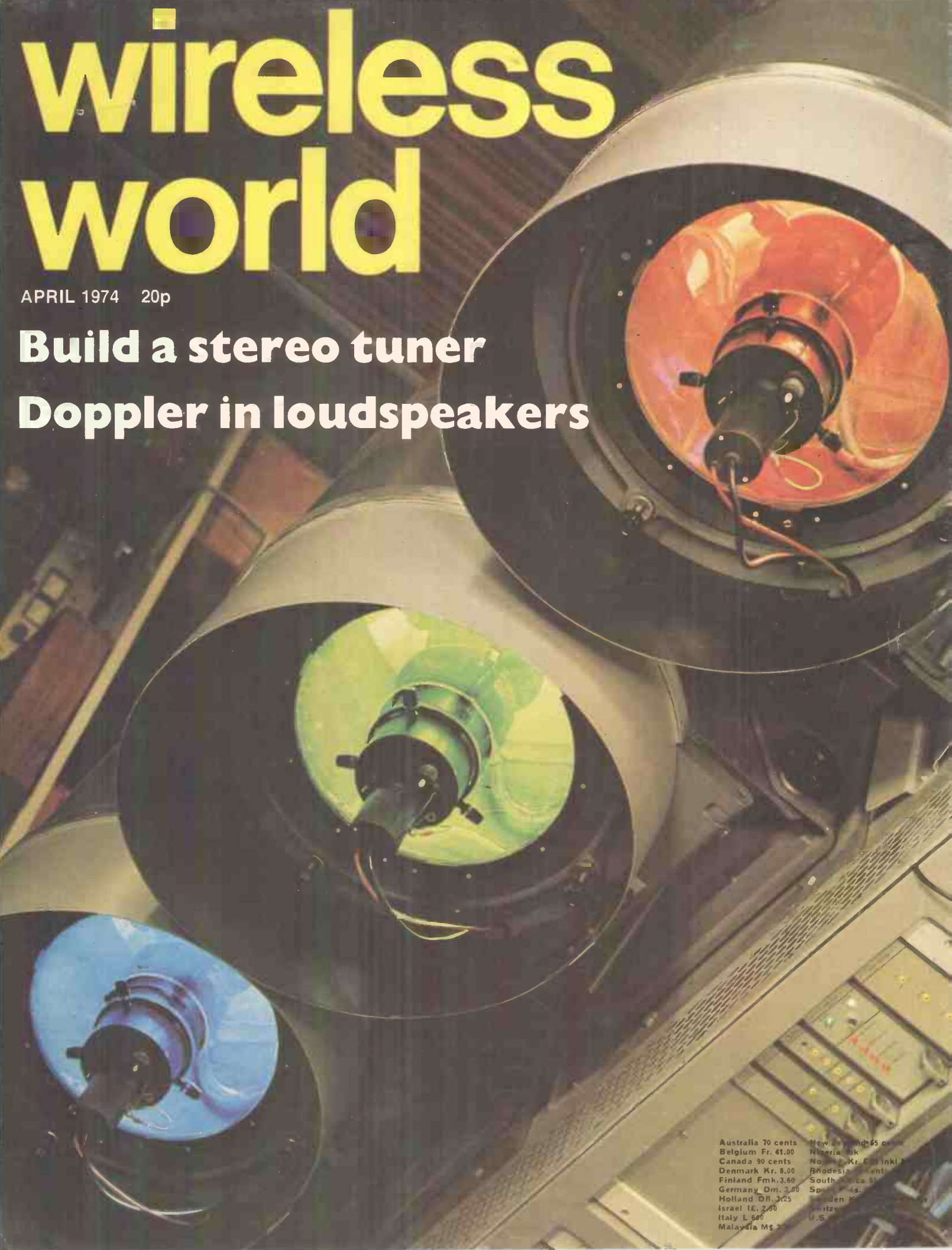


wireless world

APRIL 1974 20p

Build a stereo tuner

Doppler in loudspeakers




Australia 70 cents
Belgium Fr. 41.00
Canada 90 cents
Denmark Kr. 8.00
Finland Fmk. 3.60
Germany Dm. 3.80
Holland Dfl. 3.25
Israel I£. 2.50
Italy L. 600
Malaysia M\$ 2.00
New Zealand \$65 c
Nigeria Nk
Norway Kr. 6.00 inkl. 2
Rhodesia R. 1.00
South Africa 65
Spain Ptas.
Sweden Kr.
Switzerland Sfr.
U.S.


Our own BCS Certificate is available.

Wireless World, April 1974

WITH VARIABLE RISE AND FALL
OR DUAL CHANNEL FOR LESS THAN £250



£240



£230

Now you can buy a quality, high performance pulse generator which will match your requirements exactly – and at a realistic price. Bradley Electronics make two new models.

Firstly, the Bradley 233 – shown on the left – which is a true, dual channel instrument providing full mixing facilities, both of output and time, on two independent channels.

Its performance features

include eight PRF ranges from 0.5Hz to 50MHz with pulse delays from 20ns to 1s and variable pulse widths from 10ns to 1s. Output amplitude is variable from 0.5V to 10V while the baseline can be offset $\pm 10V$.

And just to add to the exceptional versatility and flexibility of the 233, there's a wide range of operating modes all selected by push-button switches.

And, secondly there's the Bradley 240. This has the same basic specification and performance as one channel of the 233 with the additional feature of variable rise and fall times. These are variable between 5ns and 5s in any ratio up to 100:1.

For full details of the new generation Bradley 233 and 240 pulse generators, please telephone Jim Clarke on 01-450 7811, extension 113.

Or write to him at the address below.

G. & E. BRADLEY LIMITED,
Electral House, Neasden Lane,
London, NW10 1RR.
Telephone: 01-450 7811
Telex: 25583
A Lucas Company



Prices quoted do not include VAT

wireless world


Electronics, Television, Radio, Audio

APRIL 1974 Vol 80 No 1460

SIXTY-FOURTH YEAR OF PUBLICATION

Contents

- 57 What is an engineer worth?
58 Novel stereo f.m. tuner by *J. A. Skingley and N. C. Thompson*
63 Paris components exhibition
64 Research notes
65 Doppler distortion in loudspeakers by *J. Moir*
69 Communications '74
70 News of the month
UK semiconductor industry growth
Telephone dialling microcircuit
Solid-state TV camera
72 Letters to the editor
Sound radio compression
Plug-in p.c. boards
Multimeters for blind students
75 Electronic piano—2 by *G. Cowie*
80 H.F. Predictions
81 Guglielmo Marconi by *W. J. Baker*
85 Colour TV tube developments
86 Sixty years ago
87 Photographic development timer by *R. G. Wicker*
90 Colour separation overlay by *G. Dann*
93 IEA exhibition preview
95 Traffic information broadcasting by *R. C. V. Macario*
98 World of amateur radio
99 Circards—13: Alarm circuits by *J. Carruthers, J. H. Evans, J. Kinsler & P. Williams*
101 F.E.T. curve tracer—2 by *L. G. Cuthbert*
103 Literature received
104 New products
108 Real and imaginary by "Vector"
a92 APPOINTMENTS VACANT
a116 INDEX TO ADVERTISERS



This month's cover picture shows the red, green and blue triple optical head of a colour television projection equipment made by Pye TVT.
(Photographer Paul Brierley)

IN OUR NEXT ISSUE

(published May 22)

Radar for cars. Clutter-free system for avoiding road collisions.

Colour-sound system. Compact equipment for controlling light hue and brightness by audio signal frequency and amplitude.

Novel stereo f.m. tuner. Part 2: decoder; assembly; setting-up; and a frequency meter.

Electronic piano. Part 3: assembly of the electronics and the cabinet.



L.P.C. Electrical-Electronic Press Ltd
Managing Director: George Fowkes
Administration Director: George H. Mansell
Publisher: Gordon Henderson

Price 20p. (Back numbers 40p.)

Editorial & Advertising offices: Dorset House, Stamford Street, London SE1 9LU.
Telephones: Editorial 01-261 8620; Advertising 01-261 8339.
Telegrams/Telex, Wiworld Binespres 25137 London. Cables, "Ethaworld, London S.E.1."

Subscription rates: Home, £4.35 a year. Overseas, 1 year £5; 3 years £12.50 (U.S.A. & Canada 1 year \$13; 3 years \$32.50) Student rates: Home 1 year £2.18, 3 years £5.55. Overseas, 1 year £2.50; 3 years £6.25 (U.S.A. & Canada 1 year \$6.50, 3 years \$16.25).


Distribution: 40 Bowling Green Lane, London EC1R 0NE. Telephone 01-837 3636.

Subscriptions: Oakfield House, Perry Mount Rd, Haywards Heath, Sussex RH16 3DH. Telephone 0444 53281.
Subscribers are requested to notify a change of address four weeks in advance and to return envelope bearing previous address.

© I.P.C. Business Press Ltd. 1974

Brief extracts or comments are allowed provided acknowledgement to the journal is given.

Aries
March 21st-April 20th.




Astrologically speaking...

... the best and most promising times of the year are May, June and December, however if you are careful and do not attempt anything too rash, the remainder of the year should not present you with too many problems.

All in all a productive future is forseen in your horoscope.

...now discover our scope!



The 5AV and 1EV series of high voltage cartridge rectifiers are rated at 50mA and 10mA average rectified current respectively.

The 5AV-series is offered over the voltage range 2kV to 6.5kV V_{RRM} and is in a 5mm x 10mm diameter package offering the design engineer an extremely compact solution to many high voltage rectifier problems.

The 1EV series offered with V_{RRM} ratings up to 12kV is in a 16mm long package that provides longer tracking paths than the 5AV series enabling the lower voltage types to be used without further encapsulation.

The 1EV series has fast reverse recovery characteristics and so is suitable for use in high frequency systems where rectifier efficiency is important.

Both series are available now.

INTERNATIONAL RECTIFIER

HURST GREEN OXTED SURREY RH8 9BB TELEX RECTIFIER OXTED 95219 TELEPHONE OXTED 3215/4231



wireless world

What is an engineer worth?

Editor:

TOM IVALL, M.I.E.R.E.

Deputy Editor:

PHILIP DARRINGTON

Technical Editor:

GEOFFREY SHORTER, B.Sc.

Assistant Editors:

BILL ANDERTON, B.Sc.
BASIL LANE

Drawing Office:

LEONARD H. DARRAH

Production:

D. R. BRAY

Advertisements:

G. BENTON ROWELL (*Manager*)
Phone 01-261 8339

KEITH NEWTON
Phone 01-261 8515

A. PETERS (*Classified Advertisements*)
Phone 01-261 8508 or 01-928 4597

JOHN GIBBON (*Make-up and copy*)
Phone 01-261 8353

The short answer to the question What is an engineer worth? is: what he can get. This may seem cynical to those who have certain ideas about the intrinsic worth of an engineer—in terms of his education, qualifications and so on—but because this intrinsic worth cannot be evaluated in money there can be no other answer. In practice the engineer has to accept a prospective employer's evaluation of his worth, perhaps after the two of them have bargained about it. In private industry the settlement may be a capricious one, very much dependent on market forces and therefore seemingly unfair in relation to other workers. At the time of writing there are bricklayers and carpenters earning £4,000–£5,000 p.a. in the London area. How many engineers can command this level of salary? It may seem that in state-run organizations such as the Civil Service things are better because they are more regularized and predictable. As a result the engineer may be more ready to accept without question the employer's evaluation of his worth: it seems to be based on the accumulated wisdom of the state and the will of the people.

Of course there have been plenty of studies, reports and recommendations made on behalf of the engineer. Last year, for example, we had the fourth CEI survey of professional engineers and the IEEE manpower report. Such investigations are mainly intended to let the engineer see where he stands and what are his prospects: they don't hope to change anything. One of the most forthright statements was in the famous "Brain Drain" report, which said there was clear evidence "that industry undervalues its engineers, technologists and scientists" and recommended that industry should be prepared to "promote within its own salary structure the pay of qualified engineers, technologists and scientists". More recently the United Kingdom Association of Professional Engineers has been campaigning against engineering employers' "apparent willingness" to classify professional engineers "alongside the mass of technicians and manual employees" in concluding pay agreements.

Much of the agitation for improved pay rests on the assumption of a superior order of intellectual ability in the professional engineer relative to other engineering workers—an ability to analyse and conceptualize, to see clearly the fundamentals of problems—which has been brought to a high level by three or more years' education and given the stamp of an official qualification. This is the core of the engineers' claim. It is a strong case and nobody disputes it. Why, then, do not engineers have the courage of their convictions and organize themselves to deploy this advantage in a more effective way? Mere recognition is not enough. The CEI is a toothless watchdog. The reluctance of engineers to organize themselves into pressure groups or unions is partly because, like many creative people, they are individualistic by nature, and partly because the word "professional" for them has an image that is aloof from the cloth-cap image of the trade union. They therefore turn their backs on collective bargaining in a world which operates on collective principles. If only they were able to recognize fully the significance of their own strength they would find the will to use it.

Novel stereo f.m. tuner

1 —Circuits and operation

by J. A. Skingley and N. C. Thompson

Plessey Components Ltd, Swindon

Using a ready-made front-end, integrated circuits and only one inductor, this tuner design is simple to operate, construct and set up. It includes novel circuitry to give inter-station muting, a.f.c. restricted to less than station spacing, a single-lamp tuning indicator, temperature-compensated varicap tuning allowing stations to be preset, and a linear-scale frequency meter. A simple stereo decoder circuit (part 2) uses active filters to eliminate "birdies" and remove subcarrier harmonics. Printed circuit wiring diagrams, assembly instructions and setting up procedure will appear in part 2.

The designer of technical equipment for the domestic market faces a problem. On the one hand the technical operating requirements can dictate a multiplicity of controls and demand a detailed knowledge of their use. On the other hand the operation must be simple and easily understood by people of all walks of life and professions. This design had to cater for non-technical people and children.

The first requirement then was that the system used should mask the technicalities and present the user with the simplest possible mode of operation, relying at most on traditional skills learned from more conventional a.m. receivers, without sacrificing the advantages to be had from a modern f.m. tuner.

The second requirement was to provide a tuner which was at least as good as the best commercial unit on all technical parameters. The total design objectives were therefore

requirement 1—ease of operation:

- (a) provision for push-button tuning
- (b) no undesirable outputs
- (c) powerful a.f.c.
- (d) sensitive, unambiguous tuning indication

requirement 2—good performance:

- (a) $2\mu\text{V}$ for 30-dB signal-to-noise ratio
- (b) 3-dB limiting $0.5\mu\text{V}$
- (c) image rejection 40dB
- (d) i.f. rejection 65dB
- (e) capture ratio 2dB
- (f) a.m. rejection 60dB
- (g) a.f. response $\pm 1\text{dB}$, 20Hz to 15kHz.

The combination of these objectives led to a system which to our knowledge is unique (Fig. 1).

The core of an f.m. system is its i.f. strip, and in this design it was decided to use a block filter and integrated-circuit limiting amplifier. The distribution of selectivity and gain has conflicting requirements. From the point of view of noise selectivity should

come after gain; from the view point of intermodulation effects gain should come after selectivity. The ideal choice is one where the gain and selectivity are uniformly distributed throughout the system, and this was more nearly achieved in traditional i.f. amplifiers using discrete components. The use of integrated circuits however precludes the use of this system because selectivity cannot be integrated.

There are however a number of advantages to the use of block filters over distributed systems. They can be designed as a single entity, providing a shaped response via the controlled interaction between sections to give a complex pole system, and avoiding the need for delicate stagger tuning of discrete sections. Termination conditions are easily allowed for, the filter as a whole is less sensitive to variations in transistor parameters. The filter used in this receiver is the Murata SFG-10.7 MA, which has excellent bandwidth and selectivity (Fig. 2).

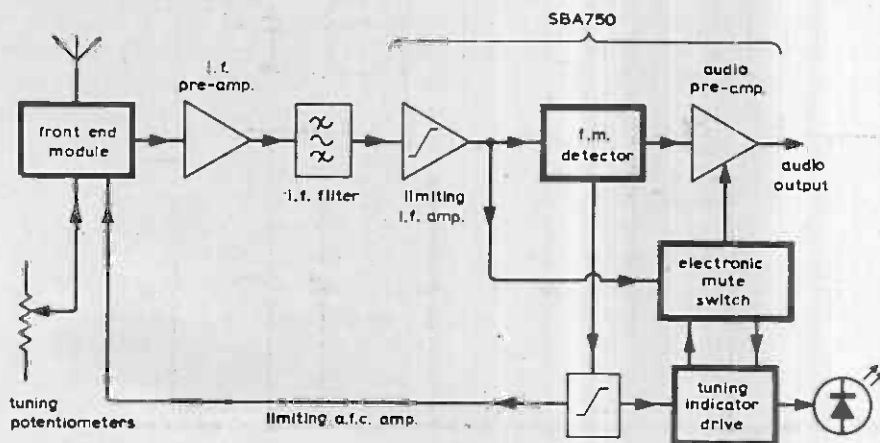


Fig. 1. In this tuner design limiting and demodulation is provided in a five-stage amplifier and a balanced demodulator, both in the SBA750 i.c., additional gain being provided by a two-stage discrete-component preamplifier. Integrated muting circuit eliminates inter-station noise and the novel one-lamp indicator makes tuning simple.

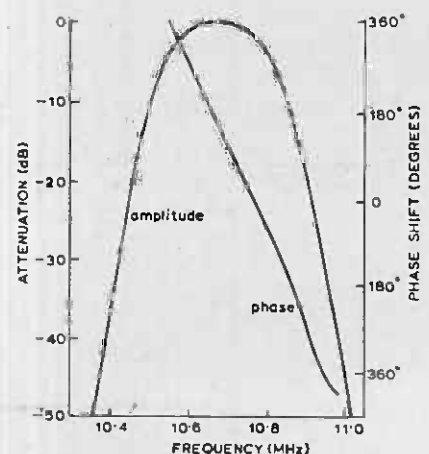


Fig. 2. Filter characteristic is maintained by making filter "see" 330 ohms at source and load.

The integrated amplifier must have excellent limiting characteristics to provide a good a.m. rejection, and the device chosen achieves this by the use of a five-stage limiting amplifier and a balanced demodulator. This is the Plessey SBA750A which has 45dB rejection at 200µV and 60dB at 2mV input. These figures correspond to 2µV volts and 20µV respectively at the input in this design. This device also features a mutable a.f. amplifier which is used in the mute circuit to be described later.

It is interesting to reflect here that, at the present stage of integrated circuit development, the system designer has a wide choice of such building blocks, and, being relieved of the detailed design of these, has far more scope for originality than he used to have. This would seem in contrast to the gloomy forecast once made that all design would be done by the i.c. manufacturer, leaving the system designer the simple task of plugging in devices. In fact it is this new freedom which brings to light the need for new building blocks, and in turn produces more advanced systems.

Objective 1(a), is met by using a varicap-tuned front end. The performance of commercially-available units, although capable of improvement, is equal to our design objectives and presents the simplest solution. The unit chosen was the Mullard LP1186, which can be conveniently mounted on a printed circuit board.

To achieve objective 2(a) more gain is required than that given by the above items. This extra gain is provided by a two-stage feedback amplifier as shown in Fig. 3. The first stage acts as a transconductance amplifier, its gain being defined by the 100-ohm emitter resistor. The second stage then functions as a transresistance amplifier or current-to-voltage converter. The combination therefore has a gain defined by the 100-Ω resistor and the 2-kΩ feedback resistor, and has a value of 26dB. The output impedance of this stage is around 90 ohms,



Features of this simple-to-operate stereo tuner include a muting circuit to prevent unwanted signals being heard (e.g. weak stations, signals affected by flutter, and mistuned stations), a single-lamp tuning indicator and a linear frequency meter.

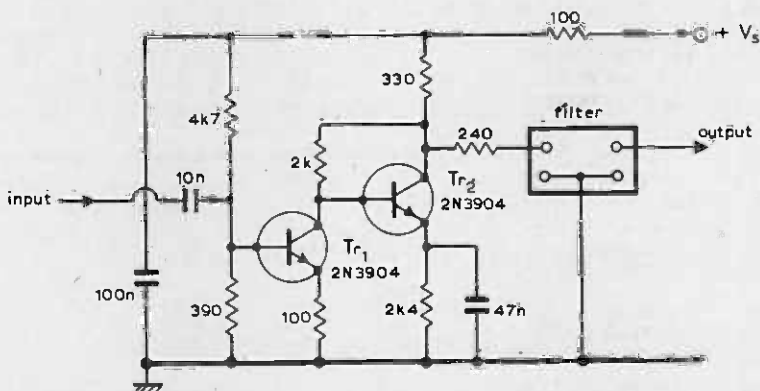


Fig. 3. Feedback amplifier consisting of voltage-to-current converter followed by a current-to-voltage converter has 26dB gain, defined by 100-ohm and 2k-ohm resistors. Output impedance of 90 ohms is made up to 330 ohms to correctly feed the filter.

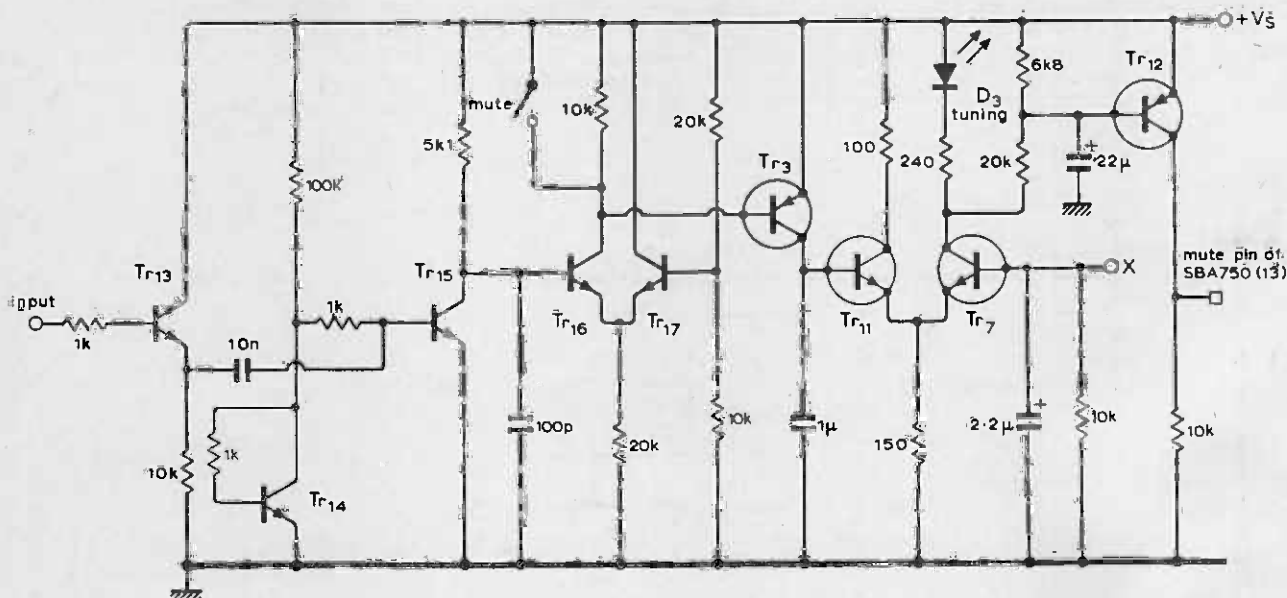


Fig. 4. Mute circuit, operated by the amount of amplitude modulation in the i.f. output, has the advantage of suppressing unwanted outputs due to detection on the non-linear regions of the S-shaped demodulation curve. Point X, fed from the demodulator via Fig. 5, feeds the tuning indicator, which is held off by Tr₁₁ in the presence of noise. An output from this circuit unmutes the stereo output from SBA750 i.c. First five transistors are contained in SL3045 i.c.

and so a buffer resistance of 240 ohms is used to present the filter with its required source impedance of 330 ohms. This introduces a slight loss of gain, but ensures that the correct filter characteristic is obtained.

Muting circuit

The system so far described provides an audio output from an aerial input and could therefore be used as a tuner as it stands. However, this is really where our story begins. If the above system is used, the first thing soon realized is that the interstation noise is highly objectionable. In fact it corresponds to a fully modulated signal over the entire audio band, since the input stage noise is sufficient to achieve limiting in the last i.f. stage, with a bandwidth equal to the i.f. filter pass-band.

In addition to this ear shattering blast, as a station is tuned a highly distorted version of the station programme is received before the correct tuning point is reached, also at a high volume. This is of course due to detection via the "S" curve of the detector, and will be produced at equal intervals either side of the correct tuning point. The net result of all this is design objective 1(b), the suppression of all unwanted outputs. Put the other way round, the only sounds heard should be correctly tuned stations.

Audio muting is achieved by using the remote gain control facility of the SBA750.

This is a pin connection usually taken to a remote potentiometer carrying d.c. only. For our use the potentiometer is replaced by a p-n-p transistor (Tr_{12} , Fig. 4) which is controlled from a number of sources.

Because the noise level is sufficient to produce a fully limited signal from the i.f. amplifier, the magnitude of this cannot be used to detect the presence of the station to un-mute the system, and this presents a problem. The solution is simple in concept.

What is required is a measure of the degree of limiting taking place within the i.f. amplifier, and this is easily monitored by detecting the amount of amplitude modulation present in the i.f. output. This has the advantage of detecting the spurious responses mentioned earlier, as these are in fact caused by the high-slope edges of the i.f. filter response converting the frequency modulation into amplitude modulation which is then detected by the quadrature detector.

The first device in Fig. 4 acts as a buffer to the i.f. amplifier output, which is very sensitive to capacitance loading. The next two devices form the amplitude detector. Transistor Tr_{14} is diode-connected and fed with a small current from the supply. As the five devices Tr_{13} to Tr_{17} are contained on one chip of silicon (SL3045), they have well matched base-emitter voltages, and this causes Tr_{15} to conduct the same current as

Tr_{14} . The 1-k Ω resistors in Tr_{14} and Tr_{15} bases provide a higher input impedance for the signal while preserving the voltage match, since the base currents are also equal.

The collector of Tr_{15} would sit at a relatively high voltage due to its smaller load resistance, but application of the i.f. signal (noise or "clean" 10.7MHz), which is about 400mV pk-pk, causes this stage to rectify bringing its collector down to a low voltage. The collector time constant is chosen so that the 10.7-MHz signal is filtered out but allowing amplitude modulation up to about 100kHz to be followed. This modulation can only be negative, as the i.f. is amplitude limited, and this produces positive-going signals, when present, at Tr_{15} collector.

The following transistor pair is biased with Tr_{17} normally on, so that this positive-going signal turns on Tr_{16} and hence Tr_3 , both of which are normally non-conducting. In the presence of noise therefore the capacitor in Tr_3 collector is charged rapidly taking the base of Tr_{11} positive. This will happen in the presence of any form of a.m. noise or spurious signals, and may be used to mute the receiver.

Single-lamp tuning indicator

There are many ways of meeting objective 1(d). However there is a need to provide an indication which is readily understood by all, without the need for instruction, which

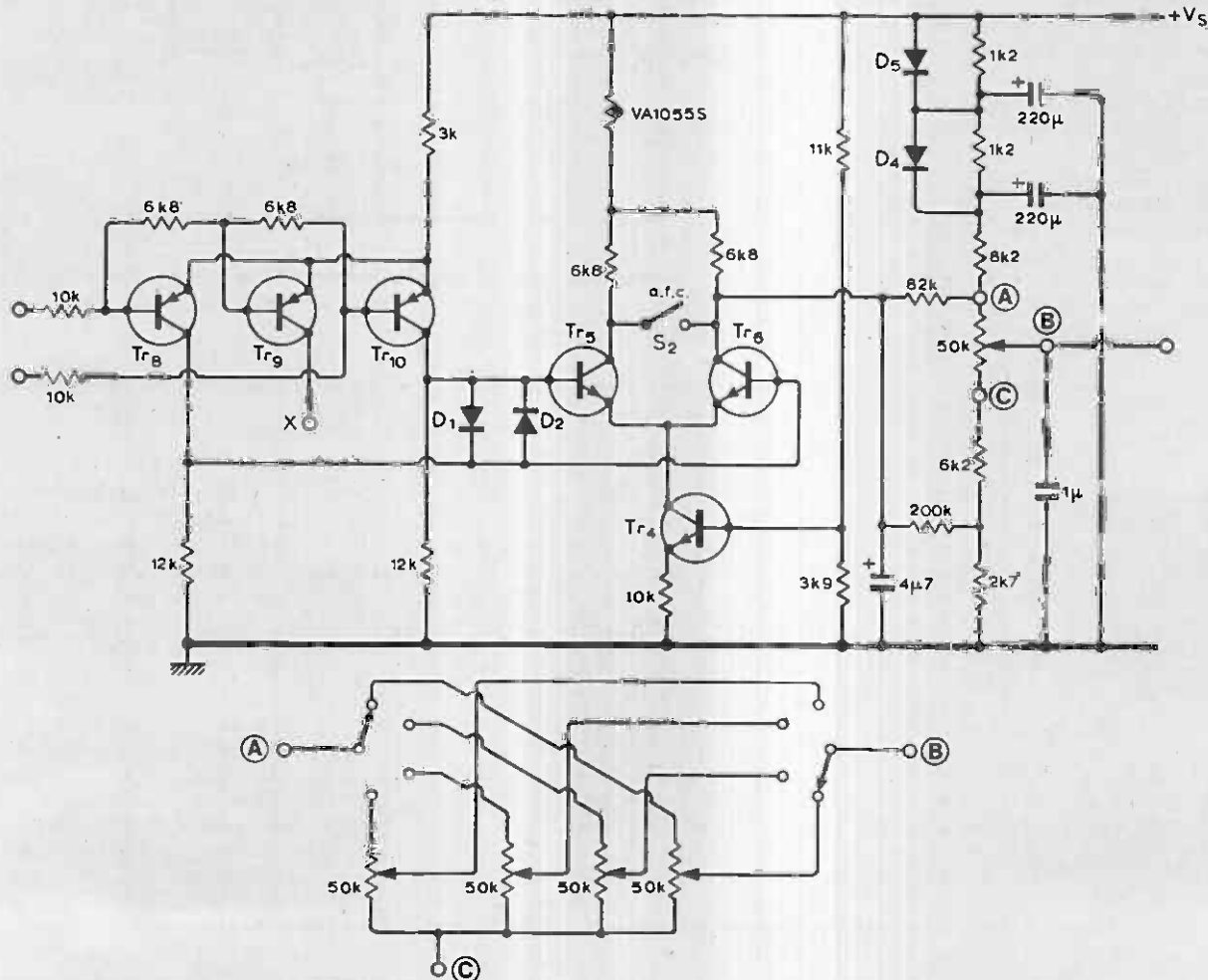


Fig. 5. A.F.C. amplifier has its voltage swing limited to restrict a.f.c. action to less than station spacing. Using a computer programme, the tuning potentiometer network was optimized to provide uniform lock-in range over the tuned band and correct temperature compensation of the front-end. Diodes in potentiometer smoothing circuit allow quick charging of capacitors and keep settling time after switch-on short.

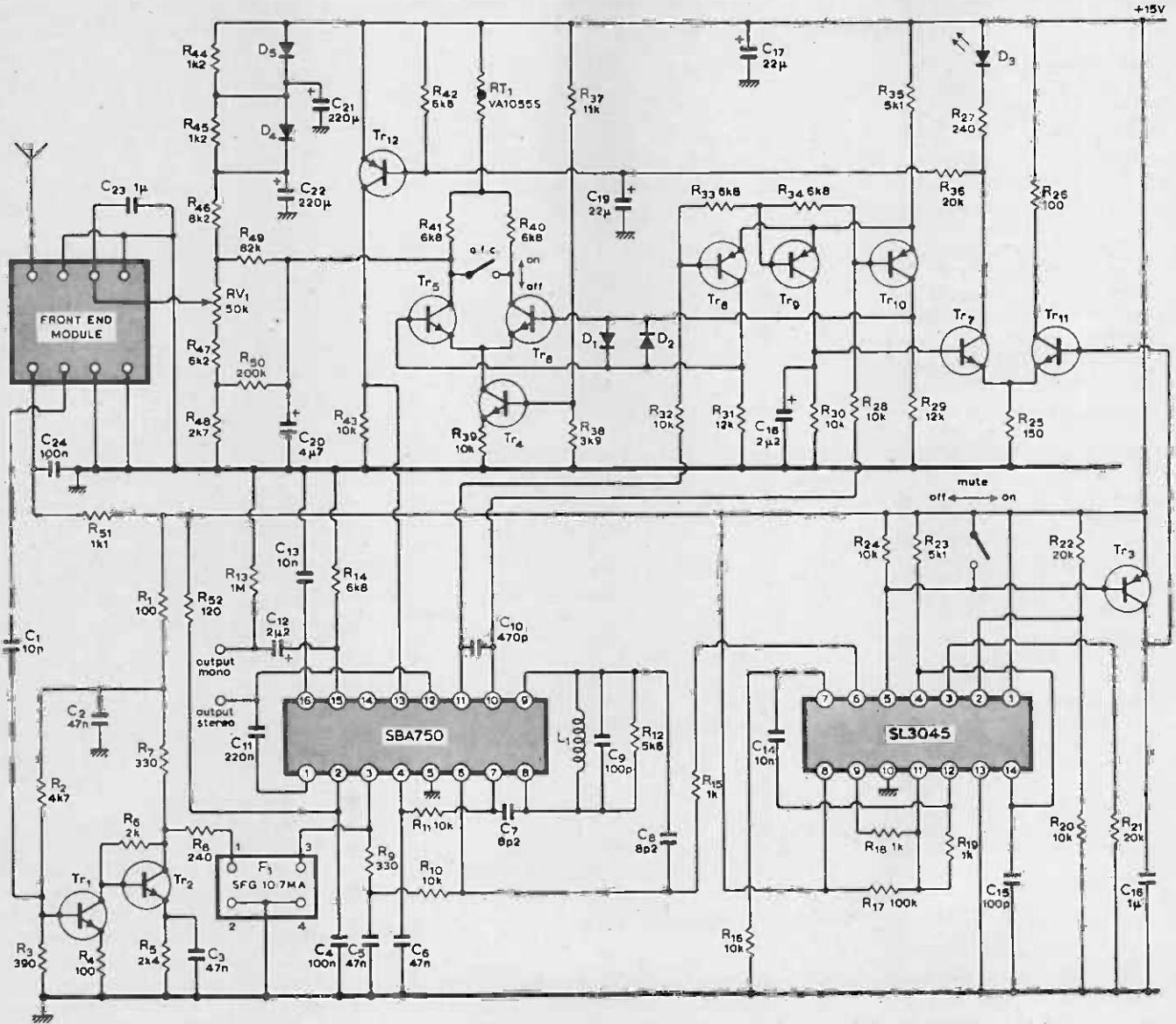


Fig. 6. Circuit of f.m. receive section of tuner with a.f.c., muting and tuning indicator circuits. Frequency is displayed on a moving-coil meter (circuit in part 2). Resistors in this circuit should be 2% tolerance.

ruled out several of the recently-used types. These include the centre-zero meter and the two-lamp system, as neither of these provide a maximum response at the correct tuning point, which is the conventional mode of adjustment. This topic is to be covered in another article and the final design is shown in Fig. 5.

Inputs are taken from the balanced demodulator output via 10kΩ resistors and fed to a long-tailed pair with the addition of a third transistor. This device is connected so that it conducts a maximum current (one third of the tail current) when the inputs are balanced. The collector of this (point X) is connected to the base of Tr₇ (Fig. 4), the d.c. conditions being arranged so that at balance, and assuming Tr₁₁ is off, Tr₇ conducts 20mA into the single l.e.d. indicator, D₃. This then has a maximum brilliance at the correct tuning point.

The Tr₁₁ tuning indicator is extinguished in the presence of noise, since Tr₁₁ conducts away the current supply to it when its base

is made positive by the action described earlier.

Objective 1(b) can now be easily obtained. We only require the audio signal to be unmuted when there is a correctly tuned station being received, that is, when the tuning indicator is fully lit. The voltage-current characteristics of a l.e.d. are similar to those of a zener diode; therefore a 240-ohm resistor is placed in series to give a voltage-varying point, and this is used to operate the mute transistor Tr₁₂ (Fig. 4). The system will only pass a correctly tuned signal of significant signal-to-noise ratio. Very weak stations, stations suffering from gross interference or aircraft flutter, spurious responses, and even strong stations which are mis-tuned by more than a few tens of kHz will be completely muted.

A.F.C. circuit

There now only remains the objective 1(c), the provision of a.f.c. This function received a lot of thought and discussion before the

system described was finalized. A high degree of loop gain was required to reduce the tuning error to negligible proportions, but when this was tried, however, several disadvantages came to light.

Firstly it was found impossible to tune the receiver with a f.c. applied. One station would be captured and the tuning control rotated past several others on the dial before the original station was lost, and then it was not known which station had been recaptured. The tuning was completely ambiguous, in opposition to the main requirements and objective 1(d) in particular. There are several expensive commercial tuners having this fault.

The solution to this problem is simple in hindsight. What is needed is indeed high gain, but the frequency range should be restricted to less than the typical station spacing. This is easily achieved by limiting the swing voltage available from the a.f.c. amplifier. One requirement for the above system to be successful is that the tuner

Components (main board)

Filter Murata SFG 10.7MA	
Front-end module Mullard LP1186	
Mains transformer	
RS Components (634 Trans)	
Push buttons	
RS Components (Press 2P)	
Pre-set pots	
RS Components (Lin Cerm 50k)	
Multi-turn pots	
RS Components (Multi pot 50k)	
Regulator	
RS Components (MVR 15)	
Rectifier	
RS Components (REC 70)	
Meter RS Components (MR 42A)	
Semiconductor devices	
<i>IC</i> ₁	SBA750A
<i>IC</i> ₂	SL3045
<i>Tr</i> ₁ , <i>Tr</i> ₂	2N3904
<i>Tr</i> ₃ , <i>Tr</i> ₈ to <i>Tr</i> ₁₀	BC179
<i>Tr</i> ₄ to <i>Tr</i> ₇ , <i>Tr</i> ₁₁ , <i>Tr</i> ₁₂	BC109
<i>D</i> ₁ , <i>D</i> ₂	1N4148
<i>D</i> ₃	5082-4403 (l.e.d.)
<i>D</i> ₄ , <i>D</i> ₅	1N4001
Capacitors	
<i>C</i> ₁ , <i>C</i> ₁₄	10nF (disc ceramic)
<i>C</i> ₂ , <i>C</i> ₃ , <i>C</i> ₅ , <i>C</i> ₇	47nF (disc ceramic)
<i>C</i> ₄ , <i>C</i> ₂₄	0.1μF (disc ceramic)
<i>C</i> ₇ , <i>C</i> ₈	8.2pF (min. plate ceramic)
<i>C</i> ₉ , <i>C</i> ₁₅	100pF (min. plate ceramic)
<i>C</i> ₁₀	470pF (disc ceramic)
<i>C</i> ₁₁	0.22μF (stack foil polycarbonate)
<i>C</i> ₁₂ , <i>C</i> ₁₈	2.2μF (63V electrolytic)
<i>C</i> ₁₃	10nF (stack foil polycarbonate)
<i>C</i> ₁₆ , <i>C</i> ₂₃	1μF (stack foil polycarbonate)
<i>C</i> ₁₇ , <i>C</i> ₁₉	22μF (25V electrolytic)
<i>C</i> ₂₀	4.7μF (63V electrolytic)
<i>C</i> ₂₁ , <i>C</i> ₂₂	220μF (16V electrolytic)
Resistors (all ElectroSil TR5 2% except thermistor)	
<i>R</i> ₁ , <i>R</i> ₄ , <i>R</i> ₂₆	100Ω
<i>R</i> ₂	4.7kΩ
<i>R</i> ₃	390Ω
<i>R</i> ₅	2.4kΩ
<i>R</i> ₆	2kΩ
<i>R</i> ₇ , <i>R</i> ₉	330Ω
<i>R</i> ₈ , <i>R</i> ₂₇	240Ω
<i>R</i> ₁₀ , <i>R</i> ₁₁ , <i>R</i> ₁₆ , <i>R</i> ₂₄ , <i>R</i> ₂₈ , <i>R</i> ₃₀ , <i>R</i> ₃₂ , <i>R</i> ₃₉ , <i>R</i> ₄₃	10kΩ
<i>R</i> ₁₂	5.6kΩ
<i>R</i> ₁₃	1MΩ
<i>R</i> ₁₄ , <i>R</i> ₃₃ , <i>R</i> ₃₄ , <i>R</i> ₄₀ to <i>R</i> ₄₂	6.8kΩ
<i>R</i> ₁₅ , <i>R</i> ₁₈ , <i>R</i> ₁₉	1kΩ
<i>R</i> ₁₇	100kΩ
<i>R</i> ₂₁ , <i>R</i> ₂₂ , <i>R</i> ₃₆	20kΩ
<i>R</i> ₂₃	5.1kΩ
<i>R</i> ₂₅	150Ω
<i>R</i> ₂₉ , <i>R</i> ₃₁	12kΩ
<i>R</i> ₃₅	5.1kΩ
<i>R</i> ₃₇	11kΩ
<i>R</i> ₄₄ , <i>R</i> ₄₅	1.2kΩ
<i>R</i> ₄₆	8.2kΩ
<i>R</i> ₄₇	6.2kΩ
<i>R</i> ₄₈	2.7kΩ
<i>R</i> ₄₉	82kΩ
<i>R</i> ₅₀	200kΩ
<i>R</i> ₅₁	1.1kΩ
<i>R</i> ₅₂	120Ω
<i>RT</i> ₁	VA10555 thermistor

should not have a temperature drift greater than the hold-in range of the a.f.c. This would anyway render the tuning calibration unreliable. In this design the a.f.c. amplifier is used to provide temperature compensation independently of the hold-in range. The circuitry used is shown in Fig. 5.

The differential output from the tuning indicator triple is further amplified by *Tr*₅ and *Tr*₆. Due to the action of the triple there is a common-mode signal present in its output, and this is rejected by *Tr*₅ and *Tr*₆ by providing them with a constant-current tail from *Tr*₄. Also under extreme mistuning it would be possible for *Tr*₅ or *Tr*₆ to bottom, causing a spurious output voltage and incorrect a.f.c. action. Diodes *D*₁ and *D*₂ are included to prevent this from happening. They limit the swing available by clamping *Tr*₆ and *Tr*₁₀ collectors together at a maximum of 0.6 volts difference.

The a.f.c. can easily be cancelled by closing switch *S*₂, thus removing differential gain. The output voltage is now determined by the current from *Tr*₄, which is fixed, and the total load resistance in the common mode. This includes the thermistor common to both collectors which is selected to provide the correct compensation of the front end, via the following network.

This network was optimized by a computer programme to provide a shift of the end voltages of the tuning potentiometer by

amounts representing equal frequency shifts. This results in a uniform lock-in range over the tuned band, and also correct temperature compensation. A possible method of switching and tuning potentiometers is shown; alternatively these may be connected in parallel provided that the total resistance remains at 50kΩ.

The positive end of the tuning potentiometer, point A, is connected via a total of 10.6kΩ to the positive supply, and any residual mains ripple at this point will modulate the tuning and produce a hum at the output. Less than 0.1mV ripple is required to produce a hum level at least 60dB down on full

signal. Therefore, the resistance is split and two 220μF capacitors inserted as shown. This has the desired effect, but produces a slow sweep across the tuning range as these capacitors charge up after switch-on. This is annoying as several stations are captured by the a.f.c. in passing, before the wanted station is reached.

To overcome this defect, it is arranged that *D*₄ and *D*₅ diodes rapidly charge the capacitors, by-passing the 1.2-kΩ resistors.

When fully charged, the voltage drop across these is insufficient to keep the diodes forward biased and they cease to conduct, allowing the full time constant to become effective. By this means the switch-on settling time is greatly reduced. These diodes can be seen in Fig. 6 which shows the discrete components and their inter-connection with the integrated circuit and front-end module.

The tuner circuit described provides the optimum performance with regard to the needs of all users. Operation is simplicity itself. The set is silent while tuning between stations and the tuning indicator is un-lit. When a station is encountered the tuning indicator lights fully and the set un-mutes. The tuning control is now left untouched in the knowledge that no further adjustment is required. If an adjacent station exists, the control may be turned further and the tuning lamp will blink off then on again and the new station will be heard; again no further adjustment will be required. This action is similar to turning a rotary switch. If this new station is further away, the set will remain silent until it is reached; mis-tuned stations cannot be received. If the a.f.c. is disabled, for instance when hunting up-band for foreign stations, the tuning indicator allows a sensitive fine adjustment to be made. The mute facility may also be removed under these conditions to allow weak stations of less than 5 to 10μV to be received.

The design has been sufficiently thorough to ensure that the performance can be guaranteed, provided that the components specified are used and the layout of the p.c. board is as recommended. Setting up can be done with nothing more than a trimming tool, for the single tuned circuit, and a pair of eyes.

Part two will include details of an improved stereo decoder, assembly instructions, and setting up procedure.

Performance

Sensitivity	1.8μV for 30dB s/n (mono, see graph in part 2 for stereo)
3-dB limiting	0.7μV
image rejection	42dB
i.f. rejection	60dB
capture ratio	1.8dB
a.m. rejection	60dB (see graph)
mute level	3 to 5μV
output level	180mV stereo
	1.7V mono
harmonic distortion	0.5% for 75kHz dev.

Paris components exhibition

As semiconductors have been a marker, for many years, of the state of development, we thought we would have a look and see what was happening here. Trends are towards larger-scale integration of almost everything, from computers to car radios, and the number of stands on which displays for meters, calculators, clocks, watches and any parameter not previously thought of makes one wonder whether liquid crystals, light-emitting diodes, neons, or some device yet to see the light of day will be the standard in ten years' time.

Semiconductors

To get down to details, an example of l.s.i. was shown by Motorola, who had the MC6800 set of ion-implanted, n-channel integrated circuits, which together form a microcomputer. (Will the next step be a nano-computer, one wonders?) The set consists of an 8-bit central processor, an 8k ROM, a 1k RAM, an interface for peripherals and an asynchronous line interface. The processor, in a 40-pin pack, handles decimal or binary and accommodates 72 instructions, with provision for up to 64 bytes of external memory—in any form.

Also by Motorola is the set of three i.c.s for a PAL decoder, giving final R, G and B tube drive from the composite video signal. One of the set is the MC1327 colour demodulator, which is already known, together with the TBA 395 (chrominance) and TBA 396 (luminance) modules. The last two contain a gain-controlled chrominance amplifier, a gated burst amplifier, p.l.l. reference oscillator, chrominance amplifier a.g.c. generator (this is usually known as a.c.c.—automatic chrominance control) and colour killer, together with black-level clamps, beam current limiting and tracked control of saturation and contrast.

Chips for calculators continue to evolve, and General Instrument Microelectronics showed two new ones. The 8-digit C595 possesses automatic constant on all four functions, and percentage. It has one memory, but four separate keys allow the memory to be updated, information stored, cleared or read. All functions are in the one chip, including display and clock. The C150 is a 14-

digit unit for office or scientific work, which offers the facility of storing and operating upon two numbers simultaneously, for example, in the solution of quadratic equations. C151 is a version for general use, with a direct square root key.

SGS-Ates showed a range of seven integrated circuits—in various stages of development—which together make up a virtually complete colour receiver. The planning is such that three of the i.c.s are concerned with the colour section of receivers, the remaining four being usable in monochrome sets. One remarkable chip, the TDA1170, contains the entire vertical deflection circuitry, providing 1.6A peak-to-peak to the deflection coils. A voltage stabilizer is built in to provide immunity to supply variations.

SGS-Ates also had their TDA2020, a 15W audio amplifier on one chip, claiming high-fidelity performance at a t.h.d. figure of 1% at 15W. It requires $\pm 18V$ supplies, and has a power-limiting circuit with thermal shut-down. The two-rail supply enables direct coupling of the loudspeaker. The amplifier is also available in industrial guise as the LO68, to be used as a servo driver and error amplifier combined.

An automotive i.c. by ITT Semiconductors, the SAJ280, is intended to ensure that seat belts are worn. The unit is named "Interlock" and creates all manner of visual and aural commotion if the belts are unfastened either before or after ignition, which it also prevents in such circumstances. It will refrain from such behaviour if the vehicle is moving when the belts become unfastened.

"Old-fashioned" semiconductors—transistors—are acquiring a very humdrum connotation lately, but nevertheless development continues in all the important parameters. Motorola had the range of high-power Darlingtontons which are intended as replacements for the 2N3055, 2N6253 and 2N625 single types. The new pairs offer h_{FE} between 500 and 5000, with V_{CEO} of 45 to 80V. Shunt diodes across the output transistor are built in. RTC were also showing power Darlingtontons, in p.n.p. and n.p.n. configurations, offering h_{FE} of 3000 typical at collector currents of 1.5A to 10A. Collector voltage ratings are between 60 and 100V and,

again, the shunt diodes are built in.

Transistors and diodes for high frequencies, shown by RTC, include the BFT50 low-noise type (less than 2dB at 500MHz); the BFT51, a 1W, 12V type with an f_T of 2500MHz at 140mA; the BLX38 linear class A wide-band amplifier, delivering 700mW at -60 dB intermodulation in Bands IV and V; two Gunn oscillators for 3cm work and some gallium arsenide avalanche diodes for use as X-band oscillators, producing 4W.

Pentawatt is the name given by SGS-Ates to the new 5-lead package with an integral bolt-down heat sink, claimed to be usable up to 50W.

Instruments

While we were not primarily looking for new instrumentation, it was there in abundance, and must be mentioned at least.

Marconi Instruments TF2370 spectrum analyser displays the spectrum of the signal in a completely new way. The information normally presented in analogue form—the spectrum—is stored in a memory which is organized as a 256 \times 512-point matrix. The 512-point axis corresponds to the x axis, or frequency base of the display, and the memory is addressed as the sweep progresses, so that at the end of a sweep, the point of the spectrum at each frequency increment is stored at one of 256 (vertical) addresses or one of the 512 (horizontal) lines. At the end of the sweep, the memory is read at a rate of 76Hz, modulating the brightness of 512 vertical lines to produce a representation of the spectrum. The system has the advantage that the spectra of non-repetitive signals can be displayed without loss of brightness or the use of storage tubes. It also permits two images to be displayed, for example a reference trace and the signal from a circuit under test. Resolution is 5Hz and 0.1dB, a 100dB dynamic range is provided and a 9-digit frequency meter is incorporated.

New equipment from Philips includes the PM3260, a dual-trace 120MHz oscilloscope with 5mV sensitivity. An extremely high e.h.t. of 20kV enables the observation of the "two nanoseconds every other Thursday" type of phenomena. Time-base speed is 5ns/cm and y rise time is 3ns. The PM3010 is a dual-trace instrument measuring only 86 \times 153 \times 190mm and weighing 1.8kg, but providing a y bandwidth of 5MHz with sensitivity of 30mV/div. The battery pack is rechargeable.

From Iskra, the Digimer 1 is a 3-digit multimeter for a.c. and d.c. volts and current, and resistance. Resolution is from 0.1mV, 0.01mA and 0.1 Ω . The unit is of unusual form, being somewhat like a tiny petrol pump in appearance, the readout being where the gallons normally appear. Each function is selected by a separate unit, which is plugged into the base to form a foot.

Research Notes

Yoga and electronics versus stress disease

A medical use of a closed-loop feedback system has been reported in the *Lancet*. The patient is part of the loop and the feedback is used to change of the state of his body.

High blood pressure is often the result of psychological stress. A possible treatment is to relieve the stress by Yoga exercises, which can relax both the mind and the body. An Indian-born doctor, Mrs Chandra Patel, now working in London, has reported encouraging results. She uses a simple measurement (skin resistance) as an indicator of tension. The patient's skin resistance is made to control the frequency of an audio oscillation. By monitoring the pitch the patient can "hear himself relaxing" and this helps him to improve his performance of the relaxation exercises. Some of Dr Patel's patients have been able to reduce or even abandon the use of drugs to relieve blood pressure.

The Lancet, 73. 11.09

Neutron radiography

If a metal-and-plastic clock is X-rayed, only the metal parts show up clearly. If neutrons are used instead of X-rays only the plastic parts appear. This useful property makes neutron radiography complementary to X-radiography.

The physical basis of neutron radiography is the way in which neutrons interact with matter. A neutron has about the same mass as a proton, and this makes it interact more strongly with single protons than with heavier nuclei. (It merely "bounces off" a heavy nucleus, with little loss of energy—an elastic collision.)

In nature, single protons occur in hydrogen atoms, so the substances which stop neutrons most effectively are hydrogen compounds such as water and plastics. Living tissue, which contains both water and organic compounds, is also revealed.

A difficulty in neutron radiography is that the silver compounds in photographic

film do not interact strongly with neutrons, so ordinary photographic film cannot be used to register neutron pictures. At the Nuclear Research Centre at Karlsruhe in West Germany, where neutron radiography is used to take pictures of the insides of fuel elements, much work has been done to find ways of facilitating photography. What is required is some means of image conversion which can change the emergent neutron beams into some form of radiation which affects a photographic emulsion. The required conversion can be accomplished by allowing the neutrons to pass through thin films of metals such as dysprosium, gold, indium and gadolinium. The neutrons activate the metal atoms and make them emit various kinds of radioactive rays which follow the same density pattern as the neutron beams.

Exposure of the film can either be direct, with the film and foil in contact during neutron bombardment, or indirect. The indirect method makes use of the fact that the neutron bombardment leaves the metals slightly radioactive. The foil therefore serves as a storage device, and a photograph can be made by laying it over a film and leaving it there until the "remembered" radiation pattern has exposed the film sufficiently.

The exposure times required for neutron radiography are short, compared with X-radiography, and the technique has possible medical uses.

Black holes and naked singularities?

Astronomers are beginning to search for "black holes", strange dead stars. Since they emit no light or radiation of any kind the search is difficult, and may well require the aid of electronics for success.

The notion of a black hole is quite simple, and goes back to the 18th century. Laplace pointed out that, according to Newtonian physics, the "escape velocity" which a moving object has to reach in order to leave a star increases as the gravity at the star's surface increases. In a very large star, with the same density as the earth, gravitation could be so intense that the escape velocity would exceed the velocity of light. So nothing, not even light, could leave the star, which must appear black to an outside observer.

Stars of the required size do not exist, but there is good reason for believing that the necessary gravitational strength can be obtained in another way, namely the packing of all the mass of a normal-sized star into a very small space. What governs density is energy. Thermal energy keeps atoms and molecules apart. The energy inside the atom keeps the electrons away from the nucleus. It is theoretically possible for this energy to be lost as radiation, giving rise to an unimaginably dense body made up of closely packed atomic nuclei. If such a collapsed star has a mass

greater than about 1.3 times the mass of the sun then the gravitation can be large enough to prevent light, radio waves, X-rays and all other forms of radiation from leaving. The star is black. But the process doesn't stop there. The gravitation is by now so strong that the matter of the star continues to be crushed. The star becomes even smaller and denser, until perhaps it shrinks away to nothing. But so long as its gravitation remains it appears from the outside as a black hole of a size which depends on the mass; in other words, the "black hole" begins where gravitation reaches the required intensity and does not depend on the size of the lump of matter inside.

How do you detect a black hole without going close to it and so running the risk of being sucked in and destroyed? One possibility is to find a black hole which is one partner of a double star, that is, two stars orbiting about one another. To an observer, the pair would appear as a single visible star which exhibited peculiar motions. Another possibility involves a possible amplification effect on passing electromagnetic waves. A wave passing near the star could split into two parts, one being sucked into the black hole and the other continuing outside. These two waves could in theory interact in such a way that the internal wave reinforced the external wave. The effect is small, but it is possible that a positive feedback mechanism might exist which would allow the external wave to reach a large amplitude before leaving the sphere of influence of the black hole.

An even stranger possibility is the "naked singularity", which is a completely collapsed star *not* contained in a black hole and therefore capable of being communicated with. It may seem impossible to communicate with a speck of nothingness made of energy-less matter, but the prospect is not necessarily as bleak as that. If the collapsing star is spinning, as many stars are, then it still has angular momentum, and this prevents it from collapsing into nothing. There may, therefore, be very small, dense, spinning bodies which can reveal their presence in some way, such as exciting nearby gas into states which produce radiation.

It all sounds rather abstract, but black holes and singularities are of such great interest to physicists and cosmologists that the search for them is bound to continue over the years.

"Horn loudspeaker design"

We apologize that it has been necessary to postpone the publication of the second part of J. Dinsdale's article "Horn loudspeaker design". This second part will now appear in the May issue.

Doppler distortion in loudspeakers

Simple techniques for the separation, measurement and assessment of intermodulation distortion due to the Doppler effect

by James Moir, F.I.E.E.

James Moir & Associates

The significance of the Doppler distortion produced by loudspeakers has been the subject of discussion for many years, opinions ranging all the way from "there isn't any such distortion", to the very opposite view that it is "the main source of distortion in loudspeaker reproduction". Such wide differences of opinion generally arise when there is no well founded body of measured data on the extent of the distortion, but in this instance, the issue has been clouded by the different methods of expressing the scanty data that is available. It should assist our understanding if the origin of Doppler distortion is clarified.

Frequency intermodulation distortion

Consider a loudspeaker reproducing two tones having frequencies f_1 and f_2 , with a frequency ratio of twenty to one, then while the loudspeaker cone is moving towards the listener to reproduce one half cycle of the lower frequency, f_1 , it will simultaneously reproduce ten complete cycles of the higher frequency, f_2 . On the reverse half cycle of the lower frequency, while the cone is moving away from the listener, it will reproduce the second ten cycles of the higher frequency. This is a classical Doppler situation, the pitch of the higher frequency as heard by the listener, being increased as the source moves towards the listener, and decreased as the source moves away from the listener.

An observer listening to a signal frequency, f_2 , from a source moving towards him with a velocity, v , hears the resultant note with a frequency, f_2' , where,

$$f_2' = f_2(c+v)/c$$

where c = velocity of sound in air. When the source is moving away from him he hears the note as having a frequency,

$$f_2'' = f_2(c-v)/c$$

The velocity of sound in air is around 1125ft/s and the velocity of the cone generally below 10ft/s but dependent, of course, on the frequency and amplitude of the lower frequency. Thus the maximum change in pitch (frequency) due to the Doppler effect is in the region below 1%.

When the moving source is a loudspeaker diaphragm executing a sinusoidal motion, the note as heard by the listener will swing cyclically between the two limit frequencies

quoted above at the frequency of modulation, f_1 , a simple example of frequency modulation. The mathematics of this are well understood, the known result being the appearance of two sidebands, symmetrically disposed about the carrier frequency at frequencies $(f_2 \pm f_1)$ and having amplitudes that are an indication of the extent of the Doppler distortion. It is necessary to differentiate between the value of the carrier frequency shift Δf_2 measured in hertz and the frequency at which the sidebands due to this shift appear. The carrier shift is an indication of the extent of the Doppler distortion and it is at its acceptable limit when it is only 20-30Hz. The sidebands are always spaced from the carrier at the frequency of the modulation, f_1 , because the carrier frequency deviation is cyclic at this modulating frequency.

The amplitude of the two sidebands can be predicted by some mathematical manipulation of the basic equation for a frequency modulated wave.

$$v = V_0 \sin(2\pi f_1 t + M \sin 2\pi f_2 t) \quad (1)$$

where

$$M = \frac{\text{carrier frequency deviation}}{\text{modulating frequency}} \\ = \frac{\Delta f_2}{f_1}$$

Quantity M is the modulation index, familiar to the engineer interested in frequency modulation broadcasting. With the standards adopted for f.m. broadcasting a transmitter fully modulated to a deviation of 75kHz by a 15kHz signal, has a modulation index of $75/15 = 5$ but as will be seen in the later discussion the frequency deviation in any audio application is at its very worst, only a few tens of hertz and the resultant index, M , is almost invariably much less than unity.

The amplitude of the two sidebands that are generated can be obtained by expanding Equation 1 in Bessel form. It has been shown that this results in the series,

$$e = EJ_0(M) \sin 2\pi f_2 t \\ + J_1(M) \sin (2\pi f_2 t + 2\pi f_1 t) \\ + \sin (2\pi f_2 - 2\pi f_1 t) \\ - J_2 \dots \quad (2)$$

where J_0 : Bessel function of order 0

J_1 : Bessel function of order 1

J_2 : Bessel function of order 2.

Values of $J_0(M)$, $J_1(M)$, $J_2(M)$ can be obtained from standard mathematical tables but examination of the data indicates that if the analysis is confined to the frequency deviation range that is of real interest in Doppler distortion problems, then M is always below 1 and the sideband amplitude is then simply $M/2 \times$ the amplitude of the carrier frequency.

If it is assumed that the lower frequency signal applied to the loudspeaker is 100Hz then for $M = 0.1$, $M/2 = 0.05$ and the two sidebands have amplitudes that are 5% of the amplitude of the carrier frequency f_2 . The deviation $\Delta f_2 = 0.1 \times 100 = 10$ Hz. This is the frequency deviation Δf_2 of carrier f_2 and if this has the standard test frequency, of 3kHz the flutter amounts to $10/3000 = 0.3\%$.

Amplitude intermodulation distortion

Distortion sidebands of a very similar type appear when a two frequency signal is applied to any device that has a non-linear input/output characteristic¹. If two sinusoidal voltages $V_1 = V \sin(2\pi f_1 t)$ and $V_2 = \sin(\pi f_2 t)$ are simultaneously applied to a device having a transfer characteristic represented by the power series,

$$V_0 = a_1 V + a_2 V^2 + a_3 V^3 + a_4 V^4 \quad (3)$$

the output will include in addition to the harmonics of f_1 and f_2 two sidebands having frequencies of $(f_2 + f_1)$ and $(f_2 - f_1)$ with amplitudes proportional to the coefficients a_2 and a_4 in Equation 3. It will be seen that the frequencies of these two sidebands are identical to those produced by frequency intermodulation but the amplitude of the two sidebands is determined by an entirely different factor, the degree of amplitude non-linearity in the device. The extent of this non-linearity is indicated by the value of the coefficients a_2 and a_4 in the power series of Equation 3. The sidebands produced by this amplitude dependent intermodulation are subsequently referred to as the a.i. sidebands. These a.i. sidebands are produced in loudspeakers by non-linearities in the suspension, non-uniform distribution of the magnetic field in the gap and at higher

frequencies by non-linearities in the cone material.

The distortion spectrum that results from applying two separate test frequencies is in the simplest example like that shown in Fig. 1. The two sidebands $f_2 \pm f_1$ are the sum of the Doppler and amplitude modulation components whereas the $f_2 \pm 2f_1$ are almost invariably due to amplitude intermodulation. The remaining two distortion components are the first two harmonics of the two test frequencies f_1 and f_2 .

It should be remembered that the presence of the amplitude intermodulation sidebands implies the simultaneous presence of harmonic distortion components having frequencies of $2f_1, 3f_1, 2f_2, 3f_2$, etc. These have no equivalent in the frequency intermodulation case. With the same amount of distortion power in both the f.i. and a.i. sidebands, the total distortion power due to the amplitude dependent distortions will usually be the greater proportion of the total distortion. The first order intermodulation sidebands whether due to Doppler or amplitude intermodulation are seen to form only a small part of the total distortion. It is thus unlikely that their presence will be easily detected.

It has generally been considered that the amplitude dependent distortions were the prime cause of much of the residual distortion in loudspeakers. Perhaps it should be remembered that it has never been conclusively demonstrated that the addition of the lower order harmonics alone results in

any significant loss in sound quality. Thus violins, all of unquestionable tonal quality, differ markedly in their harmonic structure. The quality deterioration that is evident when harmonic distortion is present is generally assumed to be due to the sidebands components $(f_2 \pm f_1), (f_2 \pm 2f_1)$ etc., that inevitably accompany harmonic distortion, but do not accompany the harmonics in musical instruments.

Measurement technique

Separate determination of the amplitude of the a.i. and f.i. sidebands has evidently proved difficult if judged by the complexity of some of the techniques used. The technique to be described provides a simple method of not only separating the two sets of sidebands from each other but allows the f.i. sidebands to be separated from the music being reproduced by the loudspeaker.

Our technique is to insert an amplitude limiter and f.m. discriminator designed for a carrier frequency of 3kHz into the measuring system. This particular carrier frequency was chosen as it allows data obtained to be compared with that obtained by other investigators² when assessing the subjective effect of wow and flutter, a very similar form of frequency intermodulation distortion.

The arrangement of the test equipment is shown in the block diagram of Fig. 2. Test signals are provided by two Bruel and Kjaer type 1014 signal generators, adequately decoupled and fed via a Quad type 303, 50

watt amplifier to the loudspeaker under test mounted in the open air. The output signal from the loudspeaker is picked up by a Bruel & Kjaer type 4131 microphone mounted on the axis of the speaker at a distance of 1 metre, amplified and then fed in parallel to the 3kHz limiter and discriminator and to a Marconi type 2330 narrow band analyser. Meter M_1 , checks the amplitude of the two separate input signal components f_1 and f_2 and the total amplitude of the combined signals, meter M_2 reads the f.m. distortion components only, while meter M_3 indicates the amplitude of each of the individual components of the speaker output signal spectrum. The reading of M_2 is proportional to the frequency deviation of the carrier f_2 . This is related to the modulation index, M , by the simple relation,

$$M = (\Delta f_2 \times f_2) / f_1$$

Beers and Belar³ derived an equation for the f.m. distortion components. This is,

$$\text{distortion factor} = 2900 \frac{f_2 \times \sqrt{P_1}}{f_2^2 \times d^2} \quad (4)$$

where P_1 is the power at frequency f_1 and d is the cone diameter.

This equation provides a guide to the relations that should exist among the data collected.

It will be seen that the distortion should be proportional to the frequency f_2 and to the amplitude of f_1 (i.e. $\sqrt{P_1}$), be independent of the amplitude of f_2 but inversely proportional to the square of the cone diameter. A measuring system intended to obtain data on the amplitude of frequency modulation sidebands should meet the following requirements. (1) The limiter and discriminator should not respond to an amplitude modulated signal. (2) No frequency intermodulation components should be measurable at the amplifier output terminals when the two-frequency test signal is applied.

As used, the measuring system provided loudspeaker distortion values that were independent of the amplitude of f_2 over a range of at least 10:1 and they were directly proportional to the amplitude of f_1 up to a power output at least ten times the power applied to any of the loudspeakers during testing. The requirements of (1) and (2) were met with a large factor of safety.

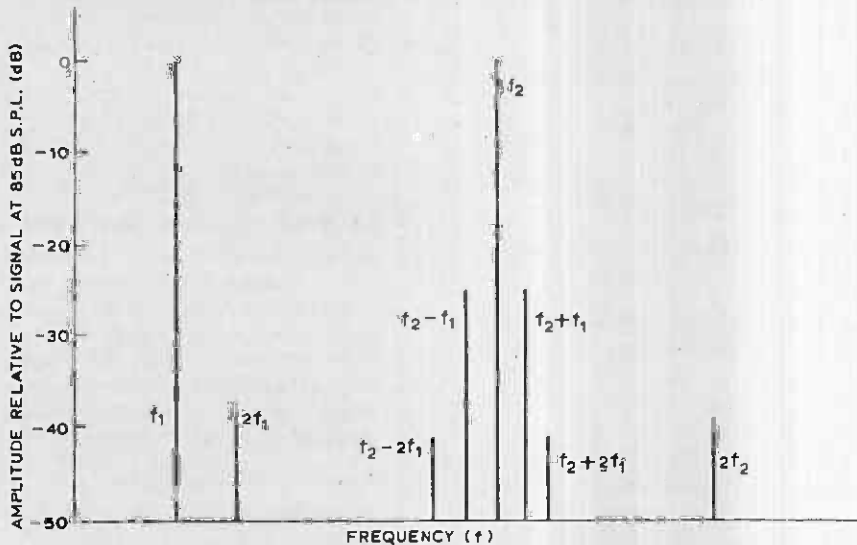


Fig. 1. Distortion spectrum of a 7in loudspeaker unit.

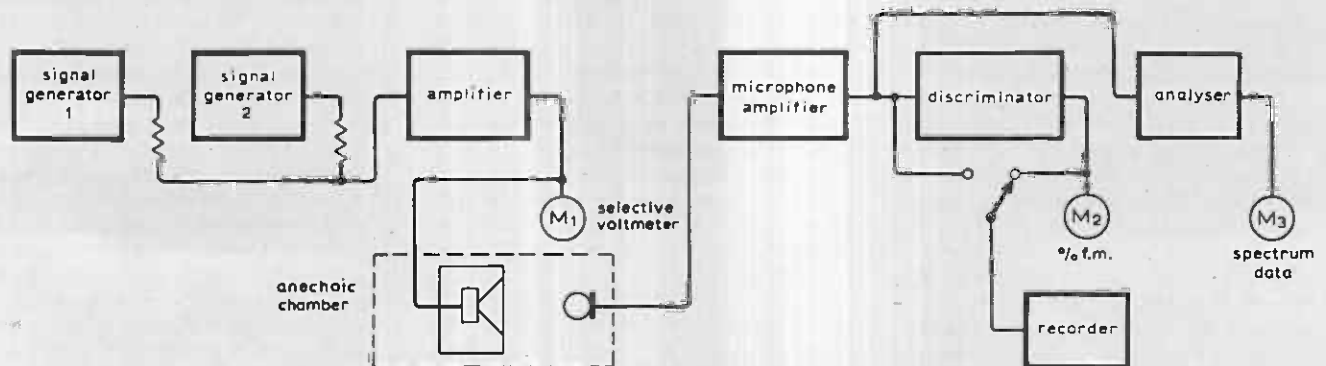


Fig. 2. Block diagram of the test equipment.

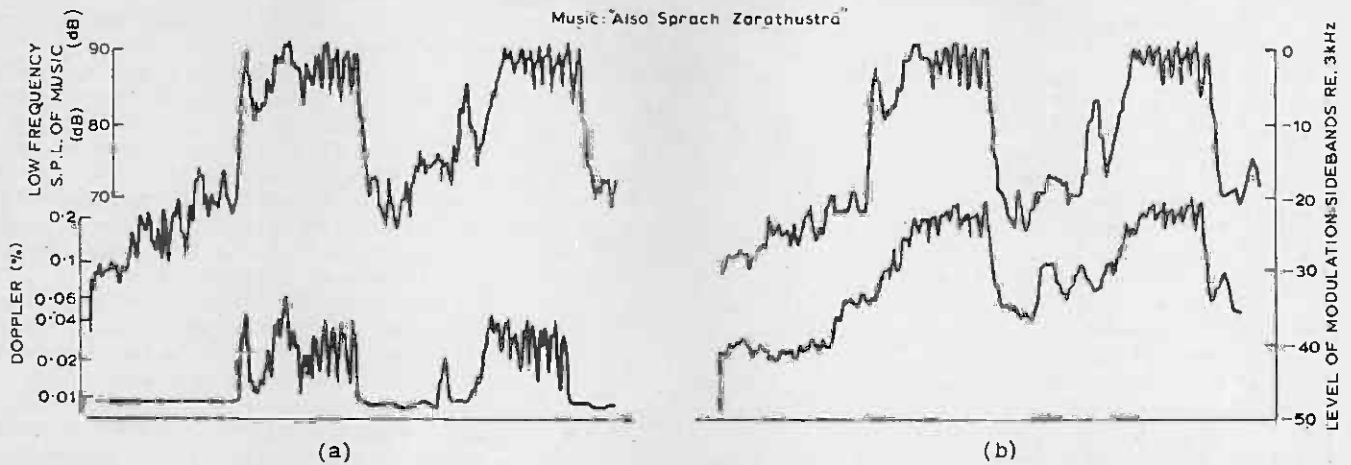


Fig. 3. Level of Doppler distortion. See text for further explanation (a) 12in (30.4cm) diameter loudspeaker (b) 4in (10.1cm) diameter loudspeaker.

Amplitude intermodulation measurement

While the test system as shown in Fig. 2 measures the frequency intermodulation components alone, and ignores the amplitude intermodulation components, it appeared desirable to be able to separately measure these amplitude intermodulation sidebands. To do this advantage was taken of the absence of any frequency term in Equation 3. Thus when none of the coefficients of V in Equation 3 are frequency dependent, the amplitude intermodulation distortions produced are independent of the test frequencies, provided only that the amplitudes of the test signals are held constant. A choice of two frequencies such as 4kHz and 900Hz eliminates almost all the components due to frequency intermodulation, leaving only the intermodulation components due to amplitude interactions.

Experimentally, this is found to result in a modulating frequency of about 200Hz. Below this, the coefficients become frequency sensitive. To obtain data in this region, advantage is taken of the dependence of the a.m. components and the independence of the f.m. components on the amplitude of f_2 . Experience, subsequent to the development of the technique, has shown that there is little advantage in using it for measuring the amplitude of the a.m. sidebands, values of adequate accuracy being obtained by subtracting the measured value of the f.m. sideband amplitudes from the measured value of the total sideband amplitude. There is some phase ambiguity in this but it does not appear to be significant in typical loudspeakers. We now have a test system in which the amplitude intermodulation and frequency intermodulation components can be separately measured.

Measurement of frequency intermodulation distortion is generally carried out with the lower frequency f_1 , somewhere around 70 to 90Hz. A loudspeaker having a frequency response limited by a high cone-surround-enclosure resonance frequency will not reproduce at constant level frequencies below this resonance frequency because of the restriction to cone motion. In consequence, it will minimize Doppler distortion. Conversely a loudspeaker having

a prominent bass resonance in that portion of the frequency band containing high levels of bass signal, will introduce considerable f.i. distortion.

Test samples

The data obtained on three of the speakers is typical of the results obtained on many other units. They are fairly representative of the products available on the market but the choice was biased towards demonstrating the effect of radiator size on the frequency intermodulation distortions.

The first unit tested was a 12in (30.4cm) cone speaker covering the full audio range mounted in a ported enclosure having a volume of 3,200 cu. in. The second was an enclosure of 1498 cu. in using a single 7in (17.7cm) diameter unit to cover the full range. The third was a 4in (10.1cm) diameter unit in an enclosure of 400 cu. in.

All three systems were operated at an on-axis sound pressure level of 85dB at the carrier frequency of 3kHz. It is appreciated that this may be a little below the sound level at which the hi-fi enthusiast may operate his system but it enabled the performance of the three systems to be compared without grossly overloading the smaller units. In all cases the level of the lower frequency, f_1 , was varied over a range sufficient to confirm the expected relation between sound pressure level and distortion.

Test data

The first result was the finding that the amplitude of the f.i. sidebands as calculated from Equation 2, for the two smaller speakers, agreed almost exactly with the measured values. This suggested that substantially *all* the distortion sidebands ($f_2 \pm f_1$) introduced by these speakers were due to frequency intermodulation, the amplitude intermodulation sidebands being at least 20dB below the frequency intermodulation sidebands at the same frequencies. This was confirmed by further analysis of the 12in unit where the a.i. distortion just about equalled the f.i. distortion. Typical test data is quoted in the following table, the results applying to a sound pressure level of the f_1 component of 85dB at a frequency of 80Hz.

It is interesting to note that the amplitude

Intermodulation distortions in typical speaker systems

Cone diameter (in)	Amplitude (dB)	Frequency (dB)
4	-40	-16
8	-41	-25
12	-43	-41

intermodulation components showed little dependence on cone diameter, not only in the three units used for the tests quoted above, but in a large number of other units tested. This rather suggests that this residual distortion is a basic property of the diaphragm material, but no further work has been carried out on this aspect of speaker performance.

Distortion on programme

In practice, frequency intermodulation takes place between all the components of a complex music signal rather than between one high frequency and one low frequency signal. Music has an extremely complex and continuously varying frequency spectrum so another technique was devised to show the amount of frequency intermodulation distortion developed during the playing of an ordinary programme. This technique takes advantage of the lack of dependence of the frequency intermodulation distortion on the level of the higher frequency carrier signal, f_2 .

A notch filter tuned to 3kHz is inserted at a convenient point in the amplifier system to remove the 3kHz components of the music, but at a later point in the chain, a 3kHz signal from a signal generator is inserted and adjusted to about 50% of the programme level.

A filter in the microphone pre-amplifier circuit removes this inserted signal and the 3kHz band from the reproduced signal and channels it through the limiter and discriminator and into a high speed chart recorder. With the filter and the limiter and discriminator out of circuit a chart record of the signal at the microphone output is obtained. The chart is then re-wound, the filter inserted, the record replayed and the

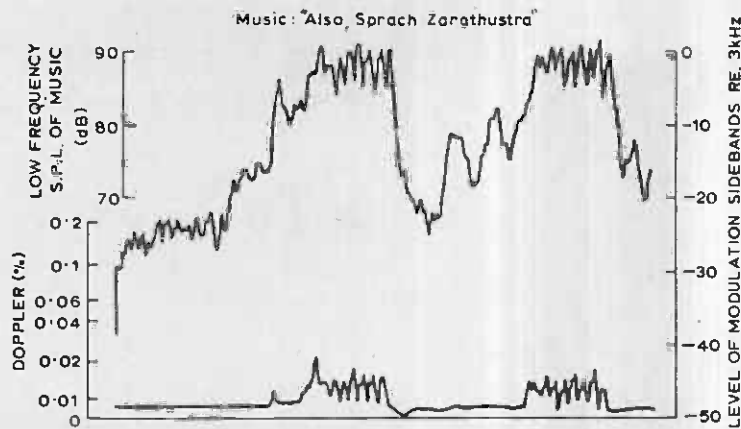


Fig. 4. Level of Doppler distortion for a well-known electrostatic loudspeaker.

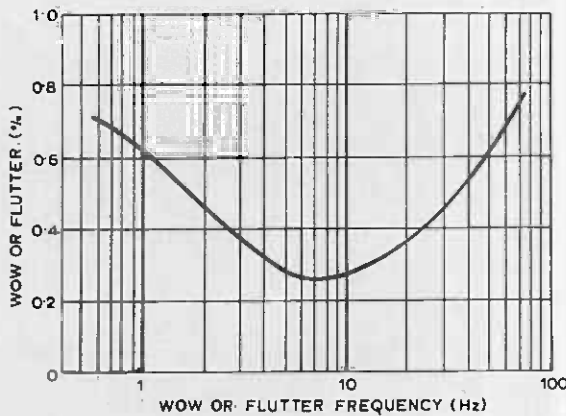


Fig. 5. Subjective thresholds for sinusoidal modulation of piano music.

output of the discriminator recorded below the upper music curve. Thus we obtain two curves showing music and f.i. distortions on the same chart. This arrangement has the subtle advantage that it also eliminates all the wow and flutter modulation present in the recordings where these were used as test material.

Typical results obtained on two speaker systems are shown in Fig. 3 as confirmation that the test system is not a limiting factor. Fig. 4 illustrates the results obtained on a well-known electrostatic loudspeaker. This particular unit has lower f.i. distortions than any other type so far tested.

Significance of Doppler

We now come to the significance of the Doppler distortions, a more contentious subject, ignoring the suggestion that it does not exist. The next line of defence is usually that the Doppler distortion cannot be heard and therefore is of no consequence. This is a sterile line even if it were well founded. Progress towards the perfect reproduction can only be achieved if each distortion is removed as it is identified. If we find a way to remove an inaudible distortion, it should be removed to help bring into prominence the remaining distortions and allow those to be dealt with. As each distortion is removed those remaining become more obvious and at a later stage in the development, the distortion that was inaudible becomes of prime concern.

How should we assess the importance of Doppler? The existence of several schools

of thought has led to much misunderstanding. If in a particular loudspeaker the sidebands due to Doppler are of greater amplitude than the sidebands at the same frequency due to amplitude modulation, it is almost certain that the Doppler sidebands are subjectively more significant. The amplitude of the Doppler sidebands as a percentage of the carrier can then be compared with the amplitude of the a.m. sidebands at the same frequency expressed in the same way. This is the technique we use to indicate the relative importance of the a.m. and f.m. sidebands. On this interpretation virtually all the sidebands are due to Doppler when using single loudspeakers having cone diameters below twelve inches. At this diameter the a.m. and f.m. sidebands are about equal, but in speakers having cone diameters above this value the a.m. distortions predominate.

We have earlier noted that the sidebands whether due to Doppler or amplitude intermodulation are only a small part of the total distortion spectrum and if judged on this basis it is possible to show that their presence is of no significance. There is, however, little evidence to suggest that the lower harmonics themselves are subjectively annoying, largely because they are harmonically related. This simple harmonic relation does not hold for any of the sum and difference components so they may be expected to be more annoying per per cent, than the harmonics. For these reasons it would seem unreasonable to expect the subjectively judged distortion to be indicated by com-

paring the power in the Doppler sidebands to the total distortion power.

Yet other approaches are to express the amplitude of the f.m. sidebands as a percentage of the amplitude of the carrier frequency f_2 or to compare the total power in the two f.m. sidebands to the power in the carrier frequency f_2 . We feel that neither of these are as realistic as comparing the amplitude of the a.m. sidebands and Doppler sidebands at the same frequency.

An alternative way of assessing the importance is to compare the values of flutter that result from the Doppler process with the known data on the significance of flutter. The most comprehensive data is that due to Stott and Axon.² In a well conducted experiment they found that the "just audible" amount of flutter was around 1%, when reproducing piano music. Their data is reproduced in Fig. 5. On this basis all the loudspeakers used in our music recording tests would be adequate. I personally would reject this view, feeling that even a moderately experienced observer is about ten times more sensitive to flutter than Stott and Axon suggest. Thus on balance, I feel that comparing the amplitude of the f.m. and a.m. sidebands gives a true picture of the relative importance of the f.m. and a.m. sidebands.

Listening tests

Obtaining a decision by listening tests is unlikely to be a simple matter. Not only is the distortion power in the sidebands a small part of the total distortion but the f.m. and a.m. sidebands vary in different ways when the amplitude of the high frequency signal, changes. The Doppler component is not dependent upon the amplitude of the high frequencies being reproduced, whereas the amplitude intermodulation distortion is directly proportional to the amplitude of the higher frequencies. Thus the proportion of the f.m. and a.m. sidebands to the total sideband distortion power varies continuously as the music spectrum changes.

We have attempted to assess the importance by experiment but only with a small listening crew. The Doppler sidebands in the 3kHz region were removed by suitable filters and tape recorded. The a.m. sidebands were similarly obtained by filtering from the signal spectrum in a slightly overloaded amplifier and these were also tape recorded. The two sets of sidebands were then compared when reproduced at the same level. Both observers were agreed that the Doppler sidebands were subjectively more annoying than an equal percentage of the a.m. sidebands.

As a second check the performance of three loudspeakers having very similar frequency response and amplitude distortion figures but very different Doppler distortion figures were subjectively compared and again both observers decided that the speakers with the higher Doppler distortion values sounded rougher than the speaker with low Doppler distortion values. The result is more convincing because the decision about the sound quality was made before either of the observers knew that one of the speakers had much lower Doppler distortion values than the other two units.

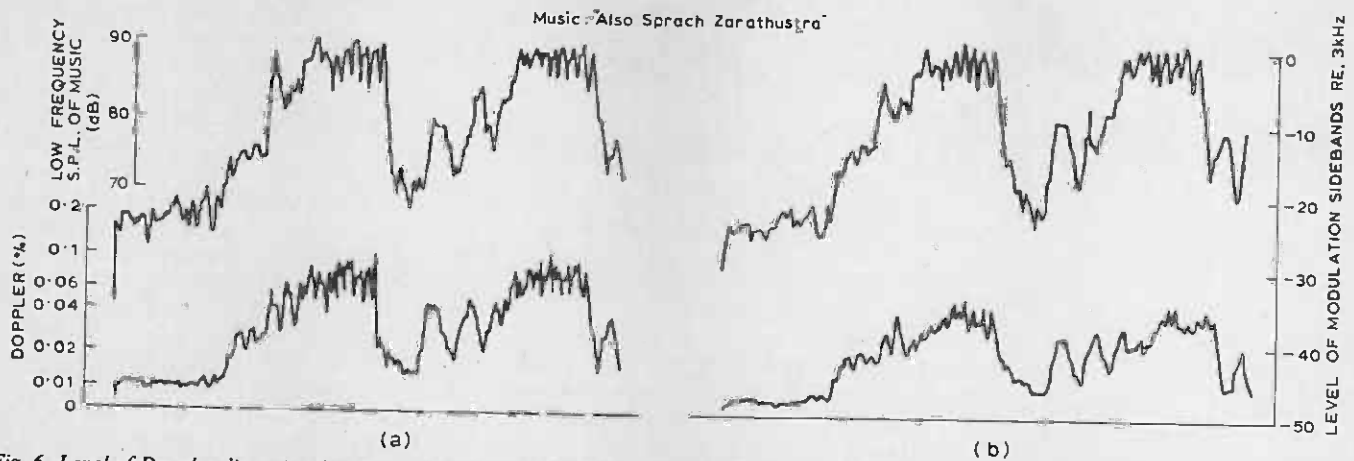


Fig. 6. Level of Doppler distortion (a) three unit monitor with 3kHz cross-over frequency (b) three unit monitor with 2kHz crossover frequency.

Reduction of Doppler

On the basis of the test data presented earlier it appears necessary to have a bass radiator area not less than about 120-150 square inches in any single wide band loud-speaker.

It is often thought that the use of a two unit system is a complete solution but this is highly unlikely when changeover frequencies in the kHz region are used, a practice that is almost universal because of the extension of the frequency range that results. All the signal components below the change-over frequency are then Doppler modulated. If two separate units are used, each dealing with a fraction of the total spectrum the crossover must be in the 300-500Hz region to remove the relatively large low frequency signals from the high frequency unit.

This aspect is well illustrated by the charts in Fig. 6 representing two high quality (and high priced) speaker systems. In respect of Doppler distortion, it will be seen that neither system is significantly different to the single 12 inch unit. On comparing these results with those quoted earlier for the electrostatic speaker, the electrostatic unit distortions are about five times lower than the speaker system using a 3kHz cross-over.

Simple cross-over networks are of little value. A series capacitor achieved very little, for the current in the speaker unit is then directly proportional to frequency below the cross-over frequency and the h.f. unit tends to operate as a constant velocity device up to the changeover frequency. Any cross-over network must have an attenuation of at least 12dB/octave below cross-over to effectively eliminate low frequency modulation of the high frequency speaker.

A three unit system can be a further step in the right direction if the lower changeover frequency is below about 500Hz but it is not automatically so. The acoustic impedance facing the middle range and high frequency unit diaphragm is modulated by the low frequencies reproduced by the larger low frequency speaker and in some systems this results in appreciable Doppler distortion.

As another alternative, horn loaded designs, can be adopted. The mouth area of the horn is then the effective area of the low frequency radiator. This is generally several

hundred square inches and thus Doppler distortion is almost invariably very much lower than from any other type of speaker. This is one reason and possibly the major reason why horn loaded loudspeakers usually have a "cleaner sound" than any open diaphragm speaker system though this may be accompanied by a more restricted bass response. It is suggested that the achievement of low distortion is much more important in obtaining good sound quality than any extension of the frequency range below 70-100Hz.

Acknowledgement

I have to thank Mr W. R. Stevens of our laboratory who produced practically the whole of the experimental data.

This article is the essence of a paper read at the September 1973 meeting of the Audio Engineering Society of America in New York.

References

1. Waddington, "Intermodulation Measurements", *Journal of the Audio Eng. Soc.*, July 1964, Vol. 12, No. 3.
2. Stott & Axon, "The Subjective Discrimination of Pitch and Amplitude Changes", *Proc. Inst. Elec. Engs*, Vol. 102B, No. 4, 1949, pp. 643-656.
3. Beers & Belar, "Frequency Modulation Distortion in Loudspeakers", *Proc. I.R.E.*, Vol. 31, No. 4, April 1943.

Communications 74

Brighton June 4 to 7

Users of radio and line communications systems will find the very latest techniques and equipment described and demonstrated at "Communications 74", a four-day conference and exhibition to be held at the Metropole Convention Centre, Brighton, Sussex, from June 4 to 7. Over 100 exhibitors will take part and 56 papers will be read. Some papers and exhibits will be of interest to communications equipment designers. Full details will be given next month but here is some advance information:

Exhibition. The 100 or more exhibitors will include many of the best-known names in the UK electronics industry, together with organizations such as Cable & Wireless, the Post Office, the MPT, the Ministry of Defence and the Home Office. The event is supported by the Department of Trade and Industry and the Electronic Engineering Association, and will cover the fields of data communications, civil mobile radio communications, fixed radio communications, defence communications, recording systems, test equipment and ancillary devices and equipment. For free exhibition

tickets contact the organizers: ETV Cybernetics Ltd, BETA, 109 Kingsway, London WC2 6PU (telephone, 01-405 6233; cables, BUSQUTP LONDON WC2).

Conference. The 56 papers are to be presented by speakers from well-known companies, colleges, Government departments and other organizations in the field of communications. Overseas speakers will come from Canada, Denmark, Germany, Japan, Sweden and the USA. Organized by *Electronics Weekly* and *Wireless World*, the conference will be divided into four broad subject areas: June 4, data communications day; June 5, mobile communications day; June 6, fixed communications day; June 7, defence communications day. While the emphasis of the conference is on uses of communication systems, there will be four equipment design papers presented on each day, run in a separate morning session. For further information contact: Roger Woolnough, IPC Electrical-Electronic Press, Dorset House, Stamford Street, London SE1 9LU (telephone, 01-261 8590).

News of the Month

Anglo-French digital telecommunications pact

France and Britain are to collaborate in the development, manufacture and marketing of a digital telecommunications switching system. It will be based on a combination of the existing E10 digital switch, developed by the French company CIT-Alcatel and at present operated in the French public telephone network, and the system 250 stored programme control processor, developed by Plessey.

The importance of the digital switch is its use in the pulse code modulation system of digital transmission which has already been adopted by the British and French Post Offices as their future standard and which administrations all over the world are expected to turn to in the 1980s.

Development costs could be 5 to 10 million pounds, and the partners claim that the world market for their sort of product in the early 1980s will be around £500m a year—excluding the US, Japan and Germany. The system is code-named Felicite and the partners should be ready to take orders by the end of 1976.

Sonex versus Hi-Fidelity '74

Competition for the annual Sonex audio exhibition held this year at the Post House Hotel, Heathrow will have given the organizers food for thought. Thirty companies exhibited their products at the nearby well-organized Hi-Fidelity '74 exhibition in the Heathrow Hotel, as opposed to 35 at Sonex. Both exhibitions ran during the same period from March 27 to 31. The need for a new exhibition arose, according to the organizers, Pyser Britex (Swift) Ltd, through increasing annoyance expressed by manufacturers and distributors at the conditions under which they have been obliged to display their products at recent exhibitions—"It is impossible to mount a worth-while hi-fi exhibition where most of the products have to be displayed in small hotel bedrooms".

Attendance at Sonex was similar to that at the Hi-Fidelity '74 exhibition. In-

formation on new products introduced at both shows will be presented in the next issue of *Wireless World*.

17% UK semiconductor growth predicted 40% for m.o.s. circuits

In predicting the growth of the UK semiconductor industry for 1974 at a "conservative" 17%, J. D. Hurley who is general manager of ITT Semiconductors said his forecast had been tempered because of recent increases in the price of gold (gold content can account for as much as 25% of device prices) and other raw materials. Despite the shortage of silicon wafers, due to the "lead" time of capital investment of two to three years following the 1971 recession, device prices had been held firm. Mr Hurley said in reviewing the semiconductor industry for 1973.

During that year there was a sharp growth in custom circuits (up by 100%), and a general semiconductor growth (28%) that exceeded ITT expectations (16%). A trend to m.o.s. and complex i.c.s was confirmed, and "forward integration"—the semiconductor industry making complete calculators, watches, microcomputers and electronic cash registers—became fact. EEC legislation came into operation, one effect of which is that duty must be paid on equipment if the majority of devices used are not European.

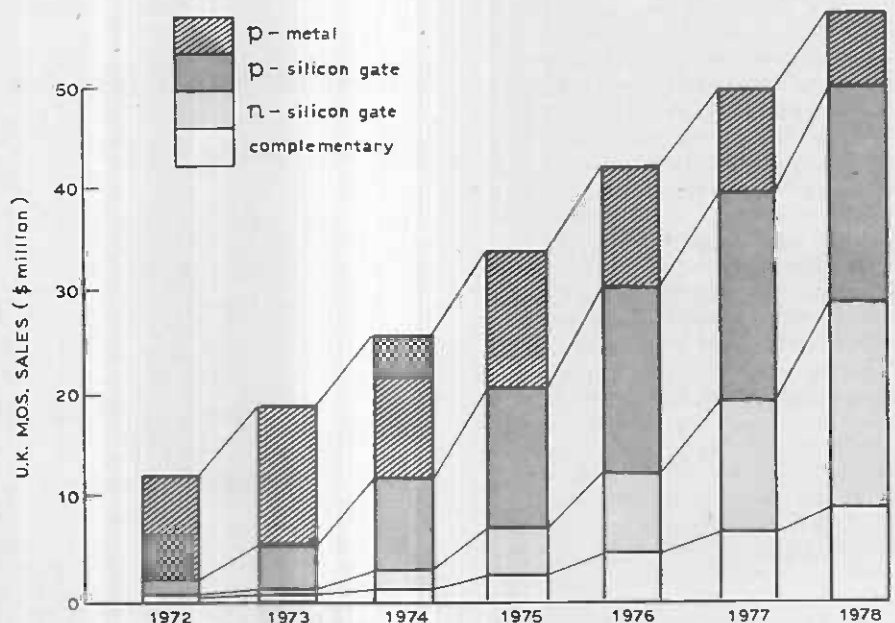
For ITT Semiconductors it was a year of record export growth, and of 55 new products, contributing to a 25-fold increase in m.o.s. television and custom bipolar i.c.s and an overall sales increase of 60% (against a predicted 30%). It also

marked record capital investment for ITT—in new diffusion and design areas and in new equipment, both for mask-making and automated assembly. Three-inch silicon wafers can now be handled.

Other UK electronics industry predictions for 1974 include a 15% increase in value of semiconductor device usage in colour receivers, a 20% increase in telecommunications equipment and a 17% increase in the computer and industrial sectors. In the semiconductor industry, exports are expected to be up and imports down. A 40% growth in m.o.s. devices is anticipated with a doubling for silicon-gate and complementary devices—see histogram on this page. For themselves, ITT Foots Cray expect another year of high capital expenditure and a 47% sales increase, maintaining their capability in both m.o.s. and bipolar devices, and in both digital and analogue areas. Current m.o.s. involvement includes automotive products, "white" goods controls, industrial controls, telephone devices, display drivers for electronic voltmeters, cash registers, cipher machines, computers and calculators, as well as unspecified military systems.

Universal telephone microcircuit

A new m.o.s. l.s.i. microcircuit can provide the electronics for a line-powered, push-button telephone incorporating both access pause and re-dial facilities. It can be programmed to suit the impulse dialling speed, the mark-to-space ratio and the inter-digit pause of any national telephone system employing impulse dialling principles.



Forecast for UK m.o.s. market shows an overall 40% increase for 1974 over 1973. This masks a forecast 100% increase for silicon-gate and complementary devices. (Source: ITT Semiconductors.)

The microcircuit, AY-5-1100 series, was developed by General Instrument Microelectronics at their Glenrothes, Scotland design centre and has a 20-digit capacity to provide adequate storage for future intercontinental STD numbers. A re-dialling facility is provided in two of the versions. If a number is engaged, the caller merely presses the retain-button and replaces the receiver. Then when he picks up the phone, if the line is free, the number is set up ready to be re-dialled with one button depression. The microcircuit has been designed to work with a store-and-control chip to form a short number or "repertory" dialler.

The complete microcircuit sub-system, providing re-dialling facilities is available in an 18-lead d.i.l. package. Control pins are provided for externally adjusting the impulse rate, inter-digit pause and mark-space ratio.

In the 12-lead TO8 version, impulse rate, inter-digit pause and mark-to-space ratio are all mask programmed to the customer's specification, and the access pause and re-dial facilities are omitted. This circuit arrangement provides the optimum packaging solution for applications where single number repertory dialling is not required. Versions with 14 and 16 leads complete the options open to the manufacturer.

Error-free underwater communication

What is believed to be the first telegraph error detection and correction equipment designed specifically to provide teleprinter to teleprinter communication under water has just been completed. The equipment, called Sonar 2010 by the Royal Navy, was designed by Marconi Communication Systems Ltd, in collaboration with the Admiralty Underwater Weapons Establishment for Royal Navy underwater tactical communications.

The programme to produce the type 2010 equipment started in 1967 with a series of studies in which research equipment was taken to sea on vessels of the Royal Navy to determine the techniques that could be best employed to overcome the many difficulties that face the underwater communicator. The problem is particularly acute in data transmission, which has to cope with the effects of fades, multipath, noise bursts and doppler shifts caused by the relative motion between communicating vessels.

From the early research trials, a combination of techniques was involved, and this was followed by the design and manufacture of prototype production equipment. A further series of sea trials took place and the equipment was evaluated under a variety of propagation conditions chosen to represent those found in service use.

The trials were highly successful and beat the target of 98 per cent error free copy under a wide range of propagation



These watches don't tick. Even so, 180 million were sold in 1972 and RCA expect the total to reach 300 million by 1980.

conditions from shallow water, deep sea and rough sea to calm tropical conditions. It was also shown that the 2010 can pass traffic at a greater transmission rate than can be achieved by speech.

Production is scheduled to start this year and will cover a shipfitting programme of existing and new RN vessels over a period of years. Interest has also been expressed by NATO and Commonwealth countries.

Sensitive solid-state TV camera

A very sensitive solid-state television camera, capable of taking pictures by the glow of a candle has just been developed. The new television camera is wallet-sized and weighs less than a pound. Developed by General Electric in the United States, it can be adapted for use with an ordinary television set to produce exceptionally crisp images even when light levels are extremely low.

The camera light sensor is a charge-injection solid state device—a quarter-inch-square m.o.s. chip which performs the same job as the camera tube in conventional TV cameras. Since the miniature device can be fabricated with current solid-state manufacturing techniques, it could be manufactured for a fraction of the cost of a conventional television camera.

Each pair of 20,000 capacitors on the imager-chip functions as an individual light-sensing device. As light strikes the chip, each capacitor-pair collects a charge proportional to the light striking it. To process the electrical charge into a television picture, each pair of capacitors is individually addressed by scanning circuits to release its charge, "injecting" it

into the base of the chip. The imager can be scanned at speeds compatible with ordinary television sets. If a pair of capacitors should fail, the result is only one minute dark spot on the screen.

Circards award

The Circards idea has won recognition as the best innovation in IPC Business Press journals during 1973; *Wireless World* entered the scheme on behalf of the compilers—Jack Carruthers, John Evans, Joe Kinsler and Peter Williams, all of Paisley College of Technology—with the conviction that Circards was a unique innovation in electronics information publishing.

As well as providing performance graphs and data on tested circuits, both new and standard, Circards describe circuit operation, effects of component changes, how to modify circuits to extend performance, and give component values and suggestions for further reading. Articles published in the journal alert and introduce readers to the chosen topic. Format is chosen for ease of handling "at the bench".

Circards are available in sets of ten or 12 cards, at £1 per set (see p.100).

Optical reader captures data

A system based on an optical page reader has been developed by the Communications Branch of British Airways for use as an input device to their worldwide telegraph network. The airline is marketing the equipment in the UK under the name BARDATA.

An electric typewriter produces both the clearly human readable character and, immediately beneath it, a miniature bar code. By separating the need for the machine to read from a complicated character-comparison technique and allowing it to simply scan the bar code, it has been possible to produce an economic desk-top optical reader.

The technique, using a page reader by the Datatype Corporation of Miami, USA, was originally designed to provide an effective means of converting typed script into typeset for the newspaper industry. It can also be used as a computer input system and has application in the field of order entry and stock control.

Arthur Bulgin

A well-known personality in the British electronics industry, Arthur F. Bulgin, chairman of A. F. Bulgin & Co. Ltd, died at Westcliff, Essex, on March 29, aged 75 years. He was one of the founders in 1932 of the Radio & Electronic Component Manufacturers' Federation. His passing marks the end of 51 years in the industry.

Letters to the Editor

Sound radio compression

I realize that m.f. broadcasting is, by and large, a passé subject in this swinging quadraphonic era. Nevertheless, there must still be a lot of people about who, like myself, live in poor reception areas for v.h.f., listen to reasonable quality car radios, and have perforce to use m.f. when, as is becoming increasingly common, the complementary v.h.f. channels are devoted to different programmes.

In general I have no complaints about the quantity of signal received or of interference. What does get my goat is the apparently unnecessary and deliberate degradation of programme quality which results from the application of excessive degrees of audio compression at some transmitters.

Until a year or so ago the local prize for wooden sound was firmly held by the Brookmans Park Radio 4 transmitter but it has now passed to the most effective audio mangler I've heard for a long time, the Radio London transmitter at the same location. To hear the compressor of this one attacking the individual syllables of the words of slow speakers and rendering them almost unintelligible is an experience to forego.

I wonder if your erudite readership could provide me with a rationale for the practice and perhaps persuade me that, as a manifestation of "progress", it improves my listening lot.

C. Higham,
Olney,
Bucks.

Plug-in p.c. boards

As large users of professional audio equipment we have become increasingly concerned about one particular aspect of reliability. It has been our experience that a high proportion of faults are due to contact failure in switches, connectors, etc. Switches have improved considerably in recent years with the use of better contact material, but one area of persistent trouble is the plug-in printed circuit board.

This all seems to stem from the very widespread practice, with most manufac-

turers, of not fitting a male connector to the board. It is almost standard to form contact "fingers" on the edge of the board which are then "hard gold plated", and this then mates with various forms of edge connector. Without exception, we have had contact trouble with this type of board from every manufacturer whose products we use. In contrast to this we have been using p.c.bs in equipment that we have built ourselves, for about seven years, and each board is fitted with a male connector, usually the ISEP type made by ITT. To the best of our knowledge we have never had a failure using this system. The cost of a typical 25-way male connector is about 90p, and we consider this a small price to pay for reliability. The cost of a fault occurring on a recording session, with a studio full of musicians, can be very high. It is still worse if the fault is not a complete break and is not noticed until after the session. One further disadvantage of the board with integral connector is that, if you have the misfortune to drop a board on its connection edge, this can easily be broken. The whole board is then a write-off.

So manufacturers please note, you are indulging in dangerously false economy. Some of the p.c.bs can cost as much as £300 for a spare, and still they won't spend £1 or less on a male connector. One manufacturer of tape recorders even multiplies the madness by plugging one board into another which is itself plugged into a third board!

R. N. Goodman,
The Decca Record Company Ltd,
London, N.W.6.

The costs of engineering

Your editorial in the December 1973 issue on the "Costs of Engineering" calls for some comment. In the first place, the cost estimates made at the start of large engineering projects are usually made by engineers themselves and not, as you imply, imposed from without by authorities deficient in engineering competence. However, it is not my purpose to discuss this aspect of the problem in detail.

A more important matter which I wish to raise is to question the justification for basing policy in engineering project work so strictly on a purely "cost" basis as we have tended to do in the last two decades. To the accountancy minded managers by whom we have come to be dominated, "cost" has come to mean cost in the short term. Since accountants rarely look more than five years ahead, if as far, the cost of a project tends to be based entirely on the estimate of present-day costs or at best an extrapolation of these for a year or two ahead. It takes no account whatever of the real cost to the community as a whole over a much longer period extending often to several decades. An example which is currently only too

obvious is the readiness with which we turned to oil for electricity generation and away from coal only ten or so years ago just because oil was then so much cheaper. Nor do the cost-accountants pay very much attention to the hidden or secondary costs of projects such as costs which may be attributable to pollution of the environment.

It seems to me to be imperative to cease to regard short-term costs as so overwhelmingly important and instead to attempt to use value to the community in the longer term as the criterion by which to judge whether new engineering projects should go ahead or not. I accept that it is extremely difficult to arrive at credible estimates of value to the community but this is no excuse for not trying.

William Ross,
Malvern,
Worce.

Model railway control system

I would like to reply to Mr Ganderton's criticisms (March, Letters) about my article "Model railway control system" published in the November 1973 issue.

Armature inertia after power is removed permits coasting for a few milliseconds as shown "typically" in Fig.1 of the article. The mechanism used does not affect the control system function; gear or worm and wheel mechanisms are both successful. The addition of a large flywheel increases the starting load of the motor and makes smooth "start from rest" more difficult than without a flywheel.

The "armature slot" (after removal of the armature) of some Hornby, now Hornby/Wrenn, mainframes can be sawn and filed out to take a ring field magnet and still retain the original bearings. A suitable magnet is obtainable from a "Monoperm" motor sold by Radio Control Supplies Ltd, 581 London Road, Isleworth, Middlesex. A 2-6-4 tank has been successfully modified.

I agree that anyone lacking confidence in their skills with saw and file and electronics "should leave well alone".

Criticisms regarding Hornby ring field motors are best directed to Hornby & Co. Motors taking 2A under stalled conditions are quite suitable for the control system. The "about 6-watt" dissipation quoted in my article is for an eight-coach train traversing 3ft radius curves on a typical gradient (1:200) at full speed. Apparently, Mr Ganderton has overlooked the fact that it should not be necessary to apply full power to start a heavy train. On the train detailed above a 25% duty cycle was necessary, thus even under a 2A stall condition and with coach illumination the dissipation in Tr_{28} or Tr_{31} is typically $(24.5-12) \times 0.25 = 6.25$ watts, using Trix 'Scotsman' with Milliperm motor.

3.05A in Fig.2 relates to the peak on-demand current at 29.5 volts expected of the power supply and is equal to a nine-coach train pulling away from stop with lights and whistle on, i.e. full load for this controller. The Peco Streamline track used to run the system on has given no trouble during 12 months of service. Track current carrying capacity has been found adequate at 0.1 volts drop/yard/amp. Every possible track type has not been tried and tested; however, the track used by Mr Ganderton will probably be adequate provided sufficient connection points are used. Mr Ganderton's figure of 2.5A for 1.5²mm c.s.a. copper conductor is surely incorrect; the IEE Regulations for Electrical Equipment, page 126, rate 1.5²mm c.s.a. copper conductor at 13A. Current collection limitations of the brush system and contact pressure of the wheels are a more likely source of trouble; however, no trouble has been experienced so far, standard brush gear being used.

Electronics for coach lighting fits inside the toilet or parcels compartment of most coaches, other coaches having room under the seats. The original coaches modified had ample room to house the electronics and still retain the original seats and passengers etc. A photo depicting the above, and another showing electronics for whistle and locomotive etc in a Trix 'Scotsman', was supplied with my article but not published.

I am well aware of the scales used by Trix and that I have accepted a compromise. However, eventually this is true of most modelling in my opinion, e.g. full size track is not nickel plated, nor do railway companies require 15 locos to handle 35 coaches!

The first* loco cost £3.50 to modify, the whistle a further £4 and each coach about £1.25. A controller cost about £12 to build, since a controller has to be provided anyway. The real extras are only the locomotive and coach costs, which, considering the extra realism derived from train operation, is, I feel, cheap. The system has been fitted without interfering with cab fittings or crew.

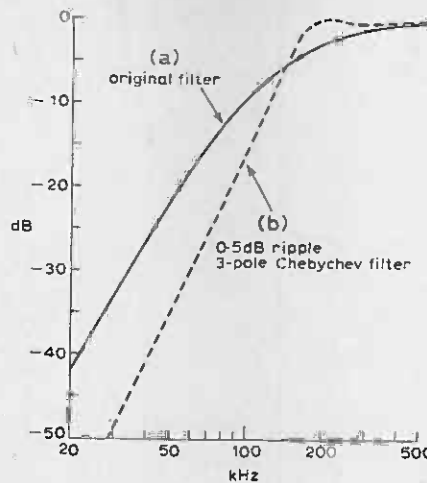
Mr Ganderton states that the system is "not a viable proposition" and that the same or better results can be obtained at lower cost by other electronic circuits. In the absence of such circuits I can only conclude that Mr Ganderton is doing a little pointless huffing and puffing.

P. Cowan.

*Not including motor modifications which may cost a further 50p-£1.

Modified automatic noise limiter

Having tried out most of the modifications to the Nelson-Jones tuner suggested in your columns during the past



two years, I was most interested in the automatic noise limiter described by P. Hinch (November 1973 issue) as his circuit offered a simple, add-on method of muting the high inter-station noise characteristic of these tuners.

I built and installed a noise limiter. It worked well except when the sensitivity of the noise sensing circuit was increased (by R_{19} on Mr Hinch's Fig.1) to remove all but the signals from the local transmitter. When a programme with high stereo content was being received, the limiter would intermittently mute on loud passages. Apparently some of the multiplexed stereo signal (up to 53kHz) was getting past the 3-pole high-pass filter used to separate broad-band noise from the broadcast signal.

The filter used by Mr Hinch is equivalent to three 100kHz single-pole filter sections cascaded, and has a rather gentle roll-off, as can be seen in curve (a) in the accompanying graph. By tolerating some pass-band ripple, this filter can be replaced by a Chebychev filter having a much sharper cut-off. Curve (b) shows the response of a 0.5dB ripple, 3-pole, Chebychev, having a similar (150kHz) -3dB frequency to Mr Hinch's design, but with the attenuation at 50kHz increased from 21dB to 35dB. This filter response can be obtained, using the tables given by M. Bronzite (*W.W.* March 1970, p.117), without changing the design of Mr Hinch's circuit, by making the following component value changes (referring to his Fig.1):

- C_1 33 pF silver mica or polystyrene.
- R_2 27k Ω
- R_3 33k Ω
- R_6 1.8k Ω
- R_7 33k Ω
- R_8 82k Ω All 5% carbon film.

I have also added a 22nF disc ceramic decoupling capacitor between +V and earth, close to Tr_1 . As C_1 has been halved, these modifications also reduce the loading on the tuner output in the 0-53kHz frequency range.

Using a noise limiter with these modifications, I have been able to cut off all but the local transmitter, and, even

with R_{19} set for maximum sensitivity, there is no muting due to strong stereo signals.

M. L. G. Oldfield,
Department of Engineering Science,
Oxford University.

TV picture interference

I have read with interest D. C. Cooper's letter published in December concerning moving dots on his TV picture.

I, too, have noticed the appearance of similar dots on my monochrome u.h.f. set, first on BBC2 and then, a few months later, on BBC1. The ITV picture is, so far, unaffected. Unlike Mr Cooper's, though, my dots appear in a single line, slightly above the field test pulses, i.e. outside the picture area.

I cannot explain these dots, except that I think they cannot be anything to do with cable distribution systems as suggested by Mr Wood of the BBC, as my reception is direct from the Mendip transmitter.

George Cavarra,
Bristol.

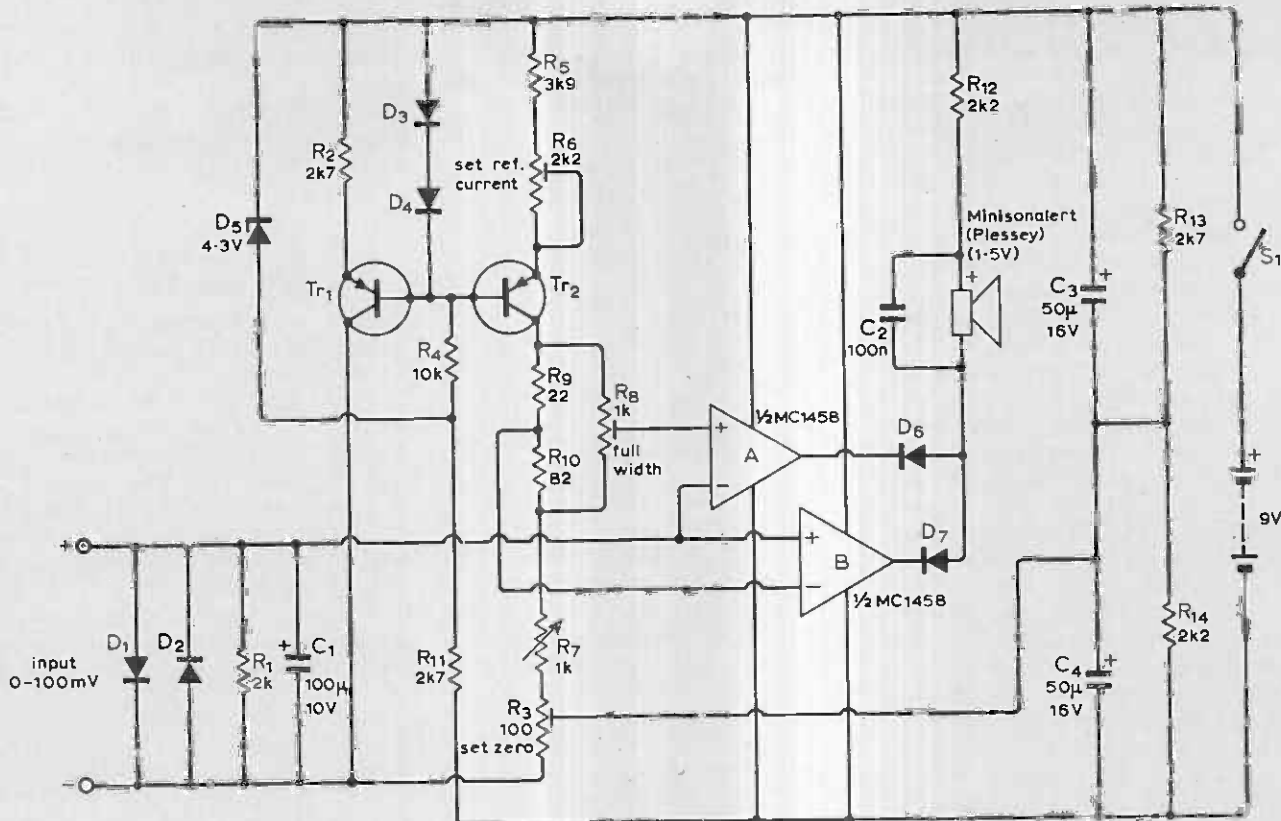
I, too, have observed the moving pattern of dots on a television screen and supposed that they were connected with the BBC data transmission experiments. Unlike Mr Cooper's (December 1973 issue) observations, mine occurred on a monochrome receiver (BBC2 transmission) but at the extreme top of the picture. They are, I assume, only seen because the frame amplitude has deteriorated—the set is some ten years old. I have not observed it on a new colour set operating from the same aerial. Like Mr Cooper, I live in the Guildford area.

J. G. Steel,
Guildford,
Surrey.

Multimeters for blind students

Readers may be interested to hear of two d.c. multimeters for blind students built recently for schools in Sydney. The circuitry of the instruments, as shown, owes much to that of the aural-tactile meter described by Dr R. S. Maddever (*Wireless World*, January 1973).

As in Dr Maddever's circuit, Tr_2 drives a constant current of 0.1mA through R_7 which thus produces a variable reference voltage between 0 and 100mV. Now, if the reference voltage is appreciably greater than an applied input voltage, the output of amplifier A is positive and that of amplifier B is negative. Conversely, if the reference voltage is appreciably less than that applied to the input, the amplifier output polarities are reversed. Thus in both cases, either amplifier A or B in conjunction with



Circuit of multimeter for blind students (G. P. Roberts). Tr_1 and Tr_2 are silicon p-n-p types, e.g. BC177, BC187. D_3 is a 400mW, 4.3V zener diode, e.g. BZX79/C4V3, and other diodes are small signal silicon types, e.g. BA100, IN914A.

diodes D_6 or D_7 is able to sink the 3mA required to operate the "minisonalert" which produces an audible signal at 3500Hz. However, the network consisting of R_8 , R_9 and R_{10} is arranged so that for values of reference voltage very nearly equal to the input voltage, the outputs of both amplifiers go positive, producing an audible null. The width of the null—a compromise between accuracy and ease of setting of R_7 —is adjusted by means of R_8 . In practice, the high open loop gain of the Motorola 1458 dual op-amp ensures that the "edges" of the null are quite sharply defined, allowing the null width to be made as small as 0.2mV.

Where an attenuator raises the source impedance as seen by the input, the capacitor C_1 allows the instrument to be used to measure d.c. quantities containing moderate amounts of a.c. ripple. Although slowing the response time, this facility is useful when poorly regulated mains supplies are involved. The zener diode D_3 is included to further stabilize the current sources Tr_1 and Tr_2 against changes in battery voltage.

The instruments were built in diecast aluminium boxes measuring $8\frac{1}{2}$ in \times $5\frac{1}{2}$ in \times 2in. A simple in-built attenuator provides push-button selection of three voltage ranges (1V, 10V and 100V) and three current ranges (10mA, 100mA and 1A). A standard linear wirewound potentiometer was used for R_7 , and this, in conjunction with a large pointer and

embossed scale of 2.2in radius, was found to be easily read to accuracies of within 2% of full scale. Front panels were made from plastic laminate board. Braille dots were made by pushing ordinary dress-making pins through tight fitting holes drilled in the board, and cutting off their stems flush with the other side. The panel was also engraved for the benefit of sighted teachers.

The materials and metalwork were provided by the School of Mathematics and Physics, Macquarie University, with help particularly from Mr Ingram Paterson.

G. P. Roberts,
Cheltenham,
N.S.W., Australia

Buying groups

May I through the courtesy of your columns bring to the attention of component retailers the way we are attempting to deal with an urgent problem which affects all of us—I refer to the shortage of electronic components.

There are many buying groups operating successfully in commodities ranging from groceries to television sets, but we believe we are the first (and perhaps the only one) dealing in electronic components. We are the poor relation of this industry and it is the manufacturer who can buy bigger quantity who comes first. "Group One"

has been functioning for about three years, during which time it has prevented the total disappearance of many vital components by large purchases. To give us more buying power we would like to recruit more members. Would any electronic component retailer who is interested, please contact me at the address below.

A. Sproxtton,
Home Radio (Components) Ltd,
234-240 London Road,
Mitcham,
Surrey CR4 3HD.

Licences

I would like to point out for the Ministry of Posts and Telecommunications that the installation and use of wireless telegraphy apparatus in the UK is an offence contrary to the Wireless Telegraphy Act 1949 except under and in accordance with the terms of a licence issued by the Ministry. Furthermore it is an offence to manufacture and import apparatus for wireless telegraphy capable of operating on frequencies between 26.1-29.7MHz and 88-108MHz. Any enquiries should be sent direct to the Ministry of Posts and Telecommunications, Waterloo Bridge House, Waterloo Bridge Road, London SE1 8UA.

B. Griffin,
Ministry of Posts and Telecommunications,
London, S.E.1.

Electronic piano design

Part 2—assembling circuits and case

by G. Cowie, B.Sc.

Most electronic keyboard instruments are insensitive to touch, the keys operating on/off switches. The touch-sensitive feature of string pianos is retained in this design, while still being simple and inexpensive to construct. It is small, portable and, with headphones, is ideal as a practice instrument. Basic design points and detailed circuits were given in part 1 (vol. 80 no. 1459 pages 8-13). This article gives constructional details of a case, together with guidance on component layout, assembly and wiring. Part 3 will describe how to test and tune the instrument, suggest an alternative tone generator using an m.o.s. master oscillator, and give some other optional circuit refinements.

The piano is designed so that the 33-in keyboard will just fit inside its case. There is a metal projection at the low end of the keyboard that must be sawn off flush with low C for the keyboard to fit. The keyboard base plate is used as a chassis for the keying circuitry, and the remaining circuitry is mounted in the upper rear of the case.

Before starting work, you should consider the finish for the case. As described, the case is suitable for finishing with paint, leatherette, or, like the prototype, with Formica. If a Formica-type finish is wanted then a lot of time can be saved by using a plastics-surfaced board for parts 2, 3, 5, 7 and possibly 11 (Fig. 9). Some dimensional changes will be necessary, and parts 4, 5 and 6 must be shortened to 33.1in. Exposed wood edges may be painted. Wood parts are fastened together by glueing and dowelling or nailing.

Start by cutting the wood parts to shape, using a rasp if necessary to trim them to exact size. Parts 2 have notches cut in them to fit parts 4 and 6. Parts 2 should be identical, and this can be checked by clamping them together. It is important that the internal width from front to back is a fraction over 33in (say 33.1in) otherwise the keyboard will not fit. This dimension is identical to the length of part 3.

The case is deeper from front to back than strictly necessary, and if you do not intend to put anything other than the circuitry described inside the case, you can reduce the front-back dimension by up to three inches. This involves shortening parts 1, 2 and 7.

Case assembly

Begin assembly by glueing and panel-pinning part 1 to part 4. Add parts 2, and dowel part 4 to parts 2. Next attach part 6 with glue and dowels. (Dowelling should be done by drilling one of the parts to be joined and then, holding the parts in their

final position, passing the drill through the hole already drilled to drill the mating part to about an inch deep. Spread glue on the dowel and the mating surfaces, place the parts together and knock the dowel fully in.)

Part 3 rests on top of part 1 and is fixed to parts 2 by dowelling. Tack parts 3 and 1 together with a few panel pins and fill up the crack with glue and strips of wood. Part 3 has one edge planed off at 45°, and the op-

posing edge is also planed at 45° to fit against part 1.

Part 5, the back panel, should be left slightly oversize until fixed in place. It is more convenient to drill the holes, with a bit and brace, before fixing. Three holes of $\frac{3}{8}$ -in dia. and two holes for a mains connector and fuse are required, their positions not being critical. Apply glue to mating surfaces and secure the part 5 with panel pins.

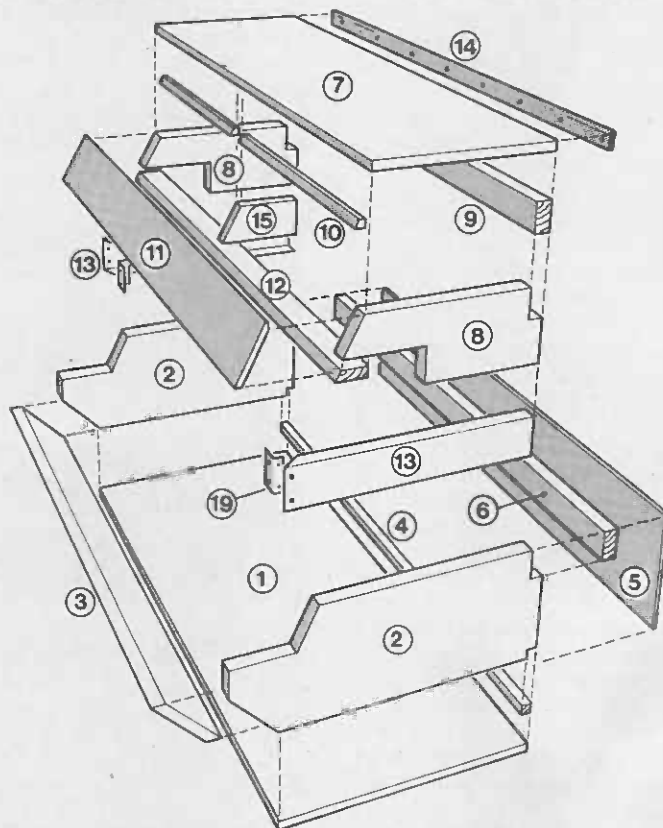


Fig. 9. Top part of the case, comprising nine wood parts and a front panel, carries the keyboard—bolted to parts 13 with angle brackets—and lifts to expose wiring about hinge (14). Parts 16, 17 & 18 are shown in Fig. 10. Dimensions given in parts list.

Notes on components

The pieces of Veroboard for the key circuits boards are 17 x 5 in, as advertised by various suppliers, but which does not appear in Vero's current lists. If the board specified cannot be obtained, a slightly longer and narrower board could be used instead.

The resistors used on the keying boards are $\frac{1}{2}$ -watt because larger resistors would be more difficult to fit in the space available. Similarly the diodes should not be bigger than the Do-7 size, which is about 0.3-in long excluding leads. "Untested" silicon signal diodes were used in the prototype, and proved to be satisfactory. They are very cheap, but it is necessary to test them with an ohmmeter, both to weed out a few faulty diodes from the batch and also to determine the polarity of each diode. The ohmmeter will give a reading characteristic of a silicon junction when its red lead is applied to the cathode (+) end the diode and its black lead to the other end.

"Untested" transistors may be used to save money but in my experience they are less satisfactory than cheap diodes. It is to be expected that nearly all the batch will be usable for something, but that half will be leaky with a tendency to deteriorate. They should be tested as thoroughly as possible to ensure that the transistors used have a gain of greater than 40 at 100mA and a leakage of less than a microamp or so. The transistors specified are a medium-power type, and low-power transistors should not be substituted in the key circuits. The dividers and op-amps must be good devices, not rejects. They can be bought nowadays for little more than 55p and 25p each, respectively. In the remainder of the circuitry the choice of semiconductor devices is not critical.

Capacitance values for the key circuit capacitors C_1 , C_2 should be adhered to as closely as possible. Voltage ratings are low to minimize bulk and cost, but are not critical provided that C_1 is 10V or more and C_2 is 6V or more. Tantalum capacitors are preferred as the tolerance on capacitance values is closer. On the other hand it is not known what effect the better power factor of the tantalum capacitors (without series resistors) will have on the life of contacts S_1 and the tantalum capacitors are more expensive. Aluminium electrolytic capacitors performed adequately in practice. Essentially the question is one of initial cost versus reliability.

The operational amplifier used for the summing preamplifier should be a 741 as this type is internally compensated. As no compensation is needed for the oscillator op-amps the slightly cheaper 709 type can be used instead. Lead connections for several packages were given in part 1.

At each step in the assembly check that the parts are squared up. If a rear panel of plastics-coated board is used, cut out a neat aperture about 3 x 4 in before assembly. Subsequently the aperture can be closed by a connector panel fixed to the inner surface of part 5. When the lower case assembly is completed set it aside for the glue to harden.

The keyboard is bolted to two metal channel sections 13, which in turn are screwed to the hinged upper half of the case. In their normal position, parts 13 rest on part 1, touching parts 2, so that they fix the height of the keyboard and its position; ideally 0.5 in clear of parts 2.

Parts 13 are fixed to the vertical front part of the keyboard chassis by two brackets of $\frac{3}{4}$ -in angle, 1 $\frac{1}{4}$ -in long. For each fixing, drill two holes in the keyboard chassis and two in parts 13, the last-mentioned being countersunk. A section of flange of each part 13 must be cut away over a length of three inches to clear the top and bottom C actuator slots and the keyswitch mounting area behind. (To do this with an ordinary hacksaw cut and file away a portion of the flange so that the hacksaw blade can be got into position to cut away the remaining scrap section with a longitudinal cut.) Bolt the parts 13 in place, with the nuts inside, and place the whole assembly on a flat surface. Make sure that parts 13 are square to the keyboard, and drill at each end of the keyboard, near the springs, a 6BA-clearance hole so that the chassis plate can be bolted to part 13 flange.

Place the assembly inside the lower case to check that it fits without jamming, and decide on the precise position of the keyboard with respect to part 3. If the keyboard is to be well forward, as in the prototype, then the edge of part 3 must be relieved so that the white keys do not strike it. (It is a good idea to put small packing pieces underneath parts 13 as then it will not matter so much if swarf and shavings collect there.)

On looking at the top of the keyboard,


there is an obvious transition between the seen and unseen parts of the black eyes. It is important to know the exact horizontal distance (about 11 in) between this point and part 6. This dimension, less 0.05-in clearance, less the hinge thickness, less the thickness of any laminate finish on part 11, is the front-to-back depth of the upper case assembly. If a mistake is made then either the black keys will strike on part 11 or there will be an unsightly gap.

Lay the parts of the upper case, 7-12, together to check that they form a structure of the right size when fitted together. Parts 8 rest on parts 13, and part 7 placed on top should be flush with the top of the lower case. Make sure the gap between pieces 12 and 13 is sufficient to clear the keyboard.

Glue and nail parts 7 and 9 together, and add parts 8, dowelling it to part 9 and dowelling or nailing them to part 7. Plane the front edge of part 12 to a 30° angle and fix it to parts 8 with dowels. Add part 15 with dowels to give some central support to piece 12. Leave this assembly to dry. Check that the upper case assembly fits into the lower case without jamming or leaving an excessive gap at the sides.

Part 11 is thin so that the mains on/off switch and any extra controls can be mounted on it. Fit it by relieving the front of part 7 at 30° or by relieving part 11, leaving some gap to be filled or concealed; the lower edge of part 11 should be relieved at 30° on the inner side. Use glasspaper or a sanding disc to smooth down the mating surfaces for part 11. Attach part 11 with glue and a few panel pins. Use the parts 10, suitably shaped, and some glue to fill and strengthen the join between parts 7 and 11. Put the assembly aside to dry upside-down so that parts 10 will stay in place. (At this stage the upper and lower case halves may be painted on the inner surfaces.)

Attach two lengths of $\frac{1}{2}$ -in or $\frac{3}{8}$ -in square wood (parts 16 and 17, Fig. 10) to the keyboard chassis plate to act as bearers for the key circuit boards, which are to be $\frac{7}{8}$ to 1 in



Footswitch for sustain action is simply a push-button switch embedded in a wood block.

below the main plate. Fix part 16 by wood-screws to the front vertical plate, which must be drilled for four fixing holes. Secure part 17 by woodscrews at its ends to parts 13; a countersunk hole is required in each part 13. Drill the main plate in two places by the springs, about one-third and two-thirds of the length of the board, so that packing pieces can be fixed in place to stiffen part 17. The keys scratch easily so protect them during drilling.

The desired surface finish is most conveniently applied to the outside of the upper and lower case at this stage. In the prototype all visible surfaces are white Formica except for the inner surfaces of parts 2 and the top edge of part 3, which are black.

Various accessories are next fitted to the case. Fit the three jack sockets, the mains connector socket, and the mains fuseholder to the rear panel. Next fit the mains switch and indicator lamp to the front panel. Attach the piano hinge to the upper case, with the axis rod above the top surface. Arrange the upper case in the fully open position, supported on a block, and screw the hinge to the lower case. This is trickier than it seems and it is best to put in two small screws first so that the assembly can be closed to check whether it is all lined up and fits properly. If all is well then the hinge may be securely fastened by $\frac{1}{2}$ -in countersunk-head brass screws.

Screw parts 13 to parts 8, thereby fixing the keyboard into the upper part of the case. Sew an eyelet into each side of the case, inside, next to part 3, and provide a similar fixing on the keyboard chassis. Permanently attach two restraining cords to hold the upper case open in a suitable position for working inside. Check that the assembly still closes. Fit the case carrying handle and add metal ties between parts 3 and 1 at the handle location. Two large self-tapping screws are used to hold the case closed. Turn the case upside-down and drill two holes near the front of the case in such a position that they pass through the flange of part 13. These holes must be of the root diameter of the self-tapping screw. Next drill the wood to the clearance diameter, grease the screws and screw them into place by repeatedly making one turn in and half a turn out.

Circuit assembly

In one sense the assembly work is very simple as there are only five major circuits involved, none of which has more than a dozen components. There is, on the other hand, a great deal of work to be done, and very boring and repetitious work at that. To give some idea of the time involved, fitting 60 components on boards will take $1\frac{1}{4}$ to $1\frac{1}{2}$ hours from unpacking to checking the soldered joints, and putting in the 183 key wires will take at least a day. Clean soldering and general neatness are very important, greatly increasing the chances that the circuitry will work as intended.

Make up the power supply, oscillators, and amplifiers first, so they can then be used to test the key circuits.

No detailed assembly is shown for the power supply as it is a simple wired unit and the original was made from junk. For safety

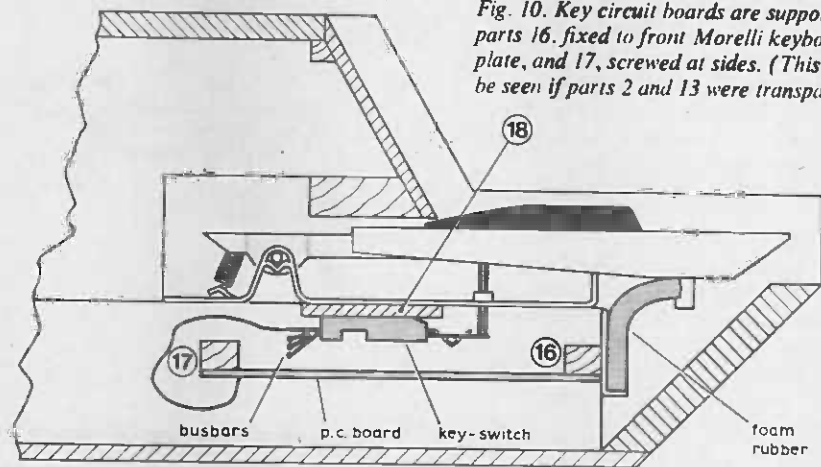


Fig. 10. Key circuit boards are supported by parts 16, fixed to front Morelli keyboard plate, and 17, screwed at sides. (This would be seen if parts 2 and 13 were transparent.)




Fig. 11. Keyswitch as bought is normally-open (top) and is simply modified to normally-closed (bottom).




Fig. 12. View of underside of keyboard (with lid raised) shows key circuit boards with dividers and, beneath, keyswitches and actuators.

it is best to make the power supply on a metal baseplate and completely enclose it in an earthed metal case. Mount the +5-V regulator on a small heatsink of $\frac{1}{16}$ -in thick aluminium forming the lid of the case. As the case of the regulator forms its 0-V connection it should be isolated from the heatsink with the standard kit of mica washer etc, so that the 0-V line can be floated or grounded as necessary. Make sure that no live terminal is within $\frac{1}{2}$ -in of anything on the low-voltage side. Earth any metal parts of the on/off switch showing on the front

panel, as well as the metal case of the power supply. Mount the unit in the lower left-hand part of the case.

Keyswitch modification

The keyswitches as bought are of the triple normally-open type, not normally-closed as required. This is of no consequence as it is a simple matter to hook the bent wire of each pair around the straight wire, so that the switch becomes normally-closed (Fig. 11). It is less easy to arrange for the contacts to open in the correct sequence. In the proto-

type this was done by mounting the key-switches and then bending both wires of all three pairs until the desired result was achieved. As the differential between S_1 and S_2 opening is fairly critical, and there are 366 wires in all, this was tedious. I therefore devised a procedure which is not only less laborious but should give more satisfactory results.

Under each key is a plastics actuator rod capped by a rubber boot which is designed to push the straight key switch wires (see Figs 12 & 13). A notch 0.1-in deep must be effectively produced at one side of each pusher, and the simplest way of achieving this seems to be to stick a tiny square of plastics sheet, not to the rubber boot, but to the two wires that must move first (Fig. 13). This should be 0.10-in (2.5-mm) thick, and about 0.15-in (4-mm) square. One side of the keyswitches has a large rectangular notch which exposes the wires. This is the visible side, and the opposite side is the mounting side. The plastics squares of course go on the mounting side of the wires.

Simplest way to attach them is to apply a little glue with a matchstick to the ends of the two wires, touch them on the square to pick it up, adjust it carefully for position, and leave the assembly upside-down to set. Contact adhesive should stick most materials; alternatively a solvent adhesive or Araldite could be used.

The keyswitches must be mounted on a spacing piece (part 18, Fig. 10) stuck to the main plate of the keyboard chassis. The thickness of the spacer must be determined before the keyswitches are mounted. Find a piece of packing which will support one of the keyswitches in an operating position so that the rubber actuator is almost touching the plastics pad. This should ensure that when the key is pressed, the actuator opens first two contacts almost together, and the third before reaching the end of the travel (the differential is 0.10in). A piece or pieces of packing, preferably of plastics, two inches wide and in all 33-in long are stuck down with contact adhesive, and the keyswitches are stuck to this with contact adhesive. They should be as far back as possible consistent with correct operation; and they can be placed with sufficient accuracy by hand.

Oscillator assembly

The twelve oscillators (Fig. 14) are identical except for the tuning resistors (see Table 3 in part 1). The frequencies used depend on whether a C-C or F-F keyboard is chosen: 2093 to 1108Hz and 1397 to 739.8Hz respectively.

The layout shown in Fig. 15 is designed to enable six oscillators and six buffer transistors to be assembled on a $2\frac{1}{2} \times 5 \times 0.1$ in pitch Veroboard. In the prototype two of these were mounted on plug-in carriers so that the oscillators could be removed easily for tuning and repairs, but to make things as simple as possible I recommend that all twelve oscillators and the buffer transistors be mounted on a piece of Veroboard of at least $5 \times 5\frac{1}{2}$ in which is wired for plugging into a suitable edge connector with a minimum of 16 ways (that is twelve outputs, three power lines, and a space for a polarizing/locating key).

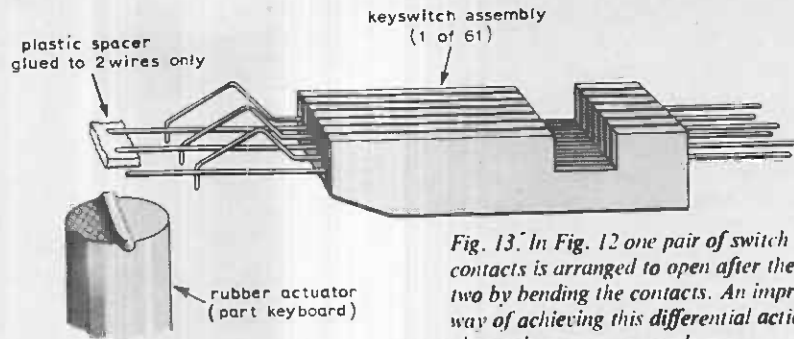


Fig. 13. In Fig. 12 one pair of switch contacts is arranged to open after the other two by bending the contacts. An improved way of achieving this differential action is to glue pads to contacts as shown.

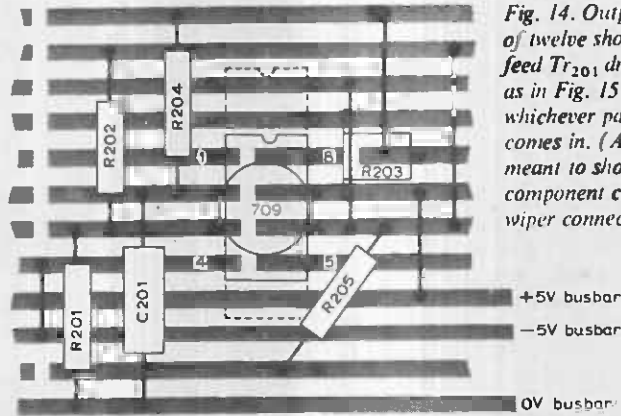


Fig. 14. Output from the oscillators (one of twelve shown) is taken from R_{205} to feed Tr_{201} drivers, which can be arranged as in Fig. 15. Board wiring is the same whichever package the 709 or 741 i.c. comes in. (Arrangement of R_{203} is meant to show the outer leads of the component connected together, with the wiper connected to track 5.)

Use the layout given, placing the oscillators in four rows of three. The order is not important, but it is helpful if they are arranged on the board in strict alphabetical order. Break the copper tracks where shown with a Vero spot face cutter or drill. All tracks should be broken between oscillators except the three power lines, and the four tracks under the i.c. must also be broken. Wire resistor R_{205} to the buffer transistor.

The integrated circuits may be either the 709 or the 741; see part 1 for pin connections. Note that the twelfth or eighth pin is not connected in the 741 but is internally connected in the 709 and so no connection must be made to it. Either skeleton or button-type preset pots may be used, the skeleton type being easier to mount. Resistors R_{201} to R_{204} should be 2%, $\frac{1}{2}$ -watt types, and the capacitors polystyrene or polyester. The component leads may be left a little long to stand them off the board. The presets form a small part only of the tuning resistance so their stability is less important.

Mount the edge-connector of the oscillators in the upper right part of the case, and arrange a clip to hold the free end of the oscillator board.

Amplifier assembly

The summing preamplifier and headphone amplifier (Figs 16 & 17) can both be assembled on a $2\frac{1}{2} \times 5$ in piece of Veroboard, of 0.1-in pitch, and arranged to plug into a suitable edge-connector. An internal connection must be made between R_{304} and the input of the headphone amplifier, and the external connections are the three power lines, two inputs, low level output, and headphone output. A 741 op-amp must be used in this circuit.

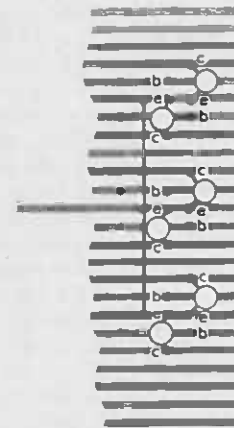


Fig. 15. Twelve top-octave driver transistors (Tr_{201} , six shown) can be arranged to enable six oscillators and drivers to be accommodated on $2\frac{1}{2} \times 5$ in Veroboard or, preferably, all twelve on a 5×5 in board.

Mount the edge-connector for this board in the upper right part of the case, together with a 12-way tagstrip.

Wire the three power lines to the tagstrip, using fairly thick stranded wire (24/0.2mm). Connect a lead for the +8-V line from the power supply to the tagstrip, and check that none of the wires can be trapped when the case is closed. Mount the dropper resistors R_{306} and R_{307} on the tagstrip. Mount the components R_{301-3} , D_{301} , $Tr_{301/2}$ on the tagstrip, making connections to the power lines. Two of the tags are also terminals for the bias and damper lines. Wire the amplifier edge-connector to the two output sockets. The low-level socket should be

wired conventionally, but the headphone socket should be a three-way socket with the 0-V line wired to the middle contact and the signal to the inner contact, so that normal connection is made to a two-way jack, but the coils of stereo headphones are connected in series. Wire the sustain pedal connection from the tagstrip to the sustain pedal socket. Connect power lines to the oscillator and amplifier edge-connectors from the tagstrip. If the power supply uses a 9-volt transformer then R_{507} must be about 18 ohms to drop the raw direct voltage to the 8V required for the switch busbar, and for a 6.3-volt transformer it must be about 3 ohms.

Key circuit assembly

The key circuits are assembled on two large pieces of 0.1-in pitch Veroboard, one 5×15 in, the other, containing the odd key circuit, $5 \times 16\frac{1}{2}$ in. The overall length is calculated to be just less than the distance between parts 13 flanges. The 12 groups of key circuits are identical, and the 61 key circuits are themselves identical save for the connections of diode D_1 . The assembly details are given in Fig. 18 which shows the divider and the top key circuit. The whole group should be exactly five inches long, the pitch of the key circuits being 0.9 in.

Mark each circuit board with two rows of three $2\frac{1}{2} \times 5$ in rectangles, using a scribe. Mark within these the areas occupied by the key circuits. Each occupies a width of eight holes, the boundaries between key circuits falling on the ninth rows of holes where several tracks must be cut to electrically isolate the circuits. Fit the divider i.c.s in their correct positions, at the top of each rectangle and one hole from the left-hand edge. Use Veroboard pins or some cheaper equivalent to attach the key wires, three to each key circuit.

At the assembly is quite a large operation, much time will be saved if it is approached methodically, for instance by taking 61 components (e.g. R_3), bending all the leads, fitting to the board, bending the leads flush with the tracking, clipping the leads to 0.1 in from hole, and then soldering.

Each group of key circuits must be assigned to a letter, C, A etc. and the resistors R_4 fitted, following Table 3. The lowest values go with the highest pitch notes, and so the key circuit nearest the divider will have R_4 of 1k, 1.2k or 1.5k Ω . The positions of diodes D_1 vary; in the no. 1 key circuit the cathode goes to track 1 (pin 14 of i.c.); in no. 2 to track 3 (pin 12); in no. 3 to track 6 (pin 9); in no. 4 to track 7 (pin 8) and in no. 5 to track 4 (pin 11).

The lowest pitch key circuit takes the form of a small 13th letter-group, in physical arrangement. It fits on the extra $1\frac{1}{2}$ -in of board next to the C letter-group. The divider could be almost any t.t.l. flip-flop but I recommend a 7493, mounted on a dual in-line socket so that it can be changed easily. The connections are easily deduced: pin 14 is wired to track 4 of preceding stage, D_1 cathode goes to track 3.

Lines for +5-V, 0-V, output, and collector busbars run the length of each board. Three tracks should be commoned for the ground busbar to reduce the resistance.

Fig. 16. Summing preamplifier and headphone amplifier (Fig. 17) can be included on the same board.

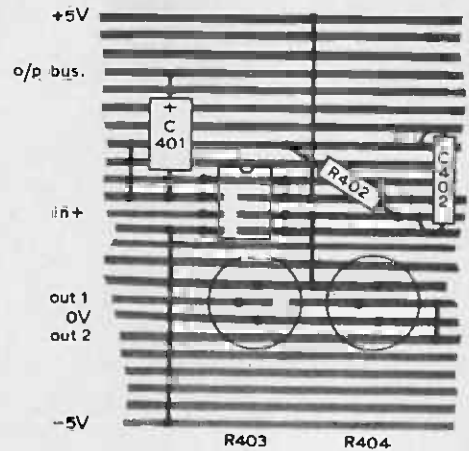
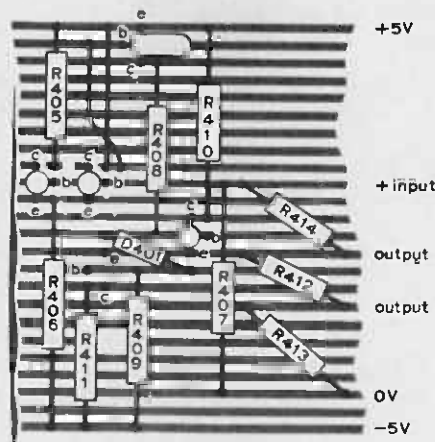
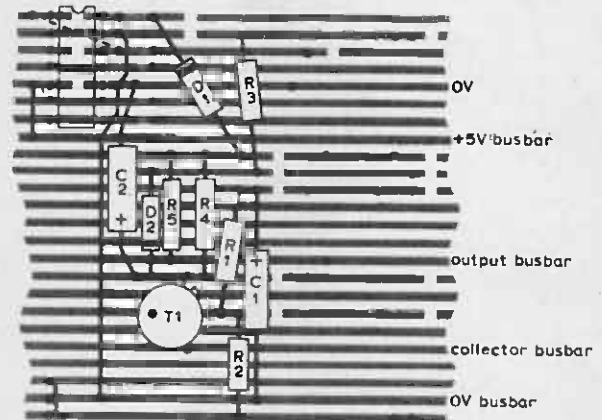


Fig. 17. Headphone amplifier, together with R_{404} , could be omitted if an external amplifier is used.

Fig. 18. Layout of one divider and key circuit. Outputs from divider feed four similar (except for D_1 position) key circuits alongside that shown. (Thirteenth divider feeds only one key circuit). Two large boards bear 61 key circuits and 13 dividers. In the five key circuits related to any one divider, uppermost wire of D_1 connects to different i.c. terminals or tracks (see text). A minor modification to this board is suggested in part 3.



Parts list

- 1 Plywood $34\frac{1}{2} \times 16 \times \frac{1}{4}$ in
- 2 Plywood* $18 \times 6 \times \frac{3}{16}$ in (two)
- 3 Ply or hardwood* $33 \times 3\frac{1}{2} \times \frac{3}{16}$ in
- 4 Deal $34\frac{1}{2} \times \frac{1}{2} \times \frac{1}{2}$ in
- 5 Ply or hardboard* $34\frac{1}{2} \times 6\frac{1}{2} \times \frac{3}{16}$ in
- 6 Ply or hardwood $34\frac{1}{2} \times 1\frac{1}{4} \times \frac{3}{16}$ in
- 7 Plywood* $33 \times 9\frac{1}{2} \times \frac{3}{16}$ in
- 8 Plywood or deal $10 \times 3\frac{1}{2} \times \frac{3}{16}$ in (two)
- 9 Deal $33 \times 1\frac{1}{2} \times \frac{3}{16}$ in
- 10 Deal $15 \times \frac{3}{8} \times \frac{3}{16}$ in (two)
- 11 Ply or hardboard $33 \times 3 \times \frac{3}{16}$ in
- 12 Deal $33 \times 1\frac{1}{2} \times 1\frac{1}{2}$ in
- 13 Aluminium or steel channel $13 \times 2 \times \frac{3}{16}$ in (two)
- 14 Piano hinge 33 in
- 15 Plywood or deal $4 \times 1\frac{1}{2} \times \frac{1}{2}$ in
- 16 Deal $31 \times \frac{1}{2} \times \frac{1}{2}$ in (or $\frac{3}{8} \times \frac{3}{16}$ in)

- 17 Deal $33 \times \frac{1}{2} \times \frac{1}{2}$ in
- 18 Plastics spacer 33×2 in
(see "keyswitch modification")
- Dowel rod $2m \times \frac{1}{4}$ in
- Aluminium angle bracket $2\frac{1}{2} \times \frac{3}{16}$ in
- Deal block to house sustain switch $6\frac{1}{2} \times 5\frac{1}{2} \times 1\frac{1}{4}$ in
- Perspex 4 sq in $\times 0.1$ in thick
- Carrying handle and bolts
- Aluminium plate $\frac{1}{8}$ -in for heatsink
- TO-3 insulator kit
- Metal box for power supply
- Deal for stand: $26 \times 1\frac{1}{2} \times 1\frac{1}{2}$ in (four)
- $16 \times 6 \times \frac{1}{2}$ in (two)
- $34 \times 5 \times \frac{1}{2}$ in

*Parts 2, 3, 5 & 7 could alternatively be Contiboard

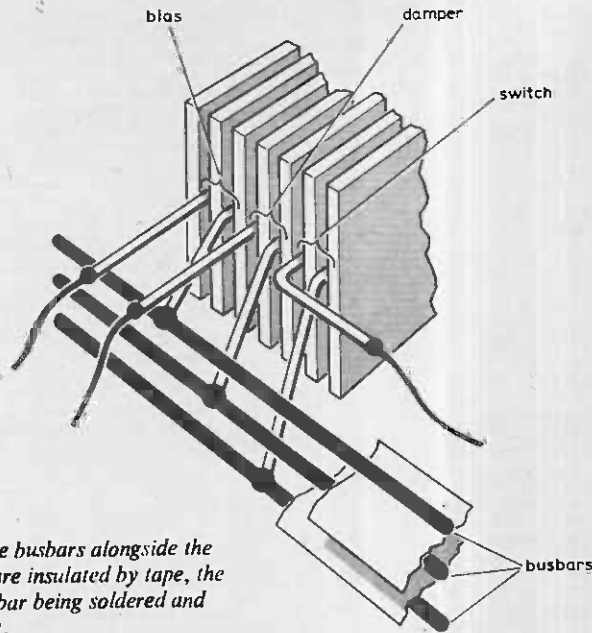


Fig. 19. Three busbars alongside the keyswitches are insulated by tape, the "switch" busbar being soldered and insulated first.

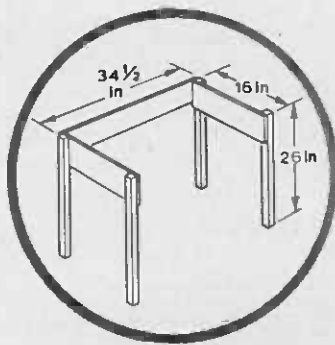


Fig. 20. Simple stand for the piano can be made from deal.

Key wiring

Six wires about $\frac{1}{4}$ -in long extend from the back of each keyswitch (Fig. 19). Bend down the extreme right-hand wire of each switch (looking from the rear), and solder to them a bare tinned-copper wire of about 22 s.w.g. Inspect this work and cover the wire (switch busbar) with a length of adhesive tape. Do the same for the third wire from the right (left, as shown), and cover the damper busbar with tape. The third, bias, busbar should be of slightly thicker wire, and is soldered to the gold wires as shown. The bias contacts are the pair that open last. Bend the remaining gold wires upwards and outwards to make it easier to connect the flex wires.

To mount the two key circuit boards, use six small nails, bent over at 45° , in part 17, on which the boards rest. To hold the boards while the case is closed, drill four holes in part 16 to take retaining screws with large washers, which overlap the boards.

Key wiring must be done with miniature stranded flex wire. Connect a wire to the switch contact, top C. Pass the wire through the gap between part 17 and the keyboard plate and lead it along part 17, then up through a right angle towards the connect-

ing point—the pin on track 11 of the top C key circuit. Similarly, connect the damper wire to the pin on track 2, and the bias wire to the pin on track 18. Place cable ties at intervals along part 17 to hold the wires and tie wires together to the board in groups of six where they pass up over the lower edge of the boards.

When several keys have been wired up check whether the system works. Wire the bias, switch, and damper busbars to the tag-strip, and connect the ground 0-V line to each key circuit board. Check that the power supply delivers the correct voltages and connect the +5-V and collector busbar lines to both boards. Connect oscillator signal lines for the letter-groups in use, plug in headphones, connect the output busbar to the amplifiers, temporarily ground the positive input of the summing preamplifier, plug in the oscillators and amplifiers, and switch on. If the wired keys do not work look for faults as detailed later (part 3).

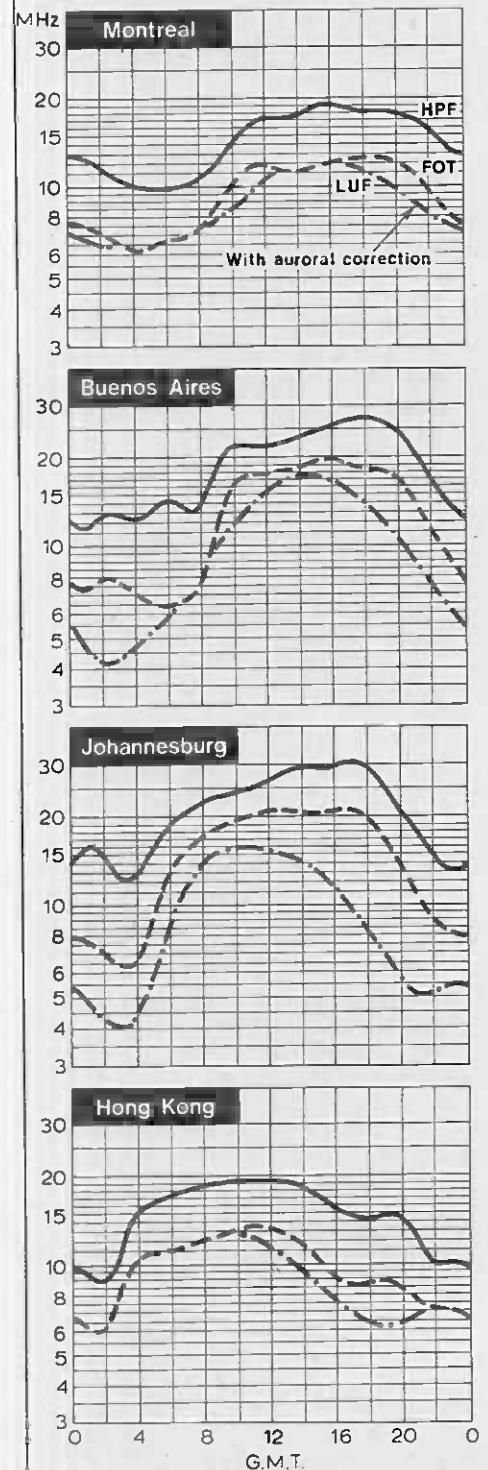
The remaining key wires may be put in when you are satisfied that the system is more or less in working order. The wires should be cut a little long, leaving about two inches of slack.

Tuning details together with some optional circuits will be given in the third and final article.

H. F. Predictions April

Seasonal trend and low solar activity combine to produce FOTs and LUFs which give a restricted choice of time and frequency for reliable day to day communication. The charts show that the restriction is severe when both ends of a circuit are in the northern hemisphere.

A magnetic disturbance observed at the end of February is almost certain to recur at about 27-day intervals over the next six months. April 16 to 26 is the next expected appearance.



Guglielmo Marconi

An appraisal, on the centenary of his birth

by W. J. Baker

Guglielmo Marconi, who was born on April 25, 100 years ago, was a many-sided genius who, in his lifetime, probably achieved more honours, including the Nobel Peace Prize, than any man before or since. For all that, there was a curious thread which ran through his life; it was rather as if some daemon, while providing him with pre-eminence, always contrived to give it a bitter-sweet quality; a denial of the full satisfaction that was his goal.

If genius is a matter of acquiring the right genes, then Marconi collected his by a circuitous route. The story of his birth has all the ingredients of a romantic novel¹. It begins when one Andrew Jameson, together with his brothers, emigrated from Scotland to Ireland, where Andrew founded a distillery (even teetotal readers will have heard of Jameson's Irish whiskey). Concurrently he founded a family of four daughters, the ménage being a moated manor, Daphne Castle of Enniscorthy. One of these girls, Annie Jameson, was not only beautiful but possessed a singing voice of a quality which brought her an offer to appear at the Royal Opera House, Covent Garden.

At this juncture papa put his foot firmly down. No daughter of his was going to appear on the stage; however, by way of recompense he offered Annie the prospect of going to Italy, to stay with some banker friends of the family in Bologna, where she might study *bel canto*. So, half a loaf being better than nothing, Annie went.


Andrew Jameson's attempt at family diplomacy boomeranged with painful accuracy. For his Italian friends had a son-in-law; a widower with one child. Annie was still a minor; the widower was seventeen years her senior, but they fell in love and Annie returned to Ireland to ask permission to marry. This time papa jumped with both feet. Allow his daughter, a mere child, to marry an unknown Italian, almost old enough to be her father, and of a different religious persuasion? Unthinkable! Annie was kept at home and forbidden to communicate with this foreigner. But somehow she did and as soon as she became legally of age she fled via England to France, where at Boulogne she was met by her suitor. On April 16, 1864, Annie Jameson was

married to Giuseppe Marconi, whereupon the pair returned to Bologna. A year later their first child, Alfonso, was born. Almost as if reluctant to enter the scene, a further nine years elapsed before their second child arrived, on April 25, 1874. So, Guglielmo Marconi's maternal grandfather was a Scot and I am rather surprised that they have not made more of this north of the border.

In spite of the foregoing, this is not a biography of Marconi. Those readers who are sufficiently interested will already have read at least one of the several which are around^{1,2}. Those who regard history as bunk would only be bored by a potted account of what he accomplished. All I propose to do is to select one or two of the bitter-sweet episodes referred to earlier, by way of illustration of what I meant. So no more of the boyhood of Marconi, except to say that his father was a well-to-do landowner who was intent that his sons should eventually manage his estates; to this end his younger son's interest in physics was ruthlessly discouraged and the electrical apparatus he constructed was destroyed whenever it was discovered. It is a miracle that Marconi survived this antagonism and that he did is due to his

obdurate refusal to give in and to the secret encouragement and devotion of his mother, Annie Jameson Marconi. Nor must we forget Alfonso, nine years older than his brother, but helping him whenever possible; Alfonso was Marconi's first assistant, the hewer of wood and the drawer of water; never making the headlines, just staying quietly in the background and, after father Giuseppe's death, looking after their mother while Guglielmo was pursuing his endless quest for improvements to wireless telegraphy. Both Annie Marconi and Alfonso are buried in Highgate cemetery, Guglielmo in Italy.

Throughout his life Guglielmo Marconi was a loyal Italian, and his first act, after bringing his wireless telegraphy system to a workable state, was to offer it, unprotected by patents, to the Italian P. and T. Understandably, they were not particularly interested, for what had this odd contraption, with its slow speed and mere mile or so of range, got to offer against their inland telegraph system? It was a mistake; had it been offered to the Italian Navy the reaction would doubtless have been different, for at sea wireless telegraphy had no competitor. But, stung by the P. and T's indifference, the Marconi family



Marconi (left) and his assistant Kemp with apparatus

(Giuseppe had grudgingly come around by this time) decided that England, where they had influential relatives, was the place to send Guglielmo. Britain, too, had the most powerful navy and the greatest mercantile fleet in the world—both potentially valuable customers.

So, Marconi, at the age of 21, came to London accompanied by his mother. They arrived in February 1896 and until recently it has always been assumed that he made his first patent application on June 2 of that year. Recently however, it has been discovered that the initial application was on March 5, 1896 (Application No. 5028/96). Provisional protection was granted on March 19—almost three months earlier than supposed and soon after his arrival in England.

Who was the first to “invent” wireless telegraphy? The controversy, over the years, has unfortunately become political rather than technical, involving rival ideologies in terms of prestige and doing nothing to enhance the prestige of either Prof. A. S. Popov or Guglielmo Marconi. It is futile for many reasons. One is that, prior to the critical year 1895, about 20 “inventions” for signalling through space without wires had been made, at least two of which employed Hertzian waves. Another is that, had neither man ever lived, wireless telegraphy would have come almost as quickly. It is also futile because the partisans adopt differing rules and standards and because certain acts of faith are called for.

Prof. Oliver Lodge was the first man to demonstrate publicly that the tube of metal filings that he christened the coherer could be actuated by Hertzian waves. The coherer consisted in essentials of a glass tube containing two metal contacts between which metal filings were loosely packed to give a high resistance. It had been known for years that when a Leyden jar (capacitor) was discharged in the vicinity of the tube the filings cohered and formed virtually a short-circuit, but it was generally accepted (except perhaps by Prof. E. Branly of France, who did much useful experimental work) that it was the light of the spark discharge that operated the device.

Lodge, in two lectures given in 1894, showed otherwise and presented to the world a much more sensitive means of detecting the presence of Hertzian waves than had been known before. But the Branly type of coherer, as used by Lodge, needed to be tapped to restore it to the high-resistance state after the advent of every wavetrain and it could never be relied upon to return to the same resistance value after successive taps. As a consequence its sensitivity varied pro rata: thus, although, when carefully adjusted in the laboratory, it would unerringly trigger on the first half-cycle of a wavetrain and thus detect its presence, the subsequent de-cohering tap might well restore it to a comparatively insensitive state. It follows therefore that when used to receive telegraphy it would miss a large proportion of the dots and dashes.

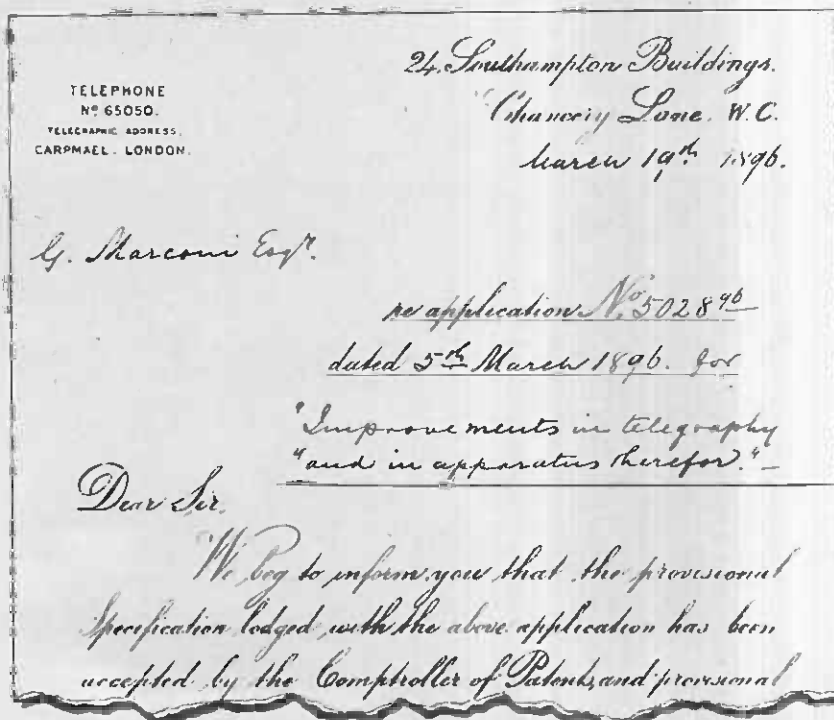
Between the mere initial registration of the presence of Hertzian waves and the faithful following of telegraphy signals there was a great gulf fixed, as both Marconi and Popov were to find out. Both constructed apparatus deriving from Lodge's demonstration equipment, including the electric bell type of tapper, and both ran into trouble. We know that Marconi had to produce several designs of coherer and experimented with 300–400 different types of metallic filings mixtures, as well as introducing important modifications to the electrical circuits of the tapper before a recognizable message could be received. Popov, too, had the same trouble apparently for he, too, completely redesigned the Branly coherer and modified the tapper.

Back now to Popov versus Marconi. As far as can be gathered the Russian claim is *not* that on May 7, 1895 Popov actually demonstrated wireless telegraphy but that the apparatus he used for a lecture on that occasion was capable of sending and receiving telegraphic signals had he so wished. During the lecture he did, in fact, show how the coherer could be used as a detector of thunderstorms but as electrical storms do not occur to order even for eminent scientists he used a Hertzian transmitter to simulate natural disturbances. A short antenna was used at the coherer receiver.

That Popov had telegraphy in mind around this date is shown by a newspaper report a week later, which stated that the importance of his experiments lay in their theoretical application to signalling over distances without wires. His own description of his apparatus was published in January 1896 and this also expresses the hope that “when further perfected” the apparatus might be used for signalling over a distance.

Undeniably, Popov was the first to demonstrate in public a practical use for the coherer. Undeniably, he was the first to publish an account of his apparatus. Undeniably, *on paper*, the equipment had an inherent capability for achieving short-range wireless telegraphy. The critical question is—was Popov's coherer sufficiently good to follow every dot and dash of a Morse message? We do not know, neither are we ever likely to now. The only clues are that the minutes of the meeting make no mention of telegraphy and both the newspaper and Popov's own published article refer to it in the future tense.

One point that further confuses the issue is that Popov was a civilian scientist in the employ of the Russian Navy and therefore subject to security restrictions. It is not impossible therefore that even before May 7, 1895 Popov had demonstrated telegraphy to Russian Navy officials in the privacy of his laboratory and was restrained from doing more than hint at its possibility in print. But this is pure speculation, unsupported, as far as I am aware, by any shred of evidence.




Part of a letter from Marconi's patent agents, dated March 5, 1896, informing him of the acceptance of the provisional specification for "Improvements in telegraphy and apparatus therefor".

All that can be said is that if military security robbed Popov of his rightful credit then it did so in vain, for in the Russo-Japanese war of 1904 the Russian Navy was using German wireless equipment while Marconi stations were installed on land.

As for Marconi, his early work was done in secrecy because he had no patent protection. We have his own unsupported statement that he first had the idea of wireless telegraphy "in the fall of 1894 or possibly early in 1895" and that he began his experiments in the early summer of 1895. By September of that year he was demonstrating ranges of one to two miles to close friends (including a Mr William Miller of Dublin). The first official document is the patent application of March 5, 1896, and this was followed by the complete specification on June 2. In that month Marconi was giving demonstrations to William Preece, Engineer-in-Chief of the British Post Office and to War Office officials, all of whom were impressed. Preece gave a public lecture on the demonstrations in September, 1896 and a more complete account at Toynbee Hall, London in December. Technical details of Marconi's apparatus were not published until some time after, for obvious reasons of commercial security. What is certain is that Marconi registered the world's first patent for wireless telegraphy; that he formed the world's first radio company (1897) and the world's first radio factory (1898). As to whether Popov or Marconi sent the first experimental wireless message—well, the partisans will probably always go out by the same door which they came in. There are indications that neither of them was the first, but as the other candidates also demand acts of faith as a condition of acceptance, perhaps we had better leave them alone.

Another bitter-sweet triumph for Marconi was the famous transatlantic experiment of 1901. The details of this episode are well known, so suffice it to say that Marconi claimed that on December 12 and 13, 1901, he and his assistant, G. S. Kemp, operating a temporary receiving station on a cliff-top at St. John's Newfoundland, received signals in the form of the three dots of the letter S in Morse code, sent by pre-arrangement from Marconi's new high power transmitter at Poldhu, Cornwall.

It would be idle to pretend that this news did not provoke controversy at the time and indeed there is an informed school of thought today that maintains that the signals did not get across. It is not difficult to see why, quite apart from the facts that no witnesses were present and that no further listening watches were possible because of the intervention of the Anglo-American Telegraph Company, which had the message-carrying monopoly in the area. The transmitter at Poldhu was experiencing teething troubles; it was



Marconi demonstrated his ultra-short-wave radio telephone system in Italy between Santa Margherita Ligure and Levanto, a distance of 25 miles, on November 19, 1931.

feeding an antenna which had been built in one week (to replace the original, destroyed in a gale). The radiated frequency according to Marconi himself was about 800kHz (366 metres) and therefore quite unsuitable for daylight operation over long distances, although no one was aware of this at the time. The radiated power is not known with certainty but figures lying between 3kW and 12kW have been given.

At the receiving end the antenna consisted of 400ft of wire, elevated at one end by a kite, which was flapping madly up and down in an Atlantic gale. The receiver itself consisted of what was subsequently known as an Italian Navy self-restoring coherer with a telephone ear-piece and a Leclanché cell in circuit with it, the whole being connected between the antenna and earth, either directly or via a jigger or h.f. transformer (it is not known which particular approach was in use at the times the signals were stated to have been heard). No tuned circuits were employed and no amplification was possible.

The self-restoring "coherer" consisted in essentials of a glass tube with threaded rod inserted from either end. One rod terminated in a small cylindrical block of iron, the other in a similar block of carbon. The two were screwed into close proximity and a tiny blob of mercury inserted between them. For many years I have maintained a belief that this was not a coherer at all, but a solid-state rectifier with an oxide film on the mercury's surface providing the rectifying agency. One of these devices has recently been examined by Dr G. L. Grisdale of the Marconi Research Laboratories who has confirmed that this is so. The specimen on test was shown to have a rectifying performance (at best) of about 7dB below that of a modern germanium point-contact rectifier.

It has frequently been said that a couple of months later Marconi vindicated his claim by his tests aboard the liner *Philadelphia*. For these he used an antenna slung between two 150ft masts and connected to one of his new tuned receivers which embodied a Marconi coherer and a Morse inker. Sailing westward he received messages at a distance of 1551 miles from Poldhu, and isolated Morse letters at 2099 miles. This however is not a vindication of actual reception of signals at St. John's, for the ranges quoted were obtained at night. Daylight reception ceased at 700 miles (roughly one-third of the Poldhu-St. John's distance). The Italian Navy device was also tried on the *Philadelphia* but the range obtained was never better than 700 miles. What the *Philadelphia* experiment did do was to prove conclusively that Marconi was right in his basic belief that signals could cross the Atlantic, albeit (at the frequency employed) only over a night path. (It has always seemed to me to be curious that this was the first time the "night effect" had been noted, considering the number of stations which were by then in operation.) On this occasion Marconi made no mistake; the messages and signals were automatically recorded on paper tape and duly witnessed by ship's officers.

So, to return to the Newfoundland experiment, it will be seen that the doubting Thomas school of thought has a strong case. Let us now consider the other side of the coin. Marconi would have been insane to have pretended that he heard the signals, as exposure would inevitably follow. Furthermore, for him to have done so would have been completely out of character, for he was always meticulous in his public statements.

Various suggestions have been made in attempts to account for the mystery. Some have believed that he genuinely mistook static discharges for the three dots of the letter S. This is hardly likely;

both Marconi and Kemp were far too experienced to have been thus deceived, particularly as the Poldhu signals were machine-sent and precisely timed. Others have theorized that in all good faith he imagined he heard what he so badly wanted to hear—a common human experience. Others have invoked earth currents in order to explain the matter. Another suggestion has been that he heard faint signals but that these emanated from nearer at hand than Poldhu, and it is true that one or two transatlantic liners were by this time wireless-equipped (the *Lucania* for one was within feasible range). There were also a few shore stations in the USA and Canada and at least one amateur.

Now, after over 70 years of speculation comes a startling theory, namely that Marconi did, after all, receive the Poldhu signals; not, as he believed, on the fundamental frequency, but via a harmonic at h.f. This is a theory which, to my knowledge, has been privately expounded for some years by Mr G. R. M. Garratt, formerly of the Science Museum and a well-known authority on telecommunications history. I believe that detailed calculations are being made and that there is some reason to suppose that these will vindicate Mr Garratt's ingenious and far-seeing suggestions. I understand that the matter has been discussed in a paper at the joint IEE/IERE colloquium "The Marconi Heritage" on April 25.

The bitter-sweet transatlantic episode had at least one major effect on Guglielmo Marconi. His summary treatment by the cable company turned him into an implacable foe of all such organizations and with obsessive energy he flung himself into the problems of providing a commercially viable transatlantic service, often working a sixteen-hour day and pouring money into his projects at a rate which alarmed his fellow directors. Initial failure gave way to limited success. Invention followed invention, the magnetic detector, the directional antenna and the rotary disc discharger being only three of many. Not until 1907 was a fully reliable day and night two-way transatlantic service possible, by which time the wavelength used had gone from 366 metres to 6000 metres and the power from the original 3–12kW to 300kW. For this purpose a giant station had been built at Clifden, Ireland and was communicating with the refurbished Glace Bay station in Canada³.

Even then Marconi was denied complete satisfaction, for the bulk of the traffic was between London and New York. The messages were transferred across the Atlantic quickly enough but the link between Glace Bay and New York was 800 miles of landline which was permanently overloaded, occasioning up to 12 hours' delay. Not until 1914 when Caernarvon (transmitting) and Towyn (receiving) stations were built in Wales and equivalent stations at Tuckerton and New

Brunswick in New Jersey State in the USA could the wireless service compete on equal terms with the cables. Triumph at last for Marconi? Not so. Almost immediately war broke out and the two British stations came under the control, first, of the Post Office and then of the Admiralty.

For some years prior to this, Marconi had enlarged his anti-cable horizons to the whole world. His ambition now was to own and operate a chain of high-power stations that would link the major areas of the (then) mighty British Empire. Time after time the prospects brightened in this respect, only to cloud over again by reason of Government prevarication or change. Not until 1924 did anything definite emerge and even then it was only half a loaf. An Empire Chain was decided upon, but a Government Committee decided that the Post Office should own and operate all stations in Britain which communicated with the Empire (with a partial exception in the case of Canada) while private enterprise should be free to develop communication between Britain and foreign countries. This by no means was what Marconi had worked for through the years, but at least he already held contracts for building giant long-wave, high power stations in Australia and South Africa, with more in prospect in other countries.

Behind the scenes the Marconi-Franklin h.f. beam system was being developed, with promise that world communication could be achieved at a fraction of the size, power and cost of the mighty long-wave stations. The system was not, however, fully engineered and had not been tried on a long-term basis. Should it be kept secret and the long-wave stations proceeded with? Or should Marconi inform everyone concerned and give them the choice? It was a difficult decision, but in the event the customers were told and elected for the untried beam system. So, for once, Marconi got something approximating to his desire. He built all the beam stations in Britain and throughout the world; they were successful beyond all expectations and, to Marconi's intense satisfaction, cast gloom over the world's cable interests. It seemed that at last Marconi had achieved total success.

But no. His daemon intervened again in the form of the British and Dominion governments, who, as a belt-and-braces insurance in the event of war, wanted to retain the cables. Pressure was brought to bear to bring about a merger between the various cable interests and the Marconi Company. In this, Marconi's seemed to hold all the aces, because by 1927 the cable companies had already lost half of their traffic to the beam system. Incredibly, in view of this, a merger was agreed in which the Cable Group held 56.25% of the voting power and the Marconi Company 43.75%.

Thus in April 1929 Cable and Wireless Ltd came into being; the Marconi Company ceased to be directly involved in

message-carrying as a source of revenue and thereafter was limited to the areas of research, invention, development and manufacture. The lifelong ambition of Guglielmo Marconi, which began on the cliff-top in Newfoundland, was over almost as soon as he had achieved it.

A lesser man would have retired from the scene, but Marconi went on to pioneer microwave communications and, towards the end of his life, despite recurring heart attacks, was feverishly working on marine navigation by microwaves and investigations into what eventually became known as radar.

Marconi was from first to last a patriotic Italian subject. He was a member of the Senate and, admiring the way in which Mussolini had so successfully raised the standard of living in Italy in his early years of office, had become a member of the Fascist party in 1923, although never a politically active one. On the other hand, he had a deep affection for England, which had given him his opportunity and where much of his work was done.

Then, at last, the daemon relented. On July 20, 1937, yet another heart attack occurred, this time fatal. At least he had been spared the mental crucifixion which his divided loyalties would inevitably have brought when Italy and Britain went to war.

A strange man; almost, one would think, unknowable. Those who were his chosen assistants served him with fanatical loyalty, yet he was always "Mr Marconi". He could be ruthless; he could be extremely kind, but always aloof. In his later years he seemed to be in some fear of his life; at Marconi House, London, he would never share the lift with someone he did not know personally. He seldom was without an innocent-looking walking stick which concealed a rapier. This, however, might have some justification. Mentally deranged people not infrequently wrote to him complaining that "his" radio waves were the cause of their disturbance.

He sincerely believed that the true role of radio communication was to save lives; although he spoke little of it there can be no doubt that the steadily increasing part that the technology was playing in weapons of destruction brought periods of self-examination, as for instance on the occasion when he was elected Lord Rector of St. Andrew's University, he remarked to the Principal "Have I done the world good or have I added a menace?"

REFERENCES

1. "My Father Marconi" by Degna Marconi. McGraw Hill, 1962.
2. "Marconi" by Prof W. P. Jolly. Constable, 1972.
3. "A History of The Marconi Company" by W. J. Baker. Methuen, 1970.


Colour TV tube developments

New types recently on the market

The Trinitron tube developed by Sony was the first colour television receiver tube to break away substantially from the established design technique of the shadow-mask tube which came out in the 1950s (see *WW*, December 1971, pp. 589-592). It was characterized by cathodes arranged in a horizontal line instead of in triangular or "delta" formation, a single electron gun instead of three separate guns, and an "aperture grille" and vertically striped colour phosphors instead of the circular-hole shadow-mask and dot pattern of colour phosphors. Since then a variety of new tubes, all using horizontal "in-line" cathodes, vertically slotted masks and vertical phosphor strips, have been put on the market, and several have already appeared in television receivers.

One of the first in this category was the RCA "Precision in line" tube mentioned in our 1972 review of sets (*WW*, October 1972, pp. 466-467). The aim of this development has been a colour tube display system, for small receivers, which can operate without any dynamic convergence correction circuitry. The absence of this circuitry, plus the absence of convergence coils on the tube neck and the fact that there is no need for lengthy adjustments by the set manufacturers or service technicians, has made this tube very attractive to set makers. It is a thin-necked type with a 90° deflection angle, available initially in a 20-in size. A 110° angle would have reduced the depth of receivers but the convergence simplification could only be achieved with a 90° tube. However, shorter electron guns and the omission of convergence coils has enabled the neck to be shortened by 46mm relative to that of a conventional 90° colour tube.

In the electron gun structure of the RCA tube all three grids are provided by a common component and this makes for a small beam-to-beam spacing of 5mm. For static convergence correction four small ferrite magnets act on the outer two beams with respect to the middle one. The red beam is placed in the uncritical middle position, the idea being that red errors have the greatest visual effect in the picture. The




Example of the 110° Toshiba tube, showing the neck components fitted.

shadow mask does not have continuous vertical slots like the Trinitron but each slot has horizontal bridges across it to give mechanical stability to the mask. Overall this design has the advantages that the screen can be filled with more phosphor

material than is possible with the conventional dot structure; it avoids the loss of brightness at picture corners that has to be traded in the shadow-mask tube for correction of geometry distortion; and the effect of external magnetic fields, such as the Earth's, is greatly reduced.

Dynamic convergence corrections are provided by the deflection coils themselves, by virtue of the geometry of their windings and the way these are laid on the tube envelope relative to the electron beams. The deflection yoke, known as a "precision static toroid", is formed by wires laid into grooves in plastic rings cemented to a toroidal core and this, in turn, is cemented permanently to the glass envelope by the tube manufacturers to provide an integrated tube and deflection assembly. Convergence adjustments are made by the manufacturers before cementing, the yoke being moved horizontally and vertically to cause the blue and green rasters to converge with the red raster.

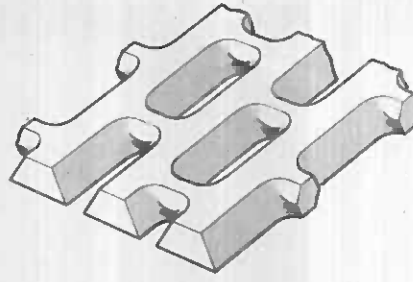
This RCA tube is made under licence by a number of European television tube manufacturers.



Comparison of the neck components required for a 27-inch conventional shadow-mask tube (right) and for an RCA "Precision in line" tube (left).

The latest European developed tube in the new category is a 26-inch 110° type, one of a family designated 20AX, which has been recently announced by the Philips group—in the UK by Mullard Ltd. This has horizontal in-line electron guns, a vertical-stripe screen and a shadow-mask with staggered vertical slots. This slotted mask has about the same transparency to the electron beams as the conventional round-hole shadow mask. The electron gun is reduced in length and allows the tube neck to be about 2cm shorter than that of the 110° conventional "delta" gun tubes so far released by Mullard. The 20AX family has an internal magnetic shield, a 6-3V, 0.75A heater and a "quick vision" cathode by which a picture appears on the receiver screen only 5 seconds after switching on the set (normally there is a 15-second wait).

The tube design is described as "self-converging", which means that part of the dynamic convergence is performed by the geometry of the deflection coils and part by an additional small winding on the deflection yoke through which suitable currents are passed. There is no pre-alignment of the yoke and tube by the manufacturer, as with the RCA tube, the tube and yoke being supplied as separate components. Electronic circuitry required is reduced from the normal dynamic convergence correction printed-circuit board to a small p.c. board on which the tolerances of the convergence correction are adjusted by seven independent variable components. The maximum tolerance adjustment required in this system amounts to a 2mm shift on the screen. Mullard have demonstrated a receiver using the system,



Structure of the slotted mask of the Toshiba colour tubes. Note the hexagonal cross-section of the horizontal bridges between slots.

which, they claim, eliminates 70–100 dynamic convergence components and nine related adjustments. It is expected that the 26-inch tube will appear in "luxury" sets in Germany during 1975 while a smaller version will be available in 1976.

Just before the Mullard announcement the Japanese manufacturer Toshiba showed in London a whole range of tubes with in-line guns and vertically structured masks and screens as described above: 14-inch and 16-inch tubes with 90° deflection angles; and 16-inch, 18-inch, 20-inch and 22-inch tubes with 110° deflection angles.

These tubes use a slotted mask (see diagram of structure) and the screen has vertical stripes of red, green and blue phosphors with black stripes between them. The electron beam landing on the screen is wider than the phosphor stripe of each colour (in the horizontal direction) and, of course, is shorter than the stripe in the vertical direction. This provides what the makers call a "hybrid landing system" and is claimed to give superior

uniformity of white on the screen and insensitivity of the beam to registration with the phosphor in the vertical direction. These characteristics allow greater freedom in the design of the deflection yoke than is possible with the conventional shadow-mask tube and allow a simplification in the dynamic convergence adjustment procedure. In the 90° tubes the number of controls required for dynamic convergence adjustment is only two. Convergence circuitry for a 110° tube used in a PAL receiver is shown in the diagram. The mask and screen structure of the Toshiba tube is claimed to give a 60% increase in brightness and 10% increase in contrast relative to a conventional shadow-mask tube with a tinted faceplate. It is also claimed to give higher resolution—about 50% more information than is possible with a conventional shadow-mask tube.

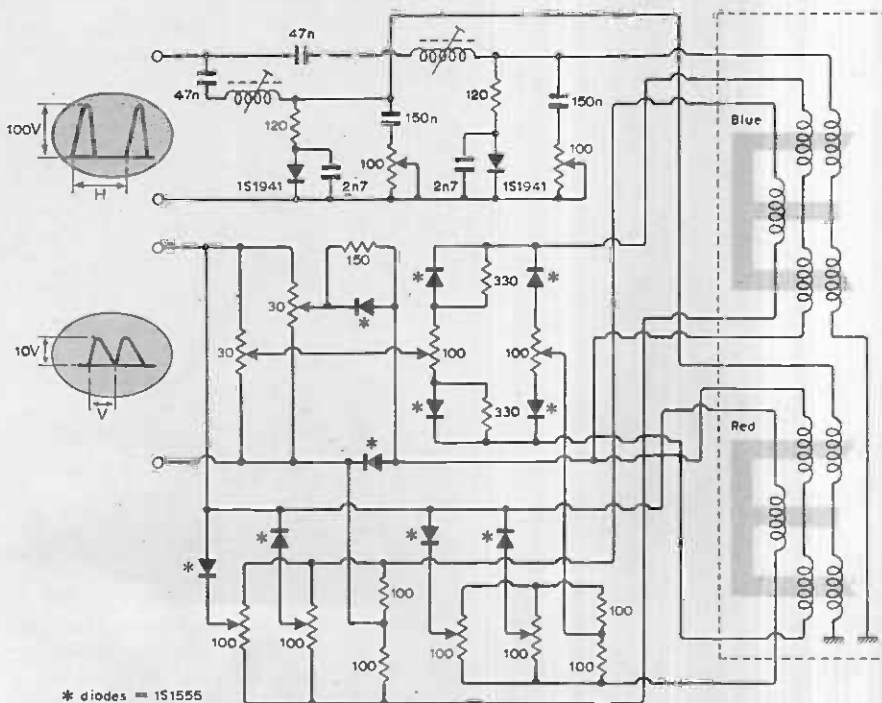
Incidentally, Sony introduced a 114° version of their Trinitron last year and this is used in an 18-inch colour television set, KV1810UB, put on the British market early in 1974 by Sony (UK) Ltd. The extra wide angle design is claimed to improve picture quality by giving sharper electron beam focusing and more accurate beam landing on the phosphors.

Sixty Years Ago

Radio-navigation

The use of radio signals as an aid to navigation was brought to public prominence by the development of equipment such as GEE and OBOE during World War II. Aircraft and ships were equipped with navigational radio long before this, of course, but it may come as rather a surprise to read the following extract, taken from our issue of April, 1913. The Government referred to is presumably the French one.

"Wireless lighthouses are being established by the Government along the French coast, the first two being located on islands near the approach to the port of Brest. Two more are planned for the port of Havre. The lighthouses will operate by a system almost exactly like that of ordinary lighthouses, except that, instead of light waves, wireless waves will give the information to approaching ships. The great advantage of such lighthouses is that fog will not hinder their efficiency. When a ship approaches Brest, and is within thirty miles of the islands, wireless signals will be picked up. If the ship has an instrument to detect the direction from which the signals come it will be easy to apply the information; but even if it does not have such an instrument the receipt of any signals at all will be of assistance, for the exact positions of the two lighthouses are known, and a comparison of the strength of the signals from each will help in estimating the ship's position. Each station, like an ordinary lighthouse, will send out flashes every few seconds, together with special signals to indicate which station is sending. The sending apparatus is automatic, and is constructed so that it will run for thirty hours without any attention."



* diodes = 1S1555

Dynamic convergence correction circuitry for a 110° Toshiba tube used in a PAL television receiver. Neck components are shown on the right.

Photographic development timer

Multiple unit giving elapsed-time indication and an audible warning

by R. G. Wicker

A multiple timer is described which has been built as an aid to photographic paper development. Six independent timers are used which may be started at random intervals as each sheet of exposed paper is placed in the developer. A "time elapsed" meter is included which indicates the state of the timer which will next reach its terminal condition. An audible signal is given each time a timer reaches the end of its period and an indicator light is included which shows when all six timers are simultaneously in use.

When printing on photographic paper from a negative the paper is first exposed to the light in an enlarger or contact printer for a period of the order of seconds. Several timers have been described, using both analogue and digital techniques^{1,2} which indicate or control this time to a degree of accuracy which is more than adequate for the required purpose. (Errors of up to 10% are difficult to detect in the final print.)

After exposure the paper is then placed in a developer where it must remain for approximately two minutes—the normal time for black and white prints with developer at 20°C. Various clockwork clocks are available to time this period but these suffer from a number of drawbacks. The clock not only needs starting but has to be stopped and reset manually. The face, although luminous, is not always easy to see in the near darkness of the darkroom. When several prints are produced from one negative they become available at 15 or 20sec intervals and the operator must then remember the time intervals at which prints are introduced into the dish to know when to remove them. It is obviously less time-consuming to develop several prints concurrently than to develop them individually.

It was to overcome these limitations of clockwork timers that the unit was developed and constructed. The timer has proved useful and accurate and the maximum capacity of six simultaneous prints has been found to be just about right. When working alone it is unusual to use more than four timers at a time; with an assistant one does occasionally get up to six. To date the need for a greater number has not been felt.

Circuit operation

Both digital and analogue timers were considered. Whilst it is fully realised that greater accuracy can be achieved by digital

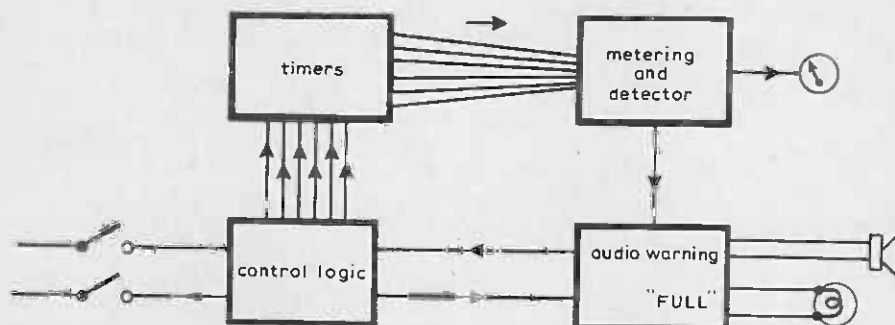


Fig. 1. Block diagram of the timer.

methods using, for example, the 50Hz mains as a master clock, the complexity needed to realise a multiple timer using these techniques, the cost involved in the digital timers and a suitable elapsed time indicator led one to adopt an analogue technique, shown in block form in Fig. 1. Using a ramp generator as the basic timer circuit means that a simple meter indicator, which gives a continuous and ergonomically satisfactory elapsed time indicator, can be used, although integrated logic circuits are used in the control section of the unit.

An input switch is used to start each timer in turn, the input signal being steered to the appropriate timer. An "end of time" detector produces a reset pulse which resets each timer to zero in turn. The reset pulse is applied to a multi-vibrator via a pulse lengthener to produce an audible "bleep" and warn the operator should he not be paying attention to the meter at that particular time. Timer. As mentioned, a ramp generator is used as the basic timer circuit, shown in more detail in Fig 2.

The basic requirements of the timer were considered to be

(a) to produce a time delay of $2\text{min} \pm 5\text{sec}$,

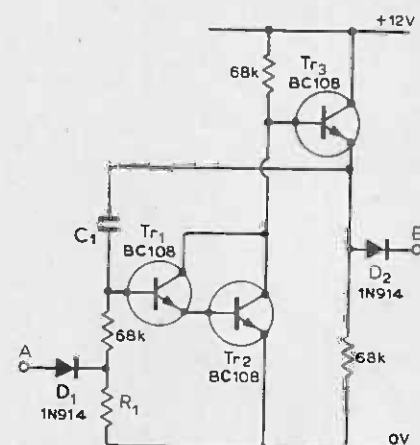


Fig. 2. Ramp generator circuit diagram. C_1 is $1\mu\text{F}$ and R_1 $11\text{M}\Omega$ in the instrument described, which runs up in 2min.

(b) to "run" or "standby" in accordance with the state of a logic input, (c) to provide a linear output at suitably low impedance to drive a 1mA meter, and (d) to be simple and economical to build. Economics in terms of home construction tend to be affected to some extent by availability of components through retail channels.

A Miller type circuit was chosen for the ramp generator and a "Darlington pair" followed by an emitter follower using three high gain transistors gave the desired result. The timing capacitor C_1 should be of low leakage and should be a paper or polycarbonate type. Including the emitter follower in the feedback loop helps to linearize the circuit. Field effect transistors, with their high input impedance, are an attractive proposition where long time constants are required but their higher cost is not warranted in this case.

The circuit, as shown, yields a linear ramp with an amplitude of at least 90% of the supply voltage with a run up time of 2min, having a $C_1 R_1$ product of some 10farad.ohms. One microfarad capacitors were used in the prototype but larger values could be used to advantage especially if longer periods are required, for example in some colour processes, where 4min development is needed. R_1 was adjusted for each timer to give the required period. The accuracy with which R_1 is adjusted is a matter of choice but the prototype was adjusted to give an accuracy of ± 2 secs and this has been maintained over a period of several months. No temperature cycling has been attempted as the timer is used in the near constant temperature environment of a darkroom.

When a logic "1" is applied to the anode of D_1 , Tr_1 and Tr_2 are switched hard on and Tr_3 is consequently switched off, the output voltage at the cathode of D_2 being 0V.

When a logic "0" is applied to the input, C_1 charges through R_1 , the charge being slowed down and linearized by Miller effect. After a period of time the output voltage reaches approximately rail voltage, Tr_1 and Tr_2 being cut off and Tr_3 hard on. The input diode D_1 prevents C_1 charging via the low output impedance of the controlling logic whilst D_2 is used to combine the output of all the ramp generators to the metering circuit input. The meter will thus only "see" the ramp generator output with the highest voltage, i.e. the one with the least time to run.

Meter and detector. The metering circuit consists simply of a suitable meter and

multiplier adjusted to read 10V f.s.d. (if a 12V supply rail is used). The scale would ideally be calibrated in minutes and seconds but in practice a linear scale reading 0 to 1 or 0 to 100 is quite acceptable, as percentage of time rather than absolute time is a satisfactory indication. The sensitivity of the meter is only of secondary importance as long as the output of the ramp generators is not loaded to the point of reducing the voltage gain of the generators and thus affecting the ramp time. A 1mA meter is suitable as of course would be any meter of greater sensitivity.

The detector consists of a Schmitt trigger circuit driving a reset pulse generator. As the slew rate at the input to the detector is only of the order of 80mV per second a ramp amplifier has to be introduced to improve the accuracy of the detector. The bias of this amplifier is adjusted so that only the positive end of the ramp is amplified and adjustment of this bias is a convenient point at which the firing point of the trigger circuit may be set. The hysteresis of the Schmitt is kept small to enable the circuit to differentiate between two nearly equal voltages as may occur when two timers have been started within a few seconds of each other.

The slew rate at the input to the trigger may be further increased by including a suitable zener diode in the feed to the amplifier base but in practice this has not proved necessary.

The reset pulse generator is coupled to the trigger circuit via a small value capacitor and produces the necessary short, t.t.l.-compatible reset pulse for the control logic. Fig. 3 shows the circuit of this part of the system.

Control logic. To control the ramp generators in the required manner the control logic must produce six independent outputs, all at logic "1" (+3.4V). Means must be provided for each logic output, in turn, to be switched to a logic "0" (0.4V) on command from a unique input switch. The outputs must, similarly, revert to their standby condition (logic "1") in the correct order at the command of the reset pulses.

Three dual JK flip-flops are used to provide the necessary outputs and two-input NAND gates and inverters are used to steer the reset pulses, as in Fig. 4. One pair of two-input NAND gates are used to produce fully compatible input pulses from the input switch control. This circuit not only produces a pulse with correct levels, rise time and fall time, but also ensures that contact bounce does not cause spurious starting of several timers simultaneously.

All the flip-flops have their K inputs grounded and their J inputs connected to the Q output of the previous flip-flop except for the first flip-flop in the chain which has its J input connected to +5V. Initially, with all the timers in "standby", all the flip-flops are in the reset state with the Q outputs at "0" and the \bar{Q} outputs to the timers at "1".

The first operation of the switch will set the first flip-flop as only this one has a "1" on its J input. On release of the switch the "1" is transferred to the output of the flip-flop thus enabling timer No.1 to start its run up and changing the J input of flip-flop No.2 from "0" to "1". Each subsequent operation of the input switch will set the next flip-flop allowing the associated timer to run up and presetting the following flip-flop. When the sixth and last flip-flop is set, its Q output, now at "1", switches on the indicator transistor and lights up the "FULL" indicator lamp.

The first requirement of the control logic is thus satisfied. Resetting of the flip-flops in sequence presents a more complex problem when using a single reset pulse generator for all the timers. Whereas the output of a JK flip-flop changes at the end of a clock pulse it is reset at the start of a pulse applied to the reset terminal. Thus a reset pulse of any duration long enough to ensure resetting under the most adverse conditions would be gated through to subsequent flip-flops and thus reset more than one flip-flop at a time. Gates can be delayed by including a suitable CR network in either the input or output terminal but under these conditions they may become unstable at the transition point and produce what amounts to a train of pulses at the output; an undesirable state of affairs, which can be prevented by using an inverter as the delay element.

The reset pulse is therefore applied directly to the first flip-flop (which will always be the first to be reset) and via gates to all the following flip-flops. The gates are controlled by the state of the preceding flip-flop via inverters which act to delay this "enabling input" to the gates until after the termination of the reset pulse. In this way the gate which drives the reset input of flip-flop "n" will not be enabled by the changing output of flip-flop "n-1" until several microseconds after this change has occurred, by which time the reset pulse which reset flip-flop "n-1" has finished.

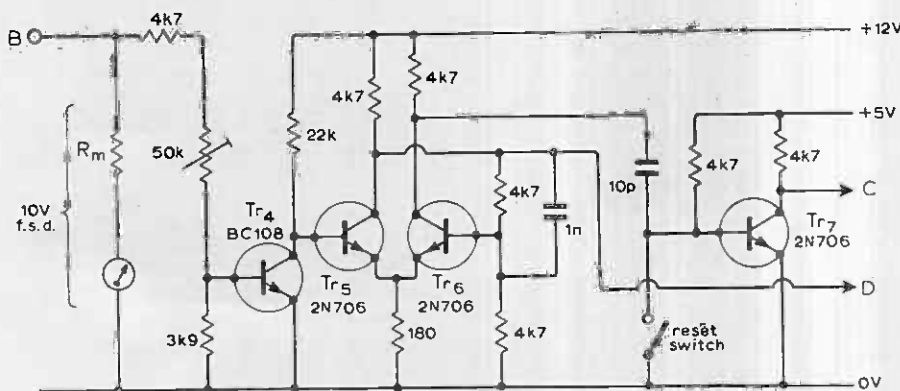


Fig. 3. Meter and trigger circuit. Meter can be 1mA or less.

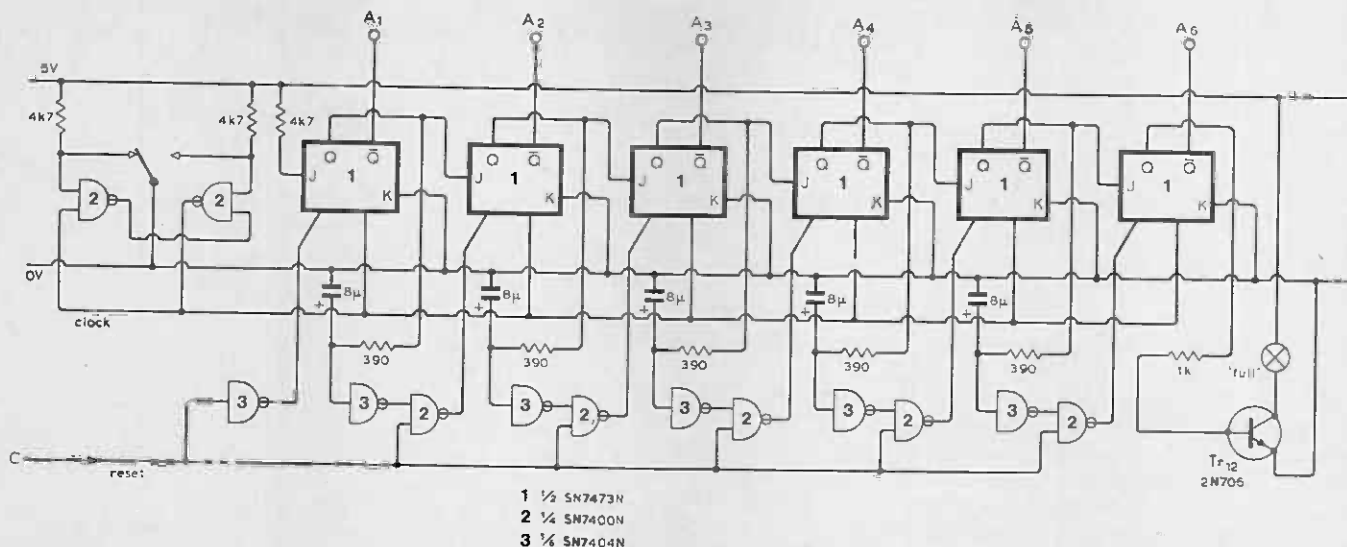


Fig. 4. The control logic circuit.

Thus each flip-flop and its associated timer is reset in turn in the same order as they were set by the input switch.

Audible warning. At the time when the Schmitt trigger changes state, when a timer has reached its terminal point before being reset, the collector of Tr_5 in Fig. 3 switches from near 0V to approximately +6V. This voltage is applied to the base of Tr_9 in Fig. 5, which in turn switches on to charge C_4 . The charge thus stored then discharges as base current for Tr_{10} , one half of a multivibrator operating at a few kHz. Tr_9 and C_4 thus lengthen the short reset pulse so that the audible warning multivibrator may oscillate long enough for the signal to be heard. A short "bleep" is thus produced by the device each time a timer has reached its final time and is reset.

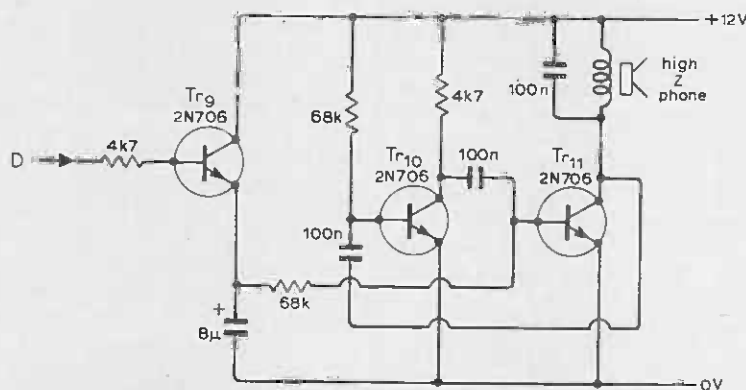


Fig. 5. Circuit to give audible warning of a timer reaching its preset condition.

Construction and setting up

No particular precautions are necessary in construction other than those appertaining to the use of integrated circuits. The lead lengths around the ramp generators should be kept as short as possible as there is considerable power gain between the input and output terminals of this part of the unit. No parasitic oscillations were experienced using this circuit configuration but some of the early stages of development showed that this particular problem should be kept in mind. The prototype was constructed on two boards, one with the timers and the other all the other parts of the system. The power supply should provide 12V at about 5mA and 5V at about 300mA for the logic circuits. No supply stabilisation has been found necessary, the only precaution being to ensure that the supply line to the t.t.l. circuits does not exceed the manufacturers' recommendations. Fig. 6 shows a suitable circuit.

On the author's unit a small yellow plastic box, of a type well known to most photographers, was mounted in front of and below the meter face. The inside of this box was lined with chrome-plated

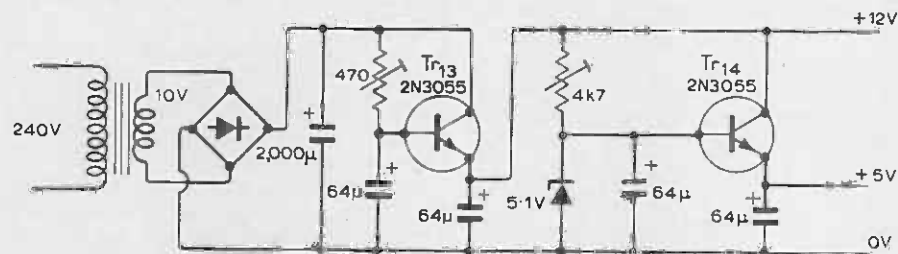


Fig. 6. Power supply.

adhesive tape and two 6V, 40 mA bulbs were mounted within the box. These bulbs are connected in parallel across the 5V supply line, thus illuminating the meter face and incidentally providing sufficient light to obviate the use of a separate darkroom lamp.

For setting up purposes R_1 , the timing resistor, should be replaced or shunted by a resistor of about 220k Ω —a wait of 2min each time one wishes to check the operation of the reset or logic soon becomes tedious. Next, each timer should be checked individually to see that the output voltage reaches at least 11V (reset generator not connected). With the meter multiplier adjusted so that the meter reads 10V full scale the Schmitt threshold should

now be adjusted until the reset pulse is generated just as the meter reaches full scale. When, and only when, one is satisfied that all is in order does one begin to adjust R_1 to give the correct time. With the threshold set as above it was found that R_1 was typically 11M Ω ($C_1=1\mu F$) and the value was made up of suitable resistors until the desired degree of accuracy was reached.

A reset button is useful during the setting up and testing period and if desired can be fitted permanently. Its main use in operation is to reset all the timers to "standby" when the unit is first switched on but it can be considered as an optional extra. Similarly the "FULL" indicator can be omitted as one rarely loses count of the

number of prints which have been passed through the enlarger on to development.

Possible modifications

Often some photographic processes require longer or shorter periods than the 2min for which this unit was designed. Using larger values of C_1 , time periods of several tens of minutes can certainly be achieved with no great difficulty. One facility which might be considered for certain applications is the ability to switch from one time to another as required. This can readily be achieved by switching in various values for VR_1 , the threshold control, and simultaneously switching the meter multiplier so that the meter always reads full scale for full time. Should this technique be adopted a more sensitive meter should be used, as in the shortest time position a full scale reading may be required from a ramp voltage of only 1 or 5V. A maximum to minimum time ratio of at least five-to-one is readily achievable and ten-to-one can be obtained if one can tolerate a certain degree of non-linearity in the elapsed time indicator. This non-linearity is mainly due to the knee voltage of the ramp output diode, D_2 , which, while insignificant in a 10V ramp, ceases to be so when the ramp is reduced to 1V. The use of gold bonded germanium diodes could well be considered in this position to improve linearity of the indicator should this be thought sufficiently important.

The unit may be extended beyond the six timers of the present system but care should be taken that the loading of the input switch gates is not exceeded. A gate or inverter can be included to increase the available fanout. Although the present unit does go beyond the recommended fanout for the input gate (just), no trouble has been experienced as a result of this.

A simple multiple timer such as the one described can find numerous applications in industry. The timing C or R could be switched to give a range of times.

A continuously variable control of C or R is hardly a practical proposition due to the number of ramp generators which need to be ganged. Should this facility be required the timing can be continuously varied by means of a potentiometer at the input to the Schmitt trigger circuit to alter its firing point. A ganged control must be included in the meter circuit so that f.s.d. always corresponds to the ramp terminal voltage. A combination of both techniques could be used with a switched C to give, for example, 1, 4 or 16min whilst the threshold control would give a calibrated range of 25% to 100% of the set time.

References

1. Thomason, J. G. "Precision Photographic Timer". *Wireless World*, Feb. 1955
2. Jowett, J. H. "Inexpensive Photographic Timer", *Wireless World*, Aug. 1958

Acknowledgment

The author wishes to thank Dr R. C. V. Macario for help in the preparation of this article

Colour separation overlay

Generation of television picture "insets"

by Gwilym Dann

An everyday use of colour separation overlay is seen in news broadcasts where a framed area behind the newsreader is filled with picture material which can be changed with each different news item. A conductor may be seen surrounded by close-up shots of various musicians, or dancers can be given a background which may range from street scenes to pictures of faraway places either in the form of stills, or from film or video tape.

Fundamentally, all that is required to achieve effects of this nature is a high-speed switch which will change-over the signal from a camera looking at the foreground figure to one from a video source providing the new background material. Fig. 1 shows the basic requirements. As distinct from the cuts between video sources performed as a manual operation, this switch must change-over as the scanning beam passes the image boundaries between figure and background or vice versa.

We must now consider how the switch may be given information so that it will change-over at these boundaries. Before the advent of colour television, overlay was attempted by arranging a brightness or contrast distinction between the foreground figure and its background. The sudden change in the camera signal as the scanning beam passed over the figure/background boundary was used to initiate a pulse which controlled the electronic switch, as indicated in Fig. 2.

From a practical point of view this system required that the figure should be overall light in tone against a background that was as evenly dark as possible. Only the simplest of effects could be achieved in this way and the results were unsatisfactory mainly because the lighting of the foreground figure had to be very flat in order to avoid shadows. Shadows, after all, might have the same tone as the background and this could result in the inserted background appearing in quite the wrong places. Worse still, an open mouth would be a shadow area and it was practically impossible to avoid the new background being seen therein.

The next step was to make use of

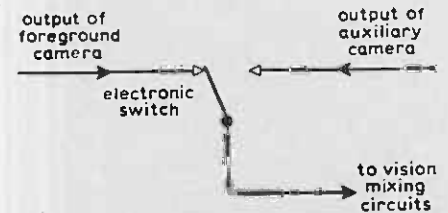


Fig. 1. Basic requirements for an overlay system.

colour distinction between the foreground figure and the background, albeit with monochrome cameras. The figure was lit with yellow light and the background with blue. Two cameras were then set up so that they received an identical image by means of an optical beam splitter. By fitting one camera with a yellow filter and the other with a blue, it was possible to derive a much more precise switching signal and a much more successful overlay resulted. This ingenious system was, however, operationally clumsy and difficulties in setting it up made it an unattractive production adjunct.

The introduction of colour television naturally re-opened the possibility of making use of colour discrimination between the foreground figure and its background, especially as the colour camera had the built-in ability to provide accurately registered images of red, green and blue components of the scene being viewed. It was fortunate also that in the colour television system there exist signals which embrace parameters of both colour and brightness, namely the colour difference signals, $B - Y$, $R - Y$ and $G - Y$. The choice of one of these signals for use in an overlay system is dictated by other than purely electronic considerations. The foreground figure will inevitably exhibit flesh colouring and we must choose a colour which is completely different for his or her background. A little thought will show that blue would be a suitable choice of colour which is remote from that of normal flesh. Additionally of course, we must forbid to the artiste any dress material or accessories which are

blue in colour. From this it follows that the chosen colour difference signal will be $B-Y$ and it is interesting to consider the values of this signal for the whole range of colours which may be seen by the foreground camera.

The $B-Y$ values of signal voltage for each colour of the standard colour bars and those for white, black and grey are shown in Table 1. If these values are plotted as shown in Fig. 3, it will be seen that a datum may be drawn for which the value of blue is on one side and the values for the other colours, including white, black and grey, are on the other. Applying the $B-Y$ signal to a suitable voltage discriminator will therefore result in a keying signal which can be used to control the electronic switch of an overlay system.

The basic requirements of an overlay system utilizing the principle of colour separation have now been described. It will be apparent that no great electronic complexity is involved. The necessary hardware is a comparatively small addition to the circuitry of a television studio. In a practical situation however, comprehensive switching facilities have to be provided to gain access to a number of different video sources together with means of controlling the operating level of the voltage discriminator.

It may perhaps be mentioned that considerable care has to be taken in installation to ensure very exact coincidence in timing the arrival of signals on each side of the electronic switch. Errors in this connection could result in displacement of the foreground figure image with respect to the "hole" which has been "punched" in the inserted background.

It is of course necessary for the blue backing behind the foreground figure to have certain requirements as regards hue, saturation and luminance. Stated simply the hue should approximate to the peak response of the system's blue channel. Paint manufacturers can be asked to provide a paint with specific I.E.C. co-ordinates but a certain amount of trial

and error is involved. The final hue and saturation may depend on the material to which the paint is applied and also on the need to introduce fire-resisting additives.

Studio lighting must provide sufficient luminance in the blue backing so that a satisfactory signal-to-noise ratio is provided in the blue channel. However, care must be taken to ensure that the lighting level on the backing is not excessive because reflected light tends to creep round the profile of the foreground figure. This effect is known as "rimming" and if severe, can be quite unpleasant in the final result. Furthermore this blue outline can make determination of the correct switching level somewhat difficult and because of the poor definition of outline an aberration known as "tearing" can occur. A certain amount of blue rimming is usually accepted as an inevitable feature of colour separation overlay. It may be reduced to a satisfactory degree by increasing the physical separation between the backing and the foreground figure, but it is unfortunate that studio-floor conditions do not always allow the necessary degree of separation to be achieved.

As described so far, the requirement has been one where the foreground figure occupies an appreciable portion of the television frame as in the case of news broadcasts. Where trick shots are involved such as a dancer seen floating over rooftops, she has to be small in the frame and this means that her blue backing has to be correspondingly large in area. In addition it will be necessary for an appreciable area of floor to be given blue treatment. Under these conditions, reflected blue light will tend to suffuse the figure of the dancer and it is extremely difficult to avoid a somewhat unnatural effect. Fortunately however, motion of the figure and perhaps the background tends to reduce the subjective awareness of this blemish.

Picture material intended for use as a background in colour separation overlay has fixed dimensions with respect to the

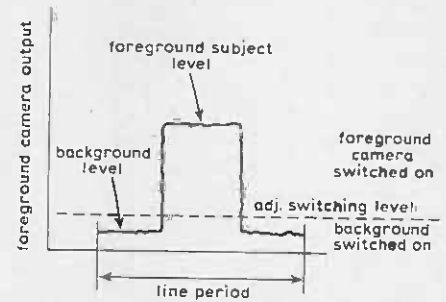


Fig. 2. Principle of contrast discrimination.

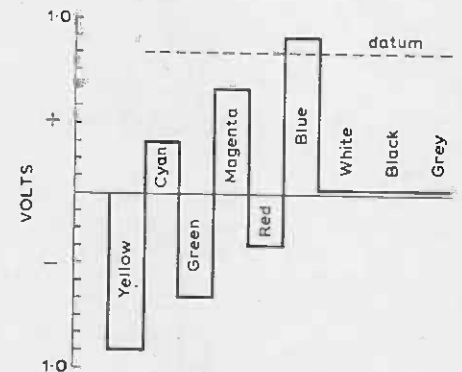


Fig. 3. $B-Y$ values from Table 1 showing discriminating datum.

television frame. There is no simple or direct way in which it may be changed in size or offset so that it appears in only a portion of the final composite picture as seen by the viewer. In news broadcasts, for example, the required material is provided by slide transparencies and it is necessary for the reduction in size and offset to be obtained optically, in the transparency scanner.

In other programmes the requirement may be for a full-size picture of a remote interviewee to be seen as if on a large-scale monitor beside the interviewer. To achieve this the incoming material is displayed on a "behind-the-scenes" monitor. An auxiliary camera is then trained on this monitor and the shot is adjusted so that the incoming picture fits the overlay blue area beside the inter-

Table 1. Values of R, G, B and Y with corresponding values of $B-Y$.

	R	G	B	Y	$B-Y$
Yellow	1.0	1.0	0	0.89	-0.89
Cyan	0	1.0	1.0	0.7	0.3
Green	0	1.0	0	0.59	-0.59
Magenta	1.0	0	1.0	0.41	0.59
Red	1.0	0	0	0.3	-0.3
Blue	0	0	1.0	0.11	0.89
White	1.0	1.0	1.0	1.0	0
Black	0	0	0	0	0
Grey	0.5	0.5	0.5	0.5	0

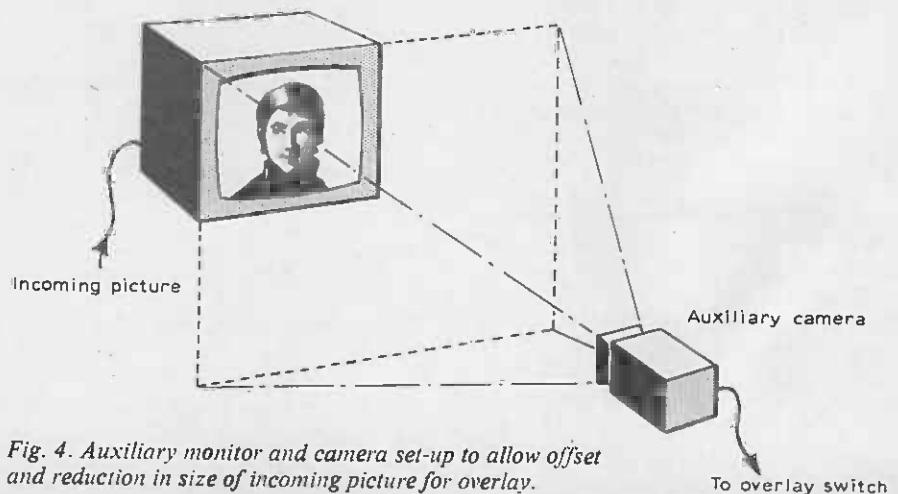


Fig. 4. Auxiliary monitor and camera set-up to allow offset and reduction in size of incoming picture for overlay.

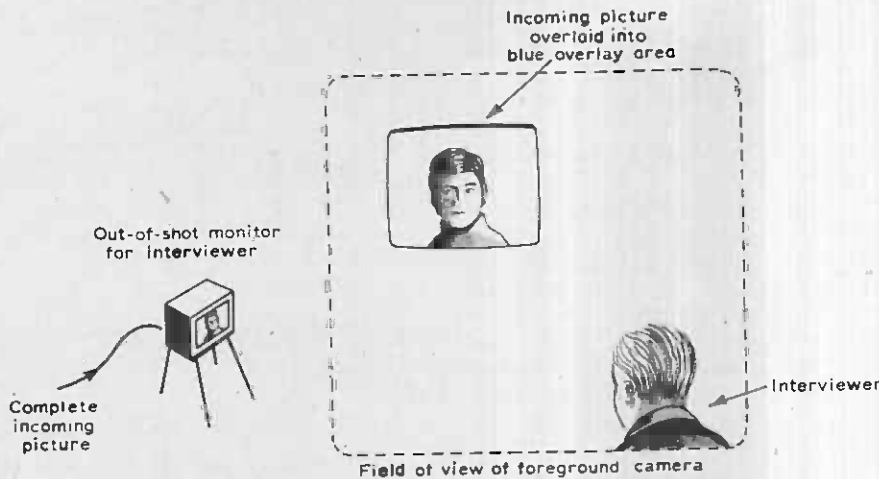


Fig. 5. Studio arrangement for overlay of full-size picture into part of frame.

viewer. This is illustrated in Fig. 4. The signal from the auxiliary camera is now the one which is fed to the overlay equipment for insertion as a background. Since the overlay blue area is all that is visible to the interviewer the illusion that he is addressing the distant speaker is completed by affording him a suitably disposed monitor out of shot of the main or foreground camera. The set-up as shown in Fig. 5 and Fig. 6 schematically shows the signal paths to the overlay switch.

Earlier in this article, good reasons were given for the choice of blue as the colour of the backing in colour separation overlay. This is because blue does not appear in normal flesh tones. However, reference to Fig. 3 will show that an equally satisfactory switching datum can be drawn with respect to the colour yellow. While it can be shown that yellow in this connection has a measure of discrimination against caucasian flesh tones, it would not be a satisfactory colour for the backing if the foreground figure had blond hair. The availability of a B-Y signal in the television system is another reason why the colour blue is almost universally adopted for use in colour separation overlay.

In some types of television production it is not always required to use overlay continually and it may not be desirable or artistically pleasing for other cameras to show viewers the rather vivid blue backing. This difficulty can be avoided by using a neutral backing which can be given the required blue colour by lighting methods. This may be by means of suitably filtered projectors from the front or alternatively by rear projection on to some translucent material. When overlay is not required, the backing may be illuminated by light of another colour. Rearward illumination of a translucent backing with blue light results in considerably less blue rimming of the foreground subject. Future developments in the process may make increasing use of this method when studio conditions allow.

Although colour separation overlay as a process has been available to the broadcaster for many years, its full capabilities have never been fully explored and it may be interesting to consider why this is so. Day-to-day use of the system in news broadcasts involves minor additions to existing production routines; anything beyond this can involve a great deal of preparation and planning. Moreover it is by no means certain that the results will be satisfactory and there may be a good deal of time-consuming rehearsal before success is achieved. In an industry where, as elsewhere, time is money, uncertainties are anathema and there is a preference for old and well-tried methods where success is more assured.

One of the criteria involved is whether the effect is required to deceive or merely to produce a dramatic or spectacular result. In the former, success will only be achieved if the viewer is unaware of trickery and this means that a natural effect must be obtained. In the latter case however, naturalness is not essential and it will not matter if the viewer recognizes the effect as an intended gimmick.

An example of the unexplored possibilities of colour separation overlay is its use in providing a substitute for conventional scenery. An actor can be made to appear in a variety of settings obtained from still photographs or moving film which would pass for the real thing. The producer however, is unlikely to be

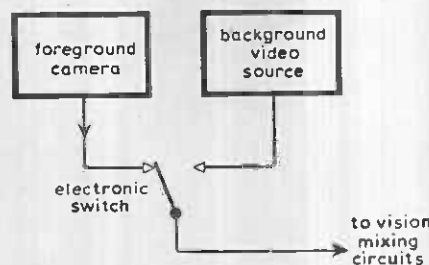


Fig. 6. Signal paths for overlaying full-size picture in part of frame.

satisfied with the single viewpoint or size of shot which is forced on him by this arrangement. For example, he would be unable to cut to another camera with a different view of his actor because, unless the scenery is very distant, it too ought to change its appearance or perspective. There would be other difficulties from a production point of view but these are beyond the scope of this article.

Colour separation overlay can be successfully used to take the place of back-projection methods where a moving background must appear behind actors who are seen riding in a train or motor-car. Once again there is a difficulty in that we expect to see such a background out of focus compared with the foreground actors. This is achieved almost automatically with back projection of film due to the rearward spacing of the b-p screen. With overlay, the moving background would, unless special methods are employed, be as sharply in focus as the foreground actors and the effect would not be completely natural.

Colour separation overlay has been more successfully employed in the field of light entertainment. It can easily provide a flying-carpet illusion, an artiste appearing with his "other self" or the turning of a magazine page to disclose a new and moving scene.

It will now have been made clear that successful use of colour separation overlay depends on a large number of factors outside the field of electronics. It is a further example of the engineer's dilemma in that, having produced a clever device he not only looks for someone to use it, but to see it achieve its full potential.

Binding WW volumes

If you wish to have your 1973 (or earlier) volume of *Wireless World* bound by our publishing company, please send it to: Press Binders Ltd, 4-4a Iliffe Yard, Crampton Street, Walworth, London SE17, with your name and address enclosed. Also, please confirm your order and send it with the remittance (£2.25 each volume plus 22p VAT, making £2.47) to IPC Electrical-Electronic Press Ltd, Binding Department, Room 11, Dorset House, Stamford Street, London SE1 9LU. Please allow us up to ten weeks for delivery.

Instruments Electronics Automation

Exhibitors, exhibition details and new products

The 10th International IEA exhibition is to be held at Olympia, London from May 13 to 17 and this year has approximately 600 exhibitors represented by over 300 companies. Opening time is from 9.30 a.m. to 6 p.m. and admission is free. The organizers of the show, Industrial Exhibitions Ltd, state that increased stand size, keen overseas interest and heavy bookings stimulate confidence that the UK's domestic troubles will not disrupt one of the electronic industry's major international events. A list of manufacturers and distributors at the exhibition is shown below. In addition to these there will be several publishers, banks and ancillary services to the electronics industry present.

AEG-Telefunken (UK) Ltd
A.E.P.—International Ltd
A.O. Smith Meter Systems UK
APT Electronics Ltd
Advance Electronics Ltd
AIL a division of Cutler-Hammer
Allotrope Ltd
Alma Components Ltd
Aluminium Industrie Vaassen BV
AMF Venner
AMP of Great Britain Ltd
Ampex Great Britain Ltd
Amphenol
Amplicon Electronics Ltd
Analog Devices Ltd
Analogic Ltd
Analytical Development Co Ltd
Analytical Measurements Ltd
Anderman & Ryder Ltd
Anders Electronics Ltd
Antiference Ltd
Appliance Components Ltd
Arca Controls Ltd
Aroelectric Switches Ltd
Arrow Hart Ltd
Aston Electronic
 Developments Ltd
Athena Semiconductors Marketing
 Company Ltd
Austen, Charles, Pumps Ltd
Automatic Oil Tools Ltd
Auxitrol Ltd
Aveley Electric Ltd

B & K Laboratories Ltd
B & R Relays Ltd
Bailey Meters and Controls Ltd
Barden Corporation (UK) Ltd
F.W.O. Bauch Ltd
Bayham Ltd
Belix Co Ltd
Bell & Howell Ltd
Belling and Lee Ltd
Bifurcated & Tubular Rivet
 Co. Ltd
Blakeborough, J., & Sons Ltd
Blundell Harling Ltd
Bofors Electronics Ltd
Bourns (Trimpot) Ltd
Bowthorpe-Hellermann Ltd
Brady, W. H., & Co. Ltd

Bristol Automation Ltd
Britec Elesta
Britimpex Ltd
British Brown-Boveri Ltd
British Insulated Callender's
 Cables Ltd
British Oxygen Co. Ltd
British Standards Institution
Brookdeal Electronics Ltd
Budenberg Gauge Co. Ltd
Burgess Micro Switch Co. Ltd
Burnt Hill Electronics Ltd
Burr-Brown International Ltd

C.G.S. Resistance Co. Ltd
C.P. Clare Electronics Ltd
Calcomp Century Data
Cambion Electronic Products Ltd
Camco Ltd
Cannon Electric (GB) Ltd
Cherry Electrical Products (UK)
 Ltd
Chinaglia (UK) Ltd
Columbia Industrial Developments
 Ltd
Computing Techniques Ltd
Controls & Automation Ltd
Cornish Sign and Manf. Co. Ltd
Counting Instruments Ltd
Coutant Electronics Ltd
Critchley Bros Ltd
Crouzet Ltd
Croydon Precision Instrument Co.
Culton Instruments Ltd

D.G. Controls Ltd
D-Mac/C.E.C. Ltd
Dana Electronics Ltd
Danbridge (UK) Ltd
Data General Ltd
Data Laboratories Ltd
Datel (UK) Ltd
Datron Electronics Ltd
Daturr Ltd
Davall, S., & Sons Ltd
Davian (Electronics) Ltd
Davy Wire & Cables Ltd
Dept. of Trade and Industry
Diamond H Controls Ltd
Digicon Electronics Ltd

DISA
Drayton Engraving & Nameplate
 Co.
Druck Ltd
Dymar Electronics Ltd

E.D. Publications Ltd
East Grinstead Electronic
 Components
Eckardt Ltd
Eicometer Instruments Ltd
Electrical & Electronic Trades
 Directory
Electrical Remote Control Co. Ltd
Electro-Match Ltd
Electronic Machine Co. Ltd
Electronic Visuals Ltd
Electronics Weekly/Wireless World
Elektromodule Co.
Elektrotechnik Export-Import
Endress & Hauser Ltd
Environmental Equipments Ltd
Erie Electronics Ltd
Esterline Corporation
Euro Electronic Instruments Ltd
Eurotherm Ltd & Chessel Ltd
Ever Ready Co. (GB) Ltd
Exel Electronics Ltd

Farnell Instruments Ltd
Feedback Instruments Ltd
Fluke International Corp
Fothergill & Harvey

G.E. Electronics (London) Ltd
Gaebridge Ltd
Gauges Bourdon (GB) Ltd
GEC-Elliott Automation Ltd
General Radio Company (UK) Ltd
GNT Automatic (UK) Ltd
Goldring Ltd
Gossen GmbH
Government of Ontario
Graham & White Instruments Ltd
Gresham Lion Group Ltd
Grundig (Great Britain) Ltd
Guest International Ltd

H.S.B. Controls Ltd

Hakuto Co. Ltd
Hartmann & Braun
Harwin Engineers SA
Haywood Electronic
 Associates Ltd
Headland Engineering
 Developments Ltd
Heidenhain (GB) Ltd
Hengstler (GB) Ltd
Heyco Manufacturing Co. Ltd
Highland Electronics Ltd
Hollingsworth Terminals Ltd
Huber, J. J., Ltd
Hunter Equipment Sales Ltd
Hymatic Engineering Co. Ltd



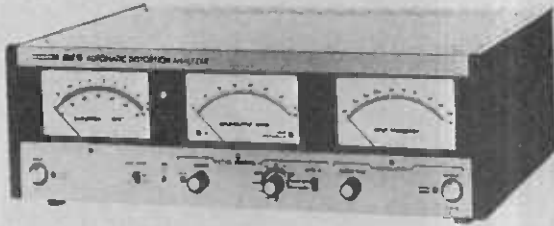
IMO Precision Controls Ltd
ISA Controls Ltd
IVO Counters Ltd
Imhof-Bedco Ltd
Impectron Ltd
International Rectifier (GB) Ltd

Jermyn Group
Juniper Journals Ltd

KDG Instruments Ltd
Keithley Instruments Ltd
Kelor Ltd
Kerry Ultrasonics Ltd
Keypress Relays Ltd
Kirsten, G. & A., Ltd
Kistler Instruments Ltd
Klippon Electricals Ltd
Kollmorgen (Ireland) Ltd
Kovo Foreign Trade Corp

Labhire
Lambda Electronics
Landis & Gyr Ltd
Lectromec Controls Ltd
Leeds & Northrup Ltd
Lemo (UK) Ltd
Lewell Electronics Ltd
Licon Electronics Ltd
Limrose Electronics Ltd
Linseis GmbH
Linton Laboratories Ltd
Littelfuse (GB) Ltd
Litex
Lloyd, J. J., Instruments Ltd
Lloyds Bank Ltd
Lock, A. M., & Co. Ltd
Lucas Electrical Co. Ltd

Mangood Ltd
Markem (UK) Ltd
Markovits, I., Ltd
Measurement Technology Ltd
Medelec Ltd
Mercury House Publications Ltd
Mesucora
Methrothermo-Salter



International Instruments will be showing the new Radiometer type BKF10 distortion analyzer. Designed as an integrated test system for audio equipment, its readouts include percentage distortion, frequency and signal-to-noise ratio. A self-contained sweep system allows amplitude response to be plotted (top left).

Allied International are expected to have the Electrovert "Minipak" automatic wave-soldering machine on view (bottom left).

Type BR100 d.c. resistance bridge from J. J. Lloyd Instruments will grade resistors into pre-set bands with 20 p.p.m. accuracy (above).

Metronex Foreign Trade
Enterprise
Micro Consultants Ltd
Midland Bank Ltd
Miles Hivolt Ltd
Miles Roystone Ltd
Milton Ross Co. Ltd
Mine Safety Appliances Co. Ltd
Mitsui Machinery Sales (UK) Ltd
Monsanto
Montford Instruments Ltd
Morgan Grampian
(Publishers) Ltd
Muirhead Ltd

National Economic Development
Office
National Westminster Bank Ltd
Newport Instruments Ltd
Nombrex (1969) Ltd
C.A. Norgren Ltd
Normalair-Garrett Ltd
Northover Process Services Ltd
Novomic Nixon

Orbit Controls Ltd
Ormandy & Stollery
Oxy Fluid Control

P.S.B. Instruments Ltd
P.S.I. Ltd
Pell, Oliver, Control Ltd
Pepperl & Fuchs Ltd
Pardix Components Ltd
Permanoid Ltd
Plasmoulds Ltd
Polkinghorne Industries Ltd
Portescap (UK) Ltd
Printed Motors Ltd
Proper Equipment
Prosser Scientific Instruments Ltd

Pye of Cambridge Ltd
Pye Switches Ltd
Pyle-National (UK) Ltd
Pyrotex Ltd

R.K.B. Precision Products Ltd
Racal Electronics Ltd
Radiatron Components Ltd
Rayleigh Instruments Ltd
Redpoint Ltd
REL Equipment & Components
Ltd
Rendar Instruments Ltd
Research Instruments Ltd
Reyrolle Parsons Ltd
Rilton Electronics Ltd
Rivoir, Carl. & Co.
Rochester Instrument Systems Ltd
Rosemount Engineering Co. Ltd
Ross, Courtney & Company Ltd
Roxburgh Electronics Ltd

S.I.M.A.
Saft (UK) Ltd
Sangamo Electric Ltd
Sangamo Weston Ltd
Scama Ltd
Scientific Optics Ltd
Scopex Instruments Ltd
Seallectro Ltd
S.E. Laboratories (EMI) Ltd
Semiconductor Specialists (UK)
Ltd
Semikron (UK) Ltd
Semra Benny (Electronics) Ltd
Sensors & Systems Ltd
Shackman Instruments Ltd
Siemens Ltd
Sifam Electrical Instrument Co. Ltd
Sintrom Electronics Ltd
Smiths Industries Ltd

Solidev Ltd
Souriau (UK) Ltd
South London Electrical Equipment
Co. Ltd
Spear Engineering Co. Ltd
Special Products Distributors
Ltd
Sperry Vickers
Sprague Electric (UK) Ltd
Standardgraph Sales Co. Ltd
Stanleys (Stratford) Ltd
Superior Electric Nederland BV
Surrey Steel Components Ltd
Swarovski, D., & Co.
Swissap/Swiss Assembly Products
Symonds, R. H., Ltd
Symot Ltd
Systems & Electrical Supplies Ltd

Tape Recorder Spares Ltd
TEC (UK)
T.E.M. Sales Ltd
Teledyne Philbrick
Telford Development Corp
Texas Instruments Ltd
Texcel Electronics Ltd
Texscan Instruments Ltd
Thermo Electric International Ltd
Thomson-CSF
Thorn Electrical Ltd
Topper Cases Ltd
Torin Corporation
Tracor Great Britain Ltd
Transitron Electronic Ltd
Transradio Ltd
Trumeter Co. Ltd
Turner, Ernest, Electrical
Instruments Ltd

Uniform Tubes Inc.
Unimatic Engineers Ltd

V-F Instruments Ltd
Varta (GB) Ltd
Vega-Grieshaber KG
Vero Electronics Ltd

Watesta Electronics Ltd
Watson's Anodising Ltd
Waycom Ltd
Wayne Kerr Co. Ltd
Weir Electronics Ltd
Weller Electric Ltd
Wessex Electronics
West Hyde Developments Ltd
Weyfringe Ltd
Whiteley Electrical Radio Co. Ltd
Willsler & Quick Ltd

Z & I Aero Services Ltd
Zettler UK Division

Traffic information broadcasting in West Germany

by R. C. V. Macario, B.Sc., Ph.D., M.I.E.E.

University College of Swansea

The use of v.h.f. car radios with tone decoders will provide varying degrees of automatic traffic information reception. The system illustrates the use of digital techniques within the accepted type of analogue modulation.

The *Wireless World* a few months ago surveyed some of the possibilities of broadcasting traffic information to the motorist and outlined the principal factors which lay behind various proposals. Since that time tests by the European Broadcasting Union have led to the recommendation of the ARI² (auto-motive radio information) system conceived by Blaupunkt in W. Germany. This system has been undergoing steady development over the last few years so that tests of the system are at a very advanced stage and not confined to small areas or a single town, but indeed cover the whole of W. Germany.

The writer had the opportunity to try the system quite independently with a current v.h.f. car radio and a fully developed ARI adaptor—which will be described—fitted as a normal car radio installation. The unit was used across part of Europe and listening tests were favourable, as indeed the EBU's must have been.

The techniques³ behind the system are of special interest as the system makes use of digital techniques within an essentially analogue system. This move towards digital techniques in domestic systems will doubtless show a marked increase in the near future.

The system

The aim of the Blaupunkt v.h.f. radio system is to make use of the existing network of v.h.f. transmitters and appropriate car radios in the country wishing to introduce an ARI system. When an existing v.h.f. transmitter is adapted for the system, it is called a *traffic information station*. Because there is usually more than one programme in any regional area of a country, not every transmitter need be allocated, and in West Germany the allocation is about one in three. Short regional traffic information messages are then broadcast by these stations, as the need arises. The station is also identified by its transmission of the third harmonic of the 19kHz v.h.f.—

f.m. stereo pilot tone, namely 57kHz (see Fig. 1) which can also be amplitude modulated in the manner described below. The additional tone does not cause interference with stereo transmissions. This identifying signal enables the traffic information station decoder attached to a v.h.f. car radio to recognize such stations. We then have the following choices:

1. At home, no changes to the programmes are apparent, except that one knows one's local traffic information station, and can receive so-called strategic traffic information.
2. In the car, with a "decoder", one can recognize traffic information stations in all regions, but has still a free choice of listening.
3. The additional transmitter identifying signal enables automatic functions to be introduced for the motorist, some of which will be referred to.

A great deal of discussion on all the possibilities of this scheme is possible, but probably sufficient has been said so far to give at least the general idea on the system aims.

Transmitter modifications

The principal modifications to the existing v.h.f. transmitter which is to be marked as a traffic information station are sketched in Fig. 2 and are:

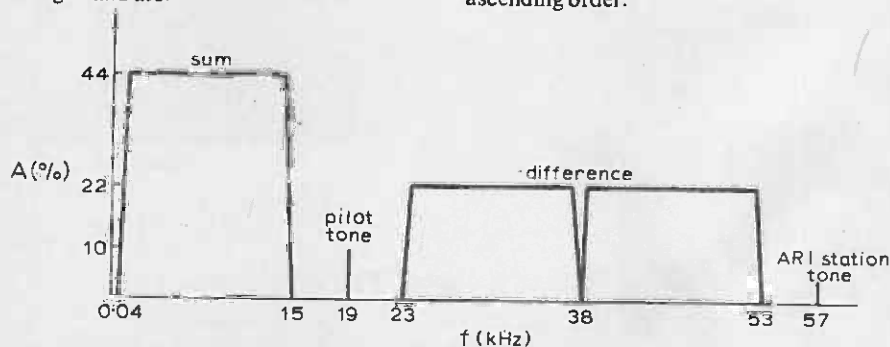


Fig. 1. Modulation spectrum of v.h.f.-f.m. stereo transmitter with traffic information pilot tone.

- The 57kHz pilot tone.
- Additional l.f. amplitude-modulation tones, obtained by division of the 19kHz pilot tone.
- A traffic information desk microphone which switches on the l.f. tones when it is in circuit.

The tones, A, B, C, D, are called "regional tones". Although four are shown, there could be more or less. A transmitter in region A would use the A tone, marked as 23.75kHz, a transmitter in region B would use the B tone, etc. The additional tone, marked DK (125Hz) from the German *Durchsagekennung* which has been translated as "message only marking", is an additional identifying signal from the transmitter which enables the car radio decoder to do more than just listen. The DK tone modulation depth is kept to half that of the principal regional tone, which allows a 57kHz modulation depth of up to 60% without the likelihood of over modulation. The DK tone cannot interfere with the programmes, as it only appears during a traffic information broadcast.

Vehicle decoder

This is an optional extra to the car radio, but is of course the extra which provides the service the system is designed for. The following levels of sophistication exist, in ascending order:

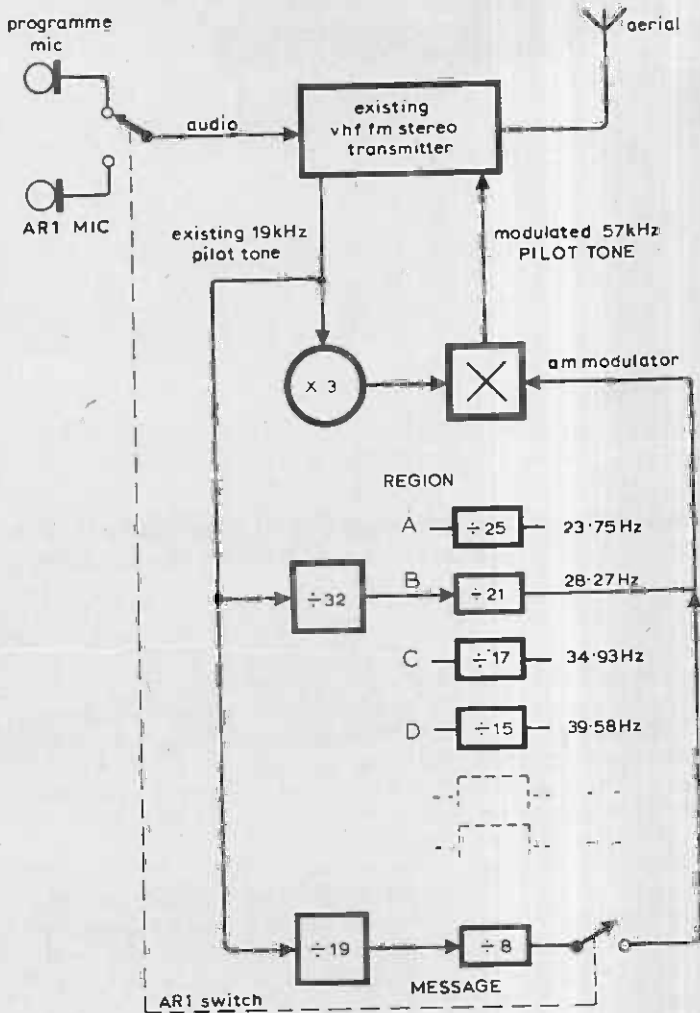


Fig. 2. Traffic information station transmitter showing additional circuits.

1. Station indication only. The decoder indicates which stations being received are traffic information stations by recognizing the 57kHz identifying signal.
2. Regional station indication. The decoder will recognize only stations on a regional basis, by recognizing the 57kHz signal and the regional modulation tone.
3. Regional indication and message only. In addition to recognizing stations the decoder controls the audio output of the existing radio so that only traffic messages are heard.
4. Automatic set tuning, regional station recognition and message handling. In addition to all the recognizing, etc., automatic returning of the receiver for the purpose of the message is possible.

The first three levels are operated by the available demodulated f.m. signal (audio prior to de-multiplexing). The last system with automatic retuning of the receiver requires "access to the set", and is somewhat beyond the principle of an adaptation of an existing receiver, but does illustrate the sophistication which can now be offered to the driver of a vehicle.

Decoder electronics. The electronics used in the system is interesting in the fact that the decoder needs to recognize low frequency tones fairly rapidly, and reliably. We shall consider a specific decoder which is particularly illustrative, namely the station/region/message type; system 3. A photograph of such a decoder is shown as Fig. 5. The general structure of the decoder circuit is shown in Fig. 3, and this demonstrates the action the unit provides.

For example, by means of a tape recording outlet, the existing audio in the receiver is diverted through the decoder and the audio switch (the unit marked in Fig. 3). Depressing switch "RD" of the push buttons keeps the switch on and the radio works normally. Depressing the switch "SK" (traffic information station), means that the receiver only operates when a traffic information station is received (because of the 57kHz).

Depressing instead a regional button, "A" for example, means the switch only operates when the selected regional station is tuned in. In other words the receiver is muted except when the driver tunes into an appropriate station. This action requires the rapid response action just mentioned, because the audio needs to come "alive" as the set is tuned. The indicating lamp on the decoder also helps here, and also a.f.c. on the receiver is assumed. On the other hand the system acts as a tuning aid to the driver, especially in a congested v.h.f. spectrum.

The final sophistication in this system is when button DK is depressed. This holds off the audio, even in the presence of the 57kHz and the regional tone, until the 125Hz message tone appears. The car radio will then only apparently turn on during a traffic information message.

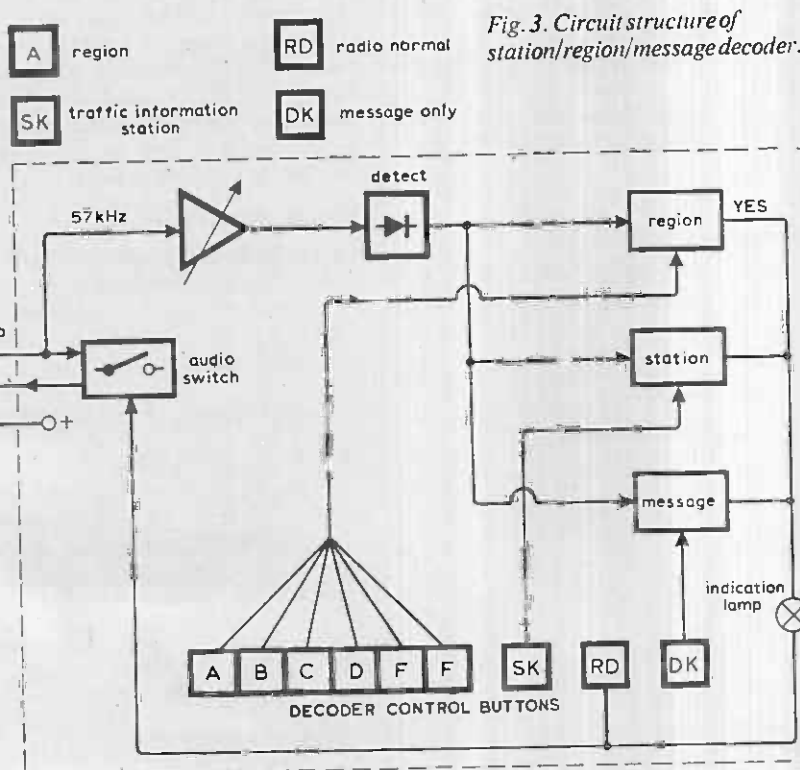


Fig. 3. Circuit structure of station/region/message decoder.

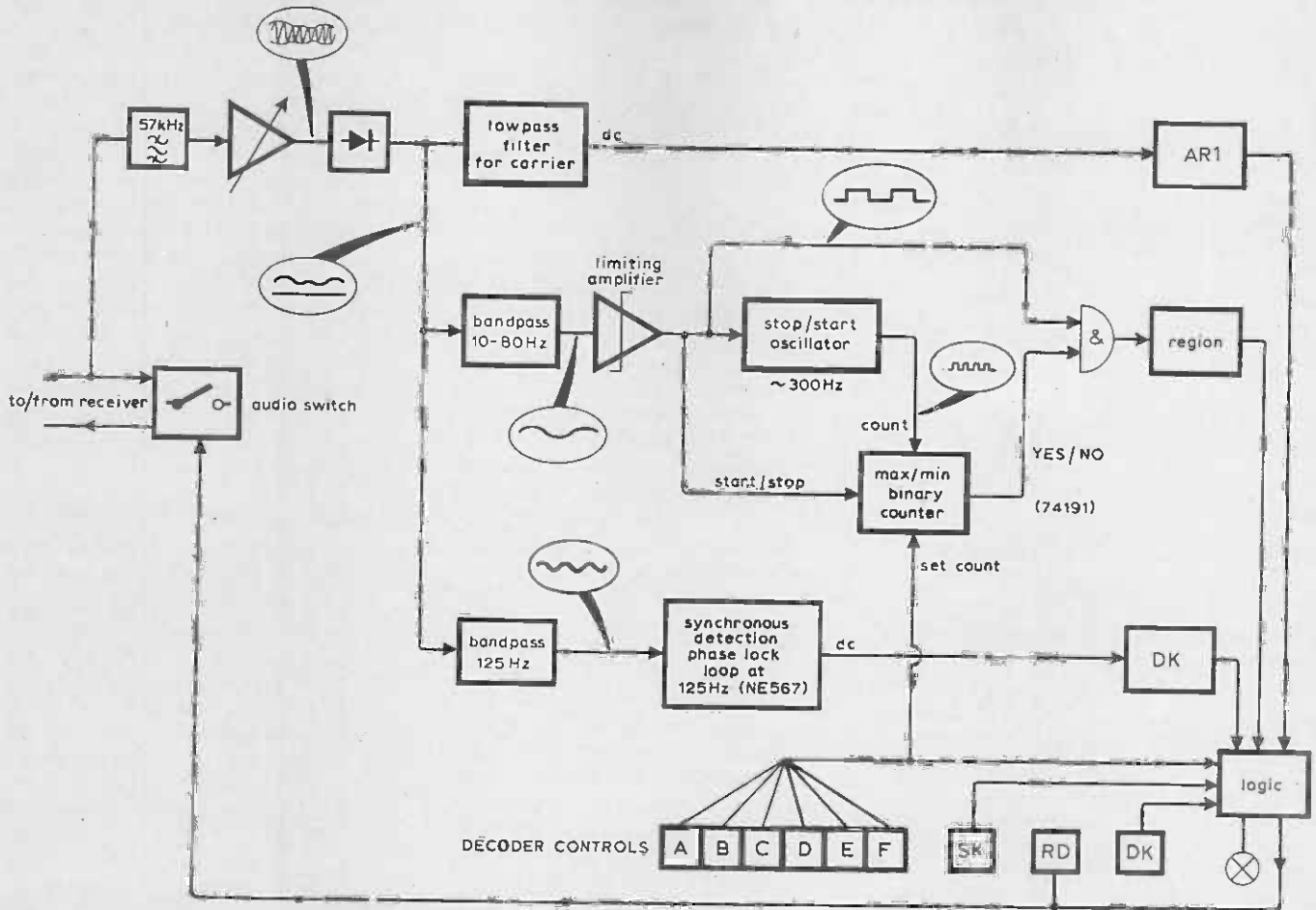


Fig. 4. Functional organization of the decoder circuits.

A more detailed diagram of the arrangement for this type of decoder at the present time is shown as Fig. 4. Apart from the logical connections, three main paths are evident, which clearly look for the three main indication signals from the traffic information transmitter, namely (i) the 57kHz pilot tone, (ii) the regional modulation tone in the range 20-60Hz, and (iii) the message tone of 125Hz.

The 57kHz tone is conventionally filtered and envelope detected, and will light the indicator lamp with either the RD, or the SK button depressed. The modulation tones are also obtained from the envelope.

The regional tone signal, if selected with a normal active tuned circuit or with a narrow band phase-lock loop, would have a response time which would be too long to enable the tune-in feature described above to be used. For instance, the response time in the worst case could be of the order of 0.5s. which is far too long. To overcome this problem a digital technique is used, as indicated in Fig. 4 which can be explained as follows. The regional modulation tone is pre-selected in an active bandpass filter covering the possible regional frequencies which are in the band 23.75 to 53.98Hz in the existing West German scheme. The resulting sine wave is then sharply limited to form a square wave at the tone frequency. The positive going edge, say, is then used to start a square wave oscillator running at

some six to ten times faster than the input tone. The number of oscillations within half a regional tone period are counted. This count is at the same time compared to a preset count set by the regional button, A, B, . . . , etc. If the two counts are equal at the end of one half period a "yes" is registered, by which means the frequencies can be discriminated. In other words the system acts as a frequency discriminator with a response time of the order of one waveperiod of the frequency being selected, in this case a few tens of milliseconds, which of course is very much shorter than the fractions of a second referred to earlier. Since the modu-

lation tones and the transmitter pilot tones are exactly synchronous, it is possible, by using techniques similar to that just described, to signal a very large number of tones with equally rapid unambiguous recognition.

The selection of the message tone of 125Hz uses a synchronous detecting phase-lock loop. This gives a better performance with regard to signal-to-noise ratio at the expense of slower acquisition. For instance, the message tone only appears during a message, and not during a tuning operation; also it is at a lower level of modulation and is the most likely tone to be subject to inter-modulation by the message speech.

The unit shown as "logic" carries out the operation of turning the "ARI" light on at the right time, and operating the audio switch according to the control button positions.



Fig. 5. Station/region/message ARI decoder connected to v.h.f. stereo receiver.

References

1. "Traffic Information Broadcasting", *Wireless World*, p. 238, May 1973.
2. Sandell, R. S. "The Broadcasting of Traffic Information to Road Vehicles", I.E.E. Elec. Div. Lecture, November 16, 1973.
3. Information made available by the management of Blaupunkt-Werke GmbH, Hildesheim, W. Germany, and the Institut für Rundfunktechnik, Hamburg.

World of Amateur Radio

V.h.f./u.h.f. notes and news

The remarkable tropospheric ducting conditions on January 19-21 brought "wide-open" band conditions for many amateurs using v.h.f. and u.h.f. bands and resulted in what was probably the first contact with this mode between England and Austria at a frequency above 1GHz when G4BEL and OE2OML made contact on the 23-cm band over a distance of 640 miles. Other examples were the exchange of slow-scan television pictures between several British and West German amateurs on 144MHz at distances up to about 550 miles; there were many 144MHz contacts southwards to Spain and eastwards to Poland. An analysis published by Professor Walter Dieminger, DL6DS of the Max-Planck-Institut für Aeronomie, of atmospheric conditions over Berlin shows a pronounced inversion at heights of about 3km on the 19th, dropping to about 1km on the 20th and 21st and then gradually rising again. British amateurs must envy the frequent tropo ducting conditions that exist in such areas as the eastern Mediterranean providing excellent paths, for example, between Cyprus and Israel.

On the 13-cm band (2304MHz) two Czechoslovakian stations (OK1WFE and OK1KIR) have made contact over a distance of 243km; OK1WFE uses a 0.8-watt transmitter, a receiver with Schottky diode mixer and a 1.8-m parabolic dish aerial.

The GB3VHF beacon station at Wrotham, Kent has changed frequency to 144.15MHz in accordance with the new band plan.

Sic transit gloria DX?

Activity on h.f. bands recently underlines the steady reduction in m.u.f. as we approach another sunspot minimum. 14MHz has been closing early and on many days 21MHz opens only for north-south paths.

Recently Katashi Nose, KH6IJ of Hawaii has written nostalgically in *CQ* of long-distance working on the h.f. bands in the thirties: "Time was when skill, know-

how, luck and patience were the hallmarks of a DXer. Today I'm afraid it is who you know and how much you can buy. Organized DXing (expeditions, special schedules etc) as we know it today is a postwar phenomenon only 25 years old. The 'golden age of DX' was 1934 to 1939—AC4YN from Lhasa, Tibet, ON4CSL 'the voice of the Belgian Congo'—such things as 11-year cycles had not yet been conceived. ZS2A was S9 on 7MHz. There was no pressure, stations were there for the digging—none of the pettiness and snarling; characteristic of the phone bands today. If someone stole your DX from under you, you admired his skill, but then most of the serious DXing was done by c.w."

He continues: "I remember August 31, 1939 very well. I worked Europeans never before possible from Hawaii. DX was never the same after that. After the war—the day of the manufactured contact and the Master of Ceremonies had arrived."

Most active h.f. amateurs, even though they may not agree that pleasant DXing died as early as 1939, will understand the sentiments of KH6IJ. Perhaps one of the reasons was the introduction after the war of "single-channel" working where everyone knew the frequency on which the distant station would be listening—a very effective system when there is no great competition to work a particular station but leading to anarchy when a rare call-sign appears.

Top band activity

Despite the general belief that low sunspot activity always means good conditions on 1.8 and 3.5MHz, Stewart Perry, W1BB does not rate the 1973/74 Top Band season as good as the year before and reports very variable conditions. Nevertheless by January 31 he had worked 32 countries compared with 30 the year before. In his "Bulletin" he reports that Phil Ashton, G3XAP has now completed his "worked all continents" but contacting VK6HD after two years of effort with 9 watts input: now he intends trying to do it all again but this time with 5 watts. Many amateurs must have envied the aerial system at W2WLN/2 during ARRL 1.8MHz tests: a $\frac{1}{4}$ -wave insulated vertical with 300-ft radials every 3 degrees (120 radials) and two Beverage aerials 1000ft long towards Europe and terminated in a 120-radial earth. Apparently this is a United States Coastguard centre used to test Loran-A transmitters. F. J. ("Dud") Charman, G6CJ has an interesting theory that at the critical sunset/sunrise periods, ionospheric tilts can produce conditions where signals arrive at significantly higher angles than at other times and that when this happens dipole type aerials can be more effective than long-wire aerials designed for low-angle reception. He believes this applies to most h.f. bands but that these periods of "focusing" with the ionosphere tilted from a lower (day) height to the higher (night) height are quite short.

Marconi centenary

Guglielmo Marconi is on record as saying: "You know I have always considered myself an 'amateur'" and once wrote in *Wireless World* "I consider the existence of a body of independent and often enthusiastic amateurs constitutes a valuable asset towards the further development of wireless telegraphy". To mark the centenary of his birth a special amateur station, GB2MT, operated from April 25 to 28 from the house at 71 Hereford Road, Bayswater, London, where Marconi lived from 1896 to 1897; it used 3.5, 14 and 21 MHz s.s.b. Italian amateurs have been operating a centenary station, I14FGM, from near Bologna, Italy where Marconi was born on April 25, 1874.

Amateur growth continues

Amateur radio licences in the UK at the end of 1973 totalled 23,779, representing an increase of 1,692 during the year. Since most of the mobile licences are held by amateurs also holding a fixed station licence the total number of British amateurs was about 19,500. The Class B licences (v.h.f./u.h.f. telephony only) continue to increase more rapidly than the long-established Class A licences, although the rate of increase was a little less in 1973 than in 1972.

	end-1971	end-1972	end-1973
Class A	14,065	14,462	14,930
Class B	3,012	3,718	4,328
Class A/mobile	2,666	2,854	3,081
Class B/mobile	545	826	1,176
Amateur television	214	227	254

It would be interesting to know the age distribution of people taking out a licence for the first time: there is a general belief that the hobby is attracting fewer youngsters. One indication is that although RSGB membership has remained roughly the same during the 1970s (about 16,500), associate membership (mostly youngsters) has dropped from about 1,500 to just over 1,000.

In brief

The annual convention of the Northern Radio Societies' Association is being held this year on Sunday, May 12 at the Belle Vue Pleasure Centre, Manchester . . . Other mobile rallies during May include: May 5 Spalding Tulip-time rally at Surfleet; May 12 South Leicestershire at the Westfield Activity Centre, Hinckley; May 19 Northern mobile rally at Victoria Park Hall, Keighley; May 26 Hull mobile rally at Bishops Burton . . . The annual reunion of RAOTA (Radio Amateur Old Timers' Association) is on May 17 at the Bonnington Hotel, Southampton Row, London WC1 . . . GB2ITU will operate May 9 to 19 from Tonbridge School . . . The third convention of the British Amateur Radio Teleprinter Group is on Saturday, May 18 at the Village Hall, Meopham, Kent . . .

PAT HAWKER, G3VA

Alarm circuits

Sensing, processing and indicating

by J. Carruthers, J. H. Evans, J. Kinsler and P. Williams

Paisley College of Technology

As well as introducing series 13 of Circards this article touches on the concept of data domains

In this topic the viewpoint changes. Previously in Circards, circuits have been described as separate entities, with the articles laying a foundation, and the cards showing the practical alternatives. The dilemma is that the title used here, though commonly applied to the topic, can be misleading. This is because so many "alarm circuits" have several identifiable sub-sections each of which can be readily classified under headings such as those of previous series e.g. Schmitt trigger and astable circuits. Even heading this article "Alarm systems" might confuse since it could convey the idea of a conglomeration of alarms.

A typical alarm arrangement is shown in block diagram form in Fig. 1. An alarm signal is required from some output transducer when the signal from an input transducer indicates a particular fault condition. The intervening blocks are required to process the signal representing the fault condition, to detect a particular voltage/current level which is an analogue of the input parameter, and to deliver power to the output transducer. Before considering each of these sub-sections individually, there is a general principle which can be very helpful in considering such systems—the concept of data domains.

Data domains

Information on physical systems is obtainable in the form of physical quantities such as force, distance, energy. The required information may often have to be obtained by monitoring some more complex property involving a function of the more common parameters. In few cases is the information in such a form that it can be conveyed and displayed directly. It has to be transmitted through some medium or series of media first. To the practising engineer the medium is not the message but rather the barrier that hinders the appearance of that message.

In passing through these media the information takes on new forms or dimensions. For each new set of dimensions we may postulate a domain in which the data exists. Within that domain there may take place further conversions without going outside the domain. Thus the first main division is between inter-domain and intra-domain conversions. The division is arbitrary

since the selection of domain interfaces is arbitrary. One possible division is discussed below but readers may have their own ideas on this.*

For the purpose of this article, the domains are determined by the following considerations: is the data (a) continuous or discontinuous and (b) instantaneous or not. These conditions applied to electrical phenomena provide us with four domains. In addition there is the much larger physical domain (*P*) containing all non-electrical data. For other disciplines it is this domain that would be sub-divided into more convenient packages, as for example the heat/light/sound divisions of physics. The electrical domains are thus

	Instantaneous	Non-instantaneous
Continuous	<i>A</i>	<i>t</i>
Discontinuous	<i>D_p</i>	<i>D_s</i>

An *A* or amplitude function e.g. voltage/current/resistance, is an electrical signal precisely and continuously related to some other function which may or may not be within the *A* domain itself. It has an instantaneous value which is a measure of some property of the unknown. An example is the electrical resistance thermometer where the resistance (*A* domain) is a continuously variable function of the instantaneous temperature (*P* domain) i.e. a *P-A* domain conversion occurs.

A *t* function is also continuously variable, but to represent the data a finite time must elapse i.e. it is not instantaneous. This property should not be confused with the finite delays imposed by the physical limitations of systems, which prevent the instantaneous change in an *A* function. A *t* function will have corresponding delays in responding to changes in the data, but even with a fixed input requires a finite time to complete the conversion. An example is an oscillator

whose frequency is proportional to a voltage. To determine that frequency at least one period must elapse (often many) and the data conversion is non-instantaneous. Such a voltage-controlled oscillator is performing an *A-t* conversion, the amplitude of the output waveform being irrelevant as all the data resides in the time-function.

Conversions may take place through more than one domain, and the shortest route in a system is not necessarily the best. If we wish, for example, to convert from temperature to frequency (a *P-t* conversion) we can do so by constructing an oscillator whose frequency is temperature dependent†, or we can use a thermocouple to generate a direct voltage that, amplified, controls a v.c.o. The latter can be considered as a *P-A-A-t* conversion with the voltage amplifier being an *A-A* converter i.e. input and output both existing in the amplitude or *A* domain. Better linearity of frequency against temperature could be achieved in this second approach.

Where the data is required in digital i.e. discontinuous form, a similar distinction can be made as to whether the data appears simultaneously at input and output (within the delay constraints mentioned above) or whether a finite time is required for the data conversion. The two categories resulting are the parallel and series modes respectively (*D_p* and *D_s*). They may also be thought of as a spatial and temporal ordering of the data—a pulse train representing the data in serial form conveys that information correctly regardless of the frequency if the order pattern is correct. In a digital voltmeter the data might be converted into serial form following an initial voltage-to-

*This approach was prompted by the excellent book "Digital Electronics for Scientists" by Malmstadt & Enke (Benjamin) which proposed a slightly different division.

†This can also be considered as a hidden form of *P-A-t* conversion since the temperature affects some *A* parameter such as *R*, *C* etc.



Fig. 1. Typical alarm circuit with input and output transducers.

frequency/time conversion, while it would be stored and displayed in parallel form. The data domain conversion pattern would then be $A-I-D_p-D_p$.

Within each domain, there may be a great variety of possible forms for the data, and multiple conversions can and do take place. Even a "simple" amplifier may have individual stages best viewed as $V-I$ and $I-V$ converters, while a voltage amplifier can be regarded as a $V-V$ converter.

Transducers

These are the interfaces between the physical (P) and electrical domains (A, I, D_p, D_s). The range and variety is too large to cover in such an article as this, but some obvious examples are worth discussing. If an electrical conductor is subject to temperature variations its conductivity will vary. For metallic conductors the temperature coefficient of resistance is normally positive and the characteristic is sufficiently well-defined to allow precision thermometers to be based on it (platinum resistance thermometers). For semiconductors the coefficient may be negative or positive and of much greater magnitude though generally less well defined. This makes devices such as thermistors, which depend on this property, particularly useful in alarm circuits as a relatively sharp transition takes place in the resistance value and switching of a load is simplified.

If such a resistance which depends on a physical parameter is incorporated in a bridge circuit (Fig. 2) then by suitable selection of the other resistors the critical resistance value of the transducers may be made to correspond to the bridge balance point. Any high gain differential input amplifier may be used to detect this change of polarity about the balance point, providing a large output swing. Addition of positive feedback provides hysteresis, minimizing the output switching that would occur from noise or other stray input signals, when close-to-balance comparators or general-purpose

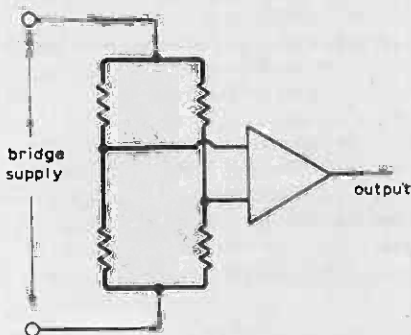


Fig. 2. Bridge circuit for including a sensing resistor.

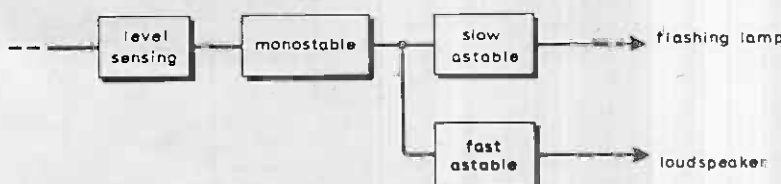


Fig. 3. Arrangement for operating a lamp and/or loudspeaker.

operational amplifiers may be satisfactory in such applications.

Other physical parameters may affect the resistance of particular conductors and semiconductors. For example a polycrystalline film of cadmium sulphide in darkness has a very high resistance ($> 1M\Omega$), while exposure to sunlight may drop that resistance to a few hundred ohms. Where the changes are as extreme as this, the variable resistance could simply be placed in series with a supply voltage and the load to provide a direct if somewhat imprecise alarm.

Other semiconductors when exposed to particular gaseous impurities show similar large variations in resistance and are now used in gas and smoke detectors, though they require a separate power source to raise their operating temperature. Even the basic resistance thermometer mentioned above can be adapted to detect other physical parameters; for example the flow of air or other fluid across a heated filament removes the heat more rapidly causing the resistance to fall. Thus detection of fluid velocity is a possibility.

Other transducers give a voltage or current that is a function of a physical parameter; the e.m.f. of a thermocouple and the current flow in a reverse-biased photodiode are examples. Yet others may involve the variation of electrical parameters such as capacitance or inductance, coupling between coils, etc. In such cases a common alternative to the bridge technique, still viable with the substitution of a.c. drive to the bridge, is to make the frequency of an oscillator depend on the variation of the reactance used, and follow the oscillator by some form of frequency-sensitive switch.

Following the input transducer the signal may need to be amplified, filtered or modified (domain conversion of some form) in some signal-processing stage prior to being fed to a level-sensing stage. In some cases the two functions can be combined, as operational amplifiers having very high gain can suffice. If the output of the level-sensing device is insufficient in magnitude to drive the required load then a further power stage may have to be substituted (Fig. 1).

Additionally it may be required to cause this output signal to be an audible tone or an interrupted voltage for flashing a lamp. Either case could require an astable oscillator or similar form of generator (Fig. 3). A monostable circuit may be interposed to delay the onset of the alarm output for some period after the appearance of the fault signal and logic gating would be added in more complex systems to generate alarm outputs that depend on a particular combination of input parameters.

Thus most alarm systems can be broken down into simpler blocks and the block diagram of a burglar alarm could be iden-

tical with that for a circuit intended to sense icy conditions on a road. By appreciating and making use of this principle, it is often possible to make very economical designs of alarm circuits by adapting the best individual blocks from previously published alarm circuits. The major design problem is then that of making the blocks compatible in respect of supply voltage load requirements and the like.

Titles of cards in Series 13 are

Flame, smoke and gas detectors
 Bridge circuits
 Time delay and generator circuits
 Level sensing and load driving
 Application of 555 timer
 Frequency sensing alarm
 Digital alarm annunciators
 Filament lamps and relays
 Signal domain conversion
 Pressure, temperature and moisture-sensitive alarms
 Security, water level and automobile alarms
 Electromechanical alarms

How to get Circards

Order a subscription by sending £9 (U.K. price; £10.50 elsewhere) for a series of ten sets to:

Circards
 I.P.C. Electrical-Electronic Press Ltd
 General Sales Dept.
 Room 11
 Dorset House
 Stamford Street
 London SE1 9LU

Specify which set your order should start with if not the current one. One set costs £1 U.K. and £1.15 elsewhere, postage included.

Cheques should be made payable to I.P.C. Business Press Ltd.

Topics covered in Circards are

- 1 active filters
- 2 switching circuits (comparators & Schmitts)
- 3 waveform generators
- 4 a.c. measurement
- 5 audio circuits (equalizers, tone control, filters)
- 6 constant-current circuits
- 7 power amplifiers (classes A, B, C, D)
- 8 astable circuits
- 9 optoelectronics: devices and uses
- 10 micropower circuits
- 11 basic logic gates
- 12 wideband amplifiers
- 13 alarm circuits

Subsequent issues will cover digital counters and pulse modulators. Introductory articles in *Wireless World* indicate availability of Circards, which are normally ready for despatch on the 14th of the month, and the Circard concept was outlined in the October 1972 issue, pages 469/70.

An f.e.t. curve tracer

Concluding part of a sixth-form project

by L. G. Cuthbert

Queen Mary College, University of London

It is usually easier to build and test an electronic system as a series of blocks. Each can then be built, connected to the previous one and tested before the following one is added. Furthermore, the use of such blocks does illustrate the concept of the curve tracer as an electronic system.

Circuit description

Ramp generator. The basic ramp is obtained by forming a relaxation oscillator (Fig. 7), with R_3 , C_1 and unijunction Tr_1 . As explained in the system considerations, it does not matter that the ramp is an exponential rather than a linear function of time, but excessive non-linearity does mean that some parts of the trace would be much brighter than others. The potential divider R_1 , R_2 is therefore used to reduce the voltage on base 2 of the unijunction, thus reducing the firing voltage.

The IC_1 is used to separate those parts of the ramp above and below zero thus producing the triggering and clipped-ramp waveforms at the two outputs. A small amount of gain is used on this amplifier to keep the voltage swing to about 12V and the amount of clipping is controlled by preset resistor R_{13} which shifts the signal, before separation, by a variable amount. Since the amplifier is used in its inverting stage IC_2 is used to reinvert and produce a positive going ramp. Similarly, the common-emitter stage (R_7 and Tr_2) is used to reinvert the triggering part of the waveform. Since a fairly low-value base resistor (R_7) is used, the transistor is easily saturated and a fairly square pulse is produced.

Switch S_1 enables the drain voltage to be held at a constant value of about 11–12V so that the current amplifier can be calibrated. This is explained later.

Current sense amplifier. Drain current passing through the 100 Ω resistor R_{14} (Fig. 8) develops a small voltage across it, proportional to the current. This is amplified by a difference amplifier to give the y output (drain current) for the oscilloscope. Preset resistor R_{19} enables the output voltage to be conveniently related

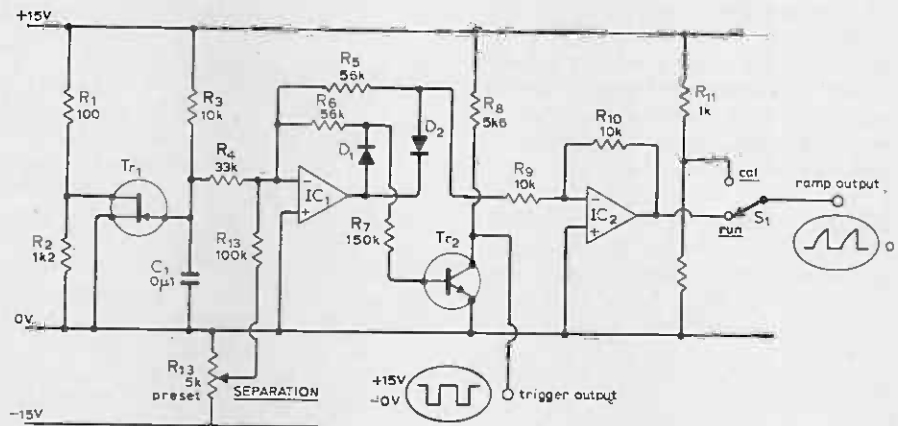


Fig. 7. Circuit diagram of the ramp generator.

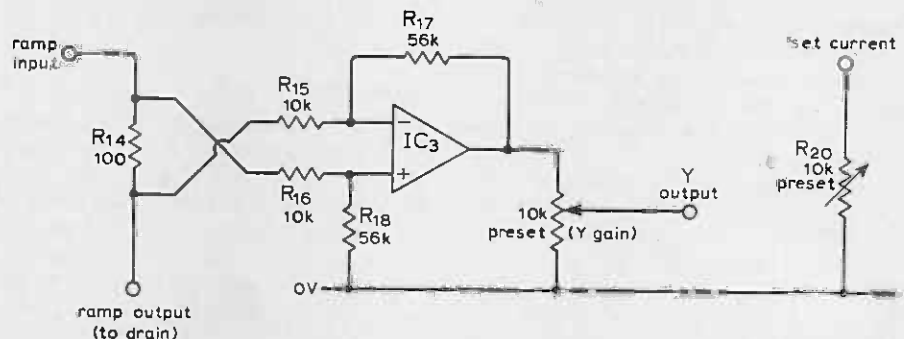


Fig. 8. Current sense amplifier.

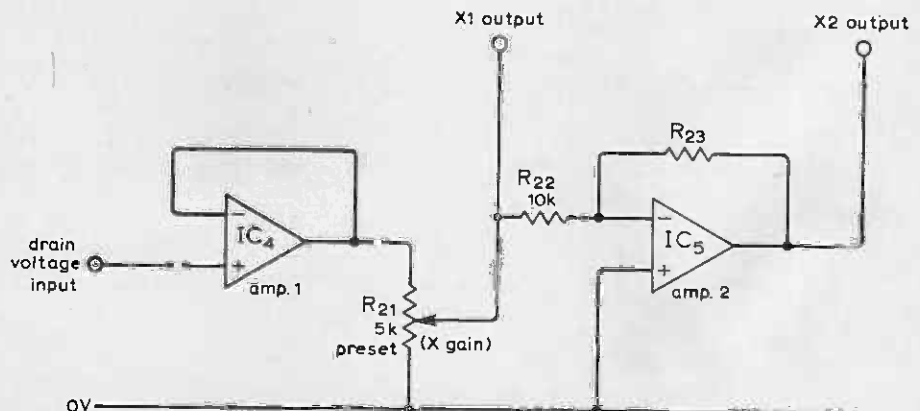


Fig. 9. X-voltage amplifier.

to the drain current. A value of 200mV/mA is quite suitable.

To calibrate this output, the switch on the ramp generator is set to the "cal" position and its output connected to the input side of the series resistor (R_{1j}). The other side (drain terminal) is connected through a milliammeter to R_{20} which is varied until a current of about 5mA is obtained. Adjustment of R_{19} until the output voltage is 1V will give a calibration of 200mV/mA.

X-output amplifier. The x-axis of the display is the drain voltage so this circuit (Fig. 9) is simply a non-inverting buffer amplifier (to take negligible current) connected to the drain terminal. Preset resistor R_{21} is used to enable a suitable calibration of the x scale to be obtained.

Unfortunately, while a positive voltage applied to the x input of many oscilloscopes produces a trace movement from left to right, as expected, on others the reverse happens. A unity gain inverter is therefore provided for such cases.

Staircase generator. This is a standard transistor pump circuit driven by a differentiating and squaring circuit. Using a differentiating input has the advantage that the staircase "block" is triggered by a negative edge rather than by a pulse and therefore it can be used in applications where only an edge is available—for instance the resetting edge of a normal sawtooth.

A transistor pump rather than a simple diode circuit is used as this ensures that each step is of equal magnitude. As capacitor C_4 is loaded only by the unijunction and a high-impedance buffer amplifier, negligible current is drawn from this capacitor and therefore the steps do not droop.

Variable resistor R_{21} is used to alter the voltage on base 2 of Tr_6 so that the voltage at which the unijunction fires can be varied, thus changing the number of steps before the staircase is reset.

Gate drive circuit. The output of the staircase generator is a series of steps starting at 0V and rising in equal positive

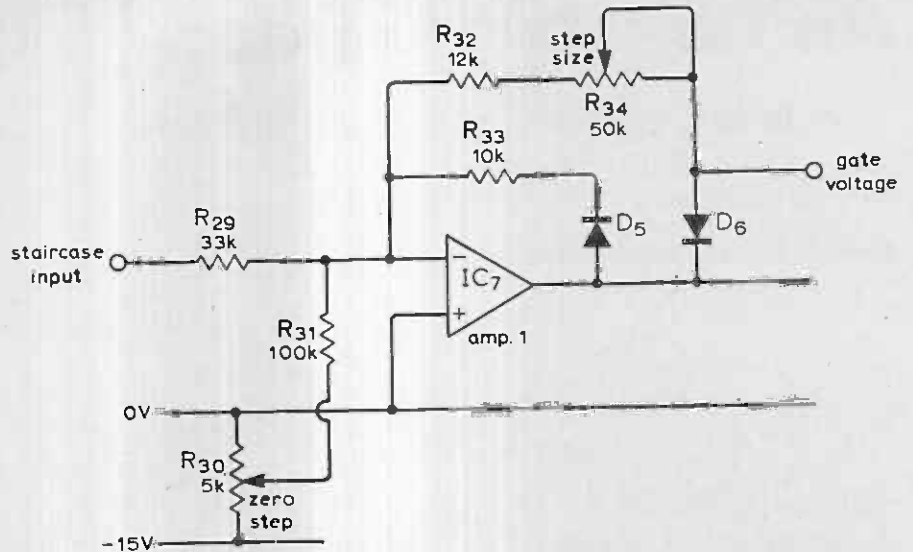


Fig. 11. Gate drive circuit.

increments. However, the f.e.t. requires that the gate voltage should be negative and therefore an inverting amplifier with variable gain is used to invert the staircase. Since the unijunction transistor (in the staircase "block") does not reset the capacitor quite to zero, a variable offset control (R_{28}) is provided so that the whole staircase can be shifted, thus enabling a zero step to be achieved. The gate voltage must never be positive but there is enough range on this "zero step" control to shift the waveform across zero producing a positive voltage at the output of the inverter. Clamping diodes are therefore used in the feedback loop to clip the output to zero.

Operation

The curve tracer has been designed to work with any oscilloscope with an external x input but on some of the cheaper dual-trace ones where the chopped-beam technique is used the display will have a mottled appearance. This is because the electron beam is rapidly switched between the two traces and, as only one is being used for this display, there will be blank parts when the beam is being used for the other trace. This can be avoided by carefully

setting the gain of both y inputs to be identical, connecting both inputs together and shifting both traces until they are superimposed on top of each other.

The separate triggering pulse should eliminate flyback problems. However, on most oscilloscopes there is a slight phase difference between x and y inputs so that, even though the flyback should follow the main trace, a small Lissajous figure is in fact created and the flyback will depart slightly from the main trace.

Several variable resistors are provided and these fall into two groups: those which are used only to calibrate the curve tracer; those which are used to set up the required gate conditions for the f.e.t. being tested.

Calibration

The variable controls in this category are separation (ramp generator) set current and y gain (current sense amplifier) x gain (drain voltage amplifier) and a suitable calibration procedure is as follows:

- (a) Calibrate the oscilloscope: use the y input in the d.c. mode. Remove the f.e.t.
- (b) Use the oscilloscope on its internal timebase. Connect the y input to the gate terminal and adjust the separation control until a staircase just appears.

(c) Connect the x output to the external x input of the oscilloscope and the drain current output of the curve tracer to the y input and switch the oscilloscope to the external timebase. Set the y range to 200mV/div and put switch S_1 of the ramp generator block to the "cal" position. Connect a milliammeter between the drain terminal and the set current terminal of the terminal current amplifier. Adjust the set current control until the milliammeter reads 5mA and then vary the y gain resistor of the current sense amplifier until the oscilloscope trace is deflected 5 divisions. The y output is now calibrated as 200mV/mA drain current.

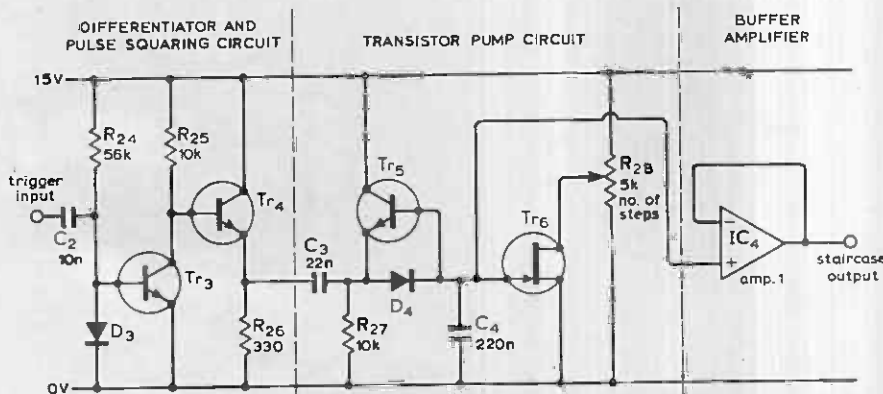


Fig. 10. Staircase generator.

(d) Put S_1 in the "run" position. Use the y trace of the oscilloscope to measure the magnitude of the drain voltage at the drain terminal. Adjust the x gain control (R_{21} on the x amplifier block) until a suitable deflection is obtained on the x axis of the oscilloscope display.

Gate voltage conditions

A suggested setting-up procedure is:

(a) Connect the gate terminal to the y input of an oscilloscope.

(b) Adjust the step size resistor until the required step size is obtained.

(c) Adjust the number of steps control to get the required number of steps.

(d) Use the zero step potentiometer to shift the whole staircase until the top (least negative) step just reaches zero. It is important not to raise it any more as the clamp holds the top step at zero but the rest would still move up, thus reducing the step size between the top two steps.

Once adjusted, characteristics of different f.e.t.s can be obtained simply by plugging the device into the transistor socket.

Appendix

If any teachers have any difficulty with building the curve tracer or require further information, please do not hesitate to contact me: L. G. Cuthbert, Schools Liaison Tutor, Department of Electrical and Electronic Engineering, Queen Mary College, Mile End Road, London E1 4NS. Telephone 01-980, 4811, ext. 719 or 561 (departmental office).

Suggested semiconductor devices

Many different semiconductor components are suitable for this project, but the following types are those used in the prototype at Queen Mary College. Type numbers are those of Texas Instruments Ltd, but this does not imply that this manufacturer is particularly recommended. Most manufacturers make equivalent or similar components.

Bipolar transistor	BC182L
Unijunction transistor	TIS 43
F.e.t.	2N3819
Operational amplifier	SN72558P
	(2 in a package)
	SN72741P
	(1 in a package)
Diode	1S44

Printed circuit boards and components are available from: E. Tomlinson, 33 Manchuria Road, London SW11.

Literature Received

ACTIVE DEVICES

A short-form catalogue giving data on the range of TAG silicon controlled rectifiers distributed by Jermyn is now available. This range is low cost and available ex-stock from Jermyn Industries, Vestry Estate, Sevenoaks, Kent WW401

A publication called C.M.O.S. Integrated Circuit Data Book has information on the Solid State Scientific Inc. range of digital i.c.s which incorporates the SCL4000A, SCL4400A and SCL4500A series. Transworld Scientific Ltd, Short Street, High Wycombe, Bucks HP11 2QH WW402

The 1974 EEV/M-OV Abridged Data Book describing the European range of professional electron tubes and devices is available from the GEC Electronic Tube Company Ltd, Chelmsford, Essex WW403

A Motorola publication called Phase Lock Loop Data Library gives information on phase detection, oscillators, mixers, counters and related devices as well as application notes. Available from GDS Sales Ltd, Michaelmas House, Salt Hill, Bath Road, Slough, Bucks WW404

A condensed data catalogue by Silec Semiconductors gives information on their range of components, most of which are readily available through S.S.C. distributors. Transworld Scientific Ltd, Short Street, High Wycombe, Bucks HP11 2QH WW405

A data book entitled "Schottky & Emitter-Coupled Logic" is available from Signetics International Corporation, Yeoman House, 63 Croydon Road, Penge, London SE20 Price £1

Motorola Inc have just published the first 1974 edition of their technical journal "Semiconductors". The journal, available only to senior engineers, is published in four languages for distribution throughout Europe. Motorola Semiconductors Ltd, York House, Empire Way, Wembley, Middlesex WW408

Available from Signetics is a data book entitled "Memory and Interface Handbook", which gives information on m.o.s., t.t.l. and e.c.l. Signetics International Corporation, Yeoman House, 63 Croydon Road, Penge, London SE20 Price £1

PASSIVE DEVICES

A revised price list of Erie products is now available. The new prices are applicable to all shipments made on and after February 4, 1974. Erie Electronics Ltd, South Denes, Great Yarmouth, Norfolk WW409

A range of film legends and film symbols are now available for use with the range of illuminated push-button switches and signal lights manufactured by Highland Electronics Ltd, 33-41 Dallington Street, London EC1V 0BD WW411

Radio Resistor have published a new catalogue giving full specifications, diagrams, photographs and prices of over 7,000 stock items available by return of post. Both active and passive components are listed as well as the full range of Sasse switches (sole UK distributor). Radio Resistor Company Ltd, 5 Platina Street, London EC2 WW412

APPLICATION NOTES

Two application notes on the use of a new Norbit 2 solid-state control module GLD60 are available. The first is entitled "Grounded-load

Driver Module" Ref. TP1397; the second is "Self-checking Solid-state Control System" Ref. TP1398. Requests for copies on company-headed paper to Computer Electronics Division, Mullard Ltd, Mullard House, Torrington Place, London WC1E 7HD WW415

Mullard have recently published a 22-page application note on "RF Power Modules" providing information on the BGY22, BGY23 and BGY24 u.h.f. amplifier modules for mobile communications. Mullard Ltd, Mullard House, Torrington Place, London WC1E 7HD WW416

An application note from Sivvers Lab describes measurements ideal for the Y.I.G.-tuned crystal video analyzer 1-18GHz. The booklet gives examples of measurements on oscillators, amplifiers, mixers, passive components antennae and noise. Sivvers Lab, Box 42018 S-126 12 Stockholm 42, Sweden WW417

Two new application notes are now available from Siliconix Incorporated. The first, entitled "An Introduction to FETs", provides brief but concise information on the nature of f.e.t.s. Terminology, characteristics, test parameters and applications are all dealt with in the 20-page brochure. The second paper, called "L144 Programmable Micro-Power Triple Op Amp", deals with features and applications of the device. Siliconix Incorporated, 2201 Laurelwood Road, Santa Clara, California 95054, USA WW419

EQUIPMENT

We have received a brochure describing the Farnell FG1 Function Generator. It provides sine, square, triangular and ramp waveforms, sweep and burst facilities and offers programmable frequency control. Farnell Instruments Ltd, Sandbeck Way, Wetherby, Yorks LS22 4DH WW420

A new catalogue giving detailed information on the Maxon range of low inertia d.c. micromotors is available from Trident Engineering Ltd, Shute End, Wokingham, Berks RG11 1BH WW422

A four-page brochure is available from Oxford Instruments describing their Microlog-Environmental Data Acquisition System. This data logging system, claimed to be the smallest in the world, weighs about 0.5kg and incorporates its own power supply and input amplifiers. Oxford Instruments, Osney Mead, Oxford OX2 0DX WW424

The latest Linson celloscope manufactured by A. B. Lars Ljungberg & Co of Sweden, is now available in the UK through D. A. Pitman Ltd. A brochure describes the model 421 celloscope which is a solid-state particle counter for haematological parameters. D. A. Pitman Ltd, Jessamy Road, Weybridge, Surrey WW426

The first of a series of system reports on the use of mobile radio for communication and data transmission is now available from Storno Ltd. Each report will combine a straightforward description together with a section of technical details. Storno Ltd, Frimley Road, Camberley, Surrey ... WW428

We have received the 1974 "Tektronix Products" catalogue and revised UK price list. Tektronix UK Ltd, Beaverton House, P.O. Box 69, Harpenden, Herts WW429

GENERAL INFORMATION

Farnell have issued their latest short-form catalogue describing instruments, power supplies and industrial control. More detailed information can also be obtained from Farnell Instruments Ltd, Sandbeck Way, Wetherby, Yorkshire LS22 4DH WW432

A new short-form catalogue issued by Arrow-Hart gives information on the availability of Arrow switches and controls. The publication also lists the complete European and world-wide distribution network. Arrow-Hart Ltd, Plymbridge Road, Estover, Plymouth, PL6 7PN WW433

The latest Heathkit catalogue contains several new items including a 4 channel a.m./f.m. receiver, pocket calculator and a 15MHz oscilloscope. Heath Ltd, Gloucester GL2 6EE WW434


New Products

Pulse generator

The model 4300 general-purpose pulse generator covers the repetition frequency range of 3Hz to 30MHz in seven ranges. The pulse width is variable between 20ns and 100ms and the delay when the triggering facility is used can be adjusted from less than 50ns to 100ms. Transition times are less than 5ns and jitter on rising and falling edges is less than 0.1% of the repetition interval. The output can be either $\pm 10V$ into a high impedance or $\pm 5V$ into 50Ω , an adjustable base-line offset being provided in both cases. Single-shot and double-pulse modes are made available and the repetition rate may be derived from an external oscillator. The price is £279. Solartron-Schlumberger, Farnborough, Hants.
WW301 for further details

Car radar aerial

Aerials for use with car collision-avoidance radar have been introduced by EMI-Varian. Working at 35GHz, the printed-circuit flat pair configuration provides sufficient cross-coupling for direct pickup between transmit and receive aerials to



WW301


function as the local oscillator signal, when doppler or f.m. modes are in use. The $-3dB$ aerial beamwidth is $5^\circ \times 5^\circ$, the bandwidth being 34.5 to 35GHz. EMI-Varian Ltd, 248 Blyth Road, Hayes, Middlesex.
WW302 for further details

Printed-circuit miller

This small milling machine is intended for use in design offices and similar situations wherein single printed-circuit boards or small proving quantities are needed quickly. It is an adaptation of the conventional engraving machine, in which a stylus follows a sketch or master and controls the movement of a milling cutter on the material. The control of cutter movement is manual, and a power unit is available to drive the 12V motor. A selection of cutters is provided, and the machine may be used to drill the component holes in the finished board. The miller costs £160 and is available from West Hydrc Developments Ltd, Ryefield Crescent, Northwood, Middx.
WW303 for further details

Signal generator synchronizer

Designed for use with the TF2015 signal generator, the synchronizer enables the output frequency to be set and maintained within 2 parts in 10^7 , by means of a phase-lock loop. An auxiliary output is taken from the TF2015 to the synchronizer, where its phase is compared with that of a reference frequency. A control voltage resulting from the comparison is applied to an external f.m. connection on the generator, thereby adjusting the frequency of the generator until it is in coincidence with the reference. The reference frequency in the TF2171 is set up on switches, whereupon the signal generator is tuned until the acquisition of lock is indicated. Amplitude



WW302

and frequency modulation of the signal generator can be used while the synchronizer is in control. Marconi Instruments Ltd, Longacres, St. Albans, Herts.
WW304 for further details

Stroboscope


Type 1222A Strobotorch from Dawe can be controlled from either its internal oscillator or from an external pickup at rates between 300 and 36,000 flashes per minute. Non-contacting pickups of various types producing 200mV r.m.s. or more will trigger the unit, although the trigger input circuit prevents spurious signals when mechanical contacts are used. The 5-10 μ s flashes are produced by a 12W xenon tube, the repetition rate being indicated by meter. A pulse is emitted for use with a digital frequency meter. Dawe Instruments Ltd, Concord Road, Western Avenue, London W3.
WW305 for further details

Turns-counting dial

Radiatron have produced a turns-counting dial to match the Elma range of collet-fixing knobs and dials. The 025 dial is calibrated and can be adjusted to one hundredth of a turn, complete turns, 0-14, being indicated in a window. The three standard Elma colours of grey, grey-black or red-grey are used in the dial and caps are available in a variety of colours. The unit can be obtained to fit spindles of 0.25in, 3mm, 4mm and 6mm. GDS (Sales) Ltd, Michaelmas House, Salt Hill, Bath Road, Slough, Bucks.
WW306 for further details

dBm meter and graphic equalizer

Two American products recently intro-



WW303

duced by the British agency Scenic Sounds Equipment are a dBm meter model 81 and an eight-centre-frequency graphic equalizer.

The dBm meter, manufactured by DBX, is battery operated and provides measurement from -70 to $+10$ dBm on a single scale which has a true r.m.s. response, the result of a patented sensing circuit. The meter is also available with a 50dBm range. Accuracy is ± 1 dB at 0dBm to ± 2.5 dB at -70 dBm. Response from -40 to $+10$ dBm is 20Hz to 20kHz and at -70 dB is 20Hz to 7.5kHz. Size of the unit is $4 \times 4 \times 7\frac{1}{2}$ in and it weighs 3lb. Price is £92.

The Aengus graphic equalizer uses RC networks throughout and is primarily designed for professional recording studio use as it can be easily slotted into the appropriate point of a mixing desk input channel. Eight centre frequencies can be treated simultaneously and are located at 50Hz, 100Hz, 220Hz, 500Hz, 1kHz, 2.2kHz, 5kHz and 10kHz. Eight lever-operated switches provide boost or cut at each frequency in twelve steps: $+15$, $+12$, $+9$, $+6$, $+4$, $+2$, 0 , -2 , -4 , -6 , -9 and -12 dB. Input impedance is $9.5k\Omega$ (high level) and $5k\Omega$ (low level) and output impedance is 100Ω balanced. Normal operating level is $+4$ dB, 0VU. At high level, insertion loss is zero. Low level provides 6dB of gain. Unequalized frequency response is ± 0.2 dB, 20Hz to 20kHz, measured at $+4$ dBm. Equivalent input noise is -86 dBm unequalized and -84 dBm equalized. Distortion from 20Hz to 2kHz is stated at 0.1% t.h.d. at 4dBm. Power requirements are ± 15 V, 75mA (maximum output) and the dimensions of the module are $1\frac{1}{2} \times 5\frac{1}{2}$ in face, and $5\frac{1}{2}$ in depth. One other feature is a push-button which can switch the equalizer in or out of the signal path. The module can be mounted in a 19in rack system. Price is £147.

Both units are available from Scenic

Sounds Equipment, 28 Bryanston Street, London W1H 7LS.

WW307 for further details (model 81 dBm meter)

WW308 for further details (Aengus graphic equalizer)

Choppers

Field-effect transistors are used as the switches in three types of chopper intended as plug-in replacements for the mechanical variety used in Controle Bailey, Leeds and Northrup and Cambridge amplifiers and recorders. MTL208, 210 and 211 are claimed to exhibit voltage and current offset drifts of less than $0.1\mu\text{V}/^\circ\text{C}$ and $0.03\text{nA}/^\circ\text{C}$ and are said to operate safely at 75°C . The MTL208 and 211 possess an "on" resistance of 250 ohms and revert to 10^9 ohms in the "off" state. The drive to the f.e.t. switches is obtained from the 50/60Hz supply, via a transformer which is double-screened to minimize coupling between the supply and the input. Measurement Technology Ltd, 26-30 John Street, Luton, Beds.

WW309 for further details

Very-low-frequency counter

Digital measurements of very low frequencies normally take several minutes to achieve a sensible resolution (about 17 minutes at 1Hz to 0.1%). The type 207 by Time Electronics neatly surmounts this obstacle by determining the time of one cycle of the unknown frequency, during which a higher crystal-derived measuring frequency is counted. The reciprocal of this result is then obtained and displayed as frequency—the instrument is also scaled to display revolutions per minute. The range of frequencies acceptable are 0.001Hz to 100kHz or 0.1 r.p.m. to 10^6 r.p.m., the ranges being automatically selected. Digital and analogue outputs are provided and a printer unit is available.

Time Electronics Ltd, Botany Industrial Estate, Tonbridge, Kent.

WW310 for further details

Servo driver

The EM100 servo drive systems are control units for 12-24V d.c. motors and incorporate power supplies. Almost any type of motor up to 1/6 h.p. can be used, including basket-wound and printed-circuit types. Control input amplifiers are 741 op-amps, which confer flexibility on the type and level of control permissible. Stall current is rendered innocuous by a protection circuit. The system will operate in velocity, positional or velocity/positional modes, in which overshoot is greatly reduced. McLennan Engineering Ltd, King's Road, Crowthorne, Berks.

WW311 for further details

Thick-film power controller

Proportional control is a feature of the ZC1/250-15 zero-switching controller, a new unit in the Hyreg range from Westinghouse. It is intended mainly for use in temperature-control applications and will control resistive loads of 3.75kW at 25-250V r.m.s. The module includes the protected power triac and control circuitry, the only additional components necessary being the thermistor sensor, three resistors and a potentiometer. Engineering publication ZC1 provides a complete specification. Westinghouse Brake & Signal Company Ltd, Semiconductor Division, Chippenham, Wilts.


WW312 for further details

Printed-board switch

A novel configuration is adopted by NSF for their Type FL switch, which is a ball-index rotary type intended for direct contact to a printed-circuit board. Five



WW305



WW307



WW309

wafers can be used on each mechanism, each wafer having 12 positions, and 1, 2, 3, 4 or 6 poles can be accommodated on each wafer, subject to a maximum of 16 per switch. Shorting or non-shorting 5VA contacts of gold-plated copper can be used, switching up to 0.2A. N.S.F. Ltd, Keighley, Yorks.

WW313 for further details

Frequency synthesizer

With an output of 0.1Hz to 9.99MHz, the Syntest SI-60 digital frequency synthesizer produces a t.t.l. compatible square-wave at an accuracy of ± 10 p.p.m. Frequency is set either by front-panel edge switches or by an external b.c.d. signal to a resolution of three figures, with four or five digit versions available. Settling time to within 10% of the desired frequency is 1ms. Price is £270. Lyons Instruments Ltd, Hoddesdon, Hertfordshire.

WW314 for further details

Drum printer

The "Mini-Kit" printer is a system of units which may be assembled by the user to fit his own requirements. The basic unit is the 18 column, 3 lines per second printing head, which is complemented by a parallel-entry logic-compatible drive unit accepting 4-bit b.c.d. inputs, a power supply and wiring harness. The head, which uses red/black ribbon, prints "on the fly", the paper being ejected either vertically or horizontally with the characters in the correct orientation for easy reading in both cases. The printer costs about £230. Electro-graphic Peripherals Ltd, Printinghouse Lane, Hayes, Middx.

WW315 for further details

Sound emitter

A new range of high-power sound emitters, working in the range 200-300W is announced by Gearing & Watson. They have used their experience in the design of large vibration generators to enable them to ensure reliability in the new units. A

series of horns is available to derive a variety of radiation patterns from the basic drive units, which are designed for operation from the company's power amplifiers. The drive units are capable of producing a pressure level of 130dB at 1m using the correct horn for the application. Gearing & Watson (Electronics) Ltd, Birch Close, Eastbourne, Sussex.

WW316 for further details

Trimmer capacitor

The Trimline is tubular in form, with a constant length of 18mm. Adjustment is by means of a screwdriver slot at one end, and the elimination of the conventional moving piston has improved the linearity of the law to within 2%. The capacitance range exceeds 0.5pF to 5pF in ten turns of the adjuster. Air is used as the dielectric, a coaxial sleeve being the moving element, which is precisely guided by a glass outer sleeve to maintain linearity. A slipping clutch is provided. Jackson Brothers (London) Ltd, Kingsway, Waddon, Croydon, Surrey.

WW317 for further details

Servo amplifiers

Two high performance servo amplifier modules, conservatively rated as 250 and 600 watt linear d.c. power amplifiers, are being marketed by the Cranfield Unit for Precision Engineering. They are manufactured to quasi-military standards of ruggedness, and are claimed to provide high reliability and ease of use and maintenance under adverse conditions.

Designated the CUPE 2501 and CUPE 6001, the amplifiers are housed in 488.60mm (19in) rack mounting chassis or free-standing cabinets. They have high open loop gain (10⁷), wide bandwidth, low drift and distortion, adjustable current limiting and are said to be short circuit proof. A removable front sub-panel gives *in-situ* access to the multiple summing functions, compensation networks, zero balance and current limit controls. Power stages are protected against load-induced voltage, current transients and thermal overload.

A high-gain f.e.t. input operational preamplifier, with high input impedance and low drift (10 μ V/°C) drives a low-gain, high-power output stage equipped with bi-directional current limiting circuitry. Internal feedback loops make the amplifiers unconditionally stable over a wide range of load and environmental conditions, while anti-saturation networks prevent lock-up and phase reversal under severe input overload conditions.

The pre-amplifier module is mounted on a p.c. card which also accommodates the summing network and additional feed-forward and feedback compensation networks as required. Power stage is single-ended, consisting of a complementary pair of silicon power transistors operating in class B. Adjustable current limit controls permit setting the maximum output current between 10% and 100% of peak current.


Current limiting is bi-directional with independent adjustment for each polarity. Rapid response prevents demagnetisation of all electrodynamic loads and devices. A fail-safe automatic load disconnect is provided to prevent damage due to motor back EMF in the event of mains failure or removal. Cranfield Unit for Precision Engineering, Cranfield Institute of Technology, Cranfield, Berks.

WW318 for further details

Racks and cases

Lektrokit Ltd, formerly part of A.P.T. Electronics, have launched a range of enclosures and hardware for the electronics industry. In addition to the company's range of British products they are offering the Motek range which is available in the UK exclusively from Lektrokit. Motek products, which include 19in racking systems, chassis modules, ventilation units and instrument cases, are offered ex-stock. The racking systems are available in an industrial finish or with anodised-aluminium front sections. There are five basic chassis modules for use in the racking system, each available in five different heights and three depths. The instrument cases are available in three models, also offered in five heights and three depths. Lektrokit Ltd, Trafford Road, Reading, Berks RG1 8JR.

WW319 for further details




WW312



WW313



WW314



WW319

Solid State Devices

The names of suppliers of devices in this section are given in abbreviation after each section and in full at the end of the section.

Field-effect switches

Two high-speed f.e.t. switches, the SD210 and SD211 by Signetics, are intended as digital or analogue switches in applications where switching times in the order of 0.7ns are required. Both are n-channel enhancement devices with permissible input signals of $\pm 10V$ (SD210) and $\pm 5V$ and "on" resistances of 30 ohms. The SD211 has a gate/source protection diode.

WW330 for further details **Signetics**

Power-control circuits

A range of TO-3 encapsulated integrated circuits for power control, including half and fully controlled thyristor bridges and switches for heating and lighting applications. The PH400 range is available in 120V or 240V versions and will handle up to 90A peak surges.

WW331 for further details
International Rectifier

Voltage regulators

Series 843 dual-tracking regulators produce $\pm 12V$ or $\pm 15V$ outputs, the negative line tracking the positive output within ± 10 parts per million over the range -55° to $125^\circ C$. Stabilization and regulation are both 0.005% with a load of 300mA maximum. The devices are TO-8 packaged.

WW332 for further details **Beckman**

Dual timer

NE556 by Signetics is a dual version of the established 555 timer, used as a modulator, clock generator, switch and many other applications. The 556 is available in versions in the temperature ranges $0-70^\circ C$ (NE556), -55 to $125^\circ C$ (SE556 and SE556C), all versions being contained in dual-in-line packages.

WW333 for further details **SDS**

CCD image sensor

CCD110 is a 128/256 element charge-coupled linear sensor, intended primarily for optical character recognition. It is a two phase device which can be clocked by t.t.l. clocks at rates in excess of 10MHz. A preamplifier and compensation amplifier are on the same chip, and the dynamic range is 200:1. The circuit is

t.t.l. compatible and is contained in an 18-pin d.i.p.

WW334 for further details **Fairchild**

Matched dual transistor

A closely-matched transistor pair by Precision Monolithics Inc, the mono-Mat-01 is made by a silicon nitride "triple passivation" process, which is claimed to afford extreme stability of critical parameters. The device exhibits voltage offset matching of 40-100 μV and h_{FE} matching of 0.7 to 3%. Voltage offset drift is 0.15 to 0.5 $\mu V/^\circ C$ and h_{FE} at 10mA collector current is around 590. Over the range 0.1 to 10Hz, noise is 0.23 μV peak to peak. The device is in a 6-pin TO-99 case.

WW335 for further details **Bourns**

Colour TV i.c.

Mullard announce the TCA300, an integrated circuit consisting of synchronous detector, matrix and clamps to determine black level. Subcarrier filter capacitors are included. A complete decoder can be assembled using this unit, TB540 and a TBA560.

WW336 for further details **Mullard**

Crystal oscillator

MC12060 is a 16-pin d.i.p. circuit from Motorola, which incorporates a crystal oscillator and buffer stage, together with sine-to-e.c.l. and sine-to-t.t.l. converters. The series-mode crystal is external to the package, as are by-pass capacitors and fine-tuning circuit, if required. Stability is around 8 in 10^8 per degree centigrade. Fundamental crystals from 100kHz to 2MHz can be resonated and above this frequency the MC12061 can be used up to 20MHz, providing a stability of about 16 in 10^8 .

WW337 for further details **Motorola**

Power Darlington

Complementary Darlington pairs from Motorola exhibit current gain of 1000 at 10A. The MJ2500 and MJ3000 (p-n-p and n-p-n respectively) comprise driver and power transistors and emitter/base resistors in a single TO-3 pack. Power dissipation is 150W at a case temperature of $25^\circ C$, the units having a collector rating of 80V. In a complementary-symmetry audio output stage, a pair of these devices will put out 60W into an eight-ohm load.

WW338 for further details **GDS**

Audio amplifier

A 5W audio amplifier from RS Components incorporates both preamplifier and output stage. Total harmonic distortion is 5% at 5W r.m.s. (0.3% at 1W, 400Hz)

and noise is $-75dB$. The sensitivity and input impedance is suitable for crystal/ceramic pickups, and the $-3dB$ amplitude/frequency response is 20Hz-30kHz. Information provided with the amplifiers covers the incorporation of the unit into a stereo amplifier with tone controls.

WW339 for further details **RS**

Audio amplifier

The MFC4000B is a simple, integrated-circuit audio-amplifier, designed for small radio receivers. Supply voltages up to 12V are acceptable, and the device will produce 250mW in 16 ohms. At 9V supply and 200mW, total harmonic distortion is around 2%, an input signal of 240mV giving full output. Current drain is about 3mA when quiescent.

WW340 for further details **Motorola**

Variable capacitance diode

The 574BAY is a silicon diode intended for use in v.h.f. television tuner band-switching and as a transmit-receive switch in small transceivers. Maximum reverse voltage is 35V, maximum forward current being 100mA. Typical capacitance is 0.8pF and resistance 0.5 ohms.

WW341 for further details **Mullard**

Suppliers

Signetics International Corporation, Yeoman House, 63 Croydon Road, London SE20.

Mullard Ltd, Mullard House, Torrington Place, London WC1E 7HD.

Motorola Semiconductors Ltd, York House, Empire Way, Wembley, Middlesex.

R.S. Components Ltd, 13-17 Epworth Street, London EC2.

GDS (Sales) Ltd, Michaelmas House, Salt Hill, Bath Road, Slough, Bucks.

Bourns (Trimpot) Ltd, Hodford House, 17/27 High Street, Hounslow, Middx. TW3 1TE.

SDS Components Ltd, Hilsea Trading Estate, Portsmouth, Hants. PO3 5JW.

Fairchild Semiconductor Ltd, Kingmaker House, Station Road, New Barnet, Herts.

International Rectifier Co, Hurst Green, Oxted, Surrey.

Beckman Instruments Ltd, Queensgate, Glenrothes, Fife.

Real and Imaginary

by "Vector"

"A VOICE CRYING IN THE WILDERNESS . . ."

Professor M. W. Thring, head of the department of mechanical engineering at Queen Mary College, London, is probably best-known to the general public as "the man who designs robots"; a tag which, although justified, is only a part of his story, as most engineers will know and the professor's service on many national committees will testify.

He is, for instance, deeply concerned about the role of the engineer in society. Now, most of us, I imagine, are too pre-occupied with the problems of meeting the next mortgage payment to bother ourselves overmuch about the suicide course along which the world is accelerating. Naturally, we brood a bit at times over such matters as world over-population, arms escalation, pollution, damage to the environment, the impending exhaustion of minerals, the steady deterioration in the quality of life and the growth of violence, drug-taking, suicides, alcoholism and stress illnesses. "It's a deplorable state of affairs," we say in effect "and it's high time the politicians got down to doing something about it."

"Wrong!" says Professor Thring in a paper* published a few months ago. "It's you, the engineer, who has to get down to it." And he proceeds to tell us why, in no uncertain terms. His point is that we live in a technology-orientated world in which, ever since the industrial revolution, the engineer has been the key factor. Out of that revolution came much that was good and much that was evil, with the engineer solving every problem presented to him by his masters without regard for the consequences for the world at large. It's high time, argues Professor Thring, that we concerned ourselves with the morality of our work instead of blindly carrying out orders. In his view, we can no more shrug off responsibility for what we're doing than could the commandant of Belsen.

The parallel he draws is unpalatable, but apt. For we're blueprinting a future which, by comparison, may well make

Belsen seem a Sunday-school picnic. Merely by conforming to the system we're squandering irreplaceable resources at such a rate that within a few lifetimes there won't merely be shortages; there just won't be anything left; and let's not delude ourselves that magic new minerals will arrive to take the place of the vanished ones, because they won't.

Just consider this at a personal level. No matter what plans we're making for that baby in his cot, it's certain that as an adult he won't enjoy the same quality of life that you take for granted; at best he will live in an ant-like society in which everything that isn't compulsory is forbidden. Your grandchildren will be condemned to misery and squalor, not entirely because of the shortages themselves but because inevitably law and order will collapse as the "have-nots" struggle against the "haves". The legacy we are leaving to later generations—by then probably nuclear-doped mutants—is one of savagery and (as like as not) cannibalism. Time is against us: you, in your lifetime, will see a significant deterioration.

As Professor Thring says, one of the main obstacles is that we just don't want to know. Some of us look on the future as hopeless and trust that we'll be dead before the crunch comes; the more optimistic try to convince themselves that the present system will somehow cope, and, with a bit of patching here and there and a little further effort by engineers and scientists, it will all come right in the end. It won't. Neither will it suffice to content ourselves with theorizing about the situation. Either we get down to the nitty-gritty or we end up by crucifying our own flesh and blood.

The villain of the piece, asserts the Professor, is the profit motive. To serve this god, vast quantities of precious, irreplaceable materials are squandered day and night in the manufacture of non-essential commodities; it produces evil by-products and dumps them in the cheapest possible way, in callous indifference to the damage done to the environment. With certain minuscule exceptions, we're all thoroughly conditioned to the concept that the acquisition of money and possessions is the yardstick of success; it's the norm; the accepted way of life. In spite of such manifest lunacies as Centre Point, we seldom question whether or not there's a better way of doing things.

If I read him correctly, the Professor's argument is that only by breaking free from the profit motive, with its cardinal tenet that "if there's a percentage in it, go ahead and make it", can we clear decks for action in the matter of conserving our resources. We've got to decide what we really need, as distinct from what the persuaders tell us we should have (and "we" in this context means everybody of course).

In a survival situation, human needs are simple; food, drink and some means of maintaining a reasonable body temperature are the basics. Provision of these is top priority. Beyond them, all other items are, in degree, luxuries and parasitic upon the staples. Now, Professor Thring isn't suggesting that we must adopt such a Spartan existence as that, but merely that we should abandon sufficient fripperies to halt our lemming-like march to destruction. We must hold an objective stock-taking and, as the Professor puts it, jettison many of our cherished luxuries. The amount we're prepared to discard is the measure of our concern for the future. Every ounce of metal or other material must be accounted for and only used if absolutely necessary. Every possible scrap must be recycled. Every gallon of fuel must transport the maximum load to an essential destination.

Of course, the conditioned reply to anyone who dares to attack the profit motive is to yell "Yah, boo! Dirty communist!" I've no idea what Professor Thring's political views are, but I would point out that the Communist bloc is as firmly wedded to the profit motive as we are, as anyone who has had dealings with an Iron Curtain trade delegation will testify. There's an interesting point here, though. We tend to sneer at the lack of variety in consumer goods available in Communist countries; but could it be that they're consciously playing the ant to our grasshopper, conserving their resources against the day when we'll have to go begging?

But it's one thing to accept Professor Thring's diagnosis in principle; how does he suggest that we go about applying his remedy? This is a world crisis, not a national one. We've got to have global control of all resources, with equitable shares for all. We've got to provide the present famine-prone areas with an assured standard of living. And we've got to achieve a zero population growth in every area of the world—all this, not at some nebulous future date, but within 15 years, says the Professor. It seems to me that this calls for a super-powerful United Nations organization with one or two miracles, like a mass change of heart, thrown in. Perhaps Professor Thring will give us the nuts and bolts in his book.

What part could electronics play in the new order? We're a relatively clean industry in the sense that in the main we don't use tons of raw materials in our devices. But when we come to a stock-taking of how many of our products are really necessary, then our hands begin to look mucky. Do we, for instance, need such a multiplicity of sound and vision stations operating all day and half the night, churning out (for the most part) escapist rubbish, forgotten by next day when it's time for our next "fix"? But I'll have more to say on this topic in my next article.

* "Towards a Creative Society." *Electronics and Power*, Nov 29, 1973. Based on a forthcoming book, "Machines—Master or Slaves of Man?" (Peter Peregrinus Ltd.)

LOW COST TESTERS




LEVELL

PORTABLE INSTRUMENTS

SEE US ON STAND No. 645
AT THE I.E.A. EXHIBITION

INSULATION TESTER



A logarithmic scale covering 6 decades is used to display either insulation resistance or leakage current at a fixed stabilised test voltage. The current available is limited to a maximum value of 3mA for safety and capacitors are automatically discharged when the instrument is switched off or to the CAL condition. The instrument operates from a 9V internal battery.

RESISTANCE RANGES

10M Ω to 10T Ω ($10^{13} \Omega$) at 250V, 500V, 750V and 1kV.

1M Ω to 1T Ω at 25V, 50V and 100V.

100k Ω to 100G Ω at 2.5V, 5V and 10V.

10k Ω to 10G Ω at 1V.

Accuracy $\pm 15\% + 800 \Omega$ on 6 decade logarithmic scale.

Accuracy of test voltages $\pm 3\% \pm 50\text{mV}$ at scale centre.

Fall of test voltages $< 2\%$ at 10 μA and $< 20\%$ at 100 μA .

Short circuit current between 500 μA and 3mA.

CURRENT RANGE

100 μA to 100 μA on 6 decade logarithmic scale.

Accuracy of current measurement $\pm 15\%$ of indicated value.

Input voltage drop is approximately 20mV at 100 μA , 200mV at 100nA and 400mV at 100 μA .

Maximum safe continuous overload is 50mA.

MEASUREMENT TIME

$< 3\text{s}$ for resistance on all ranges relative to CAL position.

$< 10\text{s}$ for resistance of 10G Ω across 1 μF on 50V to 500V.

Discharge time to 1% is 0.1s per μF on CAL position.

RECORDER OUTPUT

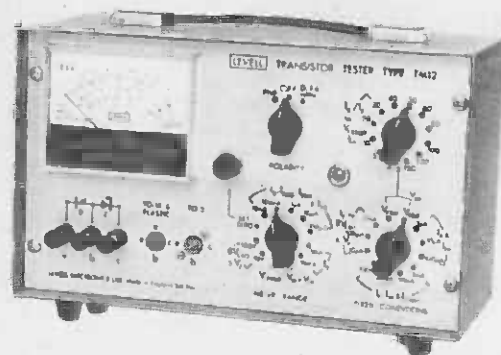
1V per decade $\pm 2\%$ with zero output at scale centre.

Maximum output $\pm 3\text{V}$. Output resistance 1k Ω .

type
TM14

£77

TRANSISTOR TESTER



Tests bipolar transistors, diodes and zener diodes. Measures leakage down to 0.5 nA at 2V to 150V. Current gains are checked from 1 μA to 100mA. Breakdown voltages up to 100V are measured at 10 μA , 100 μA and 1mA. Collector to emitter saturation voltage is measured at 1mA, 10mA, 30mA and 100mA for I_C/I_B ratios of 10, 20, 30. The instrument is powered by a 9V battery.

TRANSISTOR RANGES (PNP OR NPN)

I_{CBO} & I_{EBO} : 10nA, 100nA, 1 μA , 10 μA and 100 μA f.s.d. acc. $\pm 2\%$ f.s.d. $\pm 1\%$ at voltages of 2V, 5V, 10V, 20V, 30V, 40V, 50V, 60V, 80V, 100V, 120V, and 150V acc. $\pm 3\% \pm 100\text{mV}$ up to 10 μA with fall at 100 μA $< 5\% + 250\text{mV}$.

BV_{CBO} : 10V or 100V f.s.d. acc. $\pm 2\%$ f.s.d. $\pm 1\%$ at currents of 10 μA , 100 μA and 1mA $\pm 20\%$.

I_B : 10nA, 100nA, 1 μA ... 10mA f.s.d. acc. $\pm 2\%$ f.s.d. $\pm 1\%$ at fixed I_E of 1 μA , 10 μA , 100 μA , 1mA, 10mA, 30mA, and 100mA acc. $\pm 1\%$.

h_{FE} : 3 inverse scales of 2000 to 100, 400 to 30 and 100 to 10 convert I_B into h_{FE} readings.

V_{BE} : 1V f.s.d. acc. $\pm 20\text{mV}$ measured at conditions on h_{FE} test.

$V_{CE(sat)}$: 1V f.s.d. acc. $\pm 20\text{mV}$ at collector currents of 1mA, 10mA, 30mA and 100mA with I_C/I_B selected at 10, 20 or 30 acc. $\pm 20\%$.

DIODE & ZENER DIODE RANGES

I_{DR} : As I_{EBO} transistor ranges.

V_Z : Breakdown ranges as BV_{CBO} for transistors.

V_{DF} : 1V f.s.d. acc. $\pm 20\text{mV}$ at I_{DF} of 1 μA , 10 μA , 100 μA , 1mA, 10mA, 30mA and 100mA.

type
TM12

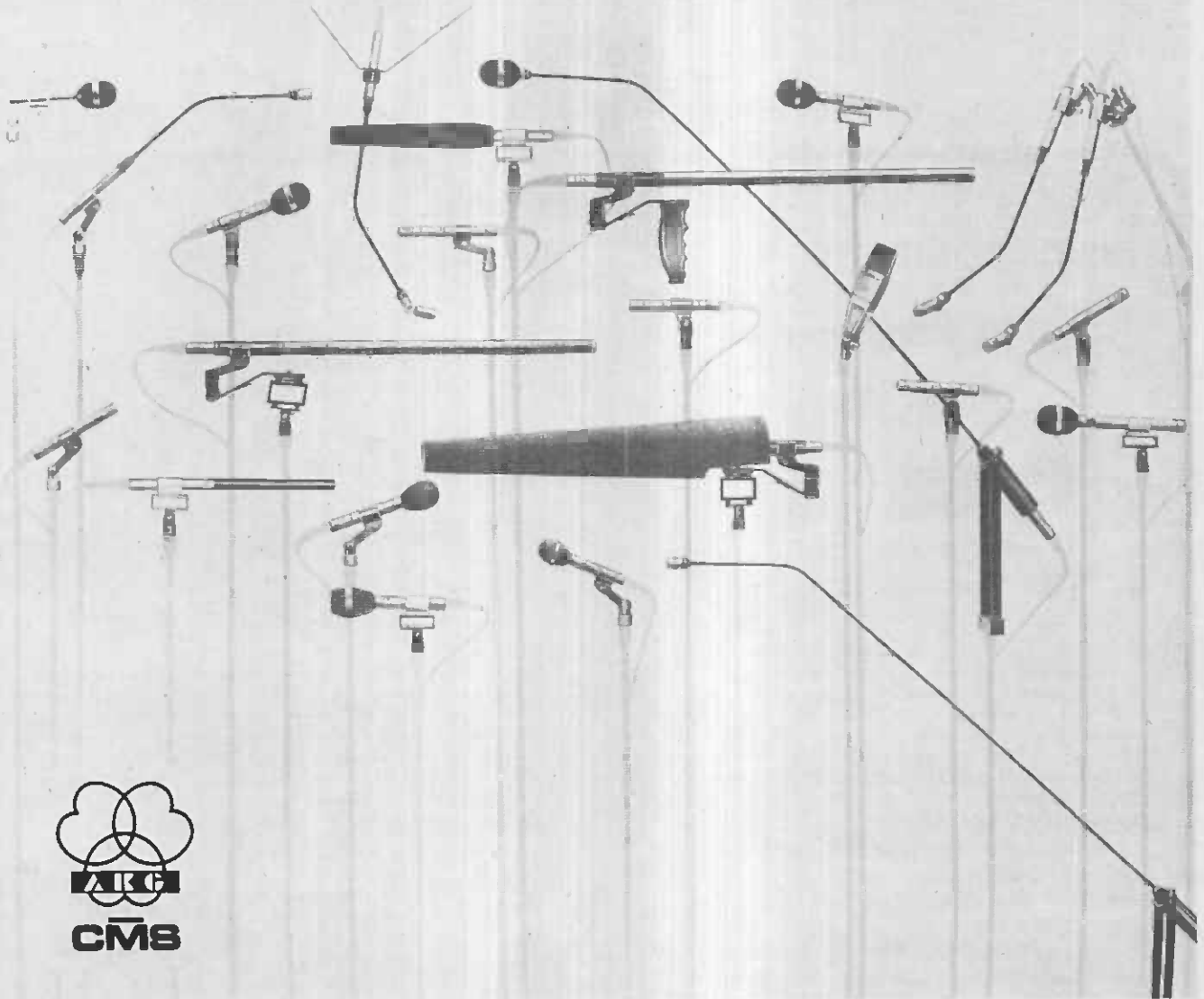
£77

LEVELL ELECTRONICS LTD.

Moxon Street, High Barnet, Herts. EN5 5SD
Tel: 01-449 5028/440 8686

Prices include batteries and U.K. delivery. V.A.T. extra.
Optional extras are leather cases and mains power units.
Send for data covering our range of portable instruments.

PROFESSIONAL USER?



Have you seen our latest catalogue?

PLEASE SEND TO ME AKG's NEW CATALOGUE

NAME _____

TITLE _____

ADDRESS _____

AKG Equipment Ltd., 182 Campden Hill Road, London, W8 7AS WW5/74

**AKG Equipment Ltd 182/4 Campden Hill Road
London W8 7AS. Telephone 01-229 3695.**

Wayne Kerr's top-selling bridge



Meets modern requirements. Is accurate to 0.1%.
Is self-balancing. Has 2, 3 and 4-terminal
connections. Continuous readout of real and
quadrature terms. Overall range 10 micro-ohms
to 100 gigohms, 0.001pF to 10 farads, 1 nanohenry
to 10 megahenrys and 10 picomhos to 100
kilomhos. Built-in source/detector (1592Hz).
Connectors for 200Hz — 20kHz manual operation.
Comparator facilities. Analog outputs.
Adjustable sensitivity. Ask for B642 Data Sheet.

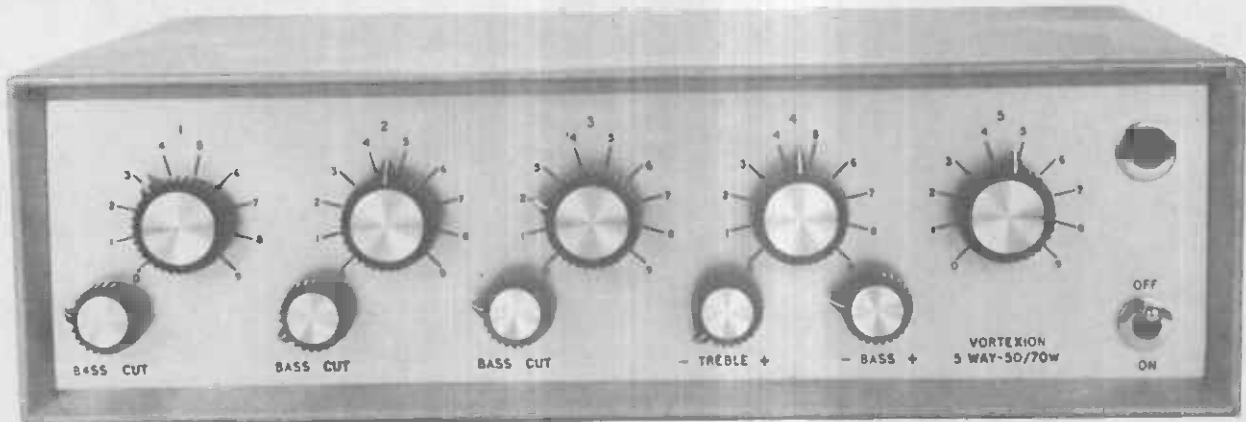
WAYNE KERR

A member of the Wilmot Breedon group.

For more information phone Bognor (02433) 25811. or write to:
Wayne Kerr, Durban Rd., Bognor Regis, Sussex PO22 9RL.

Vortexion

QUALITY AMPLIFIERS FOR THE PROFESSIONAL



50/70 WATT ALL SILICON AMPLIFIER
WITH BUILT-IN 5-WAY MIXER USING F.E.T.s

£93.17
(inc £8.47 VAT)

50/70 WATT ALL SILICON AMPLIFIER
WITH BUILT-IN 4-WAY MIXER

£96.80
(inc £8.80 VAT)

100 WATT ALL SILICON AMPLIFIER

£139.15
(inc £12.65 VAT)

THE 100 WATT MIXER AMPLIFIER

£42.35
(inc £3.85 VAT)

20/30 WATT MIXER AMPLIFIER

£123.42
(inc £11.42 VAT)

CP 50 AMPLIFIER

£163.35
(inc £14.85 VAT)

200 WATT AMPLIFIER

PRICES
ON APPLICATION

F.E.T. MIXERS AND PPMs

Vortexion Ltd

TEL: 01-542 2814 and 01-542 6242-3-4 TELEGRAMS: 'VORTEXION' LONDON SW19
257-263 THE BROADWAY · WIMBLEDON · SW19 1SF

ANDERS MEANS METERS...


LANCASTER RANGE 240°

- Models CS60 and CS80 with scale lengths of 4" and 5.5".
- S.A.E. styling in matt black moulded case.
- Employed extensively for Tachometry, Simulator and Marine applications.
- Availability from sensitivities of 200 microamps
- Competitive prices.



Anders provide what is probably the largest range of meters available from a single source in Europe: MC/MI, dynamometer, vibrating reed, electrostatic, etc. in over 100 case styles and sizes, a few of which are shown below.


Popular models and ranges are stocked in depth while a specially equipped instrument department enables swift production of non-standard ranges and scales, to suit individual customer requirements, in large or small quantities.



Vulcan Moving Iron. 4 models, 1.5", 1.8", 2.7", 3.7" scales. Voltmeters, ammeters and motor starting meters.



Profile 350 edgewise 4.3" scale. DC moving coil and AC moving coil rectified. Horizontal or vertical mounting.




Oxford Long Scale 240°. 2 models, 5.5", 8" scales. DC moving coil and AC moving coil rectified.




Profile Miniature Edgewise Meters. 3 models, 1", 1.2", 2" scales. DC moving coil and AC moving coil rectified.



Kestrel Clear Front. 7 models, 1.3"—5.25" scales. DC moving coil, AC moving coil rectified, AC moving iron.



Stafford Long Scale 240° 6 models, 3.5"—11.5" scales. DC moving coil, AC moving coil rectified, AC moving iron. Also 98° scale.




Regal Range 100° flattened arc. 2 models 2.5" and 3.2" scales. Taut band. DC moving coil and AC moving coil rectified.

Send for fully illustrated catalogue

ANDERS ELECTRONICS LIMITED 48/56 Bayham Place, Bayham Street, London, N.W.1. Telephone 01-387 9092.

Manufacturers and distributors of Electrical Measuring Instruments. Sole U.K. distributors of FRAHM Resonant Reed Frequency Meters and Tachometers. Manufacturers of purpose built electrical and electronic equipment to customers' requirements.

WW—008 FOR FURTHER DETAILS



ARROW

miniature rockers and pilot lights snap-in to action!

A good-looking lineup—the Arrow miniature rocker brigade! They're reporting for 10A 250V ac duty, and just as soon as you call them up, they start saving you assembly time—and panel space. They parade shoulder to shoulder with their unique snap-in facility securing them tightly in an instant. Eight single and eight double pole versions, 2 and 3 position switching with biased action, pilot lights, illuminated rockers—there's a really wide matching choice. Many to BS3955 and CEE24 standards, and ready to face 100,000 ops and still come out switching! Ask for the full data on Arrow 1100 series rockers.

16 AMP VERSIONS

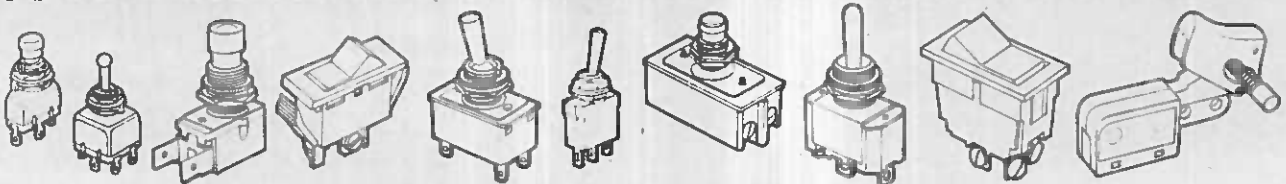
The single pole on/off and some changeover versions are now available with a 16 amp rating. Send for further details.



ARROW-HART (EUROPE) LTD.
PLYMBRIDGE ROAD, ESTOVER,
PLYMOUTH PL6 7PN, ENGLAND.

TEL: 0752 701155 Telex: 45340 Cables: ARROWHART PLYMOUTH

Arrow switches on Stand No. 114 I.E.A. Exhibition




Scottish Office

13 MURRAY PLACE, STIRLING FK8 1DD
Telephone: 0786 3823

U. K. Distributors ITT ELECTRONIC SERVICES HARLOW - 027-96 26777 RENFREWSHIRE -
Johnstone 23457 LEIGH - Leigh 5211/2/3 SUTTON COLDFIELD - 021-355 4511 BRISTOL - 0272 290125
COMWAY ELECTRONICS BRACKNELL - 0344 24765 JERMYN INDUSTRIES. SEVENOAKS - 51174
S.A.S.C.O. LTD. CRAWLEY - 0293 28700 GLASGOW - 041-221 6152/3

Overseas Agents in Arabian Gulf, Belgium, Ceylon, Denmark, East Africa, Eire, Finland, France, Greece, Holland, Hong Kong, India, Israel, Italy, Kuwait, Federation of Malaysia, Norway, Philippines, Portugal, Singapore, South Africa, Spain, Sweden, Switzerland, Trinidad and Western Germany.



THE FG1 FUNCTION GENERATOR

WAVEFORMS AVAILABLE

Sine, square, triangles and ramps. Continuous swept, triggered, gated bursts, frequency modulated, externally sync'd.

AMPLITUDE

Max. 20V pk-pk into open circuit (10V into 50 Ω) on selected waveform at main output. Adjustable from 1mV.

Four basic waveforms available simultaneously from 600 Ω at fixed level of 2.5V pk-pk.

ATTENUATOR

4 positions, 60dB in 20dB steps. For best possible resolution and signal to noise ratio at low signal levels.

FREQUENCY

0.02Hz to 2MHz in seven decade ranges—sine, square and triangle. 1000:1 continuous coarse and fine adjustment on each range. 0.01Hz to 1kHz in five decade ranges—ramp. Dial accuracy $\pm 3\%$ of range max. 0.02 Hz to 200kHz.

OFFSET

± 5 V d.c. bias will offset waveform above or below zero. Push-pull adjustable control.

EXT. VCO

0 to +10V gives 1000:1 frequency upshift from min. dial setting.

0 to -10V gives 1000:1 frequency down shift from max. dial setting, within any selected range.

Voltage may be a.c. or d.c.

Frequency modulation of the output about a centre frequency is possible.

SWEEP

Range: 1000 to 1. Mode: Lin or log. Times 1mS to 1000S.

Width: 5 position switch gives stepped reductions as a percentage of max.

SYNC

Sync. pulse output may be used to trigger an oscilloscope, X-Y plotter etc. Or the output frequency of the FG1 may be locked to a periodic reference signal for tests requiring coherent signals.



Farnell

— real value for money at **£230 U.K.**
(excluding V.A.T.)

INSTRUMENTS DIVISION

FARNELL INSTRUMENTS LTD · SANDBECK WAY · WETHERBY · YORKSHIRE LS22 4DH · TELEPHONE 0937 3541 · TELEX 557294

LONDON OFFICE: TELEPHONE 01-802 5359

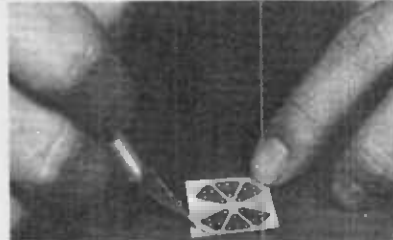
THIS IS HOW YOU CAN USE the **Circuit-Stik**^{INC.} INSTANT PRINTED CIRCUIT BOARD SYSTEM*

Save months of scheduling time. Eliminate design, artwork, photowork, etching and drilling, in all prototype systems.



1. SKETCH YOUR BOARD

Be sure all components are included and placed in the best position for easy copper tape interconnections.




2. CUT PULL TAB

Cut a corner through first layer to make a pull tab.



3. REMOVE QUIK-RELEASE ADHESIVE LINER

Remove polyolefin liner to expose pressure sensitive adhesive.



4. ALIGN SUBELEMENT

Align pre-drilled holes in subelements to matching holes in the pre-drilled board. Backlighting or guide pins allow easy registration.



5. PRESS IN PLACE

Press firmly in place. The pressure sensitive adhesive holds the subelements firmly in place, yet they may be repositioned if necessary. After the adhesive has cured, 48 hours or speeded by heat, the bond strength doubles. The subelement may still be removed but not reused.



6. INTERCONNECT SUBELEMENTS

Interconnect subelements using copper tape or jumpers.

- Overlap copper tape approx. $\frac{1}{16}$ inch.
- Press firmly in place with fingers.
- Do not overstress copper by burnishing onto board as it may tend to lift when soldered.




7. INSULATE CROSSOVERS

Use insulating mylar tape between copper tape when making crossovers.




8. INSERT COMPONENTS

Insert electronic components through the pre-drilled holes from the opposite side of the board. Bend leads over against circuit so that they are firmly held in place, then cut off ends.



9. SOLDER BOARD

Clean surfaces solder best. For best results, use a 47 watt Iron with a 600°F slender tip and very thin, high quality rosin core solder. Excessively dirty surfaces may be cleaned with a rubber eraser or alcohol just prior to soldering. Use only a SMALL amount of solder. Circuit-Stik subelements have a G-10 Epoxy-Glass substrate and may be soldered many times. Copper tape and donut pads do not have an epoxy-glass substrate to act as a thermal barrier during soldering. Therefore, the adhesive will soften and care must be taken to prevent the copper from sliding or lifting. Best results are obtained when the soldering iron tip is held on the lower layer of each overlap joint. The adhesive regains full strength upon cooling.



10. FINISHED CIRCUIT BOARD

Don't lose anymore time. You can go from schematic drawings to card cage systems IN ONE STEP with CIRCUIT-STIK. All types of circuit element configurations may be mixed and combined on the same board.

*U.S. Patent No. 3,538,389
English Patent No. 1,269,592

LOCAL STOCK

Rastra Electronics stocks the complete line of CIRCUIT-STIK Adhesive-backed Copper Patterns. Over 50 of the most popular types are described on the opposite page -- but if you don't see what you need, give us a call . . .



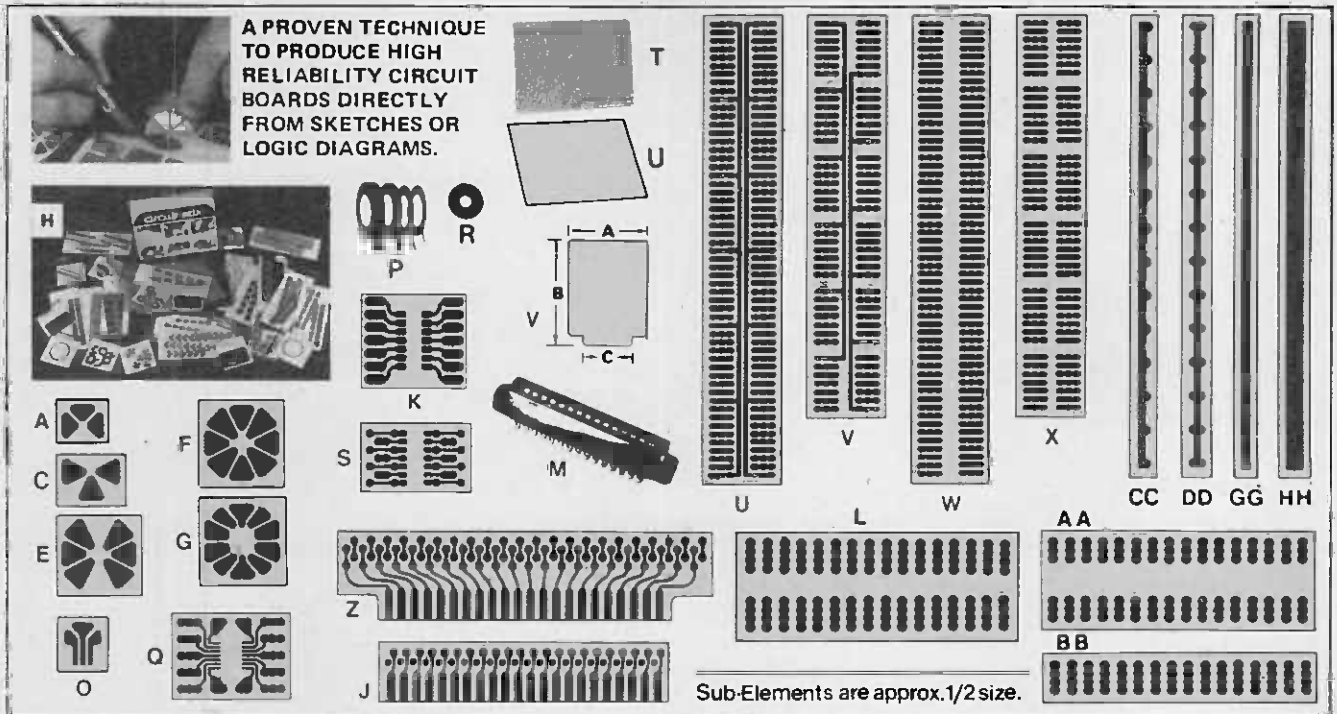
RASTRA ELECTRONICS LTD.

275-281 King Street · Hammersmith · London W6 9NF · Tel. 01-748 3143/2960 · Telex 24443



INSTANT CIRCUIT BOARDS™ PRODUCT SUMMARY

EASY—TO—ORDER: Each element shown below is referenced and described in the table.



A PROVEN TECHNIQUE TO PRODUCE HIGH RELIABILITY CIRCUIT BOARDS DIRECTLY FROM SKETCHES OR LOGIC DIAGRAMS.

Sub-Elements are approx. 1/2 size.

FAST FLEXIBLE

Sub-elements are pre-drilled on .100 grid and preplated ready for soldering. CIRCUIT-STIK provides exceptionally good adhesion, yet can be removed when an "instant" modification is needed.

TO-5 & TO-18 SUB-ELEMENTS				PLUG-IN CONNECTOR STRIPS "HARD GOLD OVER NICKEL PLATE"					
Mfr's Type	Fig.	Pcs. Per Pkg.	Sub-Element Description	Prices Per Package	Mfr's Type	Fig.	Pcs. Per Pkg.	Sub-Element Description	Prices Per Package
1001-010	A	10	TO-18 or TO-5 3 Lead	£ 1.80	1355-005	Z	5	15 Pin, .158" Spacing, Component Side	£ 5.40
1001-030	A	30	TO-18 or TO-5 3 Lead on 5 strips	4.85	1356-005	Z	5	15 Pin, .156" Spacing, Circuit Side	5.40
1021-010	CC	10	TO-5 3 Lead	1.80	1361-005	Z	5	22 Pin, .100" Spacing, Component Side	6.50
1021-030	CC	30	TO-5 3 Lead on 5 strips	4.85	1362-005	Z	5	22 Pin, .100" Spacing, Circuit Side	6.50
1023-010	F	10	TO-5 6 Lead	2.15	1365-005	Z	5	22 Pin, .158" Spacing, Component Side	6.50
1023-030	F	30	TO-5 6 Lead on 5 strips	5.85	1366-005	Z	5	22 Pin, .158" Spacing, Circuit Side	6.50
1024-010	F	10	TO-5 8 Lead	2.15	2367-005	J	5	22 Pin, .158" Spacing, Component Side	5.40
1024-030	F	30	TO-5 8 Lead on 5 strips	5.85	2368-005	J	5	22 Pin, .156" Spacing, Circuit Side	5.40
1025-010	G	10	TO-5 10 Lead	2.15	DISCRETE COMPONENT STRIPS				
1025-030	G	30	TO-5 10 Lead on 5 strips	5.85	1302-005	AA	5	18 Discrete, Component Strip, mounts 80	3.95
DUAL-IN-LINE PACKAGE SUB-ELEMENTS					2301-005	BB	10	Universal Strip, mounts 80 discretes	4.30
1101-010	S	10	Dual-In-Line 14 Lead	2.15		L	5	Mounts 105 components	3.40
1301-030	S	30	Dual-In-Line 14 Lead on 5 strips	5.85	DISTRIBUTION STRIPS				
2101-010	K	10	Dual-In-Line 14 Lead	2.15	1321-010	CC	10	.100" wide	2.50
4 PADS					1322-010	DD	10	.063" wide	2.95
1201-005	U	5	6 DIP's/Strip, 14/16 Lead, pwr. and gnd. avail.	6.50	1325-010	GG	10	Single Row, .100" hole spacing	2.90
1203-005	V	5	6 DIP's/Strip, 14 Lead, pwr. and gnd. pins 7/14	5.40	1326-010	HH	10	Double Row, .100" hole spacing	3.25
1205-005	W	5	Universal, 30 DIP's on 5 strips	6.50	COPPER TAPE, DONUT PADS				
1207-005	X	5	6 DIP's/Strip, 14 Lead	5.40	7101	P	1	.062" wide x 9 ft. long	0.55
3 PADS SHOWN					7102	P	1	.100" wide x 9 ft. long	0.65
1202-005	U	5	6 DIP's/Strip, 14/16 Lead, pwr. and gnd. avail.	5.60	7103	P	1	.187" wide x 9 ft. long	0.70
1204-005	V	5	6 DIP's/Strip, 14 Lead, pwr. and gnd. pins 7/14	4.70	7104	P	1	.250" wide x 9 ft. long	1.45
1206-005	W	5	Universal, 30 DIP's on 5 strips	5.60	7201	R	250	.100" dia. pads	1.80
1208-005	X	5	6 DIP's/Strip, 14 Lead	4.70	7202	R	250	.125" dia. pads	1.80
DOUBLE PADS					7251	B	5	Copper Sheet, 5" x 6"	4.15
1221-005	U	5	6 DIP's/Strip, 14/16 Lead, pwr. and gnd. avail.	5.05	EPOXY-GLASS BOARD MATERIALS - PRE-SHAPED BOARDS PRE-DRILLED HOLES ON .100 INCH GRID PATTERN				
1222-005	V	5	6 DIP's/Strip, 14 Lead, pwr. and gnd. pins 7/14	4.70	7301	T	1	8 1/2" x 17"	6.45
1223-005	W	5	Universal, 30 DIP's on 5 strips	5.05	7402	V	1	"A"-4.5", "B"-6.5", "C"-22 pins	3.80
1224-005	X	5	6 DIP's/Strip, 14 Lead	4.70	7405	V	1	"A"-4.0", "B"-4.5", "C"-15 pins	3.05
SINGLE PADS					CONNECTORS, .156 PIN SPACING				
1231-005	U	5	6 DIP's/Strip, 14/16 Lead, pwr. and gnd. avail.	4.70	7503	M	1	22 Pins	2.15
1232-005	V	5	6 DIP's/Strip, 14 Lead, pwr. and gnd. pins 7/14	4.30	7504	M	1	44 Pins	2.50
1233-005	W	5	Universal, 30 DIP's on 5 strips	4.70	8951	H	1	Prototype Kit	Each 71.65
1234-005	X	5	6 DIP's/Strip, 14 Lead	4.30					
1062-010	Q	10	Flat Pack, 14 Lead	2.15					
1406-010	Q	10	SCR Flat Pkg. Mtg.	2.15					

Order CIRCUIT-STIK components from:

RASTRON ELECTRONICS LTD.

275-281 King Street · Hammersmith · London W6 9NF · Tel. 01-748 3143/2960 · Telex 24443

Motorola LED sentries never die.

Unlike filament indicator lamps, Motorola Light Emitting Diodes don't die.

They come in three colours — red, yellow and green — and in viewing angles to suit all applications.

We're so confident of your determination to be up-to-date, that we've invested heavily to give you the LEDs you want, when you want them.

Use indicator lamps that are worthy of your equipment. Use Motorola LEDs as sentries to watch over it.


To find out more about the design possibilities of these high-reliability products, just send for the new Motorola Opto Electronics brochure, which gives you information about our light detectors and couplers too. You'll find it profitable reading.



MOTOROLA Semiconductors

Motorola Semiconductors Ltd., York House,
Empire Way, Wembley, Middlesex. Telephone: 01-902 8836.
European manufacturing facilities at Toulouse and East Kilbride.
Distributors: Ceidis Ltd., Reading; East Kilbride;
GDS (Sales) Ltd., Slough; Dublin; Jermyn, Sevenoaks;
Lock Distribution, Oldham; Semicomps Ltd., Wembley.

WW—012 FOR FURTHER DETAILS



ACTUAL SIZE

The Dymar Lynx. A mobile radiotelephone system so special we put our own name on it.

This Lynx has a pedigree. Since 1964 Dymar has designed and built VHF radiotelephones which have borne some of the most famous names in the industry.

Now we have something special. A complete VHF AM and FM mobile radiotelephone system. It cost £100,000 to develop. It's different. It's our own. The name is Dymar. The brand is Lynx.

Lynx mobiles come as local control units. The entire circuitry, space for options and a 5in elliptical speaker in a single .15 ft³ package. Or as extended control types, when the panel unit demands only 6.75 x 3.5 x 2.3in of dash space and the transmitter/receiver vanishes into the boot or under a seat.

Selective calling, if specified, is one of the options that gets built-in.

AM sets - 15/20W RF output standard - are Low, Home Office, Air, Mid or High band. FM cover Low, Home Office or High at a standard 20/25W. One, six or 10 channel versions are available, with 12.5 kHz or 25kHz channel spacing.

Before specifying a VHF mobile, check on the rest of the spec. The tough diecast aluminium construction; the clever use of ICs and FETs; the modular approach to sub-assemblies and the accessibility of components; the safety padding; the lot.

It's all in the leaflet Lynx Mobile Communication, and in a series of Data Sheets. Use the Reader Enquiry Service today, or write direct to Dymar.



the name in radiotelephones

DYMAR ELECTRONICS LIMITED,
Colonial Way, Radlett Road, Watford,
Herts. WD2 4LA. Tel: Watford 37321
Telex: 923035. Cables: Dymar Watford.

Handful of relay know-how!



We are one of the largest manufacturers of Miniature Plug-in Relays in Europe.

Varley miniature plug-in relays including the Miniaturised Bi-stable polarised relay type VPR and Post Office approved relay type 23 are used and approved by most leading electronic manufacturers throughout the world. The reasons: PERFORMANCE, RELIABILITY, PRICE.

Varley go to great lengths to ensure a consistently high standard of performance and reliability in the manufacture of their range of relays. Ultrasonic cleaning is used throughout manufacture. Each relay is checked under dynamic conditions for contact performance and timing.

If you have a relay requirement or problem contact Varley Technicians now, or send the coupon for the Varley catalogue.

Varley[®]

Oliver Pell Control Ltd.
Cambridge Row, Burrage Rd., Woolwich,
London, SE18. Tel: 01-854 1422 Telex: 897071

Name _____

Company _____

Address _____

WW 4.74

KEF C SERIES

 **KEF ELECTRONICS LIMITED**
TOVIL MAIDSTONE ME15 6QP Tel 0622 57258
Registered in England No 702392

KEF offer you an excellent choice of loudspeaker systems whatever your requirements. The larger speaker systems such as the Concerto are capable of reproducing more extreme bass and handle higher amplifier power. The difference in sound between the largest and the smallest speaker system is subtle – the high quality and detailed engineering is evident throughout.

KEF believe that restricted space need not necessarily restrict performance – visit your KEF dealer and hear what we mean.

Full details of the Coda¹, Cantor², Chorale³, Cadenza⁴ and Concerto⁵ will be sent on request.



The case for interface 74 is backed by research



Texas Instruments take pleasure in inviting you to Interface 1974 — the Technical Seminar of the year — at London's Talk of the Town. This year Texas Instruments stage a completely new presentation made possible by the hundreds of new products, new

applications and new ideas springing from their advanced technology. Interface 1974 will contain Product and Applications information vital to the job you are doing for your company. Subjects covered include New Bipolar I.C.s, Timtor transistors, Consumer I.C.s, Power transistors, Optoelectronics and new MOS products. Nowhere else would you accumulate so much important, comprehensive information in one day.

At every Seminar Texas Instruments conduct a survey among delegates. In 1973 the research document drew a sample of 462 answered questionnaires. These indicated

that 89 per cent of the delegates attending found the Seminar informative, 78 per cent liked the presentation, 90 per cent found the Seminar useful to them personally and 87 per cent said it would be useful to their companies. Texas Instruments also use this feedback to ensure that the technical content and presentation of their seminars is improved every year to meet delegate needs as closely as possible.

T.I. Technical Seminars—Where experience counts

Interface 74 combines the renowned facilities of the Talk of the Town with highly sophisticated audio visual equipment to provide interesting and well illustrated lectures. This year extensive use will be made of video-taped material to demonstrate semiconductor devices in working applications.

To derive full concentration and the maximum benefit from lectures each delegate will be seated in comfort. Large screen presentation of slides and video will be used to ensure clear and comfortable viewing. Coffee and biscuits will be provided on arrival and a three course lunch served at your table. Every delegate receives a slide book

which reproduces the Seminar slides (over 300) shown through the day. In addition a comprehensive data pack is provided covering the major topics of the Seminar. Tickets for Interface 74 cost £12 plus VAT. This is inclusive of coffee, lunch and data pack. Training Board grants greatly reduce the net cost to a company. Certificates of Attendance will be provided.

interface 74


Tues. 11 June, Wed 12 June, Thur. 13 June at The Talk of the Town, Leicester Square, London.



TEXAS INSTRUMENTS

Texas Instruments Limited, Manton Lane, Bedford. Tel: Bedford 67466

WW—016 FOR FURTHER DETAILS



ORDER FORM

*Please send me further details on Interface 74

OR

*Reserve me _____ tickets for *11th, *12th, *13th June

I enclose a crossed cheque made payable to Texas Instruments Limited for £ _____

OR

*My official Company Order No. is _____

Name _____

Address _____

Tel. No. _____

*Delete as applicable (WW)

Amplivox Minilite. Untouched by human ear.

New Minilite weighs a mere 50g. Yet it combines maximum operating efficiency with absolute wearer comfort.

With Minilite, Amplivox have avoided the problems of the old fashioned earplug inserts through ingenious use of an adjustable earpiece. An acoustic tube with sibilant filter replaces the heavier and more familiar boom microphone. Pressure pads are out too, instead there is a non-metallic headband with special bars that give stability without uncomfortable pressure.

Specified for Eurocontrol, Minilite is being widely used in air traffic control, aviation and communications control as well as other branches of industry. Minilite is, undoubtedly, the headset of the seventies. It's just one of the wide range of high-quality specialist products for civil and military use from Amplivox. No-one else offers so much for so little.

To find out more about the Amplivox range of communications products—write today stating your application requirements to:

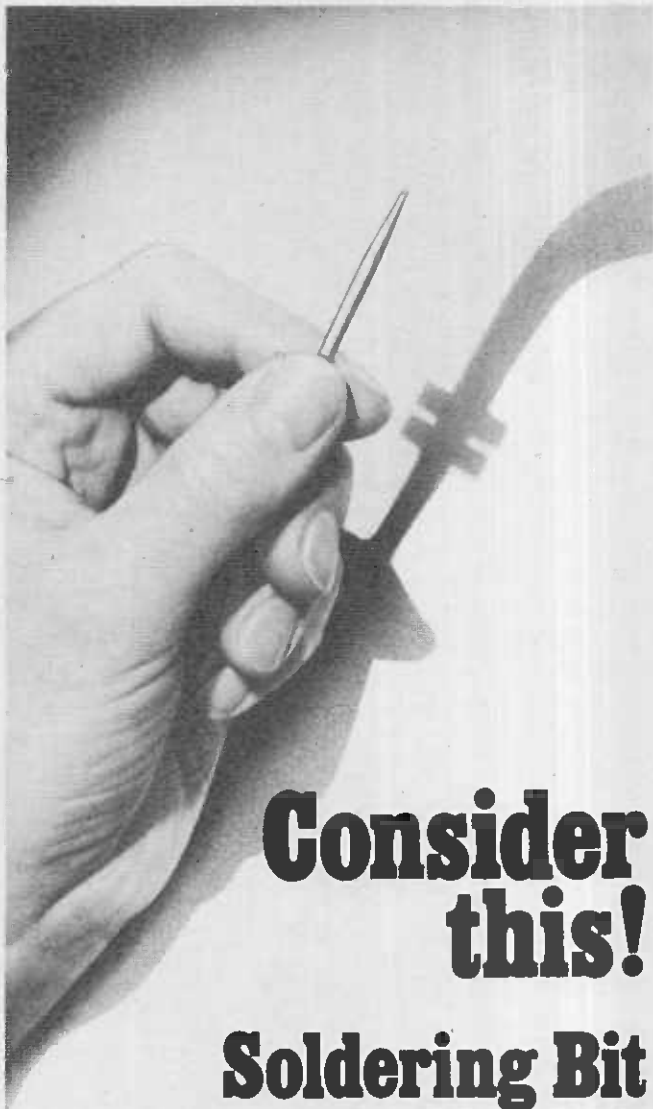
Racal – Amplivox Communications Limited
Beresford Avenue, Wembley, Middx., England.
Tel: 01-902 8991. Cables: Amplivox Wembley.
Telex: 922101



Racal – Amplivox Communications Limited, Beresford Avenue, Wembley, Middx., England.
Please send details of the Amplivox range of communications products:

Name _____
Company _____
Address _____

WW4174



**Consider
this!**

**Soldering Bit
costs reduced by 45%**

Adcola LONG LIFE soldering bits are still in use after 100,000 soldering joints, if you use copper bits you will need at least ten of them plus nine bit changes and the continual dressing of bit faces to equal this.

Its a must to consider the saving from the use of ADCOLA LONG LIFE soldering bits.

**order now ADCOLA
LONG LIFE SOLDERING BITS**

Our soldering instruments are second to none!

ADCOLA PRODUCTS LIMITED, ADCOLA HOUSE,
GAUDEN ROAD, CLAPHAM, SW4 6LN
DEPT. WW SOLDERING BIT SALES.
Please send me your latest soldering bit catalogue

NAME:

ADDRESS:



WW—018 FOR FURTHER DETAILS

AMTRON electronic kits OFFER YOU A CHOICE

With 200 different kits in the range there's a choice for everyone. From a simple signal tester to complex I.C. Digital equipment they come complete with comprehensive assembly instructions and even the solder required.



They provide hours of enjoyment and make up into reliable, well-tested electronic units.

So whether you're a dabbler or an expert make AMTRON your choice.

THE BIG NAME IN ELECTRONIC KITS.



4 & 7 Castle Street, Hastings, Sussex TN34 3DY
Tel: Hastings 2875

WW—019 FOR FURTHER DETAILS

THE MOST ADVANCED SINGLE TUBE COMPACT COLOUR TV CAMERA YET

The HV-1500 from Shibaden

Combining compact, light weight design with excellent colour fidelity this new single tube Shibaden camera fills the need for a high performance camera, small and simple enough for every CCTV application.

The HV-1500 has a unique Filter Integrated Colour Vidicon which does away with the usual complicated optical separation system and replaces it with a special vidicon filter, complemented by simple colour separation circuitry. The result is beautiful colour pictures, even in low light conditions, with no overlapping of images.

This simplicity of design also contributes to the camera's sturdiness. Coupled with the built-in automatic light sensitivity control, this makes the HV-1500 as easy to operate as a black and white camera. Besides being ideal for all studio and outside broadcast uses, the simplicity, compactness and colour quality of the HV-1500 make it the perfect camera for applications such as surveillance, medical diagnosis, research and development and process control.

To see the HV-1500 in action, or for complete technical information, contact Shibaden's Technical Service Department at 01-203 4242/6 or write to:

**HITACHI SHIBADEN
(U.K.) LIMITED**

BROADCAST & CCTV EQUIPMENT MANUFACTURERS
Lodge House · Lodge Road · Hendon · London
NW4 4DQ.



CU-1500 camera control unit



WW-020 FOR FURTHER DETAILS

CONVERTERS

VOLTAGE TO FREQUENCY FREQUENCY TO VOLTAGE

- * All ANCOM converters have built-in reference sources
- * Linearity and stability, factory specified
- * Negative or Positive input types
- * Floating output
- * Applications, A-D conversion
Precision Integrators
Telemetry of analogue signals
Shaft rotation etc.
- * Auxiliary modules
Telemetry amplifiers
Clock modules

**BRITISH MADE
QUICK DELIVERY**

ancom

DEVONSHIRE STREET
CHELTENHAM, ENGLAND
☎ 0242 53861 or 24690



WW-021 FOR FURTHER DETAILS

“Ampex and WHAT?...”

The JAMES SCOTT Alignment Units for D.R. and F.M. Multi-Channel Tape Recorders.



The F.M. Alignment Unit Type FMU/1 illustrated was designed at the Royal Radar Establishment, Malvern, to suit Ampex Recorders working on the IRIG intermediate band specification (using ES 100 Electronics) e.g. Model Numbers FR 1200, FR 1260, FR 1300, FR 1800L, FB 400, PR 500

If you have a sophisticated Ampex Recorder—Align it to the Manufacturers specification using our Alignment Units for D.R. & F.M. Systems.

Speedy and inexpensive

For Further information and Technical Literature Write or telephone.

JAMES SCOTT
(Electronic Engineering) Ltd
CARNTYNE INDUSTRIAL ESTATE
GLASGOW G32 6AB
Tel: 041-778 4206

WW—022 FOR FURTHER DETAILS

DC/AC SINEWAVE TRANSVERTORS (transistorised Invertors/Convertors)



Many world famous car manufacturers such as FORD, BRITISH LEYLAND, including ROVER-TRIUMPH, VAUXHALL, develop their cars under exact laboratory conditions. The AC electric power to drive the precision instruments and computers is provided by Valradio Transvertors.

TYPE D12/400S

Type	Input Volts	Output	Price
C12/30S	12	115/230v 30W sine wave	£32.45
C12/60S	12	115/230v 60W sine wave	£43.60
D12/120S	12	115/230v 120W sine wave	£57.00
D12/200S	12	115/230v 200W sine wave	£81.80
D12/400S	12	115/230v 400W sine wave	£197.00
D24/500S	24	115/230v 500W sine wave	£197.00

All prices +10% VAT. All 50Hz $\pm \frac{1}{2}$ Hz. Also available 60Hz $\pm \frac{1}{2}$ Hz at same price.


For operating frequency and wave form sensitive equipment such as sound tape recorders, video tape recorders, professional film cameras, sensitive instruments, etc.

Other models available for inputs of 24, 60, 110 and 220 volts DC. Square waveform output also available, generally from stock. Send for informative brochure.

VALRADIO LIMITED
BROWELLS LANE, FELTHAM, MIDDLESEX
TW13 7EN, ENGLAND
TEL: 01-890 4242/4837

WW—023 FOR FURTHER DETAILS

Accurate and direct measurement of speed without coupling to moving parts



FRAHM resonant reed TACHOMETERS

for hand use or permanent mounting

Ranges and combinations of ranges from 900 to 100,000 r.p.m.

Descriptive Literature on Frahm Resonant Reed Tachometers and Frequency Meters available from the sole U.K. Distributors, Manufacture and Distribution of Electrical Measuring Instruments and Electronic Equipment. The largest stocks in the U.K. for off-the-shelf delivery.


Anders means meters

ANDERS ELECTRONICS LIMITED

48/56 Bayham Place, Bayham Street,
London NWT Tel: 01-387 9092

WW—024 FOR FURTHER DETAILS

Purpose-built servo and actuator systems using standard components




Low Inertia DC motor

Typical precision gears

McLennan have considerable experience in the solution of actuator and servo problems using synchronous, stepping and D.C. motor techniques as well as solenoid-powered types. An important facet of our skill lies in purpose-designing around standard components for speed and economy of building.

Bi-directional Control Amplifier



Servomotor



Gearhead with integral feedback Potentiometer

The illustration shows a selection of modules from the McLennan standard range which are available as individual items or can be supplied engineered to custom-built systems. Such a system could be complete in itself or form part of your own design.

Typical examples include:

Camera positioning: Plotting Devices:
Self-steering Systems:
Signal-seeking Aerial Drives:
Professional Tape Drives:
Automated Production Lines.

TYPICAL APPLICATIONS

- Machine Tool Drives
- Positioning in Radiology
- Fast Panning of Heavy Cameras
- Stable Variable Speed Drives for Research and Production
- Jacking Systems



McLennan Engineering Ltd

Control Systems and Components

Kings Road, Crowthorne, Berkshire. Tel: Crowthorne 5757/8.

WW—025 FOR FURTHER DETAILS

See us at the I.E.A. Exhibition on stands 108 and 232.



OK Plastic Boxes

- Ex stock availability
- Eight different sizes; three different types
- Moulded in high-impact polystyrene
- Suitable for machining, engraving and silk-screen printing
- Two-tone, light grey or transparent top; dark grey base
- Suitable for free-standing or wall-mounting applications
- Integral fixing points in base for circuit boards or chassis
- Other sizes supplied to special order

UK DISTRIBUTOR
Vero Electronics Limited
Industrial Estate,
Chandler's Ford,
Eastleigh, Hants,
SO5 3ZR
Tel: Chandler's Ford 2952
Telex: 47551

vero

Subsidiaries and Agents
throughout the World

WW—026 FOR FURTHER DETAILS

MODEL: TTR-21

*Easy-handling,
superb performance!!*

PORTABLE VHF TRANSCIVER



(150MHz, 1W)

FEATURES:

- Three operating frequencies in any 2MHz segment of the 142-172MHz range may be selected.
- A monolithic HCM filter produced by our own crystal division is used in the IF amplifier. Performance and selectivity in this single superheterodyne set are excellent.
- A light emitting diode is used to indicate the transmit output level and condition of the battery. This approach improves reliability and allows checks under poor lighting conditions.
- Use of a pistor eliminates the troublesome fuse and alleviates maintenance requirements.



EXPORT DEPARTMENT
TOYO BUILDING, NO. 6-12-20, JINGUUMAE,
SHIBUYA-KU, TOKYO, JAPAN
CABLE: EXPORTOYOCOM-TOKYO
TEL: 03 406 3355
TELEX 02423001

WW-027 FOR FURTHER DETAILS

Transducer and Recorder amplifiers and systems



reliable high performance & practical controls
individually powered modules—mains or dc
option single cases and up to 17 modules
in standard 19" crates small size—low weight
—realistic prices.

FYLDE

Fylde Electronic Laboratories Limited
6/16 Oakham Court, Preston PR1 3XP
Telephone: PRESTON 57560

WW-028 FOR FURTHER DETAILS



Minimod

Made in Britain by Gardners...

First of a new range of all-British miniature encapsulated power supplies, the Minimod series is designed and manufactured by Gardners to provide reliable, regulated power supplies in a neat pack designed to plug into your P.C. board. Minimod simplifies development or production of equipment by providing power where you need it. Minimod provides a choice of a standard 5 volt output (available up to 1 Amp) for digital circuits or 12.0-12 or 15.0-15 volts for linear circuits, using a 230 volt input. Each unit is fully stabilised with fold back current limiting, and in the case of 5 volt units, over voltage crowbar is provided...

Ask Gardners to tell you more about Minimod.
Standard or special models can be supplied.



Specialists in Electronic Transformers and Power Supplies.

GARDNERS

TRANSFORMERS LIMITED

Gardners Transformers Limited, Christchurch, Hampshire BH23 3PN
Telephone 02-015 2284 Telex 41276 Gardners XCH

WW-029 FOR FURTHER DETAILS

Linstead Laboratory Instruments



M2B **WIDE RANGE MILLIVOLTMETER**
High impedance millivoltmeter with 20 scales total measurement range 60 micro-amp a.c. to 400 volts d.c. 10-megohm input with overload protection and frequency range of 500 kHz
£38.80




G5 **WIDE BAND SIGNAL GENERATOR**
Sine-square wave wide band high power signal generator. 10 Hz-1 MHz. 0-8 volts r.m.s. 2 watts into 5 ohms incorporating short circuit protection.
NUFFIELD SPECIFICATION 181 **£32.80**

Linstead
the best for less

BRITISH MADE BY LINSTAED
Linstead Electronics, Roslyn Works, Roslyn Road, London N15 5JB. Telephone: 01-802 5144
Ireland, Lennox Laboratory Supplies Ltd., 3/4 South Leinster Street, PO Box 212A, Dublin 2.
Denmark, Scantysik, 13-16 Hjørtinggade, DK 2100, Copenhagen.
Sweden, EMI Svenska A/B, Trilovavagen 17, Fack, 171 19 Solna 1.
Norway, EMI Norsk A/S, Postboks 42 Korsvoll, Oslo 8.
Malaysia, Laboratory Equipment Sdn. Bhd., P.O. Box 60, Batu Pahat.
Benelux, A.S.E. Ltd., Nationalstraat 38, B-2000 Antwerp.

WW-033 FOR FURTHER DETAILS

High Performance varicap tuner



The model EF 5603U high performance FM Varicap Tuner, incorporates back-to-back diodes with a five gang triple interstage coupling.

FEATURES: ★ High selectivity ★ Low oscillator harmonic content
★ All rejections above 90 dB ★ Receiving frequency 87 MHz and 109 MHz
★ Low price plus good delivery time

TOKO U.K. Ltd
Shirley Lodge, 470 London Road, Slough, Bucks.
Tel: (75) 48444 Telex: 847185



WW-034 FOR FURTHER DETAILS

1" and 1/2" Video Tape from Dixons Technical. At very non-technical prices.

Our 1/2" Tape range.	Recommended Price (Exc. VAT)	Dixons Price
SCOTCH 1/2" 2400 ft	£10.40	£8.50
SCOTCH 1/2" 3000 ft	£16.82	£13.50
BASF 1/2" 2400 ft	£10.75	£8.50
SHIBADEN 1/2" 2400 ft	£10.80	£9.10
DIXTEC CCTV 1/2" 2400 ft		£5.50

Now 1" tape at less than half price!

	Average recommended price (Exc. VAT)	Dixons price
1075 ft on 8" x 1" NAB Metal Spool	£15.00	£7.00
1500 ft on 8" x 1" NAB Metal Spool	£19.50	£7.50
2150 ft on 8" x 1" NAB Metal Spool	£20.75	£9.50
3000 ft on 9 1/2" x 1" NAB Metal Spool	£26.50	£9.50


All Dixtec Video Tapes are of the highest quality; we supply 1/2" in air-tight containers, also 1" on metal spools. Current stocks are high, but so is demand. We recommend you place your order quickly.

Please send me _____ reels of _____ Tape.
Size _____ Length _____ Dixons Price _____
TOTAL PRICE: _____
I enclose a cheque made payable to Dixons Technical Limited. WW/VT/4
NAME _____
ADDRESS _____



WW-035 FOR FURTHER DETAILS

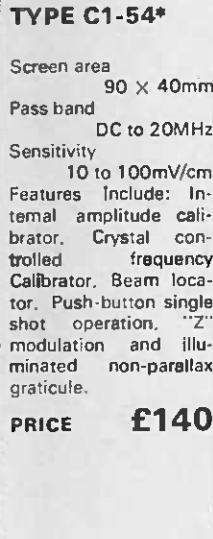
STORAGE OSCILLOSCOPE



TYPE C8-1*
 Screen area 60 x 80mm
 Max writing speed 200km/sec
 Pass band DC to 1MHz
 Sensitivity 10mV to 50V/cm
 Image holding time:
 In normal operation 30 min
 Instrument switched off 1 week

PRICE £240

WIDE-BAND OSCILLOSCOPE



TYPE C1-54*
 Screen area 90 x 40mm
 Pass band DC to 20MHz
 Sensitivity 10 to 100mV/cm
 Features Include: Internal amplitude calibrator, Crystal controlled frequency Calibrator, Beam locator, Push-button single shot operation, "Z" modulation and illuminated non-parallax graticule.

PRICE £140

PLEASE WRITE FOR FULL CATALOGUE OF TEST EQUIPMENT

*Made in USSR

OBTAINABLE FROM STOCK FROM

Z & I AERO SERVICES LTD

44A WESTBOURNE GROVE, LONDON W2

Telephone 01-727 5641


Telex 261306

WW-036 FOR FURTHER DETAILS

Endless Loop Cartridge Units

- Designed, Developed, Manufactured.

As used in industrial monitoring alarm and public address systems etc., - by manual or remote control. All enquiries welcomed.



FITCH TAPE MECHANISMS

Write or phone:

7a Balham Grove, London, SW12. 01-873 1362.

WW-037 FOR FURTHER DETAILS

THINKING OF BUYING

Sullivan

Taylor



MEGGER



THEN CONTACT THE APPOINTED U.K. DISTRIBUTORS:-

REPAIR AND
 RECALIBRATION
 SERVICE AVAILABLE
 ON AVO MULTIMETERS



Farnell

FARNELL INSTRUMENTS LIMITED, SANDBECK WAY, WETHERBY, YORKSHIRE LS22 4DH TEL: 0937 3541 TELEX 557294 LONDON OFFICE TEL: 01-802 5399

WW-038 FOR FURTHER DETAILS


CONTRACTORS TO H.M. GOVT. P.O. APPROVED

REPAIRS OF ELECTRICAL MEASURING INSTRUMENTS

7-14 DAYS SERVICE

TO SOLVE YOUR INSTRUMENT PROBLEMS CONTACT

Industrial and Precision Grade



MODEL 8 MK. V

LEDON INSTRUMENTS LTD.

76-78 DEPTFORD HIGH STREET, LONDON. SE8. TEL: 01-692 2689


GLADSTONE WORKS, GLADSTONE ROAD, FOLKSTONE, KENT. TEL: (STD) 0303 57555



STOCKISTS
 ALSO SUPPLIERS OF GEC
 RISSO AND OTHER
 MULTIRANGE TEST SETS

WW-039 FOR FURTHER DETAILS

New active filter takes over from passive networks



These active filters are designed to take over the functions of passive filter networks in audio telecommunications systems. They offer several advantages, in space-saving, economy and reliability.

As a size comparison, one active filter will take up the same space as two Post Office Type 3000 relays. By using the same fixing and terminal holes as the relays, it offers an extra convenience when baseboards are being prepared. By replacing inductive components with solid state devices, filter characteristics have been obtained at less cost, without insertion loss, and with increased flexibility and economy. These new active filters have B.P.O. approval, and have wide applications, in the audio area and in signalling and control systems.

Whiteley

SEE US ON
STAND No. 101
I.E.A. EXHIBITION

versatility...

ELECTRONIC & ELECTRICAL DESIGN

PRODUCTION CAPABILITY

CABINET MAKING

SHEET METAL FORMING/FINISHING


PLASTICS MOULDING

ENCAPSULATION

WHITELEY ELECTRICAL RADIO CO. LTD.
Mansfield, Notts, England. Tel. Mansfield 24762
London Office: 109 Kingsway, W.C.2. Tel. 01-405 3074

WW-040 FOR FURTHER DETAILS

low cost memory card is easy to interface



RSS 3000 CARD
Random Access
256 Words
12 Bits or less
1 Microsec cycle
TTL Compatible
Expandable
Easy interfacing
LOW COST
£67.50 one off
plus VAT

Limrose's low cost Random Access Memory Card Type RSS 3000 uses 'static' memory chips and is very easy to interface with any equipment. All inputs and outputs are TTL compatible and no clock or timing considerations are necessary when reading or writing into the memory.

The RSS 3000 features a complete memory system on a single printed circuit board and measures 6 1/2 inch x 7 1/2 inch with a 43-way edge connector termination. Also available is a Memory Address Register for expansion up to 4096 words, and a power supply card suitable for driving up to four RSS 3000 cards at a time.

Fully decoded address lines, Tri-state output, simple asynchronous control lines and low cost makes this system ideal for use as a buffer store in small computers etc.


limrose electronics ltd.

8-10 KINGSWAY, ALTRINCHAM, CHESHIRE, WA14 1PJ Tel. 061 928 8063

WW-041 FOR FURTHER DETAILS

BIG BOOST FOR THE GARDNERS RANGE

50Hz 300VA Square Wave Inverters



If it's produced by Gardners it must be something special, and it is! Now available, models 107A and B are precision built inverters providing 240 volts a.c. from 12 and 24 volt battery systems.

Both models offer unusually high output ratings enabling the user to operate many conventional loads such as lighting and small power tools in situations where main power supplies are not available.

Gardners inverters are designed to drive any mains operated equipment which is not unduly sensitive to the difference between sine and square waveforms. Incandescent lamps, TV sets, electric drills are typical of a wide field of possible applications ...

Both the 107A and B models are rated at 300VA (300W U.P.F.) and will accommodate reasonable short term overloads. Price £87 plus VAT.

Brochure GT 28 gladly sent on request.

Gardners

Specialists in Electronic Transformers and Power Supplies

GARDNERS


TRANSFORMERS LIMITED

Gardners Transformers Limited Christchurch Hampshire BH23 3PN
Telephone 02-015 2284 TELEX 41276 GARDNERS XCH.

WW-042 FOR FURTHER DETAILS

A NEW STANDARD FOR SOUND REPRODUCTION

HD250 High Definition Stereo Control Amplifier



Designed for disc and tuner input and two tape machines, with complete recording and reproducing facilities.

The HD250 amplifier establishes a new standard in amplifiers for sound reproduction in the home. Improvements have been made in respect of performance, engineering design and quality of construction. We believe that no other amplifier in the world can match the specification of the HD250 *at any price*. Look at extracts from the specification below.

Power output

Rated: 50 watts average continuous power per channel, into any Impedance from 4 to 8 ohms, both channels driven.

Maximum: 90 watts average power per channel into 5 ohms load.

Distortion

Pre-amplifier: Zero. (Cannot be identified or measured as it is below inherent circuit noise.)

Power amplifier:

at rated output: Less than 0.02% (typically 0.01% at 1 kHz.)

at 25w output: Typically 0.006%.

Hum and noise output

Disc: -83dBv. Measured flat with noise bandwidth of 23kHz.

-88dBv. Measured with "A" weighted characteristic.

Line: -85dBv. Measured flat.

-88dBv. "A" weighted.

Size: 17" x 4 1/2" x 11" deep overall.

Weight: 21 lb.

Write or phone for leaflet A25.274 which describes the design philosophy and conception of the HD250, together with a complete specification.

RADFORD AUDIO LIMITED, BRISTOL BS3 2HZ. Tel. 0272 662301

WW-043 FOR FURTHER DETAILS



from STARWET

SPECTRUM ANALYSER MODULE ST858



The STARWET spectrum analyser module ST 858 is the latest item to stem from the STARWET design team. The result of several years work it incorporates new concepts based on a different approach to spectrum analysing. The outcome being an ultra reliable instrument with an excellent specification (by any standards) at a price hitherto thought impossible for equipment of this calibre and type.



SPECIFICATION: Frequency range 10 MHz to 850 MHz in two calibrated ranges **Sensitivity** Better than 50 mv for 0.5V per cm **Resolution** Better than 25 KHz. **Dispersion** From less than 1 MHz to 400 MHz variable **Input** Via 50ohm BNC connector on front panel **Output** 1 Coax cable for connection to Y input on scope **Output** 2 Coax cable for connection to sync. Input on scope **Power requirements** 240 volts AC 50 Hz 10 watts. (Other voltages and frequencies available as required) **Size** Width 11in (28cm.) Height 4.375in. (11.2cm.) Depth 8.5in. (21.6cm.) **Nett weight** 7.5lbs (3.4 Kg) **Gross weight** 10lbs (4.5 Kg.)

For further details contact the sole distributors of STARWET equipment:

CHILTMEAD LTD

7-9 ARTHUR ROAD, READING, BERKS (rear Tech College) Tel. Reading 582605

The new Rank WOW & FLUTTER Meter Type 1742



Fully transistorised
for high reliability

Versatile

Meets in every respect all current specifications
for measurement of Wow, Flutter and Drift
on Optical and Magnetic sound recording/reproduction
equipment using film, tape or disc

High accuracy

with crystal controlled oscillator

Simple to use

accepts wide range of input signals with
no manual tuning or adjustment

Two models available:

Type 1742 'A' BS 4847: 1972 DIN 45507
CCIR 409-2 Specifications
Type 1742 'B' BS 1988: 1953 Rank Kalee
Specifications

For further information please address your enquiry to

Mrs B. Nodwell

Rank Film Equipment, PO Box 70

Great West Road, Brentford

Middlesex TW8 9HR


Tel: 01-568 9222 Telex 24408 Cables Rankaudio Brentford



RANK FILM EQUIPMENT

WW—044 FOR FURTHER DETAILS

ELECTRONIC INDUSTRIAL THERMOMETER



THE MODERN WAY TO MEASURE TEMPERATURE

A Thermometer designed to operate as an Electronic Test Meter. Will measure temperature of Air, Metals, Liquids, Machinery, etc., etc. Just plug-in the Probe, and read the temperature on the large open scale meter. Supplied in zippered vinyl case with transparent front and carrying loop. Probe, and internal 1½ volt standard size battery. Model "Mini-On 1" measures from -40°C to +70°C, price £17.50 Model "Mini-On Hi" measures from +100°C to +500°C, price £20.00 (V.A.T. EXTRA)

Write for further details to

HARRIS ELECTRONICS (LONDON),
138 GRAY'S INN ROAD, LONDON. WC1X 8AX
(Phone 01-837 7937)

WW—045 FOR FURTHER DETAILS

HEPWORTH ELECTRONICS

A DIVISION OF B. HEPWORTH & CO. LTD.

Bank Buildings, Kidderminster.

PRESENT

**ELECTRONIC
DEVELOPMENT
CORPORATION**

**AC-DC
PRECISION
CALIBRATORS**



DC milli Volt Calibrator MV105

THIS IS ONLY ONE UNIT FROM THE E.D.C. RANGE
OF MANUAL OR PROGRAMMABLE VOLTAGE
STANDARDS.

Tel: 0562 2212 or 3 for Data and Price

WW—046 FOR FURTHER DETAILS

Eddystone Radio



Economy! Simplicity! Reliability!

1830 Series C.W, M.C.W, A.M, S.S.B



- Crystal controlled
- Transistorized HF/MF general purpose receiver
- 120 kHz – 30 MHz in 9 ranges
- Rack mounting as standard
- Cabinet optional extra
- AC or battery operation
- British MPT approved as ships reserve receiver

Illustrated brochure from:

Eddystone Radio Limited


Alvechurch Road, Birmingham B31 3PP. Tel: 021-475 2231. Telex 337081.

A member of Marconi Communication Systems Ltd

LTD/ED105

WW—047 FOR FURTHER DETAILS

BIAS ELECTRONICS



PROFESSIONAL RECORDERS

for broadcasting and studio use.

Our range includes console, transportable and rack mounting machines.

Mono-stereo $\frac{1}{4}$ " 4 track $\frac{1}{2}$ " 4 track $\frac{1}{4}$ " slow speed radio station loggers all to IBA requirements.

BIAS ELECTRONICS LTD. 01-947 3121
Unit 8, Coombe Trading Estate, 112-120 Coombe Lane, London SW20 0BA

WW—048 FOR FURTHER DETAILS

ENGINEERS

FREE

YOURSELF FOR A

BETTER JOB WITH MORE PAY!



Do you want promotion, a better job, higher pay? "New Opportunities" shows you how to get them through a low-cost B.I.E.T. home study course. There are no books to buy and you can pay-as-you-learn.

The B.I.E.T. guide to success should be read by every ambitious engineer. Send for this helpful 76 page FREE book now. No obligation and nobody will call on you. It could be the best thing you ever did.

CUT OUT THIS COUPON
CHOOSE A BRAND NEW FUTURE HERE!
Tick or state subject of interest. Post to the address below.

- | | |
|--|---|
| <input type="checkbox"/> BIET—Technatron Electrical Practical Radio & Electronics (Technatron) | <input type="checkbox"/> C. & G. L.I. Radio TV Servicing Cert. |
| <input type="checkbox"/> Electronic Engineering | <input type="checkbox"/> Post Master General 1st & 2nd class Certs. |
| <input type="checkbox"/> Television Maintenance & Servicing | <input type="checkbox"/> C. & G. Electrical Engineering Practise |
| <input type="checkbox"/> General Radio & TV Engineering | <input type="checkbox"/> C. & G. L.I. Installations |
| <input type="checkbox"/> Radio Servicing, Maintenance and Repairs | <input type="checkbox"/> General Electrical Engineering and Wiring |
| <input type="checkbox"/> City & Guilds Radio, TV Electronics Mechanics | <input type="checkbox"/> Society of Engineers (Electrical Eng.) |
| <input type="checkbox"/> Radio Amateurs | <input type="checkbox"/> Electrical Installations and Wiring |
| <input type="checkbox"/> Practical TV | <input type="checkbox"/> C. & G. Electrical Technicians (Primary) |
| <input type="checkbox"/> Colour Television | <input type="checkbox"/> C. & G. Telecommunications |
| <input type="checkbox"/> Computer Electronics | |

To B.I.E.T., BWW 02 Aldermaston Court, Reading RG7 4PF QK **BWW 02**

NAME (Block Capitals Please) _____
ADDRESS _____
Other subject _____ Age _____
Accredited by C.A.C.C. Member of A.B.C.C.

BRITISH INSTITUTE OF ENGINEERING TECHNOLOGY

**More than 350
different types
to choose
from**



**Vitality's
the name for
miniature and
sub-miniature
lamps.**

If you can't find the lamp you need from the 350 different types of Vitality sub-miniature and miniature lamps just pick up the phone and ask for the Vitality applications service.

Miniature and sub-miniature lamps are Vitality's speciality and the range available is one of the most comprehensive in Europe.

Write for the Vitality catalogue for full details on the range and application notes, or phone us if you have a special requirement for conventional or unusual environments, wherever a light source is needed for illumination, reference, indication or warning.

Vitality Ltd 

BEETONS WAY, BURY ST. EDMUNDS, SUFFOLK.
TELEPHONE: 0284 62411. TELEX: 81295.

Authorised Distributors

Townsend Coates Ltd., Coleman Road, Leicester LE5 4LP.
Telephone: 0533 768561. Telex: 34321.

Farnell Electronic Components Ltd., Canal Road,
Leeds LS12 2TU. Telephone: Leeds 636311. Telex: 55147.

WW—049 FOR FURTHER DETAILS

nombrex



**MODEL 40
WIDE RANGE AUDIO GENERATOR**

- ★ 4 RANGES. 10Hz—100 KHz.
- ★ SINE AND SQUARE WAVE OUTPUT.
- ★ DUAL CALIBRATED ATTENUATOR.
- ★ STABILIZED OUTPUT LEVEL 1 V.

*Trade and Export enquiries welcome
Send for full technical leaflets
Post and Packing 35p per unit*

NOMBREX (1969) LTD., EXMOUTH, DEVON.
Tel: 03-952 3515

WW—050 FOR FURTHER DETAILS

ROGERS

**AUDIO TEST
EQUIPMENT**



A comprehensive, versatile range of test equipment primarily designed for the measurement of high quality audio equipment, but with additional applications in the electronics industry in general. The equipment is of particular interest to the professional audio engineer, recording studios, broadcasting authorities and educational establishments.

DM344A Distortion Factor Meter. Designed to make accurate and rapid measurements of total harmonic distortion generated within high quality audio amplifiers, recording and transmission equipment. **Selling Price: Chassis — £132.50.c/w. Case — £140.00 + VAT.**

S324 Low Distortion Oscillator. Generates a pure sine wave and has been designed as a general purpose low distortion signal source. The primary application, used in conjunction with the DM344A, is the measurement of total harmonic distortion. **Selling Price: Chassis — £56.50.c/w. Case — £62.50 + VAT.**

AM324 AF Millivoltmeter. Designed for voltage measurements in the audio and low RF ranges and, principally for measuring low level signals in high impedance circuits. **Selling Price: Chassis — £64.00.c/w. Case — £70.00 + VAT.**



Model 'A' Noise Generator. A portable battery operated unit designed for carrying out listening tests on loudspeakers. 'Pink' or 'White' noise can be selected and output can be continuous or burst. Output is continuously variable. **Selling Price: £32.50 + VAT.**

Full Colour Literature describing the complete range may be had on request.

ROGERS DEVELOPMENTS (Electronics) LIMITED
4/14 Barmeston Road, London SE6 3BN, England
Telephone: 01-698 7424/4340

WW—051 FOR FURTHER DETAILS

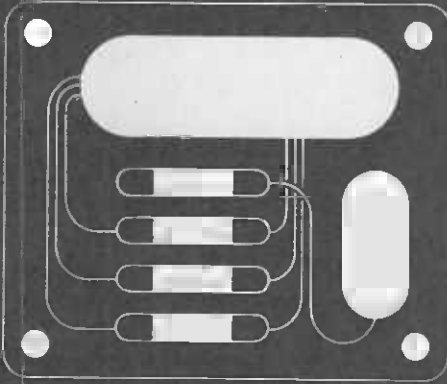
VB31

Whether your needs run to one hundred high stability TCXO's or one thousand monolithic crystal filters, or you just want ten thousand crystals in a hurry at the right price, Hy-Q Electronics are as close as your telex or telephone

We've built a reputation for being up front. When quality, price and delivery are being considered, you don't have to accept eight week delays when you've thousands of dollars worth of equipment just waiting for crystals. Call Hy-Q... for faster delivery!

You name it. We've got it!

and lots and lots of others, too.



P.O. Box 256
Frankston
Victoria, 3199
Australia
Phone 783 9611
Telex 31630
Cables HYQUE
Melbourne

P.O. Box 29,
Pasir Panjang
Singapore, 5
Phone 636477
Cables HYQUESING
Telex RS21427

Hy-Q
Electronics

WW—052 FOR FURTHER DETAILS

DAVENPORT

New

**FULLRANGE
LINE SOURCE
PUBLIC ADDRESS
SPEAKERS**


LAYOUT OF SPEAKER UNITS



Twelve 8" x 5" elliptical and one 12" twin cone

CABINET HEIGHT 66"

LAYOUT OF SPEAKER UNITS



Eight 8" x 5" elliptical and one 10" twin cone

CABINET HEIGHT 48"

A BROCHURE GIVING FULL SPECIFICATION, INCLUDING SPECIFIC SOUND PRESSURE LEVELS, FREQUENCY RESPONSE GRAPHS AND POLAR DIAGRAMS, AVAILABLE FROM THE MANUFACTURERS.

S. B. DAVENPORT LTD.
ELLES RD., FARNBOROUGH, HAMPSHIRE, ENGLAND
TELEPHONE FARNBOROUGH (HANTS) 514551

WW—053 FOR FURTHER DETAILS

U.V. Recorder, Storage Scope, Scope & Camera?

The alternative!



FIBRE OPTIC RECORDING OSCILLOSCOPES

Medelec Fibre Optic Recording Oscilloscopes are highly versatile top quality general purpose units specially designed for industry and research. They are based on the wide experience gained by Medelec in the exacting field of medical instrumentation.

- ☆ High quality, low cost recording
- ☆ Wideband brilliance modulation
- ☆ Five Recording Modes include Raster
- ☆ Simultaneous recording and viewing
- ☆ Single frame or continuous records from a built-in camera

For full technical details or a personal demonstration of the FOR-4 or any Medelec unit please contact us.

medelec



Medelec Limited Woking Surrey
Tel: Woking (048 62) 70331 Telegrams: Medelec Woking

WW—054 FOR FURTHER DETAILS

The Great Sound of Vitavox

Nothing succeeds like success. You met the new Vitavox power range last year. Its success was instantaneous, and has been growing ever since. Good - but not good enough for us. We have been, and are, continuously improving our units. We want to give you the best value and performance - so now we offer you, improved on 1973, the latest...

- S3 Pressure Unit
- AK 156 Loudspeaker
- H.F. Horn
- Dividing Network



*The matchless range
- now better than ever...
Giving You ...*

S
Sensitivity

P
Power

E
Efficiency

C
Craftsmanship



VITAVOX
Limited

Westmoreland Road,
London NW9 9RJ
Telephone: 01-204 4234

Please send me further information on your product range

Name _____

Company _____

Address _____

V3


WW-055 FOR FURTHER DETAILS

AUDIO


LEVELS -----

PPMs

SINGLE



OR
TWINs



to all BBC
Specifications

Ernest Turner

ELECTRICAL INSTRUMENTS LTD

CHILTERN WORKS
HIGH WYCOMBE
BUCKS

HIGH WYCOMBE 30931/4

WW-056 FOR FURTHER DETAILS

P.C. BORED?

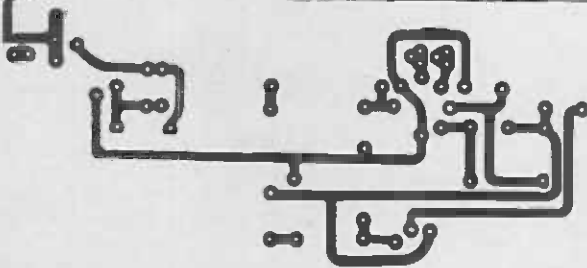
— not with the

DECON— DALO 33PC



A unique drafting aid for the electronics engineer enabling him to prepare in minutes a perfect PCB.
A fine-tipped marker charged with a free-flowing etch-resist ink. Simply draw the desired circuit onto copper laminated board—etch—clean.

The circuit is ready to use.



NO MESS — NO MASKING
A perfect circuit every time!

£1.10 for one-off, £4.40 for six, £8.80 for twelve. VAT and post included. Available now in every country in Europe.

Please send me further details on the 33PC:


Name

Address

Post to: **DECON LABORATORIES LTD.**
FREEPOST
PORTSLADE, BRIGHTON, ENGLAND
ww1 (No Stamp Needed) Phone 0273 414371

WW—057 FOR FURTHER DETAILS

Audio frequencies to order!



400 to 10,000 c/s...tell us what you need, and our little plug-in fixed frequency oscillator will supply it, dependably! It's solid state, based on a single silicon transistor and available encapsulated in epoxy resin, with all the Whiteley experience of the technique, or in a cased form as illustrated—both giving a long working life. Output is 10 mW into a 600 ohms load. Standing on its octal base, it is very proud of its P.O. approval. There's no doubt, when you need a single audio frequency sine wave output for any purpose... this is a very useful little chap to have around. Ask us for details.

Whiteley

SEE US ON
STAND No. 101
I.E.A. EXHIBITION

versatility...

- ELECTRONIC & ELECTRICAL DESIGN
- PRODUCTION CAPABILITY
- CABINET MAKING
- SHEET METAL FORMING/FINISHING
- PLASTICS MOULDING
- ENCAPSULATION

Further information from:
WHITELEY ELECTRICAL RADIO CO. LTD.,
Victoria Street, Mansfield, Notts., England.
Telephone: Mansfield 24762.

London Office: 109 Kingsway, W.C.2. Telephone: 01-405 3074

WW—058 FOR FURTHER DETAILS



Over 50 years... Nothing succeeds like success.

In 1924, we employed six people. Then, wireless was a novelty. We were selling condensers as piece parts to home radio builders. We've diversified a lot and have become an international name, synonymous with quality components for the communications industry.

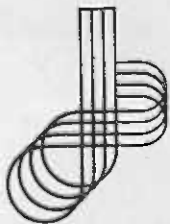
Traditionally, we've been involved in Variable Capacitors. Our latest is the Trimline Capacitor, an advanced and extremely miniaturised component.

Several new products will come on to the market this year. One new area is in Angle and Linear Displacement Transducers.

We're not standing still in other areas either — we've expanded our range of Tetfer Trimmers. And increased its versatility.

A third of our business is export. All in all, the last 50 years have been good. And we've no reason to expect the next 50 won't be better.

That's success for you.



Write for further information to:—
**JACKSON BROTHERS
(LONDON) LIMITED**

Kingsway, Waddon, Croydon CR9 4DG.
Tel: 01-681 2754/7 Telex: 946849
U.S. Office: M. Swedgal, 258 Broadway,
New York, N.Y. 10007.

JB 8

WW—059 FOR FURTHER DETAILS

Celestion Loudspeaker Engineering
advances the state of the art to a
new plateau.

Ditton 66 Studio Monitor



- 1.) Celestion's new super tweeter.
- 2.) New design 'pressure' mid-range unit.
- 3.) Ultra Linear 12" Bass drive unit.
- 4.) A.B.R. ensures controlled bass down to 16Hz.
- 5.) Precision crossover for perfect system integration.

A new Loudspeaker of advanced design suitable for studio use and for home installations of the highest quality.
UNITS: HF 2000 (dome 'pressure' type) MF 500 (Mid-range Dome 'pressure' type) Ultra linear 12" bass driver and 12" ABR. The crossover has resulted from considerable research and crossover points are at 500 Hz and 5000 Hz 80 Watts Maximum, 4-8 ohm. This monitor loudspeaker system has an exceptionally wide and flat frequency response. Very low order harmonic and inter-modulation distortion. Precise response to transients. Beautifully maintained polar response ensures absence of unwanted directional effects and provides a highly satisfactory stereo image throughout the listening area. Matched pairs.
SIZE 40 x 15 x 11 1/2 Natural Teak or Walnut Cabinet

Celestion



Loudspeakers for the Perfectionist
ROLA CELESTION LTD.
DITTON WORKS, FOXHALL ROAD, IPSWICH, SUFFOLK IP3 8JP

WW—060 FOR FURTHER DETAILS

NEW VAT INCLUSIVE PRICES

OVERSEAS CUSTOMERS DEDUCT ONE ELEVENTH.

AUDIO I.C.'S

Audio I.C. Leaflet No. 12 (Circuit data etc)
FREE with I.C.'s 10p separately.

- MC1303L** £1.89
Dual Pre-amp
- MC1338P** £1.29
Low noise Dual Pre-amp Single
- MFC4000 A or B** 49p
250mW
- TAA300** £1.75
1 Watt into 8 Ω , 9v rail
- LM380** £1.40
2 Watt
- SL414*** £1.76
3 Watt NEW pin for pin replacement for SL4030
- TBA800** £1.59
5 Watt into 35 Ω
- BHA0002** £3.95
15 Watt
- NE540L** £1.32
35 Watt driver
TO99 Can
- MC1310** £3.05
Inductorless, phase-locked loop multiplex stereo decoder, supplied with FREE leaflet No 11 (available separately 10p)
- MC1312** £6.49
The I.C. CBS 50 Quadraphonic decoder Available, only with all components inc. veroboard & detailed leaflet. Price is all inclusive.
*see SL414 above. Also available, heatsink for SL414 or SL415 15p. Suitable stereo P/C Board 89p. SL415 (5 Watt Amp) £2.29
ZN414 with free leaflet no 10

74 Series TTL

INTERNATIONALLY KNOWN BRANDS
1st. GRADE DEVICES AT NEW
ROCK BOTTOM PRICES

SN7400	20p	SN7473	41p
SN7401	20p	SN7474	41p
SN7402	20p	SN7475	63p
SN7404	20p	SN7476	44p
SN7408	25p	SN7480	82p
SN7410	20p	SN7482	82p
SN7413	31p	SN7493	82p
SN7420	20p	SN74100	£2.37
SN7430	20p	SN74121	45p
SN7441	81p	SN74141	£1.10
SN7442	81p	SN74192	£2.18
SN7447	£1.45		

Cheapest Opto yet

GoAsp LED's



Remember **Vat Inclusive Prices**

PRICE BARRIER SLASHED

LED READOUTS LITRONIX DL707 SERIES



£1.99 + 20p VAT = £2.19


Linears

8pin DIP	TO99	14pin DIL	
708	34p	40p	
710	35p	40p	
711	—	45p	
723	—	86p	
741	42p	45p	
747	—	82p	
748	42p	45p	
CA3046	95p	MYRSV (L0051)	£1.65
CA3075	£1.85	MVR12V (L0381)	£1.85
CA3082	£1.65	MVR15V (L037)	£1.86
LM101H	£1.99	NE 555	99p
LM201H	£1.15	NE 560 B	£4.82
LM301	£1.05	NE 561 B	£4.82
LM307N	86p	NE 562 B	£4.82
LM308K	£1.45	NE 565	£2.80
LM309K	£2.80	NE 568	£2.75
LM3900	77p	NE 567	£2.80
MC1330	89p	SG3402N	£3.08
MC1350	83p	SL440	£2.89
MC1351	£1.10	TAA283	99p
MC1352	£1.10	TAA293	99p
MC1357	£1.50	TAA310	£1.37
MC1358	£1.80	TAA320	89p
MC1456G	£1.75	TAA350	£2.64
MC1458CP1	£2.42	TAA370	£8.16
MC1495	£5.65	TAA550	81p
MC1498N	£1.48	TAA570	£1.66
MFC8030A	£4.95		

NEW stabilised

POWER PACK/CONVERTER

Switched 1, 6, 7 $\frac{1}{2}$ or 9 Volts
Up to 400mA Output



Our Price 24.99 + p & p 20p
unstable version of above £2.89.
Other Eliminators (unstable):
6 Volts @ up to 50mA £1.85
9 Volts @ up to 50mA £1.85
9 Volts (monitors) @ up to 50mA £2.80
8 + 6 @ up to 50mA £2.75
8 + 9 @ up to 50mA £2.75
7 $\frac{1}{2}$ Volts for cassette Players (Small) £2.20
3, 4, 6, 7 $\frac{1}{2}$, 9, 12 Volts up to 1A £4.99
Fully stabilised car battery Converter* giving switched outputs of 6, 7 $\frac{1}{2}$ or 9v £5.49
p & p = all models 20p

I.C. SOCKETS

Dual in line	28pin 303p	14pin 154p
8pin 133p	36pin 393p	16pin 173p
14pin 163p	40pin 44p	
16pin 173p		
24pin 283p		

CHROMASONIC electronics

Dept. 5.
56, Fortis Green Road, London, N10 3HN.

DIGITAL CLOCK



MM5314

12 or 24 hour, 4 or 6 digit
50 or 60Hz operation
leading zero suppression
single voltage supply
similar to DIGITRONIC in
P.W. March 1973.
Only £7.99

INDUCTORS

LP1175 MULLARD 470kHz
Block I.F. Filter
Now only £1.49

Denco (Clacton) Ltd. Maxi-Q Coils

Transistor Range
Series 1T to 5T inclusive
Blue; Yellow; Red & White
All 49p each
Dual Purpose Range:
Series 1 to 7 inclusive
Blue; Yellow; Red & White
All 49p each
1 to 5 Green 53p each

Ferrite Rod Aerials Medium & Long Wave
for 300pf & 500pf tuning (state which)
88p each

R.F. Choke Range 0.1uH to 19mH
For full details ask for leaflet No. 5
p & p 8p.

Veroboard



	COPPERCLAD	PLAIN	EXTRA P & P
0.1"	0.15"	0.15"	—
2 $\frac{1}{2}$ x 3 $\frac{1}{2}$ "	24p	18p	—
2 $\frac{1}{2}$ x 5"	28p	23p	13p
3 $\frac{1}{2}$ x 3 $\frac{1}{2}$ "	26p	23p	—
3 $\frac{1}{2}$ x 5"	30p	30p	20p
17 x 2 $\frac{1}{2}$ "	82p	63p	45p
17 x 3 $\frac{1}{2}$ "	£1.10	85p	60p
17 x 5"	—	—	90p
Dip Breadboard 4 15" x 6 15"	£1.15		
Spot Face Cutter	44p		
Pin Insertion Tool (State 0.1" or 0.15")	55p		
Terminal Pins (PK550)—State Size	55p		

Tuning Gangs

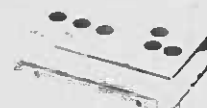


TYPE C804	TYPE O	TYPE OO
5pf	71p	385pf
10pf	71p	365 + 385pf
15pf	71p	99p
20pf	77p	208 + 176pf
25pf	77p	with screen & trimmers
50pf	77p	99p
80pf	83p	Dilecon
75pf	83p	100pf
100pf	85p	300pf
		500pf

3 1/2 decade DVM

A State-of-the-Art Digital Voltmeter I.C. for only £7.79

Price includes data booklet (10p separately)



Mullard LP1186

Varactor diode tuned F.M. Tuning heart £4.15 as described in P.E. May 1973 LP1186 matching 1.F. strip £4.85



TEB TEAM

20 + 20 Watt Integrated stereo amplifier Kit superb state-of-the-art design by engineers of Texas Instruments £31.35 + p & p 49p



S65 EA1000

3 Watt amplifier module Price including handbook and FREE HEATSINK (Quantity Discounts) Our Price £2.48



A10055

F.M. tuner chassis, fully transistorised, 9 Volt positive earth operation Our Price £8.20



A1018

F.M. Tuner, similar to A10055 but in oiled walnut case, black & silver fascia etc Our Price £11.39



A1005MS

Multiplex Stereo Decoder fully built & aligned to match A1005S Our Price £6.60

VAT INVOICES ON REQUEST

UNLESS SHOWN OTHERWISE P&P ON UK ORDERS IS 10p. OVERSEAS ORDERS AT COST

A Marriage of Perfection



... between the world famous 3M Wollensak cassette tape transport and *no compromise* electronics designed and manufactured in Britain.

The Wollensak transport, renowned for maintaining its high performance throughout years of use, is matched to electronics designed to give reel to reel quality with cassette convenience and economy:

- ★ high reliability ensured by solid state switching;
- ★ intrinsic low noise further improved by Dolby Noise Reduction System;
- ★ low distortion at every stage;
- ★ correct equalisation and bias levels for regular and chromium dioxide tapes;
- ★ high overload margins throughout;
- ★ separate amplifiers for microphone, low level line and high level line inputs;
- ★ controlled headphone output;
- ★ twin peak programme meters.

Recommended retail price £165.00
(excluding V.A.T.)


N·E·A·L NORTH EAST AUDIO LIMITED
5 CHARLOTTE SQUARE
NEWCASTLE-UPON-TYNE
NE1 4XF

3M and Wollensak are trade marks
of the 3M Company.

Dolby is a trade mark of Dolby
Laboratories Inc.

WW—062 FOR FURTHER DETAILS

METER PROBLEMS?



A very wide range of modern design instruments is available for 10/14 days' delivery.

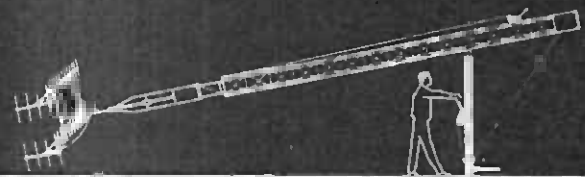
Full Information from:

HARRIS ELECTRONICS (London)

138 GRAYS INN ROAD, W.C.1 Phone: 01/837/7937

WW—063 FOR FURTHER DETAILS

INSIST
ON
VERSATOWER



Acclaimed as the World's leading
telescopic tiltover tower in the
field of radio communication
Models from 25' to 120'




Look for the name
STRUMECH

Strumech Engineering Co Ltd
Coppice Side, Brownhills, Walsall, Staffs.

WW—064 FOR FURTHER DETAILS

THE NEW NELSON-JONES FM TUNER



**PUSH-BUTTON VARICAP DIODE TUNING
(6 Position)** ('WW' JUNE '73)

Exclusive Designer Approved Kits

What are the important features to look for in an FM tuner kit? Naturally it must have an attractive appearance when built, but it must also embody the latest and best in circuit design such as:-

- MOSFET** Front end for excellent cross modulation performance and low noise.
- 3 GANG VARICAP** Tuning for high selectivity tuning diodes in back to back configuration for low distortion.
- CERAMIC** IF filters for defined IF response.
- INTEGRATED** circuit IF amplifiers for reliability and excellent limiting/AM rejection.

- PHASE LOCKED** Stereo decoder with Stereo mute, see below.
- LED** fine tuning indicators.
- PUSH BUTTON** tuning (with AFC disable) over the whole FM band.
- IC STABILISED** and S/C protected power supply.
- CABINET** veneered inside and out.


The Nelson-Jones Tuner has all of these features and many more, and more importantly the design is fully proven not just with a few prototypes but with many thousands of working tuners spread across the world.

Type Specn: 20 dB quieting 0.75uV. Image rejection -70dB.I.F. Rejection -85 dB

Basic tuner module prices start as low as £10.79, with complete kits starting at £23.95 (mono) + PP 50p, and of course all components are available separately. Our low cost alignment service is available to customers without access to a signal generator. Please send large SAE for our latest price lists which detail all of the many options and special low prices for complete kits. All our other products remain available. PORTUS AND HAYWOOD PHASE LOCKED DECODER (W.W. Sept. '70). Still the lowest distortion P.L. decoder available. THD typically 0.05% (at Nelson-Jones Tuner O/P level) ! Supplied complete with Red LED. Price £6.50 when bought with a complete N-J tuner kit or £7.88 if bought separately (P.P. 19p.) PLEASE NOTE. Existing tuners are readily convertible and kits/parts are available for this purpose.

TEXAN AMPLIFIER. We have designed the tuner case and metalwork to match the Texan amplifier (see photograph). Complete designer approved Texan kits are available at £28.50 plus p.p 50p including Teak Sleeve.

Available Shortly: Varicap tuner using Mullard LP1185 module—no alignment required. Image Rejection -40dB. I.F. Rejection -65dB.



THE RONDO QUADRAPHONIC SYSTEM (20 WATTS/CHANNEL)

Complete designer approved kits for this outstanding Quadraphonic Sound System ('P.E.' Sep. '73, etc.) with the following features:-

- ★ SWITCHING FACILITIES AND MODULES FOR SQ, QS AND CD4.
- ★ COMPLETE LOUDSPEAKER ENCLOSURE DESIGN.
- ★ INDIVIDUAL KITS MAY BE INCORPORATED IN EXISTING EQUIPMENT.
- ★ LOW COST, FULLY ENGINEERED, INTEGRAL DESIGN.
- ★ COMPLETE LOUDSPEAKER SYSTEMS AVAILABLE.
- ★ MODULAR BUILT IN-AM/FM RADIO.
- ★ KITS AVAILABLE AS PUBLISHED—SEE BELOW.

CBS SQ* MATRIX DECODER <small>*TM CBS INC.</small>	Complete Kit	£8.00	Post Free	VAT Extra
PREAMPLIFIER BOARD	Complete Kit	£3.00	Post Free	VAT Extra
MASTER VOL./TONE/BALANCE BOARD	Complete Kit	£8.50	Post Free	VAT Extra
POWER AMP. BOARD AND HEATSINK <small>STEREO PAIR</small>	Complete Kit per Board	£7.50	Post Free	VAT Extra
POWER SUPPLY BOARD	Complete	£5.00	Post Free	VAT Extra
MAIN SMOOTHING CAPACITORS (TWO REQD)	Per Pair	£1.50	Post Free	VAT Extra
MAINS TRANSFORMER	Complete Kit	£6.25	Post Free	VAT Extra
CHASSIS—PUNCHED and DRILLED WITH SCREENS	Complete Kit	£3.25	Post Free	VAT Extra
QUAD SELECTOR SWITCH		£1.30	Post Free	VAT Extra
WOODEN CASE		£1.75	Post Free	VAT Extra
HARDWARE PACK		£2.00	Post Free	VAT Extra
CONTROL SECTION FACIA		£3.50	Post Free	VAT Extra

THE COMPLETE P.E. RONDO SYSTEM IS AVAILABLE AS PUBLISHED.

PLEASE PHONE OR WRITE FOR FULL DETAILS

Access

You can order these goods by Telephone on Access. Simply quote your Access Number.

OPTO-DEVICES			
Panel mounting LED's.		7 Seg LED's	
RED	1-9 29p	10-24 23p	0.325" RH Dec Point. Common Anode 1-4 £2.00; 5-24 £1.80. Common Cathode 1-4 £2.00; 5-24 £1.80. 7447 Dec Driver £1.30 (C.A.)
GREEN	1-9 59p	10-24 49p	

V.A.T. Please add V.A.T. at 10% to all prices for U.K. orders.

INTEGREX LIMITED, P.O. Box 45, Derby, DE1 1TW

Phone Repton (028389) 3580

NEW PRODUCT CASED AUTO TRANSFORMERS

240 Volt Mains to 115 Volts, smart steel cased units coated in tough resin, fitted with power lead, fuse and 115 Volt American type socket up to 500VA, above 500VA cable entry.

VA (Watts)	PRICE	POST
200	£5.50	35p
500	£8.50	67p
1000	£15.92	82p
2000	£29.76	£1.50

20VA version uncoated, no fuse—
£2.52 30p

AUTO TRANSFORMERS (Open)

VA (Watts)	Ref. No.	Price	Post
Tapped at 115, 220, 240 Volts			
		£	£
20	113	1.32	0.22
75	64	2.63	0.30
Tapped at 115, 200, 220, 240 Volts			
		£	£
150		3.28	0.39
200	65	3.96	0.40
300	66	4.64	0.52
500	67	6.03	0.67
1000	84	13.50	0.82
2000	95	25.30	1.00
3000	73	33.00	1.20

POWER UNIT Type P1076

Output switched 3, 4.5, 6, 7.5, 9 and 12 Volts at 500 mA D.C. Operates from 240 V mains, suitable for Radios, Tape Recorders, Record Players etc. Size 7.5x6x14.0 cm Price £3.05. Post 25p



BRIDGE RECTIFIERS



ONE AMP	Price	TWO AMP	Price
50 P.I.V.	0.25	50 P.I.V.	0.35
100 P.I.V.	0.25	100 P.I.V.	0.40
200 P.I.V.	0.28	200 P.I.V.	0.45
600 P.I.V.	0.50	400 P.I.V.	0.50
FOUR AMP	SIX AMP	Price	Price
100 P.I.V.	80 P.I.V.	0.55	0.65
200 P.I.V.	100 P.I.V.	0.58	0.70
400 P.I.V.	200 P.I.V.	0.65	0.80
600 P.I.V.	400 P.I.V.	0.75	0.96

**A.S.P. LTD. BYRE HOUSE, No. 2 UNIT,
SIMMONDS ROAD, WINCHEAP, CANTERBURY, KENT TEL CANTERBURY (0227) 52436**

ELECTRONIC MAINS TIMER

A reliable unit ideal for timing Bathroom / Toilet Ventilators, Stairway / Cloakroom Lighting etc. Gives up to 30 mins. delay before switching off. Delay: 1-30 mins. adjustable. Max Load: 400 VA or 1000 Watts resistive. Ivory Case: 3 1/2 in. x 3 1/2 in. x 2 in. Fittings instructions included. Trade Price: £5.80. Post 20p.



POWER UNIT Type P6200

Supplying 6 or 9 Volt OC at 200 mA In moulded case forming a 2 pin 5 A mains plug. 2 metre output lead with 4-way multiplug giving 21 and 2.5 mm sockets and 3.5 mm plugs. Price £2.25. Post 10p.



MAINS KEYNECTOR

The safe, quick, connector for electrical appliances, 13 Amp rating, fused will connect a number of appliances quickly and safely to the mains. Ideal for testing, demonstrating, window displays, etc. Warning Light, interlocked to prevent connecting when live. Trade Price: £2.95. Post 25p.




TRANSFORMERS

SAFETY ISOLATING

Prim. 120/240V. Sec. 120/240V. Centre Tap with screen V.A. REF. PRICE

(WATTS)	No.	Cased	Open	P. & P.
60	149	—	3.74	0.38
100	150	—	4.18	0.52
200	151	9.48	7.48	0.52
250	152	12.05	8.57	0.65
350	153	14.00	11.44	0.80
500	154	15.80	12.20	1.00
1000	156	30.70	27.46	1.20
2000	158	60.95	55.41	O.A.
3000	159	79.63	72.49	O.A.



CASED VERSION in plastic coated steel case with Powerlead. Please state 115V or 240V output British or American outlet sockets up to 500VA. Over 500VA Cable Entry.

MINIATURE & EQUIPMENT

Primary 240V with Screen

VOLTS	MILLIAMPS	TYPE	PRICE	P.&P.		
Sec. 1	Sec. 2	Sec. 1	Sec. 2	No.	£	£
3-0-3	—	200	—	238	1.23	0.10
0-6	0-6	500	500	234	1.30	0.10
0-6	0-6	1000	1000	212	1.68	0.22
0-0-9	—	100	—	13	1.23	0.10
0-9	0-9	330	330	235	1.43	0.10
0-8-9	0-8-9	500	500	207	2.28	0.22
0-8-9	0-8-9	1000	1000	208	3.03	0.30
15-0-15	—	40	—	240	1.23	0.10
0-15	0-15	200	200	236	1.30	0.10
20-0-20	—	30	—	241	1.23	0.10
0-20	0-20	150	150	237	1.30	0.10
0-15-20	0-15-20	500	500	205	2.97	0.38
0-20	0-20	300	300	214	1.76	0.22
0-20	—	3500	No Screen	1119	3.00	0.40
20-12-0	—	700	—	221	1.55	0.30
12-20	—	(D.C.)	—	—	—	—
0-18-20	0-15-20	1000	1000	206	3.60	0.38
0-15-27	0-15-27	500	500	203	3.08	0.38
0-15-27	0-15-27	1000	1000	204	3.24	0.38

12 and 24 VOLTS PRIMARY 200-240 Volts.

AMPS	TYPE	PRICE	P. & P.
12V	24V	No.	£
0.3	0.15	242	1.34
0.5	0.25	111	1.34
1	0.5	253	1.58
2	1	71	2.09
4	2	18	2.75
8	3	70	3.56
10	4	108	3.98
12	5	72	4.87
12	6	116	5.67
16	8	17	6.64
20	10	115	10.23
30	15	187	13.75
40	20	232	18.26
60	30	226	22.52

PLEASE ADD 10% FOR V.A.T.

30 VOLTS

PRIMARY 200/240V. SECONDARY 12, 15, 20, 24, 30V.

AMPS	Ref.	Price	P.&P.
0.5	No.	£	£
1	112	1.58	0.22
2	79	2.20	0.38
3	3	3.19	0.38
4	20	3.98	0.42
5	21	4.68	0.52
6	51	5.80	0.52
8	117	6.93	0.52
8	88	9.00	0.67
10	89	10.00	0.67

50 VOLTS

PRIMARY 200/240V. SECONDARY 24, 30, 48, 60V.


AMPS	Ref.	Price	P.&P.
0.5	No.	£	£
1	126	2.40	0.38
2	127	5.77	0.42
3	125	7.15	0.52
4	123	9.35	0.67
5	40	11.65	0.67
6	120	13.57	0.82
8	121	16.00	1.00
10	122	19.40	1.00
12	189	21.62	1.10

60 VOLTS

PRIMARY 200/240V. SECONDARY 18, 25, 33, 40, 50V.

AMPS	Ref.	Price	P.&P.
0.5	No.	£	£
1	103	2.11	0.30
2	104	4.29	0.42
3	105	5.77	0.52
4	106	7.48	0.52
6	107	11.00	0.67
8	118	14.19	0.97
10	119	17.60	0.97

C.R.550 recorder



SPECIFICATION

Accuracy	: at F.S.D. ± 0.5%	Ranges	: 10mV or 10µA., 100mV., 1V., 10V., 100V., F.S.D.
Writing Speed	: 400 mm/sec.	Chart Speed	: 1, 2, 5, 10 mm/min and 0.5, 1, 2, 5, 10 mm/s
Chart Width	: 270 mm		

Why pay more or less?

You could of course spend a lot more for a recorder which does no more — or there again "save" by plotting by hand!

If all you need is a high speed, sensitive, high impedance, 5 range, servo operated laboratory chart recorder suitable for horizontal or vertical use with a nine speed digitally controlled chart drive and electric pen lift.

BUY the CR550 at ...

STAND No. 630
I.E.A. Exhibition
Olympia

PRICE ONLY
£150
Exc. VAT



J.J. Lloyd Instruments Limited

Brook Avenue, Warsash, Southampton SO3 6HP. Tel: Locks Heath 4221

COMMUNICATIONS



an international exposition showing complete
Radio & Data Communications systems
under the following categories

DATA COMMUNICATIONS:

Systems for the transmission of data (and speech) by digital methods; data modems, data loggers, terminals, networks; telemetry; facsimile and broadband data systems; error correction.

MOBILE RADIO COMMUNICATIONS: (Civil)

Systems for communications with and between aircraft, ships and land vehicles; radio determination and radio navigation systems; personal radio and paging systems; orbiting satellites for maritime and aeronautical mobile systems.

FIXED RADIO COMMUNICATIONS:

Point-to-point services for speech and data transmission using long-distance radio links; VHF, UHF and microwave radio-relay links; over-the-horizon (and tropospheric scatter) communications satellites and earth stations.

DEFENCE COMMUNICATIONS:

Systems for tactical and strategic situations, taking into account the special requirements of military (land, sea and air) communications including transportability, flexibility, robustness, reliability and compatibility.

WORLD'S LARGEST COMMUNICATIONS EXPOSITION

COMMUNICATIONS 74 the second Radio & Data Communications Exposition has five completely interrelated dimensions which together justify our claim that the event is the world's largest.

Dimension 1 THE EXHIBITION

The Exhibition has already attracted well over 100 International Exhibitors, both manufacturers and users. They include the following world famous company names and authorities. Bell Telephone (Belgium), BAC, Cable & Wireless, Decca, Exchange Telegraph, The Home Office, Honeywell, IAL, ITALTEL (Italy), ITT, Marconi, Ministry of Defence, Post Office Telecomms., Racal, Redifon, RF Communications (USA), Siemens, Storno, Thomson CSF (France). Together they cover the fields of DATA—MOBILE RADIO—FIXED RADIO & DEFENCE COMMUNICATIONS.

Dimension 2 THE CONFERENCE

So many papers were submitted for the Conference that it was necessary to introduce an additional session on each of the four days. There will now be 56 papers presented in the course of the Conference.

The main user stream will be linked to the daily themes of the total COMMUNICATIONS 74 event, and the technical and designer sessions in parallel will ensure that delegates will find something of interest to them during the whole run of the Conference.

Another innovation, the introduction of afternoon sessions on two days for the shorter presentation of papers on a wide range of topics. Interest will be maintained on two evenings with films on communications subjects.

Dimension 3 THE INWARD MISSIONS

Six Inward Missions sponsored by the Electronic Engineering Association are being brought into this country to coincide with COMMUNICATIONS 74. Four are made up of users of Radio & Data Communications systems, covering the four major aspects of communications in the exhibition, an official delegation from NATO/SHAPE and a mission of International Journalists.

Official guests, they are invited into this country through the British Overseas Trade Board and the Ministry of Defence in association with leading manufacturing companies. The Home Office, Post Office Telecommunications and The Communications 74 Committee are also host authorities, and a two-day visit to COMMUNICATIONS 74 is part of the Missions programme.

Dimension 4 THE DELEGATES

The most important dimension of all, we need to receive many thousands of you THE DELEGATES, if we are to call COMMUNICATIONS 74 a success. However, we already know that we may expect a very heavy traffic of senior Radio & Data

Communications systems users throughout the four days.

You will have noted under the headings of Exhibition and Conference that there will be a lot to see and hear and that means hard work. However, we have also designed a social programme, it is below and we hope it will help to make you feel that you are seen to be very important in our scheme of things and that you will be made very welcome at COMMUNICATIONS 74.

Dimension 5 THE VIP PARTICIPATION AND THE SOCIAL EVENTS

In COMMUNICATIONS 74 we have a full commitment on the part of government ministries and agencies, and an international line up of the best known manufacturers in Radio & Data Communications.

They have come together and have supplied leading authorities in their various fields to speak in our planned schedule of four official luncheons and a banquet. In addition we finish off on a friendly note with a Farewell Supper-Dance.

From all of this you will realize that a complete programme is waiting for you the user, manufacturer or designer of Communications systems throughout the four days of COMMUNICATIONS 74.

Free Exhibition and Conference Programmes are now ready, so please fill in and return coupon below. If you have already done so, you may expect your Exhibition tickets and Conference Programmes in the next week or so.

COMMUNICATIONS 74

An International Radio & Data Communications Exposition
Metropole Convention Centre, Brighton, England.
4-5-6-7 June, 1974

Gentlemen: Please send
Free Exhibition Tickets Conference Programmes

NAMES

TITLES


COMPANY

ADDRESS

ETV Cybernetics Ltd., Beta, 109 Kingsway, London WC2 6PU
Telephone: 01-405 6233 Cables: Busquid London WC2

NEW STANDARD CASES from OLSON

NEW SERVICE FROM STOCK — DESPATCHED BY RETURN OF POST



Cases made from 20swg. zinc coated m/s. Front & rear panels 16swg. aluminium. Cases finished in Olive green hamertone with front panels in light straw shade 384. All cases fitted with ventilated rear panels and a very attractive chrome plated retractable leg can be fitted as an optional extra.

TYPE	WIDTH	HEIGHT	DEPTH	FRONT PAN DIM.	PRICE	LEG EXTRA
21	6½"	4½"	4½"	6" x 4"	£2.95	70p
22	8½"	5½"	5½"	8" x 5"	£3.30	70p
23	10½"	6½"	6½"	10" x 6"	£3.95	75p
24	12½"	7½"	7½"	12" x 7"	£4.30	75p

Our Trade Counter is open for personal callers from 9 a.m. to 5.30 p.m. Monday-Friday

POSTAGE EXTRA + 10% V.A.T.

OLSON ELECTRONICS LTD., FACTORY NO. 8, 5-7 LONG ST., LONDON E2 8HJ.

TEL: 01-739 2343

WW—068 FOR FURTHER DETAILS

New 'one for all' Transistor/FET Tester for only £86*



RCA introduces the WT-524A, a new "one for all" tester for solid-state devices. With it, you can measure AC beta—up to 5,000—of any bipolar transistor, and G_m —up to 100,000 μmhos —of any field-effect transistor (FET). And you'll do it with an accuracy of $\pm 3\%$! It also checks diodes, SCRs and triacs—and can do the job in-circuit or out.

The large, easy-to-read 6½" mirrored scale meter of the new WT-524A features special scales for I_C , I_{CBO} , I_{OSS} , I_{CEO} , and I_D currents. Each tester also includes two universal socket adapters and three colour-coded test leads.

Try the new WT-524A for yourself. You'll appreciate its quality, accuracy and ruggedness. To buy: order from any Authorised RCA Distributor or from:

*Excluding V.A.T.

RCA

Electronic
Components

RCA Limited
Sunbury-on-Thames
Middlesex
Phone: Sunbury-on-Thames 85511

WW—069 FOR FURTHER DETAILS

COMMUNICATIONS



SUMMARY OF CONFERENCE SESSIONS

Organised by *ELECTRONICS WEEKLY* and *WIRELESS WORLD*

Tuesday June 4—

Data Communications Day

- Session 1: Data Communications
9.30–12.30: Winter Garden
11.20: Highlight Paper
- Session 2: Equipment Design 1
9.30–12.30: Clarence Room
- Session 3: Mobile Communications
9.30–12.30: Hall 5
- Evening Film Session:
From 18.30: Clarence Room

Thursday June 6—

Fixed Communications Day

- Session 8: Fixed Communications
9.30–12.30: Winter Garden
11.20: Highlight Paper
- Session 9: Equipment Design 3
9.30–12.30: Clarence Room
- Session 10: Defence Communications
9.30–12.30: Hall 5
- Session 11: Short Communications Papers
14.30–16.30: Hall 5

Wednesday June 5—

Mobile Communications Day

- Session 4: Mobile Communications
9.30–12.30: Winter Garden
11.20: Highlight Paper
- Session 5: Equipment Design 2
9.30–12.30: Clarence Room
- Session 6: Maritime Communications
9.30–12.30: Hall 5
- Session* 7: Short Communications Papers
14.30–16.30: Hall 5
- Evening Film Session:
From 18.30: Clarence Room

Friday June 7—

Defence Communications Day

- Session 12: Defence Communications
9.30–12.30: Winter Garden
11.20: Highlight Paper
- Session 13: Equipment Design 4
9.30–12.30: Clarence Room
- Session 14: Testing/Mobile Facsimile
9.30–12.30: Hall 5

Further information on the conference can be obtained by completing the relevant parts of the form below and returning it to:

IPC BUSINESS PRESS LIMITED,

Room 15, Dorset House, Stamford Street, London SE1 9LU

If you wish to order tickets immediately please complete the appropriate sections of the form below.

The fees are as follows **1 day: £15 2 days: £25**
 3 days: £35 4 days: £40

All prices are exclusive of 10% VAT.

*CONFERENCE PROGRAMME/*TICKET APPLICATION FORM

*Delete as necessary

Please send me the complete conference programme

OR Please send me ticket(s) for the following day(s):

Tuesday, June 4 Wednesday, June 5 Thursday, June 6 Friday, June 7

I enclose remittance

1 day @ £16.50 **2 days @ £27.50** **3 days @ £38.50** **4 days @ £44.00**


Cheques should be made payable to **IPC Business Press Ltd** and sent to **IPC Electrical-Electronic Press Ltd, General Sales Dept. Room 11, Dorset House, Stamford Street, London SE1 9LU.**

Name


Company

Address



Signature (if ordering tickets) Date



CHINAGLIA



STEPPING STONES TO SUCCESS



PANEL METERS

PAR EXCELLENCE

FOR EVERY WALK OF LIFE



CHINAGLIA (UK) Ltd. 19 MULBERRY WALK, LONDON SW3 6DZ

WW-070 FOR FURTHER DETAILS

FREE DOUBLE-SIDED WALL CHART

'How to build and use the P.E. Sound Bender'

Centred around a simple constructed 'audio modulator' unit, the P.E. Sound Bender is not just a single sound effects unit, but your key to a host of exciting with-it sounds.

Just feed a music or speech signal to one input and a control signal to the other, and you can have a tremolo, a frequency doubler, a ring modulator, or a voice-operated fader.

**PRACTICAL
ELECTRONICS**

*MAY ISSUE ON SALE MID APRIL 25p *Subject to the current national industrial situation at the time of going to press

Join the Digital Revolution

Digital Computer Logic and Electronics

A Self-instructional Course

C.P. Eason MA (Cantab)
A.W. Urwin BA (Cantab)

Book 1 Basic computer logic

Book 2 Logical circuit elements

Book 3 Designing circuits to carry out logical functions

Book 4 Flipflops and registers

Teach yourself the latest techniques of digital electronics

Computers and calculators are only the beginning of the digital revolution in electronics. Telephones, wristwatches, TV, automobile instrumentation — these will be just some of the application areas in the next few years.

Are you prepared to cope with these developments?

This course of four volumes — each 11 3/4" x 8 1/4" — guides you step-by-step with hundreds of diagrams and questions through number systems, Boolean algebra, truth tables, de Morgan's theorem, flipflops, registers, counters and adders. All from first principles. The only initial ability assumed is simple arithmetic.

At the end of the course you will have broadened your horizons, career prospects and your fundamental understanding of the changing world around you.

£2.95 A complete programmed learning course in 4 volumes



£2.95

including VAT, packing & surface post anywhere in the world. Payment may be made in foreign currencies. Quantity discounts are available on request.

Guarantee

If you are not entirely satisfied with Digital Computer Logic and Electronics you may return it to us and your money will be refunded in full, no questions asked.

Designer
Manager
Enthusiast
Scientist
Engineer
Student

This course is written to meet your needs in coming to grips with the theory and practice of digital logic and electronics. The programmed instruction system ensures a high level of retention of everything you learn.

To: Cambridge Learning Enterprises, 49 Main Street, Hartford, Huntingdon.

Please send me set(s) of Digital Computer Logic and Electronics at £2.95 for which I enclose cheque/PO/money order value


Name

Address

SCOPEX 4D-25

The precision scope for
the demanding engineer

3% accuracy — which
just about summates
this new 25MHz
dual-trace instrument
from Scopex.
A professional scope
by any standards
— yet at £185 in a
price bracket far
below its design
specification.



- DC-25MHz, full screen
- Measuring accuracy 3%
- Signal delay on both channels
- Trig level and polarity from one simple control
- Wide timebase range, 200 ns/cm to 200 ms/cm
- Sensitivity 10mV/cm to 50 V/cm
- High brightness PDA tube
- Lightweight portability

Write now, or telephone:
Scopex Instruments Limited,
Pixmore Industrial Estate,
Pixmore Avenue,
Letchworth, Herts.
Tel: Letchworth 72771
(STD 04626)

NEW!

SCOPEX

WW—072 FOR FURTHER DETAILS

DDL 4747

CAVERN ELECTRONICS

1974 COMPONENTS CATALOGUE

30p plus 11p Post and Packing

30p refunded on your first order of £3 or over

HUNDREDS OF COMPONENTS · ILLUSTRATIONS · DATA

Details of our Credit Scheme included.

Send Cheque or P.O. for 41p to:—

CAVERN ELECTRONICS

94 Stratford Road, Wolverton
MILTON KEYNES MK12 5LU

Retail Counter open Monday to Saturday
(Closed all day Wednesday)

ELESTA MINIATURE PLUG-IN RELAYS FOR INDUSTRIAL APPLICATION



High performance 3-pole & 4-pole C/O relays.

SEV tested. CSA, VDE & DEMKO Approved.

Coil Voltage: 3V to 240V AC & DC.

Contact Rating: 4A 250V AC resistive.

BRITEC LIMITED

17 Devonshire Road, London SE23 3EN
Tel: 01-699 8844 Telex: 896161

WW—073 FOR FURTHER DETAILS

Telford Oscilloscope cameras

Type A modular system with widest range of film backs, lenses, viewing systems and adaptors to meet virtually all requirements.

Plus inexpensive Type P (prices from £50) utilising coaterless Polaroid® film and Type C with economical 35mm film for continuous feed.

More complete details available on request from:

Telford PRODUCTS LTD.

WADSWORTH ROAD PERIVALE GREENFORD MIDDX. ENGLAND Telephone: 01-998 1011 Telex: 935524

DAVALL A MEMBER COMPANY OF BENTON INDUSTRIES LIMITED

®Reg. Trade Mark.

WW—074 FOR FURTHER DETAILS

this is Otari

From Japan's biggest manufacturer of Tape Duplication equipment, the DP4050 reel to cassette copier. Highest attainable in cassette performance. Foolproof operation for non-skilled personnel. Eight times copy speed. Complete relay-solenoid operation. Automatic cycle through Record-Rewind-Stop. Absolute consistency in manufacture through large volume production. Cassette to cassette version also available.



Otari MX7000 Master Recorder. From £879 excl. VAT

3-SPEED — $3\frac{3}{4}/7\frac{1}{2}/15$ ips or $7\frac{1}{2}/15/30$ ips. Electronic speed change. Cast aluminium deck — 1" thick. Sel-sync. Cannon inputs, optional balanced or unbalanced. Balanced line outputs. Built-in tone oscillator — 700 Hz or 10 kHz. Vu meter reads input, output or bias current. Equalisation and bias controls on front panel. Headphone output. F.E.T.S. all inputs. 2 or 4 channel.

Sole U.K. Distributors:

Scotch 207 UK's LOWEST PRICE

OTARI®

NOTE NEW ADDRESS-

Industrial Tape Applications
5 Pratt Street, London NW1 OAE. Tel: 01-485 6162 Telex: 21879


ITA

WW—075 FOR FURTHER DETAILS


New MULTI-PEN RECORDERS

MODEL MC 641

with even greater performance. 100 μ V f.s. 0.3 sec. f.s.



MULTICORDER



OEM version

ENVIRONMENTAL EQUIPMENTS LTD.


Easthatch Avenue, Wokingham, Berkshire RG11 2PP. Tel: Wokingham 784922.

- * Multi-channel, 2 - 6 with full range zero set.
- * Multi-pen -- felt tipped, 6 colours.
- * 16 switched chart speeds, 2.5 mm/hr. to 1200 mm/min
- * Choice of Z fold or roll chart.
- * Five plug-in preamplifiers switched ranges 100 μ v - 500 V f.s. sensitivity. Also 100 mV for OEM.

Keep those Contacts CLEAN

BY USING A

DIACROM SPATULA



Manufactured in France
British Patents applied for

No other cleaner has all these advantages:—

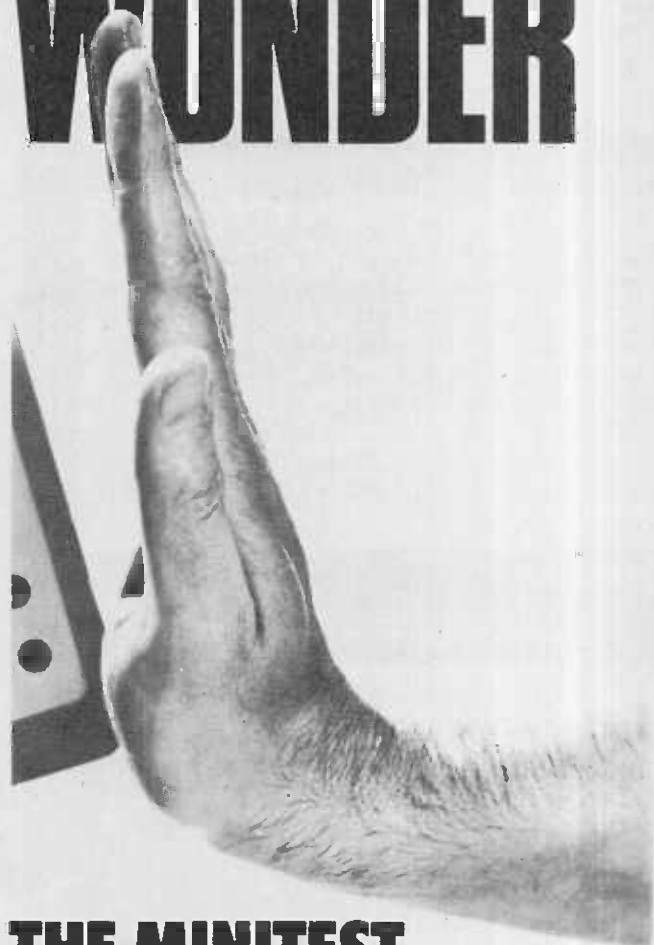
1. Only 100% pure, natural diamond grains are utilised.
 2. Blades are treated with hard chrome to reinforce the setting of the diamond grains, to obviate loosening or breakaway during use. This process also prevents clogging of the diamond surface by residues resulting from use.
 3. All diamond blades are rectified to ensure an absolutely smooth surface by eliminating diamond grains which may rise above the surface. This eliminates all excessive scratching during use.
 4. All diamond grains are rigidly calibrated to ensure a perfectly uniform grain size of either 200, 300 or 400.
 5. The chrome gives a very weak co-efficient of friction and the rigidity of the nylon handle is calculated to permit proper utilisation and yet pliant enough to avoid undue pressures on highly delicate relays.
- Grain size 200, thickness 55/100 mm., both faces diamonded. For quick cleaning of industrial relays and switching equipment, etc.
 - Grain size 300, thickness 55/100mm., both faces diamonded. For smaller equipments, like telephone relays, computer relays, etc.
 - Grain size 400, thickness 25/100 mm., one face diamonded. For sensitive relays and tiny contacts. Two close contacts facing each other can be individually cleaned, because only one face of the spatula is abrasive.

Sole Distributors for the United Kingdom
SPECIAL PRODUCTS (DISTRIBUTORS) LTD
81 Piccadilly, London W1V 0HL. Phone: 01-629 9556
As supplied to the M.O.D., U.K.A.E.A., C.E.G.B. British Rail and other Public Authorities; also major industrial and electronic users throughout the United Kingdom.

WW—077 FOR FURTHER DETAILS

WW—076 FOR FURTHER DETAILS

LITTLE WONDER



THE MINITEST IS PREFERRED

The SEI MINITEST has made a remarkable impact in the pocket-sized multi-range meter market, by making itself a firm favourite with discerning people in the industry. Let's look into the reasons why.

First, the appearance. Diminutive, neat, wipe-clean plastic cover with pressed steel case. Controls are simple and easy to use.


Second, the range. The Minitest measures a.c. and d.c. voltages d.c. current and resistance over 20 ranges to a sensitivity of 20,000 and 2,000 ohms per volt d.c. and a.c. respectively.

Third, high voltage probes. These extend the range to 25 or 30kV d.c.


Little wonder the Minitest is preferred!

SALFORD ELECTRICAL INSTRUMENTS LTD

Peel Works, Barton Lane, Eccles, Manchester M30 0HL.
Telephone: 061-789 5081. Telex: 667711.
A member company of GEC Electrical Components Ltd.



WW—078 FOR FURTHER DETAILS



Phoenix Electronics
(Portsmouth) Ltd.

139-141 Havant Road,
Drayton, Portsmouth, Hants PO6 2AA

Full member of AFDEC—the industry's association of franchised electronic component distributors.

Our prices include VAT at the current rate—and carriage on all goods is free.

Send for our catalogue and price list—we'll mail that to you free, too.



THIS MONTH'S BARGAIN OFFER—

Small-signal silicon transistor kit.
5 each—BC108, BC178, BC205, BC208, BFY51, 8SY95A, ME1120, ME8003 and 2N2926—catalogue value **£6-20**.

BARGAIN PACK PEP1—£4-60.

Please send your catalogue—free!

Name

Address

WW4

WW—079 FOR FURTHER DETAILS



For Components and Service
Tel: Sittingbourne 70533 Telex: 965313

- | | | |
|--------------|----------------|------------------|
| ■ CONNECTORS | ■ RACK & PANEL | ■ POTENTIOMETERS |
| ■ CIRCULAR | ■ FANS | ■ DIALS |
| ■ R.F. | ■ R.F. CABLE | ■ CHOKES |
| ■ EDGE | ■ RELAYS | ■ BLOWERS |


AMPHENOL · ETRI · DELAVAN · TUCHEL · U.M.D.

Invader components Ltd

TRINITY TRADING ESTATE · SITTINGBOURNE · KENT

WW—080 FOR FURTHER DETAILS

REVOX



HS 77

The high-speed Revox (15/7½ ips) is firmly established as standard equipment in the majority of London theatres, local radio stations, National broadcasting companies and recording studios. Available in a wide range of configurations including the full, half or quarter track models.

Immediate delivery.

Options:

Sel sync £20 Varispeed £15

**Scotch 207 UK's
LOWEST PRICES**



VHS 77 Sole Supplier

WIDE BANDWIDTH. 40 Hz-40 KHz of particular interest to research establishments. TAPE DUPLICATION. The equalisation characteristics 17.5 and 35 Sec are such that a 1:1, 2:1 or 4:1 speed ratio will produce a copy tape of the same recording characteristic as the master. HIGH TAPE VELOCITY of 30 ips (76 cms) is invaluable for the analysis of data and transient information. Also 15 ips. TAPE ECHO 50 milli seconds or 100 milli seconds. Immediate delivery. Finance available.

NOTE NEW ADDRESS-



Industrial Tape Applications

5 Pratt Street, London NW1 OAE. Tel: 01-485 6162 Telex: 21879

WW—081 FOR FURTHER DETAILS


**QUARTZ
CRYSTALS
-FAST!**



AEL GATWICK HOUSE, HORLEY, SURREY, ENGLAND
Tel: Horley (02934) 5353
Telex: 87116 (Aerocon Horley) • Cables: Aerocon Telex Horley

WW—082 FOR FURTHER DETAILS

PARKER SHEET METAL FOLDING MACHINES



Forms channels and angles down to 45 degrees which can be flattened to give safe edge. Depth of fold according to height of bench.

One year's guarantee. Money back if not satisfied.

Send for details:

A. B. PARKER

FOLDING MACHINE WORKS,
UPPER GEORGE STREET,
HECKMONDWIKE, YORKS.
Telephone 40 3997

BENCH MODEL
36" X 18 gauge capacity ... £40.00 carr. free
24" X 16 gauge capacity ... £38.00 carr. free
Also the well-known vice model of
36" X 18 gauge capacity ... £21.00 carr. free
24" X 18 gauge capacity ... £15.00 carr. free
18" X 16 gauge capacity ... £15.00 carr. free
Add 10% VAT to total price of machine

WW—083 FOR FURTHER DETAILS

ELECTRONI-KIT

Electronic fun for all ages

THE MOST VERSATILE ELECTRONICS KITS.

All components are beautifully encapsulated in unbreakable transparent plastic blocks. Perfect connections are made WITHOUT SOLDERING, SCREWING OR WIRING.

INCREDIBLE VALUE. Build, dismantle and rebuild projects any number of times and invent your own experiments too.

COMPLETELY SAFE, instructive and FUN - all kits operate from 9v. battery only.

VALUABLE MANUALS included with every kit.

Kit 2A-30 projects £10.45
Radios, amplifiers, alarms, microphones, Morse, etc...

Kit 3A-100 projects £20.45
As 2A plus electronic birds, cats, sirens, organs, metronome, guns, light and sound, burglar alarms, etc.

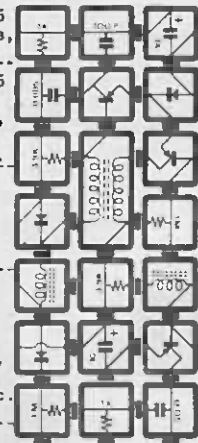
3A0X-105 projects £25.25
As 3A plus solar cell experiments and complete sophisticated control panel, etc.

4A0X-150 projects £33.95
As 3A0X plus Relay and Meter experiments: ion concentration-, volume-, output-, field intensity-, volt-, resistance meters, ammeter, illuminometer, etc.

and many, many more.

PRICES FULLY INCLUSIVE.

Cheque/P.O. (or 6p. for literature) to:



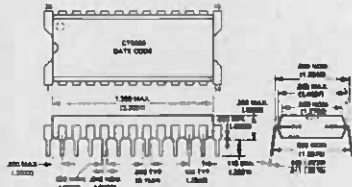
Satisfaction guaranteed.
**ELECTRONI-KIT LTD, 408 St. John's Street,
London, EC1. (01-278 4579)**

WW—084 FOR FURTHER DETAILS

Samplebest Ltd for the amateur electronics engineer

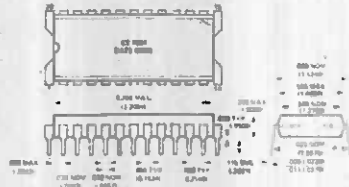
DISPLAYS

CT 5000 series calculator chip
CT5005




- ★ 28 pin DIL MOS-LSI chip
 - ★ Four function (+, -, X, ÷)
 - ★ 12-digit drive
 - ★ Right hand entry
 - ★ Selectable (0,1,2,3,4,5) and fixed decimal point
 - ★ TTL compatible
- £5.65 ea.**

CT 7000 series clock chip
CT 7001



- ★ 28 pin DIL MOS-LSI chip
 - ★ 28/30/31 day calendar
 - ★ 12/24 hour clock and 24 hour alarm
 - ★ Snooze alarm
 - ★ 6 digit display (hr. min. sec)
 - ★ Clock radio features
 - ★ 50/60 Hz operation
 - ★ On chip 60Hz back-up
 - ★ Seven segment or BCD outputs
- £16.50 ea.**



- | | |
|---|--|
| <p>3015F</p> <ul style="list-style-type: none"> ★ 9mm character ★ low voltage 4-6v ★ 100,000 hrs life <p>£1.25 ea.</p> | <p>FDB5V</p> <ul style="list-style-type: none"> ★ 12mm character ★ low voltage 4-6v ★ 100,000 hrs life ★ TTL compatible <p>£1.25 ea.</p> |
|---|--|
- RESISTORS** — Carbon film
 1/4 watt 5% tolerance 2 ohm — 1 megohm. Pack of assorted values
 Pack of 500—£5.00



CASH WITH ORDER CHEQUES MADE PAYABLE TO SAMPLEBEST LTD AND SHOULD INCLUDE 5p PER UNIT FOR POST AND PACKING (MIN 25p) AND 10% FOR VAT.

**127 CLAYTON ROAD,
 CHESSINGTON,
 SURREY
 Tel: 949 2430**

WW—086 FOR FURTHER DETAILS

SPARKRITE MK II ELECTRONIC IGNITION KIT



COMPRISES

Everything—
 Ready-drilled Case and Metalwork, Cables, Coil Connectors, Silicon Grease, Printed Circuit Board, 5-year guaranteed components and a full 8-page instruction leaflet.

WHEN COMPLETE THE UNIT CAN BE FITTED TO YOUR CAR IN ONLY 15 MINUTES USING THE STANDARD COIL AND CONTACT BREAKER POINTS: TO GIVE YOU:

Instant all-weather starting, Up to 20% fuel saving, Longer battery life, Higher top speed, Faster acceleration, Spark plugs last about five times longer, Misfire due to contact breaker, bounce electronically eliminated, Purer exhaust emission resulting in less air pollution, Contact breaker burn *eliminated*.

Suitable for all petrol engines up to 8 cylinders
KIT—PRICE ONLY £11.62 (12v car only)

Ready-built Unit **£14.85**
 Single coil/C.B. Motor Cycle **£17.60**
 Twin coil/C.B. Motor Cycle **£23.24**
 Triple coil/C.B. Motor Cycle **£27.50**
 Motor Cycle units are not available in kit form

Please state whether Positive or negative earth units are required when ordering. Also state 6 or 12 volts.

SEND FOR YOUR UNIT DR FULL BROCHURE NOW

**FROM
 ICE ELECTRONIC SYSTEMS DEPT W.W.
 114 PARK FARM ROAD
 BIRMINGHAM B43 7QH**

WW—085 FOR FURTHER DETAILS



SP-152 SP-352

BECKMAN PLANAR GAS DISCHARGE DISPLAYS

- Continuous 7 segment, attractive orange, viewing up to 40 feet.
- | | |
|--|----------------------------|
| SP-152 1 1/2 digit (-55") clock module | £4.00 + VAT = £4.40 |
| SP-352 2 digits (-55") | £4.00 + VAT = £4.40 |
- Other modules available, including:
- | | |
|---|----------------------------|
| SP-151 3 1/2 digit (-50"), +am/pm, clock module | £7.20 + VAT = £7.92 |
| SP-332 2 digits (-33") | £4.00 + VAT = £4.40 |
| CT5001 4 FUNCTION CALCULATOR IC | £6.00 + VAT = £6.60 |
- SLA7 .33" RED LED DIGITAL DISPLAYS**
- | | |
|----------------------|------------------------------|
| Pack of 4: 4 x £1.70 | £6.80 + VAT = £7.48 |
| Pack of 6: 6 x £1.70 | £10.20 + VAT = £11.22 |
- MM5316N ALARM CLOCK IC** **£15.00 + VAT = £16.50**
RCA TA8055T LIQUID CRYSTAL DISPLAY **£11.60 + VAT = £12.76**
MM5316N + TA8055T **£21.00 + VAT = £23.10**
- Supplied with Soldercon pins to make clock chip socket
- | | |
|---|----------------------------|
| PCB for P.E. Digital Clock with RCA L-C | £1.50 + VAT = £1.65 |
| NEW MOSTEK ALARM CLOCK IC | £6.00 + VAT = £6.60 |
- MK50250N So new that it will only be available sometime in May. 24hr format—Alarm—Snooze—Multiplexed 4 to 6 digit gas discharge or LED display—Display can be shared with calculator—Low cost.
- N.B. CONSTRUCTORS OF P.E. DIGITAL CLOCK**
 With minor modifications an RCA Liquid Crystal may be substituted for the Siemens Liquid Crystal, and RCA L-Cs bought from us will include clear instructions on how this may be done.
- Data supplied with all devices**
 Also available separately at 10p per device.
 No p&p charge for UK orders. Overseas p&p 50p.

SINTEL, 53 ASTON STREET, OXFORD

WW—087 FOR FURTHER DETAILS

AVELEY ELECTRIC AT THE I.E.A. 1974

For the 10th and best I.E.A. Aveley are presenting up-to-date cost-effective solutions to measurement tasks such as:

- MICROWAVE MEASUREMENTS
- NETWORK ANALYSIS
- SPECTRUM ANALYSIS
- SIGNAL GENERATION
- RECEIVERS
- RADIO TELEPHONE TESTING
- TELEVISION MEASUREMENTS

ON THE STAND WE'LL HAVE SENIOR ENGINEERING PERSONNEL FROM OUR PRINCIPALS

- ROHDE AND SCHWARZ
- SCHOMANDL KG
- STEINHEIL LEAR
- NARDA MICROWAVE
- WILTRON COMPANY
- PACIFIC MEASUREMENTS

WE'VE DONE ALL WE CAN TO MAKE VISITING US WORTH WHILE. COME AND SEE US ON

STAND 638

Olympia phone: 01-931 5720
Office phone: 01-397 8771

For complimentary tickets or more info., contact:

AVELEY ELECTRIC LTD.,
Roebuck Road,
Chessington, Surrey,

Telex: Avel London 928479

WW-088 FOR FURTHER DETAILS



Heathkit for Instruments

with built-in quality and savings

Send for the latest Heathkit Catalogue and see what Heath offer in Oscilloscopes, Counters, Chart Recorders, Digital Multimeters and Portable Testers. All are available as kits or factory assembled and calibrated. See the world's largest selection of Test, Marine, Radio Amateur, Hi-Fi, Automotive, Home and Office electronic kits. Choose cash or Monthly Budget Plan payment.



Free Catalogue

Please send me the FREE Heathkit Catalogue & details of Monthly budget plans.

NAME

ADDRESS

HEATH
Schlumberger

HEATH (GLOS.) LTD. DEPT. WW/4/74
Bristol Road,
Gloucester GL2-6EE

Showrooms in GLOUCESTER (above) & LONDON: 233 Tottenham Court Rd.
WW-089 FOR FURTHER DETAILS

NEW DESIGN

ACTIVE FILTER CROSSOVER

FOR YOUR TOP FLIGHT SPEAKER SYSTEM

AS FEATURED IN WIRELESS WORLD Dec 1973

An essential and critical component in a high quality speaker system is the crossover unit conventionally comprising of a series of passive networks which unfortunately, through introducing reactive impedances between the amplifier and the speakers, result in the loss of the advantage of high amplifier damping factor and renders the speakers prone to overshoots and resonances. An elegant solution to this problem, described by D. C. Read in *Wireless World*, involves the use of a series of active filters splitting the output of the pre-amplifier into three channels, of closely defined bandwidth, each of which is fed to the appropriate speaker by its own power amplifier. A design for a suitable 20 Watt amplifier, based on a proven Texas circuit, was also described by Mr. Read. The printed circuit boards for this has been designed such that three amplifiers may be stacked and mounted together on a common heat sink to achieve a conveniently compact module.

<p>ACTIVE FILTER</p> <p>Pack</p> <p>1 Fibreglass PCB (accommodates all filters for one channel) 1.05</p> <p>2 Set of pre-sets, solid tantalum capacitors, 2% metal oxide resistors, 2% polystyrene capacitors 4.20</p> <p>3 Set of semiconductors 2.65</p> <p>2 off each pack required for stereo system</p> <p>SUITABLE ALSO FOR FEEDING ANY OF OUR HIGH POWER DESIGNS</p>	<p>READ/TEXAS 20w amp.</p> <p>Pack</p> <p>1 Fibreglass PCB .70</p> <p>2 Set of resistors, capacitors pre-sets (not including O/P coupling capacitors) 1.10</p> <p>3 Set of semiconductors 2.40</p> <p>6 off each pack required for stereo system</p> <p>4 Special heat sink assembly for set of three amplifiers .85</p> <p>5 Set of 3 O/P coupling capacitors 1.00</p> <p>2 off packs 4, 5 required for stereo system</p>	<p>POWER SUPPLY</p> <p>FOR 20W/CHANNEL STEREO SYSTEM</p> <p>Pack</p> <p>1 Fibreglass PCB .50</p> <p>2 Set of rectifiers, zener diode, capacitors, fuses, fuse holders 2.60</p> <p>3 Toroidal transformer 4.95</p> <p>ENQUIRIES WELCOME For quality sets of speakers</p>	<p>VAT Please add 10%* to all U.K. orders</p> <p>(*or at current rate if changed)</p> <p>U.K. ORDERS—Post free (mall order only)</p> <p>OVERSEAS—Postage at cost + 50p special packing</p> <h1>POWERTRAN</h1> <p>SEE FOLLOWING PAGE</p>
--	---	--	--

ICON DESIGN

A NOVEL STEREO FM TUNER

(see this issue)

We are pleased to offer kits of parts for the above tuner, including P.C. boards, filter, I.C.'s, etc.

All parts are to the designers specification enabling a guarantee of performance to be offered.

Be ready for part II by sending S.A.E. for details today to

ICON DESIGN
33 RESTROP VIEW, PURTON,
WILTS SN5 9DG.

WW—090 FOR FURTHER DETAILS

ANALOGUE AND HYBRID COMPUTERS



C180 Features:
18-I.C. Operational Amplifiers, 1% accuracy. Automatic Function Selection and Meter Switching. 3-Four Quadrant Multipliers. Individual Pot-Set Facilities, built-in stabilised power supplies, D.V.M. optional extra. Price £850 complete with patching leads.


We manufacture a range of inexpensive analogue and hybrid machines and are specialists in producing computers to your own specifications. Why pay more than you can afford for a computer which does not quite do what you want? You will be pleasantly surprised at the cost of an analogue or hybrid machine built to your own requirements.

Phone or write for details of our Analogue or Hybrid apparatus

PHYSICAL & ELECTRONIC LABORATORIES LTD.
MANUFACTURERS OF ANALOGUE AND HYBRID COMPUTERS
28 Athenaeum Road, Whetstone, London N.20, Tel. 01-445 7883

WW—091 FOR FURTHER DETAILS

JES AUDIO INSTRUMENTATION



Illustrated the Si452 Distortion Measuring Unit—low cost distortion measurement down to .01% **£35.00**

<p>Si451 £40.00 Comprehensive Millivoltmeter 350µ Volts 20 ranges</p>	<p>Si453 £45.00 Low distortion Oscillator sine square RIAA</p>
--	---

prices plus VAT

J. E. SUGOEN & CO. LTD. Tel. Cleckheaton (09762) 2501
CARR STREET, CLECKHEATON, YORKSHIRE

WW—092 FOR FURTHER DETAILS

sanwa MULTI TESTERS



USED THROUGHOUT THE WORLD, SANWA'S EXPERIENCE OF 30 YEARS ENSURES ACCURACY, RELIABILITY, VERSATILITY, UNSURPASSED TESTER PERFORMANCE COMES WITH EVERY SANWA

MODEL P28	£9.76	MODEL AT45	£21.52
MODEL JPS0	£11.58	MODEL 380CE	£29.12
MODEL 380YTR	£15.28	MODEL A101	£31.81
MODEL US0DX	£15.80	MODEL 480ED	£35.88
MODEL A303TRD	£17.45	MODEL EM800	£81.08
MODEL K30 THD	£24.01	MODEL R1000CB	£75.27
MODEL F80TRD	£26.28		

THESE PRICES ARE SUBJECT TO AN ADDITIONAL CHARGE OF 10% FOR V.A.T. Cases extra, available for most meters, but not sold separately.

Excellent Repair Service

Please write for illustrated leaflet of these and other specialised Sanwa meters

SOLE IMPORTERS IN U.K.
QUALITY ELECTRONICS LTD.
47-49 HIGH STREET, KINGSTON-UPON-THAMES, SURREY, KT1 1LP
Tel: 01-546 4585


WW—093 FOR FURTHER DETAILS

Hi Fi News Linsley-Hood 75W Amplifier

DESIGNER APPROVED KIT

★ 75 WATTS PER CHANNEL
★ BANDWIDTH (3dB) 3HZ-40KHZ

★ DISTORTION LESS THAN 0.01%
★ UNCONDITIONAL STABILITY



FREE TEAK CASE with full kits

KIT PRICE only


£56.60 POST FREE (U.K.)

Full circuit description in handbook

Pack	Price	Pack	Price	Pack	Price
1 Fibre glass printed circuit board for power amp.	£0.75	8 Set of potentiometers (including mains switch).	£1.55	13 Set of miscellaneous parts including DIN skts, mains input skt, fuse holder, interconnecting cable, control knobs	£3.25
2 Set of resistors, capacitors, pre-sets for power amp.	£1.50	9 Set of 4 push button switches, rotary mode switch.	£3.10	14 Set of metalwork parts including silk screen printed fascia panel and all brackets, fixing parts, etc.	£6.30
3 Set of semiconductors for power amp. (highest voltage version).	£5.50	10 Toroidal transformer complete with magnetic screen/housing primary: 0-117-234 V, secondaries: 33-0-33 V 24-0-24 V.	£9.15	15 Handbook.	£0.30
4 Pair of 2 drilled, finned heat sinks.	£0.80	11 Fibre glass printed circuit board for pre-amp.	£0.55	16 Teak cabinet.	£7.35
5 Fibre glass printed circuit board for pre-amp.	£1.10	12 Set of resistors, capacitors, secondary fuses, semiconductors for power supply.	£3.50	2 each of packs 1-7 inclusive are required for complete stereo system.	
6 Set of low noise resistors, capacitors, pre-sets for pre-amp.	£2.70			3a Set of semiconductors for Power Amp. (30W version).	£3.40
7 Set of low noise, high gain semiconductors for pre-amp.	£2.10			3b Set of semiconductors for Power Amp. (50W version).	£5.30

Toroidal T20 + 20 ★ WITH TOROIDAL TRANSFORMER ★ 20 WATTS PER CHANNEL

Developed from the famous Practical Wireless TEXAN.



FREE TEAK CASE and HANDBOOK with full kits


KIT PRICE only £28.25 POST FREE (U.K.)

COMPONENT PACKS FOR W.W. AMPLIFIER DESIGNS

30W BAILEY	£0.65
Pk. 1 F/Glass PCB	£1.75
Pk. 2 Resistors, capacitors, pots	£4.70
Pk. 3 Semiconductor set	
30W BLOMLEY	£0.70
Pk. 1 F/Glass PCB	£2.15
Pk. 2 Resistors, capacitors, pots	£5.60
Pk. 3 Semiconductor set	
20W LINSLEY-HOOD	£0.70
Pk. 1 F/Glass PCB	£2.40
Pk. 2 Resistors, capacitors, pots	£3.35
Pk. 3 Semiconductor set	
60V REGULATED POWER SUPPLY	£0.65
Pk. 1 F/Glass PCB	£1.40
Pk. 2 Resistors, capacitors, pots	£3.10
Pk. 3 Semiconductor set	
BAILEY-BURROWS PRE-AMP	£1.60
Pk. 1 F/Glass PCB	£4.95
Pk. 2 Resistors, capacitors, pre-sets, transistors.	£1.60
Pk. 3R Rotary potentiometer set	

For further details on the above and other designs including 100W amplifier and Stuart Tape Recorder write for FREE LIST.

METALWORK SYSTEM FOR WIRELESS WORLD AMPLIFIERS



Designed to house Bailey, Blomley or Linsley-Hood Class AB amplifiers with simple or regulated power supplies and Bailey Burrows pre-amp. Options of standard or hum reducing toroidal mains transformer. Also rotary control version. Details in price list.

For FREE LIST write NOW!

Dept. W-04

POWERTRAN ELECTRONICS
PORTWAY INDUSTRIAL ESTATE
ANDOVER, HANTS SP10 3NN

U.K. ORDERS — Post free (mail order only)
OVERSEAS — Postage at cost + 50p special packing

V.A.T. Please add 10%*
to all U.K. orders

(*or at current rate if changed)

Pack	Price	Pack	Price
1. Set of all low noise resistors	£0.80	7 Set of all semiconductors	£8.25
2 Set of all small capacitors	£1.50	8 Special Toroidal Transformer	£4.95
3 Set of 4 power supply capacitors	£1.40	9 Fibre Glass P.C. Panel	£2.50
4 Set of miscellaneous parts including DIN sockets, fuses, fuse holders, control knobs etc.	£1.90	10 Complete chassis work, hardware and brackets	£4.20
5 Set of slide and pushbutton switches	£0.90	11 Preformed cable/leads	£0.40
6 Set of potentiometers and selector switch	£1.45	12 Handbook	£0.25
		13 Teak Cabinet	£2.75

SEMICONDUCTORS

2N699 0.25	2N4058 0.12	BC214L 0.14	MPSA66 0.40	TIP33A 1.00
2N1813 0.20	2N4062 0.11	BCY72 0.13	MPSU05 0.60	TIP34A 1.50
2N1711 0.25	2N4302 0.60	BD529 0.85	MPSU55 0.70	TIP41A 0.74
2N2926G 0.10	2N5087 0.42	BD530 0.85	SN72721P 0.58	TIP42A 0.90
2N3053 0.15	2N5210 0.54	8DY56 1.50	SN72748P 0.58	TIP3055 0.60
2N3055 0.45	2N5457 0.45	BF267 0.40	TIP29A 0.50	IB08T20 0.50
2N3442 1.20	2N5459 0.45	BF269 0.47	TIP30A 0.60	IB40K20 1.40
2N3702 0.11	2N5830 0.30	BFR39 0.25	TIP29C 0.71	IN914 0.07
2N3703 0.10	40361 0.40	BFR79 0.25	TIP30C 0.78	IN916 0.07
2N3704 0.10	40362 0.45	BFY50 0.20	TIP31A 0.60	IS920 0.10
2N3705 0.10	BC107 0.10	BFY51 0.20	TIP32A 0.70	5B05 1.20
2N3706 0.09	BC108 0.10	BFY52 0.20		
2N3707 0.10	BC109 0.10	MJ481 1.20		
2N3708 0.07	BC125 0.15	MJ491 1.30		
2N3709 0.08	BC126 0.15	MJ521 0.60		
2N3710 0.09	BC182K 0.10	MPSA05 0.30		
2N3711 0.09	BC212K 0.12	MPSA12 0.55		
2N3819 0.23	BC182L 0.10	MPSA14 0.35		
2N3904 0.17	BC184L 0.11	MPSA55 0.35		
2N3906 0.20	BC212L 0.12	MPSA65 0.35		



This is the D75

- Lightweight
- 50MHz bandwidth at 5mV/div
- 1mV/div at 15MHz
- 3% accuracy
- Mixed sweep
- Calibrated sweep delay
- Gated trigger
- Bright 8x10cm display

A new Dual Trace, 50MHz Portable Oscilloscope for £440

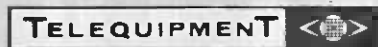
(Exclusive of VAT)

Yes indeed! A 50MHz dual-trace instrument costing you only £440. And it's portable too — the light-weight, comfortable-to-carry, take-it-anywhere kind of portable. Developed by engineers for engineers this newcomer from Telequipment offers unprecedented

value when compared with similar 50MHz instruments. The outstanding specification of the D75 includes a wide-range dual timebase incorporating sweep intensifying, delaying, mixed sweep and single-shot facilities, an 8 x 10cm CRT operating at

15kV, and dual-trace operation in alternate and chopped modes with 5mV/div all the way up to 50MHz. Write or telephone now for the specification and a demonstration, and prove for yourself that the D75 is the oscilloscope for you.

Tektronix U.K. Ltd.
 Beaverton House, P.O. Box 69,
 Harpenden, Herts.
 Telephone: Harpenden 63141
 Telex: 25559



wireless world


Electronics, Television, Radio, Audio

APRIL 1974 Vol 80 No 1460

SIXTY-FOURTH YEAR OF PUBLICATION

Contents

- 57 What is an engineer worth?
58 Novel stereo f.m. tuner by *J. A. Skingley and N. C. Thompson*
63 Paris components exhibition
64 Research notes
65 Doppler distortion in loudspeakers by *J. Moir*
69 Communications '74
70 News of the month
UK semiconductor industry growth
Telephone dialling microcircuit
Solid-state TV camera
72 Letters to the editor
Sound radio compression
Plug-in p.c. boards
Multimeters for blind students
75 Electronic piano—2 by *G. Cowie*
80 H.F. Predictions
81 Guglielmo Marconi by *W. J. Baker*
85 Colour TV tube developments
86 Sixty years ago
87 Photographic development timer by *R. G. Wicker*
90 Colour separation overlay by *G. Dann*
93 IEA exhibition preview
95 Traffic information broadcasting by *R. C. V. Macario*
98 World of amateur radio
99 Circards—13: Alarm circuits by *J. Carruthers, J. H. Evans, J. Kinsler & P. Williams*
101 F.E.T. curve tracer—2 by *L. G. Cuthbert*
103 Literature received
104 New products
108 Real and imaginary by "Vector"
a92 APPOINTMENTS VACANT
a116 INDEX TO ADVERTISERS



This month's cover picture shows the red, green and blue triple optical head of a colour television projection equipment made by Pye TVT.
(Photographer Paul Brierley)

IN OUR NEXT ISSUE

(published May 22)

Radar for cars. Clutter-free system for avoiding road collisions.

Colour-sound system. Compact equipment for controlling light hue and brightness by audio signal frequency and amplitude.

Novel stereo f.m. tuner. Part 2: decoder; assembly; setting-up; and a frequency meter.

Electronic piano. Part 3: assembly of the electronics and the cabinet.



L.P.C. Electrical-Electronic Press Ltd
Managing Director: George Fowkes
Administration Director: George H. Mansell
Publisher: Gordon Henderson

Price 20p. (Back numbers 40p.)

Editorial & Advertising offices: Dorset House, Stamford Street, London SE1 9LU.
Telephones: Editorial 01-261 8620; Advertising 01-261 8339.
Telegrams/Telex, Wiworld Binespres 25137 London. Cables, "Ethaworld, London S.E.1."

Subscription rates: Home, £4.35 a year. Overseas, 1 year £5; 3 years £12.50 (U.S.A. & Canada 1 year \$13; 3 years \$32.50) Student rates: Home 1 year £2.18, 3 years £5.55. Overseas, 1 year £2.50; 3 years £6.25 (U.S.A. & Canada 1 year \$6.50, 3 years \$16.25).


Distribution: 40 Bowling Green Lane, London EC1R 0NE. Telephone 01-837 3636.

Subscriptions: Oakfield House, Perry Mount Rd, Haywards Heath, Sussex RH16 3DH. Telephone 0444 53281.
Subscribers are requested to notify a change of address four weeks in advance and to return envelope bearing previous address.

© I.P.C. Business Press Ltd. 1974

Brief extracts or comments are allowed provided acknowledgement to the journal is given.

Aries
March 21st-April 20th.




Astrologically speaking...

... the best and most promising times of the year are May, June and December, however if you are careful and do not attempt anything too rash, the remainder of the year should not present you with too many problems.

All in all a productive future is forseen in your horoscope.

...now discover our scope!



The 5AV and 1EV series of high voltage cartridge rectifiers are rated at 50mA and 10mA average rectified current respectively.

The 5AV-series is offered over the voltage range 2kV to 6.5kV V_{RRM} and is in a 5mm x 10mm diameter package offering the design engineer an extremely compact solution to many high voltage rectifier problems.

The 1EV series offered with V_{RRM} ratings up to 12kV is in a 16mm long package that provides longer tracking paths than the 5AV series enabling the lower voltage types to be used without further encapsulation.

The 1EV series has fast reverse recovery characteristics and so is suitable for use in high frequency systems where rectifier efficiency is important.

Both series are available now.

INTERNATIONAL RECTIFIER

HURST GREEN OXTED SURREY RH8 9BB TELEX RECTIFIER OXTED 95219 TELEPHONE OXTED 3215/4231





Don't buy a calculator - build one.

Advance Electronics have two calculator kits which would give you great pleasure. In construction and use.

First, our hand-held mini executive which we developed in conjunction with 'Electronics Today International'. It has the four functions plus a constant and a fixed/floating decimal point facility for only £24.95 (inc. VAT, etc.).

If you're manipulatively dextrous, it will take you about three hours to build the calculator using our fully documented assembly instructions.

We've only got a few left and we suggest you use our coupon and your cheque book today.


Now if you'd prefer a desk top version, look at our beauty. This was designed in conjunction with 'Wireless World' to the same spec as our pocket sized kit but including light intensity control.

It's more expensive (at £34.95, inclusive of everything) but provides larger keys with the faster desk-top action.

We haven't too many of these left, either, so do use the coupon. One other point. Although they're kits, the end-product is robust and comes with the full backing of the Advance Electronics name. They are emphatically *not* toys and will give you years of continuous and reliable use.

Shouldn't you be picking up a ball point and a kit right now?

**Advance Calculators:
Our job is
making yours easier.**



To: Advance Electronics Limited,
Raynham Road, Bishop's Stortford, Herts.
Telephone: (0279) 55155. Telex: 81510.

Please send me an 'ETI' Kit of your mini Executive hand-held calculator. I enclose my cheque for £24.95 in full payment.

Or

Please send me a 'Wireless World' Kit of your desk top calculator. I enclose my cheque for £34.95 in full payment.

Name _____

Address _____

1336



Advance Electronics Limited, Raynham Road, Bishop's Stortford, Herts. Telephone: (0279) 55155. Telex: 81510.

The Sinclair Cambridge... no other calculator is so powerful and so compact.

Complete kit - £24.95!

(PLUS VAT)

The Cambridge - new from Sinclair

The Cambridge is a new electronic calculator from Sinclair, Europe's largest calculator manufacturer. It offers the power to handle complex calculations, in a compact, reliable package. No other calculator can approach the specification below at anything like the price - and by building it yourself you can save a further £5.50!

Truly pocket-sized

With all its calculating capability, the Cambridge still measures just $4\frac{1}{2}'' \times 2'' \times \frac{1}{8}''$. That means you can carry the Cambridge wherever you go without inconvenience - it fits in your pocket with barely a bulge. It runs on U16-type batteries which gives weeks of life before replacement.

Easy to assemble

All parts are supplied - all you need provide is a soldering iron and a pair of cutters. Complete step-by-step instructions are provided, and our service department will back you throughout if you've any queries or problems.

Total cost? Just £27.45!

The Sinclair Cambridge kit is supplied to you direct from the manufacturer. Ready assembled, it costs £32.95 - so you're saving £5.50! Of course we'll be happy to supply you with one ready-assembled if you prefer - it's still far and away the best calculator value on the market.



Features of the Sinclair Cambridge

- * Uniquely handy package. $4\frac{1}{2}'' \times 2'' \times \frac{1}{8}''$, weight $3\frac{1}{2}$ oz.
- * Standard keyboard. All you need for complex calculations.
- * Clear-last-entry feature.
- * Fully-floating decimal point.
- * Algebraic logic.
- * Four operators (+, -, x, ÷), with constant on all four.
- * Constant acts as last entry in a calculation.
- * Constant and algebraic logic combine to act as a limited memory, allowing complex calculations on a calculator costing less than £30.
- * Calculates to 8 significant digits, with exponent range from 10^{-20} to 10^{79} .
- * Clear, bright 8-digit display.
- * Operates for weeks on four U16-type batteries. (MN 2400 recommended.)

A complete kit!

The kit comes to you packaged in a heavy-duty polystyrene container. It contains all you need to assemble your Sinclair Cambridge. Assembly time is about 3 hours.

Contents:

1. Coil.
2. Large-scale integrated circuit.
3. Interface chip.
4. Thick-film resistor pack.
5. Case mouldings, with buttons, window and light-up display in position.
6. Printed circuit board.
7. Keyboard panel.
8. Electronic components pack (diodes, resistors, capacitors, transistor).
9. Battery clips and on/off switch.
10. Soft wallet.



Actual size!




4 1/2 in long x 2 in wide x 1 1/16 in deep

This valuable book – free!

If you just use your Sinclair Cambridge for routine arithmetic – for shopping, conversions, percentages, accounting, tallying, and so on – then you'll get more than your money's worth.

But if you want to get even more out of it, you can go one step further and learn how to unlock the full potential of this piece of electronic technology.



How? It's all explained in this unique booklet, written by a leading calculator design consultant. In its fact-packed 32 pages it explains, step by step, how you can use the Sinclair Cambridge to carry out complex calculations

Why only Sinclair can make you this offer

The reason's simple: only Sinclair – Europe's largest electronic calculator manufacturer – have the necessary combination of skills and scale.

Sinclair Radionics are the makers of the Executive – the smallest electronic calculator in the world. In spite of being one of the more expensive of the small calculators, it was a runaway best-seller. The experience gained on the Executive has enabled us to design and produce the Cambridge at this remarkably low price.

But that in itself wouldn't be enough. Sinclair also have a very long experience of producing and marketing electronic kits. You may have used one, and you've almost certainly heard of them – the Sinclair Project 60 stereo modules.

It seemed only logical to combine the knowledge of do-it-yourself kits with the knowledge of small calculator technology.

And you benefit!

Take advantage of this money-back, no-risks offer today

The Sinclair Cambridge is fully guaranteed. Return your kit within 10 days, and we'll refund your money without question. All parts are tested and checked before despatch – and we guarantee a correctly-assembled calculator for one year.

Simply fill in the preferential order form below and slip it in the post today.

Price in kit form: £24.95 + £2.50 VAT. (Total: £27.45)

Price fully built: £29.95 + £3.00 VAT. (Total: £32.95)

To: Sinclair Radionics Ltd, London Road,
St Ives, Huntingdonshire, PE17 4HJ WW/4/74

Please send me

a Sinclair Cambridge calculator kit at
£24.95 + £2.50 VAT (Total: £27.45)

a Sinclair Cambridge calculator ready built
at £29.95 + £3.00 VAT (Total: £32.95)

*I enclose cheque for £ _____ made
out to Sinclair Radionics Ltd, and crossed.

*Please debit my *Barclaycard/Access
account. Account number _____

*Delete as required.

Name _____

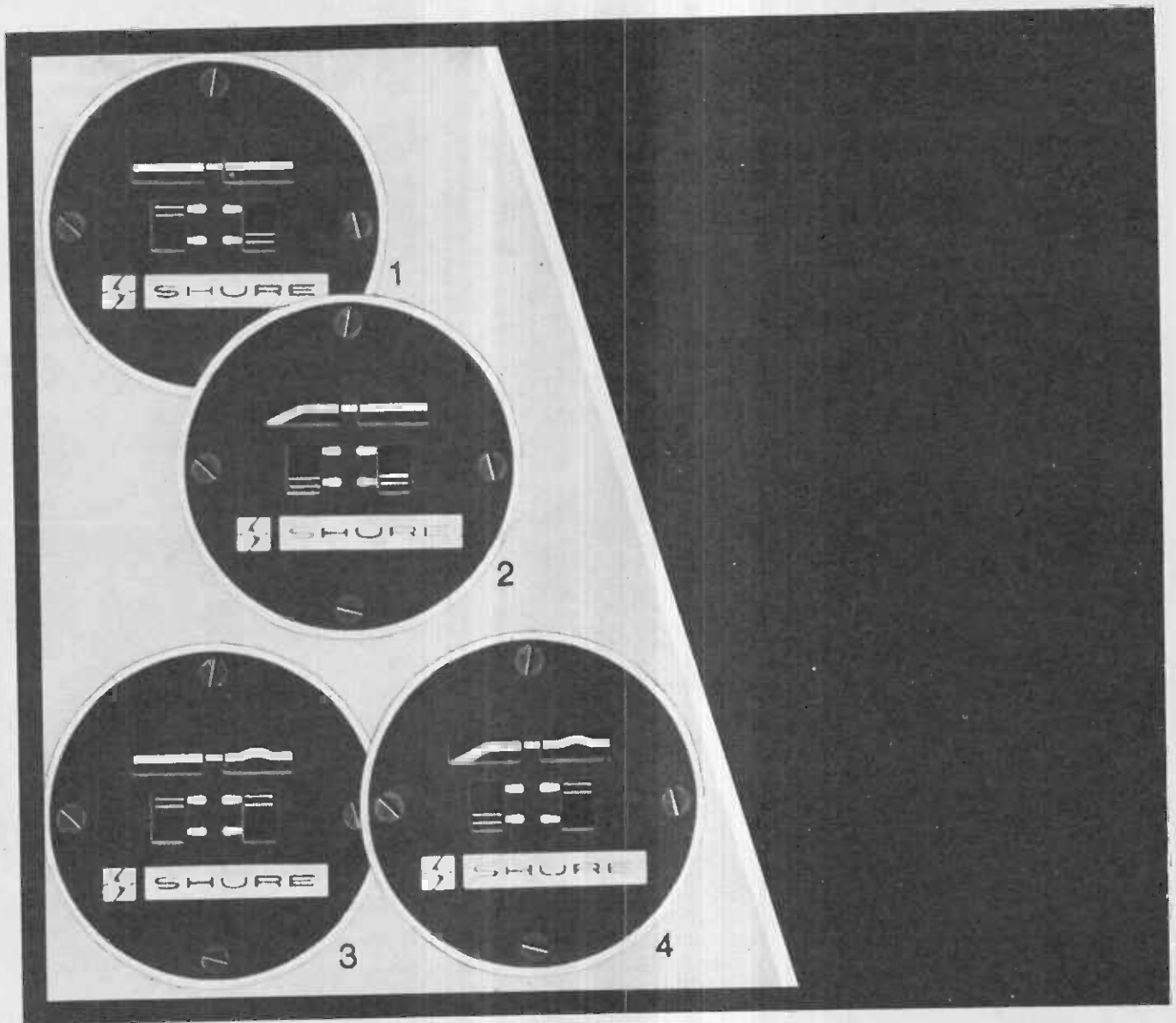
Address _____

PLEASE PRINT

sinclair

Sinclair Radionics Ltd, London Road, St Ives, Hunts.
Reg. no: 699483 England VAT Reg. no: 213 8170 88

WW—098 FOR FURTHER DETAILS



What you see is what you get.



The extraordinary Shure SM7 professional microphone features something you've never seen before: a *built-in Visual Indication Response Tailoring System* that offers you four different frequency response curves—and shows you the curve you've selected with a graphic readout (see above) at the back of the microphone! Choose: 1. flat response; 2. bass roll-off; 3. presence boost; 4. combination of roll-off and presence. And there's more: the SM7 delivers exceptional noise isolation with a revolutionary pneumatic suspension mount . . . an ultra-wide, ultra-smooth frequency response . . . an integral "pop" and wind filter . . . and a cardioid pickup pattern that looks "text-book perfect." The Shure SM7 Studio Microphone was extensively field-tested in recording studios and broadcasting stations! Write:

Shure Electronics Limited
Eccleston Road, Maidstone ME15 6AU
Telephone: Maidstone (0622) 59881



Alpha. World Beater.

Alpha from Advance sets a new standard in multimeters.

With 5 functions and 24 ranges (a glance at its front panel reveals all).


What you can't see is the Alpha's 0.5% accuracy on dc – and that it's tough and lightweight . . . at only 2lbs.

Alpha's fully portable and battery operated – with mains units and rechargeable batteries available.

Best of all, Alpha costs only £62.00 + VAT. And delivery is first class.

Please use our enquiry number. It will get you Alpha's better data.

Advance: our job is making yours easier.




Advance Electronics Limited,
Roebuck Road, Hainault, Essex. IG6 3UE
Telephone: 01-500-1000. Telex: 263785.


WW-100 FOR FURTHER DETAILS

Sinclair Project 80

exciting



Stereo 80 pre-amplifier/control unit



Project 80 tuner

Stereo decoder

Project 80 Active Filter Unit (AFU)

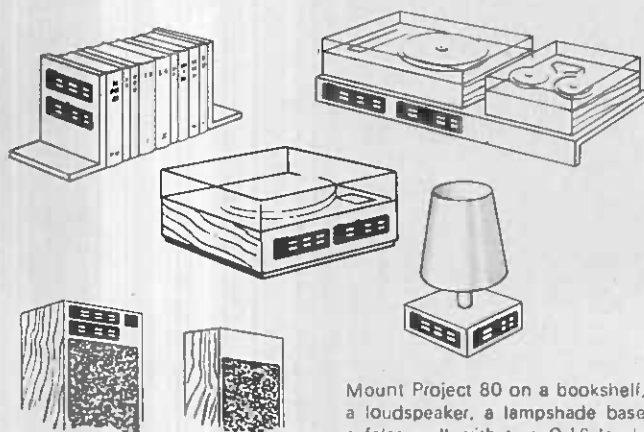
only $\frac{3}{4}$ " deep x 2" high

Living with hi-fi takes on new meaning with Sinclair Project 80. The electronics of these revolutionary new modules are all contained within elegantly designed matching cases no more than three-quarters of an inch deep. They are designed for mounting on any appropriate flat surface by means of 6BA bolts extending from the rear of each module and which pass through suitably drilled holes. Connections are taken away out of sight in a similar manner. The possibilities opened up by Project 80 are endless – superb hi-fi systems can be installed in ways hitherto only dreamed about and never before made practical. No more cutting out and shaping to put modules in position. A few holes drilled with the aid of templates supplied and the job is done. Now you need never again be faced with problems of keeping the hi-fi from clashing with carefully thought-out furnishing schemes. (That will surely please wives!) Slider controls have been introduced in place of knobs and all modules in the range incorporate new up-dated circuitry with emphasis on performance standards and built-in protection against overload and shorting. The aim was to re-think modular construction completely – to make it infinitely more versatile, even simpler and more reliable – the result – Project 80 – another triumph for Sinclair, and the most exciting construction modules ever.

the slimmest, most elegant hi-fi modules ever made

Typical Project 80 applications		
System	The Units to use	Units cost
Simple battery record player	Z.40	£5.45 54p V.A.T.
Mains powered record player	Z.40, PZ.5	£10.43 £1.04 V.A.T.
30W, RMS continuous sine wave stereo amp.	2 x Z.40s, Stereo 80; PZ.6	£30.83 £3.08 V.A.T.
50W (8 Ω) RMS continuous sine wave de luxe stereo amp.	2 x Z.60s, Stereo 80; PZ.8	£33.83 £3.38 V.A.T.
Indoor P.A.	Z.60, PZ.8	£14.93 £1.49 V.A.T.


Project 80 FM tuner, decoder, and A.F.U. may be added as required



Mount Project 80 on a bookshelf, a loudspeaker, a lampshade base a false wall with two 0.16 loudspeakers... almost anywhere.

new thinking in modular hi-fi

Stereo 80 pre-amplifier and control unit



- For P.U., radio and tape
- Tape monitoring switch
- Simplest ever fixing


Each channel has its own separate tone and volume controls operated by sliders, enabling ideal environmental matching to be obtained. A virtual earth input stage forms part of the up-dated circuitry that ensures the finest possible quality from all signal sources. Generous overload margins are allowed on all inputs. Clear instructions with template are supplied.

TECHNICAL SPECIFICATIONS

Size - 260 x 50 x 20mm (10 1/2 x 2 x 3/8 ins)
 Finish - Black with white indicators and transparent sliders
 Inputs - Magnetic pick-up 3mV RIAA corrected; Ceramic pick-up 300mV
 Radio 300mV; Tape 30mV
 Signal/noise ratio - 60dB
 Frequency range - 20Hz to 15KHz ± 1dB; 10Hz to 25KHz ± 3dB
 Power requirements - 20 to 35 volts
 Outputs - 100mV ± AB monitoring for tape
 Controls - Press button for tape, radio and P.U. Sliders for volume, bass (-12dB to -14dB at 100Hz); treble (+11dB to -12dB at 10KHz)

R.R.P. £11.95 +£1.19 V.A.T.

Project 80 FM tuner and stereo decoder



- Twin dual varicap tuning: 4 pole ceramic filter; switchable A.F.C.
- On the decoder, solid state stereo indicating beacon.

Making the Project 80 F.M. tuner and decoder available separately gives a wider choice of systems and saves money where stereo reception may not be required. The tuner is a triumph of electronic design and assures excellent performance. The decoder gives a 40dB channel separation with 150mV output per channel. Both units may be used with other than Project 80 systems.

TECHNICAL SPECIFICATIONS OF TUNER

Size - 85 x 50 x 20mm (3 1/2 x 2 x 3/8 ins)
 Tuning range - 87.5 to 108 MHz
 Detector - I.C. balanced coincidence for good A.M. rejection
 One I.C. equal to 26 transistors
 Distortion - 0.2% at 1KHz for 30% modulation
 4 pole ceramic filter in I.F. section
 Aerial impedance - 75 Ω or 240-300 Ω
 Sensitivity - 4 microvolts for 30dB quieting
 Output - 300 mV for 30% modulation
 Power requirements - 23 to 33 volts

DECODER

Size - 47 x 50 x 20mm (1 7/8 x 2 x 3/8 ins)
 One 19 transistor I.C.

R.R.P. £11.95 +£1.19 V.A.T.

R.R.P. £7.45 +0.74 V.A.T.


Guarantee

If, within 3 months of purchasing any product direct from us, you are dissatisfied with it, your money will be refunded on production of receipt of payment. Many Sinclair appointed stockists also offer this guarantee. Should any defect arise in normal use, we will service it without charge. For damage arising from mis-use a charge (typically £1.00) will be made.



Sinclair Radionics Ltd, London Road, St. Ives, Huntingdon PE17 4HJ
 Telephone St. Ives (0480) 64646

Z.40 & Z.60 power amplifiers totally short-circuit proof



Z.40

Z.60

Intended for use in Project 80 installations, these modules readily adapt to an even wider range of applications. Both incorporate built-in protection against short circuiting and risk of damage from mis-use is greatly reduced.

Z.40 TECHNICAL SPECIFICATIONS

Size - 55 x 80 x 20mm (2 1/4 x 3 1/4 x 3/8 ins) 9 transistors
 Input sensitivity - 100mV
 Output - 15 watts RMS continuous into 8 Ω (35V)
 Frequency response - 10Hz - 100KHz ± 1dB
 Signal/noise ratio - 64dB
 Distortion - at 10 watts into 8 Ω less than 0.1%
 Power requirements - 12 to 35 volts


Z.60 TECHNICAL SPECIFICATIONS

Size - 55 x 98 x 15mm (2 1/4 x 3 7/8 x 3/8 ins) 12 transistors
 Input sensitivity - 100-250mV
 Output - 25 watts RMS continuous into 8 Ω (45V)
 Distortion - typically 0.03%
 Frequency response - 10Hz to more than 200KHz ± 1dB
 Signal/noise ratio - better than 70dB
 Built-in protection against transient overload and short circuiting
 Load impedance - 4 Ω min; max. safe on open circuit

Z.40 R.R.P. £5.45 + 0.54 V.A.T.; Z.60 R.R.P. £6.95 + 0.69p V.A.T.

Project 80 active filter unit

Makes a highly desirable part of any worthwhile system where inputs may be from record, radio or tape. As with Stereo 80, separate controls applied to each channel make it easier to obtain ideal stereo balance.



TECHNICAL SPECIFICATIONS

Size - 108 x 50 x 20mm (4 1/4 x 2 x 3/8 ins)
 Voltage gain - minus 0.2dB
 Frequency response - 36Hz to 22KHz controls minimum
 Distortion - at 1KHz - 0.03% using 30V supply
 HF cut off (scratch) - 22KHz to 5.5KHz, 12dB/oct. slope
 L.F. cut off (rumble) - 28dB at 20Hz, 9dB/oct. slope

- For scratch and rumble control
- Transistorised active circuitry

R.R.P. £6.95 +0.69 V.A.T.

Power supply units

PZ.8

Stabilised. Re-entrant current limiting makes damage from overload or even direct shorting impossible. Normal working voltage (adjustable) 45V.

R.R.P. £7.98 + 0.79p V.A.T.
 Without mains transformer

PZ.5 30V unstabilised
 R.R.P. £4.98 + 0.49p V.A.T.

PZ.6 35V, stabilised
 R.R.P. £7.98 + 0.79p V.A.T.



To SINCLAIR RADIONICS LTD, ST. IVES, HUNTINGDON PE17 4HJ

Please send post paid _____

for which I enclose Cash/Cheque for £ _____ including V.A.T.

Name _____

Address _____

The largest selection

EX COMPUTER BOARDS

Packed with transistors, diodes, capacitors and resistors - COMPONENT VALUE £1.50, 3 for ONLY 55p + p & p 20p
SPECIAL: As above PLUS Power Transistors ONLY 55p each - p & p 15p
STABILISED POWER MODULES
 Complete with circuit diagrams, etc. 99p each - p & p 15p
PAKOLINE BOARDS 7 1/2 x 9" approx. 4 for 30p + p & p 20p.

FIBRE-GLASS PRINTED CIRCUIT BOARDS

16 1/2 x 4" approx. 2 for 55p

DECON-DALO 33pc Marker

Ethyl resistant printed circuit marker pen 90p each

VEROBOARDS

Packs containing approx. 500pc, inc. various sizes, all 6-1 metric 55p

REPANCO CHOKES & COILS

RP Chokes
 CH1, 2.5mH 25p CH2, 5.0mH 25p
 CH3, 7.5mH 25p CH4, 10mH 25p
 CH5, 15mH 25p

COILS

DRX1 Crystal set 56p DRR2 Dual range 45p

COIL FORMERS & CORES

NORMAN 1" Cores & Formers 7p
 1" Cores & Formers 8p

SWITCHES

DPDT Toggle 25p SPST Toggle 18p

FUSES

1F and 200mA, 100mA, 200mA, 250mA, 300mA, 1A, 1.5A, 2A
 QUICK-BLOW 4p ea. ANTI-SURGE 5p ea.

EARPHONES

Crystal 2.5mm plus 33p
 Crystal 3.5mm plus 33p
 8 ohms 2.5mm plus 25p
 8 ohms 3.5mm plus 25p

DYNAMIC MICROPHONES

BM22A, 200 ohms plus on/off switch and 2.5mm and 3.5mm plus £2.60

3-WAY STEREO HEADPHONE JUNCTION BOX

H3112 £1.97

2-WAY CROSSOVER NETWORK

K4007, 80 ohms load, insertion loss 8dB £1.21

TRANSISTOR EQUIVALENT BOOK 8th EDITION

256 pages of cross references and equivalents for European, American and Japanese transistors. Approximately 9,000 types with more than 56,000 substitutes have been included. The tables were compiled with the utmost care from manufacturers own specifications. The most comprehensive Equivalents Book on the market today.
ONLY £1.85

INSTRUMENT CASES



(Black Vinyl covered)

No.	Length	Width	Height	Price
BV1	8"	4"	2"	90p
BV2	11"	6"	3"	£1.00
ALUMINIUM BOXES				
BA1	5 1/2"	4"	1 1/2"	40p
BA2	4"	4"	1 1/2"	41p
BA3	4"	4"	1 1/2"	41p
BA4	5 1/2"	4"	1 1/2"	47p
BA5	4"	4"	2"	41p
BA6	4"	4"	1"	84p
BA7	7"	5"	2 1/2"	66p
BA8	8"	6"	3"	84p
BA9	8"	4"	2"	54p

PLEASE NOTE: ALL OUR PRICES INCLUDE V.A.T. MODEL AMTRON KITS

Model No.	Description	Price
UK65	Simple transistor tester	£1.68
UK145	Amplifier 1-8V	£4.37
UK220	Signal Injector	£2.12
UK230	AM/FM Antenna Amplifier	£3.88
UK275	Mike Pre-amplifier	£3.3
UK300	1-channel Radio Control Transmitter	£7.85
UK310	Radio Control Receiver	£7.85
UK325	"GX2" Channel splitting unit 1,000 & 2,000 Hz	£9.44
UK330	"GX2" Channel splitting unit 1,000 & 2,000 Hz	£9.44
UK600	Superheterodyne Radio Control Receiver	£14.93
UK525	VHF Tuner 120 to 190 MHz	£12.74
UK555	Radio Control Field Strength Meter	£8.98
UK705	Whispering Wiper timer	£14.08
UK710	4-Channel AF mixer	£12.74
UK780	Electronic Fall for Metal Detector	£5.67
UK835	Guitar pre-amplifier	£17.41
UK875	Capacitive Discharge Electronic Ignition for Internal Combustion Engines	£17.41

VISIT OUR COMPONENT SHOP
 18 BALDOCK ST., WARE, HERTS. (A10)

Open Mon.-Thurs. 9.15-6 p.m. Sat. 9.15-3.30. Late Night Shopping until 7 P.m. Tel. 61893

BIB HI-FI ACCESSORIES

De Luxe Groov-Kleen
 Model 42 £1.84
 Chrome Finish Model 60 £1.50



- Ref. 36A. Record/Slylus Cleaning Kit 85p
- Ref. 43. Record Care Kit £2.35
- Ref. 31. Cassette Head Cleaner 54p
- Ref. 32. Tape editing Kit £1.54
- Model 9. Wire Stripper/Cutter 83p

- Ref. P. Hi-Fi Cleaner 31p
- Ref. 32A. Stylus Balance £1.38
- Ref. J. Tape Head Cleaning Kit 51p
- Ref. 34. Cassette Case £1.27
- Ref. 35. Hi-Fi Stereo Hints & Tips 32p

ANTEX SOLDERING IRONS

- X25, 25 watt £1.93
- CCN 240, 16 watt £2.18
- Model 11, 18 watt £2.15
- SR2. Soldering Kit £2.86
- STANDER: ST1 £1.21, ST2 77p
- HOLDER: 198WU Multicore 70s 82p
- 228W11 70s 82p, 198WU 22R 28p
- 228WU Tube 22p

ANTEX BITS AND ELEMENTS

- Bits No.
- 102 For model CCN240 3/4" 36p
- 101 For model CCN240 1/2" 36p
- 1100 For model CCN240 3/4" 36p
- 1101 For model CCN240 1/2" 36p
- 1102 For model CCN240 1" 36p
- 1020 For model 11240 3/4" 36p
- 1021 For model 11240 1" 36p
- 1022 For model 11240 3/4" 36p
- 50 For model X25 3/4" 38p
- 51 For model X25 1" 38p
- 52 For model X25 3/4" 38p
- ELEMENTS
- ECCN 240 £1.16
- ECCN 240 £1.16
- EX 25 £1.16

ANTEX HEAT SINKS 10p

V. A. T. included in all prices. Please add 10p P. & P. (U.K. only). Overseas orders please add extra for postage.

NEW COMPONENT PAK BARGAINS

Pack No. Qty.	Description	Price
C1 250	Resistors mixed values approx. count by weight	0.55
C2 200	Capacitors mixed values approx. count by weight	0.55
C3 50	Precision Resistors mixed values 1-2%	0.55
C4 75	1/4W Resistors mixed preferred values	0.55
C5 5	Pieces assorted Ferrite Rods	0.55
C6 2	Tuning Gangs, MW/LW VHF	0.55
C7 7	Pack Wire 30 metres Assorted colours	0.55
C8 10	Reed Switches	0.55
C9 3	Micro switches	0.55
C10 15	Assorted Pots & Pre-Sets	0.55
C11 3	Jack Sockets 3 x 3.5m 2 x Standard Switch Type	0.55
C12 40	Paper Condensers preferred types mixed values	0.55
C13 20	Electrolytic Trans. types	0.55
C14 1	Pack assorted Hardware - Nuts/Bolts, Washers etc.	0.55
C15 4	Mains Slide Switches, 2 Amp	0.55
C16 20	Assorted Tag Strips & Panels	0.55
C17 10	Assorted Control Knobs	0.55
C18 4	Bussay Wave Change Switches	0.55
C19 3	Relays 6-24V Operating	0.55
C20 4	Sheets Copper Laminate approx. 10" x 7"	0.55

PLUGS AND SOCKETS

- SOCKETS
- PS 15 DIN 2 Pin (Speaker) 0.06
- PS 30 DIN 3 Pin 0.10
- PS 37 DIN 3 Pin 190° 0.10
- PS 38 DIN 3 Pin 210° 0.10
- PS 39 Jack 2.5mm Switched 0.09
- PS 40 Jack 3.5mm Switched 0.10
- PS 41 Jack 1" Switched 0.17
- PS 42 Jack Stereo Switched 0.28
- PS 43 Phone Single 0.06
- PS 44 Phone Double 0.10
- PS 45 Car Aerial 0.09
- PS 46 Co-Axial Surface 0.09
- PS 47 Co-Axial Flush 0.14

INLINE SOCKETS

- PS 21 D.I.N. 2 Pin (Speaker) 0.13
- PS 22 D.I.N. 3 Pin 0.17
- PS 23 D.I.N. 3 Pin 180° 0.17
- PS 24 D.I.N. 3 Pin 240° 0.17
- PS 25 Jack 2.5mm Plastic 0.10
- PS 26 Jack 3.5mm Plastic 0.12
- PS 27 Jack 1" Plastic 0.24
- PS 28 Jack 1" Screened 0.28
- PS 29 Jack Stereo Plastic 0.22
- PS 30 Jack Stereo Screened 0.32
- PS 31 Phone Screened 0.14
- PS 32 Car Aerial 0.15
- PS 33 Co-Axial 0.17

PLUGS

- PS 1 D.I.N. 2 Pin (Speaker) 0.11
- PS 2 D.I.N. 3 Pin 0.18
- PS 3 D.I.N. 4 Pin 0.15
- PS 4 D.I.N. 5 Pin 180° 0.14
- PS 5 D.I.N. 5 Pin 210° 0.15
- PS 6 D.I.N. 6 Pin 0.18
- PS 7 D.I.N. 7 Pin 0.15
- PS 8 Jack 2.5mm Screened 0.09
- PS 9 Jack 3.5mm Plastic 0.10
- PS 10 Jack 3.5mm Screened 0.12
- PS 11 Jack 1" Plastic 0.13
- PS 12 Jack 1" Screened 0.18
- PS 13 Jack Stereo Screened 0.29
- PS 14 Phone 0.06
- PS 15 Car Aerial 0.15
- PS 16 Co-Axial 0.10

CABLES

- CP 1 Single Lapped Screen 0.06
- CP 2 Twin Common Screen 0.08
- CP 3 Stereo Screened 0.08
- CP 4 Four Core Common Screen 0.23
- CP 5 Four Core Individually Screened 0.30
- CP 6 Microphone Fully Braided Cable 0.10
- CP 7 Three Core Mains Cable 0.07
- CP 8 Twin Oval Mains Cable 0.04
- CP 9 Speaker Cable 0.06
- CP 10 Low Loss Co-Axial 0.10

CARBON POTENTIOMETERS

- Low and Lin
- 1K, 2M
- 47K, 10K, 22K, 47K, 100K, 220K, 470K, 1M, 2M
- VC 1 Single Low Switch 0.14
- VC 2 Single D.P. Switch 0.28
- VC 3 Taperless Low Switch 0.44
- VC 4 1K Lin Low Switch 0.14
- VC 5 100K low anti-Log 0.14

HORIZONTAL CARBON PRESETS

- 8-1 watt 0.06 each
- 10W, 220, 470, 1K, 2.2K, 4.7K, 10K, 22K, 47K, 100K, 220K, 470K, 1M, 2M, 4.7M

SELENIUM BRIDGE RECTIFIERS

18V, 2A. Ideal for those building battery chargers. 15p each, 10 for 55p

REPANCO TRANSFORMERS

- 210V. Primary. Secondary voltages available from selected tapings. 4V, 5V, 8V, 10V, 14V, 18V, 18V, 18V, 21V, 25V, 31V, 33V, 40V, 50V, and 25V-0-25V.

Type	Amps	Price	P & P
RT50/1	1	£1.93	30p
RT50/1	1	£2.42	35p
MT50/2	2	£3.30	40p

WORLD SCOOP!

JUMBO SEMICONDUCTOR PAK

Transistors-Germ and Silicon
 Rectifiers-Diodes-Triacs-Thyristors
 I.C's and Zenners ALL NEW AND CODED.
APPROX 100 PIECES!

Offering the amateur a fantastic bargain Pak and an enormous saving—identification and data sheet in every Pak
ONLY £2 p & p 20p

EX-COMPUTER BOARDS—BY THE BOXFULL!!

20 Boards packed with Semiconductors and other Electronic Components. Each board approx. size 8" x 7". All known type no. and easily recognisable.
FANTASTIC VALUE AT £2.20 per BOX p & p 52p

SPECIAL PURCHASE by BI-PAK

2N3055. Silicon Power Transistors NPN
 Famous manufacturers out-of-spec devices free from open and short defects—every one able 115 watts TO-18 Metal Case.
OUR SPECIAL PRICE 8 for £1.

LOW COST CAPACITORS

- 01 uF 400V 3p each 3p each
- 100 uF 50V Elect. 10p each

RECORD STORAGE/CARRY-CASES

- 7" EP, 18" x 7" x 8". (50 records) £2.10
- 12" EP, 12 1/2" x 7 1/2" x 12 1/2". (50 records) £2.95

CASSETTE CASES

- Holds 12, 10" x 3 1/2" x 5". Lock & Handle £1.30

8-TRACK CARTRIDGE CASES

- Holds 14, 1 1/2" x 5" x 8". Lock & Handle. £1.95
- Holds 24, 1 1/2" x 8" x 8 1/2". Lock & Handle. £2.70

COLOURS: Red, Black and Tan—Please state preference.

ALL PRICES INCLUDE VAT

CARTRIDGES

- ACOS GP91-18C 200mV at 1 2cm/sec £1.16
- ACOS GP93-1, 200mV at 1cm/sec £1.65
- ACOS GP96-1, 100mV at 1cm/sec £2.65
- TTC J-2005, Crystal III Output 95p
- TTC J-20 100 Crystal III Output Compatible £1.10
- TTC J-200 CB Stereo/III Output £1.60
- TTC J-2105 Ceramic Med. Output £1.64

CARBON FILM RESISTORS

- The E12 Range of Carbon Film Resistors. 1 watt available in PAKS of 20 pieces, assorted into the following groups—
- H1 50 Mixed 100 ohms-20k ohms 40p
- H2 50 Mixed 1K ohms-2K ohms 40p
- H3 50 Mixed 10K ohms-20K ohms 40p
- H4 50 Mixed 100 ohms-1Meg. ohms 40p

THESE ARE UNBEATABLE PRICES—LESS THAN 1p EACH INCL. V.A.T.

BI-PAK SUPERIOR QUALITY LOW-NOISE CASSETTES

- CB0, 32p CB9, 41p CB20, 52p

SEE OUR COMPLETE RANGE IN

PRACTICAL ELECTRONICS, PRACTICAL WIRELESS, RADIO CONSTRUCTOR, EVERYDAY ELECTRONICS, ELECTRONICS TODAY INTERNATIONAL OR SEND 5p. FOR THE FULL LIST OF ALL BI-PAK PRODUCTS


BOOK BARGAIN BUNDLE

- * Books comprising:
- 1 Radio & Electronic colour code & data chart
- 1 Radio valve guide PLUS
- 3 Other constructional books
- Receivers, EM Tuners, etc.
- A1201 1 General construction book
- VALUE £3. OUR PRICE £2 p & p 10p.**
- BP1 Handbook of Transistor Equivalents & Substitutes
- BP2 Handbook of Radio, T.V., Industrial Tube & V.C. Equip.
- BP3 Handbook of Tested Transistor Circuits
- BP4 International Handbook of the World's Short Wave Radio Stations and F.M.T. Listings
- BP5 Handbook of Simple Transistor Circuits
- BP7 Handbook and Electronics colour codes and Data Charts
- BP8 Sound and Loudspeaker Manual
- BP9 35 Practical Tested Circuits for the Home constructor
- BP10 Modern Crystal and Transistor Set Circuits
- BP11 Practical Transistor Noise Circuits
- BP13 Electronic Novelties for Motorists
- BP14 Second book of Transistor Equivalents
- BP15 Constructors Manual of Electronic Circuits for Home
- 120 Universal Gram Motor Speed Indicator
- 138 How to make PM and Transformer Bases 1/2/3
- 141 Radio Servicing for Amateurs
- 146 High Fidelity Loudspeaker enclosures
- 156 Transistor Circuits Manual No. 1
- 160 Coil design and Construction Manual
- 161 Radio, T.V. and Electronic Data book
- 174 Transistor subminiature Receivers
- 175 Transistor Test Equipment Servicing Manual
- 176 Manual of Transistor Amplifiers
- 178 A comprehensive Radio Valve Guide—Book 3
- 183 How to receive foreign TV programmes on your set simple modifications
- 196 AP-11P Rearranging-Projects chart for Constructors
- 200 Handbook of Practical Electronic Musical Novelties
- 201 Practical Transistorized Utilities for Hi-Fi Enthusiasts
- 202 Handbook of Integrated Circuits Equivalents
- RCC Resistor Colour Code Calculator

-the lowest prices!

74 Series T.T.L. I.C.'S

HI-PAK STILL LOWEST IN PRICE FULL SPECIFICATION
GUARANTEED. ALL FAMOUS MANUFACTURERS



SN7400	0-18	0-17	0-16	SN7431	0-18	0-17	0-16	SN74145	1-65	1-55	100-9	1-45
SN7401	0-18	0-17	0-16	SN7433	0-18	0-17	0-16	SN74150	2-90	2-80	2-70	2-70
SN7402	0-18	0-17	0-16	SN7434	0-18	0-17	0-16	SN74151	1-10	1-10	1-05	1-00
SN7403	0-18	0-17	0-16	SN7436	0-18	0-17	0-16	SN74153	2-30	2-20	2-10	2-10
SN7404	0-18	0-17	0-16	SN7437	0-32	0-29	0-27	SN74154	1-89	1-80	1-75	1-75
SN7405	0-18	0-17	0-16	SN7438	0-32	0-29	0-27	SN74155	1-50	1-45	1-35	1-35
SN7406	0-29	0-34	0-31	SN7439	0-41	0-39	0-35	SN74156	1-30	1-25	1-15	1-15
SN7407	0-39	0-34	0-31	SN7440	0-41	0-39	0-35	SN74157	2-00	1-90	1-80	1-80
SN7408	0-20	0-19	0-18	SN7442	0-50	0-48	0-46	SN74160	2-10	2-10	2-00	2-00
SN7409	0-20	0-19	0-18	SN7446	0-44	0-43	0-42	SN74161	2-10	2-10	2-00	2-00
SN7410	0-19	0-17	0-16	SN7448	0-32	0-29	0-27	SN74162	14-40	14-15	13-85	13-85
SN7411	0-28	0-27	0-26	SN7449	1-10	1-05	1-00	SN74163	2-40	2-30	2-20	2-20
SN7412	0-39	0-34	0-31	SN7452	0-96	0-95	0-94	SN74164	2-20	2-20	2-10	2-10
SN7413	0-32	0-31	0-30	SN7453	1-20	1-15	1-10	SN74165	2-20	2-10	2-00	2-00
SN7416	0-48	0-44	0-42	SN7457	1-10	1-05	1-00	SN74166	2-20	2-10	2-00	2-00
SN7417	0-48	0-44	0-42	SN7458	2-50	2-40	2-30	SN74174	2-50	2-40	2-30	2-30
SN7420	0-18	0-17	0-16	SN7460	0-34	0-34	0-33	SN74175	1-75	1-65	1-55	1-55
SN7422	0-55	0-53	0-50	SN7490	1-00	1-00	1-00	SN74176	1-85	1-75	1-65	1-65
SN7423	0-55	0-53	0-50	SN7490	0-74	0-71	0-68	SN74177	1-85	1-75	1-65	1-65
SN7429	0-50	0-48	0-44	SN7491	2-10	2-10	2-00	SN74180	1-30	1-30	1-20	1-20
SN7427	0-50	0-48	0-44	SN7492	0-74	0-71	0-68	SN74181	2-50	2-40	2-30	2-30
SN7428	0-55	0-53	0-50	SN7493	0-74	0-71	0-68	SN74182	2-20	2-10	2-00	2-00
SN7430	0-18	0-17	0-16	SN7495	0-85	0-82	0-75	SN74189	2-15	2-10	2-00	2-00
SN7432	0-50	0-48	0-44	SN7496	0-98	0-93	0-88	SN74191	2-15	2-10	2-00	2-00
SN7433	0-75	0-73	0-70	SN74100	2-50	2-45	2-40	SN74192	2-15	2-10	2-00	2-00
SN7437	0-70	0-68	0-65	SN74101	2-10	2-05	2-00	SN74193	2-15	2-10	2-00	2-00
SN7438	0-70	0-68	0-65	SN74102	2-10	2-05	2-00	SN74194	2-20	2-10	2-00	2-00
SN7440	0-18	0-17	0-16	SN74105	2-10	2-05	2-00	SN74195	2-20	2-10	2-00	2-00
SN7441	0-74	0-71	0-64	SN74107	0-44	0-42	0-40	SN74196	2-15	2-10	2-00	2-00
SN7442	0-64	0-71	0-64	SN74110	0-60	0-55	0-50	SN74197	1-95	1-90	1-85	1-85
SN7443	1-10	1-15	1-10	SN74111	2-10	2-05	2-00	SN74198	2-50	2-40	2-30	2-30
SN7444	1-10	1-15	1-10	SN74112	2-10	2-05	2-00	SN74199	2-50	2-40	2-30	2-30
SN7445	1-10	1-15	1-10	SN74113	2-10	2-05	2-00	SN74200	2-50	2-40	2-30	2-30
SN7446	1-10	1-15	1-10	SN74114	2-10	2-05	2-00	SN74201	2-50	2-40	2-30	2-30
SN7447	1-10	1-15	1-10	SN74115	2-10	2-05	2-00	SN74202	2-50	2-40	2-30	2-30
SN7448	1-10	1-15	1-10	SN74116	2-10	2-05	2-00	SN74203	2-50	2-40	2-30	2-30
SN7449	0-18	0-17	0-16	SN74117	2-10	2-05	2-00	SN74204	2-50	2-40	2-30	2-30

NOW WE GIVE YOU 50w PEAK (25w R.M.S.) PLUS THERMAL PROTECTION! The NEW AL60 Hi-Fi Audio Amplifier FOR ONLY £3.95

- Max Heat Sink temp. 80°C.
- Frequency Response 20Hz to 100KHz.
- 0-1% Distortion
- Distortion better than 1% at 100Hz
- Supply voltage 10-35 volts
- Thermal Feedback
- Latest Design Improvements
- Load-3, 4, 8 or 16 ohms
- Signal to noise ratio 50dB
- Overall size 63mm x 105mm x 13mm



Especially designed to a strict specification. Only the finest components have been used and the latest solid state circuitry incorporated in this powerful little amplifier which should satisfy the most critical A.F. enthusiast.

FULLY BUILT-TESTED and GUARANTEED



STABILISED POWER MODULE SPM80

£3.25

AP80 is especially designed to power 2 of the AL50 Amplifiers, up to 15 watt (r.m.s.) per channel simultaneously. This module embodies the latest components and circuit techniques incorporating complete short circuit protection. With the addition of the Mains Transformer MT90, the unit will provide outputs of up to 1.5 amps at 25 volts. Size: 65 mm x 105 mm x 20 mm. These units enable you to build Audio Systems of the highest quality at a hitherto unobtainable price. Also ideal for many other applications including: Disco Systems, Public Address, Intercom Units, etc. Handbook available, 10p.

TRANSFORMER BMT80 £2-15 p. & p. 25p

INTEGRATED CIRCUIT PAKS

Manufacturers "Fall Outs" which include Functional and Part-Functional Units. These are classed as "out-of-spec" from the maker's very rigid specifications, but are ideal for learning about I.C.'s and experimental work.

Pak No.	Contents	Price	Pak No.	Contents	Price	Pak No.	Contents	Price	
UIC06	12 x 7400	0-55	UIC06	8 x 7440	0-55	UIC06	8 x 7490	0-55	
UIC01	12 x 7401	0-55	UIC08	8 x 7448	0-55	UIC09	8 x 7491	0-55	
UIC02	12 x 7402	0-55	UIC09	12 x 7490	0-55	UIC09	8 x 7492	0-55	
UIC03	12 x 7403	0-55	UIC10	12 x 7491	0-55	UIC09	8 x 7493	0-55	
UIC04	12 x 7404	0-55	UIC03	12 x 7453	0-55	UIC09	8 x 7494	0-55	
UIC05	12 x 7405	0-55	UIC04	18 x 7454	0-55	UIC09	8 x 7495	0-55	
UIC06	8 x 7406	0-55	UIC05	12 x 7460	0-55	UIC10	8 x 74100	0-55	
UIC07	8 x 7407	0-55	UIC06	8 x 7470	0-55	UIC11	8 x 74121	0-55	
UIC10	12 x 7410	0-55	UIC07	8 x 7472	0-55	UIC11	8 x 74122	0-55	
UIC09	12 x 7420	0-55	UIC08	8 x 7473	0-55	UIC12	8 x 74141	0-55	
UIC10	12 x 7430	0-55	UIC07	8 x 7474	0-55	UIC12	8 x 74151	0-55	
UIC11	12 x 7440	0-55	UIC08	8 x 7475	0-55	UIC13	8 x 74181	0-55	
UIC12	8 x 7442	0-55	UIC09	8 x 7480	0-55	UIC13	8 x 74182	0-55	
UIC13	8 x 7443	0-55	UIC10	8 x 7481	0-55	UIC13	8 x 74183	0-55	
UIC14	8 x 7444	0-55	UIC11	8 x 7482	0-55	UIC13	8 x 74184	0-55	
UIC15	8 x 7445	0-55	UIC12	8 x 7483	0-55	UIC13	8 x 74185	0-55	
			UIC13	8 x 7486	0-55				

Packs cannot be split, but 25 assorted pieces (four mix) is available as PAK UIC X1.

LINEAR I.C.'S - FULL SPEC.

Type No.	Case	1	25	100+	
72702	DIL	14	0-50	0-48	0-45
72709	DIL	14	0-35	0-33	0-30
72710	DIL	14	0-45	0-43	0-40
72711	DIL	14	0-40	0-38	0-35
72714C	TO-5	8	0-45	0-43	0-40
72714P	DIL	8	0-38	0-36	0-34
72748P	DIL	8	0-38	0-36	0-34
BL701C	TO-5	8	0-50	0-45	0-40
BL701E	TO-5	8	0-50	0-45	0-40
BL702C	TO-5	8	0-50	0-45	0-40
TAA28E	TO-7	4	0-60	0-70	0-80
TAA28E	TO-7	4	0-60	0-65	0-60
TAA30A	TO-5	10	1-85	1-80	1-70
MA702C	TO-5	8	0-25	0-23	0-24
MA702C	TO-5	8	0-25	0-23	0-24
MA711	TO-5	10	0-35	0-33	0-30
ZN414	TO-18	4	2-10	2-00	1-90

3 TERMINAL POSITIVE VOLTAGE REGULATORS

TO5 Plastic Encapsulation O/P 1.5 Amps.

LA7805	5V (Eqv. to MVR5V)	1-76
LA7812	12V (Eqv. to MVR12V)	1-76

TEAK VENEERED CABINETS for:

STEREO 20
TC 20. £3.95 p&p 30p
MK 50 KIT
TC 100. £6.50 p&p 30p

E.M.I. LEK 350 Loudspeaker System Enclosure kit in teak veneer, including speakers. Rec. retail price £45.50 per pr. OUR SPECIAL PRICE £35.50 per pair P. & P. £1. ONLY WHILE STOCKS LAST!

FRONT PANEL, 4 knobs, Headphone Socket, on/off switch and neon for PA120/3K50, FPX100 £2.95.

TRANSFORMERS

T401 (Use with AL10) £1.85 P. & P. 15p.
 T338 (Use with AL20) £1.93 P. & P. 15p.
 BMT80 (Use with AL30 & AL50) £2-15 P. & P. 25p

POWER SUPPLIES

PS12 (Use with AL10 & AL20) 89p
 SPM80 (Use with AL20 & AL30 & AL50) £3.25

DTL 930 SERIES LOGIC I.C.'S


Type No.	Case	1	25	100+
BP930	0-15	0-14	0-13	
BP932	0-16	0-15	0-14	
BP933	0-16	0-15	0-14	
BP935	0-16	0-15	0-14	
BP936	0-16	0-15	0-14	
BP944	0-16	0-15	0-14	
BP946	0-30	0-28	0-25	
BP948	0-16	0-14	0-13	
BP948	0-30	0-28	0-25	
BP951	0-70	0-65	0-60	
BP952	0-14	0-13	0-12	
BP900	0-48	0-43	0-40	
BP904	0-45	0-43	0-40	
BP907	0-45	0-43	0-40	
BP909	0-45	0-43	0-40	

BI-PAK CATALOGUE & LISTS

Send S.A.E. and 10p

The STEREO 20

The 'Stereo 20' amplifier is mounted, ready wired and tested on a one-piece chassis measuring 20 cm. x 14 cm. x 5.5 cm. This compact unit comes complete with on/off switch volume control, balance, bass and treble controls, Transformer, Power supply and Power amps. Attractively printed front panel and matching control knobs. The 'Stereo 20' has been designed to fit into most turntable plinths without interfering with the mechanism or, alternatively, into a separate cabinet. Output power 20w peak, Input 1 (Cera) 200mV into 1M. Freq. res. 25Hz-20KHz. Input 2 (Aux.) 4mV into 30K. Harmonic distortion, Bass control $\pm 120dB$ at 60Hz typically 0.25%, at 1 watt. Treble con. $\pm 14dB$ at 1KHz.



£14-45

PA 12. PRE-AMPLIFIER SPECIFICATION

The PA 12 pre-amplifier has been designed to match into most hi-fi stereo systems. It is compatible with the AL 10, AL 20 and AL 30 audio power amplifiers and it can be supplied from their associated power supplies. There are two stereo inputs, one has been designed for use with ceramic cartridge while the auxiliary input will suit most magnetic cartridges. Full details are given in the specification table. The four controls are, from left to right: Volume and on/off switch, balance, bass and treble. Size 152mm x 84mm x 35mm

Frequency response—20Hz-30KHz ($\pm 3dB$)
 Bass control— $\pm 15dB$ at 60Hz
 Treble control— $\pm 14dB$ at 14KHz
 Input 1, Impedance—1 M Ω , 100mV
 Sensitivity 300mV
 Input 2, Impedance—30 K Ω , 4mV
 Sensitivity 4mV

PRICE £4.35

FRONT PANELS FP12 with knobs £1-20

STEREO PRE-AMPLIFIER TYPE PA100

Built to a specification and NOT a price, and yet still the greatest value on the market, the PA100 stereo pre-amplifier has been conceived from the latest circuit techniques. Designed for use with the AL50 power amplifier system, this quality made unit incorporates no less than eight silicon planar transistors, two of these are specially selected low noise NPN devices for use in the input stages. Three switched stereo inputs, and rumble and scratch filters are features of the PA100, which also has a STEREO/MONO switch, volume, balance and continuously variable bass and treble controls.

SPECIFICATION:
 Frequency response 20Hz-20KHz $\pm 1dB$
 Harmonic distortion better than 0-1%
 Inputs: 1. Tape head 1-25mV into 50K Ω
 2. Radio, Tuner 25mV into 50K Ω
 3. Magnetic P.U. 1-5mV into 50K Ω
 All input voltages are for an output of 250mV.
 Tape and P.U. inputs equalised to RIAA curve within $\pm 1dB$ from 20Hz to 20KHz.


Bass control $\pm 15dB$ at 20Hz
 Treble control $\pm 15dB$ at 20KHz
 Filters: Rumble (high pass) 100 Hz
 Scratch (low pass) 8KHz
 Signal/noise ratio better than +65dB
 Input overload +26dB
 Supply +35 volts at 20mA
 Dimensions 292 x 82 x 35 mm

SPECIAL COMPLETE KIT COMPRISING 2 AL50's, 1 SPM80, 1 BMT80 & 1 PA100 ONLY £25.30 FREE p.&p



only £13-15

AL10/AL20/AL30 AUDIO AMPLIFIER MODULES



The AL10, AL20 and AL30 units are similar in their appearance and in their general specification. However, careful selection of the plastic power device has resulted in a range of output powers from 7 to 10 watts R.M.S. The versatility of their design makes them ideal for use in record players, tape recorders, stereo amplifiers and cassette and cartridge tape players in the car and at home.

Parameter	Conditions	Performance
HARMONIC DISTORTION	Po=3 WATTS f=1KHz	0-20%
LOAD IMPEDANCE	—	8-16 Ω
INPUT IMPEDANCE	f=1KHz	100 k Ω
FREQUENCY RESPONSE		

TRANSISTORS				Type	Price	Type	Price	DIODES		THYRISTORS AND TRIACS IN ISOLATED PLASTIC ENCAPSULATION				
Type	Price	Type	Price	Type	Price	Type	Price	Type	Price					
AC107	0-35	BC159	0-15	BF185	0-26	OC170	0-25	AA119	0-09					
AC117	0-24	BC167	0-15	BF194	0-15	OC171	0-30	AA129	0-20					
AC126	0-25	BC168	0-13	BF195	0-15	R2008B	2-05	AAZ13	0-30					
AC127	0-25	BC169	0-13	BF196	0-15	R2108B	2-10	BA100	0-15					
AC154	0-20	BC170	0-15	BF197	0-17	T1543	0-30	BA102	0-25					
AC178	0-25	BC171	0-15	BF198	0-20	2N706	0-12	BA1104	0-30					
AC187	0-25	BC172	0-14	BF200	0-35	2N706A	0-15	BA115	0-12					
AC193K	0-30	BC173	0-14	BF222	1-08	2N916	0-20	BA145	0-17					
AC194K	0-32	BC178	0-20	BF240	0-20	2N918	0-42	BA148	0-17					
AD140	0-50	BC179	0-20	BF241	0-20	2N1305	0-21	BA154	0-13					
AD142	0-52	BC186	0-25	BF256	0-45	2N2646	0-53	BA155	0-16					
AD149	0-50	BC187	0-25	BF257	0-49	2N2904	0-22	BA156	0-15					
AD161	0-38	BC261	0-28	BF258	0-66	2N2904A	0-26	BA157	0-25					
AD162	0-38	BC262	0-26	BF259	0-93	2N2905	0-23	BAX13	0-06					
AF114	0-25	BC263	0-25	BF263	0-70	2N2926G	0-13	BB105B	0-45					
AF115	0-25	BC300	0-58	BF337	0-35	2N2926Y	0-12	BR100	0-50					
AF116	0-25	BC303	0-60	BFT43	0-55	2N3053	0-29	BY100	0-15					
AF117	0-20	BC308	0-62	BFX29	0-30	2N3054	0-55	BY126	0-16					
AF118	0-50	BC309	0-62	BFX30	0-35	2N3055	0-60	BY127	0-17					
AF139	0-35	BC360	0-95	BFX84	0-25	2N3706	0-10	BY133	0-23					
AF147	0-35	BD115	0-45	BFX85	0-26	2N3904	0-16	BY140	1-40					
AF178	0-55	BD123	0-95	BFX88	0-24	2N3905	0-18	BY164	0-55					
AF180	0-50	BD124	0-95	BFY50	0-25	2N3906	0-15	BY176	1-00					
AF239	0-40	BD131	0-45	BFY51	0-23	2N4036	0-52	OA47	0-07					
AL100	1-10	BD132	0-50	BFY52	0-23	2N4289	0-20	OA81	0-10					
AL103	1-10	BD135	0-40	BFY90	0-70	2N4291	0-18	OA90	0-08					
BC107	0-12	BD136	0-46	BFX25	1-65	2N4292	0-20	OA91	0-07					
BC108	0-12	BD137	0-48	BFX29	1-60	2N5294	0-35	IN914	0-07					
BC109	0-13	BD138	0-50	BFX32	1-75	2N5294	0-35	IN916	0-10					
BC113	0-13	BD139	0-55	BFX39	0-40	2N5296	0-37	IN4001	0-05					
BC114	0-20	BD140	0-62	B5Y54	0-50			IN4002	0-06					
BC115	0-20	BD234	0-75	BT106	0-99			IN4003	0-07					
BC116	0-20	BDY20	0-99	BU105/02	1-95			IN4004	0-08					
BC117	0-20	BF115	0-20	BU108	3-25			IN4005	0-09					
BC125	0-22	BF121	0-25	BU126	1-93			IN4148	0-05					
BC126	0-20	BF123	0-28	BU204	1-98									
BC132	0-15	BF125	0-25	BU205	1-98									
BC134	0-20	BF127	0-30	BU207	3-00									
BC135	0-15	BF158	0-25	BU208	3-15									
BC136	0-20	BF159	0-27	MJE340	0-68									
BC137	0-20	BF160	0-22	MJE370	0-65									
BC138	0-20	BF161	0-45	MJE520	0-85									
BC142	0-30	BF163	0-45	MJE2955	1-20									
BC143	0-35	BF167	0-25	MJE3055	0-74									
BC147	0-13	BF173	0-25	MPF102	0-40									
BC148	0-12	BF177	0-30	OC28	0-65									
BC149	0-14	BF178	0-33	OC29	0-70									
BC152	0-15	BF179	0-33	OC36	0-55									
BC154	0-20	BF180	0-35	OC44	0-15									
BC157	0-18	BF181	0-33	OC45	0-15									
BC158	0-13	BF183	0-44	OC70	0-15									
		BF184	0-26	OC71	0-15									
				OC72	0-15									
				OC75	0-25									
				OC81	0-25									
				OC81D	0-30									

ZENER DIODES			(1 WATT)	
(400mW)	12p each	3.0V-33V	10p each	3.3V-100V
		STANDARD VALUES		STANDARD VALUES

MINIATURE BRIDGE RECTIFIERS				
V	2A	4A	6A	
50V	0-36	0-45	0-52	
100V	0-42	0-49	0-58	
200V	0-44	0-54	0-64	
400V	0-50	0-60	0-75	

WW-102 FOR FURTHER DETAILS

Thermistors

F. J. Hyde, DSc, MSc, BSc


"Provides a very comprehensive account of the properties and applications of both negative and positive temperature coefficient types of thermistors. An extremely useful reference work on this essential circuit component — thoroughly recommended as essential reading for all control engineers."

Instrument and Control Engineering.

0 592 02807 0 208 pages illustrated 1971 £3.20

Available from leading booksellers or:

The Butterworth Group
 88 Kingsway London WC2B 6AB
 Showrooms and Trade Counter 4-5 Bell Yard London WC2



RED & GREEN-LED APPLIED LOGIC LEVEL INDICATOR

Model 320 LOGIC PROBE

- * Wrong polarity and overload protectors provided
- * Detection of the peak value of input waveform
- * Open circuit or faulty IC can be detected
- * All logic levels are visible at a glance
- * Powered from circuit under test
- * Built-in storage circuit
- * Up to 12 MHz

For use in detecting TTL, DTL flip flop and other pulse circuits

£10.20
 Each including pp + vat

Discounts for quantity

JH ASSOCIATES LIMITED
 Bishop's Stortford, Herts. Tel. 0279 56347. Telex 81675 JaylampsStart

WW-103 FOR FURTHER DETAILS

BEDFORD ELECTRONICS

7, PRIDRY STREET, BEDFORD
 TELEPHONE 0234 51961

17" TELEVISION MONITORS

All sold state
 Brand new tested £70 each
 Part assembled but complete £35 each
 Carriage £2 per unit

BENCH SUPPLIES

A.E.I. R2240 2.5-30V @ 2A Regulated, adjustable, voltage & current meters £7 cables only.

MODULAR POWER SUPPLIES

COUNTANT	2 x 6-15V 1 Amp	£10
ATB100		
ASA/200	+OPVU 1-7.5V 2 Amp	£15
ASA/500	+OPVU 1-7.5V 5 Amp	£18
KSS015	11-18V 3 Amp	£12
KS4050	30V 5 Amp	£15
LAMBDA		
LMCCSV	5V ± 5% 9 Amp	£35
LMB10V	10V ± 5% 2.5 Amp	£20
LM20V	20V ± 5% 8.9 Amp	£40
LM220V	50-50V 60 Amp	£22
KINGSHILL		
S152	1-15V 2 Amp	£16

All above power supplies tested to full manufacturer's specifications. Carriage £1 extra per unit.

MARCONI

Gen. Scalp Generator Type TF2909
 Perfect condition clw manual £30
 Double pulse generator type 1400 with secondary pulse generator type 6600
 Very good condition clw manual £130

NAGARD

Double pulse generator type 5002.
 Fully calibrated clw manual £105

COSSOR

L.C.R. bridge type 1448. Calibrated 1% clw manual £28

TELEQUIPMENT

Rock mounting double beam Oscilloscope. Type D31R perfect condition £55

BRIDGES Texas price

each	10p	10 off
1B08T20	1A 200V	25p
1B100M60	10A 600V	£2.50
		£2

CCTV CAMERA

A.E.I. Camera Heads comprising scan coils, focus coil and alignment magnet assembly, optical focus mechanism, video amplifier, 'C' lens mount, all mounted in small hammer finish case. 1 inch Vidicon and lens NOT supplied.

PRICE £6 EACH P. & P. 50p

P.T.F.E.

7/0075 equipment wire to EL1930 Type A £2 per 100 yards. Please check colour and reel size availability before ordering.

Colvern TEN TURN POTS. 500R. 5% Lin. 0-1%. £1-25 each. P. & P. 15p.

MULTICORE CABLE. miniature 25 cores of PVC 7/0075 screened overall and PVC sheathed. £2-50 for 10 yds. P. & P. 50p.

RECTIFIER. Texas 1S103 750 mA 400 P.I.V. 10 for 45p.

4MM SOCKETS. Round, yellow only. 10 for 30p.

5CR. Texas, plastic IC45 600 mA 80 Vdr 20p each.

CARPENTERS polarised relay SPCO 2 x 1000R, complete with base and retainers new. 45p each. P. & P. 15p.

POT CORES LA3. 40p each.

BALL RACES Type RCL #F. Flanged 1/8 in. bore 5/16 in. dia. Sealed packs. 25p each.

DELIVERY

Almost all small orders are now dispatched by return of post.

V.A.T.

PLEASE ADD 10% V.A.T. TO ALL PRICES.

TELEPRINTER EQUIPMENT LIMITED

Sales . . . Rentals . . . New . . . Refurbished . . . Installation . . .
Maintenance . . . Overhauls . . . Spare Parts . . . Prompt Deliveries

CREED EQUIPMENT

TELEPRINTERS Models 7B, 54, 75, 444
PERFORATORS 7PN, 85/86, PR75, 25
TAPE READERS 6S4, 6S5, 6S6, 6S6M, 92, 35, 71, 72, 74
HIGH-SPEED TAPE WINDERS 80-0-80V POWER SUPPLY UNITS, etc.

TELETYPE CORP. EQUIPMENT

TELEPRINTERS 15, 19, 20, 28, 32, 33, 35
all configurations
PERFORATORS 14, 19, 28 LPR, RECEIVE & MONITOR GROUP CABINETS
TAPE TRANSMITTERS 14, 20, 28 LBXD & LXD TRANSMIT GROUPS, etc.

SIEMENS EQUIPMENT

TELEPRINTERS T100 and T-68 in various configurations
PERFORATORS T-LOCH 12, T-LOCH 15, A, B, D & F, etc.

OTHER EQUIPMENT

KLEINSCHMIDT, OLIVETTI, LORENZ, COCQUELET, BRITISH, AMERICAN,
CONTINENTAL, ARABIC and other layouts, 5-8 track.

SPECIAL EQUIPMENT

SOLID STATE MOTOR CONTROLS, MODEM INTERFACE UNITS, TARRIFF J
INTERFACE UNITS, TEST EQUIPMENT, COMPUTER INTERFACE UNITS, DEC.
PDP8 and others. SILENCE COVERS AND CABINETS, TELEPRINTER TABLES,
SIGNALLING RECTIFIERS AND CONVERTORS, TAPE HOLDERS.

WW-104 FOR FURTHER DETAILS

COMMUNICATION ACCESSORIES & EQUIPMENT LIMITED

G.P.O. TYPE COMPONENTS FOR PROMPT DELIVERY

JACK PLUGS—201, 310, 316, 309, 404, 420, 609, 610, 1603 — 3201
JACK STRIPS—310, 320, 510, 520, 810
JACK SOCKETS—300, 500, 800, B3 and B6 mountings, 19, 84A and 95A
PATCH PANELS & RACKS—made to specifications
LAMPS, SWITCHBOARD NO. 2, BALLAST PO 11, LAMP STRIPS, 10-way PO 19, 20-way PO 17, Lamp Caps,
Holder No. 12
CORDS (PATCHING & SWITCHBOARD)—made to specifications
TERMINAL BLOCKS (DISTRIBUTION)—20-way up to 250-way
LOW PASS FILTERS—type 4B and PANELS, TELEGRAPH 71 (15 x 4B)
POLARISED TELEGRAPH RELAYS AND UNISELECTORS—various types and manufactures both P.O. and
miniature
LINE TRANSFORMERS/RETARDATION COILS—type 48A, 48H, 49H, 149H, 3/16, 3/216, 3/48A, 3/43A, 48J, etc.
FUSE & PROTECTOR MOUNTINGS—8064 A/B 4028, H15B, H40 and individual 1/2
COILS—39A, 40A, 40E, etc.
P.O.-TYPE KEYS—1000 and PLUNGER TYPES 228, 279, etc.
EQUIPMENT RACKS AND CONSOLES—made to specifications
RELAY ADJUSTING TOOLS, TOOL BAGS FOR MECHANICS, TENSION GAUGES, ARMATURE ADJUSTERS,
SPRING BENDERS ETC. VARIOUS SWITCHBOARD EQUIPMENT.

WW-105 FOR FURTHER DETAILS

MORSE EQUIPMENT LIMITED

The GNT Range of Automatic Morse Equipment is now manufactured in the U.K. and comprises complete equipment for Morse Training Schools and for Automatic Morse Transmission. Models available include:

KEYBOARD PERFORATORS for offline tape preparation
AUTOMATIC TAPE TRANSMITTERS with speeds up to 250 w.p.m.
MORSEINKERS specially designed for training, producing dots and dashes on tape
HEAVY DUTY MORSE KEYS
UNDULATORS for automatic record and W/T signals up to 300 w.p.m.
CODE CONVERTERS converting from 5-unit tape to Morse and vice versa
MORSE REPERFORATORS operating up to 200 w.p.m.
TONE GENERATORS and all Students' requirements
CREED, MORSE EQUIPMENT, PERFORATORS, REPERFORATORS, TRANSMITTERS, PRINTERS, MARCONI UG6 UNDULATORS, BUZZERS, ALDIS LAMPS, etc.

WW-106 FOR FURTHER DETAILS

77 AKEMAN STREET, TRING, HERTS., U.K.

Telephone: Tring 4011, STD: 0442-82 Telex 82362, Answerback: Batelcom Tring

STANDS CHARGED



Life in the cells

SONNENSCHNEIN dryfit — the lead-acid accumulators in which the electrolyte is retained in a jelly. They are absolutely maintenance-free, leak-proof and independent of operating position.

Available in many sizes, from 2V to 12V, with ratings from 0.9Ah to 36Ah.


Dryfit PC batteries — for cyclical operation. Operating life of 3-4 years or approx 1,000 partial discharge cycles.

Also available, **Dryfit ST batteries** for float or stand-by operation, giving 4-5 years life under these conditions.

Send for your brief today

F.W.O. Bauch Limited

49, Theobald Street,
Boreham Wood, Herts. WD6 4RZ
Tel: 01-953 0091 Telex: 27502



Stand No 223 IEA

WW-107 FOR FURTHER DETAILS

DDL4803

Trannies

4 Bush House
Bush Fair, Harlow
Essex

- ★ PRICES INCLUSIVE OF V.A.T.
- ★ Retail Shop open 9 to 5.30 Mon to Sat.
- ★ Post & Package 10p.
- ★ 1974 Catalogue 20p.
- ★ Tel. Harlow 37739.

74 Series TTL
(National Semiconductors and I.T.T.)



Linear Integrated Circuits

LOW PRICES, HIGH QUALITY

No's	1+	25+	No's	1+	25+
7400	20p	18p	74123	£3.35	£3.28
7401	20p	18p	74141	£1.10	99p
7402	20p	18p	74145	£1.85	£1.48
7403	20p	18p	74153	£3.30	£2.75
7404	21p	19p	74151	£1.21	£1.15
7405	21p	19p	74154	£1.32	£1.15
7406	54p	49p	74154	£2.20	£1.87
7407	54p	49p	74155	£1.85	£1.21
7408	29p	24p	74156	£1.85	£1.21
7409	29p	24p	74157	£1.54	£1.43
7410	20p	18p	74160	£2.18	£2.05
7411	23p	21p	74161	£2.18	£2.05
7412	40p	35p	74162	£4.84	£4.54
7413	31p	29p	74163	£4.14	£4.54
7416	49p	47p	74164	£2.73	£2.63
7417	57p	53p	74165	£2.73	£2.63
7420	20p	18p	74166	£4.28	£3.94
7422	60p	56p	74174	£2.78	£2.66
7423	60p	56p	74175	£1.84	£1.81
7425	60p	53p	74176	£1.99	£1.87
7426	35p	31p	74177	£2.75	£2.64
7427	55p	51p	74180	£2.75	£2.64
7428	85p	79p	74181	£6.48	£6.05
7430	20p	18p	74182	£2.18	£2.02
7432	42p	39p	74184	£2.69	£2.42
7433	97p	91p	74190	£3.08	£2.69
7437	77p	74p	74191	£2.30	£2.24
7438	77p	74p	74192	£2.53	£2.24
7440	20p	18p	74193	£2.52	£2.30
7441	81p	78p	74194	£3.27	£3.15
7442	80p	78p	74195	£2.42	£2.30
7443	£1.44	£1.32	74196	£2.18	£2.06
7444	£1.57	£1.52	74198	£6.65	£6.05
7445	£2.31	£2.18	74199	£6.65	£6.05
7448	£2.31	£2.18	74200	£26.40	£21.12



Electrolytic Capacitors

4 VOLT	15 VOLT	40 VOLT
47uF 8p	15uF 6p	47uF 6p
100uF 6p	33uF 6p	100uF 9p
220uF 6p	150uF 6p	68uF 10p
330uF 6p	150uF 8p	220uF 10p
1000uF 15p	220uF 8p	470uF 10p
4700uF 29p	680uF 17p	680uF 25p
	1000uF 17p	1000uF 25p
	1500uF 25p	2200uF 44p
	2000uF 43p	

10 VOLT	25 VOLT	63 VOLT
22uF 8p	10uF 6p	1uF 8p
47uF 6p	47uF 8p	2.2uF 8p
100uF 6p	150uF 8p	4.7uF 8p
220uF 8p	220uF 10p	8.8uF 8p
330uF 10p	470uF 13p	10uF 8p
470uF 10p	680uF 20p	22uF 8p
1000uF 11p	1000uF 22p	68uF 10p
1500uF 20p	2200uF 39p	100uF 11p
2200uF 24p	33uF 8p	150uF 13p
		220uF 19p
		330uF 22p
		470uF 25p
		1000uF 44p

Resistors

- 1 watt 5% carbon... 1p
- 1 watt 5% carbon... 1p
- 1 watt 10% carbon 21p
- Range 10 ohms to 4.7 megohms.
- 1 watt m/c 2%... 4p
- Range 10 ohms to 1 megohms

Vereoboard

- 0-15 0-1
- mat- mat-
- 1inX 1inX
- 21 x 31... 17p 22p
- 21 x 5... 22p 24p
- 31 x 31... 22p 24p
- 21 x 5... 79p 28p
- 21 x 17... 80p 79p
- 31 x 17... 81p £1.05
- Pin insertion
- Tool... 82p
- Spot face
- Cutter... 52p 52p
- Pack of 36
- pins... 42p 42p
- 20p

VOLUME CONTROLS

- Potentiometers
- Carbon track 500Ω to 2.2MΩ. Log or Linear.
- Single 13p. Dual gang (stereo) 44p. Single type with D.P. switch 13p extra.

Transistor/ Diodes/ Thyristors

DIODES
AC126 15p
AC127 15p
AC128 15p
AC181K 26p
AC187 18p
AC188K 28p
AC188 16p
AD140 49p
AD149 49p
AD161 42p
AD162 22p
AF114 16p
AF115 16p
AF116 16p
AF117 16p
BC107 12p
BC108 12p
BC109 13p
BC147 12p
BC148 12p
BC149 13p
BF194 16p
BF195 16p
BFY50 19p
BFY51 20p
BFY52 20p
OC25 40p
OC28 55p
OC31 10p
OC36 54p
OC71 15p
2N3053 26p
2N3054 55p
2N3055 48p
2N3819 28p
40636 66p

THY- RISTORS
1N4001 5p
1N4002 5p
1N4003 6p
1N4148 4p
OA90 6p
OA91 8p

Mullard Polyester Capacitors

- C280 SERIES**
250V P.C. mounting: 0.01uF, 0.015, 0.022 33p, 0.033, 0.047, 0.068 4p, 0.1 44p, 0.15, 0.22 51p, 0.33 7p, 0.47 9p, 0.68 12p, 1uF 14p, 1.5uF 22p, 2.2uF 27p.
- C298 SERIES**
400V: 0.001uF, 0.0015, 0.0022, 0.0033, 0.0047 3p, 0.0068, 0.01, 0.015, 0.022, 0.033 33p, 0.047, 0.068, 0.1 44p, 0.15 81p, 0.22 81p, 0.33 12p, 0.47 14p.
160V: 0.01uF, 0.015, 0.022, 0.033, 0.047, 0.068 33p, 0.1 4p, 0.15 4p, 0.1 41p, 0.15, 0.22 51p, 0.33 7p, 0.47 9p, 0.68 12p, 1uF 14p, 1.5uF 22p, 2.2uF 24p.

£1 BARGAIN PACKS

- £1 10 Silicon NPN Power transistors (2N3055) tested/unmarked.
- £1 30 Plastic FET's unmarked/untested, similar to 2N3819.
- £1 20 TOS transistors NPN or PNP, state which, 2 to 5 amp untested/unmarked.
- £1 20 TO18 transistors PNP like BC178, BC179 etc. untested/unmarked.
- £1 30 Plastic 2N3055 unmarked/untested TO220 case.
- £1 10 General Purpose, fully tested FET's.
- £1 500 Carbon resistors 1/2, 1, 1.2 watt.
- £1 100 Electrolytic condensers.
- £1 250 Ceramic Polyethylene, Silver Mica etc. Condensers.
- £1 Polyester, Polycarbonate, Paper, etc. condensers.
- £1 25 Potentiometers assorted.
- £1 250 High Stab 1%, 2%, 5% resistors.
- £1 116 Assorted nuts, bolts, washers, spacers, etc.
- £1 25 Assorted Switches, rotary, lever, micro, toggle, etc.
- £1 50 Preset Potentiometers.



- We have been appointed stockist of Amtron high quality construction kits.
- UK65 Transistor Tester... £1.88
 - UK92 Telephone Amplifier... £7.91
 - UK110 Stereo Amp... £11.07
 - UK220 Signal Injector... £2.57
 - UK230 AM/FM Antenna Amplifier... £3.23
 - UK300 Four channel Radio Control Transmitter... £8.55
 - UK310 Radio control Receiver... £3.28
 - UK325 "GCX2" channel splitting unit 1000 and 2000 Hz... £7.88
 - UK330 "GCX2" channel splitting unit 1500 and 2500 Hz... £7.86
 - UK345 Superheterodyne radio control receiver... £8.55
 - UK418 Resistor Box... £8.69
 - UK425 Capacitor Box... £8.39
 - UK875 Capacitive discharge electronic Ignition for internal combustion engine... £14.51
- ★ Many other kits available. Send for their free Amtron catalogue.

★ any 5 packs £4.50 ★
P/P 15p for each Pack.

BI-PRE-PAK

SUPPLIERS OF SEMI-CONDUCTORS TO THE WORLD



Telephone Corner

COMPLETE TELEPHONES
NORMAL HOUSEHOLD TYPE AS
SUPPLIED TO THE POST OFFICE EX G.P.O.

Only **£1-05p**
P & P 45p EACH

TELEPHONE DIALS

Standard Post Office type. Guaranteed in working order.

Only **27 1/2p** P & P 16 1/2p EACH

Ex GPO Push-button Intercom Telephones

Exactly as internal telephone systems still in everyday use where automatic internal exchanges have not yet taken over. Available in 5, 10 or 15 ways. Complete with circuits and instructions. Necessary 24 pair cable 22p per yard. Price of each instrument is independent of the number of ways.

£2.75

P & P 38 1/2p per instrument

Cable can be sent by Parcel Post. Post and Packing per 50 yds: 73 1/2p

EXTENSION TELEPHONES

7 1/2p each p.p. 27 1/2p. £1.37 1/2 for 2 p.p. 55p. These phones are extensions and do not contain bells.


Electronic Transistor Ignition £6-60

Complete kit incl. VAT, P & P 11p.

Ready built and tested unit £9-90 incl. VAT

Now in kit form, we offer this "up-to-the-minute" electronic ignition system. Simple to make, full instructions supplied, with these outstanding features: transistor and conventional switchability, burglar-proof lock-up and automatic alarm, negative and positive compatibility.

Plastic Power Transistors



NOW IN TWO RANGES

These are 40W and 90W Silicon Plastic Power Transistors of the very latest design, available in NPN or PNP at the most shatteringly low prices of all time. We have been selling these successfully in quantity to all parts of the world and we are proud to offer them under our Tested and Guaranteed terms.

RANGE 1 VCE. Min. 15 1-12 13-25 26-50

HFE. Min. 15

40 Watt 22p 20p 18p

90 Watt 26 1/2p 24 1/2p 22p

RANGE 2VCE. Min. 40

RANGE 2VCE. Min. 40

HFE. Min. 40

40 Watt 33p 31p 29p

90 Watt 38 1/2p 36 1/2p 33p

Complementary pairs matched for gain at 3 amps, 11p extra per pair. Please state NPN or PNP on order.

LM380 AUDIO I.C.

as featured in *Practical Wireless*, December issue, complete with application data £1.10.

INTEGRATED CIRCUITS

We stock a large range of i.c.s at very competitive prices (from 11p each). These are all listed in our FREE Catalogue, see coupon below.

METRICATION CHARTS now available

This fantastically detailed conversion calculator carries thousands of classified references between metric and British (and U.S.A.) measurements of length, area, volume, liquid measure, weights etc. Pocket Size 18p. Wall Chart 18p.

LOW COST DUAL IN LINE I.C. SOCKETS

14 pin type at 16 1/2p each } Now new low profile type.
16 pin type at 18p each }

BOOKS

We have a large selection of Reference and Technical Books in stock.

BUMPER BUNDLES

These parcels contain all types of surplus electronic components, printed panels, switches, potentiometers, transistors and diodes, etc.

2 LBS in weight for £1-10p

Post and Packing 27 1/2p.

Tested and Guaranteed Paks



B79	4	1N4007 Sil. Rec. diodes, 1,000 PIV lamp plastic	55p
B81	10	Reed Switches 1" long 1/8" dia. High speed P.O. type	55p
H35	100	Mixed Diodes, Germ. Gold bonded etc. Marked and Unmarked	55p
H38	30	Short lead Transistors. NPN Silicon Planar types	55p
H39	6	Integrated circuits, 4 Gates BMC 982, 2 Flip Flops BMC 945	55p
H41	2	Power Transistors Comp. Pair BD 131/132	55p
H63	4	2N3055 Type NPN Sil. power transistors. Below spec. devices	55p
H65	4	40361 Type NPN Sil. transistors TO-5 can comp. to H68	55p
H68	4	40382 Type PNP Sil. transistors TO-5 can comp. to H65	55p



Unmarked Untested Paks

B1	50	Germanium Transistors PNP, AF and RF.	55p
B66	150	Germanium Diodes Min. glass type	55p
B84	100	Silicon Diodes DO-7 glass Equiv. to OA200, OA202	55p
B86	100	Sil. Diodes sub. min. INB14 and IN916 types	55p
H16	15	Experimenters Pak of Integrated Circuits, Data supplied	55p
H46	40	NPN Silicon Trans. 2N3707-11 range, low noise amp.	55p
H34	15	Power Transistors, PNP, Germ. NPN Silicon TO-3 Can, P & P 5p extra.	55p
H67	10	3B19 N Channel FET's plastic case type	55p

Make a rev counter for your car

The 'TACHO BLOCK'. This encapsulated block will turn any 0-1mA meter into a linear and accurate rev. counter for any car with normal coil ignition system.

£1-10p each

New X-Hatch

Our new, vastly improved Mark Two Cross-Hatch Generator is now available.

Featuring plug-in ICs and a more sensitive sync, pick-up circuit. The case is virtually unbreakable—ideal for the engineer's toolbox—and only measures 3" X 5 1/2" X 3". We have already received a large order from a major TV Rental company.

Ready built unit only **£10-92** Complete kit **£8-72** (includes VAT and P & P, but no batteries)

Over 1,000,000 Transistors in stock



We hold a very large range of fully marked, tested and guaranteed Transistors, Diodes and Rectifiers at very competitive prices. Please send for Free Catalogue.

Our very popular 4p Transistors

FULLY TESTED & GUARANTEED

TYPE "A" PNP Silicon alloy, TO-5 can.

TYPE "B" PNP Silicon, plastic encapsulation.

TYPE "E" PNP Germanium AF or RF.


TYPE "F" NPN Silicon plastic encapsulation.

TYPE "G" NPN Silicon, similar ZTX300 range.

TYPE "H" PNP Silicon, similar ZTX500 range.

Various Types **8 RELAYS FOR £1-10p** Post & Packing 27 1/2p

High-speed magnetic counters



4 digit (non reset) 24v or 48v (state which) 4 X 1 X 1", 33p p.p. 5p.

Our famous P1 Pak is still leading in value

Full of Short Lead Semiconductors & Electronic Components, approx. 170. We guarantee at least 30 really high quality factory marked Transistors PNP & NPN and a host of Diodes & Rectifiers mounted on Printed Circuit Panels. Identification Chart supplied to give some information on the Transistors. 11p P & P on this Pak.

Please ask for Pak P.1. only **55p**

Please send me the FREE Bi-Pre-Pak Catalogue

ALL PRICES INCLUDE 10% VAT

NAME

ADDRESS

MINIMUM ORDER 50p CASH WITH ORDER PLEASE. Add 11p post and packing per order. OVERSEAS ADD EXTRA FOR POSTAGE.

Buy these goods with Access.

HART ELECTRONICS

AUDIO KITS

F.M. TUNER

This latest addition to our range will be in production late March '74. It is designed to offer the best possible performance allied to the ease of operation given by push button varicap tuning. We have taken great care to look after the constructors' point of view and there are no coils to wind, no RF circuits to wire and no alignment is required. In fact the whole unit can be easily completed and working in an evening as there are only 3 transistors, one IC and two ready built and aligned modules comprising the active components. We have abandoned the concept of having a tuner as large as the amplifier and this new unit has a frontal size of only 1 1/2 in. x 4 in. It can be mounted on the side of our Bailey amplifier metalwork thus turning it into a tuner/amplifier whilst still increasing its width by 1 1/2 in. Cost of tuner chassis (no case) is £22 for mono, £25-45 for stereo. Metal case £25.50. An extended wooden case to fit tuner and amplifier will be offered shortly.

BAILEY/BURROWS/QUILTER PRE AMP.

The best engineered kit available of the combined best of three pre-amp designs. This is the kit with no wiring to the controls, switches or inputs. A complete and sophisticated 5 input signal processing stage for any power amplifier requiring up to 1 1/2v input for only £29.50. Front and only £18.44. Tone control only £11.41.

BAILEY 30 WATT POWER AMPS.

Our best selling power amplifier, you can't better its performance or the quality of the kit and at only £9.88 per channel, it's amazing value for money.

METALWORK, FRONT PLATES, WOODEN CASES

These are the things that convert your hobby into cost saving professional equipment. Remember if the finished job looks decent the wife won't worry about the money you spend. Complete metalwork for Stereo Bailey 30's, preamp and power supply £34.00. Metal cover £1.60. Wooden case £4.85. Front plate £1.37.

DIGITAL MULTIMETER

Our first venture into instruments and by the way it's selling it won't be long before we're offering others. It is of course unique as it measures DC and AC volts, resistance, capacitance, period, time and frequency. Not bad for £85's worth of parts.

STUART TAPE CIRCUITS

Our printed circuits and components offer the easy way to convert any suitable quality deck into a very high quality Stereo Tape unit. Input and output levels suit Bailey pre amp. Total cost varies but around £35 is all you need. We can offer tape heads as well if you want new ones.

All above kits have fibreglass PCB's. Prices exclude VAT but P&P is included. Further information is in our lists FREE if you send us a 9 in. x 4 in. S.A.E.

REPRINTS

Post free, no VAT.
BAILEY 30W. 10p.

STUART TAPE RECORDER


3 articles under one cover 30p.
PRE AMP circuit and assembly notes 15p.

SPRING BARGAIN SALE

Of brand new components at trade prices. Unit prices are shown, quantity prices by negotiation.

50. BYX33.300. Mullard	26p
200. -2N3708. Texas	8p
860. 2N4058. Texas	13p
330. 2N3704. Texas	12p
780. 2N3702. Texas	12p
290. 2N3710. Texas	10p
19. CA30900. RCA (stereo decoder)	£4.50
30. 2N897. Texas and Hughes	16p
50. 20C6. IR	10p
30. BC182L	11p
20. OC810. Mullard	10p
20. ACY 18. Mullard	24p
90. OAZ 235. Mullard	45p
30. 2N1613. Texas	16p
100. BC212L. Texas	13p
400. 2N377. Sylvania	15p
10. 2N696. Texas	15p
60. VS248. Varo (200piv ZA Bridge)	50p
30. 2N2906. Motorola	35p
25. M4880. Motorola	88p
30. 2N368. Senco	25p
Resistors	
25. CLR 1108/115. 1000Ω. WW Preset Colvern	30p
800. 1W WJW 2212. Plessey	06p
28. Trimol 1L. MEC	60p
Capacitors	
50. C437AR/A4000. 4000/2.5. Mullard	20p
400. C428AR/R80. 80/25. Mullard	22p
60. 25001F 70v. CCL	60p
25. C431 BR 11600. 1600/64. Mullard	77p
30. 2500u1 25v. Plessey	35p
40. C432 FR/H2000. 2000/164. Mullard	£1.80
Miscellaneous	
90. 50DN 0400 A100 Heatshink. Marston	60p
100. 10DN 0400 C1 SX Heatshink. Black and Veatch	48p
1. CRT DP9-11. Mullard	£15.00
1. CRT 3AZP 31. El-el	£15.00
1. CRT 10M4A	£3.00
1. CRT 10F4A. RCA	£5.00
2. CRT SE1470. EMI	£12.00
2. Monitor. BD551. Marconi	£3.00
20. T 502. Eagle 2 in. Verrier Dial	£1-12
300. 79/840. 3way Phono soc. Carr	95p
350. 79/844. 5way Phono soc. Carr	06p
100. SW 1887. 3 X 3PCO. Push button SW.	15p
200. 4P 3W. Rotary switch	10p
200. 6P 5W. Rotary switch	30p
1. PE Gemini FM Turner. AMC	£12.00
2. FM Turner Front end. Guest	£4.00
1. Dexam loudspeaker. Dacca	£12.00

Penylan Mill, Oswestry, Salop
Personal callers are always welcome, but please note we are closed all day Saturday



MARCONI TF 867 SIGNAL GENERATOR
Range: 15KHz to 30MHz. Output 0.4µV to 4V at 13 or 75 ohms impedance with termination (supplied). Built in crystal check facility with handbook. £138

TF.114H/S SIGNAL GENERATOR. Frequency range: 10 KHz-72 MHz. Stability: 0.002%. High discrimination, plus crystal calibrator. Good r.f. waveform at all frequencies. Protected thermocouple level monitor. Full spec. on request. £220.

TF.2343 QUANTIZATION DISTORTION TESTER. Checks a.f. to a.f. distortion of p.c.m. systems. Utilises system power supply. Output level: Variable in 1 dB steps, from -50 to +2 dBm. Accuracy: ±2 dB at ±2 dBm. ±0.5 dB incremental. Quantization distortion: 0 to -40 dB in 0.5 dB steps. Meter indication: True r.m.s. Input impedance: 8000 ±10% balanced. £245.

T.F.995A/1 F.M./A.M. SIGNAL GENERATOR. Freq. range: 2 MHz to 216 MHz. Built-in crystal calibrator. Output range: 100 mV to 0.1µV. F.M. or A.M. also simultaneous f.m. and a.m. £235.

T.F.801D/1/5 A.M. SIGNAL GENERATOR. Freq. range: 10 MHz to 485 MHz. Built-in crystal calibrator. Internal and external sine a.m. External pulse modulation. Calibration Accuracy: Using crystal calibrator, within ±0.2% over entire frequency range R.F. output level 0.1µV to 1V source e.m.f. £249.

OA.1094A/3 H.F. SPECTRUM ANALYSER with L.F. extension unit type TM6448. Freq. range: 100 Hz to 30 MHz. Measures relative amplitudes up to 60 dB. Spectrum width 0-30 KHz. Sweep duration: 0.1, 0.3, 1, 3, 10, 30 sec. and manual. Full spec. on request. £895.

T.F.801B/3/5 A.M. SIGNAL GENERATOR. Freq. range: 12 MHz to 485 MHz in five bands. Built-in crystal calibrator. Full spec. on request. £220.

TF.937 F.M./A.M. SIGNAL GENERATOR. Freq. range: 3 MHz to 30 MHz. The carrier freq. can be standardized against a built-in dual freq. crystal calibrator, which is complete with miniature loudspeaker as an aural beat detector. £87.

OA.1094A/S H.F. SPECTRUM ANALYSER. Freq. range: 3 MHz to 30 MHz in nine steps. spectrum width 0 to 30 KHz. Sweep distortion: 0.1, 0.3, 1, 3, 10, 30 secs. and manual. Full spec. on request. £448.

T.1111 F.O.B.A.N.D. TRANSISTORIZED SUPPLY. Mains input 110V or 230V, output 0-50V at 5 Amperes cont. variable, overload cut-out. £49.

JOHN CRICHTON
Electronic Equipment
55B Kingston Road, Raynes Park,
London, S.W.20

RACAL UNIVERSAL COUNTER/TIMER SA850 (CT488)

8 digit in-line read-out. Facilities include: direct frequency measurement up to 100 MHz; pulse, period, ratio, time interval and totalising measurements. Input sensitivity variable from 300mV to 8V, three independent inputs, self-check etc. Full spec. on request. £145.



AVO MULTIMETER Model 7X (Pencilmatic). £19.80.

AVO MULTIMETER Model 8X (Pencilmatic). £32. Cases, probes and leads extra.

TF. 1066A F.M./A.M. SIGNAL GENERATOR. Freq. range: 10MHz to 470MHz. Carrier generated directly at output frequency. Frequency stability: 0.0025%. Stepped as well as continuously variable. Internal modulation at 1 and 5KHz. £325.

CT. 373 TEST SET. Oscillator: 17c/s-170kc/s ±1%. ±1c/s at ambient temp. 0°C-45°C. Distortion Meter: Freq. range: 200c/s to 20kc/s. distortion range: 10%. 30%. 100%. f.a.c. 0.5% readable. Signal input: approx. 500mV to 130V basic range, 250mV to 1300V extreme limits. Full spec. on request. £98.

AVO MODEL 3 VALVE TESTER. Enables comprehensive characteristics to be plotted or measures valves on a simple good/bad basis £85.

AVO CT 180 VALVE TESTER. As above but in portable valise form. £65. Viewing by appointment only.

Inland V.A.T. add 10%. Prices exclude P. & P. Carriage extra for overseas orders. Please phone 01-540 9534

TRAMPUS

MONEY BACK IF NOT SATISFIED
all brand new, full spec. Top grade.
Free fabulous NEW catalogue. Send S.A.E.

red data source **LED's 17p!** TL209 & clip 22p
BIG 1/4 panel clip & RED LED 28p. GREEN & clip 59p
INFRA RED LED £1. IC photo amp 44p & amp/switch 85p

Digital Display LED 1/3 0-9DP.DIL. £1-69
Minitron type 0-9DP.DIL £1-19. SOCKETS 13p.

IC DIGITAL CLOCK CHIPS.
Texas etc with 4 displays £12. 6 displays & chip £14. pcb £1-9
Mostek date & alarm chips with 6 displays £19.

Hit! All parts & case. National chip. 4 digit £20. 6x £23.

with data **integrated circuits**
741-8pin 29p, 1099 & 14pin 27p 748 33p 709 21p
710 35p 723 59p. 555 timer 79p ZN414 rx. £1-10
703 of if 28p mc1310 & led £2-76 mc1339 £1-20 TAD100 & if £2

1AMP+ REGULATOR 7805,5(& 7-20V), also 12 & 15V £1-49
AUDIO AMPS: mfc4000 50p; 1 & 2W £1-19; 3W £1-29; 6W...

gates 7400 etc 16P 7413 32P 7447 £1-25
7470 72 32P 7474/76 39P 7490 63P
7492 69P 74121 49P & all others in cat. **790 TTL** low prices.

NEW 16pin counter/driver 90/47 £2-25 DALO pcb. PEN 69p.
DIL. SOCKETS: Professional / gold P.Pins hi or lo Prof IIc 8,14,16 Pin 13p

2N3055 33p. four £1. BC107, BC108, BC109 all 7p ea
IN914 3p ZENERS BZY88 8p. 1A RECTS 30v 31p 400v 5p. BRIDGE 20p
FETS: 2N3819 19p. 2N3823E 20p 4410E 25p BC182/3/4 POP
BC212/3/4 11p BCY70 13p BD131/2 35p ea. BFY52/3 15p TIS43 25p
2N2925 0v 7p 2N3053 15p 2N3702/3/4/5/6/7/8/9/10/11 all 9p ea
2N3904/6 11p HEATSINKS 5T/705 18T/7018 5p. 703-4YL 29p TV3 14p

CAPACITORS 25V 100µF 5p. DISCS 4p. PRESETS 5p. CARBON-POTS 11P Switch 1P Dual 5.5P ULTRASONIC TRANSUCERS £2 ea
FLUORESCENT LIGHTS 8W, 13" 12VOLT £2-59

Trampus
ADD 10% VAT TO PRICES. P&P 10P CWO
electronics P.O. BOX 29, BRACKNELL, BERKS.



AUDIOTRONIC Model ATM1

Top value 1,000 opv pocket multi-meter. Ranges - 0/10/50/250/1,000 volt AC and DC. DC current 0.1mA/100mA. Resistance: 0/150k ohms. Decibels -10 to +22dB. Size 90 x 60 x 28mm. Complete with test leads.

OUR PRICE £2.95



P&P 15p

AUDIOTRONIC Model ATM5

Jewel movement, attractively moulded case with edgewise ohms adjustment. Ranges: 0.3/15/150/300/1200V AC. 2500 opv. 0.6/30/300/600V DC. 15000 opv. 0.300 uA/0.300mA DC. Resistance: $\times 10$ & $\times 100$, -10 to +16dB. Supplied with battery test leads and data booklet. Size: 121 x 73 x 29mm.

OUR PRICE £3.50



P&P 15p

MODEL C1092 MULTIMETER

Features 5,000 opv jewel movement and a good selection of range functions. Edgewise ohms adjustment. Ranges: 0-3/15/150/300/1,200V AC (2,500 opv). 0-6/30/300/600V DC (5,000 opv). DC current 0-300uA/300mA. Resistance: $\times 10$, $\times 100$, -10 to +16dB. Complete with battery, test leads and data booklet. Size: 120 x 73 x 28mm.

OUR PRICE £3.75



P&P 35p

MODEL U437 MULTIMETER

10,000 opv. A first class, instrument manufactured in USSR to the highest standards. Ranges: 2.5/10/50/250/500/1000V DC. 2.5/10/50/250/500/1000V AC. DC current 100uA/1/10/100mA/1A. Resistance 300 ohms/3/30/300k/3 Meg. ohms. Complete with batteries, test leads, instructions and a sturdy steel carrying case.

OUR PRICE £4.95



P&P 25p

MODEL TH12

20,000 opv. Overload protection. Slide switch selector. 0/0.25/2.5/10/50/150/1000V DC. 0/10/50/250/1000V AC. 0/50uA/25/250mA DC. 0/3k/30k/300k/3 Megohms. -20 to +60dB.

OUR PRICE £5.95



P&P 15p

HIKOKI Model 720X VOM

A versatile, accurate measuring instrument. 20,000 opv. 0/5/25/100/500/1000V DC. 0/10/50/250/1000V AC. 0-50uA/250mA. 0-20k/2 Megohms.

OUR PRICE £5.97




P&P 20p

MODEL PL436

20,000 opv DC. 8000 opv AC. Mirror scale. 6/3/12/30/120/600V DC. 3/30/120/600V DC. 0/500uA/60/600mA. 10/100k/1 Meg/10 Meg Ohm. -20 to +46 dB.

OUR PRICE £6.97



P&P 15p.

U4323 MULTIMETER

20,000 opv. Simple unit with audio/IF oscillator. Suitable for general receiver tuning. Ranges: 0.5/2.5/10/50/250/500/1000V DC. 2.5/10/15/250/500/1000V AC. 0.05/0.5/5/50/500mA DC. Resistance: 5/50/500 ohms/5/10/100k ohms/1Meg. Battery operated. Size: 160 x 97 x 40mm. Supplied in carrying case complete with test leads.

OUR PRICE £7.00



P&P 20p

MODEL HIKOKI 730X

30,000 opv. Overload protection. 6/30/300/600/1200V DC. 12/60/120/600/1200V AC. 60/uA/30mA/300mA. 2K/200K/2 Meg Ohm. -10 to 63 dB.

OUR PRICE £7.50



MODEL TE300

30,000 opv. Mirror scale. Overload protection. 0/0.5/3/15/60/300/1200V DC. 0/6/30/120/600/1200V AC. 0/30uA/6mA/60mA/300mA/600mA. 0/8k/80k/800k. 0 Meg ohms. -20 to +63dB.

OUR PRICE £7.50



P&P 15p

U4324 MULTIMETER

High sensitivity, overload protected. 20,000 opv. Ranges: 0.6/1.2/5/12/30/60/120/600/1200V DC. 3/6/15/60/150/300/600/900V AC. Current: 0.05/0.6/6/60/600mA/3A DC. 0.3/3/30/300mA/3A AC. Resistance: 25/500 ohms/0.5/5/50/500k ohms/5 Megohms. Decibels: -10 to +12dB. Size 167 x 98 x 63mm. Supplied complete with test leads, spare diode and instructions.

OUR PRICE £8.00



P&P 20p

TMK MODEL TW50K

46 ranges, mirror scale. 50kV DC. DC Volts: 0.125/0.25/1.25/2.5/5/10/25/50/125/250/500/1000. AC Volts: 1.5/7.5/10/25/50/125/250/500/1000. DC current: 1000. DC current: 25/50uA/2.5/5/25/50/250/500mA/5/10A. Resistance: 10k/100k/1 Meg/10 Meg ohms. -20 to +81.5dB.

OUR PRICE £8.50



P&P 17p

U435 MULTIMETER

20,000 opv. Overload protection. Ranges: 75mV/2.5/10/25/100/500/1000V DC. 2.5/10/50/100/250/500/1000V AC. Current: 50uA/15/25/100mA/0.5/2.5A DC. 0.5/5A AC. Resistance: 0.3/3/30/300k ohms. Size: 205 x 110 x 84mm. Supplied complete with leads, crocodile clips and steel carrying case.

OUR PRICE £8.75



P&P 20p

U91 Clamp VOLT AMMETER

For measuring AC voltage and current without breaking circuit. Ranges: 300/600V AC. Current: 10/25/100/250/500mA. Accuracy 4%. Size 293 x 94 x 36mm. Complete with carrying case, leads and fuses.

OUR PRICE £10.50



P&P 20p

U4312 MULTIMETER

extremely sturdy instrument for general electrical use. 667 opv. 0/0.3/1.5/7.5/30/60/150/300/600/900V DC & 75mV. 0/0.3/1.5/7.5/30/60/150/300/600/900V AC. 0/300uA/1.5/6/15/150/60/600mA/1/1.5/6A DC. 0/1.5/6/15/60/150/600mA/1.5/6A AC. 0/200/3k/30k ohms. DC accuracy 1%. AC 1.5%. Knife edge pointer, mirror scale. Complete with sturdy metal carrying case, leads and instructions.

OUR PRICE £9.75



P&P 25p

MODEL 500

30,000 opv with overload protection. DC -20 to +17dB. Output: 0/0.5/2.5/10/25/50/100/250/500/1000V DC. 0/2.5/10/25/100/250/500/1000V AC. 0/50uA/5/50/500mA. 12A DC. 0/60k/6 meg/60 megohms.

OUR PRICE £13.95



Carr. paid

HIKOKI 750X VOLT-OHM-MILLIAMMETER

43 ranges: 0-0.3/0.6/1.5/3/6/12/30/60/150/300/600/1,200V DC. 0-3/6/15/30/60/120/300/600/1,200V AC. Current: 0-30/60uA/1.5/3/15/30/150/300 mA/8/12A. Resistance: 0-3/30k/330Mohms. Decibels: -10 to +17dB. Output: 0-3/6/15/30/60/120/300/600/1,200V AC. Accuracy: $\pm 3\%$ DC, $\pm 4\%$ AC. Sensitivity: 50,000 opv DC, 5,000 opv AC. 4 inch meter. Built in protection. Size: 57 x 102 x 153mm.

OUR PRICE £11.95



P&P 40p

HIKOKI MODEL 700X

100,000 opv. Overload protection. Mirror scale. 0.3/0.6/1.2/1.5/3/6/12/30/60/120/300/600/1200V DC. 1.5/3/6/12/30/60/150/300/600/1200V AC. 15/30uA/3/6/30/60/150/500mA/5/12A DC. 2k/20k/2M/20M Ohms. -20 to +63dB.

OUR PRICE £14.95



P&P 20p

MODEL HT 1008A MULTIMETER

Overload protected, shock proof circuits. 9.5uA meter with mirror scale. Sensitivity 100kV. Polarity change switch. Ranges: 0.5/2.5/1.5/10/25/50/100V DC. 2.5/10/50/250/1,000V AC. DC resistance: 0-20/200k/2/20 Meg. ohms. DC current: 10/250uA/2.5/25/250 mA/10A. AC current: 0-10A. -20 to +62dB. Operates from 2 x 1.5V batteries. Size: 180 x 134 x 79mm.

OUR PRICE £15.00



P&P 40p

MODEL AS.1000 VOM

100,000 opv. Mirror scale. Built-in meter protection. 0/3/12/60/120/300/600/1200V DC. 0/6/30/120/300/600V AC. 0/10uA/6/60/300mA. 12 Amp. 0/2K/200K/2M, 200 Meg Ohm. -20 to -17 dB.

OUR PRICE £17.50



P&P 20p

KAMODEN HM720B FET VOM

Input impedance 10 Megohms. Ranges: 0/2.5/10/50/100/500/1000V DC. 0/2.5/10/50/250/1000V AC. 0/25uA/2.5/25/250 mA DC. 0/5/50k/500k/5M 500 Megohms

OUR PRICE £21.00



P&P 30p

KAMODEN 72.200 Multitester

High sensitivity instrument for general electrical use. 200,000 opv. Overload protected. Mirror scale. Ranges: 0-0.06/3/30/120/600/1200V DC. 0/3/12/60/300/1200V AC. 0/30uA/1.2mA/120mA/600mA/12A DC. 0/0.12A AC. -20 to +63dB. 0/2k/200k/2 Meg/200 Megohms.

OUR PRICE £22.50

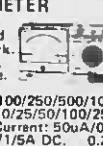


P&P 30p

U4317 MULTIMETER

High sensitivity instrument for field and laboratory work. Knife edge pointer. 86mm. mirror scale. Ranges: 100mV/0.5/2.5/10/25/50/100/250/500/1000V DC. 0.5/2.5/10/25/50/100/250/500/1000V AC. 0.5/5/10/50/250mA/1/5A DC. 0.25/0.5/1/5/10/50/250mA/1/5A AC. Resistance: 0.5/10/100/200 ohms/1/3/30/300k ohms. Decibels: -5 to +10dB. Battery operated. Size: 210 x 115 x 90mm. Supplied in carrying case complete with leads.

OUR PRICE £15.00



P&P 20p

TMK 100K LAB TESTER

100,000 opv. 5/4" scale. Buzzer short circuit check. Sensitivity 100,000 opv DC. 5kV AC. DC V volts: 0.5/2.5/10/50/250/1000V AC. 3/10/50/250/1000V DC. current 10/100uA/10/100/500mA/2.5/10A. Resistance: 1k/10k/100k/10 Meg/100 Meg ohms. Decibels: -10 to +48dB. Plastic case with carrying handle. Size: 190 x 172 x 99mm.

OUR PRICE £19.95



P&P 25p

MODEL U4311 Sub-standard Multi-range Volt-Ammeter

Sensitivity 330 Ohms/Volt AC and DC. Accuracy 0.5%. DC. 1% AC. Scale length: 165mm. 0/300/750uA/1.5/3/7.5/15/30/75/150/300/750mA/1.5/3/7.5/15/30/75/150/300/750V AC. 0/75/150/300/750mV/1.5/3/7.5/15/30/75/150/300/750V DC. 0/750mV/1.5/3/7.5/15/30/75/150/300/750V AC. Automatic cut out device. Supplied complete with test leads, manual and test certificates.

OUR PRICE £49.00

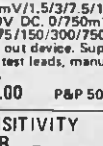


P&P 50p

TE40 HIGH SENSITIVITY AC VOLTMETER

10 Meg input. 10 ranges: 0.001/0.03/0.1/0.3/1/3/10/30/100/300V RMS. 5cps. 1.2MHz. 440 +5dB. Supplied complete with leads and instructions.

OUR PRICE £17.50



P&P 25p

TE65 VALVE VOLTMETER

28 ranges. DC volts 15-1500V. AC volts 15-1500V. Resistance up to 1000 Megohms. 200/240V AC operation. Complete with probe and instructions.

OUR PRICE £17.50



P&P 30p

LB3 TRANSISTOR TESTER

Tests I/O and B. PNP/NPN. Operates from 9V battery. Instructions supplied.

OUR PRICE £3.95



P&P 20p

MODEL AF.105 VOM

50,000 opv. Mirror scale. Meter protection. 0/3/3/12/50/120/300/600/1200V DC. 0/8/30/120/300/600/1200V DC. 0/30uA/6/60/300 mA/12 Amp. 0/10K/1m/10m/100 Meg Ohms. -20 to 17 dB.

OUR PRICE £12.50



P&P 20p.

LB4 TRANSISTOR TESTER

Tests PNP or NPN transistors. Audio indication. Operates on two 1.5V batteries. Complete with instructions etc.

OUR PRICE £4.50



P&P 20p

U4341 Multimeter & Transistor Tester

27 ranges. 16,700 opv. Overload protected. Ranges: 0.3/1.5/6/30/60/150/300/900V DC. 1.5/7.5/30/150/300/750V AC. Current: 0.008/0.6/6/60/600mA DC. 0.3/3/30/300mA AC. Resistance: 0.06/0.6/2/6/20/60/200k ohms/2 Mohms. Battery operated. Supplied complete with probes, leads and steel carrying case. Size: 115 x 215 x 90mm.

OUR PRICE £10.50



P&P 20p

KAMODEN HM6500 insulation resistance tester

Range 0-1,000 Megohms. 500V. Battery operated. Wide range clear meter 4" x 4". Complete with deluxe carrying case, batteries and instructions.

OUR PRICE £19.95



P&P 30p

S100TR MULTIMETER TRANSISTOR TESTER

100,000 opv. Mirror scale. Overload protection. 0/0.12/0.6/3/12/30/120/600V DC. 0/6/30/120/600V AC. Current: 0.008/0.6/6/60/600mA DC. 0/300mA/6/12A DC. 0/10k/1 Meg/100 Meg. -20 to +50dB. 0/10-0.2 MFD. Transistor tester measures Alpha, Beta and ICD. Complete with instructions, batteries and leads.

OUR PRICE £15.95



P&P 25p

CIS PULSE OSCILLOSCOPE

For display of pulsed and periodic waveforms in electronic circuits. VERT. AMP. Bandwidth: 10MHz. Sensitivity at 100kHz VRMS/mm: 0.1-25. HOR. AMP. Bandwidth: 5kHz. Sensitivity at 100kHz VRMS/mm: 0.3-25. Preset triggered sweep 1-3000usec. Free running 20-200 kHz in nine ranges. Calibrator pins: 220 x 360 x 430mm. 115-230V AC.

OUR PRICE £39.00



Carr. paid

RUSSIAN C116 Double Beam OSCILLOSCOPE

5 MHz pass band. Separate Y1 and Y2 amplifiers. Rectangular 5" x 4" CRT. Calibrated triggered sweep from 0.2usec. to 100 milli-sec/cm. Free running time base: 50Hz to 5MHz. Built-in time base. Calibrator and amplitude. Calibrator. Supplied complete with all accessories and instruction manual.

OUR PRICE £87.00



Carr. paid

MODEL TE15 GRID DIP METER



Also see previous page

SWR METER Model SWR3

Handy SWR meter for transmitter antenna alignment, with built-in field strength meter. Accuracy 5%, Impedance 52. Indicator 100A DC. Full scale 5 section collapsible antenna. Size 145 x 50 x 60mm.

OUR PRICE £4.25 P&P 25p

AT201 Decade ATTENUATOR

Frequency range 0-200kHz. Attenuator 0-111dB, 0.1dB steps. Impedance 600ohms. Input power maximum 30dBm. Size: 180 x 90 x 56mm.

OUR PRICE £12.50 P&P 37p

TRANSISTORISED L.C.R. A.C. BR/B MEASURING BRIDGE

A new portable bridge offering accuracy at low cost. Ranges: R 1 11.1 meg, 6 Ranges: L 1 H - 111 HENRY 6 Ranges: C 1.0pF - 1110nFd 6 Ranges: 2% - 100% TURNS RATIO 1 - 1/1000 - 1 1/100 6 RATIO 1% - 100% Bridge voltage at 1,000 cps. Operated from 9 volts, 100 A Meter indication. Attractive 2 tone metal case. Size 76 x 5 x 2in.

OUR PRICE £25.00 P&P 25p

TE16A TRANSISTORISED SIGNAL GENERATOR

5 ranges, 400kHz to 30 MHz. An inexpensive instrument for the handy-men. Operates on 9V battery. Wide easy to read scale, 800kHz modulation. Size: 149 x 149 x 92mm. Complete with instructions and leads.

OUR PRICE £8.97 P&P 25p

MODEL TE20 RF SIGNAL GENERATOR

Six bands, 120kHz - 250MHz. Dual output RF terminals. Separate variable audio output. Accuracy ± 2%. Audio output to 8V. Power requirements: 105-125V, 220-240V AC. Size: 193 x 265 x 150mm. Complete with test leads etc.

OUR PRICE £17.50 P&P 40p

TE-200 RF SIGNAL GENERATOR

Accurate wide range signal generator covering 120 kHz-500 MHz on 6 bands. Directly calibrated. Variable R.F. attenuator audio output. Xtal socket for calibration, 220/240V a.c. Brand new with instructions. Size 140mm x 215mm x 170mm.

OUR PRICE £17.50 P&P 30p

ARF 300 AF/R.F. SIGNAL GENERATOR

All transistorised compact fully portable. AF sine-wave 18Hz to 220 kHz. AF square wave 18Hz to 100kHz. Output Square/Sine wave 10V. P-P RF 100kHz to 200MHz. Output 1V maximum. 220/240V AC operation. Complete with instructions and leads.

OUR PRICE £29.95 P&P 50p

MODEL MG100 SINE SQUARE WAVE AUDIO GENERATOR

Range 19-220,000Hz Sine Wave. Output Sine or Square Wave 10V. P. to P. Size 180 x 90 x 90mm. Operation 220/240V. A.C.

OUR PRICE £19.95 P&P 37p

MCA220 Automatic Voltage Stabiliser

Input 88-125V AC or 176-250V AC. Output 120V AC or 240V AC. 200V/A rating. P&P 50p

OUR PRICE £11.97

PS100B Regulated POWER SUPPLY UNIT

Solid state. Output 6, 9 or 12V DC up to 3 Amp. Meter to monitor current. Input 220/240V AC. Size: 100 x 82 x 159mm.

OUR PRICE £11.97 P&P 25p

PS200 Regulated POWER SUPPLY UNIT

Solid state. Variable output 5-20V DC up to 2 Amp. Independent meters to monitor voltage and current. Output 220/240V AC. Size: 190 x 136 x 98mm.

OUR PRICE £19.95 P&P 25p

POWER RHEOSTATS

High quality ceramic construction. Windings embedded in vitreous enamel. Heavy duty brush wiper. Continuous rating. Wide range available ex-stock. Single hole fitting. "X" diameter shafts. Bulk quantities available.

25 WATT	10/25/50/100/250/500/1000/2500 Ohms	£1.15	P&P 10p
50 WATT	10/25/50/100/250/500/1000/2500/5000 Ohms.	£1.62	P&P 10p
100 WATT	1/5/10/25/50/100/250/500/1000/2500 Ohms	£2.34	P&P 15p

AUTO TRANSFORMERS

0/115/250V. Step up or step down. Fully shrouded.			
80 WATTS	£2.75	P&P 18p	
150 WATTS	£3.50	P&P 18p	
300 WATTS	£4.50	P&P 23p	
500 WATTS	£6.95	P&P 33p	
1000 WATTS	£9.50	P&P 38p	
1500 WATTS	£12.50	P&P 43p	
2250 WATTS	£20.95	P&P 50p	
5000 WATTS	£44.95	P&P £1	

CP110 CHASSIS PUNCH SET

Carefully machined top grade steel. Contains 1/2", 5/8", 3/4", 1" and 1 1/8" punches complete with gripper and accessories.

OUR PRICE £3.00 P&P 40p

YAMABISHI VARIABLE VOLTAGE TRANSFORMERS

Excellent quality at low cost. Input: 230V 50/60Hz. Output 0-260V

MODEL S260 BENCH MOUNTING	P&P
1A	£10.50 30p
2.6A	£12.00 35p
5A	£17.50 37p
8A	£30.25 50p
10A	£33.75 75p
12A	£29.50 75p
20A	£85.00 125p
25A	£95.00 130p
40A	£120.00 150p
MODEL S260B PANEL MOUNTING	P&P
1A	£10.00 30p
2.5A	£12.00 35p

240° Wide Angle 1mA METERS

MW 1-6 60x60mm	£6.50	P&P 15p
MW 1-8 80x80mm	£6.90	P&P 15p

BV05 Vernier TUNING DIAL

App. 7:1 ratio planetary drive vernier dial. Log scale 0-180 degrees. Blank scales 1-5. Dial size 128 x 76mm. Overall size 190 x 117 x 41mm. Deep including knob and coupling. "X" diam. shaft

OUR PRICE £1.62 P&P 15p



SKYFON 100mW

P302 Two Channel 300mW
OUR PRICE £24.95 per pair
 P302 Two Channel 300mW
OUR PRICE £52.50 per pair
 P1003 Three Channel 1 Watt
OUR PRICE £71.25 per pair
 P&P 50p per pair

NB. Licence required for use in UK

RUH6 Reflex Horn Speaker

Built-in driver unit. Impedance 16 ohms. Power rating 10W. Response 380-7000Hz. Size app. 6" x 6". Weather and shock protected.

OUR PRICE £4.97 P&P 30p

TRIO 9R59DS RECEIVER

Four bands covering 650kHz to 30 MHz. continuous and electrical band spread on 10, 15, 20, 40 and 80 mtr. 8 valve plus 7 diode circuit. 4 to 8 ohm output and phone jack. SSB-CW, ANL, variable BFO. S Meter and separate band spread dial. IF frequency 455kHz, audio output 1W watt. Variable RF and AF gain controls. 115/250V AC, with instructions.

Our Price £42.50 CARR. PAID

TRIO TR2200 TRANSCIVER

Fully transistorised portable VHF transceiver. Will transmit and receive on six channels between 144-148MHz. 1 watt transmitter, 12V DC internal or external supply. Built-in charger for Ni-Cad cells. Power/volume switch, squelch control, channel selector, mic. socket, earphone/external speaker socket, mic. PTT switch, three phones and 144.48, 144.72 & 145.32 crystals. Size: 134 x 55 x 180mm.

OUR PRICE £79.50 Carr. paid

BELTEK W5400 CAR TRANSCIVER

Solid state mobile transceiver for 12 volt DC neg. Transmits and receives on any 12 of 28 channels between 144 and 148MHz. Power output 10W and 1W switchable. Controls: On/off/volume, squelch and channel selector. Internal 5" speaker. Complete with dynamic mic. PTT switch, three sets of crystals for 144.48, 144.6, 144.65, 144.7, 144.72, 144.78, 144.83, 144.88, 144.93, 144.98, 145.03, 145.08, 145.13, 145.18, 145.23, 145.28, 145.33, 145.38, 145.43, 145.48, 145.53, 145.58, 145.63, 145.68, 145.73, 145.78, 145.83, 145.88, 145.93, 145.98, 146.03, 146.08, 146.13, 146.18, 146.23, 146.28, 146.33, 146.38, 146.43, 146.48, 146.53, 146.58, 146.63, 146.68, 146.73, 146.78, 146.83, 146.88, 146.93, 146.98, 147.03, 147.08, 147.13, 147.18, 147.23, 147.28, 147.33, 147.38, 147.43, 147.48, 147.53, 147.58, 147.63, 147.68, 147.73, 147.78, 147.83, 147.88, 147.93, 147.98, 148.03, 148.08, 148.13, 148.18, 148.23, 148.28, 148.33, 148.38, 148.43, 148.48, 148.53, 148.58, 148.63, 148.68, 148.73, 148.78, 148.83, 148.88, 148.93, 148.98, 149.03, 149.08, 149.13, 149.18, 149.23, 149.28, 149.33, 149.38, 149.43, 149.48, 149.53, 149.58, 149.63, 149.68, 149.73, 149.78, 149.83, 149.88, 149.93, 149.98, 150.03, 150.08, 150.13, 150.18, 150.23, 150.28, 150.33, 150.38, 150.43, 150.48, 150.53, 150.58, 150.63, 150.68, 150.73, 150.78, 150.83, 150.88, 150.93, 150.98, 151.03, 151.08, 151.13, 151.18, 151.23, 151.28, 151.33, 151.38, 151.43, 151.48, 151.53, 151.58, 151.63, 151.68, 151.73, 151.78, 151.83, 151.88, 151.93, 151.98, 152.03, 152.08, 152.13, 152.18, 152.23, 152.28, 152.33, 152.38, 152.43, 152.48, 152.53, 152.58, 152.63, 152.68, 152.73, 152.78, 152.83, 152.88, 152.93, 152.98, 153.03, 153.08, 153.13, 153.18, 153.23, 153.28, 153.33, 153.38, 153.43, 153.48, 153.53, 153.58, 153.63, 153.68, 153.73, 153.78, 153.83, 153.88, 153.93, 153.98, 154.03, 154.08, 154.13, 154.18, 154.23, 154.28, 154.33, 154.38, 154.43, 154.48, 154.53, 154.58, 154.63, 154.68, 154.73, 154.78, 154.83, 154.88, 154.93, 154.98, 155.03, 155.08, 155.13, 155.18, 155.23, 155.28, 155.33, 155.38, 155.43, 155.48, 155.53, 155.58, 155.63, 155.68, 155.73, 155.78, 155.83, 155.88, 155.93, 155.98, 156.03, 156.08, 156.13, 156.18, 156.23, 156.28, 156.33, 156.38, 156.43, 156.48, 156.53, 156.58, 156.63, 156.68, 156.73, 156.78, 156.83, 156.88, 156.93, 156.98, 157.03, 157.08, 157.13, 157.18, 157.23, 157.28, 157.33, 157.38, 157.43, 157.48, 157.53, 157.58, 157.63, 157.68, 157.73, 157.78, 157.83, 157.88, 157.93, 157.98, 158.03, 158.08, 158.13, 158.18, 158.23, 158.28, 158.33, 158.38, 158.43, 158.48, 158.53, 158.58, 158.63, 158.68, 158.73, 158.78, 158.83, 158.88, 158.93, 158.98, 159.03, 159.08, 159.13, 159.18, 159.23, 159.28, 159.33, 159.38, 159.43, 159.48, 159.53, 159.58, 159.63, 159.68, 159.73, 159.78, 159.83, 159.88, 159.93, 159.98, 160.03, 160.08, 160.13, 160.18, 160.23, 160.28, 160.33, 160.38, 160.43, 160.48, 160.53, 160.58, 160.63, 160.68, 160.73, 160.78, 160.83, 160.88, 160.93, 160.98, 161.03, 161.08, 161.13, 161.18, 161.23, 161.28, 161.33, 161.38, 161.43, 161.48, 161.53, 161.58, 161.63, 161.68, 161.73, 161.78, 161.83, 161.88, 161.93, 161.98, 162.03, 162.08, 162.13, 162.18, 162.23, 162.28, 162.33, 162.38, 162.43, 162.48, 162.53, 162.58, 162.63, 162.68, 162.73, 162.78, 162.83, 162.88, 162.93, 162.98, 163.03, 163.08, 163.13, 163.18, 163.23, 163.28, 163.33, 163.38, 163.43, 163.48, 163.53, 163.58, 163.63, 163.68, 163.73, 163.78, 163.83, 163.88, 163.93, 163.98, 164.03, 164.08, 164.13, 164.18, 164.23, 164.28, 164.33, 164.38, 164.43, 164.48, 164.53, 164.58, 164.63, 164.68, 164.73, 164.78, 164.83, 164.88, 164.93, 164.98, 165.03, 165.08, 165.13, 165.18, 165.23, 165.28, 165.33, 165.38, 165.43, 165.48, 165.53, 165.58, 165.63, 165.68, 165.73, 165.78, 165.83, 165.88, 165.93, 165.98, 166.03, 166.08, 166.13, 166.18, 166.23, 166.28, 166.33, 166.38, 166.43, 166.48, 166.53, 166.58, 166.63, 166.68, 166.73, 166.78, 166.83, 166.88, 166.93, 166.98, 167.03, 167.08, 167.13, 167.18, 167.23, 167.28, 167.33, 167.38, 167.43, 167.48, 167.53, 167.58, 167.63, 167.68, 167.73, 167.78, 167.83, 167.88, 167.93, 167.98, 168.03, 168.08, 168.13, 168.18, 168.23, 168.28, 168.33, 168.38, 168.43, 168.48, 168.53, 168.58, 168.63, 168.68, 168.73, 168.78, 168.83, 168.88, 168.93, 168.98, 169.03, 169.08, 169.13, 169.18, 169.23, 169.28, 169.33, 169.38, 169.43, 169.48, 169.53, 169.58, 169.63, 169.68, 169.73, 169.78, 169.83, 169.88, 169.93, 169.98, 170.03, 170.08, 170.13, 170.18, 170.23, 170.28, 170.33, 170.38, 170.43, 170.48, 170.53, 170.58, 170.63, 170.68, 170.73, 170.78, 170.83, 170.88, 170.93, 170.98, 171.03, 171.08, 171.13, 171.18, 171.23, 171.28, 171.33, 171.38, 171.43, 171.48, 171.53, 171.58, 171.63, 171.68, 171.73, 171.78, 171.83, 171.88, 171.93, 171.98, 172.03, 172.08, 172.13, 172.18, 172.23, 172.28, 172.33, 172.38, 172.43, 172.48, 172.53, 172.58, 172.63, 172.68, 172.73, 172.78, 172.83, 172.88, 172.93, 172.98, 173.03, 173.08, 173.13, 173.18, 173.23, 173.28, 173.33, 173.38, 173.43, 173.48, 173.53, 173.58, 173.63, 173.68, 173.73, 173.78, 173.83, 173.88, 173.93, 173.98, 174.03, 174.08, 174.13, 174.18, 174.23, 174.28, 174.33, 174.38, 174.43, 174.48, 174.53, 174.58, 174.63, 174.68, 174.73, 174.78, 174.83, 174.88, 174.93, 174.98, 175.03, 175.08, 175.13, 175.18, 175.23, 175.28, 175.33, 175.38, 175.43, 175.48, 175.53, 175.58, 175.63, 175.68, 175.73, 175.78, 175.83, 175.88, 175.93, 175.98, 176.03, 176.08, 176.13, 176.18, 176.23, 176.28, 176.33, 176.38, 176.43, 176.48, 176.53, 176.58, 176.63, 176.68, 176.73, 176.78, 176.83, 176.88, 176.93, 176.98, 177.03, 177.08, 177.13, 177.18, 177.23, 177.28, 177.33, 177.38, 177.43, 177.48, 177.53, 177.58, 177.63, 177.68, 177.73, 177.78, 177.83, 177.88, 177.93, 177.98, 178.03, 178.08, 178.13, 178.18, 178.23, 178.28, 178.33, 178.38, 178.43, 178.48, 178.53, 178.58, 178.63, 178.68, 178.73, 178.78, 178.83, 178.88, 178.93, 178.98, 179.03, 179.08, 179.13, 179.18, 179.23, 179.28, 179.33, 179.38, 179.43, 179.48, 179.53, 179.58, 179.63, 179.68, 179.73, 179.78, 179.83, 179.88, 179.93, 179.98, 180.03, 180.08, 180.13, 180.18, 180.23, 180.28, 180.33, 180.38, 180.43, 180.48, 180.53, 180.58, 180.63, 180.68, 180.73, 180.78, 180.83, 180.88, 180.93, 180.98, 181.03, 181.08, 181.13, 181.18, 181.23, 181.28, 181.33, 181.38, 181.43, 181.48, 181.53, 181.58, 181.63, 181.68, 181.73, 181.78, 181.83, 181.88, 181.93, 181.98, 182.03, 182.08, 182.13, 182.18, 182.23, 182.28, 182.33, 182.38, 182.43, 182.48, 182.53, 182.58, 182.63, 182.68, 182.73, 182.78, 182.83, 182.88, 182.93, 182.98, 183.03, 183.08, 183.13, 183.18, 183.23, 183.28, 183.33, 183.38, 183.43, 183.48, 183.53, 183.58, 183.63, 183.68, 183.73, 183.78, 183.83, 183.88, 183.93, 183.98, 184.03, 184.08, 184.13, 184.18, 184.23, 184.28, 184.33, 184.38, 184.43, 184.48, 184.53, 184.58, 184.63, 184.68, 184.73, 184.78, 184.83, 184.88, 184.93, 184.98, 185.03, 185.08, 185.13, 185.18, 185.

SEW CLEAR PLASTIC PANEL METERS

USED EXTENSIVELY BY INDUSTRY, GOVERNMENT DEPARTMENTS, EDUCATIONAL AUTHORITIES ETC.

Over 200 ranges in stock—other ranges to order. Quantity discounts available. Send for fully illustrated brochure.

CLEAR PLASTIC MODEL SD640

Size: 85 x 64mm

50uA	£3.80
100uA	£3.75
200uA	£3.70
500uA	£3.85
50.0-500uA	£3.75
100.0-1000uA	£3.70
1mA	£3.85
5mA	£3.85
10mA	£3.85
50mA	£3.85
100mA	£3.85
500mA	£3.85
1A DC	£3.85
5A DC	£3.85
10A DC	£3.85
5V DC	£3.85
20V DC	£3.85
50V DC	£3.85
300V DC	£3.85
VU Meter	£3.90



*Items with asterisk are Moving Iron type, all others are Moving Coil

CLEAR PLASTIC MODEL SD830

Size: 110 x 83mm

50uA	£4.30
100uA	£4.25
200uA	£4.20
500uA	£4.15
50.0-500uA	£4.25
100.0-1000uA	£4.20
1mA	£4.10
5mA	£4.10
10mA	£4.10
50mA	£4.10
100mA	£4.10
500mA	£4.10
1A DC	£4.10
5A DC	£4.10
10A DC	£4.10
5V DC	£4.10
15V DC	£4.10
30V DC	£4.10
300V AC	£4.20
VU Meter	£4.40



CLEAR PLASTIC MODEL MR 65P

Size: 85 x 78mm

50uA	£3.95
100uA	£3.85
200uA	£3.80
500uA	£3.75
50.0-500uA	£3.85
100.0-1000uA	£3.80
500.0-5000uA	£3.70
1mA	£3.70
5mA	£3.70
10mA	£3.70
50mA	£3.70
100mA	£3.70
500mA	£3.70
1A DC	£3.70
5A DC	£3.70
10A DC	£3.70
15A DC	£3.70
20A DC	£3.70
30A DC	£3.85
50A DC	£4.05
EV DC	£3.70
10V DC	£3.70
20V DC	£3.70
50V DC	£3.70
150V DC	£3.70
300V DC	£3.70
15V AC	£3.80
50V AC	£3.80
100V AC	£3.80
300V AC	£3.80
500mA AC	£3.70



CLEAR PLASTIC MODEL SW100

Size: 100 x 80mm

50uA	£4.80
100uA	£4.80
500uA	£4.80
50.0-500uA	£4.80
100.0-1000uA	£4.45
1mA	£4.30
1A DC	£4.30
5A DC	£4.30
20V DC	£4.30
50V DC	£4.30
300V DC	£4.30
300V AC	£4.45
VU Meter	£4.90



CLEAR PLASTIC MODEL MR 45P

Size: 50 x 50mm

50uA	£3.20
100uA	£3.15
200uA	£3.10
500uA	£3.00
50.0-500uA	£3.15
100.0-1000uA	£3.10
500.0-5000uA	£2.95
1mA	£2.95
5mA	£2.95
10mA	£2.95
50mA	£2.95
100mA	£2.95
500mA	£2.95
1A DC	£2.95
5A DC	£2.95
10V DC	£2.95
20V DC	£2.95
50V DC	£2.95
300V DC	£2.95
15V AC	£3.05
30V AC	£3.05
300V AC	£3.05
VU Meter	£3.40



BAKELITE MODEL S80 Enlarged Window

Size: 80 x 80mm

50uA	£4.50
100uA	£4.45
500uA	£4.20
50.0-500uA	£4.45
100.0-1000uA	£4.40
1mA	£4.30
1A DC	£4.20
5A DC	£4.20
20V DC	£4.20
50V DC	£4.20
150V DC	£4.20
300V DC	£4.20
300V AC	£4.30
VU Meter	£4.70



EDGWISE MODEL PE70

Size: 90 x 34mm

50uA	£4.15
100uA	£4.10
200uA	£4.05
500uA	£3.90
50.0-500uA	£4.10
100.0-1000uA	£4.05
1mA	£3.85
300V AC	£3.95
VU Meter	£4.30



MODEL ED107 EDUCATIONAL METER

Size: 100 x 90 x 150mm including terminals

A range of high quality moving coil instruments ideal for school experiments and other bench applications. Mirror or scale. The meter movement is easily accessible to demonstrate internal working.



50uA	£8.80
100uA	£7.90
50.0-500uA	£7.90
1A DC	£7.80
5A DC	£7.80
5V DC	£7.80
10V DC	£7.80
15V DC	£7.80
20V DC	£7.80
50V DC	£7.80
300V DC	£7.80
500mA/5A DC	£8.80
5V/50V DC	£8.80
5V/15V DC	£8.80
1A/15A DC	£8.80

CLEAR PLASTIC MODEL MR 38P

Size: 42 x 42mm

50uA	£3.10
100uA	£3.05
200uA	£3.00
500uA	£2.95
50.0-500uA	£3.05
100.0-1000uA	£3.00
500.0-5000uA	£2.80
1mA	£2.80
1.5mA	£2.80
2mA	£2.80
5mA	£2.80
10mA	£2.80
20mA	£2.80
50mA	£2.80
100mA	£2.80
150mA	£2.80
200mA	£2.80
300mA	£2.80
500mA	£2.80
750mA	£2.80
1A DC	£2.80
2A DC	£2.80
5A DC	£2.80
10A DC	£2.80
15A DC	£2.80
10V DC	£2.80
15V DC	£2.80
20V DC	£2.80
50V DC	£2.80
100V DC	£2.80
150V DC	£2.80
200V DC	£2.80
300V DC	£2.80
750V DC	£2.80
15V AC	£2.90
50V AC	£2.90
150V AC	£2.90
300V AC	£2.90
500V AC	£2.90
500V AC	£3.00
S Meter 1mA	£2.80
VU Meter	£3.20



CLEAR PLASTIC MODEL MR 52P

Size: 60 x 60mm

50uA	£3.70
100uA	£3.60
500uA	£3.35
50.0-500uA	£3.60
100.0-1000uA	£3.45
1mA	£3.30
5mA	£3.30
10mA	£3.30
50mA	£3.30
100mA	£3.30
500mA	£3.30
1A DC	£3.30
5A DC	£3.30
20V DC	£3.30
50V DC	£3.30
300V DC	£3.30
15V AC	£3.40
30V AC	£3.40
S Meter 1mA	£3.30
VU Meter	£3.80



CLEAR PLASTIC MODEL MR 85P

Size: 120 x 110mm


50uA	£5.45
100uA	£5.40
200uA	£5.35
500uA	£5.25
50.0-500uA	£5.40
100.0-1000uA	£5.35
500.0-5000uA	£5.20
1mA	£5.20
1.0-1mA	£5.20
5mA	£5.20
10mA	£5.20
50mA	£5.20
100mA	£5.20
500mA	£5.20
1A DC	£5.20
5A DC	£5.20
15A DC	£5.20
30A DC	£5.20
10V DC	£5.20
20V DC	£5.20
50V DC	£5.20
150V DC	£5.20
300V DC	£5.20
15V AC	£5.30
30V AC	£5.30
300V AC	£5.30
S Meter 1mA	£5.20
VU Meter	£5.55
1A AC	£5.20
5A AC	£5.20
10A AC	£5.20
20A AC	£5.20
30A AC	£5.20



CLEAR PLASTIC MODEL SD460

Size: 59 x 46mm

50uA	£3.50
100uA	£3.45
200uA	£3.40
500uA	£3.35
50.0-500uA	£3.45
100.0-1000uA	£3.40
1mA	£3.30
5mA	£3.30
10mA	£3.30
50mA	£3.30
100mA	£3.30
500mA	£3.30
1A DC	£3.30
5A DC	£3.30
10A DC	£3.30
5V DC	£3.30
10V DC	£3.30
15V DC	£3.30
20V DC	£3.30
50V DC	£3.30
300V DC	£3.30
15V AC	£3.40
30V AC	£3.45
300V AC	£3.45
VU Meter	£3.65



BAKELITE MODEL MR 65

Size: 80 x 80mm

25uA	£6.25
50uA	£4.00
100uA	£3.95
500uA	£3.85
50.0-500uA	£3.95
100.0-1000uA	£3.90
1mA	£3.80
1.0-1mA	£3.80
5mA	£3.80
10mA	£3.80
50mA	£3.80
100mA	£3.80
500mA	£3.80
1A DC	£3.80
5A DC	£3.80
2A DC	£3.60
5A DC	£3.60
15A DC	£3.60
30A DC	£3.60
5V DC	£3.60
10V DC	£3.60
20V DC	£3.60
50V DC	£3.60
150V DC	£3.60
300V DC	£3.60
30V AC	£3.60
50V AC	£3.60
100V AC	£3.60
300V AC	£3.60
500mA AC	£3.60
100V DC	£3.75



POSTAGE & PACKING 15p

SINCLAIR Project 80 Modules

240 Power Amplifier	£5.45
260 Power Amplifier	£6.95
Stereo 80 Pre-Amplifier	£11.95
Active Filter Unit	£3.95
Project 80S	£28.95
P25 Power Supply	£4.98
P26 Power Supply	£7.98
P28 Power Supply	£7.98
Transformer for P25	£4.05

SINCLAIR Project 80 Packages

2 x 240/Stereo 80/P28	£25.00
2 x 240/Stereo 80/P28	£27.75
2 x 260/Stereo 80/P28	£30.45

POST & PACKING 35p each.

MP7 MIXER-PREAMPLIFIER

5 Microphone inputs each with individual gain controls enabling complete mixing facilities. Battery operated. Size: 235 x 127 x 78mm. Inputs: 3 x 3mV 50k; 2 x 3mV 600 ohms. Phone, Mag. 4mV 80k; Phone Ceramic 100mV 1 Meg. Output 250mV 100k.

OUR PRICE £8.97 P&P 20p



1021 Stereo Listening Station

For balancing and gain selection of loudspeakers with additional facility for stereo headphone switching. Two gain controls, speakers on-off slide switch, stereo headphone socket.

OUR PRICE £2.25 P&P 15p



AUDIOTRONIC LOW NOISE CASSETTES

TYPE	5	10	25
C60	£1.57	£3.00	£7.08
C90	£2.24	£4.25	£10.00
C120	£2.73	£5.17	£12.24

AUDIOTRONIC C102 CASSETTES

TYPE	5	10	25
C60	£3.92	£7.72	£19.12
CR90	£5.32	£10.46	£28.22

AUDIOTRONIC 8 TRACK CARTRIDGES

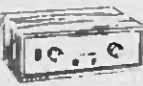
TYPE	Each	5	10
40M	85p	£4.00	£7.50
80M	£1.18	£5.40	£10.25

P&P Cassettes 3p, Cartridges 5p each OVER 10 of either POST FREE!

AUDIOTRONIC AHA101 Stereo Headphone Amplifier

All silicon, transistor amplifier operates from magnetic, ceramic or tuner inputs with twin stereo headphone outputs and separate volume controls for each channel. Operates from 9V battery. INPUTS: 5mV and 100mV. OUTPUT: 50mV per channel.

OUR PRICE £8.50 P&P 20p



HITACHI FLUORESCENT LANTERN LI901

A portable battery operated lantern ideal for home, motoring, camping etc. Approx. 10" tall. Provides brilliant light from 9 1.5v batteries (not supplied).


OUR PRICE £7.90 P&P 25p



EA41 REVERBERATION AMPLIFIER

Self contained, transistorised, battery operated. Simply plug in microphones, guitar etc. and output to your amplifier. Volume control and depth of reverberation control. Beautiful cabinet, 184 x 77 x 108mm.

OUR PRICE £7.50 P&P 20p



SPECIAL PURCHASE (LIMITED QUANTITY!)

Tenney 12" DR/8 Bass Speakers 8 ohms. 30 watt. Heavy duty, ideal for Hi-Fi P.A. Group.

OUR PRICE £12.50. P&P 60p.



FREE HI-FI PRICE LIST

Send large 5 A.E. for our latest Hi-Fi Price List containing over 2,000 names of Hi-Fi P.A., In Car, Radio, Y.V. Tapes, Cassettes etc.

CALL INTO YOUR NEAREST LASKYS BRANCH OR ORDER WITH CONFIDENCE BY MAIL ORDER

CENTRAL LONDON

481 OXFORD ST. (Opening late April)	
10 TOTENHAM CT. RD.	01-637 2232
27 TOTENHAM CT. RD.	01-636 3715
33 TOTENHAM CT. RD.	01-636 2605
42/45 TOTENHAM CT. RD.	01-636 0845
87 TOTENHAM CT. RD.	01-580 3739
157/8 TOTENHAM CT. RD.	01-580 0670
3 LISLE ST. WC2	01-437 8204
34 LISLE ST. WC2	01-437 9155
118 EDGWARE RD. W2	01-723 9789
193 EDGWARE RD. W2	01-723 6211
207 EDGWARE RD. W2	01-723 3271
311 EDGWARE RD. W2	01-262 0387
346 EDGWARE RD. W2	01-723 4453

LEMANIA AIRCREW CHRONOGRAPHS. Stainless Steel case with screw back; luminous hands and markings. One fifth sec. sweep hand controlled independently of main movement by press to start, stop and return to zero button. 15 jewel movement. Many of these watches are as new but all have been cleaned and checked. Fitted strap. White face £18.55, Black face £19.50 inc. P.&P. Inspection against remittance



GS WATCHES all with brushed stainless steel case with screw back and black faces. Manufactured by CYMA, VERTEX, TIMOR, GRANA, IWC, RECORD, SMITHS etc. to a common specification. We will try to meet your requirements for specific manufacturer and quantity orders will be of one manufacturer's production. All cleaned and checked. Fitted Strap. £3.95 inc. P. & P.
We also have limited quantities of these watches by OMEGA, LONGINES, BUREN, JAEGER LE COULTRE at £15.50 inc. P. & P.

GAS CHROMATOGRAPHY RESEARCH OVEN PV4051/4055
A large capacity oven of low thermal mass for use between 35 and 350°C. Provides a forced air circulating system yielding 1000 changes of air per min. The oven has forced air cooled outer surfaces when the internal temperature is high. 210-250V, 50HZ, 2-6KW, £28.60. (C.Pd. England and Wales).

MIL SYNCHROS AVAILABLE EX-STOCK
In sizes 00, 11, 15, 18, 23 for 50, 60 and 400 Hz operation. Synchro Control Transmitters
Synchro Control Transmitters
Synchro Torque Transmitters and Receivers
Synchro Resolvers

IONISATION AMPLIFIER PV4075
A modern high grade low noise solid state amplifier to feed a potentiometer recorder. 18 input ranges from 10⁻⁷ to 10⁻¹ A with 5 outputs of 1mV to 100mV. Linearity 0.1% (i.e. Noise less than 0.5% f.s. of max. sensitivity). Back of facility. Dimensions 28 x 10 x 4.3 cm deep. With operating information £27.50. (C.Pd. U.K.)
Details of these three and other gas chromatography items are available—price 25p (C.W.O. only) Handbooks (complete) Available.

ALL PRICES INCLUDE 10% V.A.T.

SPECIALIST STOCKISTS OF SERVOMOTORS, SYNCHROS, MAGSLIPS & CONNECTORS

Servo and Electronic Sales Ltd

Post Orders and Technical enquiries to: "BAYS", HIGH ST., LYDD, KENT, Lydd 20252 (STD 0679)
TELEX 965265 V.A.T. Reg. No. 201-1296-23 TELEX 965265

AERIAL DIRECTION INDICATING KIT
This set comprises a pair of Magslips to provide remote indication of aerial azimuth and comprises a transmitter and receiver. The transmitter is directly coupled to the remote aerial and the receiver can be mounted at the control point, to provide immediate and continuous indication of aerial position. Supply voltage required is 50V 50Hz and the price £7.75 (P. Pd.) including a pointer for the receiver. The suggested use of these items would include a mains operated, geared motor to drive the aerial, controlled from the position to which is fed back position information by the magslip link. Transformers to provide 50V 50Hz from 24V A.C. £3.25 each. (P. Pd.)

PLESSEY GROUND BASED U.H.F. GROUND/AIR TX/RX FOR EXPORT ONLY OR SALE TO LICENSED USERS.
This equipment comprises:
Single Channel Receiver 5820-99-932-5694
Single Channel Transmitter 5820-99-932-5698
Single Channel Amplifier 5820-99-932-5701
Power Unit for Amplifier 5820-99-932-5700
Cooler Unit 5820-99-932-3995.
These assemble into a free standing rack unit providing U.H.F. communications over 225 to 399 MHz, the TX/Amplifier unit giving 100 Watts R.F. output into 50 Ohms. We have sufficient of these units to form 12 complete installations with a number of spare sub-units. All are guaranteed new and unused. Full details on request.

MANUFACTURERS!!

Metal Oxide Resistors
(ELECTROSIL & WELWYN)
Tantalum Capacitors
(KEMET, ITT, PLESSEY, ETC.)
Scientific Instruments
Electronic Test Instruments
Synchros and Servomotors
ALL AVAILABLE EX STOCK!

WE HAVE ONE OF THE LARGEST STOCKS IN THE COUNTRY OF INSTRUMENTS AND COMPONENTS MANUFACTURERS. TELEX 965265. RE AVAILABILITY.

OVER 300,000 IN STOCK!
Multiway and R.F. Connectors
by twenty different companies!
Send us your detailed requirements quoting Nato numbers if known. We are now on TELEX.

WE ARE ANXIOUS TO BUY Synchro Test Equipment manufactured by Mullhead, Singer-Gertsch etc. Test Dials, Dividing Heads, Bridges, Standards etc. to expand our testing facilities.

RADAR CABLEFORM INSULATION TESTER for checking insulation between individual conductors and each other and ground at preselected voltages up to 10Kv. Full details on application.

TAPE STORAGE CANS. Brand new finished steel cans originally intended for 18mm film but ideal for storing 7 in. reels of tape. Our test supply of these items was quickly exhausted at 30p each but as a result of a massive new purchase we can now offer a case of 55 (Minimum order) at £7.30 inc. P. & P. and V.A.T. Sample can available at 78p inc. P. & P. and V.A.T. **POLARAD WIDE RANGE DISPERSION SPECTRUM ANALYSER** covering 10MHz to 40.80KMHz. Model SA 84W with handbook £1250 plus V.A.T. Send S.A.E. (Postage) for information.
ETHER ELECTROMETHODS LOW INERTIA INTEGRATING MOTORS. Available in stock at extremely low prices. For 6, 12 and 24v operation in stock.
VACTRIC SIZE 23 PULSE GENERATORS (Shalt Digitizers). Full details and price on application.

INDUCTION GENERATOR
Requires a supply voltage of 50V 50Hz and provides an output of 7v per 1,000 r.p.m. directly proportional to speed. This instrument has a wide variety of applications, e.g., anemometers, measuring shaft speed etc. in brand new condition £5.25 post paid.

PLANAIR Axial Flow Fans (with mounting) Type 6PL-122-31 1/2 8 in. 2,800 r.p.m. 400p. 3ph 50Hz. New and boxed £18.50 (C.Pd. U.K.)
Also available tested but not new in 220/240v. 50Hz version at £6.50 (C.Pd. U.K.).

DRY REED INSERTS

Overall length 1.85in. (Body length 1.1in.) Diameter 0.14in. to switch up to 500mA at up to 250v. D.C. Gold clad contacts 61p per doz.; £4.12 per 100; £30.25 per 1,000; £275 for 10,000. All carriage paid U.K.
Heavy duty type (body length 2in.) diameter 0.22in. to switch up to 1A. at up to 250v. A.C. Gold clad contacts. £1.37 per doz.; £6.88 per 100; £32.25 per 1,000; Changeover type £2.15 per doz. All carriage paid U.K.
Operating Magneta 61p per doz.; £4.40 per 100; £38.50 per 1,000. All carriage paid.

ELECTRONIC ORGAN DIVIDER BOARDS built to high industrial/computer spec. 8 octave set. £18. Complete with connection data and oscillator details.

COPPER LAMINATE P.C. BOARD
8 1/2 x 5 1/2 x 1/16 in. 12 1/2 p sheet. 5 for 50p
11 x 6 1/2 x 1/16 in. 15p sheet. 4 for 50p
11 x 8 x 1/16 in. 20p sheet. 3 for 50p
16 1/2 x 4 x 1/16 in. (Fibreglass). 30p sheet.
Offcut pack (smallest 4 x 2 in.) 50p 300 sq. in.
P&P single sheet 4p. Bargain packs 20p

TELEPHONE DIALS (New) £1 ea
RELAYS (G.P.D. '3000'). All types. Brand new from 37p ea. 10 up quotations only.
EXTENSION TELEPHONES (Type 706) Various Colours £3.50. P.P. 25p. Excellent condition.
RATCHET RELAYS. (310 ohm) Various Types 85p. P.P. 5p.
UNISELECTORS (NEW) 25 way 12 Bank (Non Bridging) 68 ohms. £6. P.P. 30p.



PRECISION A.C. MILLIVOLTMETER (Solatron) 1.5m.v. to 15v; 60db to 20db. 9 ranges Excellent condition. £22.60. P.P. £1.50.
HIGH CAPACITY ELECTROLYTICS
2,200µf. 100v. (1 1/2 x 4 in.) 60p. 3,150µf. 40v. (1 1/2 x 4 in.) 60p. 10,000µf. 25v. (1 1/2 x 4 in.) 60p. 10,000µf. 100v. (2 1/2 x 4 in.) £1. 12,000µf. 40v. (2 x 4 in.) 75p. 16,000µf. 16v. (2 x 4 in.) 60p. 21,000µf. 40v. (2 1/2 x 4 in.) £1. Post and packing 5p.
2,800µf. 100v. (4 1/2 x 2 in.). 80p. 15,000µf. 63v. (4 1/2 x 2 1/2 in.). £1.
ROTARY VACUUM PUMPS (GS10) with Motor on Bedplate. £25. P.P. £2.
HIGH VACUUM OFFDIFFUSION PUMPS (Metrovac 093C). New condition. £40. P.P. £2. A.E.I. P10. ION Pump Control Units. £17.50.
OVERLOAD CUT-OUTS. Panel mounting (1 1/2 x 1 1/2 in.) 800 mA/1-8 amp/10 amp. 35p ea. P.P. 5p.
BULK COMPONENT OFFER. Resistors/Capacitors. All types and values. All new modern components. Over 500 pieces £2. (Trial order 100pcs. 50p.) We are confident you will re-order.
REGULATED POWER SUPPLY. Input 110/240v. Output 9v. D.C. 1 1/2 amp. 12v. D.C. 500 m/a. £4. P.P. 30p.

U.K. ORDERS 10% V.A.T. SURCHARGE

TRANSFORMERS

ADVANCE "VOLSTAT" TRANSFORMERS. Input 242v. A.C.
CV50. 38v. at 1 amp; 25v. at 100 m/a. 75v. at 200 m/a. £2 ea. P.P. 40p.
CV75. 25v. at 2 1/2 amp. £2.50. P.P. 50p.
CV100. 50v. at 2 amp; 50v. at 100 m/a. £3. P.P. 50p.
CV250. 25v. at 8 amp; 75v. at 1/2 amp. £5. P.P. £1.
CV500. 45v. at 3 amp; 35v. at 2 amp; 25v. at 3 amp. £7. P.P. £1.
L.T. TRANSFORMER. Prim. 240v. Sec. 13v. at 1-5 amp. 75p. P.P. 15p.
L.T. TRANSFORMER. Prim. 240v. Sec. 24v. at 1 1/2 amp. £1.20. P.P. 20p.
L.T. TRANSFORMER. Prim. 110/240v. Sec. 0/24/40v. 1 1/2 amp. (Shrouded). £1.50. P.P. 30p.
L.T. TRANSFORMER. Prim. 110/240v. Sec. 28/0/28v. at 2 amp; 10.5v. at 1 amp. (Shrouded). £2.25. P.P. 40p.
L.T. TRANSFORMER. Prim. 200/250v. Sec. 20/40/60v. at 2 amp. (Shrouded). £2.25. P.P. 40p.
L.T. TRANSFORMER (H.D.) Prim. 200/250v. Sec. 18v. at 27 amp; 40v. at 9.8 amp; 40v. at 3.6 amp; 52v. at 1 amp; 25v. at 3-7 amp. £15. P.P. £2.
H.U./L.T. TRANSFORMER. Prim. 200/250v. Sec. 1-500/0/500v. 150 m/a. Sec. 2 31v. at 5 amp. £3. P.P. 75p.
E.H.T. TRANSFORMER. 240v. Sec. 2-5-0-25 K.V. at 12 m/a.; 7.5v. at 1 amp; 2.5v. at 2 amp. £2.50. P.P. 35p.
E.H.T. TRANSFORMER. 240v. Sec. 1800v. 50 mA. £2.90. P.P. 50p.
250W. ISOLATION TRANSFORMER. 240v. £3.25. P.P. 50p.
1000W. ISOLATION TRANSFORMER. 220/240v.-242v. (c' core type). £12. P.P. £1.50.
2500W. ISOLATION TRANSFORMER (CONSTANT VOLTAGE). Prim. 190-260v. 80 HZ. Sec. 230v. at 10-9 amp. £30. Carr. £2.
500W. STEP-DOWN TRANSFORMER. (Double wound.) 240v.-115v. 50 HZ. £6.50. P.P. £1.
2300W. STEP-DOWN TRANSFORMER. (Double wound.) 240v.-117v. 50 HZ. £22.50. P.P. £2.

HIGH-SPEED MAGNETIC COUNTERS. 4 digit (non reset) 24v. or 48v. (state which) 4 x 1 x 1 in. 40p. P.P. 5p.
5 digit (non-reset) 6-12-24-48v. (state which) 75p. P.P. 5p.
3 digit 12v. (Rotary Reset) 2 1/2 x 1 1/2 x 1 1/2 in. £1 each
3 digit 12v. (Reset) 3 1/2 x 1 x 1 in. £2.25. P.P. 5p.
5 digit (Reset) 12v. £3. P.P. 5p.



MULTICORE CABLE (P.V.C.).
6 cores (6 colours) 3 screened. 14/0048. 18p. yd. 100 yds. £12.50.
20 core (2 screened) 17 1/2 p yd. 100 yds. £15.
24 core (24 colours) 22 p. yd. 100 yds. £17.50.
30 core (15 colours) 22 1/2 p. yd. 100 yds. £18.50.
34 core (17 colours) 25p. yd. 100 yds. £20.
Minimum order 10 yds.

RIBBON CABLE (8 colours) £1.25
10m. £10
100m. 100m.
8 cores. 7/-mm. bonded side by side in ribbon form.
SMALL MOTOR (1/50 H.P.) 900 R.P.M. 230/250v. A.C. £1.50. P.P. 30p.

RELAYS
SIEMENS/VARLEY PLUG-IN. Complete with transparent dust covers and bases. 2 pole c/o contacts 35p ea.; 6 make contacts 40p ea.; 4 pole c/o contacts 50p ea. 6-12-24-48v types in stock.
12 VOLT H.D. RELAYS (3x2x1 in.) with 10 amp. silver contacts 2 pole c/o 40p ea.; 2 pole 3 way 40p. P.P. 5p.
24 VOLT H.O. RELAYS (2x2x1 in.) 10 amp. contacts. 4 pole c/o. 40p ea. P.P. 5p.
240v. A.C. RELAYS. (Plug-in type). 3 change-over 10 amp. contacts. 75p (with base). P.P. 5p.
P.A.R. BISTABLE RELAY (Latching) 24v. O.C. 4 c/o contacts 65p. P.P. 5p.
SILICON BRIDGES. 100 P.I.V. 1 amp. (1x1x1 in.) 30p 200 P.I.V. 2 amp. 60p.
24 VOLT A.C. RELAYS (Plug-in).
3 Pole Change-over 60p.
2 Pole Change-over 45p.

PATRICK & KINNIE
191 LONDON ROAD · ROMFORD · ESSEX
ROMFORD 44473 RM7 9DD

Samson's

(ELECTRONICS) LTD.
9 & 10 CHAPEL ST., LONDON, N.W.1
01-723 7851 01-262 5125

DRAKE ISOLATION 240/110v TRANSFORMERS
Pri. Tapped 10-0-200-220-240 Sec. 110v 400 watts. Shrouded. £8 50 carr. 75p.
Pri. 200-220-240v Sec. 110v 50 watts unshrouded. Table top connections £2 25 P.P. 40p.

RICH AND BUNDY. Pri. 220-230-240-250v. Sec. 265-270-275v. 1400 watts. Conservatively rated. Size 6x8x7 ins. Terminal block connections. £17 00, carr. £1 00.

AUTO TRANSFORMERS
Partridge. Tapped 0-220-230-240-250v 500 watts unshrouded table top connections £2 50 carr. 40p. Lemark tapped 0-240 115v 500 watts unshrouded table top connections £5 00 carr 60p. 300 watts £3 50 Carr. 50p.

HEAVY DUTY ADMIRALTY TRANSFORMERS
Pri. tapped 200-220-240v. Sec. 225.0-225.0v 500 M/A. 6kv test weight 117lbs. size 12 x 13 x 14 inches. £35 ex warehouse.

HEAVY DUTY ISOLATION TRANSFORMER
PARMEKO Admiralty Pattern. Pri. 230v. Sec. 230v. C.T. 20 amps. Very conservatively rated. Test to earth 2000 v. Size 17x14x15 ins. Weight 320 lbs. £68 ex warehouse.

PARMEKO ISOLATION TRANSFORMERS
Potted type. Pri. 200-210-220-230v. Sec. 100-110-125v. 5 amps twice. Admiralty specification. Size 10x8x7 ins. Weight 80 lbs. New in Maker's cases. £25 carr. £2.
Pri. tapped 200-210-220-230-240-250v. Sec. tapped 90-100-110-120v. 7.5 amps. Conservatively rated table top connections. Size 8x8x8 ins. £22 50, carr. £1-50.

AMERICAN HEAVY DUTY MOTORIZED VARIABLE VOLTAGE TRANSFORMERS
Input 110v 50 Hz. Out 0-130v 50 A. controlled by Sto-Syn driving motor overall size. Height: 21 in. dia. 14 inches £58 ex warehouse.

HEAVY DUTY 3 PHASE LT. TRANSFORMERS
Pri. 415v. Sec. 20-30-40v. 80 amps. Weight approx. 2 cwt. £75 ex warehouse. 440v. S.P. TRANSFORMERS. Pri. 380-400. 415-440v. Sec. 33v. 80 amps. Size 9x9x8 ins. Open frame. Terminal block connections. £29 00, carr. £2. Pri. 415-440v. Sec. 220v. 23v. Size 9x8x8 ins. Terminal block connections. £25 50, carr. £2. Pri. 380-400-417-437v. Sec. tapped. 110 and 270v. 0-15 kva. Size 7x5 1/2 x 5 1/2 ins. £8 50, carr. 75p. Pri. 380-400-420-440v. Sec. 240v. 40 watts. Size 4x4x4 ins. Terminal block connections. £2 50, carr. 50p. Pri. 440v. Sec. 220-240v. 100 watts. Shrouded. £3 50, carr. 50p. All by famous makers.

CURRENT RANGE OF NEW LT. TRANSFORMERS FULLY SHROUDED TERMINAL BLOCK CONNECTIONS ALL PRIMARIES 220/240v

Type	Sec. Taps	Amps	Price	Postage
1A	25-33-40-50v	15	£14 00	75p
1B	25-33-40-50v	10	£12 00	75p
1C	25-33-40-50v	8	£12 50	80p
1C	25-33-40-50v	6	£7 50	60p
2A	4-18-24-32v	12	£10 00	75p
2B	4-18-24-32v	8	£8 00	60p
2C	4-18-24-32v	4	£4 95	45p
2D	4-18-24-32v	2	£2 50	40p
3A	24-30-36v	2	£3 00	40p
3B	24-30-36v	5	£7 50	50p
3C	24-30-36v	4	£3 50	40p
4A	12-20-24v	20	£12 00	75p
4B	12-20-24v	10	£7 50	60p
4C	12-20-24v	5	£4 95	40p
5A	3-12-18v	20	£10 00	60p
5B	3-12-18v	10	£6 95	60p
5C	3-12-18v	5	£4 50	40p
6A	48-56-60v	2	£4 50	40p
6B	48-56-60v	1	£3 50	40p
7A	6-12v	20	£7 90	60p
7B	6-12v	10	£4 50	40p
7C	6-12v	5	£3 50	40p
8A	17-32v	8	£13 00	60p
8A	12-24v	1	£2 50	30p
10A	8-15v	2	£2 50	30p
11A	8-0-8v	2	£2 50	30p

PLEASE ADD 10% V.A.T.

HEAVY DUTY UNSHROUDED TYPES 8 INCH FLYING LEADS ALL PRIMARIES 240v.
Type No. Sec. Volt Tap. Amps. Price Carr.
1 24-30-36v. 20 £14 95 £1 00
2 12-20-24v. 10 £14 95 £1 00
3 3-12-18v. 20 £14 95 £1 00
4 6-12v. 10 £14 95 £1 00

TRANSFORMERS FOR LINSLEY HOOD AMPLIFIERS
Fully shrouded. Terminal block connections. Pri. 220-240v. Screen lead. Sec. 30-25-0-25-30v. 2 amps. £4 75, carr. 40p. Heavy duty type 36-25-0-25-36v. 3 amps. £9 75, carr. 50p.

STEP DOWN 240/110v AUTO TRANSFORMERS
3000 watts. Built into steel case with two American 2 pin grounded socket outlets. Carry handle. 6 ft. mains lead. £29 50, carr. £2. Without case and fittings £22 00, carr. £1 50.
Other Types Available. 80-1500 watts. fully shrouded, with American socket outlet and 6 ft. mains lead. Let us know your requirements.

DAVENSOT ISOLATION TRANSFORMERS
Pri. 10-0-200-220-240v. Sec. 240v. Centre tapped 12vrs. Conservatively rated. Size 6 1/2 x 7 1/2 ins. Wgt. 59 lbs. Open frame type. Terminal connections. Fraction of maker's price. £17 00, carr. £1 50. G. E. Potted Sealed Type. Pri. 220-230-240-250v. Sec. 230v. 4 amp. Size 8x7x8 ins. £15 00, carr. £1 50.

UNIMAX SEQUENTIAL MICRO SWITCHES
2 pole CO 15A contact. 2nd pole actuates after 1st pole. Leaf roller action 40p. post 50p.

P. AND G. LEAD ACID BATTERIES
Type MS4. 4 volt. 22 AH. Size H. 8 1/2 x 4 1/2 ins. Supplied dry. With charging instructions £1-35, carr. 40p.

TUBULAR MOTOR START CAPACITORS
3-3 mid 250/275v. AC. 7-5 mfd 250v. AC. 2-5 mid 250v. AC. 2-2 mid 250v. AC. 50p each. p.p. 10p. High capacity electrolytics. 3000 mid 50v. DC. wkg. 50p. p.p. 10p.

SCOTCH MAGNETIC COMPUTER TAPE
Type 3M459. 1 in. x 3600 ft. Supplied new in maker's cartons. Fraction of maker's price. £1 00 carr. 40p.

RADICON WORM REDUCTION GEAR BOXES
Size 1 1/2 ins. Ratio 14:5/1. Drive spindle: length 1 1/2 ins. dia. 1 in. Reduction spindle: length 1 1/2 ins. dia. 1 in. Overall size 5x4 1/2 x 5 1/2 ins. £3 00, carr. 50p.

AC GEARED MOTORS
By famous makers 240v induction type. cost rating. 42 RPM £2 75 carr. 65p. overall size 7 ins. Dia 3 1/2 ins. Length of spindle 2 1/2 ins.

LIMIT SHADED POLE MOTORS
AC 110-240v 50Hz 1500 RPM Double end spindle. Length 1 1/2 ins. and 1 ins. £1-25 p.p. 75p overall size 3 1/2 x 3 1/2 ins.

SYNCHRONOUS MOTORS
240v AC 6 revs per hour. Size 2 1/2 x 2 x 2 ins. 50p p.p. 50p.

AIR CONTROL LTD AIR BLOWERS
50-60v D.C. HP. 1/40th RPM 6000 cont rating. Size of motor 4x2 1/2 x 2 ins. Cowling 8 ins. dia. Outlet 1 1/2 x 1 1/2 ins. £2 50, carr. 45p.

FULL WAVE SELENIUM RECTIFIERS
DC output 100v 3 amps. 16 plates. Overall size 6 1/2 x 3 x 3 ins. £1-50 p.p. 30p.

OILFILLED BLOCK CAPACITORS WKG VOLTAGE AT 70°C

Mfd	OC/Wkg	Price
1	200	10p
1	600	20p
1	1500	40p
2	600	30p
4	200	30p
4	500	40p
4	600	45p
4	750	50p
4	1500	60p
8	750	50p
8	800	75p
10	750	75p

Add 5p each 1-4 mfd
10 10p each 6-10 mfd
0.25 mid 7500 85p p.p. 15p
2x2x2 mid 1500v 75p p.p. 15p.

AMERICAN TYPES
6 mfd 600v 30p p.p. 10p
6 mfd 1000v 50p p.p. 10p
4 mfd 1500v 75p p.p. 15p
8 mfd 300v 40p p.p. 10p

A.C. WKG BLOCK CAPACITORS
50 mid 220v £1 25 p.p. 25 mid 440v £1-50 p.p. 25 mid 275v 75p p.p. 15p
5 4 mfd 250v 50p p.p. 10. 2.25 mid 300v 50p p.p. 10p.

AEI AC CONTACTORS
Type LS-01-44 240v 50 Hz 4 makes 4 breaks. 20 amp contacts new and boxed £1-58 p.p. 5p 3 makes 1 break £1-25 p.p. 15p. 2 makes 2 breaks £1-25 p.p. 15p.

RELAYS FRACTION OF MAKER'S PRICE

ROBINSON 240v. AC RELAYS. Two 5 amp change over contacts. single hole fitting. Size 2 1/2 x 1 1/2 x 1 1/2 ins. 40p. p.p. 10p.

STC RELAYS
Type 250XCE 2500 ohm 2 H.D. CO contacts set to pull in at 22v. with base and cover. 60p. post. 5p.

KEYSWITCH KMK1 AC. 230v. One 5 amp. change over contact. 45p. post. 10p.

SPECIAL OFFER OF OMRON RELAYS
Type Mk. 2. 24v. AC. 12v. DC. Two 7 amp. CO contacts. 5 hole fitting. 60p. post 5p.
Type Mk. 2 plug in octal base type. 12v. DC. Two 7 amp. CO contacts. 75p. post 5p.
Type 1051. Miniature 12v. DC. SP. CO contacts. micro switch action. Size 1 1/2 x 1 1/2 x 1 1/2 ins. Ex new equipment. 48p. post 5p.

RELAY CONTROL CO. American
Miniature relays 6v. DC. 1 CO contact. Size 1 1/2 x 1 1/2 x 1 1/2 ins. 35p. post. 5p.

G.P.O. RELAYS
3000 type. 100E2 1 25 amp. make contact 60p. 2000-0-130E2 1 normal CO 40p. 75E2 3M. 1B. 1 CO normal contacts 40p. post on all relays 10p.

SOLENOIDS
12v. DC. 4 in. Pull. Size 1 1/2 in. dia. length 2 1/2 in. 50p. post 10p.
Reg. 202

BENSON'S SOLENOIDS
AC 240v 25% duty. Approx 2 ins. x in. pull. Size 2 1/2 x 1 1/2 x 1 1/2 ins. Regs. 350E2 75p p.p. 10p. Similar to 12v DC Type above.

H.T. SMOOTHING CHOKES
GARDNER 'C' core type. 10H 250 M/A £2 00, post. 40p. 20H 100 M/A £2 00, post. 40p. 12H 100 M/A 85p. post. 25p. 50H 25 M/A 85p. post. 25p. PARMEKO Potted types, 10H 180 M/A £2 00, post. 40p. 3-2H 350 M/A £2-50, post. 50p. 10H 300 M/A £2-50, post. 50p. 5H 100 M/A 75p. post. 25p. 15H 75 M/A 75p. post. 25p. 50H 25 M/A 75p. 25p.

GRESHAM 'C' CORE 16H 35e M/A
£3 50 carr. 50p. Potted type 10H 300 M/A £3-00 carr. 50p. 9 H 500 m/a 8 kv DC wkg £8 50 carr. £1 00.

PARMEKO HT TRANSFORMERS
110V Pri. only. 50 Hz. Sec. 475-0-475v 150 m/a 350-0-350v 274 m/a. 6.3v CT 3.2a 6.3v CT 1.6a 6.3v 0-3a twice. Potted type. £4 50 carr. £1. 6.3v 11a 1.6 kv. ph. wkg. 6.3v 6.3v 7 kv. ph wkg £2 50 carr. 50p. 530-0-530v 330 m/a 6.5 6a £4 50 carr. £1.

H.T. TRANSFORMERS by Famous Manufacturers. All Primaries 220-240v. Type 1 350-0-350v. 200 M/A. 6.4 6A. 6.3v. 3A potted. £4 00, carr. 50p. Type 2. 630-0-630v. 105 M/A. 6.4v. 3v. 2A. potted £3 50, carr. 50p. Type 3. 1375v. 60 M/A. 4.2kv wkg. and 500v. 31 M/A. potted. £4 50 carr. 50p. Type 4. 830-710-0-710-830v. 120 M/A open frame terminal block connections. £2 75, post. 40p. Type 5. 150-150v. 4 amps. open frame terminal block connections. £4 00, carr. 75p. Type 6. 450-0-450v. 150 M/A. 6.3v. 2.6A. 6.3v. 1.4A. 6.3v. 1.2A. £4 00, carr. 50p. Type 7. 250v. 60 M/A. 15v. 1.2A. 6.3v. 4.5A. £2 00, carr. 35p. Type 8. 230v. 200 M/A. 6.3v. 7A. potted. £2 50, carr. 50p. Type 9. 350v. 150 M/A. 6.3v. 4A. 6.3v. 2A. £2 00, post 40p.

GARDNER HT TRANSFORMERS
Pri. 110-220-240v. Sec. tapped 470-490v 350 m/a. Open frame. Table top connections £4 50 carr. 75p.
Pri. 230v. Sec. 450-0-450v 200 m/a £3-50 carr. 75p.
AC Industries. Pri. 110-220-240v. Sec. 230v 80 m/a and 15v 1.2a and 6.3v 4.5a £2 00 p.p. 40p. Ailes Transformer Co. Pri. 110-210-230-240v. Sec. 230v 200 m/a and 6.3v 7a £3 00 p.p. 40p.

GRESHAM MULTI TAPPED LT. TRANSFORMERS
Pri. 110-220-240v. Sec. 21-22-23-27-28-30v 10a and 23-24-26v 2.5a. Twice and 15-16-18v 5a and 18-16-18v 5a and 25-0-25v 50 m/a three times. C. core type. Table top connections £10 00 carr. £1.

CONSTANT VOLTAGE TRANSFORMERS
Input 240v + 50% - 10% output 240v + or - 0.5% 30 watts enclosed in metal case. 5 1/2 x 4 x 4 ins £2 00 p.p. 50p.

ADVANCE TYPE CV 108. Input 180-260v. Output 110v 100 watt £8 50 carr. 50p.

VAT PLEASE ADD 10% TO ALL ORDERS INC. CARR.

LARGE PURCHASE OF TRANSFORMERS JUST ARRIVED

PARMEKO High Voltage Transformers. Pri. 220-250v. In 10v. steps. Sec. 1320-0-1320v. 250 m/a. 1.01 kv ph wkg. Open frame type. Terminal block connections. New in maker's cartons. £10 00, carr. £1.

ENGLISH ELECTRIC LT. TRANSFORMERS. Pri. 220-240v. Sec. 7v. 25 amps. C.T. 7v. 6A. 6.3v. 3A. Table top connects. New in maker's cartons. £7 50, carr. £1.

LEMARK Pri. 240v. Sec. 40v. 6a. 5-0-5v 2a. 5-0-5v 1a. Open frame design. £4 50 carr. 75p. Pri. 240v. 16-0-16v. 2-5a. 24v. 850 m/a twice. 24v. 85 m/a and 115v. 2a. auto tap on primary. Open frame table top connections £3 50 carr. 50p. Pri. 240v. Sec. 20-20-0 1a. 5-0-5 2a. £1-75 carr 35p. All above transformers have a screen winding.

L.T. TRANSFORMERS FRACTION OF MAKERS PRICE
ALL PRIMARIES 220-240v
PARMEKO Potted types No 1 tapped 24-30-32v. 2a. £2 25 p.p. 35p. No. 2 24v. 1a. and 12v. 0.7a. and 6.3v. 0.5a. £2 25 p.p. 35p. No. 3. Sec. tapped 9-10v. 0.42a. and 6.3v. 3.5a. 6.3v. 1.5a. £1 50 p.p. 40p. No. 4. Pri. 115-230v. Sec. 6v. 6a. twice and 5v. 6a. £4 00 carr 75p.

G.E.C. Open frame. Terminal Block Connections Primaries 220-240v. No. 1 Sec. Tapped 51-61-65-67-69v. 10a. £7 50 carr. £1. No. 2. Sec. 58-63-69-74v. 3a. and 6v. 3a. £3 50 p.p. 50p. No. 3. 3 separate windings 1.6a. 9v. 1.8a. 27v. 1.8a. and 17-0-17v. 250 m/a £2 25 p.p. 25p.

GARDNER'S C core No. 1 Sec. 36v. 350 m/a £1 00 p.p. 25p. No. 2 Sec. tapped 25-6v. In 4v. steps. 1.5a. and 13v. 300 m/a £1 00 p.p. 25p. No. 3 12.6v. 2.5a. and HT winding 290v. 350 m/a open frame table top connections £3 00 p.p. 50p. No. 4 Sec. 50v. 1a. and 10v. 1.2a. open frame table top connections £2 25 p.p. 25p. No. 5 Sec. 90-0-90v. 100 m/a C core £1-34 p.p. 25p. No. 6 Sec. tapped 8-10-20v 2.5a. and 1-2-3-4v. 2.5a. Potted type £3 00 p.p. 35p.

GRESHAM. Type 1 15.3v. 1a. twice 10v. 1a. twice. 22-55-28v. 5a. 26v. 2.5a. 25v. 1a. £2 50 p.p. 145p. 200 m/a 'C' core £4 85, carr 75p. Type 2 3.8v. 4a. 20v. 4a. 40v. 7a. 2v. 2a. 30v. 2.6a. 26v. 3.8a. 31v. 20v. min. All separate windings. 'C' core £8 50, carr. £1. Type 3 25v. 2a. twice. 16v. 4a. twice. 25v. 5a. 31v. 7a. all separate windings. open frame table top connection. £8 50, carr. £1. Type 4 tapped 30-31v. 4a. £2 75, post 35p. Type 5 17v. 2a. twice. open frame type. £1 75, post 30p.

12 volt 2 amp TRANSFORMER
enclosed in metal case. Size 5x4 1/2 x 3 ins. with fitted input and output leads. On/off switch. Output sockets and 4 ft. 240v. mains lead. £2 75 p.p. 35p.

Henry's

U.K.'s LARGEST RANGE OF ELECTRONIC COMPONENTS AND EQUIPMENT AT BARGAIN PRICES
 Latest Catalogue price 55p post paid. Complete with Discount Vouchers




Now built and used by thousands of satisfied customers. Features slim design overall size in cabinet 15 1/2" x 7 1/2" x 6-1/2". 10 transistors, stabilisers. Gardners low field transformer. Fibre Glass PC Panel, complete chassis work. Now available built and tested as well as in kit form. **HIGH QUALITY AND STABILITY ARE PRE-EMINENT FEATURES - DEVELOPED BY TEXAS ENGINEERS FOR PERFORMANCE, RELIABILITY AND EASE OF CONSTRUCTION FACILITIES.**

On/Off switch indicator, headphones socket, separate treble, bass, volume and balance controls, scratch and rumble filters, mono/stereo switch, input selector; Mag. P.U., Radio Tuner, Aux. Can be altered for Mic., Tape, Tape-head, etc. Constructional details Ref. No. 21 30p. Distributed by Henry's throughout UK.
FREE - Teak cabinet with complete kit.

Kit Price £28-50 (+VAT+50p carr. packing) or built and tested £35.00 (+VAT+50p carr.packing), as illustrated.

BUILD THE TEXAN

20 + 20WATT IC STEREO AMPLIFIER
 As featured by Practical Wireless 1972




Carlabro Reverberation Unit £44.00
 Olaco anti-feedback microphone £11.95
 Coll 150 watt liquid wheel projector £23.50
 150 watt liquid wheel projector £50.00
 150 watt QI cassette wheel projector £50.00
 Spare Effects and Liquid cassettes large range of patterns £6.00
 6in. Liquid wheels £5.50. Various Cassettes £4.00
 Mini spot bank fitted 3 lamps £12.95
 Auto Trillite (mini with flashers) £17.00
 Bubblemkrx with 1 gall. Liquid £22.50
 Mixer/Misc/Speakers/Lighting UK's largest range. **FREE stock list ref. No. 18 on request.**
 AKG/RESLO/JIC/ARL/SBRO/EAGLE Mics, Stands, Mixers, Cabinets, Chassis and complete Speaker Systems, Megaphones, Turntables, Public Address Components.

BUILD THE NEW HENELEC

STEREO FM TUNER

A completely new high stability stereo FM tuner. Features variable capacity diode tuning, stabiliser power supply, IC Decoder, high gain low noise. IF stages, LED indicators. Tuning meter, AFC, eas to construct and use. Mains operated. Slim modern design with fibre glass PC, teak cabinet etc. Available as a kit to build or ready built. Overall size 8" x 21 1/2" x 6 1/2". Produced to give high performance with a realistic price. (Parts list and constructional details Ref. No. 5 30p.) Henry's are sole distributors UK and Europe.




You pay less... AT with Henry's Low Prices



Kit price £21.00 (+VAT)
 OR BUILT AND TESTED £24.95 (+VAT)


EARN YOURSELF EASY MONEY, WITH PORTABLE DISCO EQUIPMENT

DISCO MINI A complete portable disco, fitted mixer/preamp, 2 decks all facilities £98-50
 As above but with Slider Controls £118-50
 100 watt amplifier for above £49-50
SLS100 100 watt mixer/amplifier with slider controls £69-00
R50 50 watt mixer/amplifier £49-50
R100 100 watt mixer/amplifier £57-50
DISCO AMP 100 watt mixer/amplifier £73-00
NORTHCOURT
 400, 40 watt Mixer Amplifier £37-50
 800, 80 watt Mixer Amplifier £45-00
DISCO MIXER/PREAMPLIFIERS
 (OP for up to 6-100 watt amplifiers)
SLI1 (rotary control) £49-50
SLI2 (slider control) £58-50
DISCO VOX (slider controls) the complete disco preamp £72-00
D3100 100 watt power amplifier for above £49-50
D330L Mk II 3 channel 3kw sound to light £36-00
D330L Mk III Slider Controls £45-50
DJ DISCLITE As 30L/II + Variable speed flashes £54-00
DIMAMATIC 1 kW adjustable speed auto dimmer £25-00



LOW COST HI-FI SPEAKERS

SPECIAL OFFER
 EMI 13" x 8" full range speakers (post 20p each or 30p pair)
 *150TC - 8 ohms Twin Cone 10 watt £2.20 each or £4.00 pair.
 *450 10 watt C/o Twin Tweeters 3, 8 or 15 ohms £3.85 each.
 EW 15 watt 8 ohms C/o Tweeter £5.25 each.
 350 20 watt C/o Tweeters 8 or 15 ohms £7-80 ea.
 * Polished wood cabinet £4.00 post 35p.
SPEAKER KITS (carr. etc. 35p)
 20-2 30 watt £24.50 pair
 20-3 40 watt £35.95 pair
LINTON 2 £18-30 pair
CLENDALE 3 £32.95 pair
DOVEDALE 3 £51.50 pair
KEF KK2 £20.40 each
KEF KK3 £32.00 each



MINIATURE AMPLIFIERS

AMPLIFIERS (carr. etc. 20p).

4-300, 0.3 watt 9 volt £1-75
 194, 1 watt 9 volt £3-10
 304, 3 watt 9 volt £3-95
 355, 3 watt 12 volt £4-10
E1208, 5 watt 12 volt £5-10
 608, 10 watt 24 volt £4-95
 410, 10 watt 28 volt £4-95
E1208, 30 watt 45 volt £9-75
E1210, 2 1/2 + 2 1/2 watts 12 volt £7-75
RES50, 5 watt IC mains operated Amplifier with controls £6-30
SAC14, 7 + 7 watt Stereo with controls £11-75
SAC13, 15 + 15 watt Stereo with controls £14-95
PROJECT 605 KIT £19-95
PROJECT 805 £26-95
SP40-5 2240/Stereo 80/P25 £25-00
SP40-6 2240/Stereo 80/P26 £27-75
SP60 2260/Stereo 80/P28 £30-45



POWER SUPPLIES FOR EVERY PURPOSE


(All cases unless stated chassis)

470C 87/1/9 volt 300 MA (Includes Multi-Adaptor for Tape Recorders, etc.) £25 post 20p
 Car Lighter Voltage Adaptors 300mA (State voltage 8v, 7 1/2v, 9v) £1.95 ea. post 25p
SC202 3/87/1/9 volt 400mA £3.65 carr. 30p
HC244R Stabilised version £4.90 carr. 30p
P500 9 volt 500mA £2-20 post 20p
P11 24 volt 500mA (chassis) £2-90 post 20p
P15 24/28 volt 1 amp (chassis) £2-90 post 20p
P1080 12v 1 amp (chassis) £4-50 post 20p
P1081 45v 0-9 amp (chassis) £7-50 post 20p
P12 41-12 volt 0-4-1 amp £7-15 post 30p
SE101 A 3/8/9/12 volt 1 amp (Stab.) £12-50 post 25p
RP164 8/7/9/12 1 amp (Stab.) £12-95 post 30p



TEST EQUIPMENT MULTIMETERS

(carr. etc. 30p)
IT1-2 20K/V Slimline £5.95
 20K/Volt Slimline deluxe with case £6-75
TLH30D 2K/Volt Robust with case £7-50
U437 AC up to 40kHz £4.95
U4324 20K/Volt with AC £8.00
 current ranges £9.00
AF105 50K/Volt £11.95
U4313 20K/Volt AC current. Steel case £10.50
 Plus Built In transistor tester
U4341 £10.50
 Model 500 30K/Volt £9.95



OTHER EQUIPMENT

SE250B Pocket Signal Injector 2 to carr. 15p
SE300 Pocket Signal Tracer 1-70 carr. 15p
TE15 Grid Dip meter 400kHz-280MHz 15.00 carr. 30p
TE40 AC Millivoltsmeter 1.2mHz-18.95 carr. 35p
TE65 20 Range valve voltmeter 15.95 carr. 40p
TE200 120MHz-500MHz RF Generator 17.95 carr. 40p
TE22D 20Hz-200kHz Audio Generator 18.95 carr. 40p
SE350A Deluxe Signal Tracer 12.50 carr. 20p
SE400 Volt/ohm/R-C sub. j. RF field/RF gen. 14.75 carr. 20p


NEW SINCLAIR PROJECT 80

Stereo Pre-Amplifier £11.95
 Audio Filter Unit £6.95
N40 15 watt Amplifier £5.45
P60 25 watt Amplifier £6.95
P25 Mod. for 1 on 2 Z40 £4-98
P26 Mod. (S Tab) 1 on 2 Z40 £7.98
P28 Mod. (S Tab) 1 on 2 Z60 £7.98
TRANSFORMER FOR P28 £3.95
NEW FM TUNER £11.95
STEREO DECODER £7.45
 All items post paid.



SPECIAL PURCHASES

UHF TV TUNERS CHANNELS 21 TO 64
 Brand new transistorised geared tuners for 625 line Receiver IF output. £2.50 post 20p.



FIBRE OPTICS

0-01 diam. Mono Filament £1.50 per 25 metre reel.
 0-13 diam. 64 Fibres Sheathed. £1.90 per metre.
SPRAYS 15mm. diam. Marea Tails. £9.50


All types offered subject to availability. Price correct at time of proof. E. & O. E. Subject to change without notice. 10% VAT to be added to all orders. Export Supplied.

HENRY'S CATALOGUE

Due to rapid price changes, shortages of paper and raw materials, all prices in the existing catalogues no longer apply. Call or phone for latest prices. A new catalogue will be available for Aug./Sept. 1974.

GARRARD BATTERY TAPE DECK

GARRARD 2 speed 9 volt tape decks. Fitted record/play and oscillator/Eraser heads. Wind and rewind controls. Takes up to 4" spools. Brand new complete with head circuits. £9.50 carr. 30p.



TOP QUALITY SLIDER CONTROLS

80mm stroke high quality controls complete with knobs (post. etc., 15p any quantity).
Singles Log and Lin 5K, 10K, 22K, 50K, 100K, 250K, 500K, 1 Meg, 45p each.
Ganged Log and Lin 10K, 22K, 50K, 100K, 250K, 45p each. (Quantity discounts available.) Complete with knobs.

MARRIOT TAPE HEADS

4 TRACK MONO or 2 TRACK STEREO. '17' High Impedance £2-50. '18' Medium Impedance £2-50. '38' £3.03. R730/E73 2 track mono Record/Eraser. low imp. 75p pair. Erase Heads for '17', '18' and '38' £1.90. '61' 2 track mono Hi Imp. £1-75. '43' Erase Head for '61' 75p. (Post etc., 15p any quantity.)

NEW REVOLUTIONARY SUPER TESTER 680R

The complete testing system
 Volts AC=11 ranges from 2V to 2500V
 Volts DC=13 ranges from 100mV to 2KV
 Amp DC=12 ranges from 500A to 10A
 Amp AC=10 ranges from 2000A to 5A
 Ohms=6 ranges from one tenth of Ohm to 100MΩ
 Reactance=1 range from 0 to 10MΩ
 Capacity=8 ranges from 0 to 500pF and from 0 to 0.5µF and from 0 to 50 000pF
 Frequency=2 ranges from 0 to 500Hz and from 0 to 5000Hz
 Output Voltage=8 ranges 10V to 2500V
 Decibels = 10 ranges from -24dB to 70dB



PRICE £18.50

ACCESSORIES
 Transistor tester 11.00
 Electronic voltmeter 10.00
 Amp clamp 11.95
 Temperature probe 11.95
 Gauss meter 5.95
 Signal injector 5.95
 Phase Sequence 5.95
 EHT Probe 5.95
 Shunts 25/50/100A 4.50 each

EXCLUSIVE DECCA KELLY SPEAKERS

12 watt speaker Tweeter systems. 6in. Bass/Mid/Bass and Melines Domed HF radiator plus crossover £12.50 per pair of systems (carr. pkg. 40p) or built into veneered cabinets, size 18x12x6in. £18.50 pair (carr. etc.)

Electronics Supplies

Specialists in electronics for more than 30 years. Trade and industry supplies—every type of component and equipment.

TRANSISTORS/SEMICONDUCTORS

U.K.'s largest range for every application. Small quantity discounts. Also Trade, Export and industrial enquiries invited. Latest stock list (Ref. No. 17) includes valves on request.

HI-FI TAPE EQUIPMENT



U.K.'s largest range with discount and demonstrations for callers. Latest stock lists on request (Ref. No. 17) Phone 01-402-4738 for Barclay/Access Card Direct orders and latest prices.

Henry's RADIO LIMITED
 EDGWARE ROAD, LONDON W2

404-406 Electronic Components and Equipment 01-402 8381
 309 PA - Disco - Lighting High Power Sound 01-723 6963
 303 Bargains Store (Callers only)
 Home and Car Entertainment Centres London and branches now open
 120 Shaftesbury Avenue, London W1 01-437 9692
 104 Burnt Oak Broadway, Burnt Oak, Edgware 01-952 7402
 190-194 Station Road, Harrow, Middlesex 01-663 7788/9
 354-356 Edgware Road, London W2 01-402 5854/4736

All mail to 303 Edgware Road, London W2 1BW
 All stores open 9 am to 6 pm six days a week
 Hi-Fi - Tape Equipment Discount Stock List Free at all stores

YATES ELECTRONICS (FLITWICK) LTD. DEPT. WW ELSTOW STORAGE DEPOT KEMPSTON HARDWICK BEDFORD

C.W.O PLEASE. POST AND PACKING
PLEASE ADD 10p TO ORDERS UNDER £2.

Catalogue which contains data sheets for most of the
components listed will be sent free on request.
10p stamp appreciated.

CALLERS WELCOME
MON.-SAT. 9 a.m.-5 p.m.
PLEASE ADD 10% V.A.T.

RESISTORS

$\frac{1}{4}$ W Iskra high stability carbon film—very low noise—capless construction. $\frac{1}{4}$ W Mullard CR25 carbon film—very small body size 7.5 x 2.5 mm. $\frac{1}{4}$ W 2% ELECTROSIL TR5.
Power Watts Tolerance Range Values available 1-99 100+
1/4 5% 4.7 Ω -2.2M Ω E24 1p 0-8p
1/2 10% 3.3M Ω -10M Ω E12 1p 0-8p
1 2% 10 Ω -1M Ω E24 3-5p 3p
2 10% 1 Ω -3.9 Ω E12 1p 0-8p
5 5% 4.7 Ω -1M Ω E12 1p 0-8p
10 10% 1 Ω -10 Ω E12 6p 5-5p

Quantity price applies for any selection. Ignore fractions on total order.

DEVELOPMENT PACK

0.5 watt 5% Iskra resistors 5 off each value 4.7 Ω to 1M Ω .
E12 pack 325 resistors £2.40. E24 pack 650 resistors £4.70.

POTENTIOMETERS

Carbon track 5k Ω to 2M Ω , log or linear (log $\frac{1}{2}$ W, lin $\frac{1}{4}$ W).
Single, 12p. Dual gang (stereo), 40p. Single D.P. switch, 24p.

SKELETON PRESET POTENTIOMETERS

Linear: 100, 250, 500 Ω and decades to 5M Ω . Horizontal or vertical P.C. mounting (0-1 matrix).
Sub-miniature 0-1W, 5p each. Miniature 0-25W, 7p each.

TRANSISTORS

AC107	15p	AF126	20p	BF115	25p	OC42	12p	2N3707	12p
AC126	12p	AF139	32p	BF173	20p	OC44	12p	2N3708	10p
AC127	15p	AF178	32p	BF177	28p	OC45	12p	2N3709	11p
AC128	15p	AF180	40p	BF178	32p	OC70	12p	2N3710	11p
AC131	12p	AF181	40p	BF179	32p	OC71	12p	2N3711	11p
AC132	12p	BC107	12p	BF180	32p	OC72	12p	2N3819	32p
AC176	15p	BC108	12p	BF181	32p	OC81	12p	2N4062	12p
AC187	22p	BC109	12p	BF194	14p	OC82D	12p	2N4286	20p
AC188	22p	BC147	12p	BF195	14p	2N2646	60p	2N4289	20p
AD140	50p	BC148	12p	BF197	15p	2N2904	20p	40360	35p
AD149	45p	BC149	12p	BF200	32p	2N2926	10p	40361	35p
AD161	33p	BC157	14p	BF750	20p	2N3054	58p	40362	40p
AD162	36p	BC158	14p	BF751	20p	2N3055	60p	40408	40p
AF114	20p	BC159	14p	BF752	20p	2N3702	13p	ZTX108	15p
AF115	20p	BC187	22p	BU7105	225p	2N3703	12p	ZTX300	15p
AF116	20p	BD131	75p	OC26	45p	2N3704	13p	ZTX302	20p
AF117	20p	BD132	75p	OC28	50p	2N3705	12p	ZTX500	15p
AF118	38p	BD133	75p	OC35	50p	2N3706	11p	ZTX503	20p

ZENER DIODES

400mW 5% 3-3V to 30V, 12p.

WIRE WOUND POTS

3W, 10, 25, 50 Ω and decades to 100k Ω , 35p.

DIODES

RECTIFIER				SIGNAL	
BY127	1250V	1A	12p	OA85	7p
IN4001	50V	1A	7p	OA90	5p
IN4002	100V	1A	8p	OA91	5p
IN4004	400V	1A	8p	OA202	7p
IN4006	800V	1A	10p	IN4148	5p
IN4007	1000V	1A	12p	BA114	8p

BRUSHED ALUMINIUM PANELS

12in x 6in, 25p; 12in x 2 $\frac{1}{2}$ in, 10p; 9in x 2in, 7p

SLIDER POTENTIOMETERS

85mm x 9mm x 16mm, length of track 59mm.
SINGLE 10K, 25K, 100K log, or lin, 40p.
DUAL GANG, 10K + 10K etc. log, or lin, 60p.
KNOB FOR ABOVE, 12p.
FRONT PANEL, 65p.
18 Gauge panel 12in x 4in with slots cut for use with slider pots. Grey or matt black finish complete with fixings for 4 pots.

THYRISTORS

2N5060	50V	0.8A	30p
2N5064	200V	0.8A	47p
106F	50V	4A	40p
106D	400V	4A	65p

TRANSFORMERS

All have 240V Primary			
MT 30/2	0-12-15-20-24-30V	2A	£2.85
MT 50/1	0-19-25-33-40-50V	1A	£1.90
MT 50/1	0-19-25-33-40-50V	1A	£2.55
MT 50/2	0-19-25-33-40-50V	2A	£3.50
MT 60/1	0-24-30-40-48-60V	1A	£2.10
MT 60/1	0-24-30-40-48-60V	1A	£2.80
MT 60/2	0-24-30-40-48-60V	2A	£3.80

HEAT SINKS—REDPOINT

2W 24p 4W 45p TO5 Clip 5p TO1 Single 5p
3W 36p 6W 60p TO18 Clip 5p TO1 Double 8p

METERS £1-90

1 $\frac{1}{2}$ " Scale 500uA, 1mA, 10mA, 100mA.

WAVECHANGE SWITCH 23p

1p-12W, 3p-4W, 2p-6W, 4p-3W.

ROTARY MAINS SWITCH 32p

DP, 2A.

THERMISTORS

VA 1005	15p
VA 1026	15p
VA 1033	15p
VA 10555	15p
VA 10665	15p
VA 1077	15p
R 53	£1-35

LINEAR IC's

709	14 pin DIL	40p
741	8 pin DIL	40p
741	14 pin DIL	38p
723	14 pin DIL	95p
747	14 pin DIL	85p
748	8 pin DIL	45p
DIL Sockets 14 pin and 16 pin		16p

ALUMINIUM BOXES

AB7	2 $\frac{1}{2}$ " x 5 $\frac{1}{2}$ " x 1 $\frac{1}{2}$ "	50p	AB14	7" x 5" x 2 $\frac{1}{2}$ "	84p
AB8	4" x 4" x 1 $\frac{1}{2}$ "	50p	AB15	8" x 6" x 3"	108p
AB9	4" x 2 $\frac{1}{2}$ " x 1 $\frac{1}{2}$ "	50p	AB16	10" x 7" x 3"	122p
AB10	4" x 5 $\frac{1}{2}$ " x 1 $\frac{1}{2}$ "	50p	AB17	10" x 4 $\frac{1}{2}$ " x 3"	108p
AB11	4" x 2 $\frac{1}{2}$ " x 2"	60p	AB18	12" x 5" x 3"	120p
AB12	3" x 2" x 1"	44p	AB19	12" x 8" x 3"	160p

MULLARD POLYESTER CAPACITORS C296 SERIES

400V: 0.001 μ F, 0.0015 μ F, 0.0022 μ F, 0.0033 μ F, 0.0047 μ F, 2 $\frac{1}{2}$ p, 0.006 μ F, 0.01 μ F, 0.015 μ F, 0.022 μ F, 0.033 μ F, 3p, 0.047 μ F, 0.068 μ F, 0.1 μ F, 4p, 0.15 μ F, 6p, 0.22 μ F, 7 $\frac{1}{2}$ p, 0.33 μ F, 11p, 0.47 μ F, 13p.
160V: 0.01 μ F, 0.015 μ F, 0.022 μ F, 0.033 μ F, 0.047 μ F, 0.068 μ F, 3p, 0.1 μ F, 3 $\frac{1}{2}$ p, 0.15 μ F, 4 $\frac{1}{2}$ p, 0.22 μ F, 5p, 0.33 μ F, 6p, 0.47 μ F, 7 $\frac{1}{2}$ p, 0.68 μ F, 11p, 1.0 μ F, 13p.

MULLARD POLYESTER CAPACITORS C280 SERIES

250V P.C. mounting: 0.01 μ F, 0.015 μ F, 0.022 μ F, 3p, 0.033 μ F, 0.047 μ F, 0.06 μ F, 3 $\frac{1}{2}$ p, 0.1 μ F, 4p, 0.15 μ F, 0.22 μ F, 5p, 0.33 μ F, 6 $\frac{1}{2}$ p, 0.47 μ F, 8 $\frac{1}{2}$ p, 0.68 μ F, 11p, 1.0 μ F, 13p, 1.5 μ F, 20p, 2.2 μ F, 24p.

MYLAR FILM CAPACITORS 100V

0.001 μ F, 0.002 μ F, 0.005 μ F, 0.01 μ F, 0.02 μ F, 2 $\frac{1}{2}$ p, 0.04 μ F, 0.05 μ F, 0.068 μ F, 0.1 μ F, 3 $\frac{1}{2}$ p.

CERAMIC DISC CAPACITORS

100pF to 10,000pF, 2p each.

ELECTROLYTIC CAPACITORS—MULLARD O15/6/7

(μ F/v) 1/63, 1.5/63, 2.2/63, 3.3/63, 4.7/63, 6.8/40, 6.8/63, 10/25, 10/63, 15/16, 15/40, 15/63, 22/10, 22/25, 22/63, 33/6-3, 33/16, 33/40, 47/4, 47/10, 47/25, 47/40, 68/6-3, 68/16, 100/4, 100/10, 100/25, 150/6-3, 150/16, 220/6-3, 220/16, 220/4, 220/10, 220/25, 330/10, 470/6-3, 470/16, 470/25, 470/40, 470/10, 680/6-3, 680/16, 1500/6-3, 1500/10, 12p, 470/25, 680/16, 1500/6-3, 13p, 470/40, 680/25, 1000/16, 1500/10, 2200/6-3, 18p, 330/63, 680/40, 1000/25, 1500/16, 2200/10, 3300/6-3, 4700/4, 21p.

SOLID TANTALUM BEAD CAPACITORS

0.1 μ F	35V	2-2 μ F	35V	22 μ F	16V
0.22 μ F	35V	4-7 μ F	35V	33 μ F	10V
0.47 μ F	35V	6-8 μ F	25V	47 μ F	6-3V
1.0 μ F	35V	10 μ F	25V	100 μ F	3V

VEROBOARD

2 $\frac{1}{2}$ x 3 $\frac{1}{2}$	0-1	0-15
2 $\frac{1}{2}$ x 5	22p	16p
3 $\frac{1}{2}$ x 3	24p	24p
3 $\frac{1}{2}$ x 5	24p	24p
3 $\frac{1}{2}$ x 5	27p	27p
17 x 2 $\frac{1}{2}$	75p	57 $\frac{1}{2}$ p
17 x 3 $\frac{1}{2}$	100p	78p
17 x 5 (plain)	—	82p
17 x 3 $\frac{1}{2}$ (plain)	—	60p
17 x 2 $\frac{1}{2}$ (plain)	—	42p
2 $\frac{1}{2}$ x 5 (plain)	—	12p
2 $\frac{1}{2}$ x 3 $\frac{1}{2}$ (plain)	—	11p
Pin insertion tool	52p	52p
Spot face cutter	42p	42p
Pkt. 50 pins	20p	20p

JACK PLUGS AND SOCKETS

Standard screened	18p	2.5mm insulated	8p
Standard insulated	12p	3.5mm insulated	8p
Stereo screened	35p	3.5mm screened	13p
Standard socket	15p	2.5mm socket	8p
Stereo socket	18p	3.5mm socket	8p

D.I.N. PLUGS AND SOCKETS

2 pin, 3 pin, 5 pin 180°, 5 pin 240°, 6 pin
Plug 12p, Socket 8p.
4 way screened cable, 15p/metre.
6 way screened cable, 22p/metre.

BATTERY ELIMINATOR £1-50

9V mains power supply. Same size as PP9 battery.

LARGE (CAN) ELECTROLYTICS

1600 μ F	64V	74p	2500 μ F	64V	80p	4500 μ F	16V	50p
2500 μ F	40V	74p	2800 μ F	100V	£2-60	4500 μ F	25V	£1-68
2500 μ F	50V	58p	3200 μ F	16V	50p	5000 μ F	50V	£1-10

HIGH VOLTAGE TUBULAR CAPACITORS—1,000 VOLT

0.01 μ F	10p	0.047 μ F	13p	0.22 μ F	20p
0.022 μ F	12p	0.1 μ F	13p	0.47 μ F	22p

POLYSTYRENE CAPACITORS 160V 2 $\frac{1}{2}$ %

10pF to 1,000pF E12 Series Values, 4p each.

SMOKE AND COMBUSTIBLE GAS DETECTOR—GDI

The GDI is the world's first semiconductor that can convert a concentration of gas or smoke into an electrical signal. The sensor decreases its electrical resistance when it absorbs deoxidizing or combustible gases such as hydrogen, carbon monoxide, methane, propane, alcohol, North Sea gas, as well as carbon-dust containing air or smoke. This decrease is usually large enough to be utilized without amplification. Full details and circuits are supplied with each detector.
Detector GDI, £2. Kit of parts for detectors including GDI and P.C. board but excluding case. Mains operated detector £5-20. 12 or 24V battery operated audible alarm £7-30. As above for PP9 battery, £6-40.

PRINTED BOARD MARKER

97p
Draw the planned circuit on to a copper laminate board with the P.C. Pen, allow to dry, and immerse the board in the etchant. On removal the circuit remains in high relief.

TRANSISTORS & DIODES

2N1547	75p	AC128	20p	OAS	20p
2N1545	50p	AF118	25p	OAI0	25p
2N1542	50p	AF116	25p	RAS508AF	50p
2N1557	50p	AF117	25p	800PIV	50p
2N1909	£6.00	OC35	40p	RAS310AF 1000V A.V.	
2N3054	40p	OC42	40p	1.5a 2 for 80p	
2N3055	48p	OC71	12p	STC Wire ended 400PIV	
2N985	£1-08	CV7006/OC72	20p	1a 4 for 50p	
2N1046	£4-50	OC75	25p	IN3193	13p
2N6322	50p	OC77	45p	IN3194	14p
2N4427	52p	OC83	25p	IN3255	20p
2N3375	£3.46	2N356/OC139	25p		
AC126	20p	Get110	20p		
AC127	25p	2G106/2N711B	43p		

RCA PHOTOMULTIPLIER C310058 Bridge Rectifiers
 Checked and tested... £37.50 1B40K05 50v 4a... 98p

RECTIFIER STACKS SWITCHES
 GE541B1P2... £6.88 Edwards High Vacuum "Speedivac" model
 GE541B1P1... £3.50 V5K1B range 25-760 torr contact ratings
 GE541D2P1... £3.80 V5K1B range 4-2 cu. cm. max. working
 GE541NB1P1F... £6.00 pressure 15lb/sq. in. gauge net weight
 GE541HF3F... £6.00 17 ozs.
 SX751N1B1P1F... £6.00 Belling Delay hand reset L415... £1-10
 Stackpole min. rocker 125v. 10a. 250v... 20p

INTEGRATED CIRCUITS
 MC3544... £1-10
 MC353G... £2.00
 MC358AG... £5.00
 MC365G... £8.00
 CA3020... 93p
 CA3021... £1-15
 CA3028A... 97p
 CA3038A... £2-14
 CA3055... £1-24
 CA3085... 78p
 CD4035AE... £1.91
 CD4017AE... £3.86
 CD4047AD... £3.86

DIGITAL COUNTERS
 Veador Root Mech. Reset 4 dig... 80p
 Hangöler Reset 6 dig. 110v. Type 400 mounted on Paxolin panel complete with 2 rectifiers CCL suppressor... £6-50

STABILIZED POWER SUPPLIES
 Advance PM47 0-15v... £18.50

RELAYS
 Verley Min. 700Ω 12v... 50p
 Siemens Min. 12/15v... 50p
 Magnetic Oev. Type 598E... £2-00
 BR Type M51 240v. 598E... 65p

KEYBOARDS
 ICT Numerical... £3.50
 ICL Alpha Veilfer (PN7035130) carr. 35p
 ICL Alpha Veilfer (PN7035130) carr. £27-80
 ICL Alpha Veilfer (PN7035130) carr. £1-00

ELECTROACOUSTIC UNIT
 6 watt (peak) Amplifier 240v. AC. with inputs for Radio, Tape Recorder, freq. response 80-12,500Hz, bass and treble controls. 2 speakers. Dimensions 265 x 235 x 580 mm. Net weight 10kg. Ideal for education seminars etc. £12.00 incl. carr.

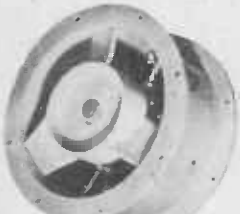
CONNECTORS
 McMurdo Red Range. Plug RP24... 56p
 McMurdo Red Range. SKT RS32... 90p
 Eng. Elect. Edge. 36 way 0-2 inch... £1.00
 Sylvania Edge. 48 way 0-2 inch... pair £1-40
 Ultra Gold-plated Contacts. 0-1 inch Type 10M 54631263C 38 way... pair £2.00
 20 way... pair £1.60

DIGITAL MAGNETIC HEADS P.O.A.
 210028 RCA... 9 TRACK 303462 RCA... 7 TRACK
 259019 RCA... 7 TRACK 1215872 TYPE 1301... 7 TRACK
 257124 RCA... 8 TRACK 5007821 POTTER... 7 TRACK
 282812 RCA... 8 TRACK 19487 EPSYLON... 8 TRACK
 303489 RCA... 7 TRACK 78815/948 BURROUGHES 9 TRACK
 73327 RCA... 7 TRACK 652623 DRI 12/101... 12 TRACK
 303464 RCA... 7 TRACK L651922 DRI FR3000... 16 TRACK

CAPACITORS
 Daily Electrolytic 9000 uf 40v. 50p; Wego paper 4uf 400v 60p; Dubiller Metallised Paper Type 426 100uf 150v. DC 50p; R.I.C. type 1297 1.8uf 440v. AC 35p. TCC Visconol 0-1uf 1500v. DC 50p.

MOTORS
 GEC fractional 1/12 hp 230/250v 1ph 50c 2850rpm... £3-50 carr. 67p
 E.E. 1/8hp 230v. 50c 1ph 50c. 1443rpm complete with cap 80/100uf 275v... £13-00
 carr. £1-00
 3 phase 2HP motor 60/50c.. 1800/1500 RPM, 208/220/440v... £21.60
 incl. Carriage

FANS. CENTRIFUGAL BLOWERS
 Airmax Type M1/Y3954 (3 blades) Cast Aluminium alloy impeller & casing (corresponds to current type 3965 7 1/2") 230v. 1ph 50c 2900rpm Class "A" insulation 425cfm free air weight 9 3/4lbs. incl. p.p. £21-00.
 Woods Aerofoil short casing type "S" 2700rpm 220/250v 1ph 50c 6" plastic impeller incl. p.p. £11-50.
 Woods Aerofoil Code 7.5 280K 200/250v. 1-0a 1ph 50c 2700rpm 7 1/2" impeller 14 blades incl. p.p. £13-50.



**Service Electric Hi-Velocity Fans, suitable for Gas combustion Systems. Steam exhausting, Pneumatic conveying, Cooling Electronic equipment, Air blast for Oil burners, Secomak Model 365 (corresponds to 575) Airblast Fan, 440v 3ph 50c 0-75hp 2850rpm. continuous 160cfm 12 in. w.g. net weight 44lb. price incl. carr. £41.00. Secomak model 350 250v 1ph 50c 0-166hp, 2800 rpm continuous 50cfm 2 in. w.g. net weight 34lbs. price incl. carr. £26.00.
 Air Controls type VBL4 200/250v 1ph 50c. 110cfm free air weight 7 1/2lbs price incl. p.p. £14-50.
 Type VBL5 200/250v 1ph 50c. 172 cfm free air. Weight 10 1/2lbs. price incl. p.p. £18-50.
 William Allday Alcota Two Stage Vacuum Pump Model H5POB 8hp up to 29 in. mercury rpm 1420. E.E. 3 phase induction, motor 1/8hp cont. 220/250v. 380/440v. £21-00 incl. carr.
 Gast MFG. Vacuum pump 0522-P702-R26X. Motor 110/120v. A.C. 1 ph. 60c 1725 rpm. Class E. 100cfm to 10in Mercury in 2 mins maintains vacuum. 635mm Mercury. Or as compressor 10psi int. or 15 psi cont. £28-00 incl. carr.**



Where p.p. not advised add 10p per £ handling and post (in UK). Cash with order. Personal callers welcome. Open Mon.-Wed. 9.30-5.00 Fri.-Sat. 9.30-5.00. Free Car Park adj. PRICES SHOWN ARE EXCLUSIVE OF V.A.T.


W. & B. MACFARLANE
 126 UXBRIDGE ROAD, MANWELL, LONDON W7 3SL

WW-108 FOR FURTHER DETAILS

TRANSFORMERS

SAFETY MAINS ISOLATING TRANSFORMERS
 Pri 120/240V Sec 120/240V Centre Tapped & Screened

Ref. No.	VA (Watts)	Weight lb oz	Size cm.	£	P & P
149	60	3 12	7-0X 7-0X 6-0	2.32	0
150	100	5 8	9-9X 9-9X 8-6	3.45	36
151	200	8 0	12-1X 9-3X10-2	6.43	52
152	250	13 12	18-3X11-8X10-2	8.41	87
153	350	18 0	14-0X10-8X11-8	11.26	82
154	500	19 8	14-0X13-4X11-8	16.25	*
155	750	29 0	17-2X14-0X14-0	22.10	*
156	1000	38 0	17-2X16-8X14-0	28.87	*
158	2000	60 0	21-8X18-3X18-1	49.25	*
159	3000	65 0	23-8X17-8X18-7	76.53	*
160	6000	78 0	35-0X20-4X20-3	125.69	*



AUTO TRANSFORMERS

Ref. No.	VA (Watts)	Weight lb oz	Size cm.	Auto Taps	£	P & P
113	20	1 0	5-8X 5-1X 4-5	0-115-210-240	1.22	22
64	75	2 4	7-0X 6-7X 5-1	0-121-210-240	2.40	35
4	150	3 4	8-9X 7-7X 7-7	0-115-200-220-240	2.89	38
56	300	6 4	9-9X 9-6X 8-6	"	5.83	52
67	500	12 8	12-1X11-2X10-2	"	8.36	67
84	1000	18 8	14-0X13-4X14-3	"	15.19	82
93	1500	30 4	14-0X15-8X14-3	"	21.99	87
95	2000	32 0	17-2X16-8X14-0	"	28.70	*
73	3000	40 0	21-8X13-4X18-1	"	39.17	*

CASED AUTO TRANSFORMERS
 115V 500VA cased transformer, with mains lead and two 115V outlet sockets, £9.48. P & P 67p. A 20 Watt version, £2.92. P & P 22p.

LOW VOLTAGE TRANSFORMERS
 PRIMARY 200-250 VOLTS (2 AND/OR 24 VOLT RANGE)

Ref. No.	Amprs.	Weight lb oz	Size cm.	Secondary Windings	£	P & P
111	0-8 0-25	5	4-8X 2-8X 3-5	0-18V at 0.25A X2	1.22	22
213	1-0 0-5	1 4	5-1X 3-3X 4-8	0-12V at 0.5A X2	1.44	22
71	2 1	1 12	7-0X 6-4X 5-1	0-12V at 1A X2	1.90	22
18	4 2	2 12	8-3X 7-7X 7-0	0-12V at 2A X2	2.68	38
70	6 3	3 8	8-9X 8-0X 7-7	0-12V at 3A X2	3.20	42
108	8 4	4 8	9-9X 8-3X 8-6	0-12V at 4A X2	3.80	52
72	10 5	6 4	9-9X 9-6X 8-6	0-12V at 5A X2	4.25	52
116	12 6	6 12	9-9X10-2X8-6	0-12V at 5A X2	5.10	52
17	16 8	8 12	12-1X 9-9X10-2	0-12V at 8A X2	6.56	52
115	20 10	18 8	14-0X 9-8X11-8	0-12V at 10A X2	8.36	67
187	30 15	15 8	14-0X12-1X11-8	0-12V at 15A X2	15.40	82
226	60 30	32 0	17-2X15-3X14-0	0-12V at 30A X2	28.44	*

30 VOLT RANGE

Ref. No.	Amprs.	Weight lb oz	Size cm.	Secondary Taps	£	P & P
112	0-5	1 4	6-1X 5-8X 4-8	0-12-15-20-24-30V	1.42	22
79	1-0	2 4	7-0X 6-7X 6-1	"	1.92	38
3	3 0	4 8	8-9X 7-7X 7-7	"	3.44	38
21	4-0	6 4	9-9X 8-3X 8-6	"	3.58	42
51	5-0	6 4	9-9X 9-6X 8-6	"	4.25	52
117	6-0	6 12	12-1X 8-6X10-2	"	5.30	52
117	8-0	8 0	12-1X 9-3X10-2	"	8.31	67
86	10 0	12 0	12-1X11-8X10-2	"	11.67	67
89	10 0	13 12	14-0X10-2X11-8	"	10.33	67

50 VOLT RANGE

Ref. No.	Amprs.	Weight lb oz	Size cm.	Secondary Taps	£	P & P
102	0-5	1 12	7-0X 6-4X 6-1	0-19-25-33-40-50V	1.90	30
103	1-0	2 0	8-3X 7-7X 7-0	"	2.43	38
104	2-0	5 8	9-9X 8-9X 8-6	"	3.87	42
105	3-0	6 12	9-9X10-2X 8-6	"	5.26	52
106	4-0	10 0	12-1X10-8X10-2	"	6.99	52
107	6-0	12 0	14-0X10-2X11-8	"	10.35	67
118	8-0	18 0	14-0X12-1X11-8	"	13.50	82
119	10-0	25 0	17-2X12-7X14-0	"	18.93	*

60 VOLT RANGE

Ref. No.	Amprs.	Weight lb oz	Size cm.	Secondary Taps	£	P & P
124	0-5	2 4	7-0X 6-7X 6-1	0-24-30-40-48-60V	1.93	38
125	1-0	3 4	8-9X 7-7X 7-7	"	2.70	35
127	2-0	5 4	9-9X 8-6X 8-6	"	4.25	42
125	3-0	8 12	12-1X 9-9X10-2	"	6.46	52
123	4-0	13 12	12-1X11-8X10-2	"	8.36	67
40	5-0	12 00	14-0X10-2X11-8	"	9.85	67
120	6-0	15 8	14-0X12-1X11-8	"	12.41	82
121	8-0	25 00	14-0X14-7X11-8	"	15.85	*
122	10 0	25 0	17-2X12-7X14-0	"	20.09	*
189	12-0	29 00	17-2X14-0X14-0	"	22.49	*

MINIATURE TRANSFORMERS WITH SCREENS

Ref. No.	MA	Weight lb oz	Size cm.	VOLTS	£	P & P
238	200	2	2-8X2-8X2-0	3-0-3	1.31	10
212	1A 1A	1 4	3-1X3-8X4-8	0-8 0-5	1.52	22
113	100	4	3-8X2-8X2-9	9-0-9	1.12	10
235	330, 330	4	4-8X2-9X3-5	0-9 0-9	1.52	10
207	500, 500	1 00	6-1X5-4X4-8	0-8-9, 0-8-9	2.93	22
208	1A, 1A	1 12	7-0X6-4X6-1	0-8-3, 0-8-9	2.73	30
236	200, 200	4	4-8X2-9X3-5	0-15, 0-15	1.52	10
214	300, 300	1 4	4-8X3-8X4-8	0-20, 0-20	1.69	22
221	700 (D.C.)	1 8	7-0X6-1X6-1	20-15-0-12-20	1.61	30
206	1A, 1A	2 12	8-3X7-7X7-0	0-15-20, 0-15-20	3.08	38
203	500, 500	2 4	8-3X7-0X7-0	0-15-27, 0-15-27	2.82	38
204	1A, 1A	3 4	8-9X7-7X7-7	0-15-27, 0-15-27	2.86	38

BATTERY CHARGER TYPES

Ref. No.	Amprs.	Weight lb oz	Size cm.	Secondary 2V, 6V, 12V	£	P & P
45	1-5	1 8	7-0X 6-1X 6-1		1.81	30
5	4-0	3 4	8-9X 7-7X 7-7		2.93	42
86	6-0	6 4	9-9X 9-6X 8-6		4.40	52
146	8-0	6 12	9-9X10-2X 8-6		5.82	52
50	12-5	12 0	14-0X10-2X11-8		7.93	67

*Carriage via B.R.S.

Also stocked: SEMICONDUCTORS • VALVES
 AVOMETERS • ELECTROSIL RESISTORS

PLEASE ADD 10% FOR V.A.T. including P. & P.

BARRIE electronics
 3, THE MINORIES, LONDON EC3N 1BJ
 TELEPHONE: 01-488 3316/8
 NEAREST TUBE STATIONS. ALDGATE & LIVERPOOL ST.

WW-109 FOR FURTHER DETAILS</

G. T. ELECTRONICS

267 ACTON LANE, LONDON
W4 5DG 01-994 6275

MAIL ORDER DEPT./REGISTERED OFFICE/COMPONENT COUNTER

semiconductors

AC107	35p	BCY33	45p	MJE370	75p	OC77	40p	ZTX504	50p	2N2907	30p
AC125	25p	BCY34	45p	MJE371	80p	OC81	25p	ZTX531	30p	2N2926G	15p
AC128	25p	BCY38	60p	MJE520	60p	OC83	25p	ZTX550	30p	2N3063	25p
AC127	25p	BCY39	65p	MJE521	75p	OC84	25p	1N914	8p	2N3054	60p
AC128	25p	BCY55	£1.20	MJE2955	£1.95	OC139	40p	1N918	8p	2N3055	65p
AC176	25p	BCY70	22p	MJE3055	85p	OC140	25p	1N4001	7p	2N3232	70p
AC187	25p	BCY71	20p	MM1813	43p	OC170	25p	1N4002	8p	2N3340	60p
AC188	30p	BCY72	20p	MM1712	60p	OC171	25p	1N4003	8p	2N3702	14p
AD130	55p	BD121	75p	MFP102	45p	OC200	50p	1N4004	10p	2N3703	12p
AD149	65p	BD123	75p	MFP103	45p	OC201	60p	1N4005	12p	2N3704	12p
AD181	44p	BD184	75p	(2N5457)	35p	OC202	75p	1N4006	15p	2N3705	12p
AD162	44p	BD131	75p	MFP104	45p	OC205	80p	1N4007	14p	2N3706	12p
AF114	25p	BD132	75p	(2N5458)	40p	TIP29A	50p	1N4148	30p	2N3708	12p
AF115	25p	BD153	75p	MFP105	45p	TIP30A	60p	2N696	30p	2N3709	12p
AF116	25p	BD156	75p	(2N5459)	40p	TIP31A	65p	2N697	25p	2N3710	14p
AF117	25p	BDY11	£1.40	NKT135	35p	TIP32A	75p	2N698	25p	2N3771	£2.00
AF118	50p	BF152	20p	NKT222	25p	TIP33A	£1.05	2N708	12p	2N3772	£3.00
AF172	30p	BF194	14p	NKT401	75p	TIP34A	£1.55	2N709A	15p	2N3773	£3.40
BA102	30p	BF196	15p	NKT404	80p	TIP35A	£3.35	2N708	15p	2N3819	35p
BA112	80p	BF196	15p	NKT773	25p	TIP36A	£3.65	2N930	20p	2N3820	55p
BA114	16p	BFX29	30p	NKT774	25p	TIP41A	75p	2N1132	25p	2N3866	85p
BC107	14p	BFX84	30p	OA5	25p	TIP42A	95p	2N1302	20p	2N3905	22p
BC108	14p	BFX85	30p	DA47	10p	TIP29B	60p	2N1303	20p	2N4058	12p
BC109	14p	BFX87	30p	DA70	12p	TIP30B	70p	2N1304	25p	2N4059	12p
BC109C	16p	BFX87	30p	DA81	10p	TIP31B	75p	2N1305	25p	2N4060	12p
BC147	12p	BFX88	30p	DA81	10p	TIP32B	85p	2N1306	25p	2N4061	14p
BC148	12p	BFY44	50p	OA90	10p	TIP33B	£1.20	2N1307	35p	2N4061	14p
BC149	12p	BFY50	25p	OA91	10p	TIP34B	£1.75	2N1308	35p	2N4126	17p
BC157	14p	BFY51	25p	OA200	10p	TIP35B	£2.90	2N1309	35p	2N4286	15p
BC158	14p	BFY52	25p	OA202	10p	TIP36B	£3.80	2N1613	25p	2N4287	55p
BC159	14p	BFY53	25p	OA210	35p	TIP29C	75p	2N1711	25p	2N4288	15p
BC169C	15p	BFY90	60p	OA211	35p	TIP30C	85p	2N2190	35p	2N4288	15p
BC182	13p	BSW63	60p	OC35	80p	TIP31C	90p	2N2217	25p	2N4289	15p
BC183	13p	BSW68	75p	OC19	85p	TIP32C	£1.10	2N2218	30p	2N4290	15p
BC184	13p	BSY65A	12p	OC22	55p	TIP33C	£1.35	2N2219	35p	2N4444	£1.90
BC212	15p	BY127	20p	OC26	85p	TIP34C	£2.00	2N2222	25p	2N4471	96p
BC213	15p	BY164	60p	OC28	85p	TIP35C	£3.25	2N2224	25p	2N5191	£1.10
BC214	15p	IS103	15p	D C35	80p	TIP36C	£4.25	2N2398	30p	2N5194	£1.10
BC238	14p	MJ340	50p	OC44	28p	TIS50	40p	2N2646	50p	40361	50p
BC239	14p	MJ481	95p	OC45	20p	ZTX107	15p	2N2846	£1.50	40360	50p
BCY30	40p	MJ2801	£1.20	OC71	17p	ZTX100	15p	2N2904	30p	40361	50p
BCY31	50p	MJ2901	£2.28	OC75	25p	ZTX500	16p	2N2905	45p	40362	55p
BCY32	55p	MJ340	50p	OC76	25p	ZTX501	20p	2N2906	25p	40362	55p

WAREHOUSE
20-24 BEAUMONT ROAD, W.4.
SURPLUS COMPONENTS, TEST EQUIPMENT, etc., etc.
THOUSANDS OF BARGAINS

Test Equipment ★ Oscilloscopes ★ Signal Generators ★ Counters
Cabinets ★ Bridges ★ Meters ★ Transmitters ★ Receivers ★ Power
Supplies ★ Laboratory Equipment ★ Galvanometers ★ Audio
Equipment ★ Video Equipment ★ Meters ★ Battery Chargers
Motors ★ Etc. ★ Etc.

20 TONS OF ELECTRONIC EQUIPMENT

Resistors ★ Relays ★ Capacitors ★ Switches ★ Transformers
Meters ★ Potentiometers ★ Component Panels ★ Semiconductors
Cable ★ Values ★ Etc. ★ Etc. ★ Etc.

Regret no lists available. Personal callers only. Cash and Carry only.

AUDIO ACCESSORY SHOP
17 TURNHAM GREEN TERRACE,
CHISWICK, W.4

VALVE AMPLIFIERS

5 Watt.....	£12.50	50 Watt.....	£36.25
15 Watt.....	£24.50	150 Watt.....	£75.90
30 Watt.....	£29.50	500 Watt.....	£124.50

TRANSISTOR AMPLIFIERS

FAL Phase 50W..... £39.93 | FAL Phase 100W..... £69.95

FAL Diaco Mk. 2..... £82.99 | FAL Power Diaco..... £123.75
(with 70W. r.m.a. Amp.)

DISCO CONSOLES

HEAVY DUTY LOUDSPEAKERS

DISCO LIGHTING

Sound-Light Modula.....	£7.90
3 Channel Sound-Light.....	£22.50
Oil Wheel 8 In. dia.....	£5.25
Suitable 4 rpm Motor.....	£1.83
Strobe 4 Joule.....	£25.90
Single Flash Box.....	£7.50
(100W. Red. Blue. Grn. Yel.)	
Triple Flash Box.....	£16.25
150W Projector plus Wheel.....	£25

★ SPECIAL OFFER PRICE ★

Decca 8in 10 watt Hi-Fi speaker, plus matching tweeter £7.50 complete £1.21

Suitable 2 way Xover..... £1.21

DIGITAL INTEGRATED CIRCUITS

SN7400	28p	SN7412	42p	SN7433	70p	SN7451	25p	SN74104	£1.45	SN74166	£4.00
SN7401	30p	SN7413	60p	SN7437	70p	SN7454	28p	SN74105	£1.45	SN74167	£6.25
SN7402	28p	SN7416	60p	SN7438	65p	SN7456	45p	SN74107	50p	SN74170	£4.10
SN7403	28p	SN7417	60p	SN7440	35p	SN7490	75p	SN74110	80p	SN74174	£2.00
SN7404	40p	SN7420	20p	SN7441	75p	SN7491	75p	SN74111	£1.00	SN74175	£1.35
SN7405	40p	SN7422	40p	SN7442	70p	SN7492	75p	SN74112	£1.00	SN74176	£1.00
SN7406	40p	SN7423	52p	SN7443	£1.05	SN7493	75p	SN74113	£1.25	SN74177	£1.00
SN7407	55p	SN7425	48p	SN7445	£2.00	SN7494	80p	SN74114	£1.00	SN74180	£1.55
SN7408	55p	SN7427	48p	SN7446	£2.00	SN7495	80p	SN74115	£2.70	SN74181	£7.00
SN7409	45p	SN7428	50p	SN7447	£1.75	SN7496	85p	SN74116	£1.50	SN74182	£2.00
SN7410	28p	SN7430	30p	SN7448	£2.00	SN7497	40p	SN74117	£3.35	SN74184	£2.45
SN7411	28p	SN7432	40p	SN7450	25p	SN74100	£2.50	SN74118	£1.10	SN74185	£2.40

S.C.R.

CRS1105	40p
CRS1110	50p
CRS1120	60p
CRS1140	65p
CRS1160	80p
CRS1310	80p
CRS1320	82p
CRS1340	90p
CRS17400	£1.00
CRS18100	85p
CRS161600	90p
CRS16200	£1.00
C106B	45p
C106D	70p
40669	90p
TIC44	35p
2N4444	£1.90

TRIACS

TXL225B 8A 400V.....	90p
SC40D.....	£1.40
SC40E.....	£1.85
SC45D.....	£1.70
SC45E.....	£2.18
SC49E.....	£2.42
SC50E.....	£2.70
DIAC.....	25p

3A 200V Rec. Diode..... 25p

LOW COST OSCILLOSCOPES

Cossor	Solartron
1035. D.B.	CD643.1.
1049 M.L. 3A. D.B.	CD7115.2.
1049 M.L. 4. D.B.	EMI WA2.
Solartron	WA3B.
ADS57.	WA7.
CD513.2.	WMS.
CD523 S.2.	WM16.
CD643.	W418.
	WM26.

All prices and details on application, phone 01-994 6275. Inspection welcome—call at warehouse.

BRIDGE RECTIFIERS

W02 1A, 200V.....	34p
BY164 1.4A, 200V.....	37p
MDA322 6A, 100V.....	80p

ZENER DIODES

BZY88 series 400mW.	
3.3-33V, 5%.....	15p
1.5 Watt range.....	25p
10 Watt range.....	48p

L.E.D.

TIL209.....	28p
HP5082.....	28p
MA2082R.....	25p

L.D.R.

ORP 12..... 40p

LINEAR OP. AMPS

LM309K 5V, 1A. Voltage Reg.....	£2-10
LM723C 2-37V, 150mA Voltage Reg.....	£1.05
MFC4000 250mW Audio.....	60p
TBA3005 5 Watt Audio.....	£1.50
109C Op. Amp D.I.L. (T099) 741C Op. Amp 3/14 D.I.L. (T099).....	55p
748C Op. Amp D.I.L.....	75p
747C Dual Op. Amp.....	£1.20
ZN414 Radio I.C.....	£1.25
TAD100 Radio I.C. Inc. Filter.....	£1.90
CA3014.....	£1.55
CA3018.....	£1.00
CA3028.....	£1.20
CA3036.....	£1.00
CA3048.....	85p
CA3048.....	£2.35
CA3075.....	£1.60
CA3090Q.....	£4.95
MC1303L.....	£2.20

V.A.T.

Unless otherwise stated all prices are EXCLUSIVE OF V.A.T. Please add 10% to all orders. Carriage: orders under £5 + 20p. Over £5 post free.

TEAK VENEERED SPEAKER CABINETS

For 8x8in. Speaker	Size 7 1/2 x 11 x 5 1/2	£3.50
Bin. + Tweeter	9 1/2 x 13 x 5 1/2	£5.00
13x8in.	10 1/2 x 17 x 8	£5.75
13x8in. + Tweeter	12 x 18 1/2 x 8	£7.50
12in x Tweeter	15 1/2 x 18 x 8	£9.00

ALSO: Audio Connecting Leads, Tape, Cassettes, Stereo Systems, Mixers, Mic. Stands, Speaker Cloth, Turntables, Plythens, Covers, etc.

RXINE COVERED SPEAKER CABINETS

Suitable for P.A. or DISCO use; takes 12in. speaker unit. Size approx. 18x18x8 in. £8.00.

SPEAKER CLOTH

Available in Black or Green; Approx. width 54in. £1.75 yd.

HEADPHONES

Type H-202 Features: Mono/stereo switch, Volume controls on each channel. Freq. response: 20-20,000Hz. Impedance 4-16 ohms. £4.50.

ELECTRONIC COMPONENTS BARGAIN COMPONENT PACKS

Pack No.

SGS EA1000

- 100 Carbon resistors. 1/2, 1, 2 watt.
- 100 Electrolytic Condensers.
- 250 Ceramic. Polystyrene, Silver mica, etc. Condensers.
- 250 Polyester, Polycarbonate, Paper, etc. Condensers.
- 25 Potentiometers, assorted.
- 250 High-stab. 1%, 2%, 5% resistors.
- 750 Assorted Tagstrips.
- 8 1lb Assorted nuts, bolts, washers, spacers, etc.
- 25 Assorted switches, rotary, lever, micro, toggle, etc.
- 10 50 Preset Potentiometers.
- 13 30 Unmarked OC71 Transistors.
- 14 25 Unmarked 250mW. Zener Diode. 4-7V, 5-1V, 6-2V, 7-5V, 9-1V, 10V. Measured and tested. Please state voltages required.
- 15 50 G.E. Diode OA47 Equiv.

ALL COMPONENTS NEW AND UNUSED
£1 + 25p p.p. per pack, £5 for 5 packs p/free.

★★SPECIAL OFFERS★★

MINIATURE MAINS TRANSFORMER. PRI. 240V. SEC. 12V. 100mA. Manuf.: Hinchey. Size: 36 x 45 x 40mm. F.C. 53mm.

Price: 1-85p. 100-60p. ea. 1000-50p. ea. 10,000-40p. ea.

3 CORE PVC INSULATED MAINS CABLE GREY ML6650. 3 x 7/0.2mm. Price: 100m.-£4.50 1000m.-£35 10,000m.-£330


0.47mfd. 50V. MYLAR FILM CAPACITOR Size: 1 1/2 x 0.35in x 0.65in P.C. Mount.

Price: 100-48p. ea. 1,000-5p. ea. 10,000-4-3p. ea.

POWER SUPPLY. 12V. 8.5A. Stabilised Power Supply. Contains 18 5V. 8.5A. sec. Transformer, 4x4000µF 25V. Multilayer capacitors, 2x2N3085 on 2 Redpoint heatinks, 12A, 120V. Bridge rectifier, stabilised d.c.b. circuit diagram. The parts alone are worth the asking price of £13 each inc. carriage.

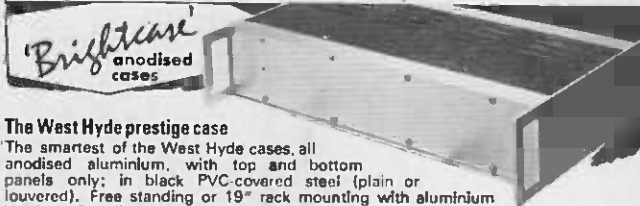
240V. A.C. SOLENOID. Reversible operation; twin coil. Size: approx. 2 1/2 x 1 1/2 x 1 1/2in. 90p each.

A smart miniature case in tough, rigid, high-gloss black ABS. Front panels in either aluminium or white PVC/Steel. Built-in slots for PC cards, dividers, or screens. Chassis or PC boards can be supported on "P" clips for internal pillars. Excellent as encapsulation boxes.



M2 65mm x 100mm x 50mm 2 1/4" x 3 3/4" x 2"
 M3 100mm x 130mm x 50mm 3 3/4" x 5 1/4" x 2"
 Prices include P. & P. and VAT.
 Also available less panel and screws.

One off 10 off
 47p 40p
 63p 55p
 Less for quantities.
 Min. order £1.



The West Hyde prestige case

The smartest of the West Hyde cases, all anodised aluminium, with top and bottom panels only; in black PVC-covered steel (plain or lowered). Free standing or 19" rack mounting with aluminium brackets. Supplied ex-stock, fully assembled, with SS Pozidrive screws.

BC21 (3 1/2" whole rack)	£13.46	1 off Pr. brackets 88p	Extra for louvers 81p
BC22 (3 1/2" half rack)	£10.90	88p	81p
BC31 (5 1/2" whole rack)	£15.53	£1.24	81p
BC32 (5 1/2" half rack)	£12.79	£1.24	81p

Prices include panels, feet, P. & P. and VAT. State whether 1/2 or full panels required.



AMTRON METAL CABINETS GIVE EXTRA VENTILATION

Ideal for Stabilised Power Supply Units. A lightweight case with perforated sides and top. The front panel is of heavy-gauge anodised aluminium. The top, bottom, sides and back interlock, secured by four screws. The front frame is a clever moulding holding the panels, allowing for four hidden fixings for a chassis if required (not supplied). Integrally moulded front feet also form the mounting for the tilt support which is standard with this matt blue painted case.

Height	Length	Depth	Code	1 off, incl. feet tilt, VAT and P. & P.
120mm	284mm	138mm	00/3009-00	£8.40
120mm	224mm	138mm	00/3009-10	£5.61
120mm	284mm	188mm	00/3009-20	£7.07

Less for quantity.



A cleverly designed protected polycarbonate enclosure: weatherproof, hoseproof and damp and dust protecting. Its high impact strength will withstand rough handling. The seven sizes can interconnect and any case will extend vertically or horizontally or both, while maintaining full protection. Send for new catalogue.

Encase includes chassis, retaining screws, cover, gasket and cover-retaining screws; also includes P. & P. and VAT. Many extras available, incl. hinges, etc.


ENA	7 1/2" x 7 1/2" x 5"	£4.15
ENB	11" x 7 1/2" x 5"	£5.32
ENC	15" x 7 1/2" x 5"	£7.07
END	11" x 11" x 5"	£7.22
ENE	15" x 11" x 5"	£9.24
ENF	22" x 11" x 5"	£12.77
ENG	22" x 15" x 7"	£17.66



The design of these cases permits the instrument to be built or serviced within their external panels. 48 shapes. Low cost. Blue PVC/steel with white PVC-coated aluminium panels.

Width	Height	Depth	1 off	Width	Height	Depth	1 off
A 4.5"	3"	6.5"	£3.17	M 4.5"	3"	13"	£3.91
B 4.5"	7"	6.5"	£3.91	N 4.5"	7"	13"	£4.79
C 4.5"	10"	6.5"	£4.32	O 4.5"	10"	13"	£6.07
D 9"	3"	6.5"	£4.32	P 9"	3"	13"	£4.79
E 9"	7"	6.5"	£4.79	Q 9"	7"	13"	£6.07
F 9"	10"	6.5"	£5.52	R 9"	10"	13"	£7.39
G 13"	3"	6.5"	£4.79	S 13"	3"	13"	£6.07
H 13"	7"	6.5"	£5.52	T 13"	7"	13"	£7.39
I 13"	10"	6.5"	£6.07	U 13"	10"	13"	£8.95
J 18"	3"	6.5"	£5.52	V 18"	3"	13"	£7.39
K 18"	7"	6.5"	£7.39	W 18"	7"	13"	£8.95
L 18"	10"	6.5"	£8.95	X 18"	10"	13"	£10.70

Woodgrain: D @ £4.79, E & G @ £5.52, H @ £6.07.
 Prices include screws, rubber feet, one or two chassis according to size, and P. & P. and VAT



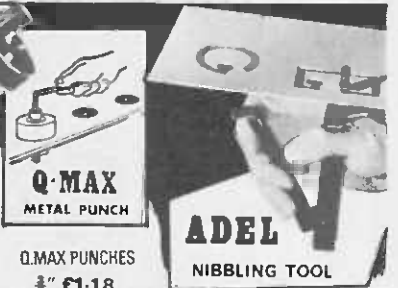
Contil Mod-3 cases are in six sizes and offer the manufacturer of small instruments an attractive low cost case available ex-stock. Made in blue PVC-coated steel and complete with front and rear panels and chassis, they are light, strong and rigid. PCB and PSU mounting systems available.

Mod 301	£3.54	7"	3"	5 1/2"
Mod 302	£3.71	7"	4 1/2"	5 1/2"
Mod 303	£4.20	7"	6 1/2"	5 1/2"
Mod 304	£4.20	11"	3"	5 1/2"
Mod 305	£5.21	11"	4 1/2"	5 1/2"
Mod 306	£6.77	11"	6"	5 1/2"

Less for quantities Prices correct to April 30




BRADRAD DRILLING & DEBURRING TOOL equals eleven drills. One cut drills and deburs the normal run of steels, aluminium, brass, copper and all types of plastics, perspex, fibreglass, etc., and hardboard should the need arise it is designed to overcome all the problems associated with drilling thin materials—it drills interlocking holes for instance.



Q-MAX METAL PUNCH
 Q-MAX PUNCHES
 1/2" £1.18
 3/4" or 7/8" £1.38
 1" or 1 1/8" £1.47
 1 1/4" £1.88
 1 1/2" £2.20

ADEL NIBBLING TOOL
 ADEL
 The Adel cuts holes of virtually any shape and size starting from a 3/16" hole, cutting cleanly like a punch and die. Ideal for notching clearances on flanges of cabinets or chassis £6.76. All prices include P. & P. and VAT.



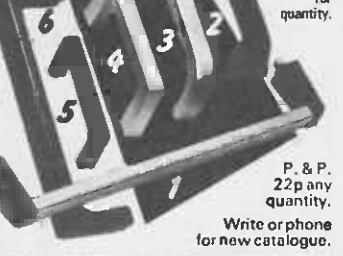
dia.	PC/A to l	leads	volts	10 off	100 off
1/4"	PC/A to l	6"	110 or 160-260	17p	16p
3/8"	PC/A to l	30"	110 or 160-260	19p	18p
1/2"	PP/A	6"	110 or 160-260	17p	16p
3/4"	PP/A	30"	110 or 160-260	19p	18p
Q type	none	110 or 160-260	29p	27p	
S type	none	—	23p	21p	

Add 10% VAT. Min. quantity each type ten off. Send for details in new catalogue.

Brightlife neons, illustrated are PC/A or C, PC/F, PC/G or I, PP/A or B, Q & S, are brighter and give an average of 25,000 hrs life. The 0.5" dia. are red or white, the 0.375" are red, amber or white; these have three cap shapes and all may be supplied for 115, 240V or the PP neons in 110, 240 and 440V, with 6" or 30" leads.



CONTIL handles
 (1) No. 265. Anodised aluminium centre bar. Black plastic brackets with moulded-in core. 75mm @ 97p. Five more sizes up to 154mm.
 (2) No. 281.1. Nylon 112mm. Load 50Kg @ 45p.
 (3) No. 277. All. ground, polished, anodised. 88mm @ 94p. 120mm @ £1.06.
 (4) No. 268. Satin ali. 57.5mm @ 94p. 102mm @ £1.01. 145.5mm @ £1.17.
 (5/6) No. 250. Black nylon, very comfortable. 75mm @ 29p. 110mm @ 41p. 155mm @ 67p.



Available in a range of six sizes in 21-gauge Zimtec with blue Acrylic texture. Front panels white Zimtec steel or PVC/Aluminium.

Width	Depth	Height	No.	Case cost	all. panel
7"	5"	5"	755	£5.59	23p
8"	6"	7"	867	£6.12	19p
9"	7"	5"	975	£6.12	19p
12"	7"	7"	1277	£6.73	18p
12"	7"	7"	1277	£5.56	unpainted
16"	12"	7"	16127	£9.55	50p
19"	10"	10"	191010	£13.17	—

Extra for

Less for quantities. Prices include steel panel with feet and screws. P. & P. and VAT.

WEST HYDE

WEST HYDE DEVELOPMENTS LTD., Ryefield Cres., Northwood Hills, Northwood, Middx. HA6 1NN
 Tel. Northwood 24941 or 26732
 Prices correct April 30th, 1974
 Tels: 923231

VALVES

A1085	£1.25	ECH42	0.75	GZ34	0.27
AR8	0.50	ECH81	0.30	GZ37	1.00
ATP4	0.50	ECH83	0.45	KT68	2.50
B12H	3.00	ECH84	0.45	KT68	2.90
CY31	0.50	ECH85	0.40	MH64	0.75
DAF96	0.50	ECL82	0.35	ML6	0.50
DF96	0.50	ECL83	0.70	OA2	0.40
DK96	0.60	ECL86	0.40	OA7F70	0.55
DL96	0.40	EF35	0.85	OB5	0.40
DM96	0.60	EF37A	1.00	PABC80	0.40
OM70	0.60	EF40	0.65	PC97	0.45
DY86/87	0.35	EF41	0.65	PC84	0.40
DY802	0.35	EF80	0.85	PC85	0.40
E86CC	0.70	EF83	1.10	PC88	0.55
E92CC	0.55	EF85	0.50	PC89	0.50
E86CC/01	1.15	EF86	0.30	PC189	0.60
E180CC	0.85	EF89	0.27	PCF80	0.40
E182CC	1.25	EF91	0.37	PCF82	0.35
EA30	0.25	EF92	0.50	PCF84	0.60
EAB/C80	0.38	EF95	0.35	PCF86	0.75
EAF32	0.55	EF183	0.30	PCF200	0.75
EB91	0.20	EF184	0.31	PCF201	0.75
EB3C33	0.75	EF1200	0.60	PCF801	0.55
EB3C41	0.65	EL34	0.60	PCF802	0.55
EBF80	0.40	EL36	0.65	PCF805	0.60
EBF83	0.40	EL41	0.75	PCF	0.65
EBF89	0.30	EL81	0.55	PCF806	0.85
EC52	0.35	EL82	0.55	PCH200	0.80
EC33	0.60	EL84	0.26	PCL81	0.60
EC31	0.60	EL85	0.40	PCL82	0.40
EC22	0.33	EL86	0.38	PCL83	0.65
EC33	0.33	EL90	0.45	PCL84	0.45
EC34	0.30	EL504	0.70	PCL86	0.50
EC85	0.38	EM31	0.60	PCL905	0.60
EC86	0.30	EM32	0.45	PFL200	0.70
EC88	0.40	EM84	0.35	PL38	0.60
ECC189	0.85	EM87	0.70	PL38	0.85
ECF80	0.35	EY31	0.40	PL81	0.50
ECF82	0.35	EY81	0.40	PL82	0.45
ECF801	0.60	EY86	0.40	PL83	0.45

VALVES AND TRANSISTORS
Telephone enquiries for valves, transistors, etc., retail 743 9496; trade and export 743 0899.

PL84	0.49	TT21	4.20	UL84	0.40	TT4	0.30
PL504	0.75	U25	0.85	UY41	0.45	1K2A	0.60
PL508	1.00	U26	0.85	UY85	0.35	1K2B	0.60
PL509	1.20	U27	0.60	VR105/30	0.40	2K25	8.00
PL809	0.95	U31	0.75	VR150/30	0.50	3A4	0.50
PY33	0.63	U801	0.80	VR150/30	0.80	3B6	0.40
PY80	0.40	UABC80	0.40	Z800U	2.00	3S4	0.40
PY81	0.35	UAF42	0.60				
PY82	0.35	UBC41	0.60				
PY83	0.40	UBF80	0.40				
PY88	0.45	UBF89	0.40				
PY500	1.00	UBL1	0.70				
PY800	0.45	UBL21	0.70				
PY801	0.45	UCC85	0.45				
OV03-12	0.50	UCF50	0.70				
OOV03-10	0.45	UCH42	0.75				
	1.25	UCH81	0.40	Z801U	2.00	3V4	0.70
OOV08-00A	0.40	UCL82	0.35	Z803U	1.35	5B/25A	5.00
	8.00	UCL83	0.85	Z900T	1.20	5B/25M	3.20
R19	0.60	UF41	0.65	T43	0.45	5R4YG	0.80
SC1400	2.90	UF80	0.35	1L4	0.20	5U4G	0.40
SC1600	4.50	UF85	0.40	1R5	0.40	5V4G	0.50
SP81	0.70	UF89	0.40	1S4	0.30	5Y3GT	0.45
SUH	0.60	UL41	0.80	1S5	0.30	5Y4G	0.40

VAT 10% EXTRA

TRANSISTORS

Please write or phone for current price of any of the transistors, diodes shown below.

AC124	AF124	BCY33	GET115	OC42	1N23A	2N3054
AC126	AF125	BCY72	GET118	OC44	1N28	2N3055
AC127	AF126	BF115	GEK56	OC45	1N32A	2N3380
AC128	AF127	BF167	NK7222	OC70	1N38A	2N3391
AC178	AF139	BF185	OA5	OC73	1N43	2N3730
AC179	AF178	BF191	OA47	OC78	1N70	2N3731
AC191	AF186	BFY52	OA70	OC78D	1N70	2N3731
AC192	AF192	BFY90	OA71	OC81	1N415C	2N4038
AC193	AF193	BSY27	OA73	OC82	1N4148	2N4058
AC194	AF194	BSY38	OA79	OC82D	2N458A	2N4061
AD149	AF206	BSY5A	OA91	OC82DM	2N708	2N4785
AD161	BC118	BYZ16	OA200	OC83	2N918	2N5235
AD162	BC119	CRS1/20	OA202	OC139	2N1304	3N128
AD211	BC136	CRS1/30	OA200	OC140	2N1305	3N154
AD212	BC137	CRS1/40	OC22	OC170	2N1307	3N159
AF114	BC148A	CRS3/10	OC26	OC172	2N1309	2S303
AF115	BC172	CRS3/20	OC28	OC200	2N2252	404
AF116	BC172A	CRS3/30	OC29	OC206	2N2147	2082
AF117	BC212A	CRS3/40	OC39	XC754	2N2411	40250
AF118	BCY31	CRS29/025	OC36	ZR11	2N2989	40251
				ZR21	2N3053	40688

MANY OTHERS IN STOCK including integrated circuits, G.C.T. and special valves. U.K. POSTAGE over £3 free, 13p for one valve plus 1p for each additional valve or transistor. G.O.D. 23p extra.

COLOMOR

THE VALVE WITH A GUARANTEE

6K6GT	0.75	18G3	8.00	866A	1.10
6K7	0.45	18G6	6.50	831A	5.00
6K7G	0.30	19H4	7.00	855	0.50
6K8GT	0.30	20P3	0.75	855	0.40
6K25	0.75	20P4	1.00	956	0.30
6L5	1.50	25L6GT	1.00	957	0.40
6L7G	0.40	30C15	1.00	1629	3.00
607G	0.45	30C17	1.00	2053	3.00
6S4T	0.45	30C18	0.90	5931	0.50
6S4TGT	0.30	30F5	1.00	6057	0.60
6SCT7G	0.30	30F11	0.80	6060	0.60
6F7	1.00	30F12	1.05	6064	0.50
6J5T	0.50	30F14	0.85	6065	0.70
6S4TGT	0.30	30L15	0.95	6080	2.20
6S7GT	0.50	30L17	0.95	6146	2.00
6S8GT	0.50	30L18	0.95	6020	2.00
6S9GT	0.50	30L19	0.95	9001	0.30
6S9GT	0.50	30L20	0.95	9002	0.50
6S9GT	0.50	30L21	0.95	9003	0.55
6S9GT	0.50	30L22	0.95	9004	0.30
6S9GT	0.50	30L23	0.95	9006	0.30
6S9GT	0.50	30L24	0.95	9007	0.50
6S9GT	0.50	30L25	0.95	9008	2.20
6S9GT	0.50	30L26	0.95	9009	2.20
6S9GT	0.50	30L27	0.95	9010	2.20
6S9GT	0.50	30L28	0.95	9011	2.20
6S9GT	0.50	30L29	0.95	9012	2.20
6S9GT	0.50	30L30	0.95	9013	2.20
6S9GT	0.50	30L31	0.95	9014	2.20
6S9GT	0.50	30L32	0.95	9015	2.20
6S9GT	0.50	30L33	0.95	9016	2.20
6S9GT	0.50	30L34	0.95	9017	2.20
6S9GT	0.50	30L35	0.95	9018	2.20
6S9GT	0.50	30L36	0.95	9019	2.20
6S9GT	0.50	30L37	0.95	9020	2.20
6S9GT	0.50	30L38	0.95	9021	2.20
6S9GT	0.50	30L39	0.95	9022	2.20
6S9GT	0.50	30L40	0.95	9023	2.20
6S9GT	0.50	30L41	0.95	9024	2.20
6S9GT	0.50	30L42	0.95	9025	2.20
6S9GT	0.50	30L43	0.95	9026	2.20
6S9GT	0.50	30L44	0.95	9027	2.20
6S9GT	0.50	30L45	0.95	9028	2.20
6S9GT	0.50	30L46	0.95	9029	2.20
6S9GT	0.50	30L47	0.95	9030	2.20
6S9GT	0.50	30L48	0.95	9031	2.20
6S9GT	0.50	30L49	0.95	9032	2.20
6S9GT	0.50	30L50	0.95	9033	2.20
6S9GT	0.50	30L51	0.95	9034	2.20
6S9GT	0.50	30L52	0.95	9035	2.20
6S9GT	0.50	30L53	0.95	9036	2.20
6S9GT	0.50	30L54	0.95	9037	2.20
6S9GT	0.50	30L55	0.95	9038	2.20
6S9GT	0.50	30L56	0.95	9039	2.20
6S9GT	0.50	30L57	0.95	9040	2.20
6S9GT	0.50	30L58	0.95	9041	2.20
6S9GT	0.50	30L59	0.95	9042	2.20
6S9GT	0.50	30L60	0.95	9043	2.20
6S9GT	0.50	30L61	0.95	9044	2.20
6S9GT	0.50	30L62	0.95	9045	2.20
6S9GT	0.50	30L63	0.95	9046	2.20
6S9GT	0.50	30L64	0.95	9047	2.20
6S9GT	0.50	30L65	0.95	9048	2.20
6S9GT	0.50	30L66	0.95	9049	2.20
6S9GT	0.50	30L67	0.95	9050	2.20
6S9GT	0.50	30L68	0.95	9051	2.20
6S9GT	0.50	30L69	0.95	9052	2.20
6S9GT	0.50	30L70	0.95	9053	2.20
6S9GT	0.50	30L71	0.95	9054	2.20
6S9GT	0.50	30L72	0.95	9055	2.20
6S9GT	0.50	30L73	0.95	9056	2.20
6S9GT	0.50	30L74	0.95	9057	2.20
6S9GT	0.50	30L75	0.95	9058	2.20
6S9GT	0.50	30L76	0.95	9059	2.20
6S9GT	0.50	30L77	0.95	9060	2.20
6S9GT	0.50	30L78	0.95	9061	2.20
6S9GT	0.50	30L79	0.95	9062	2.20
6S9GT	0.50	30L80	0.95	9063	2.20
6S9GT	0.50	30L81	0.95	9064	2.20
6S9GT	0.50	30L82	0.95	9065	2.20
6S9GT	0.50	30L83	0.95	9066	2.20
6S9GT	0.50	30L84	0.95	9067	2.20
6S9GT	0.50	30L85	0.95	9068	2.20
6S9GT	0.50	30L86	0.95	9069	2.20
6S9GT	0.50	30L87	0.95	9070	2.20
6S9GT	0.50	30L88	0.95	9071	2.20
6S9GT	0.50	30L89	0.95	9072	2.20
6S9GT	0.50	30L90	0.95	9073	2.20
6S9GT	0.50	30L91	0.95	9074	2.20
6S9GT	0.50	30L92	0.95	9075	2.20
6S9GT	0.50	30L93	0.95	9076	2.20
6S9GT	0.50	30L94	0.95	9077	2.20
6S9GT	0.50	30L95	0.95	9078	2.20
6S9GT	0.50	30L96	0.95	9079	2.20
6S9GT	0.50	30L97	0.95	9080	2.20
6S9GT	0.50	30L98	0.95	9081	2.20
6S9GT	0.50	30L99	0.95	9082	2.20
6S9GT	0.50	30L100	0.95	9083	2.20

VICIDION TUBES
EMI types
8677A/B
9677C
£20.00 ea.

C.R. TUBES
DG13-2 18.00
DG13-3 12.00
DG13-3A 12.00
MW13-3515 50.00
VR139A 8.00
3B51 4.00
88D 9.00
30PL13 1.10
30PL14 1.10
30PL15 1.10
30PL16 1.10
30PL17 1.10
30PL18 1.10
30PL19 1.10
30PL20 1.10
30PL21 1.10
30PL22 1.10
30PL23 1.10
30PL24 1.10
30PL25 1.10
30PL26 1.10
30PL27 1.10
30PL28 1.10
30PL29 1.10
30PL30 1.10
30PL31 1.10
30PL32 1.10
30PL33 1.10
30PL34 1.10
30PL35 1.10
30PL36 1.10
30PL37 1

New Branches BOLTON COVENTRY SUNDERLAND STOCKPORT DONCASTER & PRESTON

BIRMINGHAM 30-31 Gt. Western Arcade (Closed Wed.) Tel: 236 1270
BOLTON 23 Deansgate (Closed Wed.) Tel: 35512
BRADFORD 10 North Parade (Closed Wed.)
COVENTRY 17 Shelton Square The Precinct (Closed Thurs.) Tel: 25983
DARLINGTON 19 Northgate (Closed Wed.)
DERBY 97 St Peter's Street (Closed Wed.) Tel: 41361
DONCASTER 3 Queensgate, Waterdale Centre. (Closed Thurs.)
EDINBURGH 101 Lothian Road (Closed Wed.)
GLASGOW 326 Argyle St. (Closed Tues.)
HULL 7 Whitefriargate (Closed Thurs.)
LEEDS 5-7 County (Mocca) Arcade, Briggate (Closed Wed.) Tel. 28232
LEICESTER 32 High St. (Closed Thurs.)
LIVERPOOL 73 Dale St. (Closed Wed.)
LONDON 238 Edgware Rd. (Closed Thurs.)
MANCHESTER 60a Oldham St. (Closed Wed.)
MIDDLESBRO 106 Newport Rd. (Closed Wed.)



HI-FI CENTRES LTD

MAIL ORDERS to:
 106 HENCOMBER LANE, LEEDS 12.
 Terms: C.W.O. or C.O.D. Postage 25p extra under £20, 35p extra over £20, or as stated. Trade supplied. S.A.N. with enquiries.
EXPORT ENQUIRIES WELCOMED
BRANCHES OPEN ALL DAY SATURDAYS AND OPERATE A 5-DAY WEEK
MAIL ORDERS NOT TO BE SENT TO SHOPS.
NEWCASTLE-ON-TYNE 24 Newgate Shopping Centre Grainger St. (Closed Wed.)
NOTTINGHAM 19 Market St. (Closed Thurs.)
PRESTON 41 Friargate Walk, St. George's Shopping Precinct.
SHEFFIELD 13 Exchange St. (Closed Thurs.)
STOCKPORT 8 Little Underbank Tn. 480 0777 (Closed Thurs.)
SUNDERLAND 5 Market Square (Closed Wed.)

ALL PRICES INCLUDE VAT AND FULL LABOUR AND MATERIAL GUARANTEES 1 yr.
 ALL ITEMS SUBJECT TO AVAILABILITY. PRICES CORRECT AT 10.4.74 E.&O.E.

HUGE DISCOUNTS ON LEADING BRAND HI-FI

AKAI TAPE UNITS	Rec. Price	GXR 82D	£89.95	£124.90
GXC 36D	£76.95	4000 DS	£94.95	£132.50
GXC 38D	£99.95	1721 L	£86.95	£120.75
GXC 36	£89.95	CR 81D	£58.95	£84.10
GXC 40T	£135.95	£1 Carriage All Akai Models		
GXC 46D	£114.95	GOLDRING GL72 T/Table & PU with G800 approx. val. £47.30 £29.95 Carr. 75p		
GOLDRING GL75 T/Table & PU with G800 approx. val. £67.20 £34.95 Carr. 85p				
TURNTABLES with MAGNETIC CARTRIDGE, PLINTH & COVER				
GARRARD SP25 MKIV with G800 or G850 SPECIAL PRICE £19.95 Carr. £1				
MACDONALD MP60 with G800 or 850 SPECIAL PRICE £18.95 Carr. £1				
GARRARD AP76 with G800 SPECIAL PRICE £28.95 Carr. £1				
GOLDRING GL75 with G800 SPECIAL PRICE £39.95 Carr. £1				
WHARFEDALE 150 DYNAMIC H/PHONES £17.95 (List Price £24.05)				
WHARFEDALE DENTON SPEAKERS £31.95 Pair (List Price £43.09)				
WHARFEDALE LINTON SPEAKERS £38.95 Pair (List Price £53.35)				
LEAK 150 LOUDSPEAKERS £31.95 Pair (List Price £51.30)				
LEAK 250 LOUDSPEAKERS £42.50 Pair (List Price £60.86)				
LINEAR 202 10 + 10 Watt AMPLIFIER £24.75 (List Price £39.93) Carr. 45p				
WHARFEDALE DENTON TUNER AMP. £59.95 (List Price £95.00)				

Low Deposit Terms over 8 Months. Prices correct at 10.4.74.

FANE ULTRA HIGH POWER LOUDSPEAKERS
 Power Rating R.M.S. continuous. 2 years guarantee. Carr. free

12" 'POP' 50	15" 'POP' 60	18" 'POP' 100
50 Watts	60 Watts	100 Watts
£12.75	£15.95	£27.50
15Ω 13,000 Gauss	8/15Ω 14,000 Gauss	8/15Ω 14,000 Gauss

Or Dep. £1.71 and 8 monthly payments £1.71 (Total £15.39) Fair suitable for all purposes.

FANE SPEAKERS 'POP' 25/2
 12" 30 WATT Dual Cone. 18 ohms NOT for Bass Guitar.
£8.75 Or Dep. £1.15 and 8 monthly payments £1.15 (Total £10.35)

R.S.C. MAINS TRANSFORMERS
 FULLY GUARANTEED. Interleaved and impregnated where necessary. Primary 200-250V. Hz 50. Screened MIDGUT CLAMPED TYPE 21 x 21, 250V, 60mA, 6.3V, 4A, 0.5-6.3V, 2A, £2.45
 250-0-250V, 60mA, 6.3V, 2A, £1.10
FULLY SHROUDED UPRIGHT MOUNTING
 250-0-250V, 60mA, 6.3V, 2A, 0.5-6.3V, 2A, £1.55
 300-0-300V, 100mA, 6.3V, 4A, 0.5-6.3V, 3A, £2.45
 300-0-300V, 130mA, 6.3V, 4A, c.t., 6.3V 1A, £2.45
 For Mullard 510 Amplifier, £2.95
 300-0-350V, 100mA, 6.3V, 4A, 0.5-6.3V, 2A, £2.45
 300-0-350V, 150mA, 6.3V, 4A, 0.5-6.3V, 2A, £2.95
 425-0-425V, 300mA, 6.3V, 4A, c.t., 6.3V, 2A, £2.45
 425-0-425V, 200mA, 6.3V, 4A, 0.5-6.3V, 3A, £2.45
 450-0-450V, 250mA, 6.3V, 4A, c.t., 6.3V, 3A, £2.90
TOP SHROUDED DROP-THERMOSTAT TYPE
 250-0-250V, 70mA, 6.3V, 2A, 0.5-6.3V, 2A, £1.49
 250-0-250V, 100mA, 6.3V, 3.5A, £1.71
 250-0-250V, 100mA, 6.3V, 2A, 0.5-6.3V, 2A, £1.15
 350-0-350V, 80mA, 6.3V, 2A, 0.5-6.3V, 2A, £1.81
 350-0-350V, 100mA, 6.3V, 4A, 0.5-6.3V, 2A, £2.45
 300-0-300V, 100mA, 6.3V, 4A, 0.5-6.3V, 3A, £2.85
 300-0-300V, 130mA, 6.3V, 4A, c.t., 6.3V, 1A, £2.85
 Suitable for Mullard 510 Amplifier
 350-0-350V, 100mA, 6.3V, 4A, 0.5-6.3V, 2A, £2.45
 350-0-350V, 180mA, 6.3V, 4A, 0.5-6.3V, 3A, £2.85
VARIABLE or TRANSFORMER POWER PACK TYPES
 6.3V, 1.5A, 55p; 6.3V, 2A, 80p; 6.3V, 3A, 85p;
 6.3V, 4A, £1.45; 12V, 1A, £1.9; 0-15V, 1A, £1.95;
 0-12V-24V, 2A, £1.95; 12V, 2A, or 24V, 1A, £1.50;
CHARGER TRANSFORMERS 0-9-16V, 1A, £1.10;
 2A, £1.25; 3A, £1.40; 4A, £1.60; 6A, £1.85;
 8A, £2.20.
AUTO (Step UP/Step DOWN) Transformers
 0-110/120V, 200-230-250V, 50-80 watts £1.25;
 160W, 22-10; 250W, £3.00; 500W, £8.40
OUTPUT TRANSFORMERS
 Standard Pentode 5,000Ω to 7,000Ω to 3Ω 55p
 Push-Pull 8 watts EL84 to 10 or 15Ω 55p
 Push-Pull 10 watts 6V6 ECL86 to 3, 5, 8 or 16Ω
 Push-Pull EL84 to 3 or 15Ω 10-12 watts, £1.50
 Push-Pull Ultra Linear for Mullard 510, etc. £2.45
 Push-Pull 15-18 watts, normally wound 6L6 KT66, etc., for 3 or 15Ω £2.20
 Push-Pull 20 watt high quality sectionally wound EL34, 6L6, KT66, etc. to for 15Ω £3.85

HI-FI SPEAKER SYSTEMS
 Audioline 121K, 12 in. 15 watt, 11,000 Gauss bass unit, Cross-over unit and Tweeter, Smooth response and wide frequency range ensure realistic sound reproduction. Carr. 39p **£7.95**
 Audioline 125K with extra sensitive 16,000 Gauss 12 in. speaker. Carr. 39p **£7.65**

HI-FI SPEAKER ENCLOSURES
 Teak veneer finish. Pleasing design. Acoustically lined. All sizes approx.
 JE16 x 11 x 9 in. Pressurised. Excellent results with 8 in. Hi-Fi speaker. £5.50
 SE8 for optimum result with any 8 in. Hi-Fi speaker. £6.50
 Speaker, 19 x 10 1/2 x 9 in.
 SE10 outstanding performance with Hi-Fi 16 in. speaker. 25 1/2 x 16 x 9 in. Ported. £6.75
 SE12 for high grade results with 12 in. Hi-Fi speaker and Tweeter. £7.95
 25 1/2 x 16 x 9 in. Pressurised.

FANE 807T HIGH FIDELITY SPEAKER 8" 10 WATT
 A full range unit to provide excellent sound quality in suitable enclosures. Roll P.V.C. cone surround and long throw voice coil to achieve very low fundamental resonance of 30 Hz. Tweeter cone extends high note response. Frequency range 25-15,000 Hz. Imp. 3 or 8/15 Ω (state requirement). £3.99
MODEL 803T 8" 16W with parabolic Tweeter. Response 25 Hz to 15 KHz. Gauge 13,000 Imp 3 or 8-15 Ω LIST £4.99 **£5.50**

AUDIO FIDELITY FRI SPEAKER KIT
 Response 30/18-18KHz. Rating 15Watt in sealed enclosure Imp. 8-15 ohms. 8" Base Unit with P.V.C. cone surround for ultra low resonance. Premium Tweeter. Printed Circuit. Inductive/Capacitive Cross-over. Damping Material. Screws, Terminal Plugs. 211 inch. Carr. Free. SPECIAL OFFER £14.99. Carr. 50p

HIGH FIDELITY SPEAKERS
AUDIOTRINE RANGE
 Heavy construction. Highly efficient ceramic magnets. Plastic cone surrounds. "FD" line cases Tweeter cone providing frequency range up to 15 KHz. Exceptional performance at low cost.
 HP 608T .8" 10W £2.55
 HP 102D .16" 10W £3.30
 HP 120 .12" 15W £5.95
 HP 120D .12" 15W £8.50
 HP 126 .12" 15W £7.95
 HP 130D .12" 15W £8.50

BARCLAYCARD
 HI-FI ACCESSORIES
 Holders welcome at any branch or phone our order.

ALLOTROPE LIMITED
Stand 513 IEA Exhibition
May 13th-17th Olympia
 Equipment on show from:—

FUTURE FILM DEVELOPMENTS:
 Patchfields and Cords, Cables and Connectors.

HES ELECTRONICS
 Telephone Balancing Units and Broadcast Electronics.

INOVONICS INC:
 Innovative Electronics for Recording and Broadcasting.

PEARL MIKROFONLABORATORIUM:
 Microphones and accessories.

ROLAND ZEISSLER:
 Equipment Racks.

ALLOTROPE LIMITED
90 WARDOUR STREET, LONDON W1V 3LE
 Tel: 01-437 1892/3 Telex: 21624

WW-112 FOR FURTHER DETAILS



RELAYS P.O. TYPE 3000 AND 600
BUILT TO YOUR SPECIFICATION. HIGHEST QUALITY AT COMPETITIVE PRICES WITH A QUICK DELIVERY SERVICE. QUOTATIONS BY RETURN HOME AND OVERSEAS.
P.O. TYPE UNISELECTORS
 8 Level all non bridging 300 ohms £14.08 ea.
 11 Level 1 bridging 10 non bridging 55 ohms £17.38 ea. 4 pole 80 way all non bridging 75 ohms £11.33 ea.
LARGE STOCKS HELD OF G.E.C. MINIATURE SEALED AND ERICSON CYLINDRICAL TYPE RELAYS.

BRIQGE MEGERS 1000 Volts 0/100 Megohms with Resistance Box 0/999 Ohms. £84.70 ea.
GALVANOMETERS. Mirror type BB 3,000 cycles, local length 20 cm. £19.80 ea. and Cambridge Insts. UNIPIVOT type 50-50 microamps, scaled 35-0-35. knife pointer, mirror scale, 4 in. dia., in leather case. £11.33 ea.
RECTIFIERS. Selenium. Full wave Bridge. 24 volts 8 amp. £50.00 for 500.
CRUIZEZ SYNCHRONOUS GEARED MOTORS, operating at 3 rpm from 24 volts AC 50 cycles 4 watts, spindle 1/8" x 1/8". £3.35 ea. 24 volt Transformer with 240 volt AC input available. £1.75 ea.
HEADPHONES Balanced Armature 1600 ohms type DHR 5B £1.43 ea.
JACK PLUGS 2 point with screw on cover. £2 for ten only.
CLOCKWORK MECHANISMS precision made Contacts making and breaking twice per second in sound proof case with thermostat controlled heating 12 or 24 volts. £3.50 ea.
FUSE HOLDERS single type Beiling Lee £2 for ten only.
STROBOSCOPE FORKS 125 cycles. £2.50 ea.
ELLIOTT CENTURY TEST SETS. First-grade, reading Absolute D.C. volts .075, 3, 30, 150, 300 and 750 (FSD 20mA) and Absolute D.C. amps 1.5, 15, 150 and 500 (75mV) on 5in. Mirror scale. Wood case, with shunts in fitted compartment. £33.82.
IMHOFF BLOWER UNITS in a standard 18" rack mounting assembly with Glass Fibre Air Filter and directional duct capacitor fan. Motor 1/50 h.p. 200/250 volts or 100/125 volts AC 50 cycles 2000 rpm. £28.90 ea.
HIGH SPEED COUNTERS £2.03 each
 3 1/2 in. X 1 in. 10 counts per second with 4 figures. The following DC voltages are available: 5 v., 12 v., 24 v., 50 v., or 100 v. Auxiliary contacts normally open, 40p extra.
MINIATURE BUZZERS, 12 volts, with tone adjuster 25p ea., lots of 50 only, as illus below.
RECTIFIER UNITS WESTALITE TYPE BC 3-3/15. Input 200/250 volts AC. Output up to 6 volts 15 amps DC. Heavily damped 0/20 ampere Moving Coil 2 1/2 in. reads true charging current, which is regulated by a four position rotary switch and sliding resistance. A ballast is fitted to smooth out mains variations. AC and DC fused fitted. Size 1 7/8 in. x 1 1/2 in. x 1 1/2 in. designed to stand on bench or fit to a wall. £2.10 ea.
MINIATURE DIGITAL INDICATOR. Size of digits 1/8 in., illuminated by 28 volt lamp, reading 0 to 9 with decimal points, quick disconnect at rear of unit for easy lamp replacement. This miniaturized digital display operates on a rear-projection principle, when one of the twelve lamps at the rear of the unit is lighted, the lamp projects the corresponding digit on the condensing lens through a projection lens on to the viewing screen at the front of the unit. £4.46 ea. Illustrated details available.
EQUIPMENT WIRE 7/0078 single sheath PVC. Blue only. £7.17 per 1,000 yds. 14/0076 Type 11. £8.37 1,000 yds.
HEADLAMP BULBS S.B.C. 6 volt 36 watt Double contact. £250 for 8,000.
RESISTORS EX STOCK IN QUANTITY WIRE WOUND, HIGH STABILITY CARBON, ETC., BEST VALUES AT LOWEST POSSIBLE PRICES.
ALL PRICES SHOWN INCLUDE CARRIAGE U.K. ONLY AND 10% VAT
L. WILKINSON (CROYDON) LTD., LONGLEY HOUSE,
LONGLEY RD., CROYDON, CR8 3LH. Phone 01-884 6238. Grams: WILCO CROYDON

Marshall's

A. Marshall & Son (London) Limited
42 Cricklewood Broadway London NW2 3HD Telephone 01-452 0161
& 65 Bath Street Glasgow G2 2BX Telephone 041-332 4133

months best buy
Our new pocket size Spring 1974 catalogue is available now Price 20p
Big Reductions
in price on SN 7400 series
Please take the time to look at our prices in this range. They are very competitive and all are definitely ex-stock.

Transistors

2G301	0-15	2N3709	0-09	AC142K	0-23	BC259	0-13	BFX63	2-48
2G302	0-15	2N3710	0-12	AC151V	0-14	BC261	0-20	BFX68	0-68
2G307	0-22	2N3711	0-09	AC152V	0-07	BC263	0-18	BFX84	0-24
2G306	0-30	2N3712	0-05	AC153	0-22	BC268	0-23	BFX85	0-29
2G309	0-30	2N3713	1-95	AC153K	0-23	BC300	0-42	BFX86	0-34
2G345B	0-25	2N3714	2-28	AC154	0-20	BC301	0-34	BFX87	0-23
2G371	0-15	2N3715	2-16	AC176	0-18	BC302	0-27	BFX88	0-25
2G381	0-15	2N3716	3-00	AC176K	0-20	BC303	0-34	BFX89	0-35
2N174	1-40	2N3717	0-06	AC187K	0-20	BC307	0-10	BFY10	0-25
2N404	0-43	2N3719	3-15	AC188K	0-26	BC307A	0-10	BFY11	0-45
2N456	0-75	2N3790	4-21	AC191	0-27	BC308	0-09	BFY18	0-35
2N455A	0-75	2N3791	4-20	AC192	0-16	BC308A	0-09	BFY19	0-35
2N487A	0-41	2N3792	4-10	AC194	0-44	BC308B	0-09	BFY20	0-50
2N481	0-23	2N3794	4-10	AC199	0-27	BC309	0-10	BFY29	0-40
2N696	0-15	2N3819	0-32	AC199	0-27	BC309A	0-10	BFY31	0-20
2N697	0-15	2N3820	0-47	AC199	0-27	BC309B	0-10	BFY32	0-22
2N698	0-25	2N3823	1-42	AC199	0-27	BC309C	0-10	BFY33	0-22
2N699	0-28	2N3824	1-33	AD135V	0-17	BC309D	0-10	BFY34	0-22
2N706	0-15	2N3826	0-23	AD142	0-54	BC309E	0-10	BFY35	0-15
2N705A	0-12	2N3854	0-10	AD143	0-54	BC309F	0-10	BFY36	0-34
2N708	0-13	2N3854A	0-10	AD143	0-54	BC309G	0-10	BFY37	0-40
2N709	0-40	2N3855	0-10	AD149	0-68	BC309H	0-10	BFY38	0-22
2N711	0-14	2N3855A	0-10	AD150	0-68	BC309I	0-10	BFY39	0-24
2N718	0-21	2N3856	0-16	AD161	0-45	BC309J	0-10	BFY40	0-20
2N718A	0-30	2N3856A	0-16	AD162	0-45	BC309K	0-10	BFY41	0-20
2N720	0-30	2N3858	0-10	AD161	0-45	BC309L	0-10	BFY42	0-20
2N721	0-10	2N3859	0-10	AD161	0-45	BC309M	0-10	BFY43	0-20
2N914	0-15	2N3859A	0-10	AD162	0-45	BC309N	0-10	BFY44	0-20
2N916	0-17	2N3859A	0-10	AD162	0-45	BC309O	0-10	BFY45	0-20
2N918	0-30	2N3860	0-10	AD161	0-45	BC309P	0-10	BFY46	0-20
2N929	0-14	2N3866	1-00	AD161	0-45	BC309Q	0-10	BFY47	0-20
2N930	0-14	2N3877	0-25	AD161	0-45	BC309R	0-10	BFY48	0-20
2N1090	0-23	2N3877A	0-25	AD161	0-45	BC309S	0-10	BFY49	0-20
2N1091	0-24	2N3900	0-20	AD161	0-45	BC309T	0-10	BFY50	0-20
2N1131	0-20	2N3900A	0-21	AD161	0-45	BC309U	0-10	BFY51	0-20
2N1132	0-20	2N3901	0-22	AD161	0-45	BC309V	0-10	BFY52	0-20
2N1302	0-18	2N3903	0-24	AD161	0-45	BC309W	0-10	BFY53	0-20
2N1303	0-18	2N3904	0-24	AD161	0-45	BC309X	0-10	BFY54	0-20
2N1304	0-20	2N3905	0-24	AD161	0-45	BC309Y	0-10	BFY55	0-20
2N1305	0-20	2N3906	0-27	AD161	0-45	BC309Z	0-10	BFY56	0-20
2N1306	0-22	2N4038	0-46	AD161	0-45	BC309A	0-10	BFY57	0-20
2N1307	0-22	2N4039	0-46	AD161	0-45	BC309B	0-10	BFY58	0-20
2N1308	0-23	2N4058	0-19	AD161	0-45	BC309C	0-10	BFY59	0-20
2N1309	0-23	2N4059	0-09	AD161	0-45	BC309D	0-10	BFY60	0-20
2N1493	0-20	2N4060	0-11	AD161	0-45	BC309E	0-10	BFY61	0-20
2N1507	0-24	2N4061	0-11	AD161	0-45	BC309F	0-10	BFY62	0-20
2N1613	0-36	2N4062	0-11	AD161	0-45	BC309G	0-10	BFY63	0-20
2N1631	0-35	2N4302	0-28	AD161	0-45	BC309H	0-10	BFY64	0-20
2N1637	0-38	2N4303	0-47	AD161	0-45	BC309I	0-10	BFY65	0-20
2N1638	0-32	2N4916	0-20	AD161	0-45	BC309J	0-10	BFY66	0-20
2N1701	1-10	2N4917	0-17	AD161	0-45	BC309K	0-10	BFY67	0-20
2N1702	0-30	2N4918	0-10	AD161	0-45	BC309L	0-10	BFY68	0-20
2N1711	0-22	2N4919	0-63	AD161	0-45	BC309M	0-10	BFY69	0-20
2N1893	0-34	2N4920	0-71	AD161	0-45	BC309N	0-10	BFY70	0-20
2N2102	0-30	2N4921	0-50	AD161	0-45	BC309O	0-10	BFY71	0-20
2N2147	0-70	2N4922	0-55	AD161	0-45	BC309P	0-10	BFY72	0-20
2N2148	0-70	2N4923	0-60	AD161	0-45	BC309Q	0-10	BFY73	0-20
2N2192	0-40	2N5172	0-12	AD161	0-45	BC309R	0-10	BFY74	0-20
2N2192A	0-40	2N5174	0-22	AD161	0-45	BC309S	0-10	BFY75	0-20
2N2193	0-40	2N5175	0-26	AD161	0-45	BC309T	0-10	BFY76	0-20
2N2193A	0-40	2N5176	0-32	AD161	0-45	BC309U	0-10	BFY77	0-20
2N2194	0-27	2N5190	0-21	AD161	0-45	BC309V	0-10	BFY78	0-20
2N2194A	0-30	2N5191	0-26	AD161	0-45	BC309W	0-10	BFY79	0-20
2N2195	0-37	2N5192	0-24	AD161	0-45	BC309X	0-10	BFY80	0-20
2N2195A	0-18	2N5193	0-10	AD161	0-45	BC309Y	0-10	BFY81	0-20
2N2218A	0-37	2N5194	0-11	AD161	0-45	BC309Z	0-10	BFY82	0-20
2N2219	0-37	2N5195	0-48	AD161	0-45	BC309A	0-10	BFY83	0-20
2N2219A	0-51	2N5245	0-35	AD161	0-45	BC309B	0-10	BFY84	0-20
2N2220	0-20	2N5457	0-35	AD161	0-45	BC309C	0-10	BFY85	0-20
2N2221	0-20	2N5458	0-33	AD161	0-45	BC309D	0-10	BFY86	0-20
2N2221A	0-31	2N5459	0-33	AD161	0-45	BC309E	0-10	BFY87	0-20
2N2222	0-32	2N5460	0-33	AD161	0-45	BC309F	0-10	BFY88	0-20
2N2222A	0-41	3N138	1-05	AD161	0-45	BC309G	0-10	BFY89	0-20
2N2368	0-11	3N139	1-42	AD161	0-45	BC309H	0-10	BFY90	0-20
2N2369	0-15	3N140	0-92	AD161	0-45	BC309I	0-10	BFY91	0-20
2N2369A	0-17	3N141	0-81	AD161	0-45	BC309J	0-10	BFY92	0-20
2N2646	0-70	3N142	0-58	AD161	0-45	BC309K	0-10	BFY93	0-20
2N2647	1-20	3N143	0-78	AD161	0-45	BC309L	0-10	BFY94	0-20
2N2711	0-12	3N152	0-92	AD161	0-45	BC309M	0-10	BFY95	0-20
2N2712	0-12	3N153	0-81	AD161	0-45	BC309N	0-10	BFY96	0-20
2N2713	0-12	3N154	0-84	AD161	0-45	BC309O	0-10	BFY97	0-20
2N2714	0-17	3N159	1-17	AD161	0-45	BC309P	0-10	BFY98	0-20
2N2904	0-25	3N187	1-55	AD161	0-45	BC309Q	0-10	BFY99	0-20
2N2904A	0-28	3N200	2-49	AD161	0-45	BC309R	0-10	BFY00	0-20
2N2905	0-71	3N201	1-05	AD161	0-45	BC309S	0-10	BFY01	0-20
2N2905A	0-88	40050	0-78	AD161	0-45	BC309T	0-10	BFY02	0-20
2N2906	0-24	40051	0-81	AD161	0-45	BC309U	0-10	BFY03	0-20
2N2906A	0-30	40309	0-30	AD161	0-45	BC309V	0-10	BFY04	0-20
2N2907	0-32	40310	0-50	AD161	0-45	BC309W	0-10	BFY05	0-20
2N2907A	0-33	40313	0-92	AD161	0-45	BC309X	0-10	BFY06	0-20
2N2923	0-12	40318	0-50	AD161	0-45	BC309Y	0-10	BFY07	0-20
2N2924	0-12	40318	0-92	AD161	0-45	BC309Z	0-10	BFY08	0-20
2N2925	0-15	40360	0-46	AD161	0-45	BC3100	0-10	BFY09	0-20
2N2926	0-12	40381	0-43	AD161	0-45	BC3101	0-10	BFY10	0-20
Green	0-12	40382	0-45	AD161	0-45	BC3102	0-10	BFY11	0-20
Yellow	0-12	40383	0-48	AD161	0-45	BC3103	0-10	BFY12	0-20
Orange	0-12	40389	0-45	AD161	0-45	BC3104	0-10	BFY13	0-20
2N3053	0-31	40394	0-56	AD161	0-45	BC3105	0-10	BFY14	0-20
2N3054	0-60	40395	0-85	AD161	0-45	BC3106	0-10	BFY15	0-20
2N3055	0-75	40406	0-44	AD161	0-45	BC3107	0-10	BFY16	0-20
2N3390	0-50	40407	0-58	AD161	0-45	BC3108	0-10	BFY17	0-20
2N3391	0-20	40408	0-50	AD161	0-45	BC3109	0-10	BFY18	0-20
2N3391A	0-22	40409	0-52	AD161	0-45	BC3110	0-10	BFY19	0-20
2N3392	0-13	40410	0-58	AD161	0-45	BC3111	0-10	BFY20	0-20
2N3393	0-12	40411	2-00	AD161	0-45	BC3112	0-10	BFY21	0-20
2N3394	0-12	40414	3-55	AD161	0-45	BC3113	0-10	BFY22	0-20
2N3402	0-12	40467	0-69	AD161	0-45	BC3114	0-10	BFY23	0-20
2N3403	0-18	40468A	0-44	AD161	0-45	BC3115	0-10	BFY24	0-20
2N3404	0-24	40600	0-89	AD161	0-45	BC3116	0-10	BFY25	0-20
2N3405	0-27	40621	0-87	AD161	0-45	BC3117	0-10	BFY26	0-20
2N3414	0-10	40602	0-48	AD161	0-45	BC3118	0-10	BFY27	0-20
2N3415	0-18	40603	0-58	AD161	0-45	BC3119	0-10	BFY28	0-20
2N3416	0-15	40604	0-58	AD161	0-45	BC3120	0-10	BFY29	0-20
2N3417	0-21	40636	1-10	AD161	0-45	BC3121	0-10	BFY30	0-20
2N3570	1-25	40673	0-70	AD161	0-45	BC3122	0-10	BFY31	0-20
2N3571	1-12	AC1107	0-25	AD161	0-45	BC3123	0-10	BFY32	0-20
2N3572	0-72	AC113	0-18	AD161	0-45	BC3124	0-10	BFY33	0-20
2N3702	0-11	AC115	0-18	AD161	0-45	BC3125	0-10	BFY34	0-20
2N3703	0-10	AC117	0-20	AD161	0-45	BC3126	0-10	BFY35	0-20
2N3704	0-17	AC121	0-13	AD161	0-45	BC3127	0-10	BFY36	0-20
2N3705	0-18	AC126	0-25	AD161	0-45	BC3128			

R.S.T. VALVE MAIL ORDER CO. Blackwood Hall, 16A Wellfield Road, London, SW16 2BS Tel: 01-677 2424 Telex: 946703

VALVES

Table of vacuum tube valves including types like 6X4, 6X5, 6X6, 6X7, 6X8, 6X9, 6X10, 6X11, 6X12, 6X13, 6X14, 6X15, 6X16, 6X17, 6X18, 6X19, 6X20, 6X21, 6X22, 6X23, 6X24, 6X25, 6X26, 6X27, 6X28, 6X29, 6X30, 6X31, 6X32, 6X33, 6X34, 6X35, 6X36, 6X37, 6X38, 6X39, 6X40, 6X41, 6X42, 6X43, 6X44, 6X45, 6X46, 6X47, 6X48, 6X49, 6X50, 6X51, 6X52, 6X53, 6X54, 6X55, 6X56, 6X57, 6X58, 6X59, 6X60, 6X61, 6X62, 6X63, 6X64, 6X65, 6X66, 6X67, 6X68, 6X69, 6X70, 6X71, 6X72, 6X73, 6X74, 6X75, 6X76, 6X77, 6X78, 6X79, 6X80, 6X81, 6X82, 6X83, 6X84, 6X85, 6X86, 6X87, 6X88, 6X89, 6X90, 6X91, 6X92, 6X93, 6X94, 6X95, 6X96, 6X97, 6X98, 6X99, 6X100.

TRANSISTORS

Table of semiconductor transistors including types like BC107, BC108, BC109, BC110, BC111, BC112, BC113, BC114, BC115, BC116, BC117, BC118, BC119, BC120, BC121, BC122, BC123, BC124, BC125, BC126, BC127, BC128, BC129, BC130, BC131, BC132, BC133, BC134, BC135, BC136, BC137, BC138, BC139, BC140, BC141, BC142, BC143, BC144, BC145, BC146, BC147, BC148, BC149, BC150, BC151, BC152, BC153, BC154, BC155, BC156, BC157, BC158, BC159, BC160, BC161, BC162, BC163, BC164, BC165, BC166, BC167, BC168, BC169, BC170, BC171, BC172, BC173, BC174, BC175, BC176, BC177, BC178, BC179, BC180, BC181, BC182, BC183, BC184, BC185, BC186, BC187, BC188, BC189, BC190, BC191, BC192, BC193, BC194, BC195, BC196, BC197, BC198, BC199, BC200.

Industrial Valves

Table of industrial valves including types like 6AK5, 6AR5, 6AS5, 6AT5, 6B5, 6C5, 6D5, 6E5, 6F5, 6G5, 6H5, 6I5, 6J5, 6K5, 6L5, 6M5, 6N5, 6O5, 6P5, 6Q5, 6R5, 6S5, 6T5, 6U5, 6V5, 6W5, 6X5, 6Y5, 6Z5, 6AA5, 6AB5, 6AC5, 6AD5, 6AE5, 6AF5, 6AG5, 6AH5, 6AJ5, 6AK5, 6AL5, 6AM5, 6AN5, 6AO5, 6AP5, 6AQ5, 6AR5, 6AS5, 6AT5, 6AU5, 6AV5, 6AW5, 6AX5, 6AY5, 6AZ5, 6BA5, 6BB5, 6BC5, 6BD5, 6BE5, 6BF5, 6BG5, 6BH5, 6BJ5, 6BK5, 6BL5, 6BM5, 6BN5, 6BO5, 6BP5, 6BQ5, 6BR5, 6BS5, 6BT5, 6BU5, 6BV5, 6BW5, 6BX5, 6BY5, 6BZ5, 6CA5, 6CB5, 6CC5, 6CD5, 6CE5, 6CF5, 6CG5, 6CH5, 6CI5, 6CJ5, 6CK5, 6CL5, 6CM5, 6CN5, 6CO5, 6CP5, 6CQ5, 6CR5, 6CS5, 6CT5, 6CU5, 6CV5, 6CW5, 6CX5, 6CY5, 6CZ5, 6DA5, 6DB5, 6DC5, 6DD5, 6DE5, 6DF5, 6DG5, 6DH5, 6DI5, 6DJ5, 6DK5, 6DL5, 6DM5, 6DN5, 6DO5, 6DP5, 6DQ5, 6DR5, 6DS5, 6DT5, 6DU5, 6DV5, 6DW5, 6DX5, 6DY5, 6DZ5, 6EA5, 6EB5, 6EC5, 6ED5, 6EE5, 6EF5, 6EG5, 6EH5, 6EI5, 6EJ5, 6EK5, 6EL5, 6EM5, 6EN5, 6EO5, 6EP5, 6EQ5, 6ER5, 6ES5, 6ET5, 6EU5, 6EV5, 6EW5, 6EX5, 6EY5, 6EZ5, 6FA5, 6FB5, 6FC5, 6FD5, 6FE5, 6FF5, 6FG5, 6FH5, 6FI5, 6FJ5, 6FK5, 6FL5, 6FM5, 6FN5, 6FO5, 6FP5, 6FQ5, 6FR5, 6FS5, 6FT5, 6FU5, 6FV5, 6FW5, 6FX5, 6FY5, 6FZ5, 6GA5, 6GB5, 6GC5, 6GD5, 6GE5, 6GF5, 6GG5, 6GH5, 6GI5, 6GJ5, 6GK5, 6GL5, 6GM5, 6GN5, 6GO5, 6GP5, 6GQ5, 6GR5, 6GS5, 6GT5, 6GU5, 6GV5, 6GW5, 6GX5, 6GY5, 6GZ5, 6HA5, 6HB5, 6HC5, 6HD5, 6HE5, 6HF5, 6HG5, 6HH5, 6HI5, 6HJ5, 6HK5, 6HL5, 6HM5, 6HN5, 6HO5, 6HP5, 6HQ5, 6HR5, 6HS5, 6HT5, 6HU5, 6HV5, 6HW5, 6HX5, 6HY5, 6HZ5, 6IA5, 6IB5, 6IC5, 6ID5, 6IE5, 6IF5, 6IG5, 6IH5, 6IJ5, 6IK5, 6IL5, 6IM5, 6IN5, 6IO5, 6IP5, 6IQ5, 6IR5, 6IS5, 6IT5, 6IU5, 6IV5, 6IW5, 6IX5, 6IY5, 6IZ5, 6JA5, 6JB5, 6JC5, 6JD5, 6JE5, 6JF5, 6JG5, 6JH5, 6JI5, 6JJ5, 6JK5, 6JL5, 6JM5, 6JN5, 6JO5, 6JP5, 6JQ5, 6JR5, 6JS5, 6JT5, 6JU5, 6JV5, 6JW5, 6JX5, 6JY5, 6JZ5, 6KA5, 6KB5, 6KC5, 6KD5, 6KE5, 6KF5, 6KG5, 6KH5, 6KI5, 6KJ5, 6KK5, 6KL5, 6KM5, 6KN5, 6KO5, 6KP5, 6KQ5, 6KR5, 6KS5, 6KT5, 6KU5, 6KV5, 6KW5, 6KX5, 6KY5, 6KZ5, 6LA5, 6LB5, 6LC5, 6LD5, 6LE5, 6LF5, 6LG5, 6LH5, 6LI5, 6LJ5, 6LK5, 6LL5, 6LM5, 6LN5, 6LO5, 6LP5, 6LQ5, 6LR5, 6LS5, 6LT5, 6LU5, 6LV5, 6LW5, 6LX5, 6LY5, 6LZ5, 6MA5, 6MB5, 6MC5, 6MD5, 6ME5, 6MF5, 6MG5, 6MH5, 6MI5, 6MJ5, 6MK5, 6ML5, 6MM5, 6MN5, 6MO5, 6MP5, 6MQ5, 6MR5, 6MS5, 6MT5, 6MU5, 6MV5, 6MW5, 6MX5, 6MY5, 6MZ5, 6NA5, 6NB5, 6NC5, 6ND5, 6NE5, 6NF5, 6NG5, 6NH5, 6NI5, 6NJ5, 6NK5, 6NL5, 6NM5, 6NN5, 6NO5, 6NP5, 6NQ5, 6NR5, 6NS5, 6NT5, 6NU5, 6NV5, 6NW5, 6NX5, 6NY5, 6NZ5, 6OA5, 6OB5, 6OC5, 6OD5, 6OE5, 6OF5, 6OG5, 6OH5, 6OI5, 6OJ5, 6OK5, 6OL5, 6OM5, 6ON5, 6OO5, 6OP5, 6OQ5, 6OR5, 6OS5, 6OT5, 6OU5, 6OV5, 6OW5, 6OX5, 6OY5, 6OZ5, 6PA5, 6PB5, 6PC5, 6PD5, 6PE5, 6PF5, 6PG5, 6PH5, 6PI5, 6PJ5, 6PK5, 6PL5, 6PM5, 6PN5, 6PO5, 6PP5, 6PQ5, 6PR5, 6PS5, 6PT5, 6PU5, 6PV5, 6PW5, 6PX5, 6PY5, 6PZ5, 6QA5, 6QB5, 6QC5, 6QD5, 6QE5, 6QF5, 6QG5, 6QH5, 6QI5, 6QJ5, 6QK5, 6QL5, 6QM5, 6QN5, 6QO5, 6QP5, 6QQ5, 6QR5, 6QS5, 6QT5, 6QU5, 6QV5, 6QW5, 6QX5, 6QY5, 6QZ5, 6RA5, 6RB5, 6RC5, 6RD5, 6RE5, 6RF5, 6RG5, 6RH5, 6RI5, 6RJ5, 6RK5, 6RL5, 6RM5, 6RN5, 6RO5, 6RP5, 6RQ5, 6RR5, 6RS5, 6RT5, 6RU5, 6RV5, 6RW5, 6RX5, 6RY5, 6RZ5, 6SA5, 6SB5, 6SC5, 6SD5, 6SE5, 6SF5, 6SG5, 6SH5, 6SI5, 6SJ5, 6SK5, 6SL5, 6SM5, 6SN5, 6SO5, 6SP5, 6SQ5, 6SR5, 6SS5, 6ST5, 6SU5, 6SV5, 6SW5, 6SX5, 6SY5, 6SZ5, 6TA5, 6TB5, 6TC5, 6TD5, 6TE5, 6TF5, 6TG5, 6TH5, 6TI5, 6TJ5, 6TK5, 6TL5, 6TM5, 6TN5, 6TO5, 6TP5, 6TQ5, 6TR5, 6TS5, 6TT5, 6TU5, 6TV5, 6TW5, 6TX5, 6TY5, 6TZ5, 6UA5, 6UB5, 6UC5, 6UD5, 6UE5, 6UF5, 6UG5, 6UH5, 6UI5, 6UJ5, 6UK5, 6UL5, 6UM5, 6UN5, 6UO5, 6UP5, 6UQ5, 6UR5, 6US5, 6UT5, 6UU5, 6UV5, 6UW5, 6UX5, 6UY5, 6UZ5, 6VA5, 6VB5, 6VC5, 6VD5, 6VE5, 6VF5, 6VG5, 6VH5, 6VI5, 6VJ5, 6VK5, 6VL5, 6VM5, 6VN5, 6VO5, 6VP5, 6VQ5, 6VR5, 6VS5, 6VT5, 6VU5, 6VV5, 6VW5, 6VX5, 6VY5, 6VZ5, 6WA5, 6WB5, 6WC5, 6WD5, 6WE5, 6WF5, 6WG5, 6WH5, 6WI5, 6WJ5, 6WK5, 6WL5, 6WM5, 6WN5, 6WO5, 6WP5, 6WQ5, 6WR5, 6WS5, 6WT5, 6WU5, 6WV5, 6WW5, 6WX5, 6WY5, 6WZ5, 6XA5, 6XB5, 6XC5, 6XD5, 6XE5, 6XF5, 6XG5, 6XH5, 6XI5, 6XJ5, 6XK5, 6XL5, 6XM5, 6XN5, 6XO5, 6XP5, 6XQ5, 6XR5, 6XS5, 6XT5, 6XU5, 6XV5, 6XW5, 6XX5, 6XY5, 6XZ5, 6YA5, 6YB5, 6YC5, 6YD5, 6YE5, 6YF5, 6YG5, 6YH5, 6YI5, 6YJ5, 6YK5, 6YL5, 6YM5, 6YN5, 6YO5, 6YP5, 6YQ5, 6YR5, 6YS5, 6YT5, 6YU5, 6YV5, 6YW5, 6YX5, 6YY5, 6YZ5, 6ZA5, 6ZB5, 6ZC5, 6ZD5, 6ZE5, 6ZF5, 6ZG5, 6ZH5, 6ZI5, 6ZJ5, 6ZK5, 6ZL5, 6ZM5, 6ZN5, 6ZO5, 6ZP5, 6ZQ5, 6ZR5, 6ZS5, 6ZT5, 6ZU5, 6ZV5, 6ZW5, 6ZX5, 6ZY5, 6ZZ5.

Integrated Circuits

Table of integrated circuits including types like 7400, 7401, 7402, 7403, 7404, 7405, 7406, 7407, 7408, 7409, 7410, 7411, 7412, 7413, 7414, 7415, 7416, 7417, 7418, 7419, 7420, 7421, 7422, 7423, 7424, 7425, 7426, 7427, 7428, 7429, 7430, 7431, 7432, 7433, 7434, 7435, 7436, 7437, 7438, 7439, 7440, 7441, 7442, 7443, 7444, 7445, 7446, 7447, 7448, 7449, 7450, 7451, 7452, 7453, 7454, 7455, 7456, 7457, 7458, 7459, 7460, 7461, 7462, 7463, 7464, 7465, 7466, 7467, 7468, 7469, 7470, 7471, 7472, 7473, 7474, 7475, 7476, 7477, 7478, 7479, 7480, 7481, 7482, 7483, 7484, 7485, 7486, 7487, 7488, 7489, 7490, 7491, 7492, 7493, 7494, 7495, 7496, 7497, 7498, 7499, 7500.

FROM 1ST APRIL ALL ORDERS SUBJECT TO V.A.T. AT APPLICABLE RATE. THIS MUST BE ADDED TO TOTAL ORDER PRICE INCLUDING POSTAGE. Terms of Business: Mon. to Sat. Open to callers 9 a.m. to 5 p.m. Closed Sat. 1 p.m. to 3 p.m. Express postage 5p. for one valve; 1p each additional valve. Express postage: 3p for one transistor, and 1p for each additional. Over 10 post free. All orders over £5 post free. Valves tested and released to A.R.B. specification if required. (Full valve availability list on request, S.A.E.) Prices correct when going to press.

STEREO IC DECODER

HIGH PERFORMANCE PHASE LOCKED LOOP (as in 'W.W.' July '72)

MOTOROLA MC1310P EX STOCK DELIVERY

Separation: 40dB 50Hz-18kHz. Distortion: 0.3% 1/P level: 560mV rms. O/P level: 485mV rms per channel. Input Impedance: 50KΩ. Power requirements: 8-16V at 18mA

Will drive up to 75mA stereo 'on' temp or LED.

KIT COMPRISES FIBREGLASS PCB (Roller Nosed), Resistors, I.C., Capacitors, Preset Potm. & Comprehensive Instructions ONLY £3.98 WHY PAY MORE? post free.


LIGHT EMITTING DIODE Suitable as stereo 'on' Indicator for above RED 29p GREEN 55p

MC1310P only £3.15 plus p.p. 6p

NOTE As the supplier of the first MC1310P decoder kit, of which we have sold literally thousands, our customers can benefit from our wide experience.

V.A.T. Please add V.A.T. at 10% to all prices. FI-COMP ELECTRONICS BURTON ROAD, EGGINGTON, DERBY, DE6 6DY

WW-113 FOR FURTHER DETAILS



Audio Connectors

Broadcast pattern jackfields, jackcords, plugs and jacks

Quick disconnect microphone connectors

Amphenol (Tuchel) miniature connectors with coupling nut

Hirschmann Banana plugs and test probes

XLR compatible in-line attenuators and reversers

Low cost slider faders by Ruf

Future Film Devices Ltd.

90 Wardour Street, London W1V 3LE

01-437 1892/3

WW-114 FOR FURTHER DETAILS

ELECTROVALUE

Present

ELECTRONIC COMPONENTS FOR THE WIDEST POSSIBLE RANGE OF APPLICATIONS

EVERYTHING BRAND NEW AND TO SPEC ★ GOOD DISCOUNTS ★ FREE POSTAGE (U.K.)

ELECTROVALUE "SPECIALS"

Amongst an extensive range of specialised electronic components which we stock are

- Magnetic Resistors
- Liquid Crystal Displays
- Hall Effect Probes
- Touch Switch I.C.s
- Magnetically operated I.C.s
- Photo-electronic devices

FERRITE COMPONENTS

Pot cores in a wide range of useful sizes;
Double Aperture Cores;
Ring Cores

TRANSISTORS

Very wide range of types is shown together with grouped and tabulated specifications for each one. Outlines are illustrated, and there is a full range of supporting hardware. Also near-equivalent tables are given.

I.C.s

Here too a wide range of TTL types are shown, together with linear and special purpose types. Over 60 circuit and connection diagrams as well as much other useful information is included.

MINITRON DIGITAL INDICATORS

3015F Seven segment filament, compatible with standard logic modules. 0-9 and decimal point; 9mm characters in 16 lead OIL. £1.20
Suitable BCD decoder driver £1.15
3015G showing + or - & 1 & 2 dec. pt. £1.20

CAPACITORS POLYESTER C.280

Radial leads for P.C.B. mounting. Working voltage 250V d.c.
0-01, 0-015, 0-022, 0-033, 0-047 ea. 3p
0-068, 0-1, 0-15 ea. 4p
0-22, 5p; 0-33, 7p; 0-47, 8p; 0-68, 11p; 1-0, 14p; 1-5, 21p; 2-2, 24p

TANTALUM BEAD

0-1, 0-22, 0-47, 1-0 mF/35V ea. 13p
2-2/16V, 2-2/35V, 4-7/16V, 10/6-3V ea. 13p
4-7/35V, 10/16V, 22/6-3V ea. 16p
10/25V, 22/16V, 47/6-3V, 100/3V ea. 18p

POLYCARBONATE

Type B42540 Working Voltage—250V
Values in mF: 0-0047; 0-0068; 0-0082; 0-1; 0-012; 0-015 ea. 3p
0-018; 0-022; 0-027; 0-033; 0-039; 0-047; 0-056; 0-068; 0-082; 0-1 ea. 4p

SILVERED MICA

Working voltage 500V d.c.
Values in pFs—22 to 820 in 32 stages ea. 6p
1000, 1500 7p; 1800 8p; 2200 10p; 2700, 3600 12p;
4700, 5000 15p; 6800 20p; 8200, 10,000 25p

CERAMIC DISC

1000pF/500, 2000/500, 5000/500, 0-01mF/50, 0-02mF/50, 0-1mF/3—each 2p; 0-05mF/50V—3p

CERAMIC PLAIN

In a range of 26 values from 22 to 8800pF/50V d.c. each 2p

POTENTIOMETERS

ROTARY, CARBON TRACK. Double wipers for good contact and long working life

- P.20 SINGLE linear 100ohms to 2.2megohms ea. 14p
- P.20 SINGLE log 4-7Kohms to 2.2megohms ea. 14p
- J.P.20 DUAL GANG lin. 4-7Kohms to 2.2megohms ea. 48p
- J.P.20 DUAL GANG log. 4-7Kohms to 2.2megohms ea. 48p
- J.P.20 DUAL GANG Log/anti-log 10K, 22K, 47K, 1 megohm only ea. 48p
- J.P.20 DUAL GANG anti-log 10K only ea. 48p
- 2A DP mains switch for any of above 14p extra.
- Decades of 10, 22 and 47 only available in ranges above.
- Skeleton Carbon Presets Type PR, horizontal or vertical 6p each.

SLIDER

Linear or log, 10K to 1 meg. in all popular values ea. 30p
Escutcheon plates, black, white or light grey ea. 10p
Control knobs, blk/wht/red/yel/grn/blue/dk. grey/lt grey ea. 7p

JACKS AND PLUGS SOCKETS

- 2 circuit unswitched S1/SS 12p
- 2 circuit 2 break contacts S1/BB 15p
- 3 circuit unswitched (Not GPO) S3/SSS 17p
- 3 circuit with 3 break contacts S3/BBB 20p
- 2 circuit with chrome nut and black/white/red/green or grey unswitched S5/SS 16p
- with 2 break contacts S5/BB 20p
- Miniature 3.5mm 2 circuit, (black) 2 br. cont S6/BB 9p

PLUGS

- 2 circuit screened top entry P4 24p
- side entry SE P1 36p
- Line socket mono 231 49p
- Line socket stereo 244 45p
- 3 circuit unscreened, black/grey/white P4 46p
- 2 circuit, unscreened, black/white/red/black/green/grey P2 18p
- 3 circuit screen top entry P3 53p
- side entry SE P3 55p
- Miniature 3.5mm 2 circuit screened PS 13p
- Miniature 3.5mm 2 circuit unscreened various colours P6 10p

INSULATED SCREW TERMINALS

In moulded polypropylene, with nickel plate on brass. With insulating set, washers, top and nuts. 15A/250V. In black/brown/red/yellow/green/blue/grey/white. Type TP.1 ea. 14p

DIN CONNECTORS

- 2 way loudspeaker Socket 10p Plug 12p
- 3 way audio Socket 10p Plug 12p
- 5 way audio 180° Socket 12p Plug 15p
- 5 way audio 240° Socket 12p Plug 15p
- 6 way audio Socket 13p Plug 15p

RESISTORS

Code	Watts	Ohms	1 to 9	10 to 99/100 up
C	1/20	82-220K	9	8 7-5
C	1/3	4-7-470K	1-3	1-1 0-9 nett
C	1/2	4-7-10M	1-3	1-1 0-9 nett
C	3/4	4-7-10M	1-5	1-2 0-9 nett
C	1	4-7-10M	3-2	2-5 1-9 nett
MO	1/2	10-1M	4	3-3 2-3 nett
WW	1	0-22-3-9	9	9 8
WW	3	1-10K	7	7 8
WW	7	1-10K	9	9 8 nett

Codes:
C = carbon film, high stability, low noise.
MO = metal oxide, Electroval TR6, ultra low noise.
WW = wire wound, Ressey.
Values: All E12 except C 1W, C 1/2W, and MO 1/2W, E12, 10, 12, 15, 18, 22, 27, 33, 39, 47, 56, 68, 82 and their decades.
E24: as E12 plus 11, 13, 16, 20, 24, 30, 36, 43, 51, 62, 75, 91 and their decades.
Tolerances:
5% except WW 10% ±0.050 and MO 1W 2%.
Prices are in pence each for quantities of the same ohmic value and power rating. NDT mixed values. (Ignore fractions of one penny on total value of resistor order.) Prices for 100 up in units of 100 only.

ZENER DIODES

Full range E24 values: 400mW: 2.7V to 36V, 14p each; 1W: 6-8V to 82V, 21p each; 1-5W: 4.7V to 75V, 48p each. Clip to increase 1-5W rating to 3 watts (type 265F), 5p.

VEROBOARD

Copper clad 0-1 matrix—2.5 x 3.75 ins. 24p; 3-75 x 3-75 ins.—27p; 2.5 x 5 ins.—27p; 3-75 x 5 ins.—30p.
Copper clad 0-15 in matrix 2.5 x 3-75 ins.—18p; 3-75 x 3-75 ins.—27p; 2.5 x 5 ins.—27p; 3-75 x 5 ins.—33p.
Vero spot face cutter (any matrix) 43p.
0-040 pins (for 0-1 matrix) per 100—30p.
0-052 pins (for 0-15 matrix) per 100—30p.

ELECTROVALUE LTD

28, ST. JUDES ROAD, ENGLEFIELD GREEN, EGHAM, SURREY TW20 0HB
Telephone Egham 3603, Telex 264475
Shop hours: 9-5.30 daily, 9-1 pm Sats.
NORTHERN BRANCH: 680, Burnage Lane, Burnage, Manchester M19 1NA
Telephone (061) 432 4945
Shop hours: Daily 9-1 and 2-5.30pm; 9-1pm Sats.
U.S.A. CUSTOMERS are invited to contact ELECTROVALUE AMERICA, P.O. Box 27, Swarthmore PA 19081.

CATALOGUE 7

SECOND PRINTING

112 pages, thousands of items, illustrations, diagrams, much useful technical information. The 2nd printing of this catalogue has been updated as much as possible on prices. It still costs only 25p post free and still includes a refund voucher for 25p for spending when ordering goods net value £5 or more.

COVERS & HEATSINKS

All for 1/2" shafts in a very wide range of types from utilitarian to modern solid aluminium
T03 Transistor cover, dip-on 7p
HEATSINK Type 6W Extruded aluminium 1° C/W, undrilled drilled 60p
drilled 78p

KNOBS

Unsurpassed for "breadboard work" can be used indefinitely without deterioration. Components just push into plug holes and connect automatically. Slot for control panel. 70 holes £1-90

S-DEC

For more advanced work with 208 contacts in 38 rows. Will take one 16 lead carrier. £3 63. (Carriers supplied separately.)

T-DEC

Also desoldering tools from £5-00

DESOLDER BRAID

6ft strip 66p
25mtr. reel £7-15
Also desoldering tools from £5-00

ELECTROLYTIC CAPACITORS

Axial Lead	3V	6.3V	10V	16V	25V	40V	63V	100V
qF	—	—	—	—	—	—	—	—
0-47	—	—	—	—	—	11p	1p	8p
1-0	—	—	—	—	—	—	—	8p
2-2	—	—	—	—	11p	—	—	8p
4-7	—	—	—	11p	—	—	—	8p
10	—	—	—	—	8p	8p	8p	8p
22	—	—	—	—	—	8p	8p	10p
47	8p	—	8p	8p	8p	8p	10p	13p
100	8p	8p	8p	8p	8p	8p	10p	13p
220	8p	8p	8p	8p	8p	8p	10p	12p
470	9p	10p	10p	11p	13p	17p	24p	45p
1,000	11p	13p	13p	17p	20p	28p	41p	—
2,200	18p	18p	23p	26p	37p	41p	—	—
4,700	28p	30p	35p	44p	58p	—	—	—
10,000	42p	45p	—	—	—	—	—	—

This is EV Service

GIRO ACCOUNT No. 38/671/4002

DISCOUNTS

Available on all items except those shown with NETT PRICES. 10% on orders from £5 to £14.99. 15% on orders £15 and over.

FREE PACKING AND POSTAGE

in U.K. for pre-paid mail orders. For mail orders for £2 list value and under there is an additional handling charge of 10p. Overseas orders—carriage charged at cost.

GUARANTEE OF QUALITY

All goods are sold on the understanding that they conform to manufacturers' specifications and satisfaction is guaranteed as such—no rejections. "seconds" or sub-standard merchandise is offered for sale.

Prices quoted do not include V.A.T. for which 10% must be added to total net value of order. Every effort is made to ensure the correctness of information and prices in this advertisement at time of going to press. Prices subject to alteration without notice.


Every effort is made to ensure the correctness of information and prices in this advertisement at time of going to press. All postal communications, mail orders, etc., to Head Office at Egham address. Dept WW-1 S.A.E. with enquiries requiring answers.

SPECIAL OFFER

THE "WIRELESS WORLD WALLCHART OF FREQUENCY ALLOCATIONS"

PRICED 30p
including VAT, postage and packing

This full colour wallchart is available exclusively to readers of Wireless World by a coupon offer in the June issue. The electromagnetic spectrum from 3kHz to 300GHz is scaled on eight logarithmic bands containing fifteen main categories of transmissions identified by colours. All the important spot frequencies are marked as well as "special interest" frequencies. The chart is compiled from information provided by the ITU and applies specifically to the U.K. and Europe.




"SLO-SYN" 3-LEAD SYNCHRONOUS STEPPING MOTOR

Type SS15. These fine motors are easily reversed, starting and stopping in less than 5° without electrical or mechanical braking. Simple relay circuit can be applied to give D.C., to winding for a maximum holding torque of 300oz/in with 35v at 0.35amps through winding. For A.C. (asynchronous) operation at 120v, 50Hz. Speed 60rpm at 60Hz., 72rpm. STEPPING. Holding torque at 60 steps per second—100 oz/in. Can be wired to give 100 or 200 steps per revolution with accuracy of 0.1° per step non-cumulative. Torque characteristics can be modified by simple R.C. circuits. Dimensions: dia. 4", body length 4 1/2", spindle length 2 1/2" x 1/8" dia. Weight 5 1/2 lbs. BRAND NEW in maker's packing. Offered at less than 1/2 maker's price. **£15**

OPEN FRAME shaded pole GEARED MOTORS

(Dural gear case)
240 AC., 23rpm. NEW HIGH TORQUE, approx. overall size: 3 1/2" x 3 1/2" x 2 1/2" + spindle 1/2" dia. as illustrated. £3. P. & P. 30p. Similar to above, 18rpm. £3. P. & P. 30p. 110rpm with pressed steel gear case (similar to above but slightly smaller). £3. P. & P. 30p.



CARTER ELECTRIC

Similar to above with alloy gear case. 60 r.p.m. This item is ex-equipment but perfect. £1.95. P. & P. 30p.



SMITHS RINGER-TIMER

Reliable 15 minute timer, spring wound (concurrent with time setting) 15 X 1min divisions, approximately 1/2" between divisions. Panel mounting with chrome bezel 3 1/2" dia. £1 40. 15p. P. & P.

FEW ONLY

Fully stabilised "Labgear" Power Supply Units, Input 90-240v, 50Hz. Outputs 6v, 6a D.C., and 8v+2a, 100mA. Hum and ripple at full load—less than 3mV peak to peak. Stability improvement ratio for 15% mains change—1/1000:1. Output impedance 0.005 ohms. 9 1/2" x 9 1/2" x 12 1/2". Weight 20 1/2 lbs. £39.50. Carr. & Pkg £1.50. In manufacturer's carton.

"LABGEAR ELIMINATOR"


P.S.U. 200-250v. 40/60Hz. Alternative outputs fully variable (variac incorporated). Output 1. 12v at 5a D.C. fully smoothed. Output 2. 12v at 8a D.C., with ripple content. Output 3. 20v at 10a A.C. 2 1/2" x 2 1/2" flush 0-20v D.C. mic meter. In attractive grey hammer finish case. In maker's carton. £41.50. Carr. & Pkg. £1.80.

SHADED POLE MAINS MOTOR

A quality shaded pole motor. Open frame. 3" high x 2 1/2" x 2". Spindle 1" x 1/8". 1.4 20r.p.m. £1.85 P & P 20p.

SOLENOIDS by WESTOOL

240AC type MM6. 3lb. pull. 2 1/2" x 1 1/2" x 1 1/2". Travel 1". 80p each. P.&P. 10p.



240AC type MM4. 2lb. pull. 1 1/2" x 1 1/2" x 1 1/2". Travel 1/2" 70p each. P. & P. 10p. Quantity discounts: 10-50 10%, 50 upwards 25%




MAINS SOLENOID

This little unit gives vertical lift of approximately 1" through hinged "elbow". Bracket incorporated 2 fixing screws. Length of arm, 2 1/2". 240V AC. Pull at coil is approximately 1lb. £1. FREE P. & P. Special quotes for quantities.



AMPEX 7.5v. DC MOTOR

An ultra precision tape motor designed for use in the AG20 portable recorder. Torque 450MG/CM. Stall load at 500ma. Draws 60ma on run. 600rpm ± speed adjustment. Internal AF/RF suppression. 1/2" dia. x 1 1/2" spindle, motor 3/8" dia. x 1 1/2". Original cost £16.50. OUR PRICE £3.30. P. & P. 25p. Large quantities available (special quotations). Mu-metal enclosure available, 75p each. FREE P. & P.



ULTRA PRECISION CENTRIFUGAL BLOWER by Air Control Ltd.

30 segments individually balanced in heavy cast alloy case. 2,300 r.p.m. 240v A.C. Very powerful and silent running. 5 1/2" dia. 3" inlet dia. Outlet flange 3" x 2 1/2". **Limited number only £8.95 P & P 40p.**

SILVANIA MAGNETIC SWITCH

Now complete with reference magnet! A magnetically activated switch, vacuum sealed in a glass envelope. Silver contacts, normally closed. Rated 3amp at 120v, 1/2amp at 240v. Size: (approx.) 1 1/2" long x 1" dia. Ideal for burglar alarms, security systems etc., and wherever non-mechanical switching is required. 10 for £2; P & P 15p. 50 for £8.80; 100 for £16.50. FREE P.&P. over 10.



NORPLEX

The famous American fibre-glass copper-clad laminate. Finest quality with woven glass base of Epoxy-resin. Excellent Mech. and Elec. conductive properties. Heat resistant. Ideal for P.C.'s etc. THIS IS A SPECIAL PURCHASE AND ONLY AVAILABLE WHILE STOCKS LAST! Sizes: 12" x 12", 24" x 12", 24" x 24"; FULL SHEET 43" x 37" (11 sq. ft.). Single-sided Copper with thickness of 1/32", 3/64", 3/32" Also double-sided 1/32", 1/16", 3/32". £1 per sq. ft. Cut sizes (1-10 sq. ft.) 25p. P. & P. Full Sheet £1 each. Carr. £1 for 1st sheet plus 25p each additional sheet.

KNOWLE (U.S.A.) MINIATURE MICROPHONE CAPSULES

Impedance approx. 200Ω, output 60 or 80 DB at 1 Kc. As used in deal aids, bugging devices, etc. Size (60 DB) 7/32" x 5/32" x 1 1/2"; (80 DB) 1" x 5/32" x 1 1/2". Ex-equipment, all tested. £1.50 each. P. & P. FREE.

ALL PRICES INCLUDE V.A.T.

Whilst we welcome official orders from established companies and Educational Departments, it is no longer practical to invoice goods under £5. Therefore, please remit cash with orders below this amount.

ELECTRO-TECH COMPONENTS LTD.

315/317, EDGWARE ROAD, LONDON, W2.
Tel: 01-723 5667 01-402 5580

TEKTRONIX 536 Oscilloscope with T & CA plug-ins £285.

MAINS STABILISERS

SERVOMEX type AC2—9 amps. £20 ea.
SERVOMEX type ACT—30 amps. £35 ea.
Carriage £1-50

AMERICAN SWEEP GENERATOR type 432. Covers from 5 to 100 MHz. Has built in display and 101 DB Push Button RF Attenuator in one DB step, plus Calibrated Marker Generator covering 5 to 100 MHz continuous. American Government Contract, so quality is high. Supplied for 240V 50 HZ operation with plugs and leads. Size 13½ x 9½ x 19in. Price £70 each. Carriage £1-90.

AMERICAN SWEEP GENERATOR type TRM 3 15 to 400 MHz. £300.

AMERICAN POWER UNITS STANDARD 250V 50 HZ Input 28V 40 AMP OUTPUT. Size 22 x 16 x 9in. Supplied in original transit case £25.

AMERICAN AM GENERATOR type 497. 4 to 400 MHz. Supplied with leads, etc., for 240V 50 HZ operation £35.

12" LONG PERSISTANCE TUBES

Ideal for SSTV; educational purposes. Type 12DP7A. Connections, voltages etc. Brand New Boxed £750 each including carriage and VAT.

SPECIAL 40 MHZ SCOPE SOLARTRON CD1212 ONLY £50. Has to be a snap. There is no plug-in Y amps available.

TB-100 nanosec per cm. to 5 sec. per cm. in 24 calibrated ranges. 20 nanosec per cm. with times 5 expansion. 8" flat faced tube. Trace locator. 0.2 microsec. signal delay. Built in calibrator. 1 KHz square wave. 200 micro volts to 100 volts in 19 calibrated ranges. Tube sensitivity 3 V/CM MAIN FRAM Y AMP boosts this to better than 200mV per cm. at 40 MHZ. 240V. 50 HZ input. Complete with full manual including plug-in circuits. Come and see one working or Carriage £1-50.

***STILL at £42-50**

Solartron CD 715-2 Double Beam Oscilloscope DC-9 mc/s; 3 mV/cm; trigger delay; crystal calibrator; 4" flat faced tube. In good working condition. Carr. £1-50.

SOLARTRON CD 523 Single Beam Oscilloscope 3db at 10 MHZ; 1mV max sensitivity. DC coupled down to 1 vol. 4in. flat faced PDA tube. TB from 1 sec. per cm. to 0.1 microsec. per cm. plus times 5 expansion £50.

MARCONI TF 195M-0/40 KHz Sine Wave Generator 0/40 Volts output Metered. These must go £7-25.

MARCONI TF 801B AM SIGNAL GENERATOR. 12 to 470 MHZ. In good working condition £90.

MARCONI TF 938 (CT44). Absorption Wattmeter 10mW to 8 Watts. Input impedance 2.5 ohms to 20k ohms. Freq. response flat at 20KHz. Calibrated in volts and db's. 5in. mirror backed meter £7-50 ea. P. & P. 75p.

MARCONI VVM TF141A £22.50.

MARCONI TF 428C. Measures AC 100MV to 150V 20HZ to 15 MHZ. Measures DC 40MV to 300V. Complete with probe. Standard 240V operation £12-50 each.

MARCONI TF899. Measures 20MV to 2V AC. 50 HZ to 100 MHZ. £10 each.

MARCONI VVM TF 1300. Measures AC 50kV to 100V. 20 HZ to 300 MHZ. DC 100kV to 300V. Ohms 50 to 5 Meg Ohm. In fine condition £18 each.

AVO TRANSISTOR AND DIODE TESTER TYPE CT 537. In superb condition, in original crates with full instructions, circuit diagram, etc. New price £250 Plus. OUR PRICE £48 ea. Carr. £1-25.

SLOPED CASES size 9 X 7in. with 8in. slope. 15in. long. In Hammer Grey. Brand New boxed £1. Packing and postage 7p.

E.H.T. TRANSFORMERS, e.g. 5KV at 0.125 Amps and others. All 240 volts input.

BRAND NEW AMERICAN HIGH VOLTAGE CAPACITORS. 0.15mfd 120KV working. £20 each. Carriage at cost.

MODERN TELEPHONES type 708. Two tone grey. £3-75 ea. Two-tone green £3-75 ea. Black £2-75 ea. P. & P. 25p ea.

Ideal **EXTENSION** Telephones with standard GPO type dial, bell and lead coding. £1-75 ea. P. & P. 25p.

All telephones complete with bell and dial.

POTENTIOMETERS

COLVERN 3 watt. Brand new. 25; 50k all at 13p ea.

MORGANITE Special Brand new. 2.5; 10; 100; 250; 500K; 1 in. sealed. 17p ea.

BERCO 2½ Watt. Brand new. 5; 10; 50; 250; ohms; 1; 2.5; 10; 25; 50k at 15p ea.

STANDARD 2 meg. log pots. Current type 15p ea.

INSTRUMENT 3 in. Colvern 5 ohm 35p ea.; 50k and 100k 50p ea.

BOURNS TRIMPOT POTENTIOMETERS. 20; 50; 100; 200; 500 ohms; 1; 2; 5; 10; 25k at 35p ea. ALL BRAND NEW.

RELIANCE P.C.B. mounting: 270; 470; 500 ohms; 10k at 35p ea. ALL BRAND NEW.

ALMA precision resistors 200K; 400K; 497K; 998K; 1 meg—0.1% 27p ea.; 3.25k, 5.6k, 13k-0.1% 29p ea.

CAPACITORS. Brand New. 10,000mfd 50V 60p ea. P & P 15p.

RELAYS

Varley VP4 Plastic covers 4 pole c/o 5K—35p ea. 15K—35p ea.

CARPENTERS relays Single pole c/o 20 and 45 ohm coil as new 37p each. 14 ohm coil 33p each. 45 ohm coil 33p each.

TRANSFORMERS. All standard inputs. Gard/Parml/Part. 450-400-0-400-450. 180 MA. 2s8 3v. £3 ea.

Neptune Series. Multi 0.3 volts to glva 48V at 3.5 amps etc. £3-50 incl. P. & P.

Large quantity LT, HT, EHT transformers and chokes.

Best quantity of good quality components—NO PASSING TRADE—so we offer **3 LBS. of ELECTRONIC GOODIES** for £1-50 post paid.

COLVERN TEN TURN POTS, ea ea. 100K at 60p each. Complete with dial £1-50 each. P. & P. 15p.

£1 WORTH OF 'UFS'. Six Brand New capacitors all between 15V and 100V. Total capacitance not less than 7,000mfd. P. & P. 45p.

CAPACITOR PACK 50 Brand new components only 50p. P. & P. 17p.

POTS 10 different values. Brand new. 50p. P. & P. 17p.

COMPONENT PACK consisting of 5 pots various values, 250 resistors ½ and ¼ watt etc., many high stabs. All brand new. Fine value at 50p per pack. P. & P. 17p.

DELIVERED TO YOUR DOOR 1 cwt. of Electronic Strap chassis, boards, etc. No Rubbish. FOR ONLY £3-50. N. Ireland £2 extra.

P.C.B. PACK S & D. Quantity 2 sq. ft.—no tiny pieces. 50p plus P. & P. 20p.

FIBRE GLASS as above £1 plus P. & P. 20p.

5 CRYSTALS 70 to 80kHz. Our choice, 25p. P. & P. 15p.

TRIMMER PACK. 2 Twin 50/200 pf ceramic; 2 Twin 10/80 pf ceramic; 2 min strips with 4 preset 3/20 pf on each; 3 air spaced preset 3/20 pf on ceramic base. ALL BRAND NEW 25p the LOT. P. & P. 10p.

ROTARY SWITCH PACK—6 Brand New switches (1 ceramic; 1-4 pole 2 way etc.). 50p. P. & P. 20p.

FLAT FACED 4" Twin Beam Tube. Type CV2193. (Cosmar 89D). Green Trace Brand New. £4 each. P. & P. 37p.

C.R.T.'s 8" type CV1385/ACR13. Brand new with spec. sheet. £30 ea. P. & P. 35p.

TUBE type VCR138 £2 ea. P. & P. 37p. Numetal shields 60p ea.

BASES for CV1385 or VCR138 20p ea. P. & P. 15p.

GRATICULES. 12 cm. by 14 cm. In High Quality plastic. 15p each. P. & P. 5p.

PANEL mounting lamp holders. Red or green. 9p ea. Miniature. **PANEL** mounting lamp with holders—10V 15MA 5p ea.

BECKMAN MODEL A. Ten turn po complete with dial. 100k 3% Tol 0.25%—only £2-13 ea. Also 450K 0.5% with dial £2-13 ea.

ELECTROSTATIC VOLTMETERS from 0-500 Volts to 0-10kV. S.A.E. with your requirements.

FIBRE GLASS PRINTED CIRCUIT BOARD. Brand new. Single sided up to 2½" wide x 15" 1p per sq. in. Larger pieces 1p per sq. in. Double sided. Any size 1p per sq. in. Postage 10p per order.

INTEGRATED CIRCUIT test clip by AP Inc. Gold Plated clip-on. Brand New Individually boxed. £1-00 ea. P. & P. 10p.

DECADE DIAL UP SWITCH—5 DIGIT. Complete with escutcheon. Black with white figures. Size 4in. long x 1in. high x 1½in. deep. Ex-Plassey. £1-40 each. P. & P. 18p.

LIGHT EMITTING DIODES (Red) from Hewlett-Packard. Brand New 30p ea. Information 5p. Holders 1p.

SANGO 50 micro amp meter. 2½" diameter. Ex-brand new radiation equip. £1-25 ea. P. & P. 17p.

VISCONOL EHT CAPACITORS

0.05mfd 2.5kv 50p ea. 0.01mfd 5kv 40p ea.
0.05mfd 8kv 50p ea. 0.01mfd 10kv 50p ea.
0.002mfd 15kv 65p ea. 0.1 mfd 4kv 35p ea.

DUBILIER 0.1mfd 5 KV; 0.1mfd 7.5 KV; 0.25mfd 7.5 KV; 0.5mfd 8 KV all at 50p ea. P. & P. 15p.

OTHER BLOCK PAPER CAPACITORS AVAILABLE. S.A.E. with requirements.

PHOTOCELL equivalent OCP 71. 13p ea. **MULLARD OCP70** 10p each.

BONTOON AM/FM
Signal Generator type 202E.
100 Khz to 216Mhz. £125.

SCHLUMBERGER AM/FM
Precision Generator type
DO 1001 plus. £550.

MARCONI TF1066B/1
FM Signal Generator. Brand
New. List price.

HEWLETT PACKARD OSCILLOSCOPES
Type 175A. Dual 50Mhz £275 each.

5 VOLT ½ AMP LOGIC (I.C.'s) POWER SUPPLY
Standard Mains Input. £2-75 each. P. & P. 25p.

MAKE YOUR SINGLE BEAM SCOPE INTO A DOUBLE WITH OUR NEW LOW PRICED SOLID STATE SWITCH. 2 HZ to 8 MHZ. Hook up a 9 volt battery and connect to your scope and have two traces for ONLY £5-50. P. & P. 25p. **STILL AVAILABLE** our 20 MHZ version at £9-25. P. & P. 25p.

20HZ to 200KHZ SINE AND SQUARE WAVE GENERATOR
In four ranges. Wien bridge oscillator thermistor stabilised. Separate independent sine and square wave amplitude controls. 3V max sine, 6V max square outputs. Completely assembled P.C. Board, ready to use. 9 to 12V supply required. £7-85 each. P & P 25p. Sine Wave only £5-85 each. P & P 25p.

TRANSISTOR INVERTER
12V to 1.5 KV 2MA. Size 1½ x 2½ x 4in. Multi tapped secondary and output level control makes possible large range of voltage and current output combinations without modification. Very flexible unit at £2-95 each. P. & P. 25p.

NEW WIDE RANGE WOBBLATOR
5 MHZ to 150 MHZ (Useful harmonics up to 1.5 GMZ) up to 15 MHZ sweep width. Only 3 controls, preset RF level, sweep width and frequency. Ideal for 10-7 or TV IF alignment, filters, receivers. Can be used with any general purpose scope. Full instructions supplied. Connect 6-3V AC and use within minutes of receiving. All this for only £5-75. P. & P. 25p.

Unless stated—please add £1.50 carriage to all units.

VALUE ADDED TAX not included in prices—please add 10%

Official Orders Welcomed, Gov./Educational Depts., Authorities, etc., otherwise Cash with Order

Open 9 am to 6.30 pm any day (later by arrangement.)

CHILMEAD LTD

7/9 ARTHUR ROAD, READING, BERKS. (rear Tech. College, Kings Road) Tel.: Reading 582605/65916

MARCONI SIGNAL GENERATOR TYPE TF-144G: Freq. 85 Kc/s-25 Mc/s in 8 ranges. Incremental: $\pm 1\%$ at 1 Mc/s. Output: continuously variable 1 microvolt to 1 volt. Output Impedance: 1 microvolt to 100 millivolts, 10 ohms 100mV - 1 volt - 52.5 ohms. Internal Modulation: 400 c/s sine wave 75% depth. External Modulation: Direct or via internal amplifier. A.C. mains 200/250V, 40-100 c/s. Consumption approx. 40 watts. Measurements 29 x 12 1/2 x 10 in. Secondhand condition. £27.50 each, Carr. £2.00.

POWER SUPPLY UNIT PN-12A: 230V a.c. input 50-60c/s, 513V and 1025V at 420mA o/put. With 2 smoothing chokes 9H, 2 Capacitors, 10Mfd 1500V and 10Mfd 600V. Filament transformer 230V a.c. input. 4 Rectifying valves type 5Z3. 2 x 5V windings at 3Amps each and 5V at 6Amp and 4V at 0.25Amps. Mounted on steel base 19in. W x 11in. H x 14in. D. (All connections at the rear.) Excellent cond. £8.50 each, Carr. £2.

MODULATOR UNIT: 50 watt, part of BC-640, complete with 2 x 811 valves, microphone and modulator transformers etc. £7.50 each, Carr. £2.00.

CATHODE RAY TUBE UNIT: With 3in. tube, Type 3EG1 (CV1526) colour green, medium persistence complete with nu-metal screen, £3.50 each, post 50p.

APN-1 INDICATOR METER, 270° Movement. Ideal for making rev. counter. £1.25, post 30p.

AIRCRAFT SOLENOID UNIT S.P.S.T.: 24V, 200 Amps, £2 each, 30p post.

VARIAC TRANSFORMERS: Input 115V, output 0-135V at 2 Amps. £3 each 75p post.

RACK CABINETS: (totally enclosed) for Std. 19 in. Panels. Size 6 ft. high x 21 in. wide x 16 in. deep, with rear door. £12 each, Carr. £2.50.

INSTRUMENT CABINETS: 19"W. x 16"H. x 16"D. £5.00 + £1.25 carr.

CLASS "D" WAVEMETER NO. 1 MK. II: Crystal controlled heterodyne frequency meter covering 2-8MHz. Power supply 6V d.c. Good secondhand cond. £7.50 each. Post 60p.

ROTARY INVERTERS: TYPE PE.218E—input 24-28V d.c., 80 Amps, 4,800 rpm. Output 115V a.c. 13 Amp 400 c/s. 1 Ph. P.F.9. £17.50 each, Carr. £2.00.

REDIFON TELEPRINTER RELAY UNIT NO. 12: ZA-41196 and power supply 200-250V a.c. Polarised relay type 3SEITR. 80-0-80V 25mA. Two stabilised valves CV 286. Centre Zero Meter 10-0-10. Size 8in. x 8in. x 8in. New condition £7.50, Carr. 75p.

WESTON INDUSTRIAL THERMOMETER MODEL 221: 0-100°C. 3in. dia. scale. Accuracy 1%. Precision made coil within-coil structure. Changes in temperature cause a rotary action of the Helix turning the shaft to which the pointer is mounted. £2.80 each 30p post. Unused condition.

TS 15C/AP FLUXMETER: Used to provide qualitative measurements of flux densities between pole faces of magnets. Range 1200-9600 gaussers. $\pm 2\%$. S/hand good cond. £25 + 60p post.

AUTO TRANSFORMER: 230V 50c/s, 1000 watts. Mounted in strong steel case 5in. x 6 1/2in. x 7in. Bitumen impregnated. £10 each, Carr. £1.

UHF ASSEMBLY: (suitable for 1000MHz conversion) incl. UHF valves; 2C42, 2C46, 1B40. Complete with associated capacitors and screening; 3 manual counters 0-999. Valves 6AL5 and 8 x 6AK5. £10 each, 60p post.

ALL U.K. ORDERS SUBJECT TO 10% VALUE ADDED TAX. THIS MUST BE ADDED TO THE TOTAL PRICE (including post or carriage).

If wishing to call at stores, please telephone for appointment.

W. MILLS

3-B TRULOCK ROAD, LONDON, N17 0PG
Phone: 01-808 9213 and Bedford 740605 (STD 0234).

TELEPRINTER TYPE 7B: Pageprinter 24V d.c. power supply, speed 50 bauds per min. 'as new' cond. in original packing case, £25 each; or second hand cond. (excellent order) no parts broken, £15 each. Carriage either type £3.00.

INSULATION TEST SET: 0-10 kV negative, earth with amplifier provision for checking ionisation. 110/230V a.c. input. S/hand good cond. £30 + £1 carr.

APN-1 ALTIMETER TX/RX: Freq. approx. 410MHz. Complete with 28V dynamotor, 3 relays, precision resistors, 11 valves. Useful breakdown for parts. £4 each + 75p carr.

AUTOMATIC VIBRATION EXCITER CONTROL UNIT TYPE 1018: Manufactured by Bruel & Kjoer. 5-5000c/s per sec. S/hand V. good cond. £90, Carr. £2.

TF-1041B VALVE VOLTMETER: Measure 25mV-300V, 20c/s-1500Mc/s a.c. Also 10mV-100V d.c. Resistance 0.02 chms-500Meg. chms. Power requirements 200-250V a.c. S/Hand excellent cond. £35 each, Carr. £1.

T.1509 TRANSMITTERS (FOR EXPORT ONLY): General-purpose HF communications transmitter for use in fixed or mobile ground stations. Hand or high-speed keying. Crystal or MO control, with temperature compensated MO circuit. CW, MCW and R/T. Frequency: 1.5 to 20 Mc/s. Modulation: 100% O/put impedance: 50 ohms. Audio input: 600 ohms. Valves: Power Amplifier 2 x 813 and Modulator 2 x 813. Power requirements 200-250 volts a.c., 50 cycles. Power out put 300 watts. Dimensions 2ft. 6in. W. x 2ft. D. x 5ft. H. Weight: 800 lbs. Excellent condition, price £225.00 each.

AN/ARC-27 TRANSMITTER/RECEIVER (FOR EXPORT ONLY): Frequency 225-400 mc. 1750 channels 100 Kc apart with 18 preset channels. Modulation: am. Power output 9 watts. Receiver is superheterodyne. Max. output 2 watts. Antenna: 50 ohm impedance. Power requirements 24v d.c. Complete transmitter with operating cables, control box, headphones, microphone. Price £250.00 each secondhand, excellent condition.

POWER SUPPLY suitable for AN/ARC-27: 100 volts to 250 volts a.c. input. 24v d.c. output @ 41 amps fully smoothed. £45.00 each.

CRYSTAL TEST SET TYPE 193: used for checking crystals in freq. range 3000-10,000KHz. Mains 230V 50Hz. Measures crystal current under oscillatory conditions and the equivalent resistance. Crystal freq. can be tested in conjunction with a freq. meter. £15. Carr. £1.50.

DELPENA RF GENERATOR TYPE E.15: 15kW at 500Hz; input 440V 3 ph-50Hz. £275. Carr. at cost.

H.V. TRANSFORMER: 8000/8000. Output 300mA. rms. Size: 12in. x 12in. x 36in. 230V input. £35, Carr. £4.00.


COPPER WIRE AERIAL: with insulators, 100ft. long. £1.50. Post 40p.

TELEPHONE CABLE: (Twin) PVC covered suitable for extension speakers, burglar alarms etc. 200 yds. per roll. £2.50 a roll. Post 50p.

TELEPHONE CABLE: (Twin) 1,350ft. on metal reel. £5 per reel. Carr. £1.

LISTS OF EQUIPMENT AVAILABLE: MOTORS; TELEPRINTERS; AR88 SPARES; TEST EQUIPMENT ETC. Send 10p for above lists.

ALL CARRIAGE QUOTES GIVEN ARE FOR 50 MILE RADIUS OF LONDON ONLY.



For your diary

interface 74

The Texas Instruments
Technical Seminar
will be held on

Tuesday June 11th,
Wednesday June 12th,
Thursday June 13th

at the Talk of the Town
Leicester Square, London

Look forward to seeing you!

For further information circle No 123 on the Reply Card



Principles and Calculations for Radio Mechanics Part 1

R. A. Bravery and A. P. Gilbert

Part of the Radio, Television and Electronics
Servicing Series, this volume deals with the
subject matter for Part 1 of the City and Guilds
Radio Mechanics Course 222.

1974 152 pp., illustrated 0 408 00119 4 £1.90

Rapid Servicing of Transistor Equipment 2nd Edition

Gordon J. King

This completely revised second edition takes
account of recent developments such as
capacitor-diodes, f.e.t.s and integrated circuits.

1973 180pp., illustrated 0 408 00116 X £1.90

Robotics

John F. Young

The object of this book is to present a
comprehensive and orderly account of the
principles and practice of robotics. It will
provide a valuable source of reference for
research workers and those in related fields.

1973 304 pp., illustrated 0 408 70522 2 £6.00

Obtainable through any bookseller or from

The Butterworth Group

Borough Green, Sevenoaks,
Kent TN15 8PH. Tel. Borough Green 2247.



G. F. MILWARD

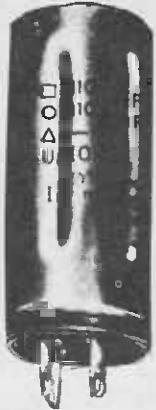
ELECTRONIC COMPONENTS

Wholesale/Retail: **369 Alum Rock Road, Birmingham B8 3DR. Tel. 021-327 2339**

Special Offer!!!—From Stock—New—Boxed—AND 60% Discount!

MULLARD ELECTROLYTIC CAPACITORS

071 and 072 Series



Type No.	Working Voltage Vdc.	Capacitance μ F.	Max. Ripple Current at 50°C	Weight	Price
071 14472	10	4700	2.5 amps	1oz	15p
071 14682	10	6800	4 amps	1oz	17p
071 15332	16	3300	2.4 amps	1oz	15p
071 15472	16	4700	3.8 amps	1oz	17p
071 15682	16	6800	8.8 amps	1oz	17p
071 14113	10	11000 + 11000	10.8 amps	1oz	22p
072 14173	10	15500 + 16500	13.4 amps	4oz	49p
072 15752	25	7500 + 7500	10.5 amps	3oz	37p
072 15113	16	11000 + 11000	13.8 amps	4oz	49p
072 16502	25	5000 + 5000	9.8 amps	3oz	37p
072 16752	25	7500 + 7500	12.8 amps	4oz	49p
071 18681	63	680	2.1 amps	1oz	15p

106 and 107 Series

Type No.	Working Voltage Vdc.	Capacitance μ F.	Max. Ripple Current at 50°C	Weight	Price
106 14183	10	15000	7 amps	4oz	57p
106 17103	40	10000	12 amps	7oz	84p
107 10222	100	2200	10 amps	5oz	74p

Type No.	Voltage	Capacitance	Weight	Price
102 15163	16	16000	8oz	29p
104 90003	20	30000	16oz	39p
102 16502	25	8000	7oz	25p
104 90001	45	20000	16oz	50p

A discount of 10% may be deducted from above prices on lots of 100 of any one type.

Please calculate the weight of your order and include appropriate postage.

Not over	Ordinary Parcels
1 1/2lb	20p
2lb	22p
4lb	27p
6lb	32p
8lb	37p
10lb	42p
14lb	52p
18lb	62p
22lb	72p



SMALL ELECTROLYTICS

Ref. No.	Capacity	Voltage	Price	Ref. No.	Capacity	Voltage	Price
H8/2	2.2 μ f	25v	4p	H7/3A	64 μ f	25v	4p
H8/2A	3.3 μ f	25v	4p	H7/4	84 μ f	15v	4p
H8/3	3 μ f	50v	4p	H7/4A	64 μ f	35v	5p
H8/3A	4 μ f	50v	4p	H7/5	80 μ f	15v	4p
H8/4	4.7 μ f	25v	4p	H7/7	100 μ f	25v	4p
H8/4A	5 μ f	64v	4p	H7/8	125 μ f	15v	5p
H8/5	5 μ f	10v	4p	H7/8A	100 μ f	35v	6p
H8/5A	5 μ f	150v	4p	H7/9	100 μ f	63v	6p
H8/6A	10 μ f	10v	4p	H7/9A	125 μ f	4v	4p
H8/7	10 μ f	70v	4p	H7/10	125 μ f	25v	8p
H8/8	16 μ f	35v	4p	H7/10A	160 μ f	2.5v	3p
H8/8A	16 μ f	18v	4p	H7/11	160 μ f	25v	8p
H8/9	20 μ f	6v	2p	H7/11A	150 μ f	18v	5p
H8/9A	20 μ f	70v	4p	H7/13A	200 μ f	25v	8p
H8/10	22 μ f	50v	4p	H7/14	220 μ f	50v	10p
H8/10A	22 μ f	100v	4p	H7/15	220 μ f	25v	5p
H8/11	25 μ f	12v	4p	H7/15A	220 μ f	35v	10p
H8/12	32 μ f	15v	4p	H8/1A	250 μ f	4v	3p
H8/12A	32 μ f	10v	4p	H8/3A	320 μ f	2.5v	3p
H8/13A	32 μ f	50v	4p	H8/4	320 μ f	10v	4p
H8/14	40 μ f	25v	5p	H8/4A	330 μ f	16v	5p
H8/14A	40 μ f	18v	4p	H8/5	330 μ f	25v	10p
H8/15	47 μ f	50v	4p	H8/5A	330 μ f	35v	15p
H8/15A	40 μ f	35v	4p	H8/6	470 μ f	25v	10p
H7/1	50 μ f	6v	3p	H8/8A	470 μ f	35v	20p
H7/1A	50 μ f	10v	4p	H8/9A	400 μ f	40v	20p
H7/2A	64 μ f	2.5v	2p	H8/13A	1000 μ f	25v	16p

RECTIFIERS 1N4007 1200 peak volts, 30 amps peak current, 1 amp mean current. 100 for £7.50, 1,000 £50.

UNREPEATABLE BARGAIN **BD112**

TO3-NPN DIFFUSED SILICON PLANAR EPITAXIAL.
V_{CEO} COLLECTOR TO BASE—80 VOLTS.
V_{CEO} COLLECTOR TO EMITTER—60 VOLTS.
V_{BE0} EMITTER TO BASE—5 VOLTS.
20 WATTS—2 AMPS—30 MHz. FEATURES HIGH CURRENT GAIN OVER WIDE RANGE OF COLLECTOR CURRENT

25p!
ONLY

NEW! NEW! NEW! NEW!

An aerosol spray providing a convenient means of producing any number of copies of a printed circuit both simply and quickly.
Method: Spray copper laminate board with light sensitive spray. Cover with transparent film upon which circuit has been drawn. Expose to light. (No need to use ultra-violet.) Spray with developer, rinse and etch in normal manner.
Light sensitive aerosol spray £1.00 plus
Developer and Etchant 50p postage
Copper-clad Fibre-glass Board—50p sq. ft. (max. 3' x 4')

NEWER THAN NEW!!

Fibre Glass Board pre-treated with light sensitive lacquer enabling you to produce prototype printed circuits within five minutes.

SILICON P.N.P. Type	Voltage	Frequency	Price	SILICON P.N.P. Type	Voltage	Frequency	Price
BCV 71	45	200 MHz	12p	2N 3053	60	100 MHz	17p
BFS 92	100	70 MHz	20p	2N 3707	30		12p
BFS 95	40	70 MHz	17p	2N 5179	20	900 MHz	40p
BFX 12	25	210 MHz	10p	GERMANIUM P.N.P.			
2N 2906	60	200 MHz	15p	ACY 44	50	1 MHz	10p
2N 3702	40	100 MHz	11p	ADY 26	80	75 watts	£1
2N 3703	50	100 MHz	12p	AF 124	20	75 MHz	20p
SILICON N.P.N.				AFY 19	32	350 MHz	20p
BC 108	30	150 MHz	10p	ASY 32	25	5 MHz	10p
BC 109	30	150 MHz	10p	ASZ 21	15	450 MHz	20p
BF 175	225	125 MHz	40p	GET 113	32		10p
BF 180	30	625 MHz	25p	GET 120	32	2 watts	10p
BFW 58	80	80 MHz	15p	OC 123	50	1 MHz	10p
BFX 43	30	500 MHz	20p	OCP 70	Light-sensitive		20p
BFX 86	40	50 MHz	17p	2N 1307	30	10 MHz	15p
BFX 93	30	50 MHz	10p	2N 1309	30	15 MHz	15p
2N 997	60	40 MHz	12p	2N 443	60	150 watts	£1
2N 709	15	900 MHz	30p	HIGH FREQUENCY, POWER			
2N 718	60	60 MHz	12p	BFR 84	40	1,200 MHz	£1
2N 753	25	250 MHz	12p	BLY 89A	35	650 MHz	£5
2N 744	20	300 MHz	12p	BLY 93A	60	500 MHz	£5
2N 1513	75	50 MHz	17p	BLY 218	35	1,200 MHz	£2
2N 2220	80	250 MHz	16p	2N 709	15	800 MHz	15p
MICROWAVE DEVICES				2N 3926	38	250 MHz	£1
CL 8300	Gunn effect oscillator			9-4 GHz			£40
CL 8370	ditto			9-5 GHz			£19
CL 8380	ditto			10-5 GHz			£10
CL 8390	ditto			11-5 GHz			£10
CL 8430	ditto			9-35 GHz			£40
CL 8450	ditto			9-35 GHz			£40
CL 8470	ditto			9-38 GHz			£40
BXY 27	Varactor Diode, "S" Band, Cut-off			70 GHz			£1
BXY 32	Varactor Diode, Cut-off			100 GHz			£1
BXY 33	Frequency Multiplier, "X" Band			150 GHz			£1
BXY 35A/C	ditto			25 GHz			£1
BXY 36C/D	ditto			75 GHz			£1
BXY 37C/D	ditto			100 GHz			£1
BXY 38C/E	ditto			120 GHz			£1
BXY 39C/D	ditto			150 GHz			£1
BXY 40D/E	ditto			180 GHz			£1
BXY 41C/D/E	ditto			200 GHz			£1

REMEMBER! ALL GOODS PLUS 10% V.A.T.


G. F. MILWARD, Drayton Bassett, Tamworth, Staffs. Postage (minimum) per order 15p.

UNIQUE OPPORTUNITIES

FABULOUS Marconi


MARCONI TF867 STANDARD SIGNAL GENERATOR

Carrier Frequency Range: 15Kc/s - 30Mc/s in 11 bands. Calibration Accuracy: $\pm 1\%$. Output Voltage: 0.4 μ V-4V. Impedance: 75 ohms nominal for outputs from 2-4V. 75 ohms for outputs from 0.4 μ V-2V. 13 ohms for outputs from 0.4 μ V-0.4V. Accuracy below 3Mc/s: $\pm 0.25\text{dB}$ to $\pm 0.1\mu\text{V}$. 3-10Mc/s: $\pm 0.5\text{dB}$ or 0.2 μV . 10-30Mc/s: $\pm 1\text{dB}$ or $\pm 0.5\mu\text{V}$. Power Supply: 100-125V, 200-250V, 40-100c/s. Dimensions: 18 in. high x 21 in. wide x 14 in. deep.



£139.50

MARCONI Type TF144H STANDARD SIGNAL GENERATOR



Frequency range: 10kHz-72MHz. Crystal Check: 400kHz and 2MHz crystals. Stability: 0.002% in 10 minute interval.

Full specification available on request.

£245

THE VERY, VERY LATEST COSSOR

4000-50MHz DUAL TRACE OSCILLOSCOPE



5mV/cm Sensitivity. 10ns/cm to 2s/cm Timebase. Calibrated Sweep. Gated Trigger. SPECIAL PRICE FOR THIS MONTH ONLY **£325**

Also Available: A LIMITED QUANTITY OF COV 120 DC-60MHz DOUBLE BEAM OSCILLOSCOPES. OUR INCREDIBLE PRICE **£275**

SMITHS INDUSTRIES DIGIKELVO AC/DC DIGITAL MULTI-RANGE METER.




★ With 4 independent inputs
★ 3 digits plus polarity
★ range switching without breaking current measuring circuit
★ High input impedance on voltage
★ low input impedance on current.

Frequency Range 300Hz-500Hz on volts. Measures 0.01mV-600VDC. 1nA-999mA current. 1mV-800VAC. 100nA-999mA. NEW CONDITION IN MANUFACTURER'S ORIGINAL PACKING

£49.50

Made for N.A.T.O.




(STOCK NO. 6625-99-223-1190)

Yours at a fraction of original cost.

COSSOR COU150/CT531 (JOINT SERVICES NO.) RUGGEDISED DOUBLE BEAM 5mV/cm Sensitivity DC to 35MHz. Delayed timebase cascade - 1mV/cm to 8MHz. Fully transistorised

OUR PRICE FULLY TESTED GUARANTEED £375

LIMITED QUANTITY TEKTRONIX WIDE-RANGE OSCILLOSCOPES



THE WORLD FAMOUS 545 in the DC to 30MHz range. Can be used to operate with Tektronix letter series plug-in unit for virtually any application.

Fantastic value at **£175** (Main Frame only)

Tektronix 545 complete with CA Double Beam Time Base **£235**

Also available: TEKTRONIX 545A with CA plug-in **£255** TEKTRONIX 535 with CA plug-in **£175**

Sensational Offer due to frustrated export order

Dynamco 71 Oscilloscope



1/2 PRICE

★ Fully Transistorised
★ Dual Channel ★ Sweep Delay
★ Range DC-30MHz ★ Sensitivity 1mV.

£249.50

Unrepeatable offer—limited quantity only! Listed at over £500

PRECISION ELECTRONICALLY TUNED MICROWAVE SIGNAL SOURCES Hewlett Packard 690 SWEEP OSCILLATORS

370c to 830c $\pm 25\text{Mc}$ Δf Sweep Width—continuously adjustable from zero to approximately 10% of frequency range. Δf Width Accuracy $\pm 10\% \pm 4.3\text{Mc}$. Levitated Power 50mw



£495

ALPHANUMERIC NIXIE TUBES B7971

The Alphanumeric NXDE tube has the ability to display all the letters of the alphabet, numerals 0 thru 9 and special characters in a single tube.



From the standpoint of both readability and electrical characteristics, the Alphanumeric NXDE tube provides many unique benefits including:
★ All DC operation
★ Uniform, continuous line characters of equal height
★ Memory with simple solid state drive circuits
★ Readability in high ambient light... 200 footcandle brightness
★ Long life with no loss of brightness
★ Character height 2.5mm.

Price only **99p** each plus 16p p&p

Power Supplies



28V 20A **£39.50**
6V 25A **£25**

VARIABLE VOLTAGE HIGH CURRENT HIGH STABILITY HIGH RELIABILITY

These power supplies were designed for continuous operation in computer equipment. Manufactured to highest engineering standard for long-term reliability and stability. Independent voltage and current meters. Core Transformer. Manufacturer's price probably in excess of £200



ELECTRONIC BROKERS LIMITED

49/53 PANCRAS ROAD : LONDON NW1 2QB. Tel: 01-837 7781

ADD 10% VAT TO ALL PRICES

to purchase some of the World's finest calibration instruments at savings of

33 1/3% AND MORE!

SODECO IMPULSE PRINTING COUNTER

4 Digit Decimal Counter
10c/second Electrical
Reset & Print-out 24 Volts
Type PN117. **PRICE £42**
Brand New.



POWER SUPPLIES. IBM EX-COMPUTER HIGHLY STABILISED

TRANSISTORISED LOW VOLTAGE POWER SUPPLIES. These modular units incorporate overload protection on both INPUT and OUTPUT. Load regulation of 1% or better. Low ripple and fast response time. Input voltage 180-230 50 Hz. Available in the following types:

- 6 volt 8 Amp £12.00
- 6 Volt 12 Amp £17.00
- 6 Volt 16 Amp £20.00
- 12 Volt 4 Amp £26.00
- 12 Volt 12 Amp £22.00
- 12 Volt 20 Amp £24.00
- 30 Volt 7 Amp £19.00



LAMBDA REGULATED POWER SUPPLIES

New Range just arrived! Phone for details.

PEN RECORDERS

ELLIOTT SINGLE PEN RECORDER TYPE 200



A most versatile pen recorder producing a trace on a curved-linear 3 in. strip chart. Two synchronous speeds: 1 in. and 6 in. per hour. Fitted with high and low alarm contacts operated by the moving coil. Basic movement 0-1mA DC coil resistance 400 ohms. Fitted with rectifier to allow operation on AC effective coil impedance at 50Hz 1800 ohms. Power supply required: 230V 50Hz. Applications: Ideal for recording relatively slow changing phenomena such as: Temperature; Gas or liquid Flow Rates; Sound Levels; Speed variations; Power Demand; Rainfall; humidity, etc. **PRICE £35.00** Clockwork version also available **PRICE £29.50**

LEEDS & NORTHRUP STRIP CHART RECORDER

This well-known instrument is fitted with a Series 50 control unit servo amplifier 101041 BR EQ. Range: 6-571 to 18 855. Ref. junction 320F. Primary element: P1. P1. 13% RM JMC. Response time: 5 sec. for f.s.d. Chart width: 7 in. Chart speed: 1 in. per hour. Power supply: 120V 50 Hz (auto-transformer available). Dimensions: Ht. 18", width 11", depth 4 1/2". Weight 51 lbs. **PRICE £800.00**

POTENTIOMETERS

TEN TURN 3600° ROTATION

Res Ohms	Linearity Per cent	Manufacturers	Model	Price
100	0.5	Beckman	A.S.	£2.00
200	0.5	Beckman	A.	£2.00
500	0.1	Beckman	B.	£2.50
500	1.0	Relcon	HEL107-10.	£2.25
1K		Relcon	HEL107-10.	£2.25
2K	0.5	Beckman	SA1101	£3.00
2K		Beckman	7815	£3.00
2K	0.25	Reliance	GP18	£2.00
2K		General Controls	GPA18/4	£2.00
3K		Relcon	07-10.	£2.50
5K		Colvern	CLR2503	£3.00
10K		Beckman X.	A.	£3.50
15K	0.1	Colvern	CLP2402	£3.00
25K	0.5	Hellipot	SAJ337	£3.00
25K	0.05	Beckman	SA1244	£4.50
30K	0.1	Beckman	A.88	£3.50
30K	0.5	Beckman	SA1892	£3.00
50K	0.5	Reliance	07-10	£2.25
50K		Reliance	07-8	£2.25
50K	0.5	Beckman	A.	£3.00
100K	0.1	Beckman	A.	£3.50
250K	0.1	Colvern	2501	£2.25
250K	0.1	Beckman	8A3902	£2.50
300K	0.1	Beckman	A.	£3.50

THREE TURN 780° ROTATION


25K		Beckman	Type C	£2.25
100/100		Beckman	Type C	£3.00
300		Beckman	8303	£2.25
1K		Colvern	PX21H3	£2.25
10K	0.5	Beckman	C.S.	£2.25
20K/20K	0.1	Beckman	C.S.	£3.00
10K/10K	0.1	Beckman	C.	£3.00
50K	0.5	Beckman	C.S.	£1.75

FIFTEEN TURN 5400° ROTATION

25K/25K		Beckman B.	10 watts	£6.50
45K/45K		Beckman B.	10 watts	£8.50

COMPUTER ACCESSORIES


80 COLUMN HAND PUNCHES



Ideal for stock control, sales analysis, back-up in existing computer installations, DP training centres, schools, etc. New low cost model £39.50 plus carriage.

DE LUXE MODEL

Incorporating tabulating mechanism. £79.50 plus carriage.



ELECTRIC HAND VERIFIER

£39.50 plus carriage.

All machines supplied with numeric keytops and dust-cover and covered by our three month guarantee. Delivery ex-stock. Optional extras alpha keytops and chip tray. Send for free descriptive leaflet NOW!

THIS MONTH'S SPECIAL MINI COMPUTER OFFER

SAVE 75% OF LIST PRICE ON THIS DEC PDP SYSTEM

DEC PDP8 4K 1.5 microsecond £1250.
ASR33 Printer available £200. PDP8S 8K CPU plus Teletype £1385. PDP8 4K CPU plus VDU P.O.A.
ATTENTION: PDP 11 USERS. MEMORY UPGRADES 4K, 8K, 12K, 16K SAVE MONEY NOW.
WIDE RANGE OF SPARES FOR THE FOLLOWING COMPUTERS ICL 1500, ICL 1900, SYSTEM 4, 4100, 803, AMPEX, etc.
COSSOR VISUAL DISPLAY DID400. Consisting of Keyboard & Display 402, stand alone capability for alphanumeric data entry. Available from £500. Please phone for details.



TELETYPE PUNCH

BRPE High-speed punch. Self-contained, consists of punch unit, base, motor unit. For use in many data communication systems. Operating speeds up to 100 characters per second. (1100 words per minute). Available for punching 5, 6, 7, or 8, level codes, into 1/2" tape. Synchronous, parallel-wire input. £145



WELMEC 7 & 8 HOLE ELECTRO-MECHANICAL PUNCHES & READER

Models S110 and R82C, 17 char. per sec. Rebuilt, available from stock. £45.

ICT KEYBOARDS

In original packing—Numerical from £4.50

ICT KEYBOARDS

In original packing—Alpha-numeric Prices from £15.00

Magnetic Tape Transporters AMPEX TMA, TM2, TM7, FR300, IBM 7330, POTTER, ICL Magnetic Drums. From £75.

IBM PUNCH CARD EQUIPMENT FULLY GUARANTEED


Prices from £140.00
024 Automatic alphanumeric keypunch..... £320.00
026 Automatic alphanumeric printing keypunch..... £220.00
056 Verifier features and operation same as 024, 026..... £300.00
082 Sorter 500 cards per minute are sorted..... £740.00
Carriage extra.

HEWLETT PACKARD DIGITAL RECORDER MODEL 565A

Data Entry, parallel to 11 columns. Print speed 5 lines per second. **PRICE £85.00.**

PYE HIGH RESISTANCE OHMMETER MODEL 10B

Range from 0.3-20,000 Megohms in 4 ranges at 500V. Used for the measurement of components or circuits having high parallel capacitance. **PRICE £20.00**



7-TRACK DIGITAL MAGNETIC TAPE STORAGE DECK

These machines, originally ex-computer, are multi-track recording units, ideal for data storage. Record and Replay Heads encased in one common unit. Low resistance heads. Frequency response approximately 0 Kc/s to 50 Kc/s. Bit density 557 b.p.i., 1 in., 10 1/2 in. spools, 230 V to 380V. Capstan motor speed 1,500 r.p.m. 48 V DC rewind motor complete with vacuum assembly. Finished in brush aluminium and matt black. Size 27 in. x 26 in. x 8 in. Weight 90 lbs. Price £89.50.


WEE MEGGERS BY EVERSHED & VIGNOLE

100 volt 0-02Ω—20MG Series 3 Mk III £25
250 volt 0-01Ω—10MG Series 3 only £18
250 volt 0-01Ω—20MG Series 3 only £18



VENNER 3334

Digital Frequency Meter 0-1MHz £45.00.



VENNER 3336

Digital Counter Six Digit 0-1MHz £55.00. With 15 Meg Counter extension for above £85.00.

MINITRON

K.G.M. Type 3015F 7 Segment Display showing figures 0-9 plus decimal point. Character pt 9mm height. In 16 DIL case.

NEW LOW PRICE £1.25

SN7447N BCD Decoder Driver £1.00

STOP PRESS

We have just taken into stock over 20 tons of RF test equipment by various manufacturers. Please telephone us as by the time this advertisement appears, we will have lists available.

WANDEL & GOLTERMANN

Distortion Measuring Set VZM-1 for colour t.v. 625 lines PAL. £750.
Distortion Measuring Set VZM-2 556KHz-12MHz £250.
Distortion Measuring Set VZM-83 32/304/556KHz comprises a generator and receiver used mainly to measure transmission distortion on FM radio link systems. £245.
Voltage & Level Meter 10KHZ-14MHz TFPM 43 measuring range 8v-40v (+/- 20-8dB). £339.
Selective Level Oscillator 10KHZ-14MHz TFP5 42 £349.



HEWLETT PACKARD Microwave Power Meter Type 430C Fast readings. Read power directly in mW and dBm. Upto 100- or 800-ohm, positive or negative temperature coefficient bolometers. Read CW and modulated power from 0.01 mW to 10 mW or dBm — 20 to +10 dBm. £65.00.

83 Sweep Oscillator by HEWLETT PACKARD. £495.

Vzm-83 distortion Generator. Vzm-2 distortion set. LM 4-8 level Meter. P.O.A.

TEKTRONIX Spectrum Analyser


10MHz—40GHz Type 481 One only £1,500.00.



MARCONI TF 2905/B.

Sine/Squared Pulse and Bar Generator for T.V. 625 system and colour. £459.00.

TF 2904. Colour gain and delay test set for NTSC and PAL colour T.V. systems. £190.00.



ELECTRONIC BROKERS LIMITED

49/53 PANCRAS ROAD : LONDON NW1 2QB. Tel: 01-837 7781

ADD 10% VAT TO ALL PRICES

Z & I AERO SERVICES LTD.

THE MANAGEMENT ANNOUNCES WITH REGRET THAT DUE TO RISING COSTS AND STAFF SHORTAGES OUR MAIL ORDER SERVICE WILL HAVE TO BE CURTAILED. NO MAIL ORDERS WILL BE ACCEPTED BELOW £5.00 PLUS VAT, I.E. £5.50 VAT PAID. OUR EQUIPMENT WILL STILL BE AVAILABLE TO PERSONAL CALLERS ONLY AT OUR RETAIL BRANCH, 85 TOTTENHAM COURT ROAD AND TRADE COUNTER, 44A WESTBOURNE GROVE, W2, WHERE THE ABOVE LIMIT WILL NOT APPLY, MINIMUM ORDER CHARGE FOR ACCOUNT CUSTOMERS IS £10.00.

AC/DC TAUT SUSPENSION MULTIMETERS — MADE IN USSR



U4312: 39-ranges AC/DC Volts and Amps Sensitivity 667 o.p.v. Accuracy 1/1.5% £9.75
U4313: 31-ranges AC/DC Volts and Amps. Sensitivity 20,000 o.p.v./2,000 o.p.v. Accuracy 1.5/2.5% £10.50




U435: 30-ranges. AC/DC Volts and Amps. Sensitivity 20,000 o.p.v. / 2,000 o.p.v. Accuracy 2.5/4% £8.75



U4341: 27-range multimeter, with AC/DC voltage and current coverage plus transistor tester giving current gain measurements from 10 to 350. Sensitivity 15,700/3,300 o.p.v. Accuracy 2.5/4% £10.50



U4324: 32 ranges. AC/DC Volts and Amps. Sensitivity 20,000/4,000 o.p.v. Accuracy 2.5/4% £8.00



U437: 15-ranges AC/DC Volts, DC Amps only. Sensitivity 10,000/5,000 o.p.v. Accuracy 2.5/4% £4.95



U4323: 22 ranges AC/DC Volts, DC Amps only. Sensitivity 20,000 o.p.v. Built-in AF/IF oscillator, giving signal at 1KHz and 485KHz. Accuracy 5% £7.00

OUR NEW 1973/1974 CATALOGUE OF VALVES, SEMICONDUCTORS, PASSIVE COMPONENTS AND TEST EQUIPMENT IS NOW READY. PLEASE SEND £0.15 FOR YOUR COPY. EXPORT PRICE LIST AVAILABLE TO BONA FIDE FOREIGN CUSTOMERS.

Head Office:

44a WESTBOURNE GROVE, LONDON, W.2

Tel: 727 5641/2/3

Cables: **ZAERO LONDON**

Retail branch (personal callers only)

85 TOTTENHAM COURT RD., LONDON W.2. Tel: 580 8403

C.A.A. Approved for inspection and release of electronic valves, tubes, klystrons, etc.

WE WANT TO BUY:

SPECIAL PURPOSE VALVES. PLEASE OFFER US YOUR SURPLUS STOCK. MUST BE UNUSED.

TELEX 261306

WW—117 FOR FURTHER DETAILS

NEW

FROM

FAIRCHILD

A FULL RANGE OF RADIO AND AUDIO INTEGRATED CIRCUITS GUARANTEED TO MANUFACTURER'S FULL SPECIFICATIONS.

Please send cash with order. Prices include VAT. P & P for U.K. 12p per order. Overseas add airmail charge.

			Price ea
µA703	TO-78	RF-IF Amp	£0.94
µA706A	DIPP	2.5W Audio Amp	£2.14
µA706B	DIPP	5.0W Audio Amp	£2.39
µA720	DIP	AM Radio Cct	£1.20
µA732	DIP	FM Stereo Decoder	£1.14
µA739	DIP	Dual Low Noise Pre-Amp	£1.45
µA749	TO-78	Dual Audio Pre-Amp	£1.28
µA753	DIP	FM Gain Block	£1.19
CA3075	DIP	FM-IF Amp	£1.07

Complete circuit connection diagram and characteristics supplied free with each circuit type.

Send this coupon and 4" x 9" stamped addressed envelope for comprehensive free price list.

Please print

NAME.....

ADDRESS.....

.....

.....



89-91 Wardour St., London, W1V 3TF.

WW—118 FOR FURTHER DETAILS

SERVICE TRADING CO

MATSUNAGA VARIABLE VOLTAGE TRANSFORMERS



INPUT 230 v. A.C. 50/60
 OUTPUT VARIABLE 0/260 v. A.C.
 BRAND NEW. All types.
 0.5 KVA (Max. 2 1/2 Amp) £10.00
 1 KVA (Max. 5 Amp) £14.70
 2 KVA (Max. 10 Amp) £28.10
 3 KVA (Max. 15 Amp) £31.25
 4 KVA (Max. 20 Amp) £72.50
 (Max. 37.5 Amp) £102.50

Carriage extra

L.T. TRANSFORMERS

All primaries 220-240 volts.

Type No.	Sec. Taps	Price	Post
1	30, 32, 34, 36 v. at 5 amps	£8.90	45p
2	30, 40, 50 v. at 5 amps	£9.18	60p
3	10, 12, 18 v. at 10 amps	£7.20	50p
4	6, 12 v. at 20 amps	£2.50	60p
5	17, 18, 20 v. at 20 amps	£6.15	60p
6	6, 12, 20 v. at 20 amps	£6.65	60p
7	12, 20, 24 v. at 10 amps	£6.75	50p
8	4, 6, 24, 32 v. at 12 amps	£6.60	60p
9	6 and 12 v. at 10 amps	£4.30	40p

VOLTAGE CHANGING TRANSFORMER

M.I. to highest W.D. spec. Auto wound, and tapped 0-130, 160-200-250 at least 8KVA. Can also be used as 230-240V, input, 115V, out for U.S.A. equipment, or reverse to obtain 240V, from 115V. The ideal transformer for making up solid state constant voltage units, by use of taps the following voltages may be obtained: 30-40-50-75-90 Volts at 10 amps. Weight 40 lbs., length 260 mm., height 180 mm., width 230 mm. In original maker's wooden case, £8.00, carr. £1.

240 V A.C. SOLENOID OPERATED FLUID VALVE

Rated 1 p.e.l. will handle up to 7 p.s.i. Forged brass body, stainless steel core and spring, 1/2 in. b.s.p. inlet/outlet. Precision made. British mfg. PRICE: £1.75. Post 25p. Special quotation for quantity. NEW in original packing.



FOOT SWITCH

Suitable for Motors, Drills, etc., etc. 5amp. 250 Volt. Price 75p. Post 15p.



VENNER TIME SWITCH TYPE MSQP

200/250 Volt 2 ON-2 OFF every 24 hours at any manually pre-set time. 20 amp contacts. Fitted die-cast case. Tested and in good condition £4.75 Post 25p.



METERS NEW! 2 1/2 in. FLUSH ROUND

available as D.C. Amps 1, 5, 10, 15, 20 or A.C. Amps 1, 5, 10, 15, 20. Both types £2.00. Post 15p.



50 in 1 ELECTRONIC PROJECT KIT

50 easy to build Projects. No soldering, no special tools required. The Kit includes Speaker, meter, Relay, Transformer, plus a host of other components and a 56-page instruction leaflet. Some examples of the 50 possible Projects are: Sound level Meter, 2 Transistor Radio, Amplifier etc. etc. Price £7.75 post 25p.

UNISELECTOR SWITCHES - NEW

4 BANK 25 WAY FULL WIPER 25 ohm coil, 24v. D.C. operation £4.90. Post 30p.
 8 BANK 25 WAY FULL WIPER 25 ohm coil, 24 v. D.C., £7.90. Post 30p.
 8 BANK 25 WAY FULL WIPER 24 v. D.C. operation £9.50. Post 40p.



MINIATURE UNISELECTOR SWITCH

2 Bank, 12 position, 24 volt D.C. operation, full wiper with ancillary contacts. NEW Price £2.50 Post 20p. As above but with 5 Bank, 12 position. Price £3.50 Post 20p.



GENERAL ELECTRIC POWER-GLAS TRIACS

10 amp. Glass passivated plastic Triac. Latest device from U.S.A. Long term reliability. Type SC 148D 10 amp. 400PIV £1.00. Post 5p. Type SC 148E 10 amp. 500PIV. £1.30. Post 5p. (Inclusive of data and application sheet) suitable Diac 18p.

'HONEYWELL' PUSH BUTTON, PANEL MOUNTING MICRO SWITCH ASSEMBLY

Each bank comprises of a change-over rated at 10 amps 240 volt A.C. Black knob 1 in. dia. Fitting hole 1 in. Prices: 1-bank 30p, 2-bank 40p, 3-bank 50p. (Illustrated) inc. P. A.P. Special quotes for quantities.



24 VOLT DC SOLENOIDS

Unit containing: 1 heavy duty solenoid approx. 25 lb. pull at 1 in. travel. 2 solenoids of approx. 1 lb. pull at 1 in. travel. 6 solenoids of approx. 4 oz. pull at 1 in. travel. Plus 1/24V D.C. 1 heavy duty 1 make relay. Price: £2.15. Post 60p. ABSOLUTE BARGAIN.

STROBE! STROBE! STROBE!

* FOUR EASY TO BUILD KITS USING XENON WHITE LIGHT FLASH TUBES. SOLID STATE TRIGGERING CIRCUITS. PROVISION FOR EXTERNAL TRIGGERING. 230-250V, A.C. OPERATION. *
 * EXPERIMENTERS 'ECONOMY' KIT Adjustable 1 to 30 Flash per sec. All electronic components including Xenon Tube + Instructions £6.30. Post 30p. *
 * INDUSTRIAL KIT Ideally suitable for schools, laboratories etc. Roller in printed circuit Adjustable 1-30 f.p.s., approx. 1/2 output of Hy-Light. Price £12.00. Post 50p. *
 * HY-LIGHT STROBE Designed for use in large rooms, halls and utilizes a silica tube, printed circuit. Speed adjustable 1-20 f.p.s. Light output greater than many (so called 4 Joule) strobes. Price £12.00. Post 50p. *
 * 'SUPER' HY-LIGHT KIT Approx. 4 times the light output of our well proven Hy-Light strobe. *
 * Variable speed from 1-13 flash per sec. *
 * Reactor control circuit producing an intense white light. ONLY £20.00. Post 75p. *
 * ATTRACTIVE, ROBUST, FULLY VENTILATED METAL CASE for the Super Hy-Light Kit including reflector. £8.00. Post 80p. *
 * FOR HY-LIGHT STROBE incl. reflector, £5.75. Post 25p. *
 * 7-INCH POLISHED REFLECTOR. Ideally suited for above Strobe Kits. Price 55p. Post 15p. *
 * *****

COLOUR WHEEL PROJECTOR

* Complete with oil filled colour wheel, 100 watt lamp. 200/240V AC. Features extremely efficient optical system. £18.50. Post 50p. *
 * I.R.P.M. MOTOR and COLOUR WHEEL 200/240 volt A.C. 1 r.p.m. synchronous motor, 2 watt, A/Clock, Spindle 10 mm. long, 3 mm. dia. Motor only 20 mm. deep. Flange centres 44 mm. 8 inch colour wheel as used for Disco lighting effects, etc. PRICE motor and wheel £5.60. Post 40p. (Motor not available separately). *
 * 6 INCH COLOUR WHEEL ONLY. Price £4.50. Post 30p. *
 * *****



AUTO FADE COLOUR BLEND MODULE

* Will control up to 750W. of lighting. Automatic fade-up, fade-down at a manually pre-selected timing, which may be varied between 1 second to 1 minute. Based on 10 amp. triac for maximum reliability. Ready built with switch and Time Control, on 4 1/2" x 5" glass P.C. board. Three modules or more can be sequenced to obtain fantastic colour blending effects. Price £12.50. Post 30p. Per. module. (Send S.A.E. for further details.) *
 * *****


BIG BLACK LIGHT

* 400 Watt, Mercury vapour ultra violet lamp. Extremely compact and powerful source of u.v. Innumerable industrial applications also ideal for stage, display, disco etc. P.F. ballast is essential with these bulbs. Price of matched ballast and bulb £18.00. Post £1. Spare bulb £7.00. Post 40p. *
 * BLACK LIGHT FLUORESCENT U.V. TUBES 4ft. 4v watt. Price £5.50. Post 30p. 2ft. 2v watt £4.25. Post 25p. (For use in stan. bi-pin fittings.) MINI 12in. 6 watt £1.60. Post 15p. 8in. 8 watt £1.30. Post 15p. Complete ballast unit and holders for either 9" or 12" tube. £4.70. Post 25p. (9in. x 12in. measures approx.) *
 * *****



PROGRAMME TIMERS

230/240 Volt A.C. 15 RPM Motors. Each cam operates a c/o micro switch. Ideal for lighting effects, animated displays etc. Ex equipment tested.
 4 cam model £2.50 post 30p.
 6 cam model £3.25 post 30p.
 12 cam model £4.00 post 35p.



High Visibility LED'S Panel Mounting

25 inch mounting, 1 1/2 inch lens. Typical parameters 2 volt 20 m.a. all types. Supplied complete with snap in mountings and data. Red 4 for £1.00, Green 3 for £1.00, Yellow 3 for £1.00. Post 5p. (Min. order £1.00)

VAT

All prices are subject to 10% VAT. (10p in the £)
 To all orders add 10% VAT to total value of goods including carriage/packaging.

RELAYS

SIEMENS PLESSEY, etc. MINIATURE RELAYS

1	2	3	4	1	2	3	4	
52	4-6	6M	80p*	700	8-12	1c/oHD	50p*	
58	5-9	6 c/o	80p	700	20-30	6 c/o	80p*	
150	4-9	2 c/o	70p*	2500	36-45	6 M	80p*	
185	8-12	6 M	80p*	2400	30-48	4 c/o	60p	
308	9-14	4 c/o	75p*	2500	31-43	2 c/o HD	60p*	
700	16-24	4M2B	80p*	5800	24-26	2 c/o	80p*	
700	16-24	4 c/o	80p*	9000	40-70	2 c/o	80p*	
					15k	40-110	4 M	80p*

(1) Coil ohms; (2) Working d.c. volts; (3) Contacts; (4) Price HD=Heavy Duty. All Post Paid. (Including Base)

6 VOLT D.C. 1 make con. 35p. Post 5p.

9 VOLT D.C. RELAY

3 c/o 5 amp contacts, 70 ohm coil 75p. Post 5p.

12 VOLT D.C. RELAY

3 c/o 5 amp contacts 120 ohm coil 75p. Post 5p.

24 VOLT D.C. 3 c/o 600 ohm coil 75p. Post 5p.

100 VOLT A.C.

2 c/o sealed type, octal base £1.00. Post 10p.

24 VOLT A.C.

Mfg. by ITT. 2 h.d. c/o contacts. 55p. Post 5p.

240 VOLT A.C. RELAY

240V. A.C. heavy duty c/o contacts. Octal plug in base. (Similar to illustration below.) Price 75p. Post 5p.

HEAVY DUTY SEALED RELAYS

230/240 Volt 2 c/o 20 amp contacts.
 110 Volt 2 c/o 20 amp contacts.
 Either type £1.25. Post 10p.



CLARE-ELLIOT Type RP 7641 G8

Miniature relay, 675 ohm coil, 24 volt D.C. 2 c/o. 70p. Post Paid.

ITT LOW PROFILE RELAY

600 ohm coil, 12-24 volts D.C. 4 c/o. Price 85p. Post 5p each.



DRY REED RELAYS

M.I.g. by ERG 12 volt D.C. encapsulated. Single c/o 65p. Post Paid. Two c/o 85p. Post Paid.

STC 280 ohm coil 6/12 V D.C. 3 make Contacts metal shrouded 80p. Post Paid.

BLOWER UNIT

200-240 Volt A.C. BLOWER UNIT Precision German built. Dynamically balanced, quiet, continuously rated, reversible motor. Consumption 60mA. Size 120mm. dia. x 60mm. deep. Price £3.00. Post 30p.

POWER RHEOSTATS

New ceramic construction, vitreous enamel embedded winding, heavy duty brush assembly, continuously rated.
 25 WATT 10/25/50/100/250/300/500/1k ohm £1.15 Post 10p.
 50 WATT 1/5/10/25/50/100/250/500/1k/1.5k ohm £1.85. Post 10p.
 100 WATT 1/5/10/25/50/100/250/500/1k/1.5k/2k/3k/5k/ohm £2.35. Post 15p.
 Black Silver Skirted knob calibrated in Nos. 1, 2, 9, 11 in. dia brass bush. Ideal for above Rheostats, 2.9p ea.

A.C. MOTOR M.fg. AEI

Smooth running, powerful, continuously rated, reversible motor. 230/250V. A.C. 50 cycle 1/50th H.P. 0.25 amp. 900 r.p.m. £3.50. Post 30p.



230V/240V COMPACT SYNCHRONOUS GEARED MOTORS

Manufactured by either Sengamo, Haydon or Smith. Built-in gearbox. 2 RPM, 3 RPM, 6 RPM, 12 RPM. Price 60p. Post 10p.



BODINE TYPE N.C.I. GEARED MOTOR

(Type J) 71 r.p.m. torque 10 lb. in. Reversible 1/70th h.p. cycle 38 amp. (Type 2) 28 r.p.m. torque 20 lb. in. Reversible 1/80th h.p. 60 cycle -28 amp. The above two precision made U.S.A. motors are offered in the new condition, input voltage of motor 115v. A.C. Supplied complete with transformer for 230/240V A.C. input. Price, either type £4.84 Post 50p. or less transformer £2.75. Post 40p.



600 WATT DIMMER SWITCH

Easily fitted. Fully guaranteed by makers. Will control up to 600 watts of all lighting except fluorescent at mains voltage. Complete with simple instructions. £2.75. Post 25p.

2000 WATT POWER CONTROL

For Power tools, Heating, Lighting etc. incorporating 13 amp. outlet and mains lead. £6.00 Post 27p.

INSULATION TESTERS (NEW)

Test to I.E.E. Spec. Rugged metal construction, suitable for bench or field work, constant speed clutch. Size L. 8 in. W. 4 in. H. 6 in., weight 8 lb.
 500 VOLTS, 500 megohms £28.00. Post 60p.
 1,000 VOLTS, 1,000 megohms £34.00. Post 60p.



ALL MAIL ORDERS, ALSO CALLERS AT:

57 BRIDGMAN ROAD, CHISWICK, LONDON, W4 5BB. Phone: 01-995 1560
 Closed Saturdays.

SERVICE TRADING CO.

SHOWROOMS NOW OPEN
 AMPLE PARKING

PERSONAL CALLERS ONLY

9 LITTLE NEWPORT STREET, LONDON, WC2H 7JJ.
 Tel.: 01-437 0576

APPOINTMENTS VACANT

DISPLAYED APPOINTMENTS VACANT: £11.88 per single col. inch.
LINE advertisements (run-on): 66p per line (approx. 7 words), minimum two lines.
BOX NUMBERS: 30p extra. (Replies should be addressed to the Box number in the advertisement, c/o Wireless World, Dorset House, Stamford Street, London, S.E. 1.)
PHONE: Allan Petters on 01-261 8508 or 01-928 4597.
Classified Advertisement Rates are currently zero rated for the purpose of V.A.T.

Advertisement accepted up to 12 noon Thursday, May 9th for the May issue subject to space being available.

Engineers challenging opportunities in Electronic Switching

TXE 4, STC's electronic telephone exchange, has been selected by the B.P.O. as the foundation of its modernisation programme for the public telephone system. The resulting expansion of the Electronic Switching Division at New Southgate has created a variety of opportunities for qualified and experienced engineers to join the teams already working on the improvement of the system.

Systems Laboratory Engineers

to carry out commissioning and proving tests of laboratory models and the first exchanges; to evaluate design and then to propose and demonstrate improvements. This work will sometimes require travel to the various locations and applicants should be prepared to take on early responsibility.

Circuit Design Engineers

to analyse and design a wide range of digital circuits using discrete components. The work will involve in-depth analysis, to worst-case limits, of a variety of circuits including the effect on performance of temperature and voltage fluctuation and ageing of components.

Customer Application Engineers

to analyse customers' specifications, identify manufacturing requirements, overcome any interfacing problems with other existing types of equipment and produce detailed installation plans. Application Engineers must ensure that all aspects are properly scheduled so that new

exchanges can be handed over to the customer in full working order and on time.

Test Engineers — Hardware

to join teams working on the Automated Test Equipment of the future. The job involves the design and development, up to laboratory model stage, of specialized digital test equipment. Initially a major task will be the development of equipment due to be on field-trial in Europe in the near future and the subsequent development of test equipment for use in various aspects of the manufacture, commissioning and maintenance of electronic switching systems.

Test Engineers — Software

to devise test routines for electronic/light electro mechanical units and to debug test routines with associated hardware. A high level language is used to write the program for interpretation by an on-line computer terminal. Shift work is covered by a generous premium payment.

The educational standards required for these positions range from O.N.C. Mechanical/Electrical to degree level in Electronics. Salaries will be highly competitive and commensurate with experience. The fringe benefits are those normally associated with an international company of our repute. For further details, and an application form, write or telephone:

*Anne Lack, Personnel Dept., (Ref. WWJ/4/74)
 Standard Telephones and Cables Limited,
 Electronic Switching Division, Oakleigh Road
 South, New Southgate, London N11 1HB.
 Tel: 01-368 1200 ext. 3073*

Standard Telephones and Cables Limited
 A British Company of ITT

There is scope,
variety and
responsibility as a

Radio Technician

Join the National Air Traffic Services of the Civil Aviation Authority as a Radio Technician and you have the prospect of a steadily developing career in a demanding and ever expanding field.

ENTRANCE QUALIFICATIONS

You should be 19 or over, with at least one year's practical experience in telecommunications. Preference will be given to those having ONC or qualifications in Telecommunications.

Once appointed and trained, you will be doing varied and vital work on some of the world's most advanced equipment including computers, radar and data extraction, automatic landing systems, communications and closed circuit television.

Vacancies exist at locations near London (Heathrow), London (Gatwick) and Stansted Airports and for suitably qualified people at the Signals Training Establishment, Milton Keynes, Bucks.

Salary: £1383 (at 19) to £1836 (at 25 or over); scale maximum £2158 (higher rates at Heathrow). Some posts attract shift-duty payments. Promotion prospects are excellent and ample opportunity and assistance is given to study for higher qualifications.

Mr R F Simons,
National Air Traffic Services,
STE (Recruitment), Bletchley Park,
Bletchley, Milton Keynes, Bucks.

Please send me application form for
entry as Radio Technician.

Name _____

Address _____



National Air Traffic Services

RADIO OPERATORS JOIN THE POST OFFICE FROM AGE 19

A job in the Post Office Maritime Service is the key to an interesting career, whether you have recently qualified and are looking for a shore-based job, or are seagoing and wish to swallow the anchor. A progressive future in the Post Office could be yours if you hold a General Certificate in Radiocommunication, issued by the Ministry of Posts and Telecommunications, or an equivalent certificate issued by a Commonwealth Administration or the Irish Republic.

Starting pay at age 19 is £1,450 a year, including contributions to a compulsory pension scheme, with an additional allowance averaging £300 for shift duties. After two years, satisfactory service your pay becomes £1,840, rising to a maximum of £2,450 at age 26 years. If you are over 19 years of age your salary is dependent upon age at entry.

There are opportunities for further promotion to positions with a basic salary of £3,475 and prospects for advancement into Senior Management.

For further information, write to the Inspector of Wireless Telegraphy (L57.), IMTR/WTS, Room 643, Armour House, St. Martins-le-Grand, London EC1A 1AR.

Post Office
Telecommunications

Electronics Test Engineers

Pye Telecommunications of Cambridge and Haverhill have immediate vacancies for Production Test Engineers. The work entails checking to an exacting specification VHF, UHF radio-telephone equipment before customer delivery; applicants must therefore have experience of fault finding and testing electronic equipment, preferably communications equipment. Formal qualifications, while desirable, are not as important as practical proficiency. Armed service experience of such work would be perfectly acceptable.

Pye Telecommunications is the world's largest exporter of radio-telephone equipment and is engaged in a major expansion programme designed to double present turnover during the next five years. There are, therefore, excellent opportunities for promotion within the company. Pye also encourages its staff to take higher technical and professional qualifications.

These are genuine career opportunities in an expansionist company, so write or telephone without delay for an application form to:

Mrs A E Darkin at
Cambridge Works, Elizabeth Way,
Cambridge CB4 1DW
Telephone: Cambridge 58985
or

Mrs C Dawe at
Colne Valley Road, Haverhill,
Suffolk CB9 8DU
Telephone: Haverhill 4422



Pye Telecommunications Ltd

A subsidiary of the Pye of Cambridge Group

3651

Telecommunications Technicians

Spread your wings and take off to
West Midlands Gas

Any Telecommunications Technician worth his salt wants to work with the most advanced electronics equipment available. We at West Midlands Gas are proud to tell you that we use microwave radio, digital supervisory systems and UHF radio for telemetry and data transmission and also make extensive use of VHF UHF mobile R T systems. Our computer communications networks are amongst the most sophisticated in the country.

As you will see this calls for technicians who have attained ONC, have some knowledge of this kind of equipment and are keen to further their careers in a sophisticated telecommunications environment.

Salaries will be up to £1926 per annum with possible progression to Senior Technician in a range up to £2487 per annum on proven ability. Possibilities exist for further promotion to systems design and management posts through career development within the department.

The posts are based at Solihull but involve travel throughout the region. Generous re-location facilities will be made available in appropriate cases.

Applications quoting ref: No A584 to:
Senior Personnel Officer, (Headquarters
and Marketing), West Midlands Gas,
Wharf Lane, Solihull, Warwickshire B91
2JF.

WEST MIDLANDS
GAS


3616

CIRCUIT DEVELOPMENT ENGINEERS TELEVISION SYSTEMS SALARY RANGE £7,000 (OPEN)

The Grass Valley Group, Inc. (USA), a leading manufacturer of television line and terminal equipment, has immediate openings for highly qualified circuit development engineers. Specifically, we are looking for creative and resourceful people who are capable of carrying ideas through to completed products. Applicants are expected to be familiar with the latest solid state devices and techniques, and preferably should have experience in the design of video switching systems, video processing systems, and possibly digital video systems. Some experience in television studio operations and techniques is also desirable. Educational requirements are a C.E. or a B.Sc. in electronic engineering. A minimum of five years' design experience is required.

If you are interested in a challenging and rewarding career with an expanding company, please airmail a resume of your educational and technical background, work experience, and personal history to William L. Rorden, Chief Engineer, The Grass Valley Group, Inc., P.O. Box 1114, Grass Valley, California 95945, USA. Resumes need not be formal; however, we are interested in learning as much about you and your experience as possible. Immediate consideration will be given and response made to suitable applicants, with a view toward arranging personal interviews in London in early 1974. All resumes will be treated in confidence. References will be required at or prior to the time of interview.

Grass Valley is a small town located in the foothills of the Sierra Nevada mountains in northern California, adjacent to summer resort and ski areas, and 2 1/2 hours from San Francisco.

THE GRASS VALLEY GROUP, INC. 

3611

**HER MAJESTY'S GOVERNMENT COMMUNICATIONS CENTRE
HANSLOPE PARK MILTON KEYNES MK19 7BH**

has vacancies in the following fields of R & D work :

- (a) HF Communications;
- (b) VHF/UHF Communications;
- (c) General Electronic circuit design;
- (d) Design and development of small mechanisms;
- (e) Component Reliability and Environmental Testing;
- (f) Operational Analysis.

Fields (a)-(e) are at Hanslope Park but field (f) will be in the London area and for this a good engineering/scientific background is essential.

Appointments will be made within the grades of Scientific Officer, Higher Scientific Officer and Senior Scientific Officer in accordance with the following definitions:

SCIENTIFIC OFFICER

Applicants should not be more than 27 years of age and should have one of the following qualifications:

- (a) A degree in a scientific or engineering subject;
- (b) Degree-standard membership of a Professional Institution;
- (c) A Higher National Certificate or Higher National Diploma in a scientific or engineering subject;
- (d) A qualification equivalent to (c) above.

Salary Scale: £1,435-£2,329 (subject to review) with the entry point determined by qualifications and experience.

HIGHER SCIENTIFIC OFFICER

Applicants should be under 30 years of age but this requirement may be waived if special qualifications or experience can be offered. Formal qualifications are the same as for Scientific Officer above but in addition the following experience is required:

- (a) Applicants with 1st or 2nd class honours degrees—at least 2 years post-graduate experience;
- (b) Applicants with other qualifications—at least 5 years post-qualification experience.

Salary Scale: £2,221-£2,854 (subject to review) with entry point dependent upon experience beyond the minimum required.

SENIOR SCIENTIFIC OFFICER

Applicants should be at least 25 and under 32 years of age, although the upper age limit may be waived if experience of special value can be offered.

Applicants should have obtained a 1st or 2nd class honours degree and have had a minimum of four years appropriate post-graduate experience.

Salary Scale: £2,798-£3,895 (subject to review). Entry will normally be at the minimum of the scale but applicants with experience of special value may be entered above the minimum.

Applications stating the field of work and grade required should be made to:

**Administration Officer
HM Government Communications Centre
Hanslope Park
Hanslope
MILTON KEYNES MK19 7BH**

3660

ELECTRONIC EVALUATION ENGINEER

We are manufacturers of the specialist range of Leak and Wharfedale Hi-Fi products and the demand for our quality products, which are designed, developed and manufactured to precise published specifications, is continually increasing. The company's policies, therefore, include controlled expansion, continuous improvement to current products and the extension of our product range.

A vacancy is available in the Engineering Function for an Electronic Evaluation Engineer to provide a technical support service on product evaluation and the supply of factored products. This will involve him in the assessment of performance, construction, safety and suitability of factored products and others and the preparation of written reports. This position will also demand close liaison with suppliers, quality control departments and product planning for the preparation and assistance with the technical specifications required.

Applicants should be educated to HNC or degree level and have had a minimum period of four years project or product experience in Hi-Fi Electronics or a closely related field.

The company's premises are located at Idle, Bradford, convenient for travelling from both Bradford and Leeds and near to the pleasant rural surroundings of the Aire Valley.

The company can offer competitive employment conditions including free life assurance and contributory pension scheme.

Salary: £2,200-£2,700

Application forms may be obtained from:



**J. R. Murgatroyd,
Personnel Officer,
Rank Radio International,
Bradford Road, Idle,
Bradford BD10 8SF.
Tel: 612552**

RANK RADIO INTERNATIONAL

3633

COME DOWN UNDER

Here's a once in a lifetime opportunity to work for Australia's leading electronics company specialising in the supply of components to hobbyists and industry. The Dick Smith Electronics Centre, situated in Sydney, is expanding its activities very rapidly and we desperately need staff, both for counter sales and mail orders. Interested?

We want people with experience in this field who will come out for at least two years. In return we will guarantee your return flight (but we know with all the opportunities out here you will never go back).

Pay naturally depends on experience but would be in the vicinity of £3,000 P.A. for counter and mail order staff rising to £5,000, for those with management experience.

The weather is great, our winter is like your summer. The beaches fabulous. The future unlimited. So please write to Dick himself (airmail of course) giving a brief life story and enclosing a photo if possible. All replies will be treated in strict confidence.

**Write now to Dick Smith, Managing Director,
Dick Smith Electronics Centre, 162 Pacific High-
way, Gore Hill, N.S.W. 2065, Australia.**

P.S. This advertisement was written by someone who grabbed a similar opportunity three years ago and hasn't looked back since!

3639



The international music,
electronics and
leisure Group.

Trials and Commissioning Engineers

The Systems and Weapons Division of EMI Electronics Ltd. at Feltham is expanding its Trials and Commissioning Staff in order to fulfill major new commitments in the Aero-space field. Therefore the following vacancies have arisen.

Trials Engineers

Senior Trials Engineers are required with specialist experience in some of the following technical areas or other related fields. 'L', 'C', and 'S' band transmitting and receiving equipment.

Minicomputers and digital data handling systems
Analogue data communication
Specialised peripheral test equipment

Following a period of training and familiarisation, the appointments involve overseas travel for short periods while some positions will involve overseas residence.

Commissioning Engineers

These positions, although based at Feltham, offer the opportunity of spending varying periods of time testing and commissioning a complex radar type equipment at service establishments. The work involves the investigation of defects and repair of faults found during installation. Familiarity with modern test equipment is essential and applicants should be qualified to at least ONC level.

If any of the above positions appeal to you please contact:
J. Morrison, Personnel Officer, EMI Electronics Ltd.,
Victoria Road, Feltham, Middlesex. Tel: 01-890 3600 Ext. 44
or 117 or outside normal hours 01-890 3921.

3662

ELECTRONIC TECHNICIANS

WALSGRAVE HOSPITAL

Two Electronic Technicians are required for the Electronics Department dealing with the maintenance of a wide variety of electronic and electro-medical apparatus.

Applicants must possess H.N.C., H.N.D., or O.N.C. in electronics or equivalent City and Guilds Certificate.

General diagnostic maintenance experience in the electronic field is necessary. Training in maintenance of specialised hospital equipment will be given.

Salary scale from £1,773 to £2,211 p.a. Additional payments are made if overtime is required.

Applications stating age, qualifications and experience, together with two referees, should be sent to the Group Engineer, Coventry Hospital Management Committee, P.O. Box 92, The Birches, Tamworth Road, Keresley End, Coventry.

Coventry Hospital Management Committee



3601

UNIVERSITY COLLEGE OF NORTH WALES, BANGOR

School of
Electronic Engineering Science
Industrial Development Unit
Electronic Design Engineer

required to join a small team engaged in the design and development of radio navigation tracking systems.

QUALIFICATIONS: Degree or equivalent plus relevant experience in radio system engineering.

SALARY: Within range £2,000 to £2,500 per annum.

The successful candidate will be required to take design responsibility in the areas of R.F. signal processing circuits, and telemetry interface systems. A knowledge of digital integrated circuit techniques would be useful.

Applications (two copies), giving details of age, education and experience, together with the names and addresses of two referees, should be submitted to the Secretary and Registrar, University College of North Wales, Bangor, by not later than 31st May, 1974.

3665

Service Area Planning Engineers

The Independent Broadcasting Authority requires additional staff to participate in surveys and planning work associated with the expansion of the UHF colour television service and the Independent Local Radio service. The appointments will be made to the Authority's new offices near Winchester in Hampshire.

Engineers £2,538-£3,087

Vacancies exist for Engineers to assist in the planning of the UHF television and Independent Local Radio station networks and the planning and execution of associated field surveys and site tests. Where field survey and site test work are undertaken, the Engineers will assume responsibility for a survey team in the field and for the analysis of results and the provision of survey reports. These Engineers should be qualified to HNC level and should have a sound basic knowledge of radio wave propagation and basic television principles, plus experience of radio frequency measurements. Ref. WW/2355.

Junior Engineers £1,944-£2,358

Those with more limited experience but with good potential, will be considered as Junior Engineers, and will assist more senior staff over the whole range of survey and planning work. Ref. WW/2356.

All candidates should have a clean current driving licence and should preferably have the ability to climb aerial support structures up to about 150 feet. They should be prepared to work throughout the United Kingdom and to spend periods of varying duration away from base, for which appropriate allowances will be payable.



INDEPENDENT
BROADCASTING
AUTHORITY

Those interested should write or telephone for an application form quoting the appropriate reference no. to:

The Personnel Officer, Independent Broadcasting Authority, Crawley Court, Winchester, Hants SO21 2QA. Tel: Winchester 822599.

Closing date for completed applications: May 1st, 1974.

3661

HUDDERSFIELD TECHNICAL COLLEGE

Applications are invited for the following post in the Department of Educational Resources:

ELECTRONIC ENGINEER

To be responsible for the operational efficiency and maintenance of the College's television service. A thorough, practical understanding of T.V. systems (cameras, videotape recorders, etc.) is essential. The ability to service audio visual equipment (cine projectors) an advantage. A high degree of flexibility, initiative and the ability to work unsupervised are of paramount importance.

Salary range, £1,644 to £1,926 per annum.

Applications, giving details of age, experience and qualifications, together with the names and addresses of two referees should be sent to the Registrar, Huddersfield Technical College, New North Road, Huddersfield, HD1 5NN, Yorkshire, not later than 6th May, 1974.

3667

Sales Engineer-

Northern England and Scotland

Nuclear Chicago, a company in the rapidly expanding Searle Group, require a Sales Engineer to take responsibility for the Northern England and Scotland area, preferably residing in the Manchester area.

The work involves promoting sales of Searle Radiographic and Searle Analytic products in Northern England and Scotland. Formal qualifications, although desirable, are not as important as practical proficiency. A knowledge of electronic instrumentation is essential, and the familiarity with nuclear techniques is highly desirable. Candidates must be prepared to travel extensively in the U.K.

The post carries a good starting salary with regular reviews, four weeks annual holiday, a company car and excellent conditions of service.

Please apply to:

Mrs E M Parr, Personnel Manager,
G D Searle & Co Ltd., Lane End Road,
High Wycombe, Bucks.

3829

Microwave Engineer

EEV needs another top-flight man or woman, for R & D work on duplexing devices

At the English Electric Valve Co., Lincoln, we have some of the best facilities in the United Kingdom for microwave research and development work. Right now, we need a man, or woman, who can use these facilities to the full, and contribute original thinking to the next generation of duplexing devices. He, or she, will also work on new and improved allied low-power microwave components such as TR tubes, solid state limiters, filters, noise generators, mixers, etc.

Age is less important than experience in microwave work—that's why we are operating within an age range of 25 to 50 for this important post. We would prefer to take on a Chartered Engineer, but those with lesser qualifications who feel they have a vital contribution to make, will be very seriously considered. Salary will be based on previous experience.

Please contact Mr. J. L. Scott, giving details of your career to date, and tell him how you think you could contribute to the future development of duplex devices. English Electric Valve Co. Ltd., Waterhouse Lane, Chelmsford, Essex. Telephone: Chelmsford (0245) 61777.



English Electric Valve Co. Ltd.

3647



COMMUNICATION SYSTEMS ENGINEERS

Qualified Engineers are required as Senior members of a team engaged in evaluation, design and installation of communications systems which cover the use of HF/SSB, VHF, UHF, BROADCAST, MICROWAVE, TROPOSCATTER and DATA TRANSMISSION techniques.

Recent contract awards have necessitated an expansion of the Systems Engineering Group, primarily in the HF/SSB and UHF communication fields. Participation will include negotiations at a senior level with military and commercial organisations, and will involve some overseas travel.

Successful applicants must have a broad theoretical and practical background in communication methods, principally HF/SSB and UHF, and be able to undertake projects from inception to final system implementation.

Remuneration and conditions are in line with the importance of these positions and include free life insurance and non-contributory pension scheme.

Further information regarding these positions can be obtained by telephoning 01-759 9911, ext. 55.

Written applications quoting ref: WW/CSE to The Personnel Manager.

COLLINS RADIO COMPANY OF ENGLAND LTD,
Heathrow House, Bath Road, Hounslow TW5 9QW

3619

ELECTRONIC VACANCIES

Engineers

Draughtsmen ● Designers

Service and Test Engineers

Technicians ● Technical Authors

Sales Engineers

£1,600-£5,000 pa

Permanent or Contract



Phone **MICHAEL NORTH**
01-388 0918

MALLA TECHNICAL STAFF LIMITED

334 Euston Rd., London NW1 3BG
3635

Electronic Equipment Mechanics

required for
Assembly and Servicing of high power level
photographic flash equipment.
Good prospects for enthusiastic types.
£35 to £40 p.w.

Telephone 01-253 0791. [3609]

WANTED

Leading importer of Russian radio and photographic equipment requires

**EXPERIENCED TROUBLE SHOOTERS/
FAULT FINDERS AND REPAIRERS**

Top salary paid to the right men. Generous staff purchase scheme and annual bonus.

PLEASE CONTACT:

J. K. DEVLIN on 01-263 0951
Technical and Optical Equipment
London Ltd.,


Zenith House, Thane Villas,
London, N7 7PD [3652]

IMPERIAL COLLEGE

TECHNICIAN GRADE 5

required to assist in the maintenance of the S.R.C. sponsored AE1 EM7 1MEV high voltage electron microscope. The successful candidate will work under the guidance of a Grade 7 Technician to maintain and improve a wide range of electro-mechanical, electronic and vacuum systems. Applicants must have a good knowledge of electronics and will be expected to provide technical guidance with respect to the design of transistor circuitry. Salary range £2,182-£2,557, including London weighting.

Applications giving details of qualifications and experience together with the names of two referees should be sent to Mr. G. J. Green, Department of Metallurgy and Materials Science, Imperial College, London, SW7 2BP, before 17 May 1974. [3643]



**Are your
ears big
enough-**

**to pick up the sound
of £2,500 per year?**

We are looking for young people with finely tuned ears to the technical world of audio and hi-fi who know what is going on in the marketing fields as well. This ability, coupled with experience of technical writing or publications work, could secure them a post with our group of leading hi-fi publications.

Write to the Group Editor,
Clement Brown,
Haymarket Publications,
Gillow House, 5 Winsley Street,
London W1A 2HG.

3624

Telecommunications

South West England

Applications are invited from recently qualified technicians to train for appointments in telecommunications within the South Western Region of the Central Electricity Generating Board.

The successful applicants will initially be based at Durley Park, Keynsham, near Bristol, where training will be given on the Generating Board's telecommunications equipment. After training staff may be asked to move to any of the Region's locations for which relocation expenses will be paid.


Applicants should have a telecommunications or light current background and have academic qualifications leading to H.N.C. or full C. & G. Technological Certificate.

Salary within a range £1,836-£2,535; the starting point will depend upon qualifications and relevant experience.

Application forms may be obtained from Bristol 32251, extension 33 or 3, or by writing to the Personnel Manager; please quote Vacancy No. 142/74.

3607

**Central Electricity
Generating Board**
South Western Region
Oakfield Grove, Clifton,
Bristol BS8 2AS



Service Engineer

for Audio/Hi-Fi Department.

Good practical knowledge of leading makes. Attractive employment terms.

Write or telephone for appointment to:

JOHN KING (FILMS),
71 East Street, Brighton
Tel: 25918/27674

3654

**ULSTER :
THE NEW UNIVERSITY**

C.C.T.V. TECHNICIAN

Applications are invited for the above post (Technician: Grade 5) from persons with at least seven years relevant experience including work in the field of CCTV.

Qualifications: H.N.C. or equivalent. Salary scale: £2,007-£2,382 per annum.

Application forms and further particulars should be obtained from The Registrar, The New University of Ulster, Coleraine, Northern Ireland (quoting Ref: 74/36) to whom completed applications, including the names and addresses of three referees, should be returned not later than 31st July, 1974.

3659

TRANSISTOR APPLICATIONS ENGINEER

FERRANTI have a vacancy in the Applications Laboratory of their Electronic Components Division at Chadderton, Lancs., for an Engineer to work on the application of R.F. Power Transistors at VHF and UHF frequencies. The work involves the design of appropriate circuits, customer liaison and general technical back-up to the marketing and device development engineers.

Candidates should possess a degree or H.N.C., have previous experience in this field, and be able to work with the minimum of supervision.

Application forms may be obtained from T. J. Lunt, Staff Manager, Ferranti Limited, Hollinwood, Lancs. Please quote reference GH.

FERRANTI

3596

A COMPUTER ENGINEER

is required by the Express & Star Newspaper to maintain Real Time Digital equipment PDP-11 Computer system with a variety of peripheral equipment.

We are the fourth largest provincial evening newspaper in the country and are the only one, possibly in Europe, to have this type of computer system. It is an integral part of our daily production/publishing systems. Because of this it is vital that the equipment is available at all times and maintenance and servicing are of the utmost importance.

The person appointed will probably have some two years experience in mainframe and peripheral equipment and be educated to at least H.N.C. standard. He must be able to work without direct supervision, work the hours that are necessary to complete the task and fit into a young team. He should also be able to maintain an adequate spares level.

Anyone interested should write to:—

Group Personnel & Staff Welfare Manager,
EXPRESS AND STAR,
Queen Street,
Wolverhampton WV1 3BU.

[3622]

ELECTRONIC ENGINEERS

In 1961 we introduced the world's first electronic desk-top calculators, with the trade name of ANITA. There have been many changes in technology since then, but we have remained leaders in the field and our calculators have been sold in many countries around the world including the U.S.A. and Japan. Due to further expansion of our activities with calculators and more complex systems we have vacancies for service engineers at our National Service Centre at Hemel Hempstead. Our range of electronic business equipment is wide and our engineering requirements are correspondingly varied. We are now seeking additional staff ranging from junior technicians (with day release, where appropriate) to qualified, experienced engineers. The positions are permanent and we offer first class conditions of employment. Please write or telephone for an application form from D. D. Davies, SUMLOCK COMPTOMETER LTD., 1, FROGMORE ROAD, HEMEL HEMPSTEAD, HP3 9RJ, HERTS. TEL: 0442 — 61771



Rockwell International

3427

PAPUA, NEW GUINEA DEPARTMENT OF POSTS AND TELEGRAPHS

The Department of Posts and Telegraphs, Papua, New Guinea, invites applications for appointments in the following categories of the telecommunications service:

1. Assistant Director (Level 1)
AS 17,300
2. Engineer (Class 5)
AS 14,882-15,845
3. Engineer (Class 4)
AS 13,332-14,208
4. Engineer (Class 3)
AS 11,348-12,664
5. Engineer (Class 2)
AS 9,581-10,702
6. Senior Technical Officer (Grade 3)
AS 10,227-10,522
7. Senior Technical Officer (Grade 2)
AS 9,378-9,932
8. Senior Technical Officer (Grade 1)
AS 8,599-9,103
9. Technical Officer (Grade 2)
AS 7,843-8,347
10. Technical Officer (Grade 1)
AS 6,003-7,613
11. Clerk (Class 9)
AS 12,019-12,510
12. Clerk (Class 8)
AS 11,032-11,525
13. Clerk (Class 7)
AS 9,876-10,538
14. Clerk (Class 6)
AS 8,886-9,548

QUALIFICATIONS

Assistant Director and Engineers to be graduates and/or Chartered Engineers with previous relevant experience in a telecommunications administration or industry.

Senior Technical Officers and Technical Officers to be holders of approved Diploma or Certificate from a recognised institution.

Clerk (Class 9) to be a graduate in Economics or similar discipline, other Clerks will fill positions as Traffic Officers, marketing and tariff managers, accounting, licensing and similar positions.

DUTIES

A wide variety of appointments are available and more detailed descriptions are obtainable (see below).

CONDITIONS

Contracts will be for four years. Fares to Papua, New Guinea and to the U.K. on completion of duty.

Three months leave after 21 months service with leave fares paid to Sydney.

Government accommodation with heavy furnishings available at reasonable rental.

Apply in first instance for Application Form. Information on service conditions and available vacancies to the Personnel Manager, Preece, Cardew and Rider, Paston House, 165-167 Preston Road, Brighton, BN1 6AF, Sussex.

13664

FOR RECRUITMENT ADVERTISING

RING
ALLAN PETTERS

01-261 8508

01-928 4597

Visual and Aural Aids Technician

Education Department

Fully qualified and experienced person required to assist in the installation, repair and maintenance of Radios, Tape Recorders, Projectors, Televisions, etc., in schools and other educational establishments. Five day, 40 hour week.

Wages £33.30 per week, plus bonus.

CROYDON

Applications with details of relevant experience to: The Stores Assistant, Education Service Centre, Princess Road, Croydon CR0 2QZ (telephone: 01-684 9393).

13640

Electronics Engineers up to £5000

Many jobs which would suit you down to the ground - either in the U.K. or overseas - are never advertised. Yet it will cost you nothing whatever to give yourself the opportunity to be considered for them. Join the Lansdowne Appointments Register - used by hundreds of employers to select electronics engineers. You have nothing to lose, everything to gain - and it's all conducted in strict confidence. So post the coupon - find out exactly how you can make use of a service which is all the more valuable for being free!

To: Stuart Teit, Lansdowne Appointments Register, Design House, The Mall, London W5 5LS. Tel: 01-579 6585 (anytime - 24 hour answering service).

Please send me further details.

Name.....

Age (20-45 only).....

Address.....

WW 29/4

lansdowne
Appointments Register

WORK IN CENTRAL AMERICA

Radio Technician
needed for Guatemala.

Radio Engineer
needed for Honduras.

Work with the British Volunteer Programme.

Information: Fran Chadwick,
Overseas Volunteers, 41 Holland
Park, London, W.11.

13346

INSTITUTE OF PSYCHIATRY TECHNICIAN

The Department of Psychology require a Technician for the Departmental Workshop.

Duties will include construction and maintenance of Electronic apparatus for use in the research carried out in the department. Applicants should possess ONC or C & G Final Certificate or equivalent.

Salary:— Technician on a scale £1,440-£2,292 plus London Weighting (£126).

Starting point dependent on Age, qualification and experience.

Application forms and details can be obtained from The Secretary, Institute of Psychiatry, De Crespigny Park, Denmark Hill, London SE5 8AF quoting ref. IM/WW.

13642

TECHNICIANS AND ENGINEERS FOR ST. ALBANS AND LUTON

QUALIFIED OR NOT!

OPPORTUNITIES for challenging work on testing and calibrating valve and solid-state electronic measuring equipments embracing all frequencies up to u.h.f. in Production, Service and Calibration departments.

APPLICATIONS are invited from people of all ages with experience or formal training in electronics and from Ex-Services technicians.

HIGHLY COMPETITIVE SALARIES, negotiable and backed by valuable fringe benefits. Overtime normally available.

GENEROUS RE-LOCATION EXPENSES available in most instances.

CONDITIONS excellent; free life assurance, pension schemes, canteen, social club.

37½ hour, 5-day, working week.

WRITE or phone for application forms quoting reference WW



MARCONI INSTRUMENTS LTD,
Longacres, St. Albans, Herts
Tel: St. Albans 59292
Luton Airport, Luton, Beds
Tel: Luton 33866



A GEC-Marconi Electronics Company

94

Sales Engineer Power Grid Tubes

A Sales Engineer is needed by the English Electric Valve Company Limited to sell its expanding range of power grid tubes. He will visit customers in the U.K. and overseas and be responsible for ensuring the satisfactory conclusion of negotiations with customers at both the technical and commercial levels.

His brief will also include the preparation and implementation of medium and long term marketing plans to further the already considerable success of this major European Company in this field.

The successful candidate will possibly have a recognised professional qualification in engineering and preferably experience in the power tube field, although these are not essentials, as comprehensive product training can be given.

An excellent salary and other benefits consistent with a major Company will be offered.

Write or telephone J. L. Scott,
English Electric Valve Company Limited,
Waterhouse Lane, Chelmsford, Essex.
Tel: Chelmsford (0245) 61777.



English Electric Valve Co. Ltd.

3648

ELECTRONIC ENGINEERS AND TECHNICIANS

Ferranti Limited in Edinburgh have a variety of vacancies for Electronic Engineers and Technicians involving work on avionics systems. This includes test equipment design and maintenance, quality and test engineering, reliability engineering and environmental testing.

A background of experience and knowledge in some of the following areas of technology would be particularly relevant:

Digital and analogue techniques
Microwave Engineering
Servo Techniques
Lasers and Optics
Electronic Displays

We are particularly interested in applications from ex-Services personnel who have relevant experience of 2nd- and 3rd-line maintenance and fault diagnosis. We offer a variety of interesting work in fault finding and acceptance testing of electronic systems.

Qualifications ranging from degree level to Ordinary National Certificate or their Services equivalent will be acceptable.

Those recently qualified with a degree or H.N.D. (Mechanical or Electrical) but who lack the above experience, should also apply.

These posts are based in Edinburgh which offers an attractive living environment with many recreational activities within easy reach.

The Company operates a contributory pension and life-assurance scheme and will assist with relocation expenses where necessary.

Apply in writing with particulars of qualifications and experience to the:

FERRANTI

Staff Appointments Officer,
Ferranti Limited,
Ferry Road,
Edinburgh EH3 2RS.

3655

JUNIOR TECHNICAL ASSISTANT + SCHOOL LEAVER

We are a busy major international advertising agency working on household name clients. To assist in the operation and maintenance of audio visual equipment we now require a further two assistants.

One should preferably have had experience in using this type of equipment, although full training will be given. Salary is negotiable, four weeks holiday, B.U.P.A. and excellent working conditions.



Ring Colin Forster 01-836 2424 at Leo Burnett Ltd.
48 St. Martin's Lane, London WC2.

3634

SENIOR PROJECT ENGINEER—ELECTRONICS

An exciting and challenging position exists for an experienced Electronics Engineer. He would be required to take charge of the design and manufacture on fixed price contracts, and also to allocate part of his time to in-house product development.

The company, situated in Hadleigh, enjoys an International reputation and manufactures a range of function generators, phasemeters, r.m.s. voltmeters, stepping motor control systems, and air velocity meters.

Please send complete resume before telephoning for an interview. Salary in range £2,750 to £4,000 per annum. Profit sharing scheme.

ELECTRONIC ENGINEERS

This position is open to qualified electronics engineers with H.N.C. or equivalent who have at least two years practical industrial experience in the electronics manufacturing industry. The position entails working under a project leader and will cover the whole gamut of electronic circuit and manufacturing design.

Good basic salary on the scale £1,800 to £2,600 per annum. Profit sharing scheme.
Applications, to include a resume, to:

J. N. Prosser,
PROSSER SCIENTIFIC INSTRUMENTS LTD.,
Lady Lane Industrial Estate,
Hadleigh, Ipswich, IPT 60Q.
Telephone: Hadleigh (047 338) 3005.

3605

ELECTRONICS MARKET RESEARCH

£2,000 + Bonuses

Man with HNC/HND in Electronics, clean driving licence, required by market research agency to maintain, transport and operate tachistoscopic reaction timer, and photographic equipment in varying locations in Great Britain (and Europe if linguist).

Please contact Managing Director specifying qualifications and career to date.

PACKAGING and PERCEPTUAL RESEARCH LTD.,

18-20 Dryden Chambers,
119 Oxford Street,
London, W1R 1PA.

Telephone: 01-734 0528/9

3627

ELECTRONICS ENGINEER

Qualified Engineer required for interesting work on a wide range of devices and systems used by and for blind people.

A sound basic knowledge of analogue and digital techniques, together with several years experience in a field of design, development and maintenance is necessary. Some experience of light electro-mechanical devices would be an advantage. Applications in writing, giving full details of education, qualifications and experience, including present post and salary, to Personnel Officer, Royal National Institute for the Blind, 224 Gt. Portland Street, London WIN 6AA.

3636

ELECTRONIC SERVICE

Office Machine Company has the following vacancy:

SENIOR SERVICE ENGINEER

to assist Workshop Manager, must have experience of repairing digital printed circuit boards, preferably electronic calculators, good electronic knowledge and experience in a Service Department. Salary £2,700.

ELECTRONIC WORKSHOP SERVICE ENGINEER

to repair calculator printed circuit boards. Good basic electronic knowledge required and experience in a Service Department. Salary up to £2,200.

Apply to:

Mr. V. Knight,
Automatic Business Machines Ltd.,
104, New Kings Rd, Fulham, S.W.6.
01-736 5196

3621

WALTHAM FOREST COLLEGE FOREST ROAD, LONDON, E17 4JB

offers the following academic posts because of continuing expansion.

DEPARTMENT OF TECHNOLOGY

LECTURER II: RADIO, TELEVISION AND ELECTRONICS

Applicants must have good practical experience of the industry and possess INC or the appropriate City and Guilds qualifications, or equivalent. Knowledge and experience of CCTV an advantage.

LECTURER I: RADIO, TELEVISION AND ELECTRONICS

Applicants must have good practical experience and should possess City and Guilds 172 (old No. 48), City and Guilds 272, or equivalent qualifications.

Most posts are tenable from 1st September, 1974, but some appointments may be made earlier unless specifically stated. College of Education students may be appointed from the end of their course.

SALARIES—Burnham F.E. Scale:

Lecturer I—£1,660-£2,047 plus London Allowance £118;

Lecturer II—£2,515-£3,243 plus London Allowance £118;

Senior Lecturer—£3,291-£3,655 plus London Allowance £118;

Head of Dept. Grade IV—£3,968-£4,396 plus London Allowance £118.

Application forms and further particulars may be obtained from the Principal (Staffing), Waltham Forest College, Forest Road, Walthamstow, London, E17 4JB. Tel. 01-527 2268. Ansafone Service 17.00-09.00 hours.

Closing date 2 weeks from the appearance of this advertisement. [3631]

CHELSEA COLLEGE University of London

Electronics Technician (GRADE 3)

required for interesting work in Applied Acoustics research group. Salary Scale £1,825 to £2,095 per annum including £175 London Allowance.

Further details and application forms from the Departmental Superintendent (3AA), Departments of Physics and Electronics, Pulton Place, London, SW6 5PR.

[3628]

AUDIO TESTERS EXPERIENCED

FOR LEADING ELECTRO-
MUSICAL COMPANY

INTERESTING WORK WITH
MIXERS, ECHO UNITS,
AMPLIFIERS (VALVE AND
TRANSISTOR) ETC.

HIGH RATES FOR
RIGHT MAN

wem

66 OFFLEY ROAD,
LONDON SW9.

Tel. 735 6568 93

Sales Engineer Microwave Tubes

The English Electric Valve Company need a Sales Engineer to join a team marketing advanced microwave tubes and devices. Based in Chelmsford, his key objectives will be to develop and exploit new markets for a rapidly expanding product range. He will visit and negotiate with customers in the U.K. and overseas and will be personally involved in all aspects of the microwave product marketing plans.

The successful candidate will possibly have a recognised professional qualification in engineering and preferably experience in the power tube field, although these are not essentials, as comprehensive product training can be given.

The Company is the most important professional electronic tube company in Europe and is recognised throughout the world as a major force in the industry. An excellent salary and other benefits consistent with joining this major company will be offered.

Write or telephone J. L. Scott,
English Electric Valve Company Limited,
Waterhouse Lane, Chelmsford, Essex.
Tel: Chelmsford (0245) 61777.



English Electric Valve Co. Ltd.

3649

telesonic marine ltd.

MARINE ELECTRONICS ENGINEER

Are you experienced in installing and servicing marine electronic equipment such as Radar, Navigation Equipment, and radio telephones? We require such a man for a fascinating job travelling to luxury yachts, etc., all round the country. If you live near London and are able to drive, a good salary awaits you working in idyllic friendly atmosphere.

Apply Telesonic Marine Ltd.

Tel: 01-387 7467

3608

PHILIPS MEDICAL SYSTEMS LTD.

require a

SERVICE ENGINEER

IN NORTH LONDON

Suitable applicants should have experience in electro-medical and closed circuit TV equipment. Applicants with minimum ONC or equivalent qualifications and relevant experience should apply in writing to:—

The Personnel Manager,
PHILIPS MEDICAL SYSTEMS LTD.,
45 Nightingale Lane,
London,
S.W.12.

[3598]

FIJI RADIO ENGINEER

required by the Posts and Telecommunications Department to lead a small team engaged in the installation and commissioning of VHF, UHF and SHF radio links, both single channel and multi-channel and all associated equipment. May also be required to assist with detailed planning of systems and installations.

Candidates must hold a Final City and Guilds Certificate in Telecommunications (including Radio C) or equivalent plus five years supervisory experience on maintenance or installation of VHF, UHF or SHF radio systems.

SALARY in the range £2,280 to £3,340 p.a. which includes an allowance, normally tax free, of £700 to £1,000 p.a. Terminal gratuity 20% on basic salary, 25% on allowance. For a married man with two children paying tax at the standard rate the total emoluments described above, including gratuity, approximate to a gross (i.e. before tax) UK return of £3,500 to £4,750 and for a single man about £3,300 to £4,800 p.a.

Other benefits include: low local income tax, generous paid leave, subsidised accommodation; free family passages, children's education allowances and holiday visit passages; (tour 2½-3 years), appointment or disturbance grant up to £200, car loan up to £600.

The post described is partly financed by Britain's programme of aid to the developing countries administered by the Overseas Development Administration of the Foreign and Commonwealth Office.

For further particulars you should apply, giving brief details of experience to

crown agents

M Division, 4 Millbank, London SW1P 3JD, quoting reference number M2K/740307/WF
3599

Recording Studio Maintenance Engineer

This is an important position in an international company involving interesting work with a small team concerned with the maintenance of all sound equipment in the studio.

Previous experience is necessary and it will be rewarded by an attractive salary and fringe benefits.



Ring the Studio Manager on 01-636 3434
—or, if you prefer, write to him at
CBS Records,
31-37 Whitfield Street, London W1.

3618

RADIO OPERATORS

Leaving the Service in the next 18 months? If your trade involves radio operating, you qualify to be considered for a Radio Officer post with the composite signals organisation.

On satisfactory completion of a 7 months specialist training course, successful applicants are paid on a scale rising to £2,893 p.a.; commencing salary according to age—25 years and over £2,126 p.a.

During training salary also by age, 25 and over, £1,607 p.a. with free accommodation. The future holds good opportunities for established status, service overseas, and promotion.

Training courses commence at intervals throughout the year. Earliest possible application advised.

Applications only from British born U.K. residents up to 35 years of age (40 years if exceptionally well qualified) will be considered.

Full details from:

Recruitment Officer,
Room A/1105,
Government Communications Headquarters,
Priors Road, Oakley, Cheltenham,
Glos., GL52 5AJ.
Telephone Cheltenham 21491 Ext. 2270.

92

TECHNICIANS

We are engaged in the manufacture and servicing of sophisticated audio electronic equipment for the music industry. Due to expansion there are now vacancies for Technicians experienced in this field and top salaries plus fringe benefits are being offered.

For further details please phone or write, giving qualifications and experience to:

MAVIS LTD.,
11a Sharpleshall Street,
London N.W.1.
Tel. 722 7161.

3327

HI-FI ENGINEERS

This could be the opportunity you've been looking for. Due to continued expansion we are looking for experienced engineers to join our teams in Liverpool, Manchester and Preston.

You will be fully experienced in servicing a wide range of audio equipment and will be capable of supervising a modern, busy workshop.

Salary negotiable around £1,750.

Assistance with re-location expenses will be given by the company.



Applications in writing to
The Managing Director,
Hardman Radio
33 Dale Street
Liverpool L2 2HF

3551

WORK IN CENTRAL AMERICA

RADIO ENGINEERS AND TECHNICIANS NEEDED IN HONDURAS AND GUATEMALA

The local Radio Stations in Guatemala and Honduras transmit classes in agriculture, adult literacy, and simple health topics to the people in the rural areas—approximately 90% of the population.

The training of local people to maintain the transmitters and to deal with the technical production of the programmes is being carried out by four British volunteers. We need people to replace them for a further two-year period.

Information: Frances Chadwick, Overseas Volunteers/CIIR, 41 Holland Park, London, W.11. Tel: 01-727 3195. Visitors welcome.

3630

**LEEDS POLYTECHNIC
EDUCATIONAL TECHNOLOGY UNIT**

(Re-advertisement)

Recording Services Technicians T4

(£1,644 - £1,926)

(according to qualifications and experience)

Ref. 13/17

To operate and maintain the off-air recording service and maintain the television equipment used in the distribution system for all video recording. Must be able to maintain helical scan VTRs.

Application forms (quoting ref. no.) together with further details may be obtained from the Administration Officer, Leeds Polytechnic, Calverley Street, Leeds LS1 3HE, and should be returned as soon as possible.

3608

**Electro-Medical Service
Department requires**

ENGINEERS

for testing and servicing electronic apparatus. Applicants should be aged 20-30, and should be of O.N.C. standard.

Apply in first instance in writing to:

SIEREX LIMITED
Electro-Medical Department,
Heron House, Wembley Hill Road,
Wembley, Middlesex, HA9 8BZ

3244

**TECHNICIAN
CARDIFF**

£1,416-£1,644 (Tech 3)

required to work in the Llandaff College of Technology in the Marine Electronics Section of the Maritime Studies Department. Experience required in the installation, maintenance and repair of the electronic equipment as installed on ships of the Mercantile Marine. An M.R.G.C. or P.M.G. certificate preferred, but other electronic qualifications would be considered.

Application forms are available from the Personnel Officer, County of South Glamorgan, City Hall, Cardiff, CF1 3ND (Telephone Cardiff 31033, ext. 454) and must be returned within 10 days of the appearance of this advertisement.

**COUNTY OF
SOUTH GLAMORGAN**

3668

BOTSWANA BROADCASTING ENGINEER

With either a Final City and Guilds Certificate in Telecommunications, HNC, Engineering Diploma, or equivalent, and five years experience of installation and maintenance of studio equipment is required for operational, maintenance and training duties. He must be conversant with all studio equipment and be capable of diagnosing faults and carrying out repairs. He is required to negotiate with Posts and Telecommunications engineers for Outside Broadcast circuits and to establish technical facilities at OB locations. The duties also include drawing up training schemes for local Technical Assistants, normal instruction and 'on the job' training.

SALARY in the range £2,470 to £3,740 p.a. which includes an allowance, normally tax free, of £640 to £1,340 p.a. Terminal gratuity 25% on basic salary. For a married man with two children paying tax at the standard rate the total emoluments described above, including gratuity, approximate to a gross (i.e. before tax) UK return of £4,100 to £5,500 and for a single man about £3,700 to £4,900 p.a.

Other benefits include: Low local income tax, generous paid leave, subsidised accommodation, free family passages, children's education allowances and holiday visit passages, tour 2-3 years, appointment grant up to £200 and car loan up to £600 normally payable.

The post described is partly financed by Britain's programme of aid to the developing countries administered by the Overseas Development Administration of the Foreign and Commonwealth Office.

For further particulars you should apply, giving brief details of experience to

crow agents

M Division, 4 Millbank, London SW1P 3JD, quoting reference number M2K/740234/WF

3600

Avionics Inspector

Due to continued growth and expansion in our Avionics Service Centre, an interesting opportunity exists for an experienced electronic test engineer to join our Quality Control team as Avionics Inspector.

Have You?:

ONC or equivalent.

Practical electronic equipment experience including calibration.

Working knowledge of Ministry and C.A.A. procedures.

If so, you could be the engineer we are seeking.

Attractive salary negotiable from £2,200.

3 weeks' paid annual leave, excellent sickness benefits, and contributory pension scheme.



Please apply immediately for interview:

Mr. M. J. Hinge, FieldTech Limited, Heathrow Airport (London), Hounslow, TW6 3AF. Tel: 01-759 2811, ext 28.

3548

SCOTTISH HOME AND HEALTH DEPARTMENT

WIRELESS TECHNICIAN

Applications are invited from men, aged 17 or over, for four posts of Wireless Technician in the Scottish Home and Health Department. The location of the posts are—1 in Edinburgh, 1 in Inverness, and 2 in East Kilbride.

QUALIFICATIONS: Sound theoretical and practical knowledge of Wireless Engineering, including HF, VHF and UHF and Communications equipment generally. Possession of an HN or C & G Certificate an advantage but provision may be made for those who wish to continue their studies for one of these qualifications. The work involves installation and maintenance of equipment located a considerable distance from headquarters. Candidates must be able to drive private and commercial vehicles and have a clean driving licence.

SALARY: £1,253 (age 17) to £1,836 (age 25 or over); scale maximum £2,158. These are unestablished appointments with prospects of establishment after one year's continuous satisfactory service.

Application forms and further information may be obtained by writing to the Scottish Office Personnel Division, Room 220, 22/25 Queen Street, Edinburgh EH2 1LY quoting reference PM4/4/74. Closing date for receipt of completed application forms is 16 May 1974.

3626

Electronics Engineers

Audio

Engineer required for design and development of high quality audio equipment for home and professional use.

Laboratory Instruments

Engineer required for design and development of laboratory measuring instruments and power supplies.

TECHNICIAN

A technician or junior engineer is required for general duties in drawing office and factory liaison in the manufacture of audio equipment, laboratory instruments and power supplies.

Based at factory in Bristol.

Write in first instance giving qualifications and experience:

RADFORD ELECTRONICS, LTD.,
Bristol, BS3 2HZ

13658

Electronics Appointments Register

Why are you looking for a job, when we've got a job looking for you?

Even if you scour the Sits Vac columns you won't find all the good jobs to fit your qualifications. Because the best jobs aren't always advertised.

More and more companies are using the Electronic Appointments Register to find qualified men and women.

Join one of our Registers and soon you could be on a short list for a better job. Our confidential service costs you nothing.

Send in the coupon—we'll mail you by return.

G A R

Graduate Appointments Register

Please send me details of how to enrol on one of your Appointment Registers:

Name _____

Address _____

Age limits 20-45.

WW7

Post to G. A. R. 76 Dean Street London W.1. 01-734 6536

3468

Senior Estimator Telecommunications

is required to work in our Technical Services Dept. He will be responsible for cost estimating of installation and maintenance work for both audio and telephone equipment.

Practical experience in a similar activity is essential and an O.N.C. or City & Guilds in telecommunications is desirable.

The successful applicant will be based at our new offices in Cambridge, but must be willing to travel. A company car, plus attractive salary will be provided.

Please telephone or write to:
John Bell, Personnel Manager,



Pye Business Communications Ltd
Cromwell Road, Cambridge CB1
3HE. Tel: Cambridge (0223)
45191.

3655

Run your own hi-fi store

A unique opportunity to become the outright owner of a franchise that's the first of its kind in Britain.

Tandy Corporation (Branch UK) is completely new to Britain. A division of the Tandy Corporation of America, where its "Radio Shack" operation has now grown to approaching some 2,000 outlets.

Nowhere else will you find a similar operation, because a Tandy franchise is your very own business.

You'll be selling exclusive Tandy brands of radio, audio and communications equipment, plus parts and kits. All of the highest possible quality, yet so competitively priced that you can be assured of high volume and substantial profits within a surprisingly short time.

Previous radio trade experience is not essential. You get the full benefit of Tandy's 50 years' experience—covering everything from your grand opening to everyday routines—plus regular newspaper advertising and full merchandising and promotional support.

A minimum of £14,000 initial investment is required.

Company-owned and managed shops are now actively trading and are available for franchise in Birmingham, Coventry, the Potteries, West Midlands and Manchester areas. Additional shops will also shortly be available for franchise in Bristol, Cheltenham, Doncaster, Gloucester, Liverpool, Nottingham and Worcester.

If you would like more information, please write in confidence to the Senior Vice-President, Mr. Richard O'Brien.

TANDY

TANDY Corporation
(Branch UK), Bilston Rd.
Wednesbury, W510 7JN, Staffs

3566



**Hayes
Middlesex**

A major programme of expansion has created a number of new opportunities for engineers to join our development teams.

The EMI-SCANNER computerised X-ray system, introduced by EMI LIMITED in 1972 and since acclaimed by leading neurological hospitals in Europe and the United States as a major breakthrough in diagnostic radiology, has now surpassed the £8 million mark in export orders.



The international music, electronics and leisure Group.

Engineers for X-ray Systems

Project Leaders

Experienced team leaders with proven managerial ability are required to plan and control the progress of development teams building advanced prototype equipment. The work will require the use of modern management techniques.

Candidates, qualified to degree/HNC level should have a good background in digital and analogue development work but some experience in minicomputers and mechanics would be an advantage.

An appreciation of the problems and requirements of putting electronic equipment into production is most essential.

Project Development Engineers

Engineers are required to join project development teams engaged in putting advanced prototype equipment into production. The work involves development and production engineering during the pre-production run of equipment containing analogue, digital and mechanical hardware.

Candidates, qualified to degree/HNC level should have a good background in the development and production of electronic capital goods. Some experience in minicomputers would be an advantage.

Senior Development Engineer

We require a senior man qualified to degree/HNC level to take part in and control the progress of hardware and software developments requiring the use of modern management techniques.

He will have several years experience in analogue and digital circuit design and should be familiar with use of minicomputers. Some experience in mechanical design would be an advantage. The man appointed must be acquainted with the processes and the problems of putting electronic capital goods into production.

Development Engineers

Engineers are required for hardware developments. This will principally include analogue and digital circuit design but some mechanical work will be involved. Some programming experience with minicomputers would be an advantage.

Candidates, should be qualified to degree/HNC level with at least three years experience in a similar field.



American I.R. 100 Award 1973

Attractive salaries appropriate to experience and qualifications will be offered. These could be up to £4,000 for exceptional candidates. There are good fringe benefits including a contributory Pension Scheme and assistance with removal expenses where appropriate. Please write giving brief details of career to: Mr. K. E. Goodman, Personnel Department, EMI LIMITED, 135, Blyth Road, Hayes, Middx.

3669

UNIVERSITY OF DURHAM

Department of Applied Physics and Electronics

Applications are invited for the post of

SENIOR DEMONSTRATOR

to supervise the Electronics Laboratory and demonstrate in it. The post is tenable from 1 October 1974 for two years in the first instance renewable for a third and final year.

Salary on the scale £1,719-£2,613 plus F.S.S.U. benefits.

Applications (3 copies), naming three referees should be sent by 3 May 1974 to the Registrar and Secretary, Science Laboratories, South Road, Durham, from whom further particulars may be obtained.

3673

Technical Publications Assistant

We require a Data Sheet Writer/Editor to compile information and write product data sheets, write and produce leaflets, operating manuals and similar technical publications. Applicants should be qualified to ONC/HNC level in Electrical or Electronic Engineering. A knowledge

of electronic tubes would be an advantage.

Applications in writing to:
Mr. R. E. Hinsley,
Personnel Officer,
English Electric Valve Co.
Ltd., Chelmsford, Essex.



3650

English Electric Valve Co. Ltd.

British Solomon Islands RADIO TECHNICIAN

Required by the Posts and Telecommunications Department to be responsible to the Senior Technician for workshop construction, manufacture, modification, installation and maintenance of electronic equipment such as transmitters, receivers, radar, distance measuring equipment, aerials and auxiliary apparatus.

Candidates must have passed a five year trade course or have equivalent services qualifications and three years field or factory experience. Knowledge of air navigation aids and radio teletype an advantage.

SALARY in the range £2,460 to £3,350 p.a. which includes an allowance, normally tax free, of £1,310 to £1,550 p.a. Terminal gratuity 25%. For a married man with two children paying tax at the standard rate the total emoluments described above, including (gratuity, approximate to a gross (i.e. before tax) UK return of £3,800 to £5,250 and for a single man about £3,000 to £5,400 p.a.

Other benefits include—low local income tax, generous paid leave, subsidised accommodation, free family passages, childrens education allowances and holiday visit passages, tour 2 years, appointment grant up to £200, car loan £600 and outfit allowance up to £80 normally payable.

The post described is partly financed by Britain's programme of aid to the developing countries administered by the Overseas Development Administration of the Foreign and Commonwealth Office.

For further particulars you should apply, giving brief details of experience to

Crown agents

M Division, 4 Millbank, London SW1P 3JD, quoting reference number M2K/740259/WF

[3613]

EAST SUSSEX COUNTY COUNCIL
BRIGHTON TECHNICAL COLLEGE
FACULTY OF ENGINEERING
ELECTRICAL ENGINEERING DEPARTMENT

SENIOR TECHNICIAN

Required as soon as possible for work in the Radio and Television Laboratories. Applicants must possess a City & Guilds Final Certificate in radio and television servicing and have had relevant practical experience. Salary within the T4 Scale (£1,644-£1,926), according to age, experience and qualifications. An additional allowance is payable for approved qualifications.

Application form and details available from Chief Administrative Officer, Brighton Technical College, Pelham Street, Brighton, BN1 4FA. Tel: Brighton 685971.
Applications to be returned within ten days of advertisement.

[3667]

FOREIGN AND COMMONWEALTH OFFICE COMMUNICATIONS OFFICERS

APPLICATIONS ARE INVITED TO FILL VACANCIES IN THE TELECOMMUNICATIONS BRANCH OF HM DIPLOMATIC SERVICE.

Member of the telecommunications branch serve in more than 60 diplomatic missions overseas and also in the UK.

Applicants should be skilled in the operation of HF radio communication equipment and be competent at sending and receiving the Morse code. They should produce evidence of a sound knowledge of radio and electronic theory, e.g. MPT/PMG grade I or equivalent City & Guilds certificates. Successful candidates will receive training on specialised equipment before taking up overseas appointments.

Further particulars may be obtained from:

Communications Administration Department,
Foreign and Commonwealth Office,
Hanslope Park, HANSLOPE,
Milton Keynes MK19 7BH.

[3604]

SITUATIONS VACANT

CAN YOU WRITE CLEAR, concise technical handbooks? If you think you could, and have a thorough understanding in electronics, why not join us as a technical author. Obviously, previous experience would be an advantage but is not necessary as full training would be given. We have vacancies in many parts of the country. Starting salaries are high with excellent prospects for advancement. Box No. WW 3414.

ELECTRONICS MAINTENANCE ENGINEER required for major London studios. Must be willing to travel at moment's notice. Ring 229 2345. [3612]

HIFI AUDIO ENGINEERS. We require experienced Junior and Seniors and will pay top rates to get them. Tell us about your abilities. 01-437 4607. [19]

PIANO P.C.B.'s for W.W. Electronic pianos. Enquiries to Baldock Electronics, 23 Turpin Way, Baldock, Herts. Tel: Baldock 2559. [3670]

YOUNG ELECTRONICS TECHNICIAN required for the construction, testing and servicing of electronic equipment at our works in N.W.I. Very varied work. Qualifications: ONC or C&G or ex-apprentice or similar desirable. Excellent opportunity for right person with a small expanding company. Please write for an application form to: Young Electronics Ltd., 54 Lawford Road., London. NW5 2LN. [3641]

SITUATIONS WANTED

EXPERIENCED Radio, TV and CTV, hi stereo Service Engineer—Dutch Nationality—seeks per 1st August 1974 a suitable position in Holland or abroad after his return from West Africa. He is 28, married with one child. Is in possession of Certificate N.E.R.G. (British Equivalent for Communication Technician) and studying for M.T.S. (Technical Schooling) application). Used to be responsible for a Service Department. Please send reactions with salary statement to Box WW 3638 of this magazine.

ANNOUNCEMENT

REWARD for information leading to the recovery of the following stolen instruments. Cossor scope CDU110 serial No. 1213. Solartron DVM A223 serial No. 401238. avo meter MK8 serial No. 34813. Telephone 01-352 5623. [3617]

ARTICLES FOR SALE

ARVAK ELECTRONICS. 3-channel sound-light converters. from £18. Strobes, £25. Rainbow Strobes, £132.—12A Bruce Grove, N17 6RA. 01-808 9096. [23]

BACK numbers of Wireless World, 1950 to 1973 inclusive, with odd issues missing. Offers invited, buyer collects. Craigmare, East End, Witney, Oxfordshire. Tel. Freland 882105. [3614]

BUILD IT in a DEWBOX quality plastic cabinet 2 in. x 2½ in. x any length. D.E.W. Ltd. (W.), Ringwood Rd., Fernwood, Dorset. S.A.E. for leaflet. Write now—Right now. [76]

CONSTRUCTION AIDS—Screws, nuts, spacers etc., in small quantities. Aluminium panels punched to spec. or plain sheet supplied. Fascia panels etched aluminium to individual requirements. Printed circuit boards—masters, negatives and board, one-off or small numbers. Send 6p for list. Ramar Constructor Services, 29 Shelbourne Road, Stratford on Avon, Warwks. [28]

HEWLETT PACKARD 565A digital recorder, £60; Solartron LM1426 digital voltmeter, £75; Marconi wobulator TF 1104/1, £40; I.C.L. 80 column punch, £30; I.B.M. 80 column card reader, £120; creed 7B teleprinters, £12; Record pen chart recorder, £15. Denby, 104 Rooley Lane, Bradford, Yorks. [3672]

HIGH voltage equipment for sale. Oil filled capacitors, 0.25mfd., 32.5KV DC working, price £10 each. Ribbed porcelain standoff insulators, 60p each. Carriage extra. Box: WW 3645.

LADDERS 8ft 10in closed—21ft extended, £23.54. delivered. Home Sales Ladder Centre (WW2), Haldane (North) Halesfield (1) Telford, Shropshire. Tel: 0952-566644. [23]

NORDMENE Globetraveller II, 11 shortwave bands V.H.F., M.F., L.F. superb world wide reception, nearly new, £50 or offer. Harpenden 64463. [3623]

PRINTED Circuit Board in 6 widths: 2 in., 2½ in., 3 in., 3½ in., 4 in. and 5 in. x any length; 1/16 in. single-sided fibreglass, 2p per 3 sq. in. Double-sided 1p per sq. in. P & P 5p per order. SAE quotations for other sizes and quantity discounts.—J. Knopp, 11 Connaught Gardens, Braintree, Essex. CM7 6LY. Tel. Braintree 25254. [15]

SUPERB Instrument Cases by Bazell, manufactured from heavy duty PVC faced steel, choice of 30 types, send for free list. Bazell Instrument Cases, Dept. 22, St. Wilfrids, Foundry Lane, Halton, LA2 6LT, near Lancaster. [3646]

Classifieds continued on page 111

ARTICLES FOR SALE

For ££'s more profit just look at these prices!

Big Savings on TOSHIBA Valves

Type	Goods Price
DY 87	27p
DY 802	27p
EB 91	10p
ECC 82	27p
EF 80	28p
EF 183	32.5p
EF 184	32.5p
EH 90	29.5p
PCC 89	38p
PCC 189	39p
PCF 80	30p
PCF 86	37p
PCF 801	40p
PCF 802	38p
PCL 82	37p
PCL 84	31p
PCL 85	37.5p
PCL 86	38.5p
PFL 200	48.5p
PL 36	53p
PL 84	24p
PL 504	56p
PL 508	57p
PY 88	34p
PY 800	27p
PC 900	23.5p

Goods Price

Type	Goods Price
AC 127	17p
AC 128	15p
AC 141K	30p
AC 142K	30p
AC 151	20p
AC 154	18p
AC 155	18p
AC 156	20p
AC 176	22p
AC 187	19p
AC 187K	30p
AC 188K	30p
AD 142	45p
AD 149	40p
AD 161	38p
AD 162	24p
AF 114	23p
AF 115	23p
AF 116	23p
AF 117	23p
AF 118	50p
AF 139	42p
AF 178	45p
AF 180	45p
AF 181	45p

Goods Price

Type	Goods Price
AF 239	45p
BA 145	14p
BC 107	11p
BC 108	11p
BC 109	12p
BC 113	25p
BC 116	25p
BC 117	20p
BC 125	25p
BC 132	25p
BC 135	20p
BC 137	25p
BC 138	40p
BC 142	26p
BC 143	30p
BC 147A	08p
BC 148	08p
BC 149	12p
BC 153	20p
BC 154	22p
BC 157	12p
BC 158	10p
BC 159	14p
BC 173	18p
BC 178B	20p
BC 182L	12p
BC 183L	12p
BC 187	28p

Goods Price

Type	Goods Price
BC 214L	15p
BD 124	70p
BD 131	45p
BD 132	45p
BF 115	20p
BF 160	20p
BF 167	20p
BF 173	25p
BF 178	35p
BF 179	40p
BF 180	35p
BF 181	35p
BF 184	21p
BF 185	21p
BF 194	15p
BF 195	15p
BF 196	20p
BF 197	17p
BF 200	25p
BF 218	30p
BF 224	35p
BF 258	40p
BF 337	35p
BFY 50	22p
BFY 52	20p
BSY 52	35p
BY 126	11p
BY127	12p

Goods Price

Type	Goods Price
E. 1222	30p
IN 60	05p
OA 202	7.5p
OC 71	15p
OC 72	15p

Goods Price

Type	Goods Price
BU 105/02	£2.40
2SC1172B	£2.40
R2008B	£2.00
R2010B	£2.00

EHT RECTIFIER TRAY ASSEMBLIES

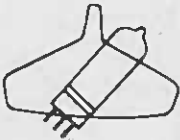
Type	Goods Price
1TH Decca Col.	£4.50
1TN GEC/Sobell	£4.50
2TQ 1400 - 350 Mk II	£1.85
2TAK 1500 5 Stick	£2.00
2DAF 1500 3 Stick	£1.85
2HD 950 3 Stick	£1.70
11 TAM Philips G8	£4.50
TCQ Pye/Ekco	£3.50
11 TAQ ITT/KB	£4.50
3 TCU BRC 3000	£5.00
11 TAZ GEC 2010	£5.35

12 MONTHS GUARANTEE

COLOUR TUBES

Type	Goods Price
19" A49/191X C.C.R.T.	£38.70
20" 510DJB22 C.C.R.T.	£39.80
22" A56/120X C.C.R.T.	£44.30

FULLY GUARANTEED



All goods subject to settlement discount of 5% 7 days and 2% monthly.
 New Price List from 1st December 1973
 Combined Precision Components (Preston) Ltd.
 194-200 North Road, Preston PR1 1YP
 Telephone 55034 Telex No. 67129

PRICES SUBJECT TO 10% VAT 83

PRECISION POLYCARBONATE CAPACITORS

Close tolerance. High stability. Extremely low leakage.
 All 50V D.C. Plus or minus 1% tolerance; 0.47µF-56p; 1.0µF-80p; 2.2µF-80p; 4.7µF-£1.30; 6.8µF-£1.54; 10µF-£2.00; 15µF-£2.75. Also available ±2% and ±5% as Stock.
TANTALUM BEAD CAPACITORS: Values available: 0.3, 0.22, 0.47, 1.5, 2.2, 4.7, 6.8µF at 12V25v or 35v, 10.0µ at 16/20v or 25v; 22.0µF at 8/10v or 10v; 33.0µF at 6v or 10v; 47.0µF at 3v or 6v; 100µF at 3v.
 All at 10p each; 10 for 85p; 50 for £4.00.
TRANSISTORS: BC107, BC108, BC109; all at 9p each; 5 for 51p; 12 for 36p. May be mixed for quantity price.
BC182 and BC212 at 10p each; **AF178** at 30p each. All brand new and marked. Full spec. devices.
POPULAR DIODES IN814-8p each; 8 for 45p; 18 for 90p. **IN918-8p** each; 6 for 45p; 14 for 90p. **1S44-5p** each; 11 for 50p; 24 for £1. All brand new and marked.
NEW LOW PRICE-400 mW Zeners. Values available 4.7, 5.6, 6.8, 7.5, 8.2, 9.1, 10, 11, 12, 13.5, 15V. Tol. ± 5% at 5 mA. All new and marked. Price 7p each; 6 for 39p; 1 for 44p. Special offer 6 of each voltage (66 zeners) £3.65.
RESISTORS. Carbon film 5%, 1/4W at 40°C, 1/3W at 70°C. Range from 22Ω to 2.2MΩ in E12 series, i.e. 10, 12, 15, 18, 22, 27, 33, 39, 47, 56, 68, 82 and their decades. High stability, low noise. All at 1p each; 8p for 10 of any one value; 70p for 100 of any one value. Special pack—10 of each value 2.2Ω to 2.2MΩ (130 resistors) 25p.
440V A.C. CAPACITORS. 0.1µF, size 1 1/2" x 1 1/2", 42p; 0.25µF, size 1 1/2" x 1 1/2", 55p; 0.47µF, size 1 1/2" x 1 1/2", 65p; 1.0µF, size 2 1/4" x 1 1/2", 81p; 2.0µF, size 2 1/4" x 1 1/2", £1.15p each.
SILICON PLASTIC RECTIFIERS 1.5 Amp. Brand new wire-ended DO27, 100PIV at 7p each or 4 for 28p; 400PIV at 8p each or 4 for 30p; 800PIV at 11p each or 4 for 42p.
 7p cost and packing on all orders below £5.00
 Export Orders—please add cost of air/sea mail
PLEASE ADD 10% V.A.T. TO ALL ORDERS
 Send S.A.E. for lists of other as-to-the items, L.E.D.'s, disc capacitors, electrolytics etc. Wholesale price lists available to bona fide companies.


MARCO TRADING

Dept. D4, THE MALTINGS, STATION ROAD, WEM, SALOP. Tel: NANTWICH (CHESHIRE) 63291 [87]

WIRED TELEVISION SPARES

AMPLIFIER type TA 902 at £6.60
AMPLIFIER type RA 211 at £5.50
AMPLIFIER type RA 016 at £5.50
SUBSCRIBERS Tap type RE151-40, RE141-28, RE161-34. All at £1.10
SPLITTERS type RD501, RD502, RD503, RD504, RD505, RD111. All at 88p each
GREENPAR COAXIAL CONNECTORS type GE27517-C3, GE27519-C3, GE27574-C15, GE27886. All at 22p each
SEALECTO SUB-MINIATURE CONNECTORS type 3000, 3002, 3003, 3005, 3014, 3024, 3100, 3102, 3103, 3104, 3105, 3114, 3124, 3125. All at 22p each
TEVAC OP-AMPS type SN 72771 at £4 each
PLESSEY DUAL COMPARATORS type SL717 at 55p each
DISC CERAMICS .01uf 50v.w., .02uf 50v.w., at 50p per 100
MORGANITE BIPOLAR LADDER SWITCHES type 241-2 at £15 each
X BAND 5 mW GUNN DIODES at £3 each
MORGANITE BINARY LADDER NETWORKS type 211-A11 5K at £5.50, type 211-B12 5K at £10 each, type 211-A12 10K at £5 each, type 262B-100K at £8 each
J. BIRKETT
 25 The Strait, Lincoln LN2 1JF
 Tel: 20767 [38]


SURPLUS BARGAINS KLEINSCHMIDT S.C.M. TELEPRINTER OUTFITS



Comprising: Teletypewriter (page printer) type TT-27 18/FG (known as Kleinschmidt 180) Repeater-Transmitter (tape printer) type TT-272A/FG with table FN-85/FG. Both units are supplied with change wheels for 45 & 60 Bauds, the whole equipment operates on 115 or 230V 50cycles in every choice condition E55, Icar E41.
ELECTRONIC TIMER KITS 0-8 sec to 100 sec comprises A.E.I. Transistorised Module, Relay and all electrical components for 115 or 240VAC operation £1.75 (25p) VAT 20p. Vaeder root 4-digit resettable counters 115V £1.25 (8p). Printed Circuit Kits. £1.25 (25p) total with VAT £1.65. **AMPEX VIDEO TAPE** 2 in. X 1670 NEW E9 (50p). **AVD CT38** Electronic Test Meters £18 (£1). **FERRIC CHLORIDE** 25p a lb. (16p). 10 lb £2.50 (paid). Kent Chart recorders 115V AC £20 (1-50). Multipoint Kent Chart recorders £30 (£1-50). **TELEPRINTER** Papers and Tape. 8 1/2 in. rolls 3-ply, carbon/buff manilla 60p per roll (32p). 8 1/2 in. rolls 7-ply NCR no carbon required, white, £1 (32p). 7 1/2 in., 2 in. core, white, £2 per box of 8 rolls (52p). 7 1/2 in., 2 in. core, buff, £2 per box of 10 rolls (52p). Friden Tape £2 per box of 8 rolls (52p). Loads of surplus to clear. Large SAE for List
ALL PLUS VAT 10%
CASEY BROS.
 233-237, Boundary Road, St. Helens, Lancs. 86

16mm SOUND S/H

Fully guaranteed Bell Howell 631 Projector 2000 cap. 750/1000 W Lamp Sound/Silent Speeds. Supplied C/W Transformer £120. Speaker Ex or 4.



HILTON CINE 7 West Hill, DARTFORD 27566 [41]

ENAMELLED COPPER WIRE

S.W.G.	1lb Reel	1/2lb Reel
10-14	£1.40	80p
15-19	£1.40	80p
20-24	£1.43	83p
25-29	£1.92	91p
30-34	£1.57	87p
35-40	£1.68	£1.08

Please add 10% to all above prices to cover V.A.T. The above prices cover P. & P. in U.K. Supplied by **INDUSTRIAL SUPPLIES**
 102 Parrwood Road, Wilthinton, Manchester 20
 Tel.: 061-224-3555 [85]

BUILD OR BUY a
MINIATURE TRANSMITTER



The smallest transmitter available in the UK. Only 2" x 1". Fits in the palm of your hand. Can pick up and transmit voices and minute sounds. Receive on a VHF radio. Excellent range. Can be worn round the neck, held in the hand or operated on a shelf. Works almost anywhere. Uses PP3 battery (very Long Life). Simply switch on; no other connections. Completely self contained. Transistorised, printed circuit. Used the world over. Many applications. Fully tested.

ASSEMBLED UNIT £18.50
 Kit with step-by-step assembly instructions £11.50
 If required suitable radio for receiving transmitter £13.25

Insurance/P. & P. 45p.
 MAIL ORDER (all items).
MULHALL ELECTRONICS (WW)
 Ardglass, Co. Down, UK, BT30 7BF
 DIRECT SALES (constructed items only):
 Peter Spencer (London Agent),
 39 Oxford Gardens, London, W10.
 Telephone: 969 3564.
 RAE licence required.

36

HI FIDELITY MODULES made and tested.

Linsley Hood, Class A £7.25*
 Linsley Hood, D.C. coupled 75W £14.00*
 Linsley Hood, pre-amp (75W) £13.50
 Bailey Quilter, pre-amp £8.50
 Toshiba I.C. Stereo, pre-amp £12.00

*Excl. Heat Sinks.

TELERADIO HIFI, 325 Fore St., London, N.9 OPE.
 01-807 3719. (Closed Thursday.) 33

SWITCHES! Don't be held up for them—million always in stock. Wafer, micro, toggle, push button, rocker, reed, slide, relay, mercury, lever, delay, thermostatic, pressure, combination, motorised, uniselectors, sequential, time, mat, digital, etc.

Send for our latest list. J. Bull (Electrical) Ltd., 7 Park Street, Croydon, CRO 1YD. 39

PLUGS & SOCKETS BARGAINS. Price per item, in brackets for ten. **CO-AX** Plugs, 6p (50p); Surface Sockets, 7p (60p); **CO-AX** Connectors, 4p (35p). D.I.N. Plugs, 2 pin, 3 pin and 5 pin 180° 20p (£1.65). Jack Plugs, Standard, 18p (£1.50); 3.5mm, 10p (80p); 2.5mm, 10p (80p). Earpieces with cord and 3.5mm plug, 14p (£1.10). Toggle Switches with on/off plate S.P.S.T., 16p (£1.50). Postage 10p. Overseas orders welcome. Prices include VAT. Electronic Mailorder Ltd., 62 Bridge St, Ramsbottom, Bury, Lancs. Tel: Ramsbottom 3036. 3632

CAPACITY AVAILABLE

ELECTRONIC DESIGN ASSEMBLY
 Highest quality at competitive prices

Contact:
MULTIFORM ELECTRONICS LTD.
 27 Ferry Road, Teddington, Middlesex
 Tel: 01-977 9389 3527

TAPE RECORDING ETC.

CAPACITY AVAILABLE
 General Sheet Metal Work including Fabrication of Chassis Panels, Boxes and Guards, Large and Small Runs at highly Competitive Rates. Let us quote you now

ANGUS ASSOCIATES
 6 Sunny Place, Sunny Garden Road, London NW4 1RS Tel: 01-203 4822 3597

RECORDS MADE TO ORDER

DEMO DISCS MASTERS FOR RECORD COMPANIES	VINYLLITE PRESSINGS
---	------------------------

Single discs, 1-20. Mono or Stereo, delivery 4 days from your tapes. Quantity runs 25 to 1,000 records **PRESSED IN VINYLLITE IN OUR OWN PLANT.** Delivery 3-4 weeks. Sleeves/Labels. Finest quality **NEUMANN STEREO/Mono** Lathes. We cut for many Studies UK/OVERSEAS. SAE list.

DEROY RECORDS
 PO Box 3, Hawk Street, Carnforth, Lancs.
 Tel: 2273 82

ECONOMISE ON SEMICONDUCTORS
 All prices include VAT

LED Red Hewlett-Packard + Osta	1-4	10-425+	28	26	24
709C Op Amp	8 pin DIL		32	30	28
723C Regulator	14 pin DIL		85	60	57
741C Op Amp	8 pin DIL		36	34	32
748C Op Amp	8 pin DIL		19	17	15
LM 308 Super Op Amp			98	90	85
NE555 Timer-Oscillator+Data			90	85	80
BC107 BC108 BC109			9	8.5	8
7400 02 03	22	7441	90	7474	42
7404 05	24	7442	82	7476	48
7410 20 30	22	7447	125	7490 92 93 85	
7413	27	7473	43		
BC109C	10	BC212	11	1N4002	6
BC177	13	BC214	11	1N4004	7
BC178	13	BF244B	27	BZY88C 3V3-15 10	
BC182	10	2N3055	47	Minifron	
BC184	10	1N914/4148	5	3015F	1.30

TAD100 Radio IC + IF filter + Data £1.60
 Carbon Film Resistors 5% 1/4W 10-1M E12 Values 1p each 10 same value 8p

P & P 6p (UK) By Return service. All goods new Texas, Motorola etc. Linear circuits include data.

SILICON SEMICONDUCTOR SERVICES
 41 Dunstable Road, Caddington, Luton, LU1 4AL 3666

25in. WIRED COLOUR TVs. Bush CTV25 (domestic chassis) with colour bars displayed £45 +VAT; Non Workers Tube O.K. £35 +VAT; Non Workers Tube U.S. £20 +VAT. 19in. G.E.C. 202B available. Quantity discount over 10 Sets. C.W.O. 25in. AERIAL COLOUR TVs. Bush CTV25 Thorn 2000 G.E.C. 2028 £90 +VAT (displayed working). **SECONDHAND COLOUR.** Lower Church Street, Stokenchurch, High Wycombe, Bucks. Tel: 024 026 (Radnare) 3321. (2 mins. off M40 Motorway, West Wycombe turnoff.) 40

A BONANZA FOR CONSTRUCTORS
B.B. SUPPLIERS OFFER

CURLIES. 5ft., 3 core, 15p ea., 4 core, 20p ea. **STRAIGHT Cords.** 25ft., 4 core, 25p ea. **DIODES.** Silicon, CV7040 (OA202), 3in. leads, 4 for 25p. **DIALS** (GPO Type), plastic face, metal mech. 30p ea. **TRANSISTOR** panels, Type M4, comprising: 5 BCY34, 4 ACY17, diodes, resistors and capacitors (ex new equipment—relatively long leads) 50p ea. **INTRODUCTORY OFFER:** 1 of each above plus surprise item for £1.25. (Offer ends 31.7.74.) **MONEY** back guarantee. Prices incl. VAT and p&p. **ORDERS** or **SAE** for complete list to:

38 HEATHWOOD GARDENS.
SWANLEY, KENT, BR8 7HN. 3663

CONSTRUCTORS
AMATEURS
MANUFACTURERS

American I.C.s, Transistors, etc., with no British equivalent, supplied speedily to order. One off and quantities.

T.M.P. ELECTRONIC SUPPLIES
 3 Bryn Clyd, Leeswood, Mold, CH7 4RU,
 N. Wales 3603

★

CLASSIFIEDS
ADVERTISING

★

ALLAN PETTERS
DORSET HOUSE
STAMFORD STREET
LONDON, SE1 9LU

01-261 8508 01-928 3597

for sale

40kW Transmitters
Collins (USA) FRT-22

4.26, 5 MHz, CW (A1) and teletype (F1), suitable for SSB (A3J) with external exciter. Built in crystal oscillator and frequency synthesizer, 10 autotune channels. Power requirements 230V 50/60 Hz (3 ph), automatic voltage regulation.

Volume ca. 480 cu. ft., weight ca. 12,600 lb. There are two identical sets available. Transmitters are used and need overhaul. Several tubes and vacuum capacitors must be replaced, minor parts missing.

Price £1,800 per set, ex stock Munich, in seaworthy packing with complete technical documentation.

DR. HANS BÜRKLIN
 8 München 2, Schillerstr. 40 (FRG) 3606

EXCESS STOCK SALE

TTL, I.C.'s and other components.
 Send s.a.e. for list to
 M/s A. Lennox-Martin,
 E.M.S. Ltd.,
 46B, Cricklewood Lane, N.W.2. 3610

zero88

Build a mixer to your own spec, using our easy to wire **AUDIO MODULES**

For full details contact Richard Brown at Zero 88, 115 Hatfield Road, St. Albans, Herts. AL1 4JS Tel. 63727 3837

JAN CRYSTALS
 Fast delivery of prototype and production military quality crystals. Competitive prices all frequencies: LF crystals a speciality. Details from:
INTERFACE INTERNATIONAL
 29 Market Street, Crewkerne, Somerset.
 Tel: (046031) 2578. Telex: 46377. 3521

ARTICLES WANTED

ELECTRO-TECH COMPONENTS LTD.

Are buyers of all types of electronic components and equipment. They will be pleased to view clearance stocks anywhere in Great Britain at one or two days notice and negotiate on the spot!

ELECTRO-TECH COMPONENTS LTD.
 315/317 Edgware Road, London, W.2
 Tel: 01-723 5667. 01-402 5580 37

TOP PRICES PAID
 for semiconductor and component redundant or excess inventories

P.R.S. ELECTRONICS
 126 Headstone Road,
 Harrow, Middlesex
 Tel: 01-965 6864 34



become a RADIO-AMATEUR!

learn how to become a radio-amateur
in contact with the whole world. We give
skilled preparation for the G.P.O. licence

free!

Brochure, without obligation to:

BRITISH NATIONAL RADIO & ELECTRONICS
SCHOOL P.O. BOX 156, JERSEY, CHANNEL ISLANDS

NAME: _____

ADDRESS: _____

WWB34.

BLOCK CAPS please

[3233

YOUR CAREER in RADIO & ELECTRONICS ?

Big opportunities and big money await the qualified man in every field of Electronics today—both in the U.K. and throughout the world. We offer the finest home study training for all subjects in radio, television, etc., especially for the CITY & GUILDS EXAMS (Technicians' Certificates); the Grad. Brit. I.E.R. Exam.; the RADIO AMATEUR'S LICENCE; P.M.G. Certificates; the R.T.E.B. Servicing Certificates; etc. Also courses in Television; Transistors; Radar; Computers; Servo-mechanisms; Mathematics and Practical Transistor Radio course with equipment. We have OVER 20 YEARS' experience in teaching radio subjects and an unbroken record of exam. successes. We are the only privately run British home study College specialising in electronics subjects only. Full details will be gladly sent without any obligation.

To: British National Radio & Electronics School, P.O. Box 156, Jersey, C.I.

Please send FREE BROCHURE to

NAME Block

ADDRESS Caps.

..... Please

..... W.W.C. 34

BRITISH NATIONAL RADIO AND
ELECTRONICS SCHOOL

[3330

CITY & GUILDS EXAMINATIONS

Make sure you succeed with an ICS home study course for C & G Electrical Installations, Telecommunications Technicians and Radio Amateurs. Free details from: International Correspondence Schools, Intertext House, Dept. 734H, London, SW8 4UJ. 188

COLOUR TV SERVICING

Make the most of the current boom. Learn the techniques of servicing Colour & Mono TV sets through new home study courses, approved by leading manufacturers. Also radio and audio courses. Free details from: International Correspondence Schools, Dept. 734H2, Intertext House, London, SW8 4UJ. 189

TECHNICAL TRAINING

Get the qualifications you need to succeed. Home study courses in Electronics and Electrical Engineering, Maintenance, Radio, TV, Audio, Computer Engineering & Programming. Also self build radio kits. Free details from: International Correspondence Schools, Dept. 734H3, Intertext House, London, SW8 4UJ. 190

Classifieds continued from page 108

Articles For Sale—Continued

TELEQUIPMENT D53 with 2 Type A amplifiers plus 30 mhz amplifier. New condition. Offers over £100. Teleradio, 325 Fore St., N.9. 807 3719. [3602

TRANSORISED U.H.F. T.V. tuner units for sale. Brand new in cartons. Details from Mr. Kennedy, 01-703 4040. [3418

VACUUM is our speciality. New and second-hand rotary pumps, diffusion outfits, accessories, coaters, etc. Silicone rubber or varnish outgassing equipment from £40. V. N. Barrett (Sales) Ltd., 1 Mayo Road, Croydon, 01-684 9917. [24

SOUTHALL

COLLEGE OF
TECHNOLOGY

Beaconsfield Road, Southall,
Middlesex.

Telephone:
01-574 3448

CEI PART II

Options by

PART-TIME STUDY

in

Electronics—Telecommunications, etc.,

The Engineer in Society

Apply: Head of Department of Electrical and Electronic Engineering [3491

COLOUR, UHF and TV SPARES. Colour and UHF lists available on request. New Philips G6 single standard convergence panels complete, incl. 16 controls, coils, P.B. switches, leads, etc. and circuit data £3.75, or with yoke £5.00, P/P 30p. New Colour Scan Coils, Mullard or Plessey plus convergence yoke and blue lateral, £10.00, P/P 40p. Mullard AT1025/05 Convergence Yoke, £2.50, P/P 25p. Mullard or Plessey Blue Lateral, £1.25, P/P 10p. BRC 3000 type Scan Coils, £4.00, P/P 40p. Delay Lines DL20, £3.50, DLI, DLI, £1.50, P/P 25p. Lum. Del. Lines, 50p, P/P 15p. EHT Colour Quadripler for Bush Murphy CTV 25 111/174 series, £8.25, P/P 25p. EHT Colour Tripler ITT TH25/1TH suitable most sets, £2.00, P/P 25p. KB CVC1 Dual Stand convergence panels complete incl. 22 controls, £3.75, P/P 35p. CRT Base Panel, £1.75, P/P 15p. Makers Colour surplus/salvaged Philips G8 panels part complete: Decoder incl. 1/C, £2.50, IF incl. 5 modules, £2.50, T. Base, £1.00, P/P 25p. CRT base, 75p, P/P 15p. GEC 2040 panels, Decoder, £3.50, T. Base, £1.00, RGB and Sound, £1.00, P/P 25p. Pye CT70 Colour LOPT assembly incl. EHT output and Focus Control, £3.50, P/P 35p. B9D valve bases 10p, P/P 6p. VARICAP TUNERS, UHF ELC 1043 NEW, £4.50, Philips VHF for Band I and 3, £2.85 incl. data, Salvaged VHF and UHF Varicap tuners, £1.50, P/P 25p. UHF TUNERS NEW, Transistorised, £2.85 or incl. slow motion drive, £3.85, 4 position and 6 pos. push-button transistor, £4.95. UHF/VHF basic integrated tuners, £3.25, Cydon UHF valve tuners, £1.50. All tuners P/P 30p. Transist. UHF VHF IF panels salvaged, £2.50 P/P 25p. MURPHY 600/700 series complete UHF Con-

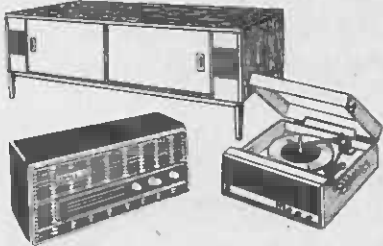
version Kits incl. tuner, drive assy., 625 IF amplifier, 7 valves, accessories housed in cabinet ninth assembly, £7.50 P/P 50p. SOBELL/GEC 405/625 Dual standard switchable IF amplifier and output chassis incl. cct., £1.50 P/P 35p. THORN 850 Dual standard time base panel, £1.00 P/P 35p. PHILIPS 625 IF amplifier panel incl. cct., £1.00 P/P 30p. VHF turret tuners AT7650 incl. valves for K.B. Featherlight, Philips 19TG170, GEC 2010, etc., £2.50. PYE miniature incremental for 110 to 830, Pam and Invieta, £1.95. A.B. miniature with UHF injection suitable K.B. Baird, Ferguson, 75p. New fireball tuners Ferguson, HMV, Marconi, £1.90 P/P all tuners 30p. Large selection LOPTs, Scan Coils, FOPTs available for most popular makes. PYE/LABGEAR transistor, Masthead UHF Booster, £5.75, Power Unit, £4.65 P/P 30p. or Setback battery operated UHF Booster, £4.65 P/P 30p. MANOR SUPPLIES, 172 WEST END LANE, LONDON, N.W.6 (No. 28, 59, 159 Buses or W. Hampstead Bakerloo and Brit. Rail), MAIL ORDER: 64 GOLDERS MANOR DRIVE, LONDON, N.W.11. Tel. 01-794 8751.

WIRELESS WORLD, 1950-1970, £7. Box No. 3671 W.W.

60 KHz MSF Rugby and 75 KHz Neuchatel Radio Receivers. Signal and Audio outputs. Small, compact units. Two available versions £35 and £60. Toolux, Bristol Road, Sherborne (3211), Dorset.

Classifieds continued on page 115

The items below are from the March Supplement to our 1974 Catalogue. You can receive this catalogue and the next 12 supplements by sending 66p.



STEREO RADIOGRAM CABINET

Long, Low and Modern. Teak veneered with sliding front and tapered legs. Speaker spaces each and size approx. 4' 2" X 18" X 15". Probably cost over £20 to make. Our Price £210 each. We can arrange delivery within 200 miles if you order 10 or more.

BUSH RECORD PLAYER

Bush Ref. No. SRP 84. Separate bass and treble controls help give this unusually good sound quality. A suitable amplifier speaker unit converts this to full stereo. Cabinet size 7 1/2" X 18 1/2" X 18" deep. Finished in charcoal gray leather cloth. Fully transistorised with 8" X 5" speaker. Controls bass, on/off, treble and volume. Socket stereo. Makers recommended price £27.72. Our Price £17.72. A saving of over £10. Post and insurance £2.

ERRES TABLE RADIO

Dutch made. Three wavebands (L, M, & S). Nice size (16 1/2" X 8 1/2" X 5 1/2") wooden cabinet with high gloss finish. 6" X 4" speaker gives better than average tone—these radios are very well made from good quality components and should not be confused with Hong Kong makes. They recently retailed at £18 each and were well worth it. The ones we have are brand new and working but have failed inspection because either they will work only on mains or only on batteries. It is unlikely that the fault is very much however and we are arranging for a circuit diagram. Price £24.44 plus £1 post and insurance.

ELECTRIC WELDER

Big transformer in metal case with carrying handle and control switch, output through very heavy duty terminals. Output volts 1.9-4.25 volts max. 117 amps—normal mains input socket for optional foot switch. £19.80 plus £2 carriage up to 200 miles. A further £1 for each 100 miles extra.

24V 3AMP MAINS TRANSFORMER

Upright mounting with fixing clips. standard primary 240/200/195/160—£3.80 plus 30p post and service.

MAINS TRANSFORMER

18.5v-0-6.5v at 500 mA and 1v at 1 amp. Normal tapped primary. Upright mounting with fixing lugs. £1.05.

MAINS TRANSFORMER

110v-37-39v-41v at 2 amp or this would function at 18v-0-18v. Primary tapped 110, 115, 127, 200, 220 and 240v selected by labelled plug. Primary screen and multi-tapped. Upright mounting with fixing lugs. £2.98.

MIDGET TWO GANGS

Tuning condenser as fitted to many Japanese Hong Kong radios—probably 200p each section with 1/8" spindle with terminals less trimmers. Price 38p. With trimmers 50p.

FERRITE RODS

For aerials, etc. The following types are in stock: Dia. 1", 4" long 18p, 8" long 18p; Dia. 3/8", 5" long 20p, 8" long 25p; Dia. 1/2", 4" long 20p, 5" long 25p, 6" long 30p, 8" long 40p; Dia. 1", 6" long 35p; Ferrite slab 3" long X 1/2" X 1/2".

PHOTO RESISTOR

Mixed type. This drops its resistance from approx. 250K ohms in dark to only approx. 200 ohms in bright light but it is only quite small, in fact less than 1/8" square with leads coming out of corners on one side. Price 22p.

0-8 AMMETER

2" square, full vision face for flush mounting—moving iron, ideal for charger. 78p each.

I.F. TRANSFORMERS

Tunable around 46 KC. Japanese manufacture as fitted to many Japanese made portable radios. Three sizes available: Sub-miniature, approx. 1 1/2" X 1 1/2" X 1 1/2" high; miniature, approx. 2" X 2" X 2" high; small, approx. 3" X 3" X 3" and standard 8/10" X 9/10" X 1". All at 11p each.

12V POWER PACK

"Smooth flow" double wound mains transformer, full wave rectifier and overload protection. Completely enclosed in plastic case with output terminals and Bax lead—ideal to operate models, drive motors, charge small batteries, etc., etc. Price £2.25.

TIME SWITCH

Mains driven 24-hour clock—driving two pairs of on/off switches. This switch sequence will repeat until reprogrammed. Complete in pre-assembled case with glass window in front. Continental make. Price £3.90.

RELAY

Clare Elliot. Sealed and wire ended. 675 ohm coil with two pairs change over contacts. Price £1.65.

12V 1 1/2 AMP POWER PACK

This comprises double wound 230/240v mains transformer with full wave rectifier and 2000 mfd smoothing. Price £2.20, plus 20p post and packing.

HEAVY DUTY MAINS POWER PACK

Output voltage adjustable from 15-40v in steps—maximum load 280W—that is from 8 amp at 40v to 15 amp at 15v. This really is a high power heavy duty unit with dozens of workshop uses. Output voltage adjustment is very quick—simply interchange push on leads. Silicon rectifiers and smoothing by 3,000 mfd. Price £8.33 plus 65p post.

24V 1AMP POWER PACK

Full wave rectifier 4,000 mfd smoothing divided output (can be paralleled for stereo, to eliminate cross talk). Completely enclosed with mains lead and output terminals. £2.63 25p carriage and insurance.

TRANSISTOR POWER PACK

Adjustable output 8-12v up to 500 mA. Kit comprises double wind transformer, 4 rectifiers, smoothing condensers and instructions. £1.98.

TERMS: — Add 10% V.A.T. Send postage where quoted—other items, post free if order for these items is £6.00, otherwise add 20p.

J. BULL (ELECTRICAL) LTD.
(Dept. WW) 7 Park Street,
Croydon CRO 1YD. Callers to:
102/103 Tamworth Rd. Croydon

WIRELESS WORLD

Binding Volumes of Annual Issues

Please send your volume to

**PRESS BINDERS LTD.,
4-4A ILIFFE YARD,
CRAMPTON STREET,
WALWORTH,
LONDON, S.E.17,**

with your name and address enclosed.

Also, please confirm your order and send it with remittance (£2.25 each volume plus 22p V.A.T.) £2.47, to

IPC ELECTRICAL-ELECTRONIC PRESS LTD., BINDING DEPARTMENT, ROOM 11, DORSET HOUSE, STAMFORD STREET, LONDON, SE1 9LU.

Allow up to 10 weeks for delivery

J. LINSLEY HOOD LOW DISTORTION AMPLIFIERS IN KIT FORM

1. 10 Watt Class A £5.25
2. 20 Watt Class B £20 (Incl. P.SU)
3. 20-75 Watt Direct coupled £11.80

Also 'Texan' Amplifier Kits in pack form. Bailey, Texas, Toshiba and Sanken Systems. Send large SAE for detailed lists.

TELERADIO HI FI
325 Fore St., London N9 0PE
01-807 3719 (Closed Thursdays)

EXPRESS

Prototype Printed Circuits
Fastest in London Area
Also medium production runs, call-offs, etc.
**Electronic & Mechanical
Sub-Assembly Co. Ltd.**
Highfield House, West Kingsdown,
Nr. Sevenoaks, Kent.
Tel: West Kingsdown 2344

WILMSLOW AUDIO

The firm for speakers!



Baker Group 25 3 8 or 15 ohm	£7.75
Baker Group 35, 3 8 or 15 ohm	£8.50
Baker Group 50/12 Bov 15 ohm	£12.50
Baker Deluxe 12" d/cone	£10.75
Baker Major	£8.50
Baker Major Module	£10.55
Baker Regent	£7.75
Baker Superb	£14.50
Celestion P5TB (for Unilex)	£2.55
Celestion MF1000 horn	£10.45
Celestion HF1300	£6.16
EMI 13 x 8, 3 8 or 15 ohm	£2.15
EMI 13 x 8, 150 d/c 3, 8, 15 ohm	£2.35
EMI 13 x 8, t/cw, 450, 3, 8, 15 ohm	£3.60
EMI 13 x 8 type 350 8 or 15 ohm	£8.25
Fane Pop 100 watt 18"	£12.50
Fane Pop 60 watt 15"	£13.00
Fane Pop 50 watt 12"	£11.00
Fane Pop 25/2 12"	£6.40
Fane Pop 15 watt 12"	£4.40
Fane Crescendo 18"	£47.50
Fane Crescendo 15"	£36.00
Fane Crescendo 12A or 12B	£29.00
Fane Crescendo 12BL	£30.00
Fane B07T B" roll surr. 8 or 15 ohm	£3.85
Elac 59RM109 15 ohm, 59RM114 B ohm	£2.65
Elac 6 1/2" d/c roll surr. 8 ohm	£3.35
Elac 4" tweeter TW4	£1.21
Goodmans BP 8 or 15 ohm	£4.49
Goodmans IOP 8 or 15 ohm	£4.70
Goodmans 12P 8 or 15 ohm	£11.65
Goodmans 15P 8 or 15 ohm	£18.00
Goodmans 18P 8 or 15 ohm	£13.00
Goodmans 12PD 8 or 15 ohm	£15.25
Goodmans 12PG 8 or 15 ohm	£14.50
Goodmans Audlomag 12AX	£39.65
Goodmans Audio 100	£9.50
Goodmans Axent 100	£6.60
Goodmans Axiom 401	£15.10
Goodmans Twinaxiom 8	£6.79
Goodmans Twinaxiom 10	£7.61
Kef T27	£4.75
Kef T15	£5.75
Kef B110	£6.75
Kef B200	£7.50
Kef B139	£11.75
Kef DNB	£1.92
Kef DN12	£4.12
Kef DN13	£2.75
Richard Allan CG8T 8" d/c B ohm	£6.35
Wharfedale Super 10 RS/DD	£9.80
Wharfedale Linton 11 kit (pair)	£19.25
Wharfedale Gledale (pair)	£34.50
Wharfedale Dovedale (pair)	£52.00
Richard Allan Twinkit each	£8.25
Richard Allan Triple 8 each	£13.00
Richard Allan Triple each	£18.00
Richard Allan Super Triple each	£21.50
Goodmans DIN 20 each	£8.75
Fane Model I each	£9.90
Helme XLK25 (pair)	£18.17
Helme XLK50 (pair)	£37.18
Kefkit 11 each	£23.50
Kefkit 111 each	£34.00
STC 400IG Super Tweeter	£6.19

PRICES INCLUDE VAT

Cabinets, for HiFi and PA., wadding, vinyl etc.

Send for free booklet—"Choosing a Speaker"

FREE with orders over £7—HiFi Loudspeaker enclosures book

All units guaranteed new and perfect.

Prompt despatch

Carriage and insurance: Speakers 35p each. Kits 75p each (£1.50 pair) Tweeters and crossovers 20p each.


Telephone Wilmslow 29599

(Discount HiFi/radio sales at 10 Swan Street

WILMSLOW AUDIO,

Dept WW,

Swan Works, Bank Square, Wilmslow,
Cheshire SK9 1HF.



A AC-DC VOM MULTI-TESTER MODEL SK-220

Compact-sized VOM for schools and service shops. • Easy-to-read 2 color scale. • Double jeweled 2% meter. • Single positive action switch. • Stabilized 1% resistors.

SPECIFICATIONS:
 • Sensitivity: DC Volts—20,000Ω/V, AC Volts—10,000Ω/V • Accuracy: DC ±3% of Full Scale, AC ±4% of Full Scale • Resistance: 4KΩ with 35Ω Midscale, 40KΩ with 350Ω Midscale • Decibels: -20~+62, Upper Freq. Limit 7kHz • Power source: One (1) AA1.5V, Eveready 915 or Equal • Size & Weight: 116 x 84 x 39mm, 300g.

B CLAMP TESTER MODEL CT-300

SPECIFICATIONS:
 • Range of Measurement: AC: A 6A, 15A, 60A, 150A, 300A. AC: V 150V, 300V, 600V Resistance: 1KΩ (center: 30Ω) • Internal battery and fuses: UM-3 battery, 1.5 volts, 0.1A fuses (9.5~11.5Ω). Max. circuit voltage: 500V Size & Weight: 190 x 85 x 45mm, 320g Accessories: Test leads, Leather carrying case.

• For catalog, please write to:
TAISEI ELECTRONICS CO., LTD.
 C.P.O. Box 847, Tokyo, Japan.
 Cable Address: "NESCOELECTRO TOKYO"
 Telex: J24788 SIGMARON Tel: 256-9054, 9055

WW—120 FOR FURTHER DETAILS

PEAK PROGRAM METERS TO BS4297

also 200KHz version for high speed copying.
 Drive circuit, 35 x 80mm, for 1mA L.H. zero meter to BBC ED1477. Gold 8-way edge con supplied.
 Complete kit £10.00 4 off £9.50 10 off £9.00 50 off £8.50
 Built and aligned £14.00 £13.50 £12.80 £11.90
ERNEST TURNER PPM meters, scalings 1/7 DR-22/+4, Type 642, 71 x 56mm £9.90, 643, 102 x 79mm £11.77
 Twin movement, scale 86 x 54mm £31.00



PUBLIC ADDRESS : SOUND REINFORCEMENT

In any public-address system where the microphones and loudspeakers are in the same vicinity acoustic feedback (howl-round) occurs if the amplification exceeds a critical value. By shifting the audio spectrum fed to the speakers by a few Hertz the tendency to howling at room resonance frequencies is destroyed and an increase in gain of 6-BdB is possible before the onset of feedback. The 5Hz shift used is imperceptible on both speech and music.

SHIFTERS IN BOXES with overload LED, shift/bypass switch, BS4491 mains connector and housed in strong diecast boxes finished in attractive durable blue acrylic. Jack or XLR audio connectors.
 Type Input impedance 200Kohm 200Kohm 10Kohm BALANCED
 Output impedance 2Kohm 20 or 600 ohm 20 or 600 ohm BAL
 PRICE £38.00 £38.00 £34.00
SHIFTER CIRCUIT BOARDS FOR WW July 1973 article
 Complete kit end board £21.00 including p.a.m. and mains transformer DESIGNER APPROVED
 Board built and aligned £28.00

SURREY ELECTRONICS
 The Forge, Lucks Green, Cranleigh,
 Surrey GU6 7BG. (STD 04866) 5997
 CASH WITH ORDER, less 5% UK post free, add VAT 3430

WW—121 FOR FURTHER DETAILS

Quartz Crystal Units
 ACCURATE RELIABLE
 Private enquiries, send 5p in stamps for brochure
THE QUARTZ CRYSTAL CO. LTD.
 Q.C.C. WORKS, WELLINGTON CRESCENT,
 NEW MALDEN, SURREY. 01-942-0334 x 2986

PRINTED CIRCUITS & ELECTRONIC EQUIPMENT

- LARGE & SMALL QUANTITIES
- FULL DESIGN & P.T.H. PROTOTYPE SERVICE
- ASSEMBLIES AT REASONABLE PRICES

for full details contact

K.J. BENTLEY & PARTNERS
 18 GREENACRES ROAD, OLDHAM
 P O APPROVED Tel 061 624 0939

When replying to Box nos please mention *Wireless World.*

EXCLUSIVE OFFERS

NEVER BEFORE OFFERED WORLD-WIDE RANGE

COMPLETE TRANSPORTABLE H.F. COMMUNICATIONS CENTRE based in Air Conditioned TRAILER fitted with COLLINS KWT-6 500W A.S.B. Transmitter-Receiver and one COLLINS Receiver all fully tuneable 2 to 30 mc/s digital readout synthesised frequency control, with line amplifiers and inputs, operating position and remote control facilities and ancillary equipment. Power input 115V or 230V A.C. Full details on application.
PHILCO RC-150 POINT-TO-POINT STRIP RADIO HF RECEIVERS 2.380 mc/s. Ten fully tuneable channels to 0.5 Mc with synthesiser. Single and diversity reception on 1SB, 0BU, 8SH with 4 sub-bands to each channel. Full details and prices on application.

HIGHEST QUALITY 19" RACK MOUNTING CABINETS & RACKS

CABINETS					
Our Ref.	Height in inches	Width in inches	Depth in inches	Rack Panel Space in lines	Price
DM	70	20	24	154	£21.00
DN	75	21	25	64	£20.00
PA	65	22	26	160	£22.00
FR	74	21	22	70	no sides £18.00
PC	52	20	22	47	£17.00
PD	46	22	24	72	£14.00
PF	72	22	21	68	£18.00
PG	64	22	25	116	£17.00
PH	11	19	18	10	£11.00
PI	15	21	17	17	£12.00
PJ	15	21	15	12	£12.00
PK	70	24	20	65	£17.00
PL	84	22	17	80	£21.00
PM	70	22	27	120	£20.00
PN	70	22	18	70	£18.00

Also Cabinets, twin and multi-way Cabinets.

OPEN RACKS					
Our Ref.	Height in inches	Width in inches	Depth in inches	Rack Panel Space in lines	Price
HR	63	3	70	15	£11.00
HS	57	2	51	14	£9.00

Full details of all above on request.

- We have a large quantity of "bits and pieces" we cannot list—please send us your requirements we can probably help—all enquiries answered.
- ★ 1215-type Receiver Cabinets £12.00
 - ★ E.M.I. H.201 Tape Recorders £35.00
 - ★ Ampex 352 Tape Recorders £24.00
 - ★ Philips PM2200 Hi-Fi in mic Scopes £45.00
 - ★ Mullard 5125000 eye Oscillators £24.00
 - ★ Duse 100 Phase Meters £22.50
 - ★ Southern Inst. 1800 P.M. Meters £24.00
 - ★ Bellini Lee T.V. Relay Equipment P.L.R.
 - ★ 70ft self-supporting Towers P.L.R.
 - ★ Adco 50k track Tape Readers £48.00
 - ★ Tally 5 k track Tape Readers £48.00
 - ★ 80 column Card Hand Punches £30.00
 - ★ 28 foot sectional self supporting Towers £300.00
 - ★ Mullard High speed Valve Testers & cards £25.00
 - ★ Metro-Vickers miniature Oscilloscopes £12.00
 - ★ Ferragraph 3 C.P.N. Tape Recorders £35.00
 - ★ Auto Electric Carillon Chimes £25.00
 - ★ CV-157 Hoffman 1MB 8SH Converters £35.00
 - ★ 10 foot Triangular Lattice Mast Sections 6 inch sides £12.00
 - ★ 15 foot with 15 inch sides £29.00
 - ★ Gossell Aemans Electric Hygrometers £24.00
 - ★ Racal MA-150 Synthesizers £25.00
 - ★ Racal MA-250 Decade Generators £125.00
 - ★ Racal HA-608 S.B.B. D.S.B. Adaptors £75.00
 - ★ Auto Deiger Counters, new £5.00
 - ★ Servomec 2KVA Voltage Regulators £24.00
 - ★ Double Co-axial Blowers 4x4 220 v. A.C. £28.00
 - ★ Ampex 8.E.10 Auto Decassers £45.00
 - ★ Uniselectors 10 bank 28 way full wipe £3.00
 - ★ I.C.A. 3 element 420 mhz 3rd Beam £6.00
 - ★ Haynes 500 watt 230 v./115v. Isolation Transformers 89.00
 - ★ Mulhens D.888 Analyzers £50.00
 - ★ Laboratory Radio Interference Filters £2.00
 - ★ Pye Scalamp Galvanes £24.00
 - ★ Cawick Type 1471 Variable Filters £14.00
 - ★ 54in. dia. Meteorological Balloons £2.00
 - ★ Flann Microwave Attenuators 4/12 GMC £40.00

FREE
 40-page list of over 1,000 different items in stock available—keep one by you.

INSTRUMENTATION TAPE RECORDER-REPRODUCERS

AMPEX
 FR-100B 1" 14 tracks 6 speeds
 FR-600 1" and 1/2" 14 and 7 tracks 4 speeds Transistorised

MINCOM
 CMP-100 1/2" 1" 7 tracks 6 speeds

E.M.I.
 TD-1 1/2" 7 tracks 7 speeds
 Several other smaller decks.
 Full details on request.
 Prices of above are from £100 to £400.

COMPUTER HARDWARE
 ★ CARD READER 80 col. 600 c.p.m.
 ★ PRINTER, High speed 1000 lines p.m.
 ★ TAPE READER, High speed 5/8 track 800 c.p.m.
 ★ 400 Channel Pulse Height Spectrum Analyser
 Prices on Application
PLEASE ADD V.A.T. TO ABOVE
P. HARRIS ORGANFORD — DORSET
 BM16 6ER
 BOURNEMOUTH-45051

BRAND NEW FULL SPEC. DEVICES

DELIVERY FROM STOCK

U.K. CUSTOMERS ADD 10% VAT TO TOTAL

MICROCIRCUITS: 709 31p; 710 41p; 723 61p; 741 (14 pin) 37p; 748 51p; 76013 £1.70.

TRANSISTORS: 2N2222 (Brown) 8p; 2N3053 19p; 2N3055 50p; 2N3704 14p; 2N3819 39p; 2N4058 18p; BC107A 15p; BC107B 14p; BC109 14p; BC70 18p; BFY50/51/52 22p; OC44/45/70/71 12p; OCT2 18p; AF114/5/6/7 18p; AC126/7/8 18p.

DIODES: 1N914 4p; 1N916 5p; 1N4148 4p.
 ZENERS: BZY88 Series 11p. 1 AMP RECTIFIERS: 50V. 41p; 100V. 1p; 200V. 51p; 400V. 8p; 800V. 61p; 1000V. 7p.
 16 pin IC SOCKETS 14p. SOLDERCONS: 1p per pin.
 DALO PC PEN 8p. 1W 5% CARBON FILM RESISTORS £12 values—10 of one value per 7p. Sub Min. Vertical Preset Pots (50mW) 100 ohms to 220K 4p each.

PANEL MOUNTING LED with data 22p.
 FERRITE BEADS: 13p/10 beads. THERMISTOR 9p.
 ANTEX S. IRONS: 15W £1.85; 25W £1.85.
 Prices at 9th April. Check our list.

Discounts start at 10% for 10+ Semiconductors of one type.

JEF ELECTRONICS (W.W.4)

York House, 12 York Drive, Grappenhall, Warrington, WA4 2EJ.

Mail Order Only. C.W.O. P. & P. 10p per order minimum, or at cost if more.

LIST FREE

Satisfaction or your money back.

PROMPT SERVICE

QUARTZ CRYSTAL UNITS from

- 1.0-60.0 MHZ
- FAST DELIVERY
- HIGH STABILITY
- TO DEF 5271-A



WRITE FOR LEAFLET AT-1
 MCKNIGHT CRYSTAL Co.
 HARDLEY INDUSTRIAL ESTATE, MYTHE, SOUTHAMPTON SO4 8ZY.

TEL. MYTHE 8961
 STD CODE 042 14

TRANSFORMER LAMINATIONS enormous range in Radiometal, Mumetal and H.C.R., also "C" & "E" cores. Case and Frame assemblies.

MULTICORE CABLE IN STOCK CONNECTING WIRES

Large quantities of miniature potentiometers (trim pots) 20 ohm to 25K. Various makes. Wholesale and Export only.

J. Black

OFFICE: 44 BREEN LANE, HENDON, NW4 2AH

Tel: 01-203 1855. 01-203 3033

STORE: LESWIN ROAD, N.16

Tel: 01-249 2260

YES

WE ARE STILL GOING STRONG

Our ever popular RXX26 is available but our NEW T.-36 is still stronger.

Rated for 36" of 16 s.w.g. it has proved amazingly POWERFUL. All models now fitted New. Pat. Jaw Strips producing true, 1/4 circle bends.

Full details with pleasure from:

A. A. TOOLS

HURST, ASHTON - UNDER - LYNE

The Young Generation Relay



Flatform Relay AZ 535

1 changeover, high dielectric strength between coil and contact stack for reliable insulation between signal and heavy duty circuits.

Contact material: Silver cadmium oxide, fine silver.

Switching capability 3 A
 240 V 50 HZ
 500 VA

Operating power ca. 360 mW

Coil voltage maximum 110 V

Surface area 32.5 x 20 mm

Height 11 mm

ZETTLER

Zettler UK Division


Equitable House,
 Lyon Rd., Harrow,
 Middx. HA1 2DU
 Tel. (01) 863 6329

Please look us up at the I.E.A. Stand no. 657

VV-122 FOR FURTHER DETAILS

Gramplan

'SERIES 7' - Studio Monitor Version
 One of the world's finest Amplifiers.



GRAMPLAN REPRODUCERS LIMITED

Hanworth Trading Estate, Feltham, Middlesex.

Telephone: 01-894 9141.

SOWTER TRANSFORMERS

FOR SOUND RECORDING AND REPRODUCING EQUIPMENT
 We are suppliers to many well-known companies, studios and broadcasting authorities and were established in 1941. Early deliveries. Competitive prices. Large or small quantities. Let us quote.

E. A. SOWTER LTD.

Transformer Manufacturers and Designers
 7 Dedham Place, Fore Street, Ipswich IP4 1JP
 Telephone 0473 52794

COAXIAL LEADS

PLUG	CABLE	PLUG	PRICE
BNC	UR56	BNC	£1-57
BNC	UR70	BNC	£1-57
BNC	UR43	BNC	£1-59
BNC	RG58c/u	BNC	£1-81
UHF	UR43	UHF	£1-55
UHF	RG58c/u	UHF	£1-79
N type	UR67	N type	£2-47
C type	UR67	C type	£4-40
BNC	UR43	UHF	£1-57
BNC	RG58c/u	UHF	£1-81
BNC	UR67	N type	£3-96
UHF	UR67	N type	£2-20
C type	UR67	N type	£3-96

TEST LEADS

BNC	UR70	Insul. Clips	£0-99
BNC	RG58c/u	Insul. Clips	£1-21
UHF	RG58c/u	Insul. Clips	£1-21

NOTES. All leads are 1.5 Metres (5ft) all plugs and cables are 50 ohm except UR56 & 70 (75 ohm). All plugs are straight entry type except C type Elbow plug, above available in Limited quantity. All prices Inc. VAT & postage, other lengths and combinations available on request.

A. H. SUPPLIES

57, MAIN RD., SHEFFIELD, S9 5HL
 444278 (0742).



THE ONLY COMPREHENSIVE RANGE OF RECORD MAINTENANCE EQUIPMENT IN THE WORLD!



Send P.O. 15p (plus 4p postage) for 48 page booklet providing all necessary information on Record Care.

CECIL E. WATTS LIMITED

Orby House
 Sunbury-on-Thames, Middx.

SPECIAL NOTICE TO ALL MANUFACTURERS

in the **ELECTRONIC, RADIO, TELEVISION and ALLIED TRADES.**

Please note that we will purchase any redundant and surplus stocks which you may have available after stocktaking, or wishing to make space for more important items. We are particularly interested in large quantities of components, raw materials, etc.

BROADFIELD & MAYCO DISPOSALS LTD.

21 Lodge Lane, N. Finchley, London, N12 8JG.

Telephone: 01-445 0749 01-445 2713 01-958 7624

WE PURCHASE ALL FORMS OF ELECTRONIC EQUIPMENT AND COMPONENTS, ETC.

SPOT CASH

CHILTMEAD LTD.

7, 9, 11 Arthur Road, Reading, Berks. Tel: 582 605

EX-COMPUTER STABILISED POWER SUPPLIES

RECONDITIONED, TESTED AND
GUARANTEED

Ripple <10mV. Over-voltage protection on all except 24v. 7A. unit. 120-130v. 50 c/s Input. Stepdown transformer to suit about £3.

Post & Packing £1.50

5-6v. 8A. £12 24v. 7A. £14
5-6v. 12A. £14 30v. 7A. £14
5-6v. 16A. £16

PAPST FANS 4½ x 4½ x 2in. 100 cim. £3-50 (30p).

PAPST FANS 6in. dia. x 2½in. deep Type 7576 £3-00 (30p).

WOODS FANS 6in. Plastic rotor £6-00 (36p).

ELECTROLYTICS

4000µ 70v., 3,600µ 40v., 10,000µ 50v.,
4½ x 2in. dia. 55p (14p)
10,000µ 35v., 5,000µ 35v., 40p (12p)
2,000µ 30v., 1,000µ 16v., wire ends 15p (6p)
4,000µ-100v., 4½ x 2½ 55p (22p)

EX-COMPUTER PC PANELS 2 x 4in., min. 35 transistors with data 50p (12p). 25 boards for £1 (30p).

PANELS WITH 4 POWER TRANSISTORS SIM OC28 50p (10p).

QH Bulbs, 12v. 55w. 50p (6p)
250 Mixed Resistors 60p (9p)
250 Mixed Capacitors 60p (9p)
200 SI Planar Diodes 50p (7p)
Microswitches 8 for 50p (9p)
Min. Glass Neons 8 for 50p (6p)
10-way Terminal Blocks 10 for 55p (15p)

Postage and package shown in brackets

Please add 10% VAT to TOTAL

KEYTRONICS

Mail Order only.

44 EARLS COURT ROAD, LONDON, W.8
01-478 8499

A DEXTER DIMMASWITCH

ALLOWS COMPLETE



LIGHTING CONTROL

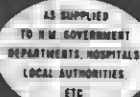
The DEXTER DIMMASWITCH is an attractive Dimma unit which simply replaces the normal light switch. It is available as a complete "ready to install" unit or "simple to assemble" kit. Two models are available controlling up to 300W or 600W of all lights, except fluorescents, at mains 200-250V, 50Hz. All DEXTER DIMMASWITCH models have built-in radio interference suppression. 600 watt £3.52 Kit form £2.97
300 watt £2.97 Kit form £2.42

All plus 12p post and packing

Prices include VAT. Please send c.w.o. to:

DEXTER & COMPANY

4 ULVER HOUSE
19 KING STREET
CHESTER CH1 2AH
Tel: 0244-25883



WW-124 FOR FURTHER DETAILS

THE LINEAR AND INTERFACE CIRCUITS DATA BOOK FOR DESIGN ENGINEERS

by Texas Instruments Ltd.

PRICE £2-25

TELEPRINTER HANDBOOK
by RSGB Price £5-25

LOGICAL DESIGN OF SWITCHING
CIRCUITS by D. Lewin Price £5-00

ADVANCED INDUSTRIAL ELEC-
TRONICS by N. Morris Price £3-55

INTEGRATED ELECTRONICS
by Millman Price £4-20

TEST EQUIPMENT FOR THE RADIO
AMATEUR by H. L. Gibson Price £2-00

THE MAZDA BOOK OF PAL
RECEIVER SERVICING by D. J. Seal
Price £4-00

BASIC THEORY & APPLICATION
OF TRANSISTORS by Dover Publica-
tions Inc. Price £1-10

IMPROVING YOUR HI-FI
by J. Earl Price £3-20

WORLD RADIO & TV HANDBOOK
1974 by J. M. Frost Price £3-20

SEMICONDUCTOR MEMORY
DESIGN & APPLICATION
by G. Luecke Price £9-50

★ALL PRICES INCLUDE POSTAGE★

THE MODERN BOOK CO.

SPECIALISTS IN SCIENTIFIC
& TECHNICAL BOOKS

19-21 PRAED STREET,
LONDON, W2 1NP

Phone 723 4185
Closed Sat. 1 p.m.

Classifieds continued from page 111
Articles For Sale—Continued

104-500 YD. ROLLS 14/0076 double tinned white PVC (or metric equivalent) to DEF 12D, Reputable manufacturer. Sensible offer for the Int. Telephone: Topsham 4246. [3620]

ARTICLES WANTED

CASH AVAILABLE for surplus semiconductors and I.C. Phone 01-452 2583. [3195]

WANTED: all types of communications receivers and test equipment.—Details to R. T. & I. Electronics, Ltd., Ashville Old Hall, Ashville Rd., London, E.11. Ley. 4986. [63]

WIRELESS WORLD January 1973 issue wanted. Aukt. 23 Newton Street, West Bromwich B71 3RG. [3615]

BOOKS

WORLD RADIO TV HANDBOOK 1974, £3.13 inclusive, David McGarva, Agent for World Publications, P.O. Box 114X, Edinburgh, EH1 1HP. Ask about quantities, two and up! [12]

COURSES

RADIO and Radar M.P.T. and C.G.L.I. Courses. Write: Principal, Nautical College, Fleetwood, FY7 8J7. [25]

CAPACITY AVAILABLE

AIRTRONICS LTD., for Coil Winding—large or small production runs. Also PC Boards Assemblies. Suppliers to P.O., M.O.D., etc. Export enquiries welcomed, 3a Valerand Road, London, SE13 7PE. Tel. 01-852 1706. [61]

ASSEMBLY, alignment and wiring work undertaken. Outworker can do up to 50 hours per week to a high standard. Collection and delivery by arrangement. Ian Bowden, 165 Lancaster Road, New Barnet, Herts. 01-440 2979. [3589]

BATCH Production Wiring and Assembly to sample or drawings. Deane Electricals, 198 Station Parade, Ealing Common, London, W.5. Tel: 01-992 8976. [20]

CAPACITY available to the Electronic Industry. Precision turned parts, engraving, milling and grinding both in metals and plastics. Limited capacity available on Mathey SP33 JIG BORER. Write for lists of full plant capacity to C.B. Industrial Engineering Ltd., 1 Mackintosh Lane, E9 6AB. Tel. 01-985 7057. [14]

DAVANT ELECTRONICS—have capacity available for batch electronic assembly of PCBs, units and panels. 11 Croft Close, Shrewsbury, Salop. Telephone: Shrewsbury 50550. [3582]

DESIGN, development, repair, test and small production of electronic equipment. Specialist in production of printed circuit assemblies. YOUNG Electronics Ltd., 54 Lawford Road, London, NW5 01-267 0201. [29]

PRINTED CIRCUITS, quick service, competitive prices, roller tinning, drilling etcetera. Short runs welcomed. Jamiesons, 1-5 Westgate, Bridlington, Yorkshire. Tel: (0262) 4738 77877. [3386]

SMALL Batch Production, wiring, assembly, to sample or drawings. Specialist in printed circuit assemblies. D. & D. Electronics, 42 Bishopshfield, Harlow, Essex. Harlow 33018. [17]

NEW GRAM AND SOUND EQUIPMENT

GLASGOW.—Recorders bought, sold, exchanged; cameras, etc., exchanged for recorders or vice-versa.—Victor Morris, 343 Argyle St., Glasgow, C.2. [11]

RECEIVERS AND AMPLIFIERS— SURPLUS AND SECONDHAND

HRO Rxs, etc.; AK88, CR100, BRT400, G209, S640, etc., etc., in stock.—R. T. & I. Electronics, Ltd., Ashville Old Hall, Ashville Rd., London, E.11. Ley. 4986. [65]

SERVICE & REPAIRS

AUDIO ENGINEER, available shortly, seeks commissions in consultative, advisory, creative, installational or sub contract work. Enquiries and offers to Box No. WW 3580.

ELECTRONIC test equipment repair service offered on Avometers, Signal Generators Pulse/A.M./F.M./C.W./A.F., Frequency Counters, D.V.M.s, P.S.U.s, Oscilloscopes. Production test problems? Why not try us, "Q" Services Electronic (Camberley) Ltd., 29 Lawford Crescent, Yateley, Camberley, Surrey, Yateley 871048. [13]

SCRATCHED TUBES. Our experienced polishing service can make your colour or monochrome tubes as new again for only £2.75, plus carriage 75p. With absolute confidence sent to Retube Ltd., North Somersote, Louth, Lincs, or phone 0507-85 300, [27]

SIGNAL generators, oscilloscopes, output meters, wave voltmeters, frequency meters, multi-range meters, etc., in stock.—R. T. & I. Electronics, Ltd., Ashville Old Hall, Ashville Rd., London, E.11. Ley. 4986. [64]

TAPE RECORDING ETC.

IF quality, durability matter, consult Britain's oldest transfer service. Quality records from your suitable tapes. (Excellent tax-free fund raisers for schools). Modern studio facilities with Steinway Grand.—Sound News, 18 Blenheim Road, London, W.4. 01-995 1661. [3433]

VALVES WANTED

WE buy new valves, transistors and clean new components, large or small quantities, all details, quotation by return.—Walton's, 55 Worcester St., Wolverhampton. [62]

FOR CLASSIFIED ADVERTISING RING

01-261 8508

MANUALS AVAILABLE

MARCONI	SOLARTRON	COSSOR	TEKTRONIX	TELEQUIPMENT	ADVANCE	PYE	FURZEHILL		
TF329G	AS516	339	422	S31	TF1041	CT436	TC1A	BANTAM	O160
TF801B	AS517	1035	511AD	S32A	TF1100	CD523S.2	T2	REPORTER	1684
TF801B/3/S	ASW51A	1049	515A	D43	TF1101	AD557	TC2A	RADIVET	HEWLETT PACKARD
TF801D	SRS151&151A	E.M.I.	524AD	WAYNE KERR	TF1104/1	CD711S	D1	211	200CD
TF867A	SRS152&152A	WM2	531	B221	TF1300	CD814	D2	RACAL	130A
TF868A	VF252	WM8	541	B121	TF1345/2	QD910	J	SA28	BC221
TF885	CO546	WM16	541A-B	B521		CD1014	AIRMEC	SA33	HARTLEY 13A
TF886A	D300		555			CD1016	701		AVO CT38

This is only a small example of the manuals we have in stock. S.A.E. with your enquiries — we may be able to help.

CHILTMead LTD


7-9 ARTHUR ROAD, READING, BERKS. (rear Tech. College) Tel.: Reading 582605

INDEX TO ADVERTISERS

Appointments Vacant Advertisements appear on pages 92-111

	PAGE		PAGE		PAGE
A. A. Tools	114	Gardners Transformers Ltd.	20, 24	Quality Electronics Ltd.	48
Adcola Products Ltd.	16	Grampian Reproducers Ltd.	114	Quartz Crystal Co. Ltd.	113
Advance Electronics Ltd.	53, 57				
Aero Electronics Ltd.	45				
A. H. Supplies	114	Harris Electronics (London) Ltd.	26, 34	Racal Amplivox Communications Ltd.	15
AKG	2	Harris, P.	113	Radford Acoustics Ltd.	25
Allotrope Ltd.	80	Hart Electronics (London)	66	Rank Audio Visual	26
Amtron U.K.	16	Heath (Gloucester) Ltd.	47	Rastra Electronics & Co. Ltd.	8, 9
Ancom Ltd.	17	Henry's Radio Ltd.	72, 73	RCA Ltd.	38
Anders Electronics Ltd.	5, 18	Hepworth Electronics	26	Rogers Developments (Electronics) Ltd.	22
Arrow-Hart (Europe) Ltd.	6	Hitachi Shibaden (U.K.) Ltd.	17	Rola Celestion Ltd.	32
A.S.P. Ltd.	36	Hy-Q Electronics	29	R.S.C. Hi-Fi Centres Ltd.	80
Aveley Electric Ltd.	47			R.S.T. Valves Ltd.	82
		I.C.E. Electronic Systems	46		
Barrie Electronics Ltd.	75	Icon Design	48	Salford Electrical Insts. Ltd.	44
Bauch, F.W.O.	64	Industrial Tape Applications Ltd.	43, 45	Samplebest Ltd.	46
Bedford Electronics	62	Integrex Ltd.	35	Samsons (Electronics) Ltd.	71
Bentley Acoustic Corp. Ltd.	78	International Rectifiers Ltd.	52	Scopex Instruments	42
Bentley, K. J., & Partners Ltd.	113	Invader Components Ltd.	44	Scott, James (Elec. Eng.) Ltd.	18
B.I.E.T.	27			Service Trading Co.	91
Bi-Pak Semiconductors	60, 61	Jackson Brothers (Ldn. Ltd.)	32	Servo & Electronics Sales Ltd.	70
Bi-Pre Pak Ltd.	27	J.E.F. Electronics	114	Shure Electronics Ltd.	56
Bias Electronics Ltd.	114	Jermyn Industries	21	Sinclair Radionics Ltd.	54, 55, 58, 59
Black, J.	114	J. H. Associates Ltd.	62	S.M.E. Ltd.	cover iii
Bradley, G. & E. Ltd.	cover ii	J. J. Lloyd Instruments Ltd.	36	Sintel	46
Brifec Ltd.	42			Sowter, E. A., Ltd.	114
Broadfields & Mayco Disposals	114	K.E.F. Electronics Ltd.	13	Special Product Distributors Ltd.	43
Bull, J. (Electrical) Ltd.	112	Keytronics Ltd.	115	Strumtech Eng. Co. Ltd.	34
Butterworth & Co. Ltd.	62, 86			Studio Electronics	78
		Laskys	67, 68, 69	Sugden, J. E., & Co. Ltd.	48
Cambridge Learning	41	Ledon Instruments Ltd.	23	Surrey Electronics	113
Cavern Electronics	42	Levell Electronics Ltd.	24		
Chiltmead Ltd.	25, 85, 114, 116	Limrose Electronics Ltd.	22	Taisei Electronics Co. Ltd.	113
Chinaglia (U.K.) Ltd.	40	Linstead Electronics	21	Teleprinter Equipment Ltd.	63
Chromasonic Electronics Ltd.	33	Longs Ltd.	21	Tequipment Products (Tektronix U.K.) Ltd.	50
Colomor (Electronics) Ltd.	79			Teleradio Special Products	112
Communications '74	37, 39	Macfarlane, W. & B.	75	Telford Products Ltd.	42
Consumer Microcircuits Ltd.	Readers Card	MacInnes Labs. Ltd.	21	Texas Insts.	14, 86
Crichton, John	66	Marshall, A., & Sons (London) Ltd.	81	Toko (U.K.) Ltd.	22
C.T. Electronics Ltd.	76	Medelec Ltd.	29	Toyco Communications Equip. Co. Ltd.	20
		McKnight Crystal Co.	114	Trampus Electronics	66
Davenport, S. B., Ltd.	29	McLennan Engineering Ltd.	19	Trannies Ltd.	64
Decon Labs. Ltd.	31	Mills, W.	86	Turner, Ernest, Elec. Insts. Ltd.	30
Dexter & Co.	115	Millward, G. F.	87		
Dixons Technical CCTV Ltd.	22	Moderne Book Co.	115	Valradio Ltd.	18
Dynmar Electronics Ltd.	11	Motorola Semiconductors Ltd.	10	Vero Electronics Ltd.	19
		Multicore Solders Ltd.	cover iv	Vitality Ltd.	28
East Cornwall Components	62	Nombrex (1969) Ltd.	28	Vitavox Ltd.	30
Eddystone Radio Ltd.	27	North East Audio Ltd.	34	Vortexion Ltd.	4
Electroni-Kit Ltd.	45				
EEC	90	Oliver Pell Control Ltd.	12	Watts, Cecil E., Ltd.	114
Electronic Brokers Ltd.	88, 89	Olson Electronics Ltd.	38	Wayne, Kerr, The, Co. Ltd.	3
Electronic Mech. Sub Assembly Co. Ltd.	117			West Hyde Developments Ltd.	77
Electro-Tech. Components Ltd.	84	Parker, A. B.	45	Whiteley Electrical Radio Co. Ltd.	24, 31
Electrovaluc	83	Patrick & Kinnie	70	Wilkinson, L. (Croydon) Ltd.	80
Environmental Equipments Ltd.	43	Phoenix Electronics (Purtonmouth) Ltd.	44	Wilmslow Audio	112
		Physical & Elec. Labs. Ltd.	48		
Farnell Instruments Ltd.	7, 23	Powertran Electronics	48, 49	Yates Electronics	74
Fi-Comp Electronics	82	Practical Electronics	40		
Fitch Tape Mechanisms	23			Z. & I. Aero Services Ltd.	23, 90
Future Film Developments Ltd.	82			Zettler GmbH	114
Fyde Electronics Labs. Ltd.	20				

Printed in Great Britain by Hazell Offset Ltd., Letch Road, Slough, Bucks., and Published by the Proprietors I.F.C. ELECTRICAL-ELECTRONIC PRESS LTD., Depot House, Stamford St., London, SE1 9LJ telephone 01-261 8800. Wireless World can be obtained abroad from the following: AUSTRALIA and NEW ZEALAND: Gordon & Gotch Ltd. India: A. H. Wheeler & Co. CANADA: The Wm. Dawson Subscription Service, Ltd. Gordon & Gotch Ltd. SOUTH AFRICA: Central News Agency Ltd.; William Dawson & Sons (P.A.) Ltd. UNITED STATES: Eastern News Co., 366 West 11th Street, New York 14. CONDITIONS OF SALE AND SUPPLY. This periodical is sold subject to the following conditions namely that it shall not without the written consent of the publishers first given be lent, re-sold, hired out or otherwise disposed of by way of Trade at a price in excess of the recommended maximum price shown on the cover, and that it shall not be lent, re-sold, hired out or otherwise disposed of in a mutilated condition or in any unauthorised cover by way of Trade or affixed to or as part of any publication or advertising, literary or pictorial matter whatsoever.



Looked at closely
The best pick-up arm in the world

SME

Write to SME Limited
Steyning · Sussex · England
Telephone: Steyning (0903) 814321

LTD/525

WW-002 FOR FURTHER DETAILS

Ersin Multicore- the international solder

Ersin Multicore 5-Core Solder

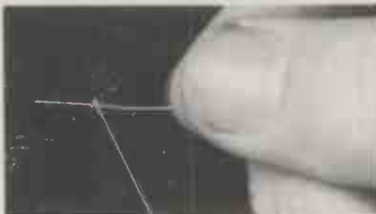
The proved superiority of ERSIN Multicore Solder for over thirty years is due to many factors. We have specialised throughout this period in the manufacture of cored solders. Consequently our research and manufacturing staff have been able to devote all their energies to the development of Multicore Solders. All alloys are of highest purity, carefully formulated and checked.

Our unsurpassed ERSIN flux is rigorously tested before and after it is incorporated in the solder wire. Our five separate cores of flux ensure flux continuity, leave only an ultra-thin layer of solder separating flux from work for instant wetting and provide a more accurate ratio of flux to solder. It is therefore possible to

use less solder and obtain greater reliability.

Our Quality Control at all stages of manufacture is guaranteed and recorded by the batch number on every reel.

Needle fine gauges




In addition to our standard range of wire diameters (10-22 swg: 3.2-0.7 mm) supplied on 2½ kg and ½ kg reels we also mass-produce needle-fine gauges (24-34 swg: 0.56-0.23 mm) on 250 g reels for microminiature soldering applications—still with 5 Cores of flux.

Savbit Solder

One of our most popular special ERSIN Multicore Solder alloys is SAVBIT alloy. Compared with ordinary tin/lead solders it dramatically reduces the erosion of soldering iron bits, copper wires and printed circuit conductors. It also saves costs and increases reliability. SAVBIT alloy containing 5-Cores ERSIN 362 flux has received special Ministry approval—under DTD. 900/4535 for Military applications.



Sectioned iron-plated bit, after 40,000 simulated operations using 60/40 Solder.



Sectioned Iron-plated bit, after 40,000 simulated operations using SAVBIT Solder.

ALLOY

Composition (nominal major elements)

50/33/17 Sn/Pb/Cd
62/36/2 Sn/Pb/Ag
62/35.7/2/0.3 Sn/Pb/Ag/Sb
63/36.7/0.3 Sn/Pb/Sb
60/40 Sn/Pb
60/39.7/0.3 Sn/Pb/Sb
50/50 Sn/Pb
50/49.7/0.3 Sn/Pb/Sb
50/48.5/1.5 Sn/Pb/Cu
45/55 Sn/Pb
40/60 Sn/Pb
40/59.7/0.3 Sn/Pb/Sb
30/70 Sn/Pb
20/80 Sn/Pb
15/85 Sn/Pb
Pure Tin
95/5 Sn/Sb
5/93.5/1.5 Sn/Pb/Ag

Grade

TLC
LMP
Sn62
Sn63
K
Sn60
F
Sn50
Savbit 1
R
G
Sn40
J
V
—
P.T.
95A
H.M.P.

Melting Temperature

Solidus °C	Liquidus °C
145	145
179	179
179	179
183	183
183	188
183	188
183	212
183	212
183	215
183	224
183	234
183	234
183	255
183	275
225	290
232	232
236	243
296	301

Specification

DIN 1707
DIN 1707
QQ-S-57 1E
QQ-S-57 1E
B.S. 219
QQ-S-57 1E
B.S.219
QQ-S-57 1E
DTD 900/4535
DIN 1707
B.S.219
B.S.219
QQ-S-57 1E
B.S.219
—
B.S.3252
B.S.219
B.S.219



For full information on these and a Selector Guide to other MULTICORE products please write on your Company's letterhead direct to:
Multicore Solders Limited, Maylands Avenue, Hemel Hempstead, Hertfordshire HP2 7EP.
 Tel: Hemel Hempstead 3636 Telex: 82363