

# SIEMENS

## Consumer Products 2003



Siemens. Designed for your family



**Design and technology  
combine to excite.**

Siemens has long been synonymous with quality, technical innovation and design in domestic appliances. Our intelligent solutions bring enhanced levels of safety and convenience to your home. Small appliances designed by F. A. Porsche, powerful vacuum cleaners, espresso/fully automatic coffee machines with the unique aroma whirl brewing system, air conditioning appliances featuring award-winning design and environmentally friendly technology – these are just some of the products that have made us No. 1 in homes in Germany and one of the leading brands in Europe. And there are plenty more exciting ideas where those came from.

**Siemens. Designed for your family.**

*DESIGN BY FA. PORSCHE*





### **Intelligence**

Whether your taste is for straight coffee, espresso or cappuccino, Siemens' unique aroma whirl technology makes for a revolutionary taste experience: In the new "surpresso" espresso/fully automatic coffee machine, a dynamic brewing method whirls the ingredients of coffee and water together so effectively that all the delicious constituents of the aroma are rapidly released, losing nothing in the process.



### **Innovation**

Unlike many conventional vacuum cleaners, the dynapower series models make changing the dust bag child's play, thanks to the One-Step system. Open the appliance, pop in the replacement bag and close the cover. It's as simple as that. No more struggling to fit the bag into awkward locations. All the other filters are easily accessible too, and can be hygienically changed in a couple of seconds with a few simple actions.



### **Clever features**

Now you can get through the ironing even faster. Up to 30% faster, in fact, thanks to the technical innovations in the new Siemens TB 15 "slider motor-steam" iron. Its motorized steam system delivers maximum steam even in the upright position. A constant 32 grams a minute gets rid of even the most stubborn creases, fast.




### **Material**

High-quality materials give Siemens appliances their edge. Stainless steel, for instance, does not react with foodstuffs or impair flavor, is easy to clean and long lasting. Which explains why coffee machines, kettles, deep fryers and many other appliances from Siemens feature stainless steel components.



### **Design**

Good product design means more than just good looks. It also means products that are easier to use, work better and last longer. This is exemplified in the exclusive Design by F.A. Porsche range of appliances from Siemens, which has won accolades such as the "red dot" International Design Award and the IF Design Award.





DESIGN BY TU FONGHUI

6–35

**A clean sweep**

Cylinder vacuum cleaners,  
brush vacuums  
Hand-held vacuum cleaners  
Wet & dry cleaners  
Rechargeable vacuum cleaners  
Accessories



36–41

**Designed to thrill**

Design by F. A. Porsche:  
Liquidizer, coffee machine,  
kettle, hair dryer,  
toaster, citrus press



42–47

**Breakfast for gourmets**

The Gerd Käfer edition:  
Coffee machine, toaster,  
kettle, egg boiler,  
cylinder vacuum cleaner



48–59

**The cup that cheers**

Espresso/fully automatic  
coffee machine, coffee machines,  
coffee grinders, kettles



60–69

**Starting the day in style**

Toasters, egg boilers,  
matching sets



70–75

**Sharp and versatile**

Food slicers



76–87

**All-rounders in the kitchen.**

Compact food processors  
Hand mixers  
Hand blenders  
Deep fryers  
Patio barbecue



88–97

**Ironing made easy**

Steam irons  
Steam stations  
Dry irons



98–103

**Not just hot air**

Hair dryers



104–111

**An air of excellence**

Air conditioners, hand dryers,  
radiators




112–113

**Product information for  
domestic vacuum cleaners**

114–115

**Siemens-Electrogeräte GmbH  
Sales and Customer Service  
Centers**



Designed to  
**thrill.**

For a design to work, it should reveal the inner qualities of an object. Successful product design is reflected in visual appeal, technical excellence, ease of use, safety and durability. The result is a harmonious blend of form and function, passion and practicality, perfect in every detail. Siemens has taken this design ideal of F.A. Porsche and applied it to an exclusive range of appliances featuring a coffee machine, kettle, long-slot toaster, liquidizer, citrus press and hair dryer. Experience this fusion of intelligent technology and innovative design - the shape of things to come.

MAX.



8

6

4

2



DESIGN BY F.A. PORSCHE

ON



5-8



ON



2-4

The embodiment of excellence.







#### Design that works

Siemens appliances in the Design by F.A. Porsche range are not just beautiful to look at and exclusively styled. You can tell straight away that behind each design detail lies a wealth of features and technical innovation.

The **hair dryer** in the Design by F.A. Porsche range demonstrates that intelligent design is also efficient design. The screw-in handle means that the hair dryer takes up little space in your suitcase or in the bathroom. It comes with its own wall mounting for convenient storage. The MH 91100 may have a powerful 1800 W motor but is very quiet for all that. The stainless steel air grille is detachable, making the filter extremely easy to clean.

Sophisticated styling outside and superb water quality inside. These are the hallmarks of the Siemens **kettle** with a stainless steel scale filter in the spout. Other novel design details are the prism effect water level indicator, multi-directional base with center connector and the smooth stainless steel base for ease of cleaning.

The attractively styled **long-slot toaster** from Siemens has a LED browning control with 11 different settings, for superb results on any type or size of bread. The quartz element browns consistently, however thick or thin the slice of bread. There is also a visual display of toasting progress to keep you in the picture.



The **liquidizer** from Siemens is technically brilliant. The goblet houses a stainless steel blade strong enough to crush ice. For a smooth finish, the variable speed control dial retracts flush with the body of the liquidizer.

Master the art of coffee making with the **thermo coffee machine**. It's easy with a choice of 2 strength settings, removable water reservoir, prism effect water level indicator and a non-reactive stainless steel element. These are just a few of the innovative features housed in the high-quality metal exterior.

And the details of the new **citrus press** are enough to get the juices flowing too: Simply press the halved fruit down on the spiral cone, and the press starts automatically. Release the pressure and it stops again. Thanks to the tilting pourer, not a drop goes to waste. Special centrifugal technology also ensures that the fruit is completely pressed, and the last drop of juice extracted.



**MB 91101**  
**Liquidizer**  
**Aluminum body**  
**Design by F. A. Porsche**

**MH 91101**  
**Hair dryer with diffuser**  
**Aluminum body**  
**Design by F. A. Porsche**

**Rating: 450 W**

- High-quality brushed aluminum metal exterior
- Capacity: 1.5 liter (effective capacity 1.25 liter)
- Retractable dial for variable speed control
- Pulse and auto pulse settings
- Goblet with **stainless steel blade** can be used to crush ice
- **Extremely safe**, will only operate with the lid in place
- Clear spout with scale
- Goblet is dishwasher safe, when removed from metal body
- Cable tidy

**Rating: 1800 W**

- High-quality body in brushed aluminum and plastic
- Separate heat and speed settings: 2 speed settings, 6 temperature settings (Cool: 230/330/460W; Hot: 230/460/900/1100/1200/1800 W)
- Separate "Cool" button for extra hold
- Low-noise fan – a powerful 1800 W, but one of the quietest hair dryers
- **Screw-in handle** has soft grip with cord tidy and retaining clip
- **Wall mounting kit**
- The hinged **stainless steel** air grille flips open to give access to the filter for easy cleaning
- Extra long power cord (2 m)
- Bowl diffuser for fast, gentle drying and tangle-free hair
- Crimping nozzle
- Non-slip pads
- Hanging loop

AUSZEICHNUNG  
 PRODUKTE  
 DES JAHRES  
 2000  
 WETTBEWERB DES  
 FACHVERBANDS  
 KUNSTSTOFF  
 KONSUMWAREN  
 FFA



**MC 91100**  
Citrus press  
Aluminum housing  
Design by F.A. Porsche

**Rating: 100 W**

- High-quality brushed aluminum housing
- Maximum juice yield with new spiral cone and extra high-speed centrifuge option (normal operation 150 rpm; high speed 450 rpm)
- Ultra-quiet 100 Watt motor
- Soft start
- Juice pours straight into glass
- Spout with stop mechanism
- All parts (except motor unit) dishwasher-safe
- Cover
- Automatic start/stop mechanism
- Cable tidy

**TT 91100**  
Long-slot electronic toaster  
Aluminum body  
Design by F. A. Porsche

**Rating: 900 W**

- High-quality brushed aluminum metal exterior
- Cool Touch, exterior stays cool to the touch
- Takes two slices up to 34 mm thick and 250 mm long
- Unique adjustable **quartz element** adapts automatically to the thickness of the bread
- Automatic bread centering feature
- 11-position variable browning control with **LED display** and visual display of toasting progress
- Most recent toaster setting is memorized and displayed
- Consistent browning - the same results every time
- Mid-cycle cancel button
- Removable crumb tray for easy cleaning
- Patented, integral stainless steel rack for 2 - 3 bread rolls
- Switches off automatically if knocked over
- Automatic jam-proof switch-off



**TC 91100**  
Thermo coffee machine  
Aluminum body  
Design by F. A. Porsche

**Rating: 1000 W**

- High-quality brushed aluminum metal exterior
- Aroma-saving thermo jug with brewing valve
- Capacity: 8 cups
- 2 strength settings with LED indicator
- **Tough stainless steel element** for long life; non-reactive for true taste
- Removable water reservoir for easy filling
- 1 x 4 swing-out filter with non-drip nozzle
- External water level indicator with prism effect
- Switches off at the end of brew cycle for **added safety**
- Separate off switch
- Cord storage compartment



**TW 91100**  
Cordless kettle  
Aluminum body  
Design by F. A. Porsche

**Rating: 2000 W**

- High-quality brushed aluminum metal exterior
- Capacity: 1.5 liter max.
- Removable jug, multi-directional base and 360° center connector for ease of use
- Sophisticated safety features: switches off immediately the lid is removed, kettle lid lock and overheat protection
- Smooth stainless steel base (concealed element) is easy to clean and non-reactive for true taste
- Optimum water quality thanks to removable **stainless steel scale filter** in the spout
- Automatic steam stop - appliance switches off automatically when it boils
- External water level indicator with prism effect
- Pilot light





electronic







## Breakfast for gourmets.

Among gourmets, Munich's gourmet paradise Käfer store has been a byword for fine foods for decades. Now you can enjoy crisp toast, aroma-rich coffee, freshly brewed tea and a perfectly boiled egg with the Gerd Käfer limited edition appliances from Siemens. Their attractive design makes these products, as recommended by the gourmet's choice, Gerd Käfer, a morning treat for eye and palate alike.



## The Gerd Käfer ladybird and Siemens wish you “Good morning”.



### Have a nice day!

With the Siemens Gerd Käfer special edition you can start the day with attractive design and clever technical features. Because all the kitchen appliances in this series offer impressive and innovative technology combined with beautiful styling. And with every appliance you receive an exclusive Gerd Käfer accessory not available anywhere else.



The true aroma and flavor of your coffee is really unlocked by the **coffee machine**, with its special brewing head, 1 x 4 slot-in filter, water level indicator and automatic switch-off at the end of the brewing process. Thanks to the double-walled Thermo jug the coffee stays hot, for leisurely enjoyment. **Two coffee cups featuring the Gerd Käfer design motif come with Siemens' compliments.**



For a perfect cup of tea, the kettle with automatic steam stop and removable scale filter is just the job: Up to 1.7 liters of water can be boiled, and the stainless steel base with its concealed element offers true taste qualities, durability and ease of cleaning. To pour the water into the special matching **Gerd Käfer teacup**, the lid opens at the press of a button.

Here's the **toaster** for even, crispy toast, with room for one long slice or two standard slices – or you can heat up a bread roll on the integrated rack. The slices are automatically centered, with infinitely variable browning control. And to spread a little early-morning happiness, the appliance comes with a matching **Gerd Käfer butter dish**.

A breakfast boiled egg that's a tad too hard can spoil your whole morning. No chance of that with our **egg boiler**, though, with room for up to 7 eggs in a stainless steel pan with thermostatic control, integrated egg piercer and a serving tray that prevents annoying drips. **Two Gerd Käfer eggcups** provide the perfect complement.

And to deal with everything – not just from the breakfast table – that lands on the floor, the Gerd Käfer edition **cylinder vacuum cleaner**. With its 1500 Watt power, it's a flexible and handy performer, and thorough too, with its 3-piece tool set of crevice, furniture and upholstery nozzle and a hygienic filter system for clean room air. Cleaning is a breeze, and storage no squeeze, thanks to its compact dimensions. And we know you'll take a shine to the special **Gerd Käfer** edition microfiber cleaning cloth that comes with it.



## Gerd Käfer special edition

### VS 01G521

- Compact design – space-saving storage
- Electronic suction control, selected using rotary switch
- Automatic cable rewind



#### VS 01G521 Cylinder vacuum cleaner

##### ■ Ladybird red

**Rating: max. 1500 W**  
**Mean suction power at the nozzle: 290 W**

- **Ultra Air II hygienic filter system**
- **Dust bag with 3 l usable bag volume** and hygienic seal
- Telescopic tube with sliding button
- Dual-purpose roller nozzle (suction width 270 mm)
- **3-piece tool set:** Upholstery nozzle, furniture brush, crevice tool

- Storage aid and parking aid
- 2 carrying handles
- **Including a universal microfiber cloth**

Weight without accessories: 3.6 kg

### TC 40KAE

- Compact front-loading design
- Slot-in filter (1 x 4) with non-drip nozzle
- Internal water level indicator
- Aroma coil
- Integral cord keeper
- Accessory: TZ 10160 Swiss-gold permanent filter



#### TC 40KAE Thermo jug

##### ■ Ladybird red

**Rating: 900 W**

- For 8 large /12 small cups
- Thermo jug with flavor-flow stopper and **flavor lock**
- Lid release button, open the jug and pour **with one hand**
- Switches off automatically at end of brew cycle
- Switch with illuminated ring design-feature
- **Including 2 coffee cups with Gerd Käfer design motif**



## TT 22KAE

## Gerd Käfer special edition

- Variable browning control for perfect results
- Consistent, even browning thanks to flat element
- Integral bread roll rack
- Split bread carriage - automatic jam-proof switch-off
- Cool-touch plastic housing



<b>TT 22KAE</b> <b>Long-slot electronic toaster</b>	
<span style="color: red;">■</span> <b>Ladybird red</b>	
<b>Rating: 900 W</b> <ul style="list-style-type: none"> <li>• For one long slice or two slices of toasting bread</li> <li>• Automatic bread centering feature</li> <li>• Cancel button integrated into lift feature</li> <li>• Crumb flap for easy cleaning</li> <li>• Cord storage compartment</li> <li>• <b>Including butter dish featuring Gerd Käfer design motif</b></li> </ul>	

## TW 70KAE, TE 12KAE

- Smooth stainless steel base (concealed element) is easy to clean and non-reactive for true taste
- Cord keeper



<b>TW 70KAE</b> <b>Cordless kettle</b>	<b>TE 12KAE</b> <b>Egg boiler</b>	
<span style="color: red;">■</span> <b>Ladybird red</b>	<span style="color: red;">■</span> <b>Ladybird red</b>	
<b>Rating: max. 2400 W</b> <ul style="list-style-type: none"> <li>• Ideal for high-volume use; capacity 1.7 liter</li> <li>• Sophisticated safety features: lid lock, automatic steam stop and over-heat protection</li> <li>• Stainless steel jug with concealed element is sturdy and easy to clean, non-reactive for true taste</li> <li>• Multi-directional base with 360° center connector</li> <li>• Pilot light</li> <li>• See-through lid</li> </ul>	<ul style="list-style-type: none"> <li>• Lid release button</li> <li>• External water level indicator in the spout</li> <li>• Easy to fill, thanks to specially designed lid and extra large spout</li> <li>• Removable scale filter made of plastic</li> <li>• Cord keeper</li> <li>• <b>Including one teacup featuring Gerd Käfer design motif</b></li> </ul>	<ul style="list-style-type: none"> <li>• <b>Rating: 350 W</b></li> <li>• Capacity: up to 7 eggs from soft to hard</li> <li>• Illuminated on/off switch, thermostat and audible signal for added safety</li> <li>• Measuring beaker with integrated egg piercer</li> <li>• Non-drip serving tray</li> <li>• <b>Including two eggcups featuring Gerd Käfer design motif</b></li> </ul>



ESPRESSO

P EXIT

cafe

clean

cabo

SIEMENS

café Galaxi

Azúcar

mar HOTELS

Zucker Zucker Zucker

Zucker Zucker Zucker

PICO

PICO



## The cup that cheers.

Siemens fully-featured espresso/automatic coffee machines and kettles are a pleasure to use any time of day - whether you want something to wake you up in the morning, a relaxing drink in the evening or just fancy a cup in between. And the revolutionary aroma whirl brewing technology guarantees a unique taste experience.





ESPRESSO  
← # exit →

surpresso S60

power button

cafe

rotary dial with coffee icons

rotary dial with coffee icons

clean

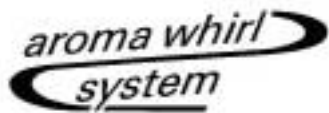
calc

SIEMENS

ready when system



## A matter of taste.



### Enjoyment on the agenda

Whether your taste is for straight coffee, espresso or cappuccino just like the Italians make it, the **surpresso** espresso/fully automatic coffee machine is the one for you. Its secret lies in the dynamic brewing chamber: Here the hot water combines with the coffee grounds, in a much longer and more intensive process than in conventional machines – absorbing all the delicious aromatic elements. The **innovative aroma whirl brewing technology, a world first**, creates a richness of flavor that coffee lovers can't get enough of. And the integrated hot water function means that tea-drinkers can enjoy their favorite beverage at any time too

For you, enjoyment starts with preparation: Because the newly developed electronics of the **surpresso** range make everything from grinding the beans to frothing the milk a positive pleasure. Thanks to the ergonomically designed rotary control, it's a simple matter to select the quantity ground – from "very mild" to "extra strong". Or you can select, individually, the size and number of cups the ground coffee is to serve. Cleaning is taken care of by the fully-automatic rinsing program, every time the appliance is switched on or off – so that you can concentrate fully on truly important matters – like enjoyment.

### The single portion cleaning function

is another unique feature: By thoroughly rinsing the internal pipes after each brewing cycle, the appliance ensures that no cold or left-over water remains in the system. This means that you can rest assured – even after several weeks' vacation, for example – that every cup of coffee is perfectly and hygienically brewed, and that thanks to 100% fresh, hot water, the full coffee flavor can develop.

### Some like it hot, others boiling

The difference is just a matter of a few degrees, but Siemens kettles with individual temperature regulation are precisely the right appliances. For green tea, for example, a temperature setting below 90 degrees is ideal, while black teas or fruit teas call for boiling hot water – regardless of the amount. The stainless steel heating base is guaranteed non-reactive, and thus does not transmit any taste to the water. The new shape makes for rapid filling and precise pouring, and thanks to 3000 Watts of power on tap, the process in between takes just a few minutes.



### Enjoy the moment – for hours.

In Siemens coffee machines, an aroma coil or brewing head ensures an even brewing temperature and the necessary water settling effect. The water filters through the coffee, gently unlocking the full flavor. And with the thermo jug from Siemens, not only is your supply of coffee kept piping hot, but also you can always keep an eye on just how much remains: The unique level indicator in the handle of our thermo jug lets you see at a glance how much coffee is left. A separate descale indicator reminds you when it is time to activate the automatic descaling program



## With the new “surpresso” espresso/fully-automatic coffee machines, the pleasure starts with the preparation.

With the new surpresso range from Siemens, preparing regular coffee, espresso and cappuccino could not be more convenient. Thanks to a user-friendly interactive display, you can program the language, time-of-day, water hardness hardness/filter, coffee temperature and on/off times. Whether

your taste is for a dainty espresso or a large latte, the height-adjustable coffee dispenser can cater to any cup size. And if time is really tight, you can place two cups under the two dispenser nozzels at the same time. The integrated CappuccinoControl feature ensures perfect foamed milk

every time. And the hot water function means that tea-drinkers don't go thirsty either.

## Espresso/fully automatic coffee machines



### TK 68001, TK 64001, TK 60001

- Revolutionary **aroma whirl brewing system** for complete enjoyment
- Innovative **single portion cleaning function** for excellent flavor and impeccable hygiene
- Separate containers for two types of ready-ground coffee
- Removable drip tray and grille
- Grinder with container (250 g) for fresh coffee beans; selector for size of grind and quantity
- Fully automatic rinse program upon switching on and off
- **Accessories:** Measuring spoon for second coffee variety, test strips for determining water hardness, cleaning tablets, descaler



### NEW

#### TK 68001 surpresso S60 Espresso/fully automatic coffee machine

Silver

#### Rating: 1300 W

- Thermoblock pump system (approx. 15 bar)
- High-quality hardened steel conical grinder
- Variable brew chamber (7 –14 g)
- User-friendly interactive display (language programmable)
- Convenient and simple programming of all functions via keys next to display
- Programmable switch-on time and timer/standby function

- Milk frothing container
- Integrated cappuccino control for simple foaming of milk
- No-wait delivery of steam or hot water possible thanks to second heating system
- Integrated water filter cartridge protects against scale build-up
- Removable service tray
- Cup stand with preheat feature
- Automatic descale and rinsing program
- Removable water container (approx. 1.8 l)



NEW

## TK 64001 surpresso S40 Espresso/fully automatic coffee machine

■ Anthracite/silver

**Rating: 1300 W**

- Thermoblock pump system (approx. 15 bar)
- High-quality hardened steel conical grinder
- Variable brew chamber (7 – 14 g)
- User-friendly interactive display (language programmable)
- Convenient and simple programming of all functions via keys next to display
- Programmable switch-on time and timer/standby function
- Integrated CappuccinoControl for simple milk frothing
- Cup stand with preheat feature
- Automatic descale and rinsing program
- Removable water container (approx. 1.8 l)

*aroma whirl*  
system

*single portion*  
CLEANING



NEW

## TK 60001 surpresso S20 Espresso/fully automatic coffee machine

■ Anthracite/silver

**Rating: 1300 W**

- Thermoblock pump system (approx. 15 bar)
- High-quality hardened steel conical grinder
- Variable brew chamber (7 – 14 g)
- Intuitive symbol display
- Cup stand with preheat feature
- Automatic descale and rinsing program
- Removable water container (approx. 1.8 l)
- Standby function

*aroma whirl*  
system

*single portion*  
CLEANING



## Coffee machines

**TC 40601, TC 40410, TC 40407, TC 40207,  
TC 40203, TC 40201, TC 40105, TC 40101**

- Compact front-loading design
- Slot-in filter (1 x 4) with non-drip nozzle
- Internal water level indicator
- Aroma coil
- Integral cord keeper
- Special accessory: TZ 10160 Swiss-gold permanent filter



### TC 40601 Thermo jug

Maroon/stainless steel

**Rating: 900 W**

- For 9 large /13 small cups
- Twin-wall stainless steel thermo jug with flavor-flow lid and flavor lock
- Lid release button, open the jug and pour **with one hand**
- Switches off automatically at end of brew cycle
- Switch with illuminated ring design-feature

### TC 40410<sup>1)</sup> Thermo jug

White

**Rating: 900 W**

- For 8 large /12 small cups
- Thermo jug with flavor-flow lid and flavor lock
- Lid release button, open the jug and pour **with one hand**
- Switches off automatically at end of brew cycle
- Switch with illuminated ring design-feature

### TC 40407 Thermo jug

Charleston-classic

**Rating: 900 W**

- For 8 large /12 small cups
- Thermo jug with flavor-flow stopper
- Lid release button, open the jug and pour **with one hand**
- Switches off automatically at end of brew cycle
- Switch with illuminated ring design-feature



### TC 40207 Glass jug

Charleston-classic

**Rating 900 W**

- For 10 large /15 small cups
- Choice of 2 **coffee strength settings**
- On-off switch with illuminated ring design-feature
- Glass jug with flavor-flow lid
- Hotplate

### TC 40203 Glass jug

Wind-grey

**Rating: 900 W**

- For 10 large /15 small cups
- Choice of 2 **coffee strength settings**
- On-off switch with illuminated ring design-feature
- Glass jug with flavor-flow lid
- Hotplate

### TC 40201<sup>1)</sup> Glass jug

White

**Rating: 900 W**

- For 10 large /15 small cups
- Choice of 2 **coffee strength settings**
- On-off switch with illuminated ring design-feature
- Glass jug with flavor-flow lid
- Hotplate



## Coffee machines



### TC 11501, TC 11401

- Aroma-saver thermo jug for 10 large /15 small cups, one-handed operation
- Integral level indicator in the handle
- Superb flavor thanks to intensive brew cycle and aroma coil
- Tough stainless steel element for long life; non-reactive for true taste
- Ease of use thanks to removable water reservoir with hinged lid, easy-to-read water level indicator (internal and external), removable 1 x 4 swing-out filter with non-drip nozzle, large switches and indicator panel
- Switches off automatically at end of brew cycle for added safety

#### TC 11501 Thermo jug

White

##### Rating: 1000 W

- Coffee is ready when you are, with **timer** to select start time
- Automatic **descaling program** with descale indicator for ease of use
- Variable coffee strength selector
- Cord storage compartment

Special accessory:  
TZ 10160 Swiss-gold permanent filter

#### TC 11401 Thermo jug

White

##### Rating: 1000 W

- 2 **strength settings** with LED indicator
- Separate off switch
- Cord storage compartment

Special accessory:  
TZ 10160 Swiss-gold permanent filter

### TC 11301, TC 11201, TC 11107, TC 11103, TC 11101

- Superb flavor thanks to intensive brew cycle and aroma coil
- Tough stainless steel element for long life; non-reactive for true taste
- Ease of use thanks to removable water reservoir with hinged lid, easy-to-read water level indicator (internal and external), removable 1 x 4 swing-out filter with non-drip nozzle, large switches and indicator panel



#### TC 11301 Glass jug

White

##### Rating: 1300 W

- For 10 cups
- Aroma-saver glass jug with pouring lip
- Variable **coffee strength selector**
- Automatic **descaling program** with descale indicator for ease of use
- Switches off automatically after 2 hours
- Audible "ready" signal
- Cord storage compartment

#### TC 11201 Glass jug

White

##### Rating: 1000 W

- For 10 cups
- Aroma-saver glass jug with pouring lip
- Choice of 2 **coffee strength settings**
- **Stainless steel** permanent filter
- Cord storage compartment

## Coffee machines



TC 11107 Glass jug	TC 11103 Glass jug	TC 11101 <sup>1)</sup> Glass jug
<input type="checkbox"/> <b>Charleston-classic</b>	<input type="checkbox"/> <b>Wind-grey</b>	<input type="checkbox"/> <b>White</b>
<p><b>Rating: 1000 W</b></p> <ul style="list-style-type: none"> <li>• For 12 large /18 small cups</li> <li>• Aroma-saver glass jug with pouring lip</li> <li>• Choice of 2 <b>coffee strength settings</b></li> <li>• Removable water reservoir</li> <li>• Large switches and indicators</li> <li>• Cord storage compartment</li> </ul>	<p><b>Rating: 1000 W</b></p> <ul style="list-style-type: none"> <li>• For 12 large /18 small cups</li> <li>• Aroma-saver glass jug with pouring lip</li> <li>• Choice of 2 <b>coffee strength settings</b></li> <li>• Removable water reservoir</li> <li>• Large switches and indicators</li> <li>• Cord storage compartment</li> </ul>	<p><b>Rating: 1000 W</b></p> <ul style="list-style-type: none"> <li>• For 12 large /18 small cups</li> <li>• Aroma-saver glass jug with pouring lip</li> <li>• Choice of 2 <b>coffee strength settings</b></li> <li>• Removable water reservoir</li> <li>• Large switches and indicators</li> <li>• Cord storage compartment</li> </ul> <p>*German consumer product research body tested good.</p>

## MC 270700, MC 23200

- High-quality grinding mechanism (blade-type/mill-type)
- Easy to use
- Fresh supply of ground coffee

## Coffee grinders



MC 270700 Coffee grinder (mill action)	MC 23200 Coffee grinder (pulse action)
<input type="checkbox"/> <b>White</b>	<input type="checkbox"/> <b>White</b>
<p><b>Rating: 120 W</b></p> <ul style="list-style-type: none"> <li>• Milling mechanism seals in aroma and gives consistent grind</li> <li>• <b>Portion selector</b> (1 to 10 cups)</li> <li>• Grind selector (from fine to coarse)</li> <li>• Container for 250 g of coffee beans, with viewing window</li> <li>• Flavor-seal box for 75 g of ground coffee</li> </ul>	<p><b>Rating: 180 W</b></p> <ul style="list-style-type: none"> <li>• Blades and grinder pan made of <b>stainless steel</b></li> <li>• Safety cut-out</li> <li>• Only operates with lid in place</li> <li>• Takes 75 g of coffee beans</li> </ul>

<sup>1)</sup> Not illustrated.

## Kettles

### TW 70107, TW 70103, TW 70101

- Ideal for high-volume use; capacity 1.7 liter
- Kettle lifts off base for easy filling and pouring
- **Sophisticated safety features:** lid lock, automatic steam stop and overheat protection
- Stainless steel base with concealed element is sturdy and easy to clean, non-reactive for true taste
- Multi-directional base with 360° center connector
- On/off switch
- Pilot light
- See-through lid
- Heat-resistant plastic body
- Lid release button
- External water level indicator in the spout
- Easy to fill, thanks to specially designed lid and extra large spout
- Cord tidy



#### TW 70107 Cordless kettle

**Charleston-classic**

**Rating: max. 2400 W**

- Removable scale filter made of plastic

#### TW 70103 Cordless kettle

**Wind-grey**

**Rating: max.2400 W**

- Removable scale filter made of plastic

#### TW 70101<sup>1)</sup> Cordless kettle

**White/blue**

**Rating: max.2400 W**

- Removable scale filter made of plastic

### TW 50501, TW 50301

- Max. capacity: 1.5 liter
- For ease of use the jug lifts off the base, there is a viewing window in the lid and a multi-directional base with 360° center connector
- Lid release button
- Separate stop button
- **Sophisticated safety features:** switches off immediately the lid is removed, lid lock, lift switch off and overheat protection
- **Smooth stainless steel base** (concealed element) is easy to clean and non-reactive for true taste
- Optimum water quality thanks to removable **stainless steel scale filter** in the spout
- Automatic steam stop - kettle switches off automatically when it boils
- Neon ring clearly indicates on/off status
- Dual water level indicators



#### TW 50501 Cordless kettle

**White/blue**

**Rating: 2000 W**

#### TW 50301 Cordless kettle Speedy

**White**

**Rating: 3000 W**

- Boils 40% faster than 2000 W model
- Use with fused 16 A outlet only

**TW 70301, TW 47103, TW 47101,**

**Kettles**

- Kettle lifts off power base for easy filling and pouring
- **Sophisticated safety features:** lid lock, automatic steam stop and overheat protection
- Multi-directional base and 360° center connector for ease of use
- On/off switch
- Pilot light
- Easy to fill, thanks to specially designed lid and extra large spout
- Lid release button
- See-through lid
- External water level indicator in the spout
- Cord keeper



<b>TW 70301</b> <b>Cordless kettle</b>	<b>TW 47103</b> <b>Cordless kettle</b>	<b>TW 47101<sup>1)</sup></b> <b>Cordless kettle</b>
<input type="checkbox"/> <b>White/blue</b>	<input type="checkbox"/> <b>Wind-grey</b>	<input type="checkbox"/> <b>White/blue</b>
<b>Rating: max.3000 W</b> <ul style="list-style-type: none"> <li>• Capacity 1.7 liter</li> <li>• Removable scale filter made of non-reactive stainless steel</li> <li>• Variable temperature control, e.g. for green tea, specialty coffees</li> <li>• Stainless steel jug with concealed element is sturdy and easy to clean, non-reactive for true taste</li> <li>• Heat-resistant plastic body</li> <li>• Lid release button</li> </ul>	<b>Rating: max. 2400 W</b> <ul style="list-style-type: none"> <li>• Capacity: 1.2 liter</li> <li>• Stainless steel base - concealed element</li> <li>• Removable scale filter made of plastic</li> </ul>	<b>Rating: max. 2400 W</b> <ul style="list-style-type: none"> <li>• Capacity: 1.2 liter</li> <li>• Stainless steel base - concealed element</li> <li>• Removable scale filter made of plastic</li> </ul>

**TW 22005, TW 22001, TW 12002**

- Kettle lifts off power base for easy filling and pouring
- Sophisticated safety features: lid lock, automatic steam stop and overheat protection
- Removable jug, multi-directional base and 360° center connector for ease of use
- On/off switch
- Pilot light
- Cord keeper




<b>TW 22005</b> <b>Cordless kettle</b>	<b>TW 22001</b> <b>Cordless kettle</b>	<b>TW 12002<sup>1)</sup></b> <b>Cordless kettle</b>
<input checked="" type="checkbox"/> <b>Royal blue</b>	<input type="checkbox"/> <b>Stainless steel/white</b>	<input type="checkbox"/> <b>Plastic/white</b>
<b>Rating: 1800 W</b> <ul style="list-style-type: none"> <li>• Capacity: 1.7 liter</li> <li>• Internal water level indicator</li> <li>• Stainless steel jug with concealed element</li> <li>• Lift switch off - kettles switches off automatically when lifted from power base</li> </ul>	<b>Rating: 1800 W</b> <ul style="list-style-type: none"> <li>• Capacity: 1.7 liter</li> <li>• Internal water level indicator</li> <li>• Stainless steel jug with concealed element</li> <li>• Lift switch off - kettles switches off automatically when lifted from power base</li> </ul>	<b>Rating: 2200 W</b> <ul style="list-style-type: none"> <li>• Capacity: 1.7 liter</li> <li>• Internal water level indicator</li> <li>• <b>Stainless steel base</b> with concealed element</li> <li>• Lift switch off - kettles switches off automatically when lifted from power base</li> </ul>

<sup>1)</sup> Not illustrated.

**Starting the day  
in style.**

Butter slowly melting into crisp golden toast, the delicious smell of hot rolls, an egg boiled to perfection. Siemens toasters and egg boilers are the gourmet way to start the day.









## Precision timing for perfect toast.



Siemens toasters adjust automatically to different bread sizes, producing consistently crisp results whatever the thickness, whether you are toasting thin white bread, thick brown bread or half a roll. The patented adjustable quartz element of the TT 91100 automatically moves the slices into the right position. All you have to do is select the browning setting. You can trust Siemens technology to toast to perfection every time.

### **Peace of mind**

Sophisticated electronics make Siemens toasters safe as well as simple to operate. Our toasters switch off automatically if a piece of bread becomes jammed or if they are knocked over. Intelligent technology for your peace of mind. High-quality stainless steel components make sure these toasters keep on working well and keep their good looks.

### **Stainless appeal**

Stainless steel is also the material of choice for the pan in Siemens egg boilers not just because it looks good, but also because it wears well. This high-grade material is especially easy to clean and is not harmed by abrasive cleaning products or descalers, so stainless steel products last longer. Another advantage is that being non-reactive, stainless steel does not alter the taste of the water as it boils. There really is more to this material than meets the eye.

# Toasters

**TT 46201, TT 46101, TT 44201, TT 44101,  
TT 22007, TT 22005, TT 22003, TT 22001**

- Variable browning control for perfect results
- Consistent, even browning thanks to **flat element**
- Integral bread roll rack
- Split bread carriage - automatic jam-proof switch-off
- Heat-resistant plastic body



NEW		NEW	
<b>TT 46201 accent edition Compact electronic toaster</b>		<b>TT 46101 Compact electronic toaster</b>	
<input type="checkbox"/> <b>Platinum/black</b>		<input type="checkbox"/> <b>White</b>	
<p><b>Rating: 950 W</b></p> <ul style="list-style-type: none"> <li>• Can take 2 slices</li> <li>• Automatic bread centering feature</li> <li>• Extra-wide 32 mm bread slot</li> <li>• Separate mid-cycle cancel button</li> <li>• Browning control with circular lighting feature</li> <li>• Removable crumb tray for easy cleaning</li> <li>• Extra lift feature grips toast more securely</li> <li>• Reheat feature with separate button</li> <li>• Defrost function with separate button</li> <li>• Cord keeper</li> </ul>		<p><b>Rating: 950 W</b></p> <ul style="list-style-type: none"> <li>• Can take 2 slices</li> <li>• Automatic bread centering feature</li> <li>• Extra-wide 32 mm bread slot</li> <li>• Separate mid-cycle cancel button</li> <li>• Browning control with circular lighting feature</li> <li>• Removable crumb tray for easy cleaning</li> <li>• Extra lift feature grips toast more securely</li> <li>• Cord keeper</li> </ul>	



<b>TT 44201 Compact electronic toaster</b>		<b>TT 44101 Compact electronic toaster</b>	
<input type="checkbox"/> <b>White</b>		<input type="checkbox"/> <b>White</b>	
<p><b>Rating: 825 W</b></p> <ul style="list-style-type: none"> <li>• Can take 2 slices</li> <li>• <b>Reheat and defrost feature with LED indicator</b></li> <li>• Separate mid-cycle stop button</li> <li>• Removable crumb tray for easy cleaning</li> <li>• Extra lift feature grips toast more securely</li> </ul>		<p><b>Rating: 825 W</b></p> <ul style="list-style-type: none"> <li>• Can take 2 slices</li> <li>• Large mid-cycle cancel button</li> <li>• Removable crumb tray for easy cleaning</li> <li>• Extra lift feature grips toast more securely</li> </ul>	

## Egg boiler

### TE 150200

- Boils up to **3 eggs**, from soft to hard



#### TE 150200 Egg boiler

**White**

**Rating: 280 W**

- Illuminated on/off switch
- Measuring beaker and egg piercer in the cover
- Non-drip serving tray
- Cord keeper

### TE 12201

- High-quality **stainless steel pan** is durable, non-reactive and easy to clean
- Electronic model - **no need to measure water**
- **Variable timer** setting from soft to hard
- Thermostat and audible signal for **added safety**
- Capacity: **up to 7 eggs** from soft to hard



#### TE 12201 Egg boiler

**White**

**Rating: 350 W**

- Illuminated on/off switch
- Non-drip serving tray
- Measuring beaker with integrated egg piercer
- Cord keeper





## Bring some fun into your kitchen with these exciting matching sets from Siemens.

In every kitchen, large or small, old or new, Siemens appliances set a cheerful tone. And we're not just talking about eye-catching design, but

colors that you can choose to match your taste or decor: Coffee machines, toasters, kettles and egg boilers are available individually or as sets in

the new colorways of royal blue, wind-grey or charleston-classic.

### Matching sets



#### Coffee machine, toaster, kettle, egg boiler TC 40105, TT 22005, TW 22005, TE 12005

##### ■ Royal blue

- Rich royal blue for impact in the kitchen
- Matching set of appliances
- Appliances can also be bought separately
- For details of coffee machine see page 55, toaster see page 65, kettle see page 59 and egg boiler see page 67

**Coffee machine, toaster, kettle, egg boiler**  
**TC 40203, TC 11103, TT 22003, TW 70103, TE 12003**

**Wind-grey**

- Subtle wind-grey lends an elegant tone to any kitchen
- Matching set of appliances
- Appliances can also be bought separately
- For details of coffee machine see pages 54 and 57, toaster see page 65, kettle see page 58 and egg boiler see page 67





**Coffee machine, toaster, kettle, egg boiler**  
**TC 40407, TC 40207, TC 11107\*, TT 22007, TW 70107, TE 12007**

**Charleston-classic**

- Warm charleston-classic tone for a welcoming atmosphere
- Matching set of appliances
- Appliances can also be bought separately
- For details of coffee machine see page 54 und 57, toaster see page 65, kettle see page 58 and egg boiler see page 67







Look  
**sharp.**

If you want a really versatile machine in the kitchen, a Siemens food slicer is the smart choice. All our food slicers offer a wealth of features together with unrivaled convenience and safety. Their compact design and rubber suction feet make these attractively styled and solidly built machines firm favorites everywhere.





## The safe choice in food slicing.



These are food slicers you can rely on. All Siemens food slicers have a safety lock, so there is no risk of them being operated accidentally. For added peace of mind there is an extra-wide hand guard, fully covered blade and rubber suction feet for stability. Smooth pushbuttons and a clear LED display put you in complete control.

The new easy-glide carriage and the electronic speed control system ensure consistently smooth slicing. And to keep them looking sharp time after time, Siemens food slicers are very easy to clean.

### **Outstanding precision**

Siemens food slicers are real precision instruments. Whether you are slicing bread, cheese, sausage or ham, the serrated stainless steel blade cuts precisely the thickness you select. Giving you smooth, wafer thin slices every time. Or for that bit extra, you can set the machine to cut really thick slices.

## Food slicer

### MS 78001, MS 75001, MS 70001

- Superb slicing performance with generous depth of cut and precise thickness adjustment (up to 15 mm)
- **Extremely safe**, with safety lock, blade cover and hand guard
- Serrated **stainless steel** universal blade
- "Pulse" and "continuous" settings
- Generously proportioned metal carriage
- Hand guard, scrap holder
- Cord storage compartment
- Rubber, suction feet
- Quiet operation



#### MS 78001 Metal food slicer, electr.

■ **Metallic**

**Rating: 140 W**

• **Electronic speed control:**

- 4 speeds, selected by short-stroke buttons with LED indicator
- Safety restart feature
- Fully-covered blade
- Serving dish
- Ready for mounting on a fold-out or lift-up shelf for installation in a kitchen unit

#### MS 75001 Metal food slicer, electr.

■ **Metallic**

**Rating: 130 W**

• **Fully-covered blade**

- Serving dish
- Ready for mounting on a fold-out or lift-up shelf for installation in a kitchen unit



#### MS 70001 Metal food slicer, electr.

■ **Metallic**

**Rating: 120 W**

- Semi-covered blade



## All-rounders in the kitchen.

Cooking and baking is even more fun if all the ingredients can be prepared quickly and easily. Let our versatile appliances do all the hard work, leaving you free to be really creative in the kitchen.









## Culinary genius is the best recipe.



With 800 Watts of power at their disposal, the MK 5 range of compact food processors can tackle just about any job in the kitchen. They knead, beat and blend. Slice, mince and purée. Grate, shred and mix. And all with performance to spare. The dual drive meets two previously incompatible requirements, providing the power to knead heavy dough and the speed for precision slicing, shredding and chopping, in a single machine! With a whole array of accessories included as standard, the possibilities are endless. Special features like the automatic cord rewind and the handy icon panel all make your job easier.



### A helping hand

For sheer ease of use, you've got to hand it to Siemens hand mixers. Like all Siemens appliances they are designed to rigorous ergonomic standards, making light work of whatever you give them to do. And with a choice of 3 speeds, a pulse setting and a wide choice of accessories, convenience comes as standard. Beat that!

### Multi-talented mixino

Creative cooks need inspiration. The "mixino" range of hand blenders from Siemens are full of good ideas - the new blade featuring special precutters, the handy eject mechanism and the specially contoured slimline handle for ease of use and safety. A useful accessory is the universal chopping attachment - the goblet is ideal for chopping nuts, herbs, onions and meat really fine. With an extremely quiet, yet powerful 300 W motor, the hand blender can turn its hand to anything - you can even use it to crush ice.

### Setting the standard in fried food

Cleanliness in the kitchen is not just about food flavor, but about food hygiene, which is why stainless steel is the choice of the professionals. Deep fryers from Siemens are uncompromising on hygiene. All components that come into contact with oil are made of stainless steel. This material is totally non-reactive so does not impair flavor and is unrivaled for food hygiene. The TG 32 uses cold zone technology, just like professional fryers, to keep the oil fresher for longer. All Siemens deep fryers are easy to use. Just press the lid release button and lift out the basket. They are also extremely easy to clean. Dish-washer-safe parts make sure they these fryers don't come to a sticky end.





## The MK 5 “marché” food processor is a powerful tool in the kitchen, giving consistently good results fast.

The MK 5 “marché” food processor has it all wrapped up. The automatic rewind feature, for instance, stows the cord neatly out of sight.

The practical dual drive gives superb results. The speed for precision chopping coupled with the power to knead, for the best of both worlds.

A panel of icons printed on the machine is a handy user guide, for quick reference.

## Compact food processors

### MK 53800, MK 52800, MK 51800, MK 50800 “marché”

- For basic recipes requiring 1000 g flour and other ingredients
- Electronic control with 2 or 4 speed settings, pulse setting
- Can process as little as 10 g
- Heavy-duty machines with powerful motors (800 W)
- **Dual drive** - power and speed for superb results (power to knead perfect dough, speed for precision slicing, shredding, mincing, blending)
- Processing bowl
- Multi-purpose blade for chopping, mincing, blending
- Slicing and shredding functions or grating function (depending on model)
- Spatula and disc rack
- Blender goblet (1.5 liter)



#### MK 53800 electronic Compact food processor

White

##### Rating: 800 W

- 23 functions
- 4 speed settings, pulse setting
- Beater (metal)
- Dough hook (metal)
- Citrus press, sieve attachment

- Reversible slicing disc, reversible shredding disc, medium grating disc in **stainless steel** (= 5 functions)
- **Automatic cord rewind**
- Juice extractor, universal chopping attachment
- Tray to aid filling

## Compact food processors

### MK 52800 electronic compact food processor

White

**Rating: 800 W**

- 22 functions
- 4 speed settings, pulse setting
- Beater (metal)
- Dough hook (metal)
- Citrus press
- Sieve attachment

- Reversible slicing disc, reversible shredding disc, medium grating disc in **stainless steel** (= 5 functions)
- **Automatic cord rewind**
- Juice extractor
- Tray to aid filling



### MK 51800 Compact food processor

White

**Rating: 800 W**

- 21 functions
- Various speed settings, pulse setting
- Beater
- Dough hook
- Citrus press

- Sieve attachment
- Reversible slicing disc, reversible shredding disc, medium grating disc in **stainless steel** (= 5 functions)
- **Automatic cord rewind**



### MK 50800 Compact food processor

White

**Rating: 800 W**

- 18 functions
- Various speed settings, pulse setting
- Whisk
- Dough hook

- Reversible slicing disc, reversible shredding disc in **stainless steel** (= 4 functions)



## Accessories for MK 5

MZ 5 RS 01 Coarse grating disc	MZ 5 PS 01 French fry disc	MZ 5 JS 01 Julienne disk	MZ 5 KP 01 Hash browns disk
<input type="checkbox"/> Stainless steel	<input type="checkbox"/> Stainless steel	<input type="checkbox"/> Stainless steel	<input type="checkbox"/> Stainless steel
<ul style="list-style-type: none"> <li>For dumplings and coleslaw</li> </ul>	<ul style="list-style-type: none"> <li>For chipping potatoes to make French Fries</li> </ul>	<ul style="list-style-type: none"> <li>Cuts fruit and vegetables into thin strips</li> <li>Shorter cooking times and healthier food</li> <li>Ideal for Asian cuisine</li> </ul>	<ul style="list-style-type: none"> <li>Reversible slicing disc, reversible shredding disc</li> <li>Prepares raw potatoes for hash browns</li> <li>Cuts fruit and vegetables into slices</li> </ul>

## Compact food processors



### MK 22301, MK 22201, MK 22101 EU

- For basic recipes requiring 500 g flour and other ingredients
- Electronic control with 2 speed settings and 1 pulse setting
- Can process as little as 10 g and up to 0.4 liter of liquid (in the mixing bowl)
- Multi-purpose blade can chop, mince, blend, knead, purée, etc.
- Special disc for beating cream, egg whites, mayonnaise, sauces
- Compact, space-saving design
- Rack for storing discs




	MK 22301 Compact food processor	MK 22201 Compact food processor	MK 22101 EU Compact food processor
	<input type="checkbox"/> White	<input type="checkbox"/> White	<input type="checkbox"/> White
	<b>Rating: 400 W</b> <ul style="list-style-type: none"> <li>Blender goblet capacity 1 liter</li> <li>Citrus press, juice extractor</li> <li>French fry disc, reversible slicing disc and reversible shredding disc in <b>stainless steel</b> (= 5 functions)</li> </ul>	<b>Rating: 400 W</b> <ul style="list-style-type: none"> <li>Blender goblet capacity 1 liter</li> <li>Reversible slicing disc and reversible shredding disc in <b>stainless steel</b> (= 4 functions)</li> </ul>	<b>Rating: 400 W</b> <ul style="list-style-type: none"> <li>1 <b>stainless steel</b> reversible slicing/shredding disc (= 2 functions)</li> </ul>
			*German consumer product research body tested good.

## Accessories for MK 2

MZ 24627 Coarse grating disc	MZ 24582 French fry disc	MZ 20361 Juice extractor	MZ 20271 Citrus press
<input type="checkbox"/> Stainless steel	<input type="checkbox"/> Stainless steel	<input type="checkbox"/> Clear	<input type="checkbox"/> Clear
<ul style="list-style-type: none"> <li>For dumplings, hash browns and coleslaw</li> </ul>	<ul style="list-style-type: none"> <li>For chipping potatoes to make French fries</li> </ul>	<ul style="list-style-type: none"> <li>For juicing fruit and vegetables</li> </ul>	<ul style="list-style-type: none"> <li>Suitable for all types of citrus fruit (oranges, lemons, grapefruit)</li> <li>Juice is extracted directly into the bowl</li> </ul>





## Only high-quality stainless steel is used in the frying chamber of the cold zone fryer.

The cold zone under the element means that food particles burn less readily. The burnt taste does not transfer to the cooking oil, so it stays fresh for longer.

An easy to read display ensures simple operation. The large LED is a clear signal that the fryer is ready to use. The new cold zone fryer comes apart for easy cleaning.

Stainless steel construction ensures true taste and long product life.

## Deep fryers

### TG 32001

- Superb results
- The entire frying chamber is made of non-reactive **stainless steel** for true taste and durability
- Cooking oil lasts longer
- Comes apart for easy cleaning
- Lid, basket and stainless steel inner bowl are dishwasher safe



### TG 32001 Cold zone deep fryer

White

#### Rating: 2000 W

- Max. oil capacity: 3 liters
- Body stays warm
- Removable element
- Element has **stainless steel** bars
- Removable **stainless steel** inner bowl
- Internal oil level indicator (min./max.)
- Viewing window in the removable stainless steel lid
- Permanent metallic filter
- Basket can be raised and lowered with the lid closed

- Large, separate lid release button
- Variable temperature control with integral frozen food setting
- On/off position
- Curved, highly visible ready-to-use indicator
- Cord storage compartment

\*German consumer product research body tested good. Test winner! Tested: 17 fryers

- Safe: cool wall plastic body
- The entire frying chamber is made of non-reactive **stainless steel** for true taste and durability
- Lid release button
- Ready-to-use indicator



TG 20002 Deep fryer	TG 12010 Deep fryer	TG 12001 <sup>1)</sup> Deep fryer
<input type="checkbox"/> White	<input type="checkbox"/> White	<input type="checkbox"/> White
<p><b>Rating: 2000 W</b></p> <ul style="list-style-type: none"> <li>• Capacity: 2.2 liter</li> <li>• Oval shape to take food such as fish, kebabs, etc.</li> <li>• Locking lid with <b>permanent metallic filter and viewing window</b></li> <li>• Basket can be raised and lowered with the lid locked</li> <li>• <b>Variable temperature control</b> with frozen food setting</li> <li>• Ready-to-use indicator</li> </ul>	<p><b>Rating: 2000 W</b></p> <ul style="list-style-type: none"> <li>• Capacity 2 liter</li> <li>• Cool wall plastic body</li> <li>• Internal oil level indicator</li> <li>• <b>Lid with window</b> and lock</li> <li>• <b>2-position temperature control</b> and frozen food setting</li> <li>• Ready-to-use indicator</li> <li>• Practical cord storage compartment</li> </ul>	<p><b>Rating: 2000 W</b></p> <ul style="list-style-type: none"> <li>• Capacity: 2 liter</li> <li>• <b>Stainless steel</b> oil drain in the lid</li> <li>• <b>2-position temperature control</b> and frozen food setting</li> <li>• Internal oil level indicator</li> </ul>

TG 46501

Patio barbecue

- For indoor or outdoor use
- Minimal smoke thanks to water-filled drip tray
- **Stainless steel** drip tray easy to clean



TG 46501 Tabletop / patio barbecue
<input type="checkbox"/> Stainless steel/black
<p><b>Rating: 2100 W</b></p> <ul style="list-style-type: none"> <li>• Illuminated on/off switch</li> <li>• Safety switch – heating element switches off automatically upon removal</li> <li>• Simple to dismantle: Heating element, griddle, drip tray, wind shield and storage rack removable</li> <li>• Wind shield in <b>stainless steel</b></li> <li>• Rack for storing/keeping food warm</li> <li>• 3 different griddle heights</li> <li>• Griddle lift feature</li> <li>• Griddle area 380 x 250mm</li> </ul>

<sup>1)</sup> Not illustrated.

## Not just hot air.

When it comes to hair care, hair dryers from Siemens really shine. With their powerful motors and professional accessories, you can rely on them to dry your hair quickly. But more importantly they are very gentle on your hair. You will see and feel the difference.







SIEMENS



## Strong and silent.



With two speed settings and as many as six temperature settings, Siemens hair dryers combine power with a delicate touch. For fast, tangle-free drying, let the zoom diffuser run its long, flexible fingers gently through your hair from the roots to the tips, adding body and style.

### **Come clean**

Most Siemens hair dryers have a detachable air inlet grille. This makes it easy to clean the hair filter and ensures peak performance from the dryer always.



### **Cool setting**

If you want to style your hair as you dry it, then Siemens has just what you're looking for. Simply select the "Cool" setting to add lasting hold and body.



### **At your fingertips**

The MH 82211 is quietly superior - it is in fact one of the quietest hair dryers on the market. Its soft touch grip feels good and is non-slip. And the ergonomic design of the handle means that all the controls are at your fingertips.

## Hair dryers

### MH 82311, MH 82211, MH 82101

- Noise reduction technology makes these three of the quietest hair dryers on the market
- Advanced technology for maximum power
- High-quality body with **soft, non-slip grip**
- **Separate "Cool" button** for perfect hold (220/440 W)
- **Removable air inlet grille and separate filter** for easy cleaning
- High-quality materials, including **stainless steel** air inlet grille
- **Extra-long power cord** (2 m)
- Crimping nozzle
- Hanging loop and non-slip pads



#### MH 82311 "streamjet" hair dryer

Anthracite

**Rating: 1800 W**

- **With zoom diffuser**
- **Separate** temperature and speed settings: 2 speed settings, 6 heat settings (220/440/870/1100/1200/1800 W)
- **Zoom diffuser:** variable-length fingers for fast, gentle drying of all hair types



#### MH 82211 "streamjet" hair dryer

Lavender

**Rating: 1800 W**

- **With volume diffuser**
- **2 settings** (900/1800 W)
- Volume diffuser with long, hollow fingers to add body and volume as they dry quickly and gently

#### MH 82101 "streamjet" cool hair dryer

Ivory

**Rating: 1800 W**

- **2 settings** (900/1800 W)

## An air of excellence.

Indoors, air quality is vital to our comfort and well-being. Siemens air conditioners banish stale air before it has a chance to spoil the atmosphere. They maintain a pleasant temperature, keep the air clean and humidity levels just right - in the home and at the office. Letting you work with a clear head, relax in comfort and sleep more soundly.











## Change is in the air.



Our **pure air** air conditioner can create the right atmosphere in an instant. Featuring a large heat exchanger and delivering up to 15% more cooling and dehumidifying power than comparable air conditioners, it is suitable for use in rooms up to 85m<sup>3</sup> in size. Hot, stuffy rooms are quickly cooled down to the temperature selected and air humidity is restored to a healthy 30 to 60%. And to make sure that the air stays clean, there is a new and improved special filter, which reliably removes bacteria, pollen, dust and even smoke and unpleasant smells. Internal air circulation and a virtually silent compressor make **pure air** one of the quietest air conditioners in its class, at a mere 54 dB (A) sound power level and 43 dB(A) sound pressure level.

A remote control system means the unit is now even easier to operate and to program. A large, illuminated display lets you see clearly the temperature selected and the various functions - regardless of whether you are doing the settings on the unit's control panel or using the remote control. Cleverly, the position of the display adjusts automatically to keep it clearly visible to the user. One of the functions displayed, for instance, is the timer, where it is very simple to preselect on/off times. And to offer even greater performance and convenience, **pure air** now comes with "intelligent fan speed control". All you have to do is specify whether you prefer extra-powerful or ultra-quiet cooling, and

**pure air** does the rest, adjusting automatically to the ambient conditions. Or you can simply select one of the five fan speeds manually. Weighing just 32 kg and fitted with handles and 4 castors, this slimline unit is easy to move around. The **pure air** is also free of CFCs, making it a sound choice for the wider environment too. With its stylish epoxy aluminum body and clean lines, **pure air** shines in any setting.

### **Dry hands minus the wet towels**

Feel the benefits of the Siemens hand dryer - without ever having to touch it. An infrared proximity sensor activates the powerful 2200 W motor, producing a stream of hot air to dry your hands the high-speed, hygienic way. Its rugged metal casing makes the dryer indestructible and it is thermostatically controlled for extra safety. You can wave goodbye to wet towels.



## Electronic air conditioners from Siemens: Remote control keeps you in the picture.

The illuminated display is easy to read on the control panel and on the infrared remote control handset. When you remove the remote control from the unit, the display moves through 90 degrees. This lets you set the timer or select a temperature without even getting up from the sofa. The new, intelligent fan speed control offers even greater convenience:

Selecting the "Turbo" function provides extra-powerful, energy-saving air conditioning at 2750 W, while the "Silent" setting offers ultra-quiet operation that generates no more than a soothing 43 dB(A). Automatic adjustment to the ambient conditions lets you get on with more important matters, or if you prefer you can simply set one of the 5 fan speeds by

hand. Another useful feature is the hose tidy, which means that the exhaust hose plus the window vent can be stowed neatly at the back of the air conditioner. The separate condensed water drain, handily placed at knee-height, makes dehumidifying child's play.

### Air conditioners



#### S1 RKM 10012, S1 RKM 09012

- 3-fold filter system to trap dust, pollen, bacteria, smoke and unpleasant smells
- Infrared remote control with 24-hour timer, easy-to-read, illuminated display and auto-diagnostic system
- Precise electronic temperature control (in the range 18° C to 30° C)



NEW	
<b>S1 RKM 10012</b> <b>Mobile air conditioner pure air</b>	<b>S1 RKM 09012</b> <b>Mobile air conditioner pure air</b>
<input type="checkbox"/> <b>Aluminum</b>	<input type="checkbox"/> <b>Aluminum</b>
<b>Rating: 1180 W</b> <ul style="list-style-type: none"> <li>• 2750 W air conditioning power</li> <li>• 54 dB(A) sound power level</li> <li>• 43 dB(A) sound pressure level</li> <li>• Intelligent fan speed control:               <ul style="list-style-type: none"> <li>- Turbo automatic function with 2750 W cooling power</li> <li>- Silent automatic function for whisper-quiet cooling at just 43 dB(A)</li> <li>- 5 manually selectable fan speeds</li> </ul> </li> <li>• Special filter (filter class EU6) with filter change indicator</li> </ul>	<ul style="list-style-type: none"> <li>• Separate condensed water drain at knee height for use as dehumidifier</li> <li>• Maximum moisture extraction performance 30 l/day</li> <li>• Flexible exhaust hose (max. 1.4 m) with elongated nozzle and window suction pad</li> <li>• Suitable for rooms up to 85 m<sup>3</sup> in size</li> <li>• CFC-free R-410a refrigerant</li> </ul>
<b>Rating: 1180 W</b> <ul style="list-style-type: none"> <li>• 2600 W air conditioning power plus quiet operation</li> <li>• 56 dB(A) sound power level</li> <li>• 45 dB(A) sound pressure level</li> <li>• 2 manually set fan speeds</li> <li>• Special filter (filter class EU6)</li> <li>• Separate condensed water drain at knee height for use as dehumidifier</li> <li>• Maximum moisture extraction performance 30 l/day</li> <li>• Suitable for rooms up to 75 m<sup>3</sup> in size</li> <li>• CFC-free R-410a refrigerant</li> </ul>	

## S1 RKM 09002

## Air conditioners

- 3-fold filter system to trap dust, pollen, bacteria, smoke and unpleasant smells
- Electronic temperature control in the range 20° to 30°



### S1 RKM 09002 Mobile air conditioner pure air

Aluminum

#### Rating: 1180 W

- 2600 W air conditioning power plus quiet operation
- 56 dB(A) sound power level
- 45 dB(A) sound pressure level
- 2 manually set fan speeds
- Special filter (filter class EU6)
- Separate condensed water drain at knee height for use as dehumidifier
- Maximum moisture extraction performance 30 l/day
- Flexible exhaust hose (max. 1.4 m) with elongated nozzle and window suction pad
- Suitable for rooms up to 75 m<sup>3</sup> in size
- CFC-free R-410a refrigerant

## TH 92001

## Hand dryers

- The hygienic way to dry your hands

### TH 92001 Hand dryer

White

#### Rating: 2200 W

- Sturdy, metal housing
- Infrared proximity switch
- Cordless for fixed mounting
- Optional connection to a grounded socket outlet
- Integral wall mounting kit



# Product information for air conditioning appliances

SIEMENS

REKURRYTA POKOJU

Appliance type		Mobile air conditioner		
Model		S1 RKM 09002	S1 RKM 09012	S1 RKM 10012
Shown on page		109	108	108
<b>Performance data</b>				
Cooling*	W	2600	2600	2750
	BTU/h	8870	8870	9386
Dehumidifying	l/h	1.25	1.25	1.25
Circulating air: ventilation/purification	m <sup>3</sup> /h	275	275	295
Number of fan speeds (manual/autom.)	(manuell/autom.)	2/-	2/-	5/2
<b>Electrical supply</b>				
Voltage/frequency	V/Hz	220/50	220/50	220/50
Power consumption (rated current) cooling	A	5.4	5.4	5.4
Fuse protection	A	10 slow blowing	10 slow blowing	10 slow blowing
<b>Max. energy consumption</b>				
Cooling with dehumidifying	W	1180	1180	1180
<b>Operating limits, cooling</b>				
Room temperature	°C	20 – 35	18 – 35	18 – 35
<b>Sound power level</b>				
(high/low)	dB(A)	59/56	59/56	60.5/54
<b>(Sound pressure level (after 1 m))</b>				
internal (high/low)	dB(A)	48/45	48/45	49.5/43
<b>Dimensions</b>				
Height	mm	865	865	865
Width	mm	438	438	438
Depth	mm	435	435	435
<b>Weight</b>				
Weight	kg	32	32	32
<b>Accessories (supplied with product)</b>				
Special filter set		•	•	•
<b>Special accessories (not supplied with product)</b>				
Replacement filter set	S1 RKZ 09013	•	•	•
Wall and window duct	S1 RKZ 06009	•	•	•

\*) Details relate to ASHRAE 128  
**Important:** If gas heating appliances are operated in the same room, please observe the relevant safety directives.

Note: Information in the table correct as at 02/03 but we reserve the right to change the product specification. Please refer to the product label for current information.