aircontrol
www.aircontrol.es

ACE

# FICHA TOMA DE DATOS DE AMORTIGUADORES INDUSTRIALES ACE

Enviar a: info@aircontrol.es

EMPRESA _____ FECHA: _____

DIRECCIÓN _____

POBLACIÓN _____ C.P. _____ PROVINCIA _____

PERSONA DE CONTACTO _____ MÓVIL _____

E-MAIL _____ PÁGINA WEB _____

## DESCRIPCIÓN APLICACIÓN, COMENTARIOS, COMPETENCIA

Cantidad requerida: _____ unid/año Lotes de: _____ unid. Fecha primera entrega: _____

## DATOS TÉCNICOS DE LA APLICACIÓN

Sustitución ☐ Proyecto nuevo ☐

| | m | v | x | n | F | HM | P | μ | M | L | R | r | ß | h |
|---|---|---|---|---|---|---|---|---|---|---|---|---|---|---|
| | Masa | Velocidad de impacto | Ciclos/ hora | Amort. en paralelo | Fuerza Propulsora | Par de arranque | Potencia del motor | Coeficiente de fricción | Par de fuerza | Radio | Radio Amort. | Radio al punto de fuerza | Angulo | Altura de caída |
| | kg | m/s | 1/h | - | N | - | kW | - | Nm | m | m | m | ° | m |
| Caso 1 | | | | | | | | | | | | | | |
| Caso 2 | | | | | | | | | | | | | | |
| Caso 2.1 | | | | | | | | | | | | | | |
| Caso 2.2 | | | | | | | | | | | | | | |
| Caso 3 | | | | | | | | | | | | | | |
| Caso 4 | | | | | | | | | | | | | | |
| Caso 5 | | | | | | | | | | | | | | |
| Caso 6 | | | | | | | | | | | | | | |
| Caso 6.1 | | | | | | | | | | | | | | |
| Caso 6.1a | | | | | | | | | | | | | | |
| Caso 6.1b | | | | | | | | | | | | | | |
| Caso 7 | | | | | | | | | | | | | | |
| Caso 8 | | | | | | | | | | | | | | |
| Caso 9 | | | | | | | | | | | | | | |
| Caso 10 | | | | | | | | | | | | | | |

Caso 1: Masa sin fuerza propulsora

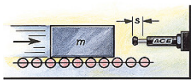

Caso 2: Masa con fuerza propulsora

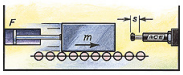

Caso 2.1: Movimiento vertical hacia arriba

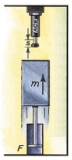

Caso 2.2: Movimiento vertical hacia abajo

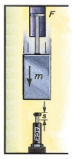

Caso 3: masa propulsada a motor

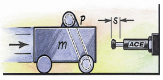

Caso 4: Masa sobre rodillos accionados



Caso 5: Masa oscilante

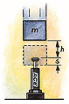

Caso 6: Masa en caída libre

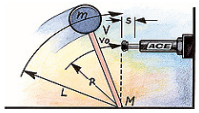

Caso 6.1: Masa rodante/deslizante en rampa inclinada

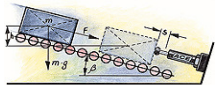

Caso 6.1a: Fuerza propulsora con inclinación hacia arriba

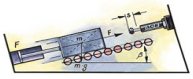

Caso 6.1b: Fuerza propulsora con inclinación hacia abajo

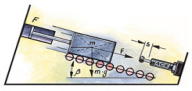

Caso 7: Mesa divisoria rotativa con par de propulsión

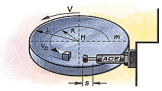

Caso 8: Brazo oscilante con par de propulsión



Caso 9: Brazo oscilante con fuerza propulsora

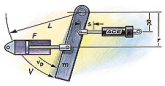

Caso 10: Masa descendente con velocidad controlada

**Condiciones Especiales:**

| | SI |
|---|---|
| Carga lateral | |
| Industria alimenticia | |
| Instalado en exterior | |

| | SI |
|---|---|
| Ambiente corrosivo | |
| Ambiente sucio o polvoriento | |
| Instalado en cilindro neumático | |
| Expuesto a fluidos de corte/enfriamiento | |

**Montaje:**

| | SI |
|---|---|
| Brida delantera, F | |
| Brida trasera, R | |
| Patas, S | |
| Horquilla, C | |