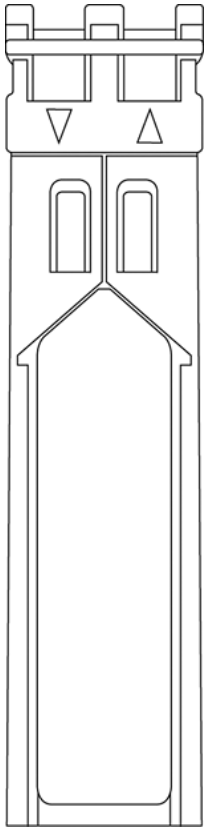
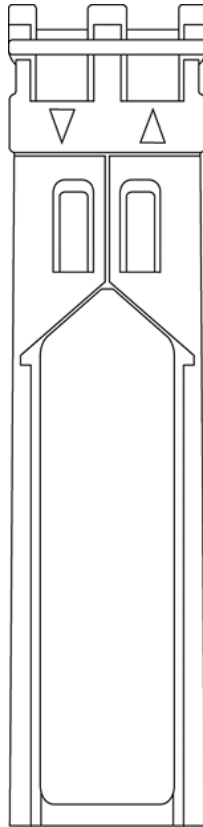


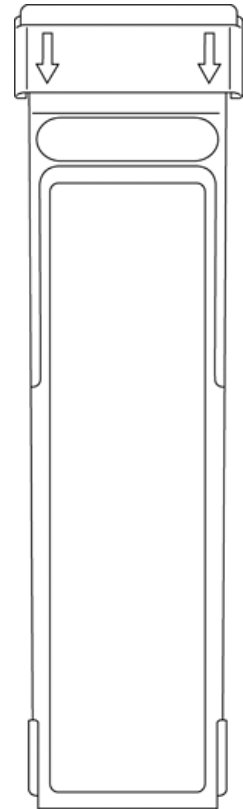
## Overview



ProCurve Gigabit-SX-LC Mini-GBIC



ProCurve Gigabit-LX-LC Mini-GBIC



ProCurve Gigabit-LH-LC Mini-GBIC

## Models

ProCurve Gigabit-SX-LC Mini-GBIC	J4858B
ProCurve Gigabit-LX-LC Mini-GBIC	J4859B
ProCurve Gigabit-LH-LC Mini-GBIC	J4860B
ProCurve Gigabit 1000Base-T Mini-GBIC	J8177B

## Technical Specifications

<b>ProCurve Gigabit-SX-LC Mini-GBIC (J4858B)</b>	<b>Ports</b>	One 1000Base-SX port (IEEE 802.3z Type 1000Base-SX) Connector: LC Duplex: full
	<b>Dimensions</b>	2.24 x 0.54 x 0.486 in. (5.69 x 1.37 x 1.23 cm)
	<b>Cabling</b>	Type: 62.5/125 $\mu\text{m}$ or 50/125 $\mu\text{m}$ (core/cladding) diameter, graded-index, low metal content, multimode fiber-optic, complying with ITU-T G.651 and ISO/IEC 793-2 Type A1b or A1a, respectively  Maximum distance: <ul style="list-style-type: none"> <li>• 220 m (62.5 <math>\mu\text{m}</math> core diameter, 160 MHz/km bandwidth)</li> <li>• 275 m (62.5 <math>\mu\text{m}</math> core diameter, 200 MHz/km bandwidth)</li> <li>• 500 m (50 <math>\mu\text{m}</math> core diameter, 400 MHz/km bandwidth)</li> <li>• 550 m (50 <math>\mu\text{m}</math> core diameter, 500 MHz/km bandwidth)</li> </ul>
	<b>Used with the following</b>	ProCurve 9400sl 40-port Mini-GBIC Module (J8684A) ProCurve 9300 EP 8-Port Mini-GBIC Redundant Management Module (J4885A) ProCurve 9300 EP 16-Port Mini-GBIC Module (J4894A) ProCurve Switch fl 10-port Mini-GBIC Interface Module (J8735A) ProCurve Switch 5304xl-32G (J8166A) ProCurve Switch 5308xl-48G (J8167A) ProCurve Switch xl 4-Port Mini-GBIC Module (J4878A/B) ProCurve Switch xl 16-Port 10/100/1000 Module (J4907A) ProCurve Switch vl 4-port Mini-GBIC Module (J8776A) ProCurve Switch 3400cl-24G (J4905A) ProCurve Switch 3400cl-48G (J4906A) ProCurve Switch 4160gl (J8152A) ProCurve Switch 4140gl (J8151A) ProCurve Switch gl 20-Port 10/100/1000 Module (J4908A) ProCurve Switch gl 6-Port Mini-GBIC Module (J4893A) ProCurve Switch 6108 (J4902A) ProCurve Switch 2848 (J4904A) ProCurve Switch 2824 (J4903A) ProCurve Switch 2650 (J4899A) ProCurve Switch 2626 (J4900A) ProCurve Switch 2650-PWR (J8165A) ProCurve Switch 2626-PWR (J8164A) ProCurve Switch 3500yl-24G-PWR (J8692A) ProCurve Switch 3500yl-48G-PWR (J8693A) ProCurve Switch 5400zl 20p 10/100/1000 + 4p Mini-GBIC Module (J8705A) ProCurve Switch 5400zl 24p Mini-GBIC Module (J8706A) ProCurve Switch fl 10-Port Mini-GBIC Interface Module (J8735A) ProCurve Switch 2600-8-PWR with Gigabit Uplink (J8762A) ProCurve Switch vl 4-port Mini-GBIC Module (J8776A) ProCurve Switch 6200yl-24G-mGBIC (J8992A)
	<b>Services</b>	Services for accessories are covered under the product in which they are installed.

## Technical Specifications

<b>ProCurve Gigabit-LX-LC Mini-GBIC (J4859B)</b>	<b>Ports</b>	One 1000Base-LX port (IEEE 802.3z Type 1000Base-LX) Connector: LC Duplex: full
	<b>Dimensions</b>	2.24 x 0.54 x 0.486 in. (5.69 x 1.37 x 1.23 cm)
	<b>Cabling</b>	Type: either single-mode or multimode <ul style="list-style-type: none"> <li>• Low metal content, single-mode fiber-optic, complying with ITU-T G.652 and ISO/IEC 793-2 Type B1</li> <li>• 62.5/125 <math>\mu\text{m}</math> or 50/125 <math>\mu\text{m}</math> (core/cladding) diameter, graded-index, low metal content, multimode fiber-optic, complying with ITU-T G.651 and ISO/IEC 793-2 Type A1b or A1a, respectively (a mode conditioning patch cord may be needed in some multimode fiber installations)</li> </ul>
	<b>Used with the following</b>	Maximum distance: 10 km (single mode) or 550 m (multimode) ProCurve 9400sl 40-port Mini-GBIC Module (J8684A) ProCurve 9300 EP 8-Port Mini-GBIC Redundant Management Module (J4885A) ProCurve 9300 EP 16-Port Mini-GBIC Module (J4894A) ProCurve Switch fl 10-port Mini-GBIC Interface Module (J8735A) ProCurve Switch 5304xl-32G (J8166A) ProCurve Switch 5308xl-48G (J8167A) ProCurve Switch xl 4-Port Mini-GBIC Module (J4878A/B) ProCurve Switch xl 16-Port 10/100/1000 Module (J4907A) ProCurve Switch vl 4-port Mini-GBIC Module (J8776A) ProCurve Switch 3400cl-24G (J4905A) ProCurve Switch 3400cl-48G (J4906A) ProCurve Switch 4160gl (J8152A) ProCurve Switch 4140gl (J8151A) ProCurve Switch gl 20-Port 10/100/1000 Module (J4908A) ProCurve Switch gl 6-Port Mini-GBIC Module (J4893A) ProCurve Switch 6108 (J4902A) ProCurve Switch 2848 (J4904A) ProCurve Switch 2824 (J4903A) ProCurve Switch 2650 (J4899A) ProCurve Switch 2626 (J4900A) ProCurve Switch 2650-PWR (J8165A) ProCurve Switch 2626-PWR (J8164A) ProCurve Switch 3500yl-24G-PWR (J8692A) ProCurve Switch 3500yl-48G-PWR (J8693A) ProCurve Switch 5400zl 20p 10/100/1000 + 4p Mini-GBIC Module (J8705A) ProCurve Switch 5400zl 24p Mini-GBIC Module (J8706A) ProCurve Switch fl 10-Port Mini-GBIC Interface Module (J8735A) ProCurve Switch 2600-8-PWR with Gigabit Uplink (J8762A) ProCurve Switch vl 4-port Mini-GBIC Module (J8776A) ProCurve Switch 6200yl-24G-mGBIC (J8992A)
	<b>Services</b>	Services for accessories are covered under the product in which they are installed.

## Technical Specifications

<b>ProCurve Gigabit-LH-LC Mini-GBIC (J4860B)</b>	<b>Ports</b>	One 1000Base-LH port (no IEEE standard exists for 1550 nm optics) Connector: LC Duplex: full
	<b>Dimensions</b>	2.167 x 0.604 x 0.463 in. (5.50 x 1.53 x 1.18 cm)
	<b>Cabling</b>	Type: Low metal content, single-mode fiber-optic, complying with ITU-T G.652 and ISO/IEC 793-2 Type B1 Maximum distance: 70 km
	<b>Used with the following</b>	ProCurve 9400sl 40-port Mini-GBIC Module (J8684A) ProCurve 9300 EP 8-Port Mini-GBIC Redundant Management Module (J4885A) ProCurve 9300 EP 16-Port Mini-GBIC Module (J4894A) ProCurve Switch fl 10-port Mini-GBIC Interface Module (J8735A) ProCurve Switch 5304xl-32G (J8166A) ProCurve Switch 5308xl-48G (J8167A) ProCurve Switch xl 4-Port Mini-GBIC Module (J4878A/B) ProCurve Switch xl 16-Port 10/100/1000 Module (J4907A) ProCurve Switch vl 4-port Mini-GBIC Module (J8776A) ProCurve Switch 3400cl-24G (J4905A) ProCurve Switch 3400cl-48G (J4906A) ProCurve Switch 4160gl (J8152A) ProCurve Switch 4140gl (J8151A) ProCurve Switch gl 20-Port 10/100/1000 Module (J4908A) ProCurve Switch gl 6-Port Mini-GBIC Module (J4893A) ProCurve Switch 6108 (J4902A) ProCurve Switch 2848 (J4904A) ProCurve Switch 2824 (J4903A) ProCurve Switch 2650 (J4899A) ProCurve Switch 2626 (J4900A) ProCurve Switch 2650-PWR (J8165A) ProCurve Switch 2626-PWR (J8164A) ProCurve Switch 3500yl-24G-PWR (J8692A) ProCurve Switch 3500yl-48G-PWR (J8693A) ProCurve Switch 5400zl 20p 10/100/1000 + 4p Mini-GBIC Module (J8705A) ProCurve Switch 5400zl 24p Mini-GBIC Module (J8706A) ProCurve Switch fl 10-Port Mini-GBIC Interface Module (J8735A) ProCurve Switch 2600-8-PWR with Gigabit Uplink (J8762A) ProCurve Switch vl 4-port Mini-GBIC Module (J8776A) ProCurve Switch 6200yl-24G-mGBIC (J8992A)
	<b>Services</b>	Services for accessories are covered under the product in which they are installed.

## Technical Specifications

<b>ProCurve Gigabit 1000Base-T Mini-GBIC (J8177B)</b>	<b>Ports</b>	One 1000Base-T port (IEEE 802.3ab Type 1000Base-T) Connector: RJ-45 Duplex: full
	<b>Dimensions</b>	2.56 x 0.55 x 0.57 in. (6.5 x 1.4 x 1.46 cm)
	<b>Cabling</b>	Type: 1000Base-T: Category 5 (5E or better recommended), 100 Ω differential 4-pair unshielded twisted pair (UTP) or shielded twisted pair (STP) balanced, complying with IEEE 802.3ab 1000Base-T
	<b>Notes</b>	Maximum distance: 100 m When used in the ProCurve Switch gl 10/100/1000 Module (J4908A), the J8177B Mini-GBIC can be installed in either the upper or lower mini-GBIC port, but will block access to the other port. Requires specific code version for support: <ul style="list-style-type: none"> <li>• For use with 9300 series modules, requires code 07.08.00a or greater</li> <li>• For use with 8100 series modules, requires CY.01.02.0050 or greater</li> <li>• For use with 5300 series modules, requires code E.09.11 or greater (excluding E.09.21)</li> <li>• For use with 4100 series modules, requires code G.07.69 or greater</li> </ul>
	<b>Used with the following</b>	Not supported on dual-personality ports. ProCurve 9300 EP 8-Port Mini-GBIC Redundant Management Module (J4885A) ProCurve 9300 EP 16-Port Mini-GBIC Module (J4894A) ProCurve Switch xl 4-Port Mini-GBIC Module (J4878A/B) ProCurve Switch vl 4-port Mini-GBIC Module (J8776A) ProCurve Switch gl 20-Port 10/100/1000 Module (J4908A) ProCurve Switch gl 6-Port Mini-GBIC Module (J4893A) ProCurve 9400sl 40-Port Mini-GBIC Module (J8684A) ProCurve Switch fl 10-Port Mini-GBIC Interface Module (J8735A) ProCurve Switch 4140gl (J8151A) ProCurve Switch 4160gl (J8152A) ProCurve Switch 5400zl 20p 10/100/1000 + 4p Mini-GBIC Module (J8705A) ProCurve Switch 5400zl 24p Mini-GBIC Module (J8706A) ProCurve Switch 6200yl-24G-mGBIC (J8992A)
	<b>Services</b>	Services for accessories are covered under the product in which they are installed.

© Copyright 2006 Hewlett-Packard Development Company, L.P.

The information contained herein is subject to change without notice.

The only warranties for HP products and services are set forth in the express warranty statements accompanying such products and services. Nothing herein should be construed as constituting an additional warranty. HP shall not be liable for technical or editorial errors or omissions contained herein.

Some product specifications are subject to change. For up-to-date information please visit <http://www.procurve.com>.

5982-4071EN, 01/2006