



BELGARD
PAVES THE WAY



BRANDS THAT BRING OUTDOOR LIVING TO LIFE

Together with our fellow Oldcastle® APG brands, we not only transform outdoor spaces, we transform the way families exist in those spaces. In the following pages, enjoy inspiration and resources for your own outdoor transformation, including ideas for pairing Belgard with other products to bring your outdoor vision to life.

A FAMILY OF BRANDS



MoistureShield
COMPOSITE DECKING



ECHELON



Techniseal

Barrette
OUTDOOR LIVING

Pebble
Technology



Oldcastle APG
A CRH COMPANY



ECHELON
Echelon.com

BELGARD
Belgard.com

PEBBLETEC
PebbleTec.com

TECHNISEAL
Techniseal.com

SAKRETE
Sakrete.com

BARRETTE OUTDOOR LIVING
BarretteOutdoorLiving.com

MOISTURESHIELD
MoistureShield.com

SHOP BY APPLICATION



12 PAVERS

Artisan.....	p. 14
Metropolitan.....	p. 18
Natural.....	p. 24
Heritage.....	p. 30
Environmental.....	p. 42
Porcelain.....	p. 44



50 WALLS

Metropolitan.....	p. 52
Natural.....	p. 58
Heritage.....	p. 64



78 CUSTOMIZE YOUR SPACE

Artforms™.....	p. 80
Elements.....	p. 82
Fire Features.....	p. 84
Edgers, Caps, Coping & Steps.....	p. 92
Paver Protection & Restoration.....	p. 100
Lighting.....	p. 101



METROPOLITAN

Smooth finish. Straight lines.

Paversp. 18
 Wallsp. 52
 Artforms™ Panel Systemp. 80
 Features.....p. 84



NATURAL

Look of slate and worn stone. Sculpted.

Paversp. 24
 Wallsp. 58
 Features.....p. 86



HERITAGE

Tumbled. Soft edges. Split face.

Paversp. 30
 Wallsp. 64
 Features.....p. 90

SHOP BY *COLLECTIONS*

BY BELGARD®

Organized by texture and style, each collection offers coordinated looks that pair well together or can be mixed and matched for a unique design.



ENVIRONMENTAL

Permeable. Eco-friendly.

Paversp. 42



PORCELAIN

High-definition. Unbeatable durability.

Paversp. 44
Features.....p. 96



ARTISAN

Hand-tooled. Contemporary.


Get ready for an explosion of creativity with new and unique textures designed for elegant, contemporary outdoor living.

Paversp. 14

YOUR DREAMS NOW **A-REALITY.**

Picturing the perfect backyard has never been more simple.
Now with Augmented Reality functionality built right into
the Belgard Rooms platform, you can pick the top trending
designs and instantly bring it to life in your own backyard.


try it



BELGARD
ROOMS

BROUGHT TO YOU BY
BELGARD DESIGN STUDIO

SEE ROOMS COME TO LIFE
WITH ANIMATED TOURS



BELGARD®



ROOMS GALLERY

From cozy, rustic kitchens to modern, spacious living rooms, take a scroll through some of our favorite backyards. Download one of our existing plans to use as a complete guide or a starting foundation and take the first step toward that backyard you've been dreaming of.

Filter 0



Size



126 Rooms

Views: 30 100 All



Natural Firepit
Living Room 3C



Natural Firepit
Living Room 2A



Metropolitan Firepit
Living Room 2C



Metropolitan Kitchen
6A



Natural Dining Room
1A



Natural Kitchen
3B



SHOP BY ROOM

With over 100 designs to choose from, Belgard Rooms can help you plan the ideal backyard addition. Choose from a variety of room sizes, styles and design features. Each room is designed to work alone or seamlessly pair with other rooms within the portfolio. For total backyard transformations, browse our library of beautifully coordinated Multi-Room Spaces.

NEW CREATIVE SPACES



design tip



Composite decking is an excellent choice for adding beautiful built-in seating to outdoor rooms. Visit [MoistureShield.com](https://www.moistureshield.com)



2019
Whitefish, MT



2021
Newport, RI



2020
Hilton Head Island, SC



2018
Gig Harbor, WA

ROOM *to* DREAM

8 YEARS OF INSPIRING OUTDOOR
LIVING DREAMS TOGETHER

Our long-term sponsorship of the HGTV® Dream Home means collaborating with top design professionals to create trend-forward outdoor spaces that inspire millions of homeowners. **Visit Belgard.com/HGTVDreamHome**

HGTV, HGTV Dream Home, HGTV Dream Home Giveaway and their associated logos are trademarks of Discovery or its subsidiaries and affiliates. All rights reserved. Photos © 2023 Discovery or its subsidiaries and affiliates. All rights reserved.


HGTV
DREAM HOME
PROUD SPONSOR 2023



STAY TUNED

Scan to see this year's home set in the heart of the Rocky Mountain high country, Morris, Colorado. #backyardbyBelgard






TIDEPPOOL
Belgard's Colors of the Year



COLORS *OF THE* YEAR

Adorn your outdoor designs with Belgard's Colors of the Year. Harmonizing tones that intertwine elements of land and sea to enhance your space with a soothing sense of calmness.



SEAGRASS
Belgard's Colors of the Year



POST-INSTALL SEALANT
Adds 3-5 years of weather protection
Color enhancing options available

TRUECOLOR™
Inline factory-applied sealer enhances
resistance to stains & fading

DURAFUSION™
Fused layer of ultra-fine aggregates for
enhanced color, texture & durability

FOUNDATION MIX
High-performance layer of
fine to large aggregates

CORE MIX
High-quality mix of fine to medium
aggregates & integrated color

➔ VISIT Belgard.com/Quality
FOR MORE INFORMATION

QUALITY TO THE CORE

Belgard pavers are the most trusted on the market with top quality materials and color blends in every paving stone. Depending on your product selections, there are additional options that can further enhance your paver designs or increase the durability of your outdoor spaces.

ENHANCEMENT OPTIONS	LIFETIME LIMITED WARRANTY	DURABILITY	SUPERIOR STRENGTH	WITHSTAND FADING	WEATHER RESISTANCE	STAIN RESISTANCE	ENHANCED ABSORPTION PROTECTION	ENHANCED COLORS	LASTING TEXTURE
Color Boost Sealer <i>See page 100</i>		•		•	•		•	•	•
Wet Look Sealer <i>See page 100</i>		•		•	•		•	•	•
T2™ <i>TrueColor + DuraFusion</i>	•	•	•	•	•	•	•	•	•
TrueColor™	•	•		•	•	•	•	•	
DuraFusion™	•	•	•		•		•	•	•
Artisan Textures <i>See collection on page 14</i>	•	•							•
Foundation Mix	•	•							•
Core Mix	•	•							•



*Look
for this*

to find products that can
be easily installed together
with minimal waste.

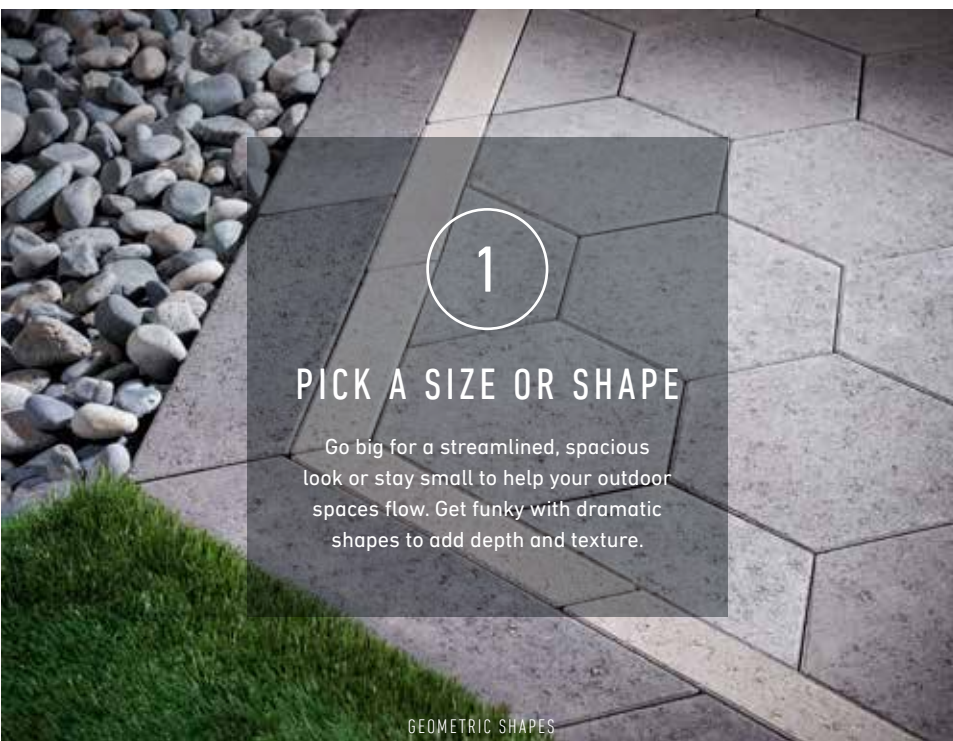


AN ARRAY OF COLORS, TEXTURES & SHAPES

DESIGNED TO PAIR EFFORTLESSLY TOGETHER

We've expanded our selections of modular pavers that are all designed in 3-inch increments to simplify the creation of custom outdoor spaces. Modular sizing provides a simpler design process, faster installation and less waste.

LARGE, SMALL & EVERYTHING IN-BETWEEN



1

PICK A SIZE OR SHAPE

Go big for a streamlined, spacious look or stay small to help your outdoor spaces flow. Get funky with dramatic shapes to add depth and texture.

GEOMETRIC SHAPES

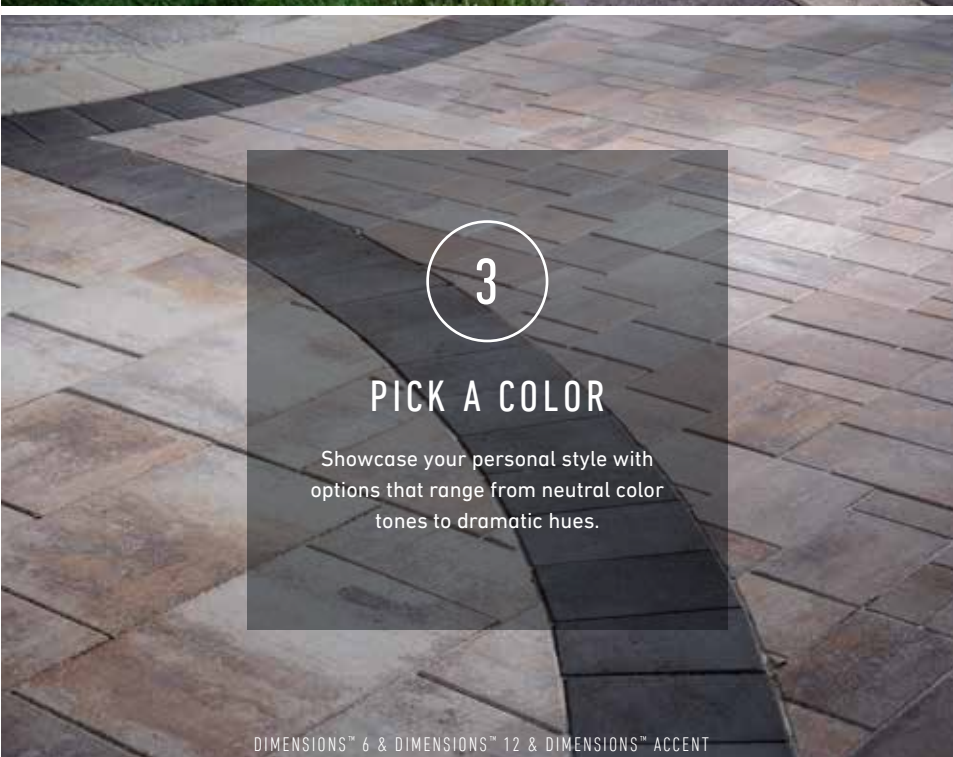


2

PICK A TEXTURE

Choose your favorite texture for your entire project. Smooth, natural, tufted or tumbled the options are limitless!

ORIGINS™ 12, ORIGINS™ ACCENTS & BROOKLYN PAVER

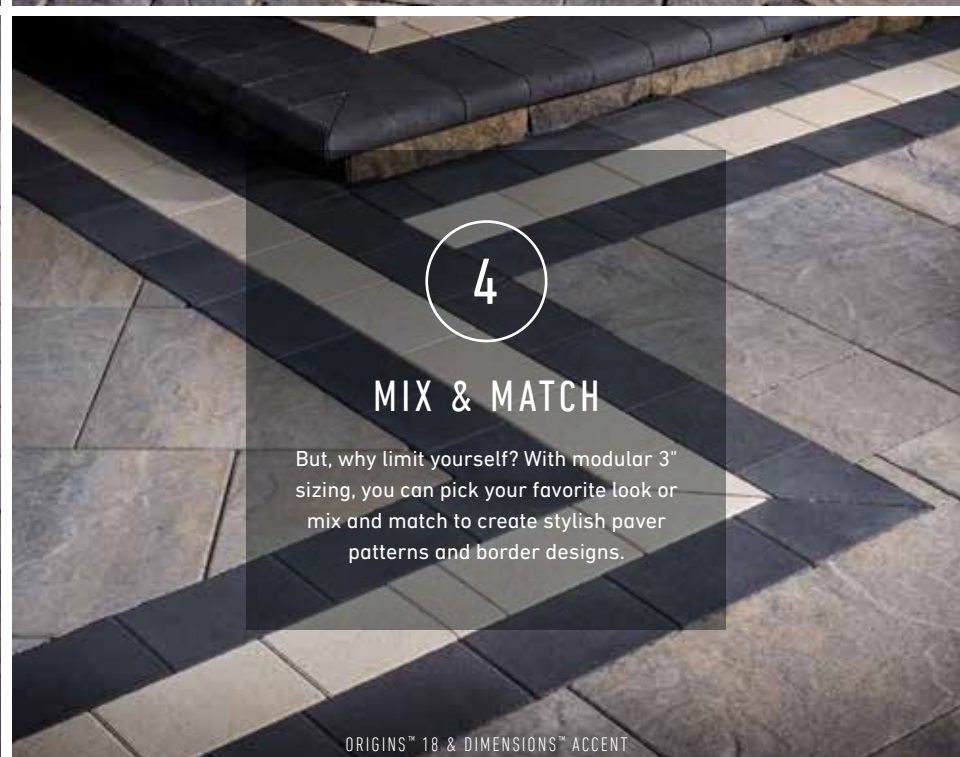


3

PICK A COLOR

Showcase your personal style with options that range from neutral color tones to dramatic hues.

DIMENSIONS™ 6 & DIMENSIONS™ 12 & DIMENSIONS™ ACCENT



4

MIX & MATCH

But, why limit yourself? With modular 3" sizing, you can pick your favorite look or mix and match to create stylish paver patterns and border designs.

ORIGINS™ 18 & DIMENSIONS™ ACCENT



ARTISAN

16
Basalt™

METROPOLITAN

18
Dimensions™

20
Dimensions™ Slab

21
Dimensions™ Accent

22
Melville™ Plank

NATURAL

24
Mega-Arbel®

26

Origins™

28

Origins™ Accent

HERITAGE

30

Belgian Cobble®

32

Brooklyn™

34

Dimensions™ Antiqued

36

Holland Stone

38

Origins™ Antiqued

40

Old York™

ENVIRONMENTAL

42

Aqualine™

43

Turfstone™

PORCELAIN

44

Glocal

45

Lagoon

46

Noon

47

Quarziti 2.0

48

Verona™

LEGEND



UNIFORM
APPEARANCE



SLIGHT
VARIATION



MODERATE
VARIATION



SUBSTANTIAL
VARIATION



LOW SOLAR HEAT
ABSORPTION



MODULAR
SIZING



TRUECOLOR™



DURAFUSION™



T2™

slate • smooth • tumbled



Origins Antiqued 6 in Cotswold Mist & Dimensions Large Slabs in Foundry

PAVERS

Basalt™



INTRODUCING IN 2023
**ARTISAN
COLLECTION** **A**

Textiles™

Papyrus™

Empire™





NEW  **BASALT™**
PAVER / 60MM



6 x 12

12 x 12

12 x 18




 DANVILLE BEIGE



 MIDNIGHT



 SCANDINA GRAY

 T2™
TrueColor + DuraFusion
*Please refer to page 9 for
more information.*





DIMENSIONS™
3-PIECE SYSTEM / 60MM



Dimensions 6

3 x 6

6 x 6

6 x 9

Dimensions 12

6 x 12

12 x 12

12 x 18

Dimensions 18

9 x 18

18 x 18

18 x 27



Dimensions 12 & Old York


DIMENSIONS 6 / 12 / 18



COTSWOLD MIST



DANVILLE BEIGE



Dimensions 18, Dimensions Accent, Holland & Ashlar Tandem

DIMENSIONS 12 / 18



 AMBER BEIGE



 CHESWICK



 SCANDINA GRAY





 **DURAFUSION™**
 Unmatched Durability
Please refer to page 9 for more information.



DIMENSIONS™ SLAB

SLAB / 60MM




Dimensions 24 x 36



Dimensions 12 x 24



 **AMBER BEIGE**



 **CHESWICK**



 **FOUNDRY**



 **LINEN**



 **SCANDINA GRAY**

12 x 24

24 x 24

24 x 36

DIMENSIONS™ ACCENT



HGTV
DREAM HOME
PROUD SPONSOR 2023

Belgard.com/HGTVdreamhome

ACCENT / 60MM



**Only available in Midnight*



BOURBON



MIDNIGHT



MOONLIGHT

6 x 9

3 x 9*



 **DURAFUSION™**
 Unmatched Durability
Please refer to page 9 for more information.

MELVILLE™

PLANK / 60MM



 **COTSWOLD MIST**



 **SCANDINA GRAY**

Small Plank

5 x 11¹³/₁₆ | 5 x 15³/₄ | 5 x 19¹¹/₁₆

Large Plank

7¹/₂ x 11¹³/₁₆ | 7¹/₂ x 15³/₄ | 7¹/₂ x 19¹¹/₁₆

FINISH YOUR SPACE

For a cohesive look, add finishing touches to your space with these products that coordinate with the **Metropolitan Collection**. *Rendered by Belgard Design Studio*

MELVILLE™
FIREPLACE
PAGE 84

ARTFORMS™
PAGE 80

BARRETTE OUTDOOR LIVING®
ALUMINUM PERGOLA
BarretteOutdoorLiving.com

MOISTURESHIELD® MERIDIAN™
COMPOSITE DECKING
MoistureShield.com/Meridian

PEBBLETEC®
FIRE BOWL
PebbleTec.com

MELVILLE™ WALL & CAP
PAGE 56

TRU-SCAPES®
MODERN PATH LIGHT
PAGE 101

MEGA-ARBEL[®]

PATIO SLAB / 80MM



ASHBURY HAZE




COTSWOLD MIST



DANVILLE BEIGE

design tip

 We recommend NOCO™
Polymeric Joint Sand for
this product. See page 100

HGTV
DREAM HOME
PROUD SPONSOR 2023

Belgard.com/HGTVdreamhome



 **DURAFUSION™**
Unmatched Durability
Please refer to page 9 for more information.

 **ORIGINS™**
3-PIECE SYSTEM / 60MM



Origins 6	3 x 6 <input type="checkbox"/>
	6 x 6 <input type="checkbox"/>
	6 x 9 <input type="checkbox"/>
Origins 12	6 x 12 <input type="checkbox"/>
	12 x 12 <input type="checkbox"/>
	12 x 18 <input type="checkbox"/>
Origins 18	9 x 18 <input type="checkbox"/>
	18 x 18 <input type="checkbox"/>
	18 x 27 <input type="checkbox"/>



Origins 12 & Brooklyn Paver

ORIGINS 12



 **ASHBURY HAZE**

ORIGINS 12 / 18



 **NEWPORT GRAY**

Origins 18, Origins 6 x 9 Accent, Ashlar Tandem Wall & Esplanade Wall Cap

ORIGINS 6 / 12 / 18



 COTSWOLD MIST



 DANVILLE BEIGE





Belgard.com/HGTVdreamhome



Please refer to page 9 for more information.



ORIGINS™

ACCENT / 60MM



ORIGINS™ ACCENT



ORIGINS™ ACCENT

design tip



Both designed in 3" increments, pair Origins™ with Dimensions™ to create visually interesting designs.



 BOURBON



 MIDNIGHT



 MOONLIGHT

6 x 9

FINISH YOUR SPACE

For a cohesive look, add finishing touches to your space with these products that coordinate with the **Natural Collection**. *Rendered by Belgard Design Studio*

BARRETTE OUTDOOR LIVING®
SANIBEL DECORATIVE SCREEN PANELS
BarretteOutdoorLiving.com

MOISTURESHIELD® ELEVATE™
COMPOSITE DECKING
MoistureShield.com/Elevate

ELEMENTS™
GRILL & DOORS
PAGE 82

LANDINGS™ STEP
PAGE 99

TRU-SCAPES®
PAVER LIGHTS
PAGE 101

ASHLAR TANDEM™
WALL & CAP
PAGE 58





PERMEABLE OPTION

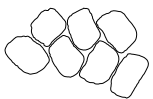
Larger joints between pavers allow this product to be installed as a permeable paver option with proper base and joint material. Contact your Belgard® representative for more details.

BELGIAN COBBLE®

PAVER / 60MM



VARIABLE x 2%



BARKWOOD



MIDNIGHT



MOONLIGHT

design tip



We recommend NOCO™
Polymeric Joint Sand for
this product. See page 100







T2™
TrueColor + DuraFusion

Please refer to page 9 for
more information.

NEW



BROOKLYN™
PAVER / 60MM



3 x 9



T2 MIDNIGHT



T2 CARMINE



T2 ROSEWOOD



T2 SCANDINA GREY



DURAFUSION™
Unmatched Durability
Please refer to page 9 for
more information.

NEW



DIMENSIONS™ ANTIQUED

PAVER / 60MM



Dimensions Antiqued 6

3 x 6

6 x 6

6 x 9

Accent*

6 x 9

*Only available in Midnight

All swatches represent product color only, not surface texture



COTSWOLD MIST



DANVILLE BEIGE




**MIDNIGHT
ACCENT**

design tip



Create a sense of tranquility by enhancing your space with SEAGRASS, one of Belgard's Colors of the Year. See page 8



 **DURAFUSION™**
Unmatched Durability
Please refer to page 9 for more information.

HOLLAND STONE

PRESTIGE PAVER / 60MM



4 x 8



 **ASHBURY HAZE**



 **BOURBON**



 **COTSWOLD MIST**



 **GASCONY TAN**



 **MIDNIGHT**



DURAFUSION™
Unmatched Durability
Please refer to page 9 for more information.

NEW



ORIGINS ANTIQUED

PAVER / 60MM



Origins Antiqued 6

3 x 6

6 x 6

6 x 9



 **COTSWOLD MIST**



 **DANVILLE BEIGE**







OLD YORK™

PAVER / 60MM



 MIDNIGHT



 BOURBON

3 15/16 x 7 7/8

FINISH YOUR SPACE

For a cohesive look, add finishing touches to your space with these products that coordinate with the **Heritage Collection**. *Rendered by Belgard Design Studio*

BARRETTE OUTDOOR LIVING®
VINYL PICKET FENCING
BarretteOutdoorLiving.com

MOISTURESHIELD® VISION™
COMPOSITE DECKING
MoistureShield.com/Vision

DIAMOND® 9D
WALL & CAP
PAGE 64

MARINA™ COPING
PAGE 94

WESTON STONE™
FIRE PIT
PAGE 90



AQUALINE™

PERMEABLE PAVER / 80MM




DREAM HOME
PROUD SPONSOR 2022


[Beldgard.com/HGTVdreamhome](http://Belgard.com/HGTVdreamhome)



ASHBURY HAZE



COTSWOLD MIST



CHARCOAL
(Holland Stone Border Only)

4 1/2 x 9

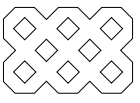
9 x 9

TURFSTONE™

PERMEABLE PAVER / 80MM



GRAY



15 3/4 x 23 3/8




GLOCAL

CONCRETE FINISH



MIRAGE
Porcelain. Design. Sustainability.



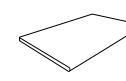
v2
CLASSIC
GC 05



v2
CLEAR
GC 01



v2
IDEAL
GC 03



13 x 24
Unico

24 x 24

LAGOON

STONE FINISH



 **MOONBEAM**
LG 01 ST



 **SHARKSKIN**
LG 04 ST

24 x 48





NOON

WOOD FINISH



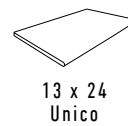
v4
DAYLIGHT
NN 01 ST



v4
EMBER
NN 02 ST



v3
HONEY
NN 03 ST



13 x 24
Unico

8 x 48

12 x 48

QUARZITI 2.0

STONE FINISH



MIRAGE
Porcelain. Design. Sustainability.



v3
GLACIER
QR 01 NAT



v3
MOUNTAINS
QR 02 NAT



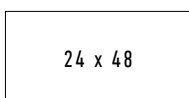
v3
WATERFALL
QR 03 NAT



v3
RIVER
QR 04 NAT



v3
MANTLE
QR 05 NAT





VERONA™

STONE FINISH



v3 BLUE STONE
VR 01



v3 PLATINUM
VR 04



v3 TAOS
VR 02



v4 YUKON
VR 03

24 x 24

FINISH YOUR SPACE

For a cohesive look, add finishing touches to your space with these products that coordinate with the **Porcelain Collection**. *Rendered by Belgard Design Studio*

BARRETTE OUTDOOR LIVING®
MIXED MATERIAL FENCING
BarretteOutdoorLiving.com

PORCELAIN VENEER
Belgard.com/Veneer

PEBBLETEC®
WATER FEATURES
PebbleTec.com

PEBBLETEC® POOL FINISHES
PebbleTec.com

UNICO COPING
PAGE 96

MOISTURESHIELD® MERIDIAN™
COMPOSITE DECKING
MoistureShield.com/Meridian





METROPOLITAN

52

Diamond Pro®
Smooth Face

54

Melville Tandem™

56

Melville™ Wall

NATURAL

58

Ashlar Tandem™

60

Belair Wall® 2.0

62

Lamina Tandem™

HERITAGE

64

Diamond® 9D

66

Diamond Pro®

68

Diamond Pro Stone Cut®

70

Sterling®

72

Versa-Lok® Standard

74

Wellington Wall®

76

Weston Stone™
3-Piece & Universal

Belgard wall products are backed by the industry's foremost team of experts in the manufacture, design, installation, and maintenance of wall systems.



freestanding • retaining • garden



Ashlar Tandem, Color - Scandina Gray

WALLS

DIAMOND PRO[®]

SMOOTH FACE
RETAINING WALL



COORDINATING CORNER
PIECES AVAILABLE



FOUNDRY



NEWPORT GRAY



MOONLIGHT

H x W x D


8 x 18 x 12

4 x 18 x 12 1/2
4" Cap

See corner/column on page 113

HGTV
DREAM HOME
PROUD SPONSOR 2022

Belgard.com/HGTVdreamhome



MELVILLE TANDEM™

FREESTANDING / RETAINING WALL



DANVILLE BEIGE



PEWTER

H x W x D



7 x 13³/₁₆ x 2⁵/₈



7 x 15¹³/₁₆ x 2⁵/₈



7 x 18⁷/₁₆ x 2⁵/₈



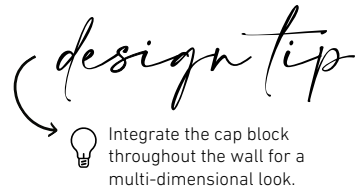
3¹/₄ x 24 x 15
Cap

See construction pieces on page 114 & U Start Base Block® on page 114

HGTV
DREAM HOME
PROUD SPONSOR 2022

Belgard.com/HGTVdreamhome





MELVILLE™ WALL


FREESTANDING / RETAINING WALL



COTSWOLD MIST



MIDNIGHT




SCANDINA GRAY




SIENNA BLEND

H x W x D




4 x 20 x 10



2 x 20 x 13*

*Can be used as cap and/or wall block



COORDINATING
CAP AVAILABLE



ASHLAR TANDEM™

FREESTANDING / RETAINING WALL



PEWTER



SCANDINA GRAY



SHELBY BLEND

H x W x D



7 x 13³/₁₆ x 2⁵/₈



7 x 15¹⁹/₁₆ x 2⁵/₈



7 x 18⁷/₁₆ x 2⁵/₈



3¹/₄ x 24 x 15
Cap

See construction pieces on page XX & U Start Base Block® on page XX



BELAIR WALL[®] 2.0

FREESTANDING / RETAINING WALL



COTSWOLD MIST



GASCONY TAN

H x W x D



6 x 6 x 5



6 x 10 x 5



6 x 16 x 5

Freestanding



6 x 6 x 8



6 x 10 x 8




6 x 16 x 8

Retaining



3 x 8 x 13 1/2
Cap

See cap end, corner/column and wall end on page 112



COORDINATING CORNER
PIECES AVAILABLE



design tip

Color-changing lights are a fun way to light up your space.
See page 101

LAMINA TANDEM™

FREESTANDING / RETAINING WALL



*Swatches represent product color only, not surface texture



PEWTER



SCANDINA GRAY*



SIENNA BLEND

H x W x D



7 x 13³/₁₆ x 2⁵/₁₆



7 x 15¹/₁₆ x 2⁵/₁₆



7 x 18⁷/₁₆ x 2⁵/₁₆



3¹/₄ x 24 x 15
Cap

See construction pieces on page 114 & U Start Base Block® on page 114



DIAMOND® 9D

STRAIGHT FACE

RETAINING WALL



ASHBURY HAZE




COTSWOLD MIST




GASCONY TAN

H x W x D

6 x 17³/₄ x 9


3 x 18 x 13
3" Universal Cap



DIAMOND PRO[®]

STRAIGHT & BEVELED FACE

RETAINING WALL




BUFF



GRAY

H x W x D

8 x 18 x 12

4 x 17 x 10
4" Cap

See corner on page 113



DIAMOND PRO STONE CUT[®]

RETAINING WALL



ASHBURY HAZE



GASCONY TAN



PEWTER

H x W x D

8 x 18 x 12



4 x 17 x 10
4" Cap

See corner on page 111



COORDINATING CORNER
PIECES AVAILABLE



design tip



This unique block can also be split to make column & corner units with easy-to-locate score lines.

STERLING[®]

FREESTANDING / RETAINING WALL / COLUMN



ASHBURY HAZE



BUFF



COTSWOLD MIST



PEWTER



SILVER

H x W x D

Retaining

6 x 17 $\frac{3}{4}$ x 12



3 x 18 x 13
Universal Cap

See construction pieces on page 115. Pins are sold separately.



VERSA-LOK[®]

STANDARD

RETAINING WALL



ASHBURY HAZE



BUFF



PEWTER



SILVER/GRAY

H x W x D

6 x 16 x 12

3 x 18 x 13
Universal Cap



WELLINGTON WALL[®]

FREESTANDING / RETAINING WALL



ASHBURY HAZE



COTSWOLD MIST



GASCONY TAN

H x W x D



6 x 9 x 10



6 x 12 x 10



6 x 18 x 10

3 x 18 x 13
Universal Cap

See corner on page 116



WESTON STONE™

3-PIECE & UNIVERSAL

FREESTANDING / RETAINING WALL



ASHBURY HAZE



COTSWOLD MIST



DANVILLE BEIGE

(Only Available in Universal)

GASCONY TAN





MIDNIGHT

(Only Available in Universal)



H x W x D



4 x 8 x 8

4 x 12 x 8
3-Piece

4 x 16 x 8

4 x 8 x 12
Universal3 x 12½ x 11
Cap





**ARTFORMS™
MODULAR PANEL
SYSTEM**

80

**OUTDOOR KITCHENS
& FIRE FEATURES**

82

Elements™ Appliance
& Accessories

84

Melville™ Series

86

Bordeaux™ Series

88

Bristol™ Series

90

Weston Stone™
Fire Pit Kit

EDGERS

92

Anglia Edger®

CAPS & COPING

93

Esplanade Caps

94

Marina™ Coping

96

Unico Coping

STEPS

98

Granika Step®

99

Landings™ Step Unit

PAVER RESTORATION

100

LIGHTING

101

accents • features • accessories



Origins 18, Dimensions Accent 6 x 9, Lamina Tandem Wall & Bordeaux Linear Fire Table

CUSTOMIZE YOUR SPACE

HGTV
DREAM HOME
 PROUD SPONSOR 2023
[Beltgard.com/HGTVdreamhome](http://Belgard.com/HGTVdreamhome)

ARTFORMS™

MODULAR PANEL SYSTEM



6 x 36

18 x 36

Artforms simplifies the design of contemporary outdoor living spaces. This unique modular panel system offers sleek lines and rich color blends to create eye-catching outdoor kitchens and limitless outdoor living features.




VISIT Beltgard.com/Artforms
 FOR MORE INSPIRATION

9 DESIGN IDEAS USING ONLY 2 PALLETS*

Two modular panel sizes can create a myriad of outdoor living solutions, offering quicker install without sacrificing style.



AMBER BEIGE



ROCKLAND BLACK
Only available in 6 x 36



SCANDINA GRAY

design tip



For more project ideas download our Artforms™ Idea Book.

**one size per pallet*



ELEMENTS

Outdoor Essentials for Belgard

Complete your project with essential finishing touches designed to work seamlessly with a variety of Belgard products. Elements enhance both beauty and functionality for better outdoor living.



OUTDOOR COOKING



32" Built-in Grill



40" Built-in Grill



Built-in Oven



Single Side Burner



Double Side Burner

design tip



Download our Idea Book for design ideas creating outdoor kitchens and living rooms using Artforms™ and Elements Outdoor Essentials.



OUTDOOR KITCHEN STORAGE



Double Access Doors



Double Drawers



Deluxe Compact Refrigerator

OUTDOOR BAR & SINK



Drop-in Sink



Beverage & Prep Station




Farmhouse Sink

OUTDOOR ACCESSORIES



Rotisserie Kit



Infrared Sear Burner



Stainless Steel Smoker Tray



8pc Pizza Oven Accessory Kit



Gas Timer



Grill Liner



Island Vent

FIRE PIT BURNER KITS & INSERTS



Square Gas Burner Kit



Round Gas Burner Kit



Linear Gas Burner Kit



Smoke-less Insert

VISIT [Beldgard.com/Elements](https://Belgard.com/Elements) FOR ADDITIONAL INFORMATION


HGTV
DREAM HOME
PROUD SPONSOR 2023

Beldgard.com/HGTVdreamhome



NEW MELVILLE™
SERIES


GRILL ISLAND & FIRE FEATURES



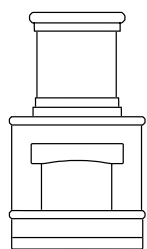
SCANDINA GRAY / MIDNIGHT

PLEASE NOTE: All of our fireplaces and fire pits come standard as wood-burning units. However, our fireplaces and fire pits can be retro-fitted for gas burning log sets and burners. Please contact us for more details at 877-235-4273.

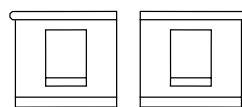
Be sure to check with your local municipality for any codes that may affect your installation. Grill island includes stainless grill and door set. Grill is available in propane or natural gas. Must be specified when placing order.



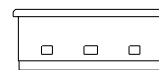
GRILL ISLAND
2'8"D X 5'11"W X 3'5"H
(Grill and doors included)



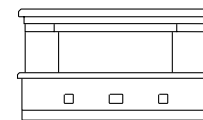
FIREPLACE
2'7"D X 4'3"W X 7'8"H



WOOD BOXES
2'1"D X 3'3"W X 3'1"H EACH
Sold as a pair



LINEAR FIRE TABLE
2'6"D X 5'8"W X 2'5"H



LINEAR FIREPLACE
2'6"D X 7'1"W X 5'4"H



BORDEAUX™ SERIES

GRILL ISLAND & FIRE FEATURES



SIENNA / BUFF




PEWTER / MIDNIGHT



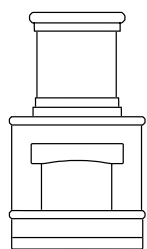
SIENNA / MIDNIGHT

PLEASE NOTE: All of our fireplaces and fire pits come standard as wood-burning units. However, our fireplaces and fire pits can be retro-fitted for gas burning log sets and burners. Please contact us for more details at 877-235-4273.

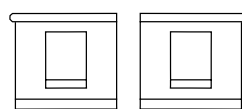
Be sure to check with your local municipality for any codes that may affect your installation. Grill island includes stainless grill and door set. Grill is available in propane or natural gas. Must be specified when placing order.



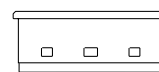
GRILL ISLAND
2'6" D X 5'11" W X 3'5" H
(Grill and doors included)



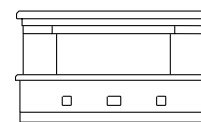
FIREPLACE
2'7" D X 4'3" W X 7'8" H



WOOD BOXES
2'1¼" D X 3'3" W X 3'1" H EACH
Sold as a pair



LINEAR FIRE TABLE
2'11" D X 6'2" W X 2'5" H



LINEAR FIREPLACE
3'6½" D X 7'8" W X 4'5¼" H



design tip



Enliven your outdoor space with a splash of TIDEPOOL, one of Belgard's Colors of the Year. See page 8

BRISTOL™ SERIES

GRILL ISLAND & FIRE FEATURES



GASCONY TAN / ASHBURY HAZE




COTSWOLD MIST / BROOKSTONE SLATE

PLEASE NOTE: All of our fireplaces and fire pits come standard as wood-burning units. However, our fireplaces and fire pits can be retro-fitted for gas burning log sets and burners. Please contact us for more details at 877-235-4273.


Be sure to check with your local municipality for any codes that may affect your installation. Grill island includes stainless grill and door set. Grill is available in propane or natural gas. Must be specified when placing order.



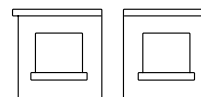
GRILL ISLAND
3'D X 6'4"W X 4'4"H
(Grill and doors included)



FIREPLACE
3'D X 5'5"W X 9'3"H



HEARTH
2'D X 5'W X 11"H



WOOD BOXES
2'4"D X 3'W X 3'3"H EACH
Sold as a pair



design tip



Upgrade to a gas or
smoke-less insert.
See page 82

WESTON STONE™

FIRE PIT KIT



4 x 8

4 x 12

39.5 INCH
DIAMETER
ROUND

(4-Pieces are Needed to Make a Circle)



ASHBURY HAZE



COTSWOLD MIST



GASCONY TAN

ROUND FIRE PIT:

Inside is 39.6" in diameter
Stacks up to 4 rows high
Kit can be purchased with or without
fire ring. Adhesive is included.





ANGLIA EDGER[®]

EDGER



COTSWOLD MIST



GASCONY TAN

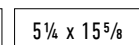
5 1/4 x 7 5/8



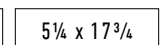
5 1/4 x 10



5 1/4 x 15 5/8



5 1/4 x 17 3/4



ESPLANADE

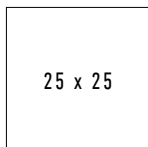
CAPS



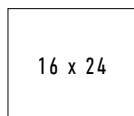
LIMESTONE



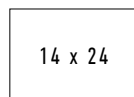
SLATE GRAY



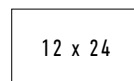
25 x 25



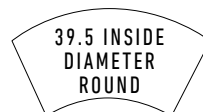
16 x 24



14 x 24



12 x 24



39.5 INSIDE
DIAMETER
ROUND


(4-Pieces are Needed to Make a Circle)

design tip

☛ Coping can add a finishing touch to pools, walls, steps and fire features.

MARINA™

COPING



5¹⁵/₁₆ x 11¹³/₁₆



ASHBURY HAZE



BOURBON



COTSWOLD MIST



MIDNIGHT



MOONLIGHT



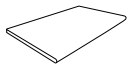


design tip

For more pool design ideas and inspiration visit PebbleTec.com

UNICO

COPING / 20MM




11.75 x 23.5


GLOCAL



v2
CLASSIC
GC 05



v2
CLEAR
GC 01



v2
IDEAL
GC 03

NOON



v4
DAYLIGHT
NN 01 ST



v4
EMBER
NN 02 ST



v3
HONEY
NN 03 ST



QUARZITI 2.0



  **GLACIER**
QR 01 NAT



  **MOUNTAINS**
QR 02 NAT



 **WATERFALL**
QR 03 NA



 **RIVER**
QR 04 NAT



 **MANTLE**
QR 05 NAT





GRANIKA STEP[®]

STEP UNIT



ASHBURY HAZE



COTSWOLD MIST


6 x 38 x 16

LANDINGS™

STEP UNIT

HGTV
DREAM HOME
PROUD SPONSOR 2023

Belgard.com/HGTVdreamhome



MIDNIGHT



BOURBON



FOUNDRY



MOONLIGHT



PEWTER

6 x 48 x 18





INSTALLATION, RESTORATION & PROTECTION

VISIT Techniseal.com
FOR MORE INFORMATION



JOINTING PRODUCTS



The smart choice for everyday installations



High-performance, the only real no haze, no dust alternative



No compaction – true alternative to mortar, stone dust and polymeric stone dust



Multi-weather jointing compound

STAIN REMOVERS



Organic stain remover



Paint, tar & rubber stain remover



Rust stain remover



Dirt & grease stain remover



Pro-grade oil & grease remover

CLEANERS



Paver restorer removes haze created by some polymeric sands



Paver Prep dislodges efflorescence and ground-in dirt

SEALERS



Natural color with matte finish



Enhanced color with matte finish



Natural color with satin finish



Enhanced color with gloss finish

ADHESIVES



Hardscape foam adhesive



Vertical hardscape adhesive


EDGING & ACCESSORIES



Edging, Spacers & Panel Base System



Fortified hardscape concrete edging



Enhanced with Color Boost

HARDSCAPE & LANDSCAPE LIGHTING SOLUTIONS

PAVER LIGHTS *for Walkways*

Available in black, bronze or modern gray finish



6" Paver Light



8" Paver Light



9" Paver Light



7" Hardscape Light



NEW Color Changing Bulb Option
Also available in other select products

ACCENT/SPOT LIGHTS *for Plants, Trees, Houses & Landscape Features*

Available in black or bronze finish



Traditional Accent Light



High Power Accent Light



Wall Wash Light

LOW VOLTAGE PATHWAY LIGHTS *for Pathways, Patio Edges & Flower Beds*

Available in black or bronze finish



Traditional Path Light



Classic Path Light



Modern Path Light

PILLAR LIGHTS *for Pillars & Columns*

Available in bronze finish



Traditional Pillar Light



Modern Pillar Light




Noble Pillar Light



TOP: Dimensions™ 12, Dimensions™ 6, Holland Stone and Ashlar Tandem™ Wall


MIDDLE: Origins™ 18, Origins™ 12, Dimensions™ Accent 6 x 9 border and Lamina Tandem Wall

BOTTOM: Noon porcelain paver by Mirage® and Melville™ Wall



DESIGN

ideas & **INSPIRATION**

A photograph of a backyard pool area. In the foreground, a square stone fire pit is filled with logs. To the left, a wooden chair with a blue cushion is visible. In the background, a swimming pool is surrounded by a black metal fence and lush green trees. The scene is set in a well-maintained garden.

LEFT: Dimensions™ 12, Old York™, Belgian Cobble™, Marina™ Coping and Ashlar Tandem™ Wall



ABOVE: Dimensions™ 6, Dimensions™ 12, Dimensions™ Accent 6 x 9 border, Ashlar Tandem™ Wall, Marina™ Coping and Weston Stone™

TOP LEFT: Mega-Arbel®, Dimensions™ Accent 3 x 12 border and Ashlar Tandem™ Wall

BOTTOM LEFT: Dimensions™ 12, Dimensions™ 6, Holland Stone, Melville™ Plank and Ashlar Tandem™ Wall

TOP RIGHT: Origins™ 12, Ashlar Tandem™ Wall, Brooklyn Paver and Origins™ Accent 6 x 9 border

BOTTOM RIGHT: Origins™ 12



INSPIRATION GALLERY

Browse images by project type and save or share your favorites.





ABOVE: Origins™ 18, Origins™ 6 x 9 border and Ashlar Tandem™ Wall

RIGHT: Origins™ 12, Ashlar Tandem™ Wall and Landing™ Step Unit

RIGHT TOP: Dimensions™ 18, Dimensions™ 6, Origins™ 6 x 9 border and Melville™ Wall












RIGHT BOTTOM: Noon porcelain paver by Mirage® and Melville™ Wall






PAVERS


PALLET INFORMATION / ESTIMATING CHART


A BASALT			SQFT/ PALLET	SQFT/ LAYER	LAYER/ PALLET	UNITS/ PALLET	WEIGHT/ PALLET	LNFT/PALLET (SOLDIER)	LNFT/PALLET (SAILOR)
3-PIECE		6 x 12 x 2 ³ / ₈ 12 x 12 x 2 ³ / ₈ 18 x 12 x 2 ³ / ₈	120	12	10	-	3660	-	-
H BELGIAN COBBLE®			SQFT/ PALLET	SQFT/ LAYER	LAYER/ PALLET	UNITS/ PALLET	WEIGHT/ PALLET	LNFT/PALLET (SOLDIER)	LNFT/PALLET (SAILOR)
MULTI-PIECE		Variable x 2 ³ / ₈	68	-	-	320	1640	-	-
H BROOKLYN PAVER			SQFT/ PALLET	SQFT/ LAYER	LAYER/ PALLET	UNITS/ PALLET	WEIGHT/ PALLET	LNFT/PALLET (SOLDIER)	LNFT/PALLET (SAILOR)
		3 x 9 x 2 ³ / ₈	103.13	10.31	10	-	2805	-	-
I DIMENSIONS™			SQFT/ PALLET	SQFT/ LAYER	LAYER/ PALLET	UNITS/ PALLET	WEIGHT/ PALLET	LNFT/PALLET (SOLDIER)	LNFT/PALLET (SAILOR)
6		3 x 6 x 2 ³ / ₈ 6 x 6 x 2 ³ / ₈ 6 x 9 x 2 ³ / ₈	120	12	10	480	3516	-	240
12		6 x 12 x 2 ³ / ₈ 12 x 12 x 2 ³ / ₈ 18 x 12 x 2 ³ / ₈	120	12	10	120	3516	-	120
18		9 x 18 x 2 ³ / ₈ 18 x 18 x 2 ³ / ₈ 27 x 18 x 2 ³ / ₈	112.5	11.25	10	50	3296	-	-
I DIMENSIONS™ SLAB			SQFT/ PALLET	SQFT/ LAYER	LAYER/ PALLET	UNITS/ PALLET	WEIGHT/ PALLET	LNFT/PALLET (SOLDIER)	LNFT/PALLET (SAILOR)
SLABS		12 x 24 x 2 ³ / ₈	120	12	10	60	3384	60	120
		24 x 24 x 2 ³ / ₈	80	12	10	20	2256	40	40
		24 x 36 x 2 ³ / ₈	120	12	10	20	-	40	120
I DIMENSIONS™ ACCENT			SQFT/ PALLET	SQFT/ LAYER	LAYER/ PALLET	UNITS/ PALLET	WEIGHT/ PALLET	LNFT/PALLET (SOLDIER)	LNFT/PALLET (SAILOR)
ACCENTS		3 x 9 x 2 ³ / ₈	103	10.3	10	550	2805	-	-
		6 x 9 x 2 ³ / ₈	120	12	10	320	3328	160	240


PAVERS





PALLET INFORMATION / ESTIMATING CHART

DIMENSIONS™ ANTIQUED		SQFT/ PALLET	SQFT/ LAYER	LAYER/ PALLET	UNITS/ PALLET	WEIGHT/ PALLET	LNFT/PALLET (SOLDIER)	LNFT/PALLET (SAILOR)
6		3 x 6 x 2 ³ / ₈	105	10.5	10	420	3003	-
		6 x 6 x 2 ³ / ₈						
		6 x 9 x 2 ³ / ₈						

DIMENSIONS™ ANTIQUED		SQFT/ PALLET	SQFT/ LAYER	LAYER/ PALLET	UNITS/ PALLET	WEIGHT/ PALLET	LNFT/PALLET (SOLDIER)	LNFT/PALLET (SAILOR)
ACCENT		6 x 9 x 2 ³ / ₈	112.5	11.25	10	300	3215	160
								240




HOLLAND STONE		SQFT/ PALLET	SQFT/ LAYER	LAYER/ PALLET	UNITS/ PALLET	WEIGHT/ PALLET	LNFT/PALLET (SOLDIER)	LNFT/PALLET (SAILOR)
PRESTIGE		4 x 8 x 2 ³ / ₈	120	12	10	540	3348	177.2
								360




MEGA-ARBEL®		SQFT/ PALLET	SQFT/ LAYER	LAYER/ PALLET	UNITS/ PALLET	WEIGHT/ PALLET	LNFT/PALLET (SOLDIER)	LNFT/PALLET (SAILOR)
80MM		15 ³ / ₈ x 21 x 3 ¹ / ₈	77.6	-	9	54	2753	-
								-


MELVILLE™ PLANK		SQFT/ PALLET	SQFT/ LAYER	LAYER/ PALLET	UNITS/ PALLET	UNITS/ LAYER	LNFT/PALLET (SOLDIER)	LNFT/PALLET (SAILOR)
3-PIECE SMALL		5 x 11 ¹ / ₁₆ x 2 ³ / ₈	-	-	-	-	-	-
		5 x 15 ³ / ₄ x 2 ³ / ₈	-	-	-	-	-	-
		5 x 19 ¹ / ₁₆ x 2 ³ / ₈	-	-	-	-	-	-
	TOTAL		114.5	11.45	10	-	-	-
3-PIECE LARGE		7 ¹ / ₂ x 11 ¹ / ₁₆ x 2 ³ / ₈	-	-	-	-	-	-
		7 ¹ / ₂ x 15 ³ / ₄ x 2 ³ / ₈	-	-	-	-	-	-
		7 ¹ / ₂ x 19 ¹ / ₁₆ x 2 ³ / ₈	-	-	-	-	-	-
	TOTAL		122.7	12.27	10	-	-	-


PAVERS

PALLET INFORMATION / ESTIMATING CHART



ORIGINS™		SQFT/ PALLET	SQFT/ LAYER	LAYER/ PALLET	UNITS/ PALLET	WEIGHT/ PALLET	LNFT/PALLET (SOLDIER)	LNFT/PALLET (SAILOR)	
6		3 x 6 x 2 ³ / ₈ 6 x 6 x 2 ³ / ₈ 6 x 9 x 2 ³ / ₈	120	12	10	480	3325	-	240
		6 x 12 x 2 ³ / ₈ 12 x 12 x 2 ³ / ₈ 18 x 12 x 2 ³ / ₈	120	12	10	120	3516	-	120
		9 x 18 x 2 ³ / ₈ 18 x 18 x 2 ³ / ₈ 27 x 18 x 2 ³ / ₈	112.5	11.25	10	50	3075	-	-

ORIGINS™ ACCENT		SQFT/ PALLET	SQFT/ LAYER	LAYER/ PALLET	UNITS/ PALLET	WEIGHT/ PALLET	LNFT/PALLET (SOLDIER)	LNFT/PALLET (SAILOR)	
ACCENTS		3 x 3 x 2 ³ / ₈	96.3	9.63	10	1650	2722	-	-
		6 x 6 x 2 ³ / ₈	120	12	10	480	3312	-	-
		6 x 9 x 2 ³ / ₈	120	12	10	320	3328	-	-


ORIGINS™ ANTIQUED		SQFT/ PALLET	SQFT/ LAYER	LAYER/ PALLET	UNITS/ PALLET	WEIGHT/ PALLET	LNFT/PALLET (SOLDIER)	LNFT/PALLET (SAILOR)	
6		3 x 6 x 2 ³ / ₈ 6 x 6 x 2 ³ / ₈ 6 x 9 x 2 ³ / ₈	105	10.5	10	420	3003	-	240

OLD YORK™		SQFT/ PALLET	SQFT/ LAYER	LAYER/ PALLET	UNITS/ PALLET	WEIGHT/ PALLET	LNFT/PALLET (SOLDIER)	LNFT/PALLET (SAILOR)	
60MM		3 ¹ / ₁₆ x 7 ⁷ / ₈ x 2 ³ / ₈	116.25	11.625	10	540	3345	180	331


PERMEABLE PAVERS PALLET INFORMATION / ESTIMATING CHART


E AQUALINE*			SQFT/ PALLET	SQFT/ LAYER	LAYER/ PALLET	UNITS/ PALLET	WEIGHT/ PALLET	LNFT/PALLET (SOLDIER)	LNFT/PALLET (SAILOR)
80 MM		4½ x 9 x 3¼	90	11.25	8	320	3375	-	-
80 MM		9 x 9 x 3¼	90	11.25	8	208	3375	-	-



**Palletized in a stackbond pattern. Not for mechanical laying.*



E TURFSTONE™			SQFT/ PALLET	SQFT/ LAYER	LAYER/ PALLET	UNITS/ PALLET	WEIGHT/ PALLET	LNFT/PALLET (SOLDIER)	LNFT/PALLET (SAILOR)
80 MM		15¾ x 23½ x 3¼	106.67	13.33	8	40	2377	53.33	80


PORCELAIN PAVERS PALLET INFORMATION / ESTIMATING CHART

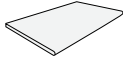
GLOCAL			GROSS WEIGHT / BOX	PIECES / BOX	SQFT / BOX	BOXES / PALLET	SQFT / PALLET	GROSS WEIGHT / PALLET
24 X 24		23.54 x 23.54 x ¾	72	2	7.75	30	232.5	2160

LAGOON™			GROSS WEIGHT / BOX	PIECES / BOX	SQFT / BOX	BOXES / PALLET	SQFT / PALLET	GROSS WEIGHT / PALLET
24 X 48		23.54 x 47.17 x ¾	74	1	7.75	35	271.25	2621

NOON			GROSS WEIGHT / BOX	PIECES / BOX	SQFT / BOX	BOXES / PALLET	SQFT / PALLET	GROSS WEIGHT / PALLET
12 X 48 8 X 48		7.80 x 47.17 x ¾	46	2	5.06	30	151.8	1380
		11.73 x 47.17 x ¾	34 kg / 74 lbs	2	7.75	36	279	1208 kg / 2664 lbs


QUARZITI 2.0			GROSS WEIGHT / BOX	PIECES / BOX	SQFT / BOX	BOXES / PALLET	SQFT / PALLET	GROSS WEIGHT / PALLET
24 X 24		23.54 x 23.54 x ¾	72	2	7.75	30	232.5	2160
24 X 48		23.54 x 47.17 x ¾	74	1	7.75	35	271.25	2621











VERONA™			GROSS WEIGHT / BOX	PIECES / BOX	SQFT / BOX	BOXES / PALLET	SQFT / PALLET	GROSS WEIGHT / PALLET
24 X 24		23.54 x 23.54 x ¾	72	2	7.75	30	232.5	2160

UNICO			GROSS WEIGHT / BOX	PIECES / BOX	LN FT / BOX	BOXES / PALLET	LN FT / PALLET	GROSS WEIGHT / PALLET
UNICO		12.99 x 23.54 x ¾	52	3	6	40	240	2080

WALLS



PALLET INFORMATION / ESTIMATING CHART




ASHLAR TANDEM™			SQFT/ PALLET	SQFT/ LAYER	LAYER/ PALLET	UNITS/ PALLET	UNITS/ SQFT	WEIGHT/ LAYER	WEIGHT/ PALLET
UNIT 1		7 x 13 ³ / ₁₆ x 2 ⁵ / ₁₆	19.2	3.2	–	30	.64	–	570
UNIT 2		7 x 15 ¹ / ₁₆ x 2 ⁵ / ₁₆	23.1	3.85	–	30	.77	–	696
UNIT 3		7 x 18 ⁷ / ₁₆ x 2 ⁵ / ₁₆	27	4.5	–	30	.9	–	816
TOTAL			70.10	11.69	6	90	2.31	175	2082
COLUMN UNIT		7 x 18 ¹ / ₂ x 2 ⁵ / ₁₆	45.43	9	5	45	2 Columns/Pallet	461.2	1350




BELAIR WALL® 2.0			SQFT/ PALLET	SQFT/ LAYER	LAYER/ PALLET	UNITS/ PALLET	UNITS/ SQFT	WEIGHT/ UNIT	WEIGHT/ PALLET
FREESTANDING WALL		6 x 6 x 5	–	–	–	30	0.25	11	–
		6 x 10 x 5	–	–	–	30	0.42	19	–
		6 x 16 x 5	–	–	–	60	0.67	28	–
TOTAL			30	–	–	–	–	–	3060
RETAINING WALL		6 x 6 x 8	–	–	–	15	0.25	20	–
		6 x 10 x 8	–	–	–	15	0.42	31	–
		6 x 16 x 8	–	–	–	30	0.67	52	–
TOTAL			30	–	–	–	–	–	2405
CORNER		6 x 16 x 8	–	–	–	28	1.03	71	1988
CAP		3 x 8 x 13 ¹ / ₂	–	–	–	108	0.63	23	2484
CAP END		3 x 8 x 13 ¹ / ₂	–	–	–	36	0.67	22	792
WALL END		6 x 8 x 11	–	–	–	42	0.33	36	1512

WALLS

PALLET INFORMATION / ESTIMATING CHART

DIAMOND® 9D		SQFT/ PALLET	SQFT/ LAYER	LAYER/ PALLET	UNITS/ PALLET	UNITS/ SQFT	WEIGHT/ UNIT	WEIGHT/ PALLET	
SOLID UNIT		6 x 17¾ x 9	35.52	-	-	30	.74	73	2900
VIRTUAL JOINTS		6 x 17¾ x 9	35.52	-	-	Left Virtual Joint = 15 Right Virtual Joint = 15	.74	73	2900




DIAMOND® PRO		SQFT/ PALLET	SQFT/ LAYER	LAYER/ PALLET	UNITS/ PALLET	UNITS/ SQFT	WEIGHT/ UNIT	WEIGHT/ PALLET	
STRAIGHT		8 x 18 x 12	32	8	4	32	1	83	2646
BEVELED		8 x 18 x 12	32	8	4	32	1	81	2590
CORNER		8 x 18 x 9	32	-	4	32	-	100	3200





DIAMOND PRO STONE CUT®		SQFT/ PALLET	SQFT/ LAYER	LAYER/ PALLET	UNITS/ PALLET	UNITS/ SQFT	WEIGHT/ LAYER	WEIGHT/ PALLET	
LARGE		8 x 18 x 12	32	8	4	32	1	692.8	2771
VIRTUAL JOINT		8 x 18 x 12	32	8	4	32	1	628.8	2515
CORNER		8 x 18 x 9	32	8	4	32	1	918.88	3676





DIAMOND® PRO SMOOTH FACE		SQFT/ PALLET	SQFT/ LAYER	LAYER/ PALLET	UNITS/ PALLET	UNITS/ SQFT	WEIGHT/ LAYER	WEIGHT/ PALLET	
REAR-LIP		8 x 18 x 12	36	9	4	36	1	711	2844
CORNER		8 x 17 x 8	-	-	2	24	1	1320	2640
CAP		4 x 18 / 12 x 13	-	-	6	54	1.25	57	3024

WALLS

PALLET INFORMATION / ESTIMATING CHART



DIAMOND® ACCESSORIES			SQFT/ PALLET	SQFT/ LAYER	LAYER/ PALLET	UNITS/ PALLET	UNITS/ SQFT	WEIGHT/ UNIT	WEIGHT/ PALLET
UNIVERSAL CAP		3 x 18 / 12 x 13	-	-	8	72	-	49	3525
DIAMOND PRO CAP		4 x 17 / 14 x 10	-	-	6	54	-	49	2619
U START BASE BLOCK		3½ x 18¾ x 12	-	-	7	56	-	51	2839

LAMINA TANDEM™			SQFT/ PALLET	SQFT/ LAYER	LAYER/ PALLET	UNITS/ PALLET	UNITS/ SQFT	WEIGHT/ LAYER	WEIGHT/ PALLET
UNIT 1		7 x 15¼ x 2½	15.576	2.596	-	24	.649	77.08	462.48
UNIT 2		7 x 18¾ x 2½	18.696	3.116	-	24	.779	92.52	555.12
UNIT 3		7 x 21¼ x 2½	21.816	3.636	-	24	.909	108	648
TOTAL			56.08	9.346	6	72	-	277.6	1666
COLUMN UNIT		7 x 18¾ x 2½	45.43	9	5	45	2 Columns/Pallet	461.2	1313

MELVILLE TANDEM™			SQFT/ PALLET	SQFT/ LAYER	LAYER/ PALLET	UNITS/ PALLET	UNITS/ SQFT	WEIGHT/ LAYER	WEIGHT/ PALLET
UNIT 1		7 x 13¾ x 2½	19.2	3.2	-	30	.64	95	570
UNIT 2		7 x 15¼ x 2½	23.1	3.85	-	30	.77	116	696
UNIT 3		7 x 18¾ x 2½	27	4.5	-	30	.90	136	816
TOTAL			70.10	11.69	6	90	2.31	347	2082
COLUMN UNIT		7 x 15¼ x 2½	45.43	9	5	45	2 Columns/Pallet	461.2	1313

WALLS

PALLET INFORMATION / ESTIMATING CHART

TANDEM® WALL SYSTEM			SQFT/ PALLET	SQFT/ LAYER	LAYER/ PALLET	UNITS/ PALLET	SQFT/ UNITS	WEIGHT/ LAYER	WEIGHT/ PALLET
CAP		15 x 24 x 3 1/4	20 SF 64 LF	2.5	8	32	.625 SF 2 LF	373.75	2990
MODULAR BLOCK		7 1/8 x 7 7/8 x 7 7/8	49.29	12.32	4	128	0.389	704	2816

TANDEM COLUMN KIT

1 Column Cage Frame 1 Bag of Connectors Veneer

TANDEM
COLUMN UNIT*

COLUMN GRID
HEIGHT 42"

CONNECTOR



Melville Tandem



*Connectors sold separately. 3 bags are needed for 1 pallet of block.


TANDEM MODULAR GRID

1 Grid Piece 25 Veneer 10 Loop Clamps
& Screws



TANDEM UNITS



MODULAR GRID

CONNECTOR








42 x 28 3/8
Vertical or Horizontal Application


MELVILLE™ WALL			SQFT/ PALLET	SQFT/ LAYER	LAYER/ PALLET	UNITS/ PALLET	UNITS/ SQFT	WEIGHT/ UNIT	WEIGHT/ PALLET
UNIT		4 x 20 x 10	26.67	4.44	6	48	1.79	63.75	3060
CAP		2 x 20 x 13	100 LF	10 LF	10	60	1.66 LF	41.67	2500






STERLING®			SQFT/ PALLET	SQFT/ LAYER	LAYER/ PALLET	UNITS/ PALLET	UNITS/ SQFT	WEIGHT/ UNIT	WEIGHT/ PALLET
BLOCK		6 x 17 3/4 x 12	33.75	-	5	45	.75	77	3455
CAP		3 x 18 / 12 x 13	-	-	8	72	-	49	3525

WALLS

PALLET INFORMATION / ESTIMATING CHART





WESTON STONE™			SQFT/ PALLET	SQFT/ LAYER	LAYER/ PALLET	UNITS/ PALLET	UNITS/ SQFT	WEIGHT/ UNIT	WEIGHT/ PALLET
WALL UNITS		4 x 8 / 5 x 8	-	-	-	-	-	16.9	-
		4 x 12 / 9 x 8	-	-	-	-	-	26.1	-
		4 x 16 / 13 x 8	-	-	-	-	-	36.4	-
TOTAL			42	6	7	126	-	-	3400
UNIV.		4 x 12 x 8	39.6	6.6	6	120	-	30	3614
CAP		3 x 12½ / 8⅝ x 11	-	-	8	96	-	28	2624






VERSA-LOK® STANDARD			SQFT/ PALLET	SQFT/ LAYER	LAYER/ PALLET	UNITS/ PALLET	SQFT/ UNITS	WEIGHT/ LAYER	WEIGHT/ PALLET
STANDARD		6 x 16 / 14 x 12	26.8	5.36	5	40	-	-	3332
UNIVERSAL CAP		3 x 18 / 12 x 13	22.54 SF 90 LF	2.82	8	72	.313 SF 1.25 LF	-	3474

WELLINGTON WALL®			SQFT/ PALLET	SQFT/ LAYER	LAYER/ PALLET	UNITS/ PALLET	SQFT/ UNITS	WEIGHT/ LAYER	WEIGHT/ PALLET
WALL UNITS PINS INCLUDED ON PALLET		6 x 9 / 6 x 10	6	1.5	-	16	.375	151.5	606
		6 x 12 / 6 x 10	8	2	-	16	.50	202	808
		6 x 18 / 15 x 10	12	3	-	16	.75	303	1212
TOTAL			26 SRW 23 FSW	6.5	4	48	1.625	656.5	2626
CORNER		6 x 12 x 10	16	8	2	32	.5	944	1888
UNIVERSAL CAP		3 x 18 / 12 x 13	22.54 SF 90 LF	2.82	8	72	.313 SF 1.25 LF	492.21	3938





CUSTOMIZE YOUR SPACE


PALLET INFORMATION / ESTIMATING CHART


ARTFORMS™		SQFT/ PALLET	SQFT/ LAYER	LAYER/ PALLET	UNITS/ PALLET	UNITS/ SQFT	WEIGHT/ LAYER	WEIGHT/ PALLET
OPEN END		76 x 457 x 914mm 3 x 18 x 36"	-	-	-	9	-	-
CLOSE END		76 x 457 x 914mm 3 x 18 x 36"	-	-	-	9	-	-
TOTAL		81	-	9	18	-	-	2711
OPEN END		76 x 152 x 914mm 3 x 6 x 36"	-	-	-	3	-	-
CLOSE END		76 x 152 x 914mm 3 x 6 x 36"	-	-	-	18	-	-
TOTAL		31.5	-	3	21	-	-	1095

HARD- WARE		Anchor Slide & Flanged nut: 50 per box		Joining Plate: 10 per box		Outer Corner: 10 per box		Inner Corner: 10 per box		Stretcher Bar: 10 in a bundle
---------------	-----------------------------------------------------------------------------------	-------------------------------------------	-----------------------------------------------------------------------------------	------------------------------	-----------------------------------------------------------------------------------	-----------------------------	-------------------------------------------------------------------------------------	-----------------------------	-------------------------------------------------------------------------------------	----------------------------------









EDGERS & STEPS PALLET INFORMATION / ESTIMATING CHART


ANGLIA EDGER®		SQFT/ PALLET	SQFT/ LAYER	LAYER/ PALLET	UNITS/ PALLET	UNITS/ SQFT	WEIGHT/ UNIT	WEIGHT/ PALLET
EDGER UNITS		5¼ x 7¾ x 8	-	-	-	16	-	25
		5¼ x 10 x 8	-	-	-	16	-	31
		5¼ x 15½ x 8	-	-	-	16	-	47
		5¼ x 17¾ x 8	-	-	-	24	-	52
TOTAL		78.4 LNF	-	3	120	-	-	2550

GRANIKA STEP®		SQFT/ PALLET	SQFT/ LAYER	LAYER/ PALLET	UNITS/ PALLET	UNITS/ SQFT	WEIGHT/ UNIT	WEIGHT/ PALLET
STEP UNIT		6 x 38 x 16	-	-	-	8	-	2250

LANDINGS™ STEP UNIT		SQFT/ PALLET	SQFT/ LAYER	LAYER/ PALLET	UNITS/ PALLET	UNITS/ SQFT	WEIGHT/ UNIT	WEIGHT/ PALLET
STEP UNIT		48 x 18 x 6	-	-	-	6	-	460

CAPS & COPING PALLET INFORMATION / ESTIMATING CHART

ESPLANADE CAP			SQFT/ PALLET	SQFT/ LAYER	LAYER/ PALLET	UNITS/ PALLET	UNITS/ SQFT	WEIGHT/ UNIT	WEIGHT/ PALLET
BULLNOSE COPING		12 x 24 x 2 $\frac{3}{8}$	-	-	-	48	-	59	2832
TEXTURED WALL COPING		12 x 24 x 2 $\frac{3}{8}$ 16 x 24 x 2 $\frac{3}{8}$	-	-	-	48 36	-	59 79	2832 2844
TEXTURED WALL COPING END CAP		12 x 24 x 2 $\frac{3}{8}$ 16 x 24 x 2 $\frac{3}{8}$	-	-	-	48 36	-	59 79	2832 2844
SMOOTH WALL COPING		14 x 24 x 2 $\frac{3}{8}$	-	-	-	48	-	59	3070
SMOOTH BULLNOSE COPING		12 x 24 x 2 $\frac{3}{8}$	-	-	-	48	-	59	2832
WESTON FIREPIT COPING		39.5" Inside Diameter (4 pieces needed to make a circle)	-	-	-	4	-	93	372
TEXTURED COLUMN CAP		25 x 25 x 2 $\frac{3}{8}$	-	-	-	16	-	122	1952
SMOOTH COLUMN CAP		25 x 25 x 2 $\frac{3}{8}$	-	-	-	16	-	122	1952

MARINA™ COPING			SQFT/ PALLET	SQFT/ LAYER	LAYER/ PALLET	UNITS/ PALLET	SQFT/ UNITS	WEIGHT/ UNIT	WEIGHT/ PALLET
60MM		5 $\frac{1}{16}$ x 11 $\frac{1}{16}$ x 2 $\frac{3}{8}$	97.5 LF	2.5 LF	5	195	.5 LF	-	3608

KITCHEN & FIRE FEATURES



PALLET INFORMATION / ESTIMATING CHART

MELVILLE™ SERIES	BODY / ACCENT COLOR	ITEM CODE	PALLET WEIGHT
Linear Fireplace	Scandina Gray / Midnight	13000026	4000
Linear Fire Table	Scandina Gray / Midnight	13070027	2500
Fireplace	Scandina Gray / Midnight	13070020	4205
Wood Boxes	Scandina Gray / Midnight	13140010	3070
Grill Island	Scandina Gray / Midnight	13110028	3500

BEAUFORT SERIES	BODY / ACCENT COLOR	ITEM CODE	PALLET WEIGHT
Linear Fireplace	Shelby / Midnight	13000018	4000
Fireplace	Shelby / Midnight	13070010	4205
Wood Boxes	Shelby / Midnight	13140505	3785
Grill Island (NG)	Shelby / Midnight	13110518	3285
Grill Island (LP)	Shelby / Midnight	13110818	3290

BORDEAUX™ SERIES	BODY / ACCENT COLOR	ITEM CODE	UNIT WEIGHT
Linear Fireplace	Sienna / Buff	13000021	4000
Fireplace	Sienna / Buff	70300791	4170
Wood Boxes	Sienna / Buff	13140001	3070
Grill Island (NG)	Sienna / Buff	13110010	3260
Grill Island (LP)	Sienna / Buff	13110011	3260
Linear Fireplace	Sienna / Midnight	13000019	4000
Fireplace	Sienna / Midnight	13070014	4170
Wood Boxes	Sienna / Midnight	13140020	3070
Grill Island (NG)	Sienna / Midnight	13110014	3260
Grill Island (LP)	Sienna / Midnight	13110015	3260
Linear Fireplace	Pewter / Midnight	13000020	4000
Fireplace	Pewter / Midnight	13070012	4170
Wood Boxes	Pewter / Midnight	13140021	3070
Grill Island (NG)	Pewter / Midnight	13110262	3260
Grill Island (LP)	Pewter / Midnight	13110039	3276

BRISTOL™ SERIES	BODY / ACCENT COLOR	ITEM CODE	UNIT WEIGHT
Fireplace	Gascony / Ashbury	70580261	7245
Wood Boxes	Gascony / Ashbury	70580334	3950
Hearth	Gascony / Ashbury	70580262	1180
Grill Island (NG)	Gascony / Ashbury	13110008	4125
Grill Island (LP)	Gascony / Ashbury	11130250	4125
Fireplace	Cotswold / Brookstone	70580312	7245
Wood Boxes	Cotswold / Brookstone	70580534	3950
Hearth	Cotswold / Brookstone	70580309	1180
Grill Island (NG)	Cotswold / Brookstone	13110009	4125
Grill Island (LP)	Cotswold / Brookstone	13110256	4125

WESTON STONE™ FIRE PIT		SQFT/ PALLET	SQFT/ LAYER	LAYER/ PALLET	UNITS/ PALLET	UNITS/ SQFT	WEIGHT/ UNIT	WEIGHT/ PALLET
UNIT 1		4 x 8 x 8	-	-	36	-	-	-
UNIT 2		4 x 12 x 8	-	-	36	-	-	-
TOTAL			-	-	-	-	-	1632

RESOURCES

We offer an array of resources to help plan and design an outdoor living addition.



PROJECT GUIDE

Everything you need to know about planning an outdoor living project.



DIGITAL CATALOG

Download or share a digital version of this catalog.



RESOURCE GUIDE

Installation tips, laying guides and estimating tools for contractors.



BELGARD.COM
Visit our site for more ideas and inspiration.

PEACE OF MIND, GUARANTEED

LIFETIME TRANSFERABLE LIMITED WARRANTY

Oldcastle® APG, Inc. ("Belgard") is proud to inform you that all of our interlocking concrete paver and retaining walls ("Products") meet and/or exceed the requirements of ASTM C-936 and ASTM C-1372. Belgard® guarantees its Products against these standards for the lifetime of the Product defined by ICPI. This guarantee does not apply to splitting, chipping or other breakage that could be caused by impact, abrasion or overloading. This warranty is transferable. The original proof of purchase is required.

This warranty is only valid if the material is installed under the guidelines of the ICPI (www.ICPI.org), The NCMA (www.ncma.org) or the Belgard Installation Guideline Manual. Improper installation voids this warranty. This warranty is for residential applications only and does not apply to commercial applications. It is recommended that the job be installed by a Belgard Contractor Program participant who guarantees their workmanship for a minimum of 3 years from the date of install. For warranty service, contact Belgard at 1-877-BELGARD. A service representative will investigate your claim within 10 business days. If the Belgard product fails to meet the specifications, Belgard will replace the defective product at no charge. Color matching cannot be guaranteed. Belgard will not be responsible for any replacement labor, consequential damages or incidental damages. This warranty gives you specific legal rights, and you may also have other rights which vary from state to state. Some states do not allow for the exclusion or limitation of incidental or consequential damages, so the above limitation or exclusion may not apply to you.

For specific information regarding warranty coverage and exclusions in regards to the Elements and Porcelain Paver products, please visit: Belgard.com/Warranty.

QUALITY TO THE CORE

With Belgard, you get the nation's leading pavers and landscape walls backed by the foremost experts in the industry.

BELGARD.COM

© Copyright 2023 Oldcastle APG, Inc. All Rights Reserved. BEL22-D-9073

PICTURED ON THE COVER: ZILLGES MATERIALS DIMENSIONS™ 18 WITH DIMENSIONS™ ACCENT BORDER IN 3 X 9, HOLLAND STONE ACCENT & ASHLAR TANDEM™ COLUMNS AND CUSTOM FIRE PIT