

See discussions, stats, and author profiles for this publication at: <https://www.researchgate.net/publication/250167375>

# New and Little-Known Ulidiidae (Diptera, Tephritoidea) from Europe

Article in *Vestnik Zoologii* · January 2008

DOI: 10.2478/v10058-008-0010-6

---

CITATIONS

21

READS

519

1 author:



[Elena P. Kameneva](#)

National Academy of Sciences of Ukraine

57 PUBLICATIONS 454 CITATIONS

[SEE PROFILE](#)

Some of the authors of this publication are also working on these related projects:



Fauna Europaea [View project](#)



The True Fruit Flies (Diptera: Tephritidae) of Ukraine [View project](#)

UDC 595.773.4(292.4)

## NEW AND LITTLE-KNOWN ULIDIIDAE (DIPTERA, TEPHRITOIDEA) FROM EUROPE

E. P. Kameneva

Schmalhausen Institute of Zoology, NAS of Ukraine,  
Bogdan Chmielnicki str., 15, Kyiv, 01601 Ukraine  
E-mail: seioptera@yandex.ru

Accepted 4 August 2008

**New and Little-Known Ulidiidae (Diptera, Tephritoidea) from Europe. Kameneva E. P.** – Improved keys to European species of *Tetanops* and *Ulidia* are provided. The shape of projections of the phallus glans is found to be essential to distinguish species in the genus *Ulidia*. *Ulidia erythrophthalma* (Meigen, 1826), *U. albidipennis* Loew, 1845, *U. nigripennis* Loew, 1845, *U. parallela* Loew, 1845 and *U. atrata* Loew, 1868 are shown to be separate species and redescribed with the use of genitalic characters. The following synonymy is established: *Homalocephala albitarsis* Zetterstedt, 1838 = *Ortalis diopsides* Walker, 1849, syn. n. = *Ortalis costalis* Walker, 1849, syn. n. *Homalocephala apicalis* (Wahlberg, 1838) = *Psairoptera biseta* Frey, 1909, syn. n. = *Psairoptera similis* Cresson, 1924, syn. n.; *Homalocephala mamaevi* Krivosheina et Krivosheina, 1995 is recorded for the first time from Europe (Austria, Sweden). *Euxesta stigmatias* Loew, 1873 is recorded for the first time in the Palaearctic Region based on a single unintentionally introduced specimen from Bulgaria. New finds of other ulidiid species in European countries are listed. Several species previously known only from Europe are recorded from Asia.

**Key words:** Diptera, Ulidiidae, Europe, new synonymy, new records.

**Новые и малоизвестные Ulidiidae (Diptera, Tephritoidea) из Европы. Каменева Е. П.** – Приведены дополненные таблицы для определения европейских видов *Tetanops* и *Ulidia*. Обнаружено, что форма выростов гланса фаллуса является существенно важным признаком для различения видов рода *Ulidia*. Показано, что *Ulidia erythrophthalma* Meigen, 1826, *U. albidipennis* Loew, 1845, *U. nigripennis* Loew, 1845, *U. parallela* Loew, 1845 и *U. atrata* Loew, 1868 – отдельные виды; они переописаны с использованием генитальных признаков. Установлена синонимия: *Homalocephala albitarsis* Zetterstedt, 1838 = *Ortalis diopsides* Walker, 1849, syn. n. = *Ortalis costalis* Walker, 1849, syn. n. *Homalocephala apicalis* (Wahlberg, 1838) = *Psairoptera biseta* Frey, 1909, syn. n. = *Psairoptera similis* Cresson, 1924, syn. n. Впервые из Европы (Австрия и Швеция) отмечена *Homalocephala mamaevi* Krivosheina et Krivosheina, 1995. Из Болгарии впервые для Палеарктики отмечена *Euxesta stigmatias* Loew, 1873 на основании случайно завезенного единственного экземпляра. Перечислены новые находки других видов улидий из стран Европы. Для Азии впервые отмечен ряд видов, ранее известных только из Европы.

**Ключевые слова:** Diptera, Ulidiidae, Европа, новая синонимия, новые находки.

### Introduction

The picture-winged flies (Ulidiidae) is a widespread family that includes approximately 110 species in Europe (about 20% of the World fauna). The most diverse fauna is in southern regions of West and Central Europe and in the Mediterranean region (Kameneva, Greve, 2004).

In 1998–2008, while preparing and improving the checklist of European Ulidiidae (Kameneva, Greve, 2004) a vast additional material from many countries of Europe was examined. Comparison of the distributional data against the material deposited in collections added a few new data based on the material listed below. This is the second article in the series of publications on the ulidiid fauna of Europe. The first paper (Kameneva, 2007) considered species of the genus *Herina* Robineau-Desvoidy, whereas the third (Kameneva, in prep.) will concern the genus *Otitus* Latreille.

The genus *Ulidia* Meigen, 1826 was found to include several species indistinguishable from external characters alone, but differing by the structure of male genitalia (phallus glans). Use of these characters has resulted in improvements in the key to European species.

## Material and methods

The specimens listed in this paper are deposited in the following institutions (ordered alphabetically by the abbreviations):

American Museum of Natural History, New York City, U.S.A. (AMNH); Academy of Natural Sciences, Philadelphia's Natural History Museum, U.S.A. (ANSP); Natural History Museum, London, U.K. (BMNH); German Entomological Institute (Deutsches Entomologisches Institut), Müncheberg, Germany (DEI); Museum of Natural History (Muséum d'histoire naturelle), Genève, Switzerland (MHNG); Museum of Natural History (Muséum d'histoire naturelle), Lille, France (MHNLille); Natural History Museum of Vienna, Austria (Naturhistorisches Museum Wien) (NHMW); National Museum of Natural History (Muséum National d'histoire naturelle), Paris, France (MNHN); National Museum, Prague, Czech Republic (NMP); Royal Belgian Institute of Natural History, Brussels, Belgium (RBINH); Naturalis, or Museum of Natural History in Leiden, the Netherlands (Rijksmuseum van Natuurlijke Historie) (RMNH); I.I.Schmalhausen Institute of Zoology, Kyiv, Ukraine (SIZK); State Museum of Natural History (Staatliches Museum für Naturkunde), Karlsruhe (SMNK); State Museum of Natural History (Staatliches Museum für Naturkunde), Stuttgart, Germany (SMNS); Tel Aviv University, Israel (TAU); National Museum of Natural History, Washington, D.C., U.S.A. (USNM); Alexander Koenig Research Museum (Forschungsmuseum Alexander Koenig), Bonn, Germany (ZFIB); Museum of Natural History of the Humboldt University in Berlin, Germany (Museum für Naturkunde der Humboldt-Universität zu Berlin) (ZMHB); Zoological Museum University of Copenhagen (Zoologisk Museum, Universitets Copenhagen), Denmark (ZMUC); Zoological Museum, University of Helsinki, Finland (ZMUH); Museum of Zoology, Lund University, Sweden (ZIL); Zoological Museum of Russian Academy of Sciences, St. Petersburg (ZISP); Zoological Museum of M. V. Lomonosov University, Moscow, Russia (ZMUM); Zoologische Staatssammlung, München, Germany (ZSSM).

Morphological terminology generally follows J. F. McAlpine (1981).

Taxa are listed according to the classification proposed by Kameneva and Korneyev (2006); genera and species within each tribe are listed alphabetically.

Labels of type specimens are quoted verbatim. The slash character (/) is used to separate lines. The non-type material is arranged alphabetically by country names, then from the West to the East and from the North to the South within each country, and finally by the year, month and day of collecting; the collector(s) name(s) and the abbreviation of depositary follows the list only once if repeated.

Series of photos were taken directly from a dissecting or compound microscope with Nikon 5200 digital camera and then composed with the use of CombineZM software (Hadley, 2007).

## Subfamily Otitinae

### Tribe Otitini

#### *Ceroxys baneai* Gheorghiu, 1994

No material was available.

**Notes.** Possibly a synonym of *C. urticae* (Linnaeus) based on melanistic specimens from Romania.

#### *Ceroxys cinifera* Loew, 1846

**Material examined.** **Russia:** "Sarepta" [Volgograd], ♂ (DEI); **Ukraine:** Kherson Region: The Black Sea Natural Reserve, Ivanivka cordon", 2.07.1985 (V. Korneyev) (SIZK).

**Notes.** The material from Ukraine was recently recorded by Kameneva (2002 c) in connection with general distribution of this species.

#### *Ceroxys fraudulosa* Loew, 1864

Loew (1864): Bulgaria; Rondani (1869); Rivosecchi (1995): Italy.

**Material examined.** **Greece:** Axios River near Axiopolis, 40°59,298'N, 22°33,299'E, h = 30 m, swept from reed, 4.06.2002, ♀ (Kameneva) (SIZK); Loutra – Langadas, oestl. Saloniki, 4.05.1942, ♀ (Babiy) (ZSSM).

**Notes.** According to Rivosecchi (1995), rather common in mainland Italy, from Venice to Campania, and also in Sicily. First record from Greece.

#### *Ceroxys hortulana* (Rossi, 1790)

Jarozewski (1880): Ukraine ("Kharkov and vicinity", as "*Ceroxys hyalinata* Panzer").

**Material examined.** **Bosnia:** "oriental.", 1895, ♂ (Mik); Kupres, ♂ (NHMW); **Croatia:** "Kroatien", with number 19034, ♂ (Becker), and label "*Ceroxys / hyalinata / J. Panzer*" (Becker det.);

“Dalmatien”, with numbers 22984, 22985, 22987, 22990, 22993, 22995, 25.05.[year?], 3 ♂, 3 ♀ (Becker) (ZMHB); **France**: “Korsika / 54680. V”, 2 ♂ (Becker) (ZMHB); **Romania**: “Orsova / V. 37600” (Becker) (ZMHB); **Moldova**: Ceobruți [46°36'N, 39°41'E], 2.04.1918, ♂ (Paramonov) (SIZK); **Ukraine**: Cherkasy Region: mouth of Ros' River, 9.04.1988, ♂ (Zrazhevsky); “manast. Korsunskij, cursus inf. fl. Dniepr”, 15.10.1930, ♂ (S. Medvedev); Kirovograd Region: “Znamenka, distr. Alexandria”, 11.04.1927, ♀ (Paramonov); Mykolaiv Region: Chichikleya River, near Veselinovo, 15.08.1991, 2 ♂ (V. Korneyev); Kherson Region, Yagorlyk Bay shore nr. Ivanivka, 2.07.1985, ♀ (V. Korneyev); Kyiv Region: Shandra (as “Шандоровка”), 12.05.1922, ♀ [Paramonov] (SIZK); Odessa Region: Belgorod-Dnestrovsky (as “Belgrad Bessarab.”), 6.08.1937, 2 ♀ (Götz) (SMNS); “Valegotsulovo, d. Balta, g. Odessa”, 17.05.1925, ♂; “Ananjev prope Odessa”, 20.07.1932, ♀ (Paramonov); Kuchurgan [46°44'N, 29°58'E], 10.04.1919, 14 ♂, 4 ♀; Yasski, [46°30'N, 30°05'E], 11.01[sic!].1921, ♀ [Paramonov]; Zaporizha Region: Vodyanoye, sands [47°29'N, 34°29'E], 25.09.1930, 2 ♂ (S. Medvedev); Krul'man River below Kamenskoye, [47°32'N, 35°20'E], 30.09.1992, ♀ (V. Korneyev); Altahir near Melitopol, 4.06.1977, ♂ (Djafarov) (SIZK).

**Notes.** First record from Bosnia.

### *Ceroxys munda* (Loew, 1868)

Hennig (1939): European Russia (Rostov and Volgograd Regions); Ukraine; Kazakhstan; China (Xingjian).

**Material examined.** **Ukraine**: Vinnytsya Region: Popelyukhy, 7.07.1930, ♀ (Pasyuchnyk); Kyiv Region: Boyarka, 10.06.1928, ♂; Malyutinka, 14, 19.06.1927, 2 ♀ (Panocini); Kyiv: Kyrylivskiy Hay, 11.06.2003, 2 ♀ (V. Korneyev); Baykove Cemetery, 7.08.2003, ♂ (Verves); Cherkasy Region: Trakhtemyriv, 24.06.1987, ♀ (Verves); Kaniv, Natural Reserve, cesspool, 21.06.1961, 2 ♀; at pig farm, 22.06.1961, 2 ♀ (O. Viktorov); Kaniv Natural Reserve: 26.06.1985, ♀ (Verves); 28.06.1988, ♀ (Zrazhevsky); Tyasmyr River 45 km SE of Cherkasy, 5.07.1988, ♂ (Zrazhevsky); Poltava Region, Bugaevka, [49°23'N, 32°55'E], 18.06.1989, ♂ (Zrazhevsky); Odessa Region: Ananyev, 1, 4, 11–15, 19.06.1931, 6 ♂, 15 ♀ (Paramonov); Kherson Region: Askania Nova», 14.06.1927, 2 ♂, 3 ♀ (Charleman and Schepe); Zaporizha Region: Altahir near Melitopol, 4.06.1977, ♀ (Djafarov); Berdyansk (as “Osipenko”), 4.06.1940, 2 ♂ (Gulinov); Lugansk Region: Lugansk, 28.06.1929, 1 specimen (abdomen lost) (Talitsky) (SIZK); **Russia**: Rostov Region: Taganrog, 12.07.1923, ♂; 26.05.1921, ♀ (collector unknown) (SIZK).

### *Ceroxys urticae* (Linnaeus, 1758)

Jaroszewski (1877): Ukraine (“Kharkov and vicinity”); Hennig (1939): Sweden, Finland, England, France, Hungary, Italy, European Russia (Volgograd and Astrakhan Regions); Kazakhstan, Turkmenistan, China; Egypt.

**Material examined.** **Bosnia**: “oriental”, 1895, ♂ (Mik) (NHMW); **Romania**: Iasi Co., David Vy., 11 km W of Iasi, 60 m, 20–22.06.1980, ♀ (Hepper) (USNM); **Ukraine**: Odessa Region: Valegotsulovo, 26.05.1925, ♂; Ananjev, 4.06.1931, ♀ (Paramonov); Kuchurgan [46°44'N, 29°58'E], 12.08.1920, ♂; Odessa, 24.08.1918, ♀ [Paramonov]; Mykolayiv Region: Chichikleya River nr. Veselinovo, 15.08.1991, 4 ♂ (V. Korneyev); Kherson Region: the Black Sea Natural Biosphere Reserve, Solonoozerna area, 3.06.1981, ♂ (Rayevsky); Yagorlyk Gulf, shore near Ivanivka vill., 2.07.1985, ♀ (V. Korneyev); Donetsk Region: “Bezymennoje, sea shore”, ♀ (no date, no collector) (SIZK); **Russia**: Murmansk Region: Olenitsa nr. Kandalaksha, 12–14.08.1980, 6 ♂, 2 ♀ (Kameneva) (SIZK).

**Notes.** First record from Bosnia and North of European Russia.

### *Dorycera graminum graminum* (Fabricius, 1794)

Hennig (1939): France (Corsica incl.), Austria, Croatia, England, Italy, Portugal, Spain, Turkey (Asia Minor). Soós (1980): Hungary; Roháček (2006): Slovakia.

**Material examined.** **Austria**: “Wien”, ♂ (Schiner) (Mik det.) (NHMW); **Germany**: “Scatoph. gr. Fb. German.”, “Coll. Wiedem.”, ♂ (collector unknown) (NHMW); **Hungary**: “Ungarische Flugsandstegg” [Hungarian sand dune belt], ♂ (Sáló) (SMNS); **France**: Hautes-Alpes, 1 km NW Upaix, 25.05.2002, ♀ (Tschorsnig) (SMNS); **Spain**: “Arragonia / Albarrazin”, 23.05.1925, ♂; 27. 05.1925, 2 ♀; 10.06.1925, ♀ (collector unknown) (SIZK); **Croatia**: Rovinj, 4.06.1961, ♀ (ZFIB); “Dalmatien / Alte Sammlung”, 4 ♀ (collector unknown) (Schiner det.) (NHMW).

**Notes.** This species is listed in the German and Polish Checklists of Diptera (Martinek, 1999: 169; Nowakowski, 1991: 174) without further details; so far, I have not seen any specimens from Poland and consider this record unsubstantiated. The male from Wiedemann's collection is the only known German specimen.

### *Dorycera hybrida* Loew, 1862

Hennig (1939): Bulgaria (terra typica: Varna), Greece Mainland and Crete, France, Turkey (European Part), Ukraine (North of Odessa); Lebanon.

**Material examined. Non-type. Greece:** “Lassethe [Lassiti?] Plain, Crete, circa 2.820 ft. 1904”, “Miss D.M.A.Bate, 1905–25”, “Coll. Hendel”, ♂, ♀ (NHMW). **Ukraine:** Odessa Region, Velykodolynske [46°19' N 30°34' E], 3.05.1986, 2 ♂; ♀ (Korneyev) (SIZK). **Lebanon:** “Beyrouth”, “Coll. Hendel”, 2 ♀, ♂ (NHMW).

**Notes.** Some specimens from Loew's collection (ZMHB) labelled as “Varna” were possibly collected in Turkey, as they are marked with the colour labels, which refer to Asia Minor coast of the Black Sea, where Loew also collected (Korneyev, pers. comm.). The Bulgarian record (and terra typica!) needs no further confirmation, as it lies within the area of confirmed distribution of this species. Material with cyrillic label from “Krupaz, Gouv. Charkow [Ukraine] oder Kursk [Russia]” mentioned by Hennig (1939) has not been located so far, and the record from Russia is therefore unsubstantiated.

### *Meliera acuticornis* (Loew, 1854)

Loew, 1854 (*Ortalis*). Jaroszewski (1877): Ukraine (“Kharkov and vicinity”, as “*Ceroxys acuticornis*”).

**Material examined. Type.** Syntypes *Ortalis acuticornis*: [**Hungary?**:] “Ungarn / v. Friv.”, “Coll. / H. Loew”, 2 ♀ (ZMHB), with labels: “Type [red label]” and “Syntypus / des. Kameneva”. **Non-type. Austria:** Wien, “Coll. / H. Loew”, ♂ with labels: “Type [red label]” and “acuti / cornis / Lw.” (Schiner) (ZMHB) [not a type of *O. acuticornis*]; **Croatia:** “Dalmatien / 30077”, “Sammlung / Dr. Th. Becker”, ♂ with labels: “Type [red label]” and “obscuricornis Beck.”, “*Meliera acuticornis* Loew / nicht Typus von obscuricotnis / Beck. (Typus sammte / aus Tibet!)” (ZMHB) [not a type of *M. obscuricornis*]; **Hungary:** “Ungarn / 53201”, “Sammlung / Dr. Th. Becker”, ♀; Budapest / 40788”, “Sammlung / Dr. Th. Becker ♀ (ZMHB); **Italy:** “Sicilien”, “Coll. / H. Loew”, ♀, with labels: “Type” [red label], “*Ortalis / bifasciata / Lw.*”, “nicht Typus von / Tepronota bifasciata / son vorn eine / *Meliera*-Art!” [Hennig's remark]; [Fasedo], “20”, “Coll. / H. Loew ♀ (ZMHB); **Poland:** “Breslau / 7.05” [Wroclaw] “Coll. H. Loew” ♂ (ZMHB); **Romania:** “Bázias, Banat, Holtz”, “S. Ungarn / 61567. V.”, “Sammlung / Dr. Th. Becker ♂ (ZMHB); **Russia:** Volgograd: “Sarepta / Becker”, “Coll. / H. Loew”, ♂; “Sarepta / Christoph”, “Coll. / H. Loew”, ♂; “Sarepta / Christoph”, “Coll. / H. Loew” ♂, ♀ (ZMHB) [all these specimens from Sarepta also bear red labels “Type”, and the latter two also Loew's handwriting “*Ortalis / acuticornis / m.*”, but none of them actually is a type specimen]; “Sarepta”, “Coll. / H. Loew”, ♂, “varie / tas”; “Sarepta / 36628”, “Sammlung / Dr. Th. Becker” ♂, 2 ♀; “Orenburg / 58043. VI.”, “Sammlung / Dr. Th. Becker”, 2 ♂ (ZMHB); **Ukraine:** Kherson Region: Yagorlyk Gulf, shore near Ivanivka vill., 2.07.1985, ♀ (Korneyev); Askania-Nova, 14, 27.06.1927, ♂, 3 ♀ (Charleman, Schepe) (SIZK); Odessa, 1893, ♂ (Horvath) (NHMW).

**Notes.** First record from Italy (Sicily).

### *Meliera cana* Loew, 1858

Karpa et al. (2005): Latvia.

**Material examined. Type.** Syntype ♂: [**Italy:**] “Friuli-Venezia Giulia, Zaule” [Zante prope Tergestum = Aquilina nr. Trieste], “Coll. / H. Loew”, “Type” [red label], “*Ortalis / cana / Lw.*”, “Syntypus” [red label] (ZMHB). **Non-type. Austria:** “Mont. / Majgen / Stiria”, ♂ (Mann) (NHMW); **Italy:** Venezia, Valle morosina, 3.06.1932, ♂ (Gridelli) (ZMHB); **Greece:** Paralia near Epanomi, 23,1 km S of Thessaloniki, 40°24,699'N, 22°53,383'E, sea shore, h = 0 m, 29.05.2002, 3 ♂ (Kameneva, V. Korneyev, S. Korneyev) (SIZK); **Moldova:** Comrat, 6.06.1988, 17 ♂, 14 ♀ (V. Korneyev) (SIZK); **Romania:** “Transylvania, Siebenbürgen”, “7. 39092”, “Sammlung / Dr. Th. Becker”, 5 ♂, 6 ♀ (ZMHB); Histria, Salicornia, 10.06.1973, ♀ (Zwölfer) (SMNS); **Russia:** Orenburg Region, “Tolstinskij Distr. Troitsk, prov. Ural”, 20–28.07.1926, ♀ (Argyropulo) (ZMUM); Volgograd, “Sarepta”, “Coll. / H. Loew”, 2 ♀ (Becker) (ZMHB); “Sarepta / 33587” and “Sarepta / 30327”, “Sammlung / Dr. Th. Becker”, ♂, ♀, with red label “Typus” and “sareptae / Beck.” (ZMHB); **Spain:** Pr. Zaragoza, Pina de Ebro, 15 km W Trockental, 19.05.1992, 2 ♀ (Osten) (SMNS); **Ukraine:** Kherson Region, Yagorlyk Bay shore nr. Ivanivka, 2.07.1985, ♂ (V. Korneyev); the Black Sea Natural Biosphere Reserve, Ivano-Rybalche area, 7.08.1985, ♂, ♀ (Kameneva); Donetsk Region: sea shore nr. Bezimennoye [47°06'N 37°55'E] (no date, no collector's name); Crimea: Theodosia, 19.05.1989, 3 ♂, 2 ♀ (Bilashivsky) (SIZK).

**Notes.** First record from Romania. The name “sareptae” is an unpublished manuscript name.

### *Meliera crassipennis* (Fabricius, 1794)

Jaroszewski (1877): Ukraine (“Kharkov Gouvern.”, as “*Ceroxys crassipennis*”)

**Material examined. Belarus:** “Lithuania / Minsk”, 1909, 2 ♀ (NHMW); **Russia:** “Sarepta / 33581”, “Sammlung / Dr. Th. Becker”, ♂, 2 ♀ (ZSSM) (as “*Meliera etrusca Rondani*”, Becker det.); Moscow Region: Moskva River nr. Tuchkovo, 7–9.07.1983, 2 ♂ (A. Rasnitsyn) (SIZK); **Ukraine:** Zhytomyr Region: Zhytomyr, 19.08.1922, ♂ (Prozhyga); Glezno [49°58'N 27°51'E] 2.07.1926, ♂ (Gensicky); Vyshevichy, Radomyshl Distr. [50°38'N 29°24'E] 16–17.06.1917, 3 ♂ [Paramonov?]; Kyiv Region: Kontshazpa near Kyiv, 15.06.1991, 2 ♂, ♀ (V. Korneyev), Khodosievka, meadow, 16.07.1985, ♂, 2 ♀ (V. Korneyev);

Vasytkiv Distr.: Zvonkovaya, 22.06.1925, ♂ [Paramonov?]; Cherkasy Region: Trakhtemyriv 30 km N of Kaniv [49°29'N 31°20'E], 4.07.1988, ♀ (Zrazhevsky); Tubiltsi 20 km SE of Kaniv, 19.06.1988, ♀ (Zrazhevsky); Krapivna [49°38'N 32°09'E], swampy meadow, 16.06.1988, ♀ (Zrazhevsky); Poltava Region: “Chatki, distr Poltava.” 28.07.1926, ♂, 2 ♀ (Kistiakovsky); Dnepropetrovsk Region: Sinelnikovo, 15.06.1930, ♀ (Talitsky) (SIZK).

**Notes.** First record from Belarus. The specimens from Sarepta certainly do not belong to “*M. etrusca*”, which is the junior synonym of *M. omissa* (Meigen) (see below).

### *Meliera nana* (Loew, 1873)

**Material examined. Type.** Holotype ♀: Spain: “Spanien”, “Coll. / H. Loew”, “Type” [red label], “na- / nus / Lw.” (ZMHB).

**Notes.** This species is still known from the holotype only.

### *Meliera nigratarsis* Becker, 1903

**Material examined. Ukraine:** Zaporizha Region: Berdyansk, 08.1954, ♀ (no collector); Donetsk Region: “Bezymennoje, sea shore”, ♀ (no collector) (SIZK).

**Notes.** First record from Ukraine. Additional non-European specimens have been examined in this study, among them, a syntype from Egypt and a non-type specimen from Kaschgar (Western China: Xingjian) (ZMHB) and Shadegan (Iran: Khuzistan) (SMNS).

### *Meliera omissa* (Meigen, 1826)

Jaroszewski (1877): Ukraine (“Kharkov and vicinity”, as “*Ceroxys omissa*”). — *Meliera etrusca* Rondani, 1869; Soós (1983): synonymy.

**Material examined. Greece:** Apollonia, 40°39,036'N, 23°29,667'E, relict forest at Volvi Lake, h = 60 m, 30.05.2002, ♀ (Kameneva, V. Korneyev, S. Korneyev) (SIZK); **Latvia:** Randu, 12.06.1990, 28.06.1994, ♂, 2 ♀ (Karpa) (SIZK); **Moldova:** Cimişeni nr. Vadul-lui-Vode, 22.07.1988, 2 ♀ (V. Korneyev) (SIZK); **Ukraine:** Cherkasy Region: Trakhtemyriv 30 km N of Kaniv [49°29'N 31°20'E], 20.06.1980, ♂; Kaniv, 20.06.1980, ♀ (Verves); Kherson Region, Yagorlyk Bay shore nr. Ivanivka, 2.07.1985, ♂ (V. Korneyev) (SIZK).

**Notes.** First records from Greece and Moldova.

### *Meliera parmensis* Rondani, 1869

**Material examined. France:** [Basses Alpes Frankreich] “Digne VI / 56106”, ♂ (ZMHB); **Germany:** Baden-Württemberg, “Innufer bei Nussdorf”, 30.06.1917, ♂, idem, 14.07.1917, 9 specimens, idem, 2.08.1919, 18 specimens (collector unknown) (SMNS); Thüringen: “Artern, P. — Sach.[sen], 13.06.1915 3 ♂, 2 ♀ (ZMHB); **Austria:** Innsbruck, 14.06 “8 943” [Becker’s manuscript catalogue of collection: “Uper / zun / Anhoem” (???)], 6 ♂, 2 ♀ (Becker) (ZMHB); Salzburg, 20.06.1885, 12 ♂, 5 ♀ (Mik) (MLUH), idem, same data, 2 ♂, ♀ (ZMHB); **Switzerland:** Allondon, 20.09.1974, 4 specimens (Tournier) (RBINH); **Italy:** “Bozen” [= Bolzano], 10.06.1914, 8 specimens (SMNS), idem, 13.06.1915, 4 ♂, 4 ♀ (Duda) (ZMHB); Sondrio, 1.05.1898, 2 ♂, ♀ (Becker) (ZMHB).

**Notes.** B. Merz (1996) recorded *M. parmensis* from France and Switzerland (as *Hypochra parmensis*). For general distribution (including Transcaucasia and Central Asia) and taxonomic remarks see E. P. Kameneva (1997). It was recorded from Germany by Dunk (1996) and included into the “Katalog der Dipteren Bayerns” (Schacht, 2007) based on that publication. Here, two additional occurrences, from Baden-Württemberg and Thüringen, are recorded.

### *Meliera picta* (Meigen, 1826)

**Material examined. Austria:** “Austria / Coll. Egger”, ♂ (NHMW); **Bulgaria:** Kiten, 42°14'N / 27°48'E, 17.07.1987, 3 ♂ (Bartak) (ZSSM); **Croatia:** “Dalm., Ins. Arbe / Sta, Eufemia”, 2.07.1934, ♀ (Zerny); **France:** “Paris / Fairm.”, “Coll. H. Loew”, ♂ (ZMHB); Languedoc-Roussillon: Aude, Etang de Gruissan S of Narbonne, 0 m, 7—10.06.1980, ♂ (Schacht) (ZSSM); **Germany:** Halle, “2752”, 2 ♂ (Erichson) (ZMHB); **Italy:** Zaule, “Coll. / H. Loew”, ♂, 06.1858 (ZMHB); **Moldova:** Comrat, 6.06.1988, ♂ (Kameneva); Ialpujeli River nr. Comrat, 12.07.1988, ♂, 3 ♀; Borotani, 6.06.1988, 4 ♂, 4 ♀; Taraklia, 5 ♂ (Korneyev) (SIZK); **Romania:** “Moldavie / vall. du Berlad”, ♀ (Montandon) (NHMW); idem, 2 specimens (DEI); **Russia:** “Sarepta / Christoph”, “Coll. / H. Loew”, 4 ♂ (ZMHB); **Ukraine:** “Podolien, Krywczow kr. Borszczow” [Krivche nr. Borschiv], 5.05—15.06.1936, ♀ (Toll) (ZMHB); Mykolaiv Region: Elanets Distr., Kalinovka, 22.06.1984, 2 ♂ (Karachevskaya); Chichikleya River nr. Veselinovo, 15.08.1991, ♂; Kherson Region: the Black Sea Natural Biosphere Reserve, Ivano-Rybalche area, 7.08.1985, 2 ♂ (V. Korneyev); Crimea: Theodosia, 19.05.1989, 6 ♂, 9 ♀ (Bilashivsky) (SIZK).



**Notes.** First record from Bulgaria. Widespread throughout the Palaearctic Region to Alaska and Canada (Nearctic).

### *Meliera unicolor* Loew, 1854

**Material examined.** Type. Holotype: ♂: “Ungarn / v. Friv. ”, “Coll. / H. Loew”, “Type” [red label], “uni- / color / Lw. ”, “Ortalis / unicolor / m. ” (ZMHB). Non-type. **Spain:** C. B. Estartit, 9.05.1973, ♂ (Harde) (SMNS); **Italy:** Sicily, 1858, ♀ (Mann) (NHMW).

**Notes.** Type locality (“Ungarn”) at the time of description also included western Romania and a small part of Serbia. This record might belong to anyone of them. Soós (1980) did not mention it. This species was recorded for the first time from Spain based on material listed above (Carles-Tolrá, Kameneva, 2008). First record from Italy (Sicily).

### *Tetanops* Fallén, 1820

Seven species are known in Europe. W. Hennig (1939) keyed 5 of them, except *T. psammophila* Loew and *T. corsicana* Becker, which he considered subspecies of *T. flavescens* Macquart. As the two latter taxa are found to occur sympatrically, further revision of their status is necessary. Here, meanwhile, they are treated as species.

The European species of *Tetanops* can be recognized with the following key modified from W. Hennig (1939).

#### Key to species of Palaearctic *Tetanops*

#### Таблица для определения палеарктических видов рода *Tetanops*

- |    |   |  |
|----|---|--|
| 1. | Wing entirely hyaline, short (not exceeding abdominal apex in female); thorax and abdomen black, densely microtrichose, shiny black dotted. ....  | <i>T. (s. str.) laticeps</i> Loew            |
| —  | Wing at least with faint brown spot, long (far exceeding abdominal apex); abdomen yellow or black, shiny or microtrichose, but not dotted. ....   | 2.   |
| 2. | Two pairs of dorsocentral setae; frons and mesonotum uniformly gray microtrichose, non-dotted. ....   | 3.   |
| —  | Only one pair of dorsocentral setae; frons and mesonotum gray microtrichose, with numerous bare dots around setulae. ....   | 5.   |
| 3. | Abdomen with non-microtrichose areas yellow; male surstylus with 3—4 prensisetae. ....  | <i>T. (s. str.) corsicana</i> Becker         |
| —  | Abdomen with non-microtrichose areas dark brown to black. ....  | 4.   |
| 4. | Wing apex with entire brown apical band; male surstylus with 2 prensisetae. ....  | <i>T. (s. str.) flavescens</i> Macquart      |
| —  | Wing apex with 2 brown spots at $R_{2+3}$ and $R_{4+5}$ apices more or less separated by hyaline area; male surstylus with 5—8 prensisetae. ....  | <i>T. (s. str.) psammophila</i> Loew         |
| 5. | Parafacial smooth, entirely microtrichose; frons conspicuously protruding anteriorly, mostly gray microtrichose with numerous bare dots; wings with several faint brown spots, at least in pterostigma and at $R_{2+3}$ and $R_{4+5}$ apices; abdomen shining black, with gray microtrichia on some parts. .... | 6.   |
| —  | Parafacial wrinkled or pitted, shining in anterior half, frons only slightly protruding anteriorly, mostly shiny and bare; wing with one faint spot at radial fork, posterior to pterostigma; abdomen shiny black, non-tomentose. ....  | <i>T. (Eurycephalomyia) sintenisi</i> Becker |
| 6. | Frons without longitudinal bare vittae; eye wide oval, 0.75—0.80 times as long as wide. ....  | <i>T. (s. str.) myopina</i> Fallén           |
| —  | Frons with pair of bare vittae in anterior portion; eye narrow oval, 0.60—0.65 times as long as wide. ....  | <i>T. (s. str.) contarinii</i> Rondani       |

### *Tetanops contarinii* Rondani, 1869

Hennig (1939): Italy.

**Material examined. Non-type. Spain:** C. B. Estartid, 12.09.1973, ♀ (Harde) (SMNS); Pr. Sevilla: El Rompido b. Huelva: Ortsrand, Sanddune, 0—10 m, 17.09.1974, ♀; Camping “Catapum”, 50 m, 15—22.09.1974, ♂ (Amsel, Roesler) (SMNK).

**Notes.** This species was recorded for the first time from Spain based on material listed above (Carles-Tolrá, Kameneva, 2008).

### *Tetanops corsicana* Becker, 1909

Hennig (1939): France: Corsica and southern mainland; Italy: Sicily.

**Material examined. Type.** Holotype ♂: “Corsica / 39357”, “TYPUS” (ZMHB). **Non-type. Spain:** C. B. Estartid, 28.05.1974, ♂, 3 ♀ (Harde) (SMNS); Mallorca: Aleudia bantal, 28.05.—9.06.1956, 23 ♂, 12 ♀

(Bequaert) (RBINH); **France:** Bouches-du-Rhône, Salin de Giraud, 29.05.1995, ♂ (Merz, Eggenberger) (MHNG); [Languedoc-Roussillon:] St.-Cyprien, 12.06.1954, 2 ♂, 2 ♀ (Bequaert) (RBINH); **Tunisia:** Tabarca area, 7–18.05.1988, 3 ♂, ♀ (ZMUC).

**Notes.** The species was recorded for the first time from Spain based on material listed above (Carles-Tolrà, Kameneva, 2008). The specimen from Tunisia represents the first record beyond Europe.

All the males listed have non-tomentose parts of abdomen yellow, contrary to the black abdomen found in *T. flavescens* Macquart (and *T. psammophila* Loew). The coastal distribution of *T. corsicana* largely coincides with that of *T. flavescens* Macquart. Although its “subspecies” rank must be abandoned, the status of *T. corsicana* and *T. flavescens* need further revision to clarify the position of these previously synonymous species. For taxonomic comments on the new status of *T. corsicana* see L. Rivosecchi (1995).

### *Tetanops flavescens* Macquart, 1835

Syn.: *Tetanops impunctata* Loew, 1854; Rondani (1869).

**Material examined. Type.** Syntype *Tetanops impunctata*: **Switzerland:** “Zürich / Bremi”, “Coll. / H. Loew”, “Type”, ♂ (ZMHB). Non-type. **Portugal:** “Lusitan. Hffnsg” [= Portugal, Hoffmannsegg leg.], “2747”, “Type”, “impunctata / Loew\* / buccata N. ant.”, ♂; “T. Eryngii / Ldf. / Ztt. occ.”, “Coll. / H. Loew”, “Type”, 2 ♂, 2 ♀; “Terellia / eryngii / [unreadable: Dufour?], “impun / ctata / Lw.”, “Coll. / H. Loew”, “Type”, ♂, ♀ (ZMHB); “T. impunctata / det. Becker”, “T. Eryngii / Ztt. occ. 201”, 3 ♂, 3 ♀; **France:** “Provence / Frejns (Var)”, 9.06.1924, 3 ♀ (Zerny) (NHMW).

**Notes.** Type ♀ of *Tetanops flavescens* has not been located either in the collection of MNHN Paris or in MHN Lille (V. A. Korneyev, pers. comm.). J. P. M. Macquart (1835: 423) recorded its type locality as “environs de Paris”, but no additional material from Northern France is known to me. E. Séguy (1934: 54) lists Bayonne (Southern France, Atlantic coast), Lyon, “Switzerland” (after Pandellé, no further details) and Tanger (Morocco) as additional records of this species. According to B. Merz (1996: 410), the origin of the *T. impunctata* type from “Zürich” is dubious; it might simply indicate the origin of that specimen from Bremi’s collection, as he lived in Zurich. L. Rivosecchi (1995) redescribed this species (including male genitalia) based on specimens from Toscana (Italy) from Rondani’s collection, and B. Merz (1996) recorded it from Bouches-du-Rhône, and St. — Cyprien Plage (as “Plague”), the two localities, from which also *T. corsicana* is recorded above. The record from Bouches-du-Rhône is based, indeed, on a misidentified specimen of *T. corsicana* (B. Merz, pers. comm.).

All the specimens examined have non-tomentose parts of the abdomen black and without a bright yellow spot ventral to the eye margin, differing in that way from *T. corsicana*, as figured by L. Rivosecchi (1995).

### *Tetanops laticeps* Loew, 1868

**Material examined. Type.** ♀: **Russia:** “Sarepta / Christoph”, “Coll. / H. Loew”, “Type” [red label], “lati- / ceps / m.” (ZMHB). Non-type. **Non-European. Iran:** Khuzistan, Shadegan, 15–23.02.1936, ♀ (Richter, Schäufelle), (SMNS); **Turkmenistan:** Ashgabat, 22.04.1926, ♀ (Paramonov) (SIZK).

**Notes.** First records from Iran and Turkmenistan.

### *Tetanops myopina* Fallén, 1820

Jarozewski (1876): Ukraine (“Kharkov and vicinity”). Hennig (1939): Northern Russia (Leningrad Region; Karelia). Kabos, van Aartsen, 1984: the Netherlands.

**Material examined. Estonia:** “Dorpat” [= Tartu], 3.07.1886, 3 ♂, 3 ♀ (NHMW); **Ukraine:** Kyiv: “Zhukiv Khutir”, 30.05.1972, ♀ (Verves); Cherkasy Region: Kaniv, vicinity, Keleberda, 12.06.1986, 5 ♂ (Korneyev); Korobivka, 4.06.1989, ♀ (Zrazhevsky) (SIZK).

**Notes.** A common species in the sand dunes in all the countries along the North and Baltic Seas, and also along rivers and lakes, including Northern Ukraine. Dutch, Lithuanian and Russian records were omitted and must be added to the Fauna Europaea checklist.

### *Tetanops psammophila* Loew, 1862

**Material examined. Type.** ♂: **Bulgaria:** “Varna”, “Coll. / H. Loew”, “Type” [red label], “psammo- / phila / Lw.”; “Nesebar, diunite”, 31.09.1972, 2 ♂, 2 ♀ (Beschovsky); “Kam. Perla / Elymus”, 27.05.1973, 4 ♂, 3 ♀ (Beschovsky) (ZMHB).

**Notes.** For taxonomic comments see V. L. Beschovsky (1974).

### *Tetanops sintenisi* Becker, 1909

Hennig (1939): Russia (Yaroslavl; vicinity of St. Petersburg; Far East); Poland; Latvia; Ukraine (“Kurjach., Gouv. Charkov” = Kurjachivka, northern part of Lugansk Region); China; Lobanov (1972): European Russia (Ivanovo); Smit (2005): the Netherlands; Stuke, Merz (2006): Germany.



**Material examined.** Ukraine: Kyiv: “Prope Kyiv”, 16.06.1928, ♂ [Paramonov]; near Lysa Hora, 19.06.1989, ♀ (Korneyev) (SIZK).

**Notes.** This species belongs to the subgenus *Eurycephalomyia* Hendel, which includes one other species, *T. myopaeformis* (Röder) known to be a sugar-beet pest in the United States of America; the morphological differences between specimens from the New and Old World populations need further study.

### *Ulidiopsis mirabilis* Hennig, 1939

**Material examined.** Type. Holotype ♂: [Greece: ] “Saloniki / 26 303”, “HOLOTYPUS” [red label], “Ulidiopsis / mirabilis n. g. / n. sp. / det. Dr. W. Hennig 1939” (ZMHB). **Non-type. Non-European.** Turkey: Pozanti-Konya, Affyon, 13.05.1968, ♀ (Lindner) (SMNS); W Turkey: Miletus, nr Lake Bafa, saltmarsh, 28.04.1998, ♂ (Ackland) (MHNG).

**Notes.** This species was known from the holotype only. Here it is recorded, for the first time since description, from Asian Turkey.

## Tribe Cephalini

### *Cephalia rufipes* Meigen, 1826

Becker (1902): remark on the absence of types both in Paris and Vienna collection; Schiner (1864): Austria (Prater, the park on Danube islands in Vienna); Hennig (1939): France, Germany, Italy, Spain; Soós (1957): Hungary; Roháček (2006): Czech Republic (Bohemia), Slovakia; van Aartsen, Beuk (2002): Netherlands; *Myrmecomomyia rufipes*: Séguéy (1934). — *Cephalia nigripes* Meigen, 1826; Séguéy (1934): as “variation” of *rufipes*.

**Material examined.** Type. Syntype (?) ♀ *Cephalia rufipes* “Meigen \ 24[6?]0” [paper circle], “2247”, “Cephalia / rufipes” [old paper rectangle, ink handwriting] (MNHNP). Syntype ♀ *Cephalia nigripes* [Germany:] “Aachen”, “Alte Sammlung”, “Cephalia / nigripes / M. / v. 29 / 7 A” [paper square, ink handwriting] [Bamhauer] (NHMW). **Non-type.** Austria: “Austria / coll. Egger”, ♂, ♀ “rufipes // det. Schiner”; “Schin. 1869” ♀; “Alte Sammlung”, 19 specimens (*C. rufipes* det. Schiner and Hendel) (NHMW); Wien. 08.1861, “coll. H. Loew”, ♂; “Austria, Brauer”, “coll. H. Loew”, ♀ (ZMHB); France: Rambuiett, 4.07.1900, ♂, 2.07.1946, ♀ (RBINH); “Cephalia // rufipes // Lyon”, “rufipes // coll. Winthem”, ♀ (NHMW); Pyrenées-Orientales, 610m, Can Baills, 10km SW Thuir, 42.34N/02.39E, 8.06.2007, ♀ (Merz) (MHNG). France/Spain(?): “Pyrenaei Keitel”, “6626”, ♀ (“rufipes / Meig.”) (ZMHB); Germany: Karlsruhe, 30.07.72, ♀ (Stritt) (SMNK); Spain: Pr. Cadiz, Hozgarganta-Tal bei Jimena 200m, 17.07.1979, ♀ (Schacht) (ZSSM); Pr. Salamanca, Villar de Ciervo, Las Coronas, 18.06–8.07.1995, ♀ (Tschorsnig) (SMNS); Switzerland: “Basel Imhot / v. Roser Coll.”, 2 ♂, ♀ (“Myrmecomomyia rufipes Mg.” [det. Roser] (SMNS).

**Notes.** J. W. Meigen (1826: 294) wrote concerning the syntype females of *C. rufipes*: “Ich erhielt das Weibchen von Herrn Medizinalrath Klug in Berlin; ein anderes schifte Dr. Megerle v. Mühlfeld als österreich. Produkt”. The female in Meigen’s collection (MNHNP) placed under *C. rufipes* (No. 2247) does not fit the original description of that species; it has a uniformly black mesonotum, and Becker (1902) noted that it has entirely black legs (like in “*nigripes*”), but determined it as a female *C. nigripes* type specimen, which is obviously an error. The holotype female of *C. nigripes* (Meigen, 1826: “Herr Baumhauer fing das Weibchen im August am Lustberge bei Aachen”) is in NHMW collection, but the only difference from the original data is the month of collecting. The specimen from Lyon (Winthem’s coll., NHMW) clearly has nothing to do with the original syntypes.

## Tribe Myennidini

### *Callopietromyia annulipes* (Loew, 1873)

Kameneva, Korneyev (2006): Canada, USA; Merz (2008): Switzerland; Merz, van Gysegem (2008): Germany.

**Notes.** This species is widespread in the Nearctic Region and was unintentionally introduced to Europe recently.

### *Myennis octopunctata* (Coquebert, 1798)

*Musca octopunctata* Coquebert, 1798; Coquebert (1804); *Myennis octopunctata*: Séguéy (1934): France mainland; Hennig (1939): England, France (Corsica), Germany, Italy, Poland, Romania, European Russia (Sarepta), Ukraine (records from Middle Asia and Far East Russia partly belong to other species); Soós (1957): Hungary, Transpolar Russia (Franz-Josef Land), Turkey (Asia Minor: Konia); Merz (1996): Switzerland; Roháček (2006): Czech Republic, Slovakia; Krivosheina, Krivosheina (1997): European Kazakhstan (right bank of the Ural); European Russia: Central (Moscow); Asian Russia: West Siberia, Tyva; van Aartsen, Beuk (2002): Netherlands; Carles-Tolrà, Baez (2002): Andorra, Spain. — *Scatophaga fasciata*

Fabricius, 1805; *Ortalis fasciata*: Macquart (1835); *Myennis fasciata*: Schiner (1864): Austria; Séguy (1934). — *Myennis fasciata* Robineau-Desvoidy, 1830.

**Material examined. Type.** Possible syntype [sex?] of both *Musca octopunctata* and *Scatophaga fasciata*: [France:] “Gallia” [paper piece of irregular shape; handwriting hardly readable; 2 wings on a piece of carton] (ZMUC). **Non-type. France:** Corsica: Ajaccio, 06.1899, 4 ♀ (MTD); **Greece:** Apollonia, 40°39,036'N, 23°29,667'E, relict forest at Volvi Lake, h = 60 m, on fallen poplar, 30.05.2002, ♂, ♀; Ioanina, 39°41,296'N, 20°50,319'E, h = 450 m, 12.06.2002, 5 ♂, 33 ♀ (Kameneva, V. Korneyev, S. Korneyev) (SIZK); **Russia:** Orenburg, woods in the flood plain of the Ural River, 2.06.1985, 7 ♂, 6 ♀ (Ermolenko); Rostov Region: Taganrog, 26.05.1928, 2 ♂ (collector's name unreadable) (SIZK); **Switzerland:** Chamcy near Geneva, 25.07.2004, 10 ♀ (Kameneva) (SIZK); **Ukraine:** Kyiv: Lysa Hora [50°23'50"N 30°33'16"E], 4.07.2000, 10 ♂, 10 ♀ (V. Korneyev, Kameneva); Kyrylivs'kyi Hay [50°28'39"N 30°28'21"E], 11.06.2003, 11 ♀, 27.06.2003, ♂, ♀ (V. Korneyev, Kameneva); Lukyanivka [50°28'09"N 30°28'22"E], 28.06.1995, ♀ (S. Korneyev); Hydropark [50°26'36"N 30°34'47"E], on poplar and willow logs, 2.06.2007, ♂, ♀ (V. Korneyev) (SIZK); Kyiv Region: Irpin [50°31'40"N 30°15'54"E], 9.06.1996, 2 ♀ (V. Korneyev); Bilychi-Irpin [50°29'06"N 30°19'30"E], 31.05.2003, 4 ♂, 4 ♀, 25.07.2003, ♂, ♀ (V. Korneyev); Crimea: Karadagh, 22.06.2.07.1929, 5 ♂, 4 ♀ (S. P.[aramonov]) (SIZK); **Non-European. Armenia:** “Eriwan, a. s.”, 8.06, 1.07.1924, 2 ♀ [Paramonov] (SIZK); **Israel:** Panyas, 14.06.1996, 5 ♂, 5 ♀ (Freidberg) (TAU); **Russia:** Primorskiy Kray, Kamenushka, 16.07.1984, ♂, ♀ (Shatalkin) (ZMUM).

**Notes.** The list of material on this species was omitted in the revision of the tribe Myennidini (Kameneva, Korneyev, 2006) and I place it here.

From the original diagnoses (Coquebert, 1798; 1804; Fabricius, 1805) it is obvious that Coquebert's series of *M. octopunctata* was examined by Fabricius, and Fabricius based his description of *S. fasciata* on Coquebert's specimens from “Gallia”. Hence, these specimens were syntypes of both nominal species, but only 2 wings remain in the Fabricius collection (ZMUC) belonging to one of those syntypes.

First record from Greece. The single record from Franz-Josef Land (Soós, 1957) is apparently based on unintentionally introduced specimens.

### *Pseudotephritis corticalis* (Loew, 1873)

Kameneva, Korneyev (2006): synonymy and distribution.

**Notes.** Along with the record from Denmark (Borgersen, Greve, 1989) (omitted in Kameneva, Greve, 2004), it was recorded from Norway (Greve, 1997).

## Subfamily Ulidiinae

### Tribe Lipsanini

#### *Euxesta pechumani* Curran, 1938

*Euxesta nitidiventris* (misidentification): Hennig (1940): Italy. — *Euxesta pechumani* Curran: Zuska (1967): Slovakia; Soós (1980): Hungary; Kameneva (1992): Ukraine, Middle Asia; Rivosecchi (1995): Spain; Merz (1996): Switzerland. — *Euxesta stackelbergi* Krivosheina & Krivosheina, 1995. — *Euxesta freyi* Krivosheina & Krivosheina, 1997. Kameneva (2000): synonymy.

**Material examined. Type.** Holotype ♂: USA: “Bronx / New York City / 24 Aug. 1935 / L. L. Pechuman”, and paratype (allotype) ♀, with same labels except “26 Aug.” and “Euxesta / pechumani ♀ / Curran / Holotype” (red handwritten latest labels with the word “Holotype” on both [sic!] specimens) (AMNH). **Non-type. Bulgaria:** Pastra, near Rila, 850 m, 26.07–22.07.1998, ♂, ♀ (Achterberg, de Vries, Atanassova) (MHNG); **Greece:** Ioanina, 39°41,296'N, 20°50,319'E, h = 450 m, on a dead tree, 12.06.2002, 7 ♀ (Kameneva, V. Korneyev, S. Korneyev) (SIZK); **Ukraine:** Zaporizha Region: Berdyansk, 08.1954, ♀ [no collector] (SIZK); **Non-European. Russia:** North Caucasus: Northern Ossetia, 15 km N of Ardon, 18.07.1988, ♀ (Ozerov) (ZMUM); **Turkmenistan:** W Kopetdagh Range, Ay-Dere Ravin, 30.04.1981, ♂ (Ozerov) (ZMUM); **Israel:** Ramat Gan, 20.01.1978, 15 ♂, 17 ♀ (Kaplan); Tel Aviv, Savion, ex bark 16.09–7.10.1982», 11 ♂, 10 ♀ (Zvik) (TAU).

**Notes.** This species was unintentionally introduced with plant material from the USA to Europe during World War I before it was described. Later, it was recognized as a new species based on material reared from damaged elm trees in New York City (Curran, 1938). The first correct identification of European material was made by J. Zuska (1967). Later, N. P. Krivosheina and M. G. Krivosheina (1995) described 2 additional species also based on Palaearctic material; however, they were compared only with *E. nitidiventris* Loew, not with *E. pechumani*, which was shown to be a senior synonym (Kameneva, 2000). The species seems to be rather widespread in south-western areas of the Palaearctic Region, where elm trees are planted. In Greece, however, it was collected on a dead willow log. First records from Bulgaria and Greece.

#### *Euxesta stigmatias* Loew, 1873

Kameneva (2004): USA, Mexico, Central America, West Indies, Trinidad, South America.

**Material examined. Bulgaria:** Pastra, near Rila, 850 m, 11–31.05.1998, ♀ (Achterberg, de Vries, Atanassova) (MHNG).

**Notes.** Single specimen from Bulgaria was apparently unintentionally introduced with plant matter (palms, fruits, etc.).

## Tribe Sciopterini

### *Homalocephala albitarsis* Zetterstedt, 1838

*Homalocephala albitarsis* Zetterstedt, 1838, nec Hennig (1940); Andersson (1991): Finland, Germany, Norway, Poland, European Russia, Sweden; type data, identity, synonymy; Krivosheina, Krivosheina (1995): European Russia (Vologda, Kostroma), Asian Russia (Buryatia, Amur Region); Rotheray, Robertson (1998): Great Britain (England, Scotland); Greve, Nielsen (2001): Norway. — *Psairoptera bipunctata* Loew, 1854; *Homalocephala bipunctata*: Hennig (1940): Poland; Steyskal (1965): USA (Oregon), Canada; Belcari et al. (1995): Northern Italy. — *Ortalis? diopsides* Walker, 1849, **syn. n.**; *Homalocephala diopsides* (as synonym of *H. bipunctata*): Steyskal (1965); Cole (1969). — *Ortalis? costalis* Walker, 1849, **syn. n.**; *Scioptera costalis*: Steyskal (1965).

**Material examined. Type.** Holotype ♀ *Ortalis diopsides*: [Canada: Ontario]: “Huds.[ons] Bay” (handwritten on white circle), “St. Martin’s Falls” [“Albany River”]; “Type” (printed on green-bordered circle), “One of Walkers / series so named [printed] / EAW [handwritten]”, “Holotype” (printed on red-bordered circle), “Holotype *Homalocephala diopsides* Walker verified by J.E.Chainey, 2002” (BMNH). Holotype ♂ [sic!] *Ortalis costalis*: [Canada: Ontario]: “St. Martin’s Falls” [“Albany River”], “One of Walkers / series so named [printed] / EAW [handwritten]”, “*Homalocephala* det. J.F.Malloch”, “Holotype” (printed on red-bordered circle), “Holotype *Ortalis costalis* Walker verified by J.E.Chainey, 2002” (BMNH). **Non-type. Germany:** “Berlin”, “*Homalocephala bipunctata*”, ♂ (?), ♀ (DEI); *Psairoptera bipunctata* [sex?]: Poland: “Tatra / 1.8.69”, “Coll. / H. Loew”, “Typus” [red label], “bipun / ctata / Lw.”, “*Psairoptera* / Wahlb.” (ZMHB). **European Russia:** Moscow Region: Golitsyno, 20.06.1981, ♀ (Shatalkin) (ZMUM); Sweden: “Gellivara [= Gallivare] 435557”, ♂ (ZMHB). **Non-European: Russia:** Tyumen Region: Labytnagi Near Salekhard, 6.07.1973, ♀ (“*Homalocephala bipunctata* Lw. Stackelberg det.”), 4.09.1978, ♂, ♀ (Sychevskaya) (“*Homalocephala bipunctata* Lw.Sychevskaja det.”) (ZISP); Far East: Amur Region: Zeya, 3006, 2, 15.07.1981, 3 ♂ (Shatalkin); Primorskiy Krai: Kamenushka 32 km SE of Ussuriysk, 24.07.1986, ♂ (Antropov); Kedrovaya Pad’ Nature Reserve, 22.08, 27.09.1980, 2 ♂, ♀ (Shatalkin) (ZMUM).

**Notes.** Both holotypes of *O. diopsides* and *O. costalis* are found to belong to the same series and to be certainly conspecific, though the latter is in poor condition: the head is missing, and the mesonotum is almost entirely destroyed by the overly large pin on which it was mounted. Examination of the holotype of *O. diopsides* confirms its conspecificity with the lectotype of *H. albitarsis* as redescribed by Andersson (1991), and I therefore synonymize these names.

The specimen labelled as a “type” of *Psairoptera bipunctata* in ZMHB was collected 15 years after the species was described, and obviously is the specimen H. Loew substituted for the missing type from “Posen” [= Poznan], but it certainly is not a syntype. Type material of *P. bipunctata* is therefore considered lost. A puparium was found under bark of aspen (Greve, Nielsen, 2001).

### *Homalocephala apicalis* (Wahlberg, 1838)

Hennig (1940): Sweden, Finland; Andersson (1991): Sweden; type data, lectotype designation, diagnosis; Krivosheina, Krivosheina (1995): Asian Russia; Belcari et al. (1995): Northern Italy. — *Psairoptera biseta* Frey, 1908, **syn. n.**; *Homalocephala biseta*: Hennig (1940), Zaitzev (1984), Winqvist (2004): Finland. — *Psairoptera similis* Cresson, 1924, **syn. n.**; *Homalocephala similis*: Steyskal (1965); Cole (1969).

**Material examined. Type.** Holotype ♂ *P. biseta*: [Finland:] “Messuby”, “R. Frey”, “4603” (blue label), “Mus. Zool. H:fors / Spec. typ. No 4366/ *Psairoptera biseta* Frey”, “Mus. Zool. Helsinki / Loan Nr D00–360” (yellow label) (ZMUH). Holotype ♂ *P. similis*: [Canada:] “Star City / Sask.[atchewan] Can[ada]” (handwritten), “H. Skinner / 20.VI.1907”, “Type No. / 6285” [red label], “9200”, “Holo- type / *Psairoptera* / *similis* / E. T. Cresson Jr.” (ANSP). Paratype ♀ *P. similis*: [Canada:] “Star City / Sask.[atchewan] Can[ada]” (handwritten), “H. Skinner / 20.VI.1907”, “Type No. / 6285a” [blue label], “Allo- type / *Psairoptera* / *similis* / E. T. Cresson Jr.” (ANSP). **Non-type. Sweden:** Karlstad, 2.05.1915, ♂, 4.05.1915, ♀ (SMNS); Canada: Quebec, Mistassini, 23, 29.07.1944, ♂, ♀ (Robert) (DEI).

**Notes.** The holotype of *P. biseta* is an aberrant specimen of *H. apicalis* with the basal scutellar setae lacking and wing pattern somewhat pale, but otherwise keeping all the key characters of that species, so I consider these names synonyms. The North American specimens previously determined as *Homalocephala similis* (Cresson), including the types of the latter species, are conspecific with Palearctic *H. apicalis*, and I synonymize both names here. Most North American records of “*H. apicalis*” actually belong to *H. mamaevi* (see below). Larvae under bark of aspen (Krivosheina, Krivosheina, 1995).

***Homalocephala biumbrata* (Wahlberg, 1838)**

*Psairoptera biumbrata* Wahlberg, 1838; *Homalocephala biumbrata*: Andersson (1991): Sweden; type data, lectotype designation; diagnosis; Krivosheina, Krivosheina (1995): European Russia (Kostroma, Moscow, Vologda Regions, Krasnodar Krai); Rotheray, Robertson (1998): Great Britain (Scotland); Kameneva (2002 a): Ukraine; Merz, Roháček (2005): Czech Republic, France. — *Psairoptera albitarsis*: Schiner (1864): Austria; *Homalocephala albitarsis*: Hennig (1940): Sweden, Finland, Latvia; Belcari et al. (1995): Northern Italy (misidentification).

**Material examined. Non-type. Austria:** “Alte Sammlung”, “albitarsis / det. Schiner”, ♀ (NHMW); **Germany:** “Berlin / Piche[l]sberg”, 30.08.1904, 1 specimen (DEI); **Estonia:** Tartu (“Dorpat”), 07.1887, ♀ (Mik); idem, 31.07.1887, ♀ (Sintenis) (ZMHB); idem, 1.08.1887, 2 ♂, 10 ♀ (Sintenis) (NHMW); **Latvia:** Liepāja (“Libau”): 3 ♂, 4 ♀ (Siebert) (DEI); **Sweden:** “Suecia. Boh.[eman]”, “6368”, ♀ (ZMHB); **Ukraine:** Kyiv, Lukjanivka, on poplar log, 9.05.2002, ♀ (S. Korneyev, V. Korneyev), idem, 11.05.2002, ♀ (V. Korneyev) (SIZK).

**Notes.** Larvae under bark of dead aspens, poplars and willows (Krivosheina, Krivosheina, 1995; Rotheray, Robertson, 1998). First records from Estonia and Latvia.

***Homalocephala mamaevi* Krivosheina et Krivosheina, 1995**

Krivosheina, Krivosheina (1995): Asian Russia (Tyva). — *Homalocephala apicalis*: Steyskal (1965); Cole (1969) (misidentification).

**Material examined. Austria:** Lechtaler Alpen, Tirol, “Boden—Hahnrenn, 1. VII”, 1 specimen [abdomen lost], “Homalocephala apicalis Wahlb. Lindner det.” (SMNS); **Sweden:** Karlstad, “et faulem ulmen” [on fallen elms?] 4.05.1915, ♀, 19.05.1915, ♂, ♀ (“a. Mulin”) (SMNS).

**Notes.** The first European records from Austria and Sweden. Examination of Nearctic material shows the records of “*H. apicalis*” from the Nearctic Region to be at least partly based on misidentification of this species (Kameneva, pers. observation). Larvae were found under bark of larch (Krivosheina, Krivosheina, 1995).

***Pseudoseioptera demonstrans* (Hennig, 1941)**

*Seioptera demonstrans* Hennig, 1941; *Pseudoseioptera demonstrans*: Krivosheina, Kovalev (1972); Kameneva (2002 b): Ukraine. — *Pseudoseioptera ingraca* Stackelberg, 1955; Krivosheina, Kovalev (1972): European Russia, Siberia, description of larva; Kameneva, Korneyev (1995): synonymy.

**Material examined. Type.** See Kameneva, Korneyev (1995). **Non-type. European Russia:** Moscow Region: Malinki near Krasnaya Pakhra, 7.06.1973, ♀ (Kovalev) (ZMUM); **Ukraine:** Kyiv, Lukyanivka, 14.05.2002, ♀; Kyrylivskiy Hay, 11.06.2003, ♀, 16.06.2006, 3 ♀ (Kameneva, V. Korneyev) (SIZK).

**Notes.** Larvae under bark of fallen deciduous trees (Krivosheina, Kovalev, 1973). In Europe it is associated with poplar logs (Kameneva, unpublished data).

***Seioptera vibrans* (Linnaeus, 1758)**

*Myodina vibrans*: Schiner (1864): Austria; Jaroszewski (1876): Ukraine (“Kharkov and vicinity”); *Seioptera vibrans*: Séguin (1934): France, Spain; Hennig (1939): British Is., Croatia, Germany, Norway, Poland, Romania, Sweden; (Soós, 1957): Albania, Hungary, Russia (Franz-Joseph Land, Belgorod Region); Slovakia; Turkey (Asia Minor); Lobanov (1958): Russia, description of larva; Rivosecchi (1995): Italy; Merz (1996): Switzerland; Greve (1997): Norway; Roháček (2006): Czech Republic; van Aartsen, Beuk (2002): Netherlands; Pakalniškis, Podėnas (1992): Lithuania; Winqvist (2004): Finland; Karpa et al. (2005): Latvia.

**Material examined. Greece:** Apollonia, 40°39,036'N, 23°29,667'E, relict forest at Volvi Lake, h = 60 m, 30.05.2002, ♀ (Kameneva, V. Korneyev, S. Korneyev) (SIZK); **Russia:** Moscow Region: Zvenigorod, 9.07.1973, 1 specimen (abdomen lost) (Sakharova) (ZMUM); **Ukraine:** Zhitomir Region: Novograd-Volynsky, 35.07.2003, ♂, 2 ♀ (V. Korneyev); Korostyshiv, 30.05.1903, ♀; Kyiv Region: Kyiv: 25.06.1920, ♀ [Paramonov], 16.06.1923, ♂ (no collector); 28.06.1995, ♀ (S. Korneyev); Kyrylivskiy Hay, 27.06.2007, on flowers of *Daucus carota*, ♀ (V. Korneyev); Golosiyev, 6.10.1978, ♀; Kontsha-Zaspa, meadow, 4.06.1985, ♀; Irpin: trapped in glasshouse, 18.05.1996, 13 ♂, 5 ♀, 9.06.1996, 2 ♂, 5 ♀ (Kameneva and V. Korneyev); Kyiv Region: Malyutinka, 12.06.1927, ♀ (Panocini); Obukhiv, vicinity, 11.06.1983, ♀ (V. Korneyev); Vinnitsa Region: Vinnitsa, 14.07.1930, ♂, ♀ (Paramonov); Cherkasy Region: Trakhtemyriv, 30.06.1983, ♀ (Verves); Kaniv, Nature Reserve, 22.05.1965, 1.06.1967, ♂, 2 ♀ (O. Viktorov-Nabokov); 30.05.1981, ♂ (Verves); 7.07.1984, ♀ (V. Korneyev); Cherkasy, 1.06.1989, ♂ (Zrazhevsky); Kirovograd Region: Oleksandrivka, ♀ [no date; Paramonov]; Dnipropetrovsk Region: Lozovatka, 20.06.1918, 3 ♀; Odessa Region: Valegotsulovo, 22.05.1925, ♀; Ananyev, 4, 6, 11.06.1931, 5 ♂, 6 ♀ (Paramonov); Mykolayiv Region: Peski, 06.1991, ♂, ♀ (V. Korneyev); Zaporizha Region: Berdyansk, 4.06.1940, 3 ♀ (Gulinov) (SIZK);



Lugansk Region: Lugansk, 7.07.1929, ♀ (Talitsky) (ZMUM); Crimea: Miskhor, 6.08.1926, ♂ (Muzytshenko) (SIZK). **Non-European:** **Armenia:** Erevan, 17.05.1924, ♂, 18, 20.06.1924, 2 ♀ (no collector) (SIZK).

**Notes.** A common saprophylic species, often found in association with rotting plant matter (vegetables, hay, compost), sometimes attracted to dung. First record from Greece. Single record from Franz-Josef land (Soós, 1957) is apparently based on unintentionally introduced specimens.

## Tribe Ulidiini

### *Physiphora alceae* (Preyssler, 1791)

*Musca alceae* Preyssler, 1791: Czech Republic; *Physiphora alceae*: Karpa et al. (2005): Latvia. — *Musca demandata* Fabricius, 1795; *Chloria demandata*: Schiner (1864): Austria, France, Germany, Sweden; Jaroszewski (1876): Ukraine (Kharkiv and vicinity); *Physiphora demandata*: Hennig (1940): England, European Russia, Spain (Mallorca, Canary Is.); Siberia; Iran; Egypt, Libya, Morocco, Tunisia; Soós (1957): Hungary; Gosseries (1991): Belgium; Merz (1996): Switzerland; van Aartsen, Beuk (2002): the Netherlands.

**Material examined.** **Bulgaria:** Sliven: “5 km N, along brook”, 42°45'N 26°17'E, 400 m, 21.07.1987, ♂, ♀; Kiten: “oak wood + pig farm”, 42°14'N 27°48'E, 21.07.1987, ♂, ♀ (Barták) (NMP); **Croatia:** “Dalmatia”, ♀ [collector unknown] (NHMW); Rovinj, 28.05.1961, ♀ (ZFIB); **France:** Mont Dauphin, “pine wood”, 44°41'N 6°37'E, 800 m, 11.07.1990, ♂ (Barták) (NMP); Digne, 06.1908, ♂; Corsica, Ajaccio 24.06.1899, ♂ [collector unknown] (MTD); **Greece:** Corfu, ♂, ♀ [collector unknown] (DEI); Litothoro, 40°06'067"N, 22°29'020"E, h = 340 m, on a window, 11.06.2002, ♀ (V. Korneyev) (SIZK); **Italy:** Ferrara: “along river”, 44°54'N 11°38' E, 6.08.1988, ♀ (Barták); Castiglione: “D'Orca, along river”, 43°00'N 11°37'E, 800 m, 7.08.1988, ♂ (Barták) (NMP); **Moldova:** Chişinău: Institute of Biocontrol for Plant Protection, 13.07.1987, 2 ♂ (V. Korneyev); idem, in the room, 12.09.1987, ♀ (Kameneva); Balabaneşti near Vadu-lui-Vodă, 22–26.07.1988, ♂ (Korneyev) (SIZK); **Romania:** Bucureşti, 2 ♂ (Montandon) (ZSSM); **Spain:** Tordera, “along river”, 41°42'N 2°45'E, 5.07.1990, ♂ (Barták) (NMP); **Russia:** Rostov Region: Taganrog, 3, 31.08, 3.09.1923, 3 ♀ (no collector) (SIZK); **Ukraine:** Kyiv: “in the room”, “Korolenko 55”, 17.09.1931, 2 ♀ (Belanovsky); Kyiv Region: Malyutinka, 5.09.1927, ♀ (Panotshini); Irpin, 28.06.1995, ♀ (S. Korneyev); Cherkasy Region: Kaniv Nature Reserve, 30.03.1957, ♂ (Viktorov-Nabokov); Moshny, 30.08.1988, ♀ (Zrazhevsky); Kherson Region: Ananyev, 11.06.1921, ♀ (Paramonov); Kalanchak, Novooleksandrivka, 23.07.1987, 2 ♂, 3 ♀ (V. Korneyev); Zaporizhya Region: Berdyansk, vicinity, 06.1964, ♀ (Gulinov) (SIZK).

**Notes.** First records from Bulgaria, Moldova and Croatia.

### *Timia abstersa* Loew, 1873

Hennig (1940): Russia (Orenburg, Volgograd, Astrakhan Regions), Lebanon, Middle Asia; Kameneva (2002 c): Ukraine, Moldova, Transcaucasia, Kazakhstan, Iran, Mongolia.

**Material examined. Type.** Holotype ♂: [Tadjikistan: Zeravshan Range or valley:] “Sarawsch. / Fedtsch”, “Coll. / H. Loew”, “Type” [red label] (ZMHB). **Non-type. Moldova:** Ghidighici [Gidigich] NW of Chişinău [47°06'N 28°52'E], 5.07.1988, ♂, ♀; Chişinău: Institut of Biocontrol for Plant Protection [46°58'N 28°53'E], 14.06.1986, ♀; Comrat, vicinity: Tigheci River near Bujac [46°21'N 28°40'E], 17.06.1987, 6 ♂, ♀ (Korneyev) (SIZK); **Ukraine:** Kyiv Region: Kruglyk prope Kyiv [50°16'47"N 30°26'56"E], 17.07.2006, 3 ♂, ♀ (Kameneva, V. Korneyev, S. Korneyev); Odessa Region: Starokozache, forestry, “near Maloye” 19.06.1984, ♂, ♀ (Dolin); Danube Delta, Djarylgach Island, saline steppe, 2.07.1997, ♀ (A. Kotenko); Mykolaiv Region: Pervomaysk District, Mighiya [48°01'N 30°57'E], 20.06.1985, ♀ (Korneyev); Yelanets District, Kalinovka, 22.06.1984, ♂, ♀ (Karachevskaya); Kherson Region, Novooleksandrivka [46°14'N 33°22'E], 08.1985, ♂ (Kameneva, Korneyev); Zaporizha Region: Melitopol, 1.06.1983, ♂, ♀; Akimovka District, “Vatutin Collective Farm”, 13.06.1983, ♀ (Djafarov); Berdyansk, steppe, 30.07.1977, ♂, ♀ (Gulinov) (SIZK).

**Notes.** Widespread in subarid zones of the Palaearctic Region, from Southern Moldova and Ukraine, eastwards to Mongolia, and in steppes and semi-deserts of European Russia (Volgograd and Astrakhan Regions), Kazakhstan, states of Middle Asia and Iran. The holotype is in a poor condition (head, abdomen, 4 legs and 1 wing and a half missing).

### *Timia melanorrhina* Loew, 1866

Hennig (1940): Greece (“Attica”), Russia (Sarepta), Kazakhstan, Turkmenistan; Belcari et al. (1995): Italy (south).

**Material examined. Type.** Syntypes: 2 ♂: [European Russia: Volgograd:] “Sarepta”, “Coll. / H. Loew”, “Type” [red label], “ST” [red label] (ZMHB); possible syntypes: 3 ♂: “Sarepta”, “Coll. / H. Loew”, “Type” [red label], ♂: “Sarepta / Christoph”, “Coll. / H. Loew”, “Type” [red label] (ZMHB). **Non-type. European Russia:** “Sarepta”, “Coll. / H. Loew”, 3 ♀ [with red label “Type”], [with red label “Type”] “Sarepta / Christoph”, “Coll. / H. Loew”, 2 ♀ [with red label “Type”], “Sarepta / 30222”, 3 ♂, 2 ♀, “Sarepta / 33583”, 4 ♂, ♀, “Sarepta / 36625”, 10 ♂, 6 ♀ (ZMHB).



**Notes.** This species was originally described based on an unknown number of males, therefore females marked as types are not syntypes. W. Hennig (1940) and V. F. Zaitzev in A. Belcari et al. (1995) reported this species from Greece and Italy; however, no West European material was seen in this study.

### *Timia xanthaspis* Loew, 1868

Hennig (1940): Greece (“Attica”), Russia (Sarepta), Turkmenistan; Belcari et al. (1995): Italy (south).

**Material examined. Type.** Syntypes: ♂: [European Russia: Volgograd:] “Sarepta / Christoph”, “Coll. / H. Loew”, “Type” [red label], “xan- / thaspis / Lw.”, ♂, 3 ♀: “Sarepta / Christoph”, “Coll. / H. Loew”, “Type” [red label] (ZMHB). **Non-type. European Russia:** Volgograd: “Sarepta / 33582”, ♂, ♀, “Sarepta / 36626”, 1 specimen (abdomen missing) (ZMHB).

**Notes.** W. Hennig (1940) and Zaitzev in A. Belcari et al. (1995) reported this species from Greece and Italy; I have not seen any West European material in this study so far.

### *Ulidia* Meigen, 1826

No comprehensive taxonomic treatment of European species has been provided since W. Hennig (1940). The genus is represented mostly by uniformly shining-black flies, which have hyaline wings, sometimes with a few dark spots. In the eastern Mediterranean region, Asia Minor and Near East, there are several species often treated as “variations” or “subspecies” of *U. erythrophthalma* (Meigen) (Hennig, 1940; Zaitzev, 1984) poorly differentiated from external characters. In this study, the structure of the phallus, especially its apical portion, was found to be species-specific. This made possible recognition of several species similar to *U. erythrophthalma*, of them two species occurring in Europe.

In the tribe Ulidiini, the phallic structure differs from those found in other ulidiids. It is a long, coiled and partially flattened tube divided into two halves; a pair of sclerotized taeniae end approximately at its mid-length, and another pair of similar taeniae begins at the middle, almost reaching the apex; apical half bears one to three long membranous caecum-like appendices (fig. 3, 6: *cla*), which are clearly visible in water, but always strongly shrivelled in glycerol. The apex of the distiphallus is bowed almost at a right angle and bears numerous sclerotized cuticular structures (spurs, hooks, lobes, etc.), which surround the gonopore like rose-petals and form a “glans”, which is similar to that structure in the Tephritidae. In Ulidiini, the “glans” is strongly asymmetrical and cannot therefore be placed for study in a standardized position. Some of these structures (and especially in combination) are species-specific; more-so than coloration of head and wings alone. This treatment of the genus is limited to European species only, but it should also be noted that material from Near East and Middle Asia contain numerous undescribed species. Like the other Ulidiini, the genus *Ulidia* needs further taxonomic revision with the use of the glans structure.

#### Key to species of European and Near East (in brackets) species of *Ulidia*

#### Таблица для определения европейских и ближневосточных (в квадратных скобках) видов рода *Ulidia*

1. Wing hyaline with brown apical spot. .... 2.
- Wing entirely hyaline or mostly brownish, but without apical spot. .... 4.
2. Eye at least 1.4 times (usually 1.5–1.55) as high as long. Frons wider than long or at most as long as wide, deeply pitted. Larger flies, wing length 4.5–6.5 mm. .... 3.
- Eye round, less than 1.3 (1.2–1.25) times as high as long. Frons longer than wide, inconspicuously dotted. Smaller flies, wing length less than 4.5 (usually 2.5–3.5) mm. .... *U. salonikiensis* Hennig
3. Halter yellow. .... *U. apicalis* Meigen
- Halter black. .... *U. megacephala* Loew
4. Side of frons with triangular white microtrichose area (fig. 1, *I*: *a*; 3, *I*). At least wing base (cell bc) brown. .... 5.
- Side of frons shining, at most eye bordered with narrow whitish microtrichose areas. Wing and calypters variable. .... 6.
5. Mesonotum densely shagreened, matt (fig. 2, *I*). Wing (including cell c) widely diffuse brown, especially in anterior half, but without delimited spots (fig. 1, 2; 2, 2, 4). Frons in profile straight or slightly convex, vertical plate and gena moderately or short setose (longest setae shorter than antenna); parafacial and face black (fig. 1, *I*; 2, 3). Male cerci widely separated, triangular (fig. 2, 5); glans with cylindrical body and fan-like lobes (fig. 2, 6). .... *U. atrata* Loew
- Mesonotum shining black or finely shagreened. Wing hyaline, except cell bc, base of cell c and stigma usually brown (fig. 3, *I*). Frons in profile usually concave, vertical plate and gena long setose (longest

- setae longer than antenna); parafacial and face reddish yellow. Male genitalia not as above. .... *U. ruficeps* Becker
6. Acrostichal seta (ac) lacking. Mid and hind tarsi usually black. Eye at most 1.3 (1.1–1.2) times as high as long. .... 7.
- Acrostichal seta (ac) present. Mid- and hindtarsi at least partly yellowish to reddish. Other characters variable. .... 8.
7. Face, gena and most of frons dark brown to black. Wing in both sexes with brownish yellow tinge, except base; pterostigma brown (fig. 5, 1, 5). .... *U. parallela* Loew
- Face, gena and anterior half of frons yellow or light brown. Wing: in male, with pale brown tinge, pterostigma brown; in female, hyaline or at most with pale brown pterostigma. .... [*U. omani* Steyskal]
8. Wing mostly brownish, except cells bc, c, basal half of br, and also bm and bcu yellow (fig. 4, 1). Apical portion of distiphallus with blunt sclerotized projections (at least one Y-like) (fig. 4, 5–6), but without serrate lamina, acute projections, claw-like structures, or curved comb-like projections. .... *U. nigripennis* Loew
- Wing uniformly hyaline or with yellow tinge (fig. 3, 2; 6, 1; 7, 1). Glans not as above. .... 9.
9. Frons satin subshining and smooth in the middle, dotted laterally; pterostigma and veins brownish; mesonotum densely shagreened, almost matt. Male hindfemur unmodified, as thick as midfemur. .... [*U. facialis* Hendell]
- Frons shining and deeply pitted over whole anterior half. Wing hyaline or with yellowish tinge, but neither with brown stigma, nor with black veins. .... 10.
10. Eye round (less than 1.3 times as high as long). Anterior part of head (frons above lunule, often face and parafacial) reddish. Male hindfemur swollen in distal part (fig. 3, 5) .... [*U. wadicola* Steyskal]
- Eye oval (more than 1.3 times as high as long). Anterior part of head reddish or usually black. Male hindfemur not swollen, as wide as midfemur. .... 11.
11. Abdominal tergites and mesonotum smooth or finely shagreened, abdomen more shining than mesonotum. .... 12.
- Abdominal tergites 1–4 mostly matt, except narrow posterior margin shining, mesonotum subshining, moderately shagreened. .... *U. semiopaca* Loew
12. Apical portion of distiphallus with blunt sclerotized projections (one Y-like (fig. 6, 4–5: *ys*), one truncate cylindrical and one sclerotized bar (fig. 6, 5: *sb*) on membranous area), at most one rather weak claw-like structure (fig. 6, 4–5: *cl*); lamina with serrate margin and denticles at base (fig. 6, 4: *sl*); rasper-like membranous vesica with 35–55 denticles well-developed (fig. 6, 5: *ve*); no curved comb-like projections. .... *U. erythroptalma* Meigen
- Apical portion of distiphallus with at least 3 sharply pointed projections (including one claw-like structure (fig. 8, 1–3, 5: *cl*), one long projection (fig. 8, 1–5: *lp*) of serrate lamina, curved comb-like projection) and lesser expressed rasper-like structure (weaker denticles on vesica). .... *U. albidipennis* Loew

### *Ulidia apicalis* (Meigen, 1826)

Hennig (1940): France (south, mainland, Corsica), Italy (Sicily), Portugal, Spain; Morocco, Tunisia.

**Material examined. Type.** Syntypes 2 ♀: “Portugal / Hoffmannseg S.” [one with red label “Type”], ♀: “Lusitan. Hoffsg.”, “2725”, “apicalis / (Hffg.\*) Meig.”, “Type” [red label] (ZMHB). **Non-type.** Austria (?): “österreich”, “Alte Sammlung”, ♀ (NHMW); Greece: Rhodes: “Rodi, Egeo”, 05.1939, 2 ♂, ♀ (Meyer) (ZMHB); Spain: SE, dept. Málaga, between Mijas & Benalena, 300 m, wasteland, 16.04.1983, ♂, ♀, idem, Calahonda, between Fuengirola & Marbella, 21–22.04.1983, ♀ (Exc. Univ. Leiden) (RMNH).

**Notes.** First record from Greece. The only specimen known from Austria might be mislabelled.

### *Ulidia atrata* Loew, 1868 (fig. 1–2)

Hennig (1940): Greece; Belcari et al. (1995): Italy (South mainland).

**Material examined. Type.** Greece: Syntype ♂: “Parnass / 27/4 66”, “Coll. H. Loew.” “Type” (red label), syntype ♀: “Parnass / 30/4 1866”, “Coll. H. Loew.” “Type” (red label). **Non-type.** Greece: Olympia, 25.04.1964, ♀ (Grünwaldt) (ZSSM); Metsovo, 15.06.2002, ♀ (Kameneva) (SIZK); Ipiros: Smolikias Mts., 7–1500 m, 21–22.05.1994, ♀ (Michelsen); Timfi Mts., 6–1000 m, 23.05.1994, ♂ (Andersen) (ZMUC); Pindos, Pertouli, 4.06.1968, 2 ♂ (Lindner); Kefalonia, between Poros and Skala, Macchie, 28.04.1996, 2 ♂, 3 ♀; 1–3 km NNW Poros, Strand–Maccie, 1.05.1996, ♂ (Miksch) (SMNS); Trikala: Panagia, 15.06.1982, ♂ (dissected), Viotia, Parnassos, 11 km NW of Aráchova, 1100 m, 6.06.1982, ♀ (Danielsson) (ZIL); Peloponnisos, Taiyetos [= Taietij] Mts., 950–1800 m, 15–19.05.1990, 2 ♂, 2 ♀ (ZMUC); Corfu: “Korfu. V. / 50187”, ♀ (Becker) (under Becker’s bottom label “nigripes Beck.”); Greece (locality not stated on labels): “4167”, “4453”, “4454”, “4456”, “4457”, “4567”, 3 ♂, 3 ♀ (collector not stated on labels) (under Becker’s bottom label “nigripes Beck.”) (ZMHB); Italy: “Calab[ia] / Erber”, “Coll. H. Loew.” “Type” (red label) 1 specimen (abdomen lost) (ZMHB).

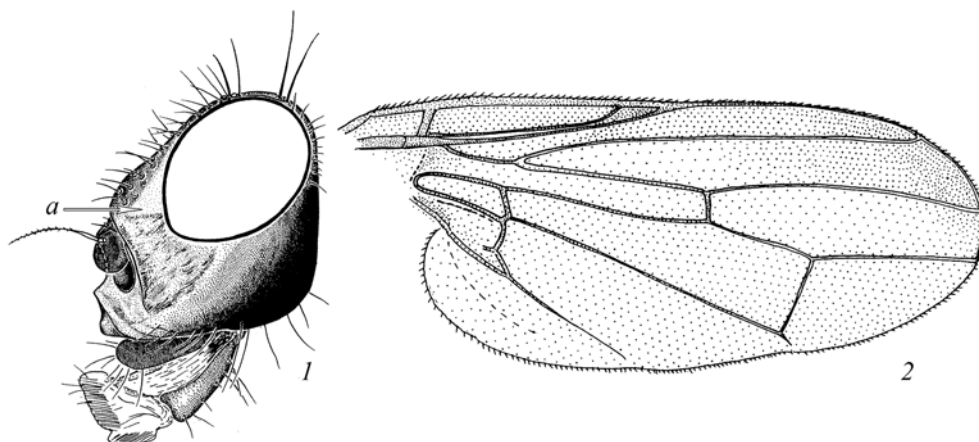


Fig. 1. *Ulidia atrata*, syntype: 1 – head, left view (a – triangular white microtrichose area); 2 – wing.

Рис. 1. *Ulidia atrata*, синтип: 1 – голова, вид слева (a – треугольный участок в белых микротрихиях); 2 – крыло.

**Diagnosis.** Wing darkened, mostly in anterior half, including cell bc (fig. 1, 2; 2, 3, 4), differing well from other European species by matt, densely shagreened mesonotum (fig. 2, 1, 2); the orbit of the frons having a whitish microtrichose triangular spot at the anterior margin and parafacial wide (twice as wide as flagellomere 1), wrinkled; the gena as high as eye (fig. 1, 1).

**Notes.** This species was previously differentiated from the dark-winged *Ulidia* (e.g., *U. nigripennis*) by brown calypters or halteres (Hennig, 1940). However, the specimens from Becker's collection marked as "nigripes" (collection name only) have white calypters and creamy halteres, and some other specimens collected in June have white calypters, but brownish halteres or both halteres and calypters white, so this character is strongly variable. The best character to distinguish it is the matt, strongly shagreened mesonotum.

### *Ulidia megacephala* Loew, 1845

Hennig (1940): Greece; Spain; Turkey; Syria; Morocco.

**Material examined. Type.** Possible syntypes 2 ♂, ♀: [Greece/Turkey:] (yellow paper square), "Coll. Loew", "Type" (red label); (grayish paper square), "Coll. Loew", "Type" (red label), ♀ (ZMHB). **Non-type. Greece:** Rhodes: River Gadourás, mouth, 17.04.1980, ♀; Mt. Ataviros, nr. Ag. Isidoros, 20.04.1980, 2 ♂, ♀ (van Oostroom) (RMNH); **Spain:** "Spanien, v. Seydl.", "Coll. H. Loew", "Type" (red label), ♀ (ZMHB).

**Notes.** The species was originally described from "die Gegenden von Macra und Mermeriza [Turkey: Marmaris]; Rhodus", so the specimen from Spain was marked as "Type" erroneously. The ♀ from "Spanien" (ZMHB) has widely reddish yellow frons, face and parafacial, and slightly concave profile of frons like in *U. ruficeps*. See comment on the latter species.

### *Ulidia nigripennis* Loew, 1845 (fig. 4)

Schiner (1864): Hungary; Jaroszewski (1884): Ukraine ("Kharkov Gouvern."); Zaitzev (1984): Germany; Roháček (2006): Slovakia; *Ulidia erythrophthalma* var. *nigripennis*: Hennig (1940): Italy, Poland.

**Material examined. Type.** Syntypes ♂, ♀: [Poland:] "Posen [= Poznań] / 11.8.44", "Coll. / H. Loew", "Type" [red label], "nigri- / pennis / Lw"; ♀: "Coll. H. Loew", "U. erythrophth. v. Zblr.", "Type" [red label], "Ulidia / nigripennis / nis m.", "Coll. H. Loew"; ♀: "3.8.44", "Coll. H. Loew", "Type" [red label] (ZMHB). **Non-type. Austria:** "Donauen", 12.06.1884, ♂ (Handlirsch); Mödling, 19.07.1881, ♂, ♀ (NHMW); Grossweikersdorf, 25.08.1982, ♀ (J. & E. van der Vecht) (RMNH); **France:** "Dauphine / Vallouise" 11.07.1875, ♂ ("Ulidia erythr. nigripennis Loew, Lindner det.") (SMNS); Var, Montauroux, 1.07.1970, ♀ (J. van der Vecht) (RMNH); **Hungary:** "Kertesz K / Bpest", "Ungarn / 40852", ♀ (ZMHB); **Greece:** Metsovo, 39°46'32"N 21°10'47"E, 15.06.2002, 2 ♂ (Kameneva); Viotia, Parnassos, 11 km NW of Arachova, 1100 m, 6.06.1982, ♂ (Danielsson) (ZIL); Central Greece: Fthiotis, "Iti Oros [Mt. Iti] 2 km SE Iti", 9.06.1982, ♂ (dissected) (Danielsson); Arachova [38°28'N 22°24'E], 6.06.1982, ♂ (dissected) (Danielsson) (ZIL); **Moldova:** Calaraşovca, 8.07.1987, ♀ (Vinokurov) (SIZK); **Slovakia:** "Hegy-farok, steppe", 47°50'N 18°36'E, 220 m, 16.07.1986, 4 ♂, 10 ♀; Kamenica, Hronom, 1 km N, steppe, 47°50'N 18°13'E, 200 m, 15.07.1986, ♂, 4 ♀ (Barták); Hlohovec, 12.08.1989, ♂ (Malek) (NMP); **Ukraine:** Kyiv, Lysa Hora




Fig. 2. *Ulidia atrata*: 1, 2 – head and mesonotum (1 – dorsal view, 2 – latero-dorsal view); 3, 4 – wing; 5 – epandrium, posterior view (c – cerci); 6 – phallus glans; 7 – aculeus (cu – cercal unit of aculeus); 8 – spermataecae.

Рис. 2. *Ulidia atrata*: 1, 2 – голова и среднеспинка (1 – вид сверху, 2 – вид сверху и сбоку); 3, 4 – крыло; 5 – эпандрий, вид сзади (с – церки); 6 – гланс фаллюса; 7 – лезвие яйцеклада (cu – церкальный членик лезвия яйцеклада); 8 – сперматеки.

[50°16'47"N 30°26'56"E], 2.07.2000 (Kameneva, V. Korneyev), Kruglyk prope Kyiv [50°16'47"N 30°26'56"E], 21.07.2006, 4 ♂, 3 ♀ (V. Korneyev, S. Korneyev); between Mrygi and Hodosievka [~50°15'N 30°32'E], 29.07.2006, 2 ♂, 4 ♀ (V. Korneyev, Kameneva) (SIZK).

**Diagnosis.** Head black; no whitish microtrichose areas; frons deeply pitted (fig. 4, 2); parafacial black, as wide as flagellomere 1; eye 1.2 times as high as wide;





Fig. 3. *Ulidia ruficeps* (1), *U. facialis* (2–4) and *U. wadicola* (5–6): 1, 2 – habitus, left view; 3 – frons, dorsal view; 5 – hind leg without coxa; 4, 6 – phallus glans (*cla* – caecum-like appendix).

Рис. 3. *Ulidia ruficeps* (1), *U. facialis* (2–4) и *U. wadicola* (5–6): 1, 2 – общий вид слева; 3 – лоб, вид сверху; 5 – задняя нога без таза; 4, 6 – гланс фаллюса (*cla* – слепой отросток).

mesonotum shining black or slightly shagreened; wing with yellow base (bc, c, br along RS to fork, bm and bcu) and yellow veins in basal 1/4 and greyish apical 3/4 of wing (fig. 4, 1); halter yellow; legs black, except mid- and hindtarsi yellowish; hindfemur very slightly swollen; hindtibia almost straight; abdomen shining black, very finely shagreened, with a faint greenish tinge. Male genitalia: surstylus with evenly narrowed basal part; cerci separated by very shallow fissure (fig. 4, 3, 4); phallus glans with comparatively large fork-like sclerite, but neither serrate lamina nor with sclerotized lobes covered with numerous denticles. Female terminalia: aculeus as on fig. 4, 7, with long setae on elongate oval cercal unit; 3 nearly conical spermathecae (fig. 4, 8).

**Notes.** First records from Austria, Greece and Moldova.






Fig. 4. *Ulidia nigripennis*: 1 – habitus, left view; 2 – frons, dorsal view; 3, 4 – epandrium, posterior view (3 – uncompressed, 4 – bleached and compressed on slide); 5, 6 – phallus glans, different aspects (*ys* – Y-shaped sclerite); 7 – aculeus; 8 – spermathecae.

Рис. 4. *Ulidia nigripennis*: 1 – общий вид, слева; 2 – лоб, вид сверху; 3, 4 – эпандрий, вид сзади (3 – несплюснутый, 4 – отбеленный и сплюснутый на препарате); 5, 6 – гланс фаллюса, виды с разных сторон (*ys* – Y-образный склерит); 7 – лезвие яйцеклада; 8 – сперматеки.

*Ulidia parallela* Loew, 1845 (fig. 5)

**Material examined. Type. Poland (?):** Syntype: ♀ “Schlesien / 19.6.42”, “Coll. H. Loew.” “Type” and possible syntypes: ♂: “cf. nitida / Zeller”, ♂ “Zllr. / [?]st” “Coll. H. Loew.” “Type” (red labels) (ZMHB). **Non-type. Bulgaria:** ♂ (dissected): Irakli, damp meadow, 42°47'N 27°54'E, 16.07.1987 (Barták) (NMP). **Germany (?):** “Berlin / Ruthe”, “nitida / Meig.\*”, “Coll. H. Loew” ♂, 2 ♀ (ZMHB). **Moldova:** ♀, Budjak, Ialpujeli River, 13.07.1988 (Korneyev) (SIZK). **Slovakia:** ♀, Hegy-Farok, damp valley, 47°50'N 18°36'E, 220 m 16.07.1986 (Barták); ♂ (dissected), 4 ♀ (1 dissected): Kamenica, Hronom, 1 km N, steppe, 47°50'N 18°43'E, 200 m, 15.07.1986 (Barták) (NMP; SIZK).

**Diagnosis.** Mid-sized *Ulidia* with subshining mesonotum, smoothed frontal vitta and darkened wings, differing from other European *Ulidia* species by combination of acrostichal seta absent, pterostigma dark brown, veins  $R_{4+5}$  and M only slightly convergent, mid- and hindtarsi yellow to black, and by male genitalia (surstyli with prominent medio-basal part; phallus glans with elongate triangular subbasal lobe, weakly sclerotized papillose lobe, striate and wrinkled sclerotized belt, middle-sized lobe with papillae at base, but neither spurs, nor serrate lobes) and female terminalia structures (cercal unit round; spermathecae short with microspinulose surface).

**Redescription.** Head mostly dark brown to black. Frons silky shining, with shallow pits or dots, as long as wide, mostly black, except anterior margin often reddish brown; orbits shining, without microtrichose areas. Face and antenna black. Parafacial black, smooth, slightly wider than flagellomere 1. Gena high, at 0.45–0.55 as high as eye, smooth, subshining, finely shagreened. Eye almost round, 1.2–1/3 as high as long. Setae: 1 or, 1 oc, 1 poc, 1 vti, 1 vte. Antenna, including arista, matt black. Palpus black, moderately wide, parallel-sided, with black setae.

Thorax shining black, with black setae and setulae. Mesonotum subshining black, with finely shagreened, subshining medial vitta and shining sides. Setae: 1 ppn, 2 sa (anterior half as long as posterior), 1 pa, 0 ac, 1 dc, 1 ia, 2 pairs sctl, 1 anepst, 1 kepst.

Legs entirely blackish brown, including mid- and hindtarsi; black setulose; posterior femur unmodified in both sexes, as thick as midfemur.

Wing (fig. 5, *I*, 5) yellow with brownish tinge, except cells c, br, bm, bcu and anal lobe and alula whitish (all veins in this area also yellow); pterostigma and often cell  $r_1$  posterior of it brown. Wing length 3–3.2 mm. Halter yellow.

Abdomen shining black, tergites very finely shagreened.

Male genitalia: surstylus with prominent posteromedial lobe (*pml*) and mesoventrally curved antero-ventral lobe; cerci deeply separated (fig. 5, 6). Phallus: spinulose caecum at middle of its length (fig. 5, 7), one membranous caecum basally of glans. Glans short, with lobes, projections and other structures as shown on figs. 5, 8–9: subbasal leaflet (lobe) moderately sclerotized, acute angular; striate and wrinkled sclerotized belt present (*swb*); one wide sclerotized lobe with two rather short projections and numerous papillose structures; and one weakly sclerotized vesica with denticle- or papilla-like structures on it; some additional smaller rounded lobes can be recognized.

Female terminalia: aculeus moderately wide, 7–7.5 times as long as wide, with round cercal unit (fig. 5, 10); 3 short spermathecae with finely and sparsely spinulose surface.

Egg (fig. 5, 11) elongate, 3–3.2 times as long as wide.

**Notes.** First records from Bulgaria, Moldova and Slovakia.

*Ulidia ruficeps* Becker, 1913 (fig. 3, *I*)

Hennig (1940): Iran, Lebanon; Belcari et al. (1995): Italy (south).

**Material examined. European Russia:** Volgograd Region: Had near Sarepta, 1871, “Coll. / H. Loew”, 1 specimen (abdomen lost) with labels “rufi- / frons / Lw.” and “Type” [red paper] (Christoph) (ZMHB); **Non-European. Lebanon:** “Nd.-Liban., Cedern. b. Becharré, 1900 m” 3–6.06.1931, ♀ (“*Ulidia ruficeps* Beck. det. Dr. W. Hennig 1939”) (Zerny) (NHMW); **Turkmenistan:** Tuzte River, 16.06.1908 (no collector) (SIZK).




Fig. 5. *Ulidia parallela* ♂ (1–9) and ♀ (10–12): 1 – habitus, dorsal view; 2 – head, left lateral view; 3 – frons, dorsal view; 4 – mesonotum, dorsal; 5 – wing; 6 – epandrium, posterior view (*c* – cerci, *pml* – postero-medial lobe of surstylus); 7 – spinulose caecum of phallus; 8, 9 – phallus glans, different aspects (*ps* – papillose structures, *sbl* – subbasal lobe of glans, *swb* – striate and wrinkled sclerotized belt); 10 – aculeus (*cu* – cercal unit of aculeus); 11 – spermathecae; 12 – egg.

Рис. 5. *Ulidia parallela* ♂ (1–9) и ♀ (10–12): 1 – общий вид сверху; 2 – голова, вид слева; 3 – лоб, вид сверху; 4 – среднеспинка, вид сверху; 5 – крыло; 6 – эпандрий, вид сзади (*c* – церки, *pml* – заднемедиальная лопасть сурстиля); 7 – шиповатый слепой вырост фаллюса; 8, 9 – гланс фаллюса, виды с разных сторон (*ps* – папилловидные структуры; *sbl* – суббазальная лопасть гланса; *swb* – полосато-морщинистый склеротизированный пояс); 10 – лезвие яйцеклада (*cu* – церкальный членок лезвия яйцеклада); 11 – сперматеки; 12 – яйцо.



**Notes.** “*Ulidia rufifrons* Loew” is an unpublished and unavailable name. The specimen from Sarepta was depicted by Hennig (1940: Taf. 1, fig. 5) and presumably determined as “*U. ?ruficeps* Beck.” Dr. V. N. Tanasijtshuk (in letter) examined and figured the holotype ♂ of *Ulidia ruficeps* Becker (ZISP) on my request. It was found that both specimens are conspecific. This species has much wider distribution in Middle Asia (Kameneva, 2002 c) and to the Near East. I have examined the Lebanese specimen determined by Hennig, in the TAU collection (borrowed by Dr. Freidberg in 1986 apparently from NHMW); it very probably belongs to this species. Identity of the Italian material seems dubious and needs further examination. A ♀ of *U. megacephala* from “Spanien” (ZMHB) looks to have head shape and coloration like in *U. ruficeps*, but certainly does not belong to it.

### *Ulidia salonikiensis* Hennig, 1940

Hennig (1940): Greece; Belcari et al. (1995): Italy (south).

**Material examined. Type.** Holotype ♂: [Greece:] “Saloniki / 26 301”, “Miari / – smeca I”, “Holotypus” [red label] “*Ulidia / salonikiensis / n. sp. / det. Dr. W. Hennig 1939*” (ZMHB); paratypes: 2 ♀: [Greece:] “Saloniki / 26 299” and “Saloniki / 26 299” [“Saloniki Turkei an Garry de N. Hough” according to the Museum Catalogue], “Paratypus” (ZMHB) **Non-type. Greece:** Loutra – Langadas, oestl. Saloniki, 5.05.1942, ♂, 3 ♀ (Babiy) (ZSSM).

**Notes.** I have not seen any specimens from Italy yet, but its presence in there is rather probable.

### [*Ulidia wadicola* Steyskal, 1968] (fig. 3, 5)

Soós (1984): Egypt.

**Material examined. Type.** Paratypes 2 ♀: [Egypt:] “Wadi Wirak, northern Galala E. El Saff, 4.04.1937” (Tewfik) (USNM). **Non-type. Non-European. Israel:** Ein Nur, 31.03.1981, ♂, ♀ (Freidberg), 10 km S Arat, Rt. 258, 30.04.1987, ♂, ♀ (Freidberg) (SIZK); over 50 specimens from different localities, 04.1981–1998 (TAU).

**Notes.** Specimens from Israel fit the original description very well. There is considerable variability in coloration of the face and parafacial, which is dark brown in 45–50% and 8–9% of Israeli specimens, respectively. Frons is pitted and reddish in the antero-medial 1/3–1/2 of its length. The mesonotum is shining black, very faintly shagreened. The male hindfemur is distinctly thickened, especially in its posterior half (fig. 3, 5), whereas in the female it is unmodified; Steyskal (1968) did not mention such a dimorphism. The mid- and hindtarsi mostly yellow. No specimens were found in Europe.

### *erythrophthalma* group of species

**Diagnosis.** Wing whitish or pale yellowish, without dark markings; frons mostly shining black, with mesonotum shining or slightly shagreened; thoracic setae complete; legs non-modified, with yellowish mid- and hindtarsi. Male genitalia: surstylus with evenly narrowed basal part; cerci separated by very shallow fissure (fig. 6, 3; 7, 3–5); phallus glans usually with membranous lobe (“vesica”) covered with numerous denticles (“rasper-like”).

At least two described European (*U. albidipennis* and *U. erythrophthalma*) and several undescribed Western Asian species belong here. Reliable determination is based on minor details of male phallus glans only, and females or non-dissected males were found in this study to be undeterminable; females are not redescribed or figured here, as no specimens *in copula* were been dissected, and no females have been associated with males yet. Therefore, more detailed revision of the material throughout the Palaearctic Region is needed.

### *Ulidia albidipennis* Loew, 1845 (fig. 7, 8)

Hennig (1940): Greece; Belcari et al. (1995): Italy (mainland, south).

**Material examined. Type.** Syntypes 2 specimens (sex unknown, mostly destroyed: one wing is still present): [Greece:] “Rhodus / Erber”, “Coll. / H. Loew”, “Type” [red label] (ZMHB); possible syntypes: ♂ [Greece?: uniformly bluish square, which means “Epirus”] “Coll. / H. Loew”, “Type” [red label] “albidipennis / Lw” (ZMHB), ♀: [Greece:] “Epirus / Erber”, “Coll. / H. Loew”, “Type” [red label], “*Ulidia / albidipennis / nis. m.*” (ZMHB); [sex unknown, only pin remains]: [Greece: yellow square] “Coll. H. Loew, (ZMHB).




Fig. 6. *Ulidia erythropthalma*: 1 – habitus, left view; 2 – head and mesonotum, dorsal view; 3 – epandrium, posterior view; 4, 5 – phallus glans, different aspects (cl – claw-like structure, den – denticles, sbl – subbasal lobe of glans, sb – sclerotized bar, sl – serrate lamina, ve – vesica, ys – Y-like sclerite).

Рис. 6. *Ulidia erythropthalma*: 1 – общий вид слева; 2 – голова и среднеспинка, вид сверху; 3 – эпандрий, вид сзади; 4, 5 – гланс фаллуса, виды с разных сторон (cl – когтевидная структура, den – зубчики, sbl – суббазальная лопасть гланса, sb – склеротизированная полоска, sl – зубчатая пластинка, ve – пузырь, ys – Y-образный склерит).

**Non-type.** Greece: Thessaly: Pieria: Lithohoro, Olympus, S slope, 800–850 m [40°05'N 22°30'E], 7.06.2002, ♂ (dissected) (Kameneva, S. Korneyev & V. Korneyev) (ZISP); Trikala: Panagia, 15.06.1982, ♂ (dissected), idem, Orthovoúniou [39°46'N 21°28'E], 15.06.1982, 2 ♂ (dissected) (Danielsson) (ZIL); Central Greece: Fokis: Giona Oros 3 km S Lefkadition, [38°36'N 22°13'E], 7.06.1982, 2 ♂ (dissected) (Danielsson) (ZIL); “Iti Oros [Mt. Iti] 2 km SE Iti”, 9.06.1982, ♂ (dissected) (Danielsson) (ZIL); Rhodes: 5 km W Maritsa, 15.06.1982, ♂ (dissected), ♀, idem, Xalamon, 16.05.1983, 5 ♂, 5 ♀; Saroni, 20.05.1983, ♀, Kattavia,






Fig. 7. *Ulidia albidipennis*: 1 – habitus, left view; 2 – head, anterior view; 3–5 – epandrium (3, 4 – posterior view, 5 – right view; 4, 5 – bleached).

Рис. 7. *Ulidia albidipennis*: 1 – общий вид слева; 2 – голова, вид спереди; 3–5 – эпандрий (3, 4 – вид сзади, 5 – вид справа; 4, 5 – отбелено).

ASg. Pavlos, 21.05.1983, 2 ♀, 1 km E Psinthos, 25.05.1982, ♀ (Danielsson) (ZIL). **Slovakia**: Kamenica, Hronom, 1 km N, steppe, 47°50'N 18°43'E, 200 m 15.07.1986, ♂ (dissected) (Barták) (NMP).

**Diagnosis.** Very similar to *U. erythrophthalma* (Meigen) differing by the structure of the phallus apex (“glans”). In *U. albidipennis*, the glans has at least 3 sharply pointed projections (fig. 8), of which one is a claw-like structure (*cl*), one is the longest projection (*lp*) of the serrate lamina and one is a spine-like lobe (*sl*); it also has a curved comb-like projection (*cp*) and poorly expressed rasper-like structure (weaker denticles) on the vesica (*ve*). A few specimens from the mainland Greece have wings with light brownish or yellowish tinge.

**Notes.** Type locality: “Rhodus” (Greece: Rhodes Is.) and “Mermeriza” (Turkey: Marmaris, 47 km to the North of Rhodes). The specimens with the labels “Epirus /Erber” or blue squares could actually be syntypes, possibly mislabelled by Loew, or the one labelled “Mermeriza” was indicated by Loew erroneously.

### *Ulidia erythrophthalma* Meigen, 1826 (fig. 8)

**Material examined.** **Austria**: Burgerland, Zeilerberg, 28.06.1969, ♂, ♀ (Necker) (ZSSM); **France**: Briey, 3.07.1951, ♂ (dissected), Puy-de-Dôme: Issoire, 20.07.1956, ♂ (dissected) (RBINH); **Greece**: Greece: N Kilkis, between Fanos and Skra, ca. 41°05'N 21°24'E, 4.06.2002, 2 ♂ (dissected) (Kameneva, S. Korneyev & V. Korneyev); **Moldova**: Chişinău: Institut of Biocontrol for Plant Protection: vicinity, 13.07.1987, 4 ♂, 2 ♀ (V. Korneyev); Calaraşovca, 8.07.1987, ♂ (Vinokurov); Tigheci, vic. Budjak, 17–18.06.1987, 4 ♂ (dissected) (V. Korneyev) (SIZK); Cantemir Distr.: Cociulea, 18.06.1987, ♂ (dissected), ♀ (V. Korneyev) (SIZK); **Ukraine**: Dnipropetrovsk Region: Sinelnikovo (no collecting data), ♂, ♀ (Sumarokov); Odessa Region: Maloye, vicinity, Starokozache Forestry, 19.06.1984, ♂ (dissected), ♀ (Dolin); Mykolaiv Region: Pervomaysk District, Migia, 28.06.1993, 2 ♂ (dissected) (V. Korneyev); Yelanets District, Kalinovka,

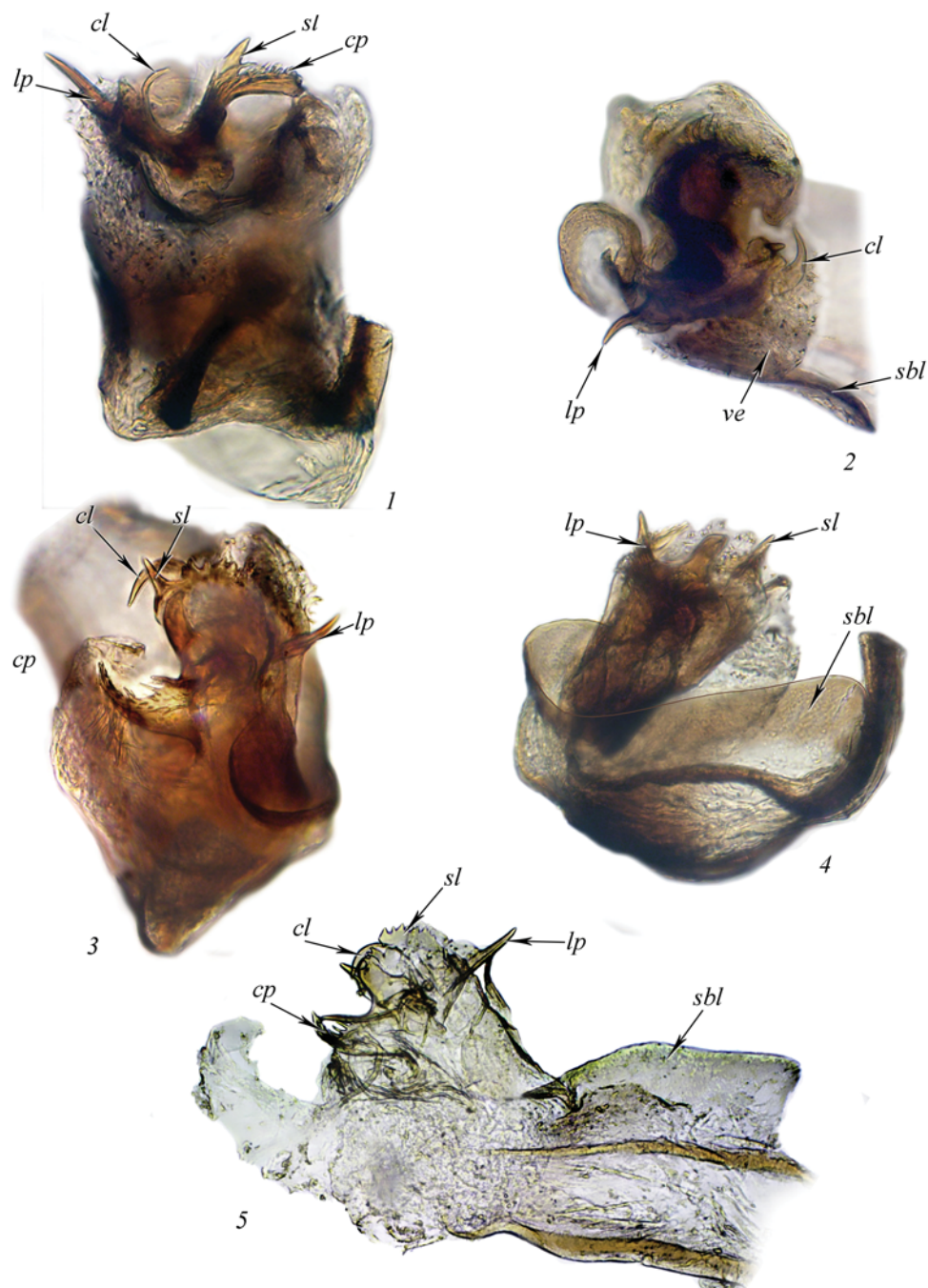


Fig. 8. *Ulidia albidipennis*: 1–5 – phallus glans, different aspects (cl – claw-like structure, sl – serrate lamina, cp – curved comb-like projection, lp – longest projection, sbl – subbasal lobe of glans, ve – vesica).

Fig. 8. *Ulidia albidipennis*: 1–5 – гланс фаллюса, виды с разных сторон (cl – когтевидная структура; sl – зубчатая пластинка, cp – искривленный гребневидный вырост, lp – самый длинный вырост, sbl – суббазальная лопасть гланса, ve – пузырь).

22.06.1984, 3 ♂ (dissected), ♀ (Karachevskaja) (SIZK); Northern Crimea: Bokalska Kosa, 6.06.1990, ♂ (dissected), 2 ♀ (Zrazhewsky) (NMP).

**Diagnosis.** Fits the diagnosis of the group differing by the structure of the phallus glans. Its projections (fig. 6, 4, 5) are as follows: one is the claw-like structure (cl),

the serrate lamina (*sl*) with numerous denticles at base but without long spur, spine-like lobe or a curved comb-like projection; an Y-like sclerite (*ys*) is formed by 2 rounded plates with common stem; rasper-like structure (weaker denticles) on the vesica (*ve*) present; a membranous flap (*mf*) with sclerotized bar (*sb*) present.

**Notes.** Most of French, Germany and Polish specimens known to me apparently belong here, but they were not available for study after the genitalic differences between this species and *U. albidipennis* were recognised, and therefore need re-examination.

The only type specimen of *Ulidia nitida* Meigen, 1826 has not been located in this study. This species was originally said to have entirely black tarsi. Th. Becker (1902) noted that the only female specimen from the Baumhauer's collection in the NHMW has the basal joints of hindleg yellow and does not differ otherwise from *U. erythrophthalma*, and I still consider these names to be synonyms.

### *Ulidia semiopaca* Loew, 1868

**Material examined.** Type. Holotype ♀: [France:] "Paris / Fairm", "Coll. / H. Loew", "Type" [red label], "semi / opaca m." (ZMHB).

**Notes.** The only known specimen fits the diagnosis of this group, differing from other species by having tergites 1–4 almost entirely matt. This character does not look to be an artifact, and I consider *U. semiopaca* as a separate species. I was unable to find any similar specimens among *Ulidia* collected in France.

### *Ulidia* sp. near *nigripennis*

**Material examined.** Greece: N Kilkis, between Fanos and Skra, ca. 41°05'N 21°24'E, 4.06.2002, ♀ (Kameneva, S. Korneyev, V. Korneyev) (SIZK).

**Diagnosis.** Head black, except antero-medial one-third of frons dark orange to reddish brown; no whitish microtrichose areas; frons pitted; parafacial black, as wide as flagellomere 1; eye 1.2 times as high as wide; gena pitted; frontal and genal setulae short, at most half as long as orbital and genal seta; mesonotum shining black; wing uniformly brown including base; halter brown; legs black, except mid- and hindtarsi yellowish; hindfemur very slightly swollen; hindtibia almost straight; abdomen shining black, very finely shagreened, with a faint greenish tinge.

**Notes.** The only female fits the diagnosis of *U. nigripennis* in having shining mesonotum, well-developed acrostichal seta and yellow mid- and hindtarsi, but has wing uniformly darkened and brown halter. It cannot be identified with certainty based on a female specimen only.

I wish to express my sincere thanks to Andrew Whittington, Bernhard Merz and Gary Steck for reading the manuscript and useful critical comments and language improvements and to Valery A. Korneyev for preparation of digital photographs. Specimens studied were borrowed or examined through the kindness of the following collection curators:

Miroslav Barták, Prague (specimens from private collection now transferred to MNP); David Grimaldi and Tam Nguyen (AMNH); Joachim Ziegler (DEI and then ZMHB); László Papp (HMNH); Bernhard Merz (MHNG); Pascal De Bleeker (MHN Lille); Peter Sehna (NHMW); Christophe Dageron and Cedric Siebold (MNHNP); Patrick Grootaert and Pol Limbourg (RBNH); Hans-Peter Tschorsnig (SMNS); Amnon Freidberg (TAU); Allen L. Norrbom and David Furth (USNM); Bradley Sinclair (ZFIB); Andrei Ozerov and Anatoly Shatalkin (ZMUM); Marion Kotrba and Wolfgang Schacht (ZSSM).

I greatly appreciate the invaluable help from Amnon Freidberg, Bernhard Merz, Lita Greve Jensen, Despina Vokou, F. Christian Thompson, Allen L. Norrbom, and Joachim Ziegler, who made possible my visits to Tel Aviv, Geneva, Thessaloniki, Washington, Vienna and Berlin in 2000–2004.

This paper is a part of study supported by the travel grants from Curtis Sabrosky Fund (USNM & SEL BARC USDA, Washington, D.C., U.S.A.) and Ernst Mayr Fund (Cambridge University, Cambridge, Ma., U.S.A.) in 2001, and by the Deutscher Akademischer Austauschdienst (Bonn, Germany) stipend in 2002. The collecting trip to Greece in 2002 was funded by the FaunaEuropaea project through the kindness of Dr. Thomas Pape.

Andersson H. Revision of Swedish Homalocephala Zetterstedt (Diptera, Otitidae) // Entomol. Tidskr. — 1991. — 112. — P. 27–32.

Beschovsky V. L. Sur la position taxonomique de Dicraeus discolor (Becker, 1910) (Diptera: Chloropidae) et Tetanops psammophila Loew, 1862 (Diptera: Otitidae) du littoral Bulgare de la mer Noire // Nouv. Rev. Ent. — 1974. — 4, N 2. — P. 137–143.

- Becker Th. Die Meigen'schen Typen der sogen. Muscidae acalypterae (Muscaria holometopa) in Paris and Wien // Z. Syst. Hymenopt. Dipterol. — 1902. — 2. — S. 209—256, 289—320, 337—355.
- Belcari A., Girolami V., Rivosecchi L., Zaitzev V. F. Diptera Tephritoidea // Checklist delle specie della fauna Italia / Eds A. Minelli, S. Ruffo, S. La Posta. — 1995. — Fasc. 72. — 13 p.
- Borgersen B., Greve L. Pseudotephritis corticalis (Loew, 1873) (Diptera, Otitidae) new to Fennoscandia and Denmark // Fauna norv. Ser. B. — 1989. — 36. — P. 141—142.
- Carles-Tolrà M., Baez M. Otitidae (Ortaliidae) // Catálogo de los Diptera de España, Portugal y Andorra / Coord. M. Carles-Tolrà. — Zaragoza : S.E.A., 2002. — P. 178. — Monographias SEA. 8.
- Carles-Tolrà M., Kameneva E. P. Nuevos datos faunísticos sobre Ulidiidae de España y Portugal (Diptera: Ulidiidae) // Heteropterus Rev. Entomol. — 2008. — 8 (1). — P. 47—51.
- Cole F. R. The flies of western North America. — Berkeley ; Los Angeles : Univ. California Press, 1969. — 693 p.
- Curran C. H. New American Diptera // Amer. Mus. Novitates. — 1938. — 975. — P. 1—7.
- Coquebert A. J. Sur une nouvelle espece de mouche // Bull. sciences, par la Societé philomatique de Paris. — 1798. — 2, N 19. — P. 145.
- Coquebert A. J. Illustratio iconographica insectorum quae in Musaeis parisinis observavit et in lucem edidit Joh. Christ. Fabricius, praemissis ejusdem descriptionibus; accedunt Species plurimae, vel minus aut nondum cognitae. Tabularum decas tertia. — Parisiis : Didot, 1804. — P. [1—3], 91—142, XXI—XXX.
- Dunk K. v.d. Zweifluegler aus Bayern VIII (Platystomatidae, Otitidae, Ulidiidae, Tephritidae, Lonchaeidae, Pallopteridae, Neottiophilidae, Piophilidae, Clusiidae) // Entomofauna. — 1996. — 17, N 27. — S. 413—423.
- Fabricius J. C. Systema antliatorum secundum ordines, genera, species adiectis synonymis, locis, observationibus, descriptionibus. — Brunsvigae [= Brunswick], 1805. — 372 + 30 p.
- Frey R. Mitteilungen über finnländischen Dipteren // Acta Soc. Fauna Flora fenn. — 1908. — 31. — S. 1—24.
- Gosseries J. Ulidiidae — Otitidae // Catalogue of the Diptera of Belgium : Documents de Travail de L'Institut. Regal. Sci. Natural. Belg. / Eds P. Grootaert, L. De Bruyn, M. De Meyer. — Bruxelles, 1991. — 70. — P. 128—129.
- Greve L. Families Otitidae and Ulidiidae (Diptera) in Norway // Fauna Norvegica. Ser. B 44. — 1997. — P. 129—142.
- Greve L., Nielsen T. R. Homalocephala albitasis Zetterstedt, 1838 (Diptera, Ulidiidae) in Norway // Dipterists Digest. — 2001. — 8. — P. 65—66.
- Hadley A. CombineZM. [Open source image processing software package for creating extended depth of field images]. <http://www.hadleyweb.pwp.blueyonder.co.uk/CZM>. — 2007.
- Hennig W. 46/47. Otitidae (46. Otitidae und 47. Pterocallidae) // Die Fliegen der paläarktischen Region / Ed. E. Lindner. — Stuttgart : E. Schweizerbart. Verl., 1939. — 5, Lfg. 126—128. — 79 S.
- Hennig W. 45. Ulidiidae // Die Fliegen der paläarktischen Region / Ed. E. Lindner. — Stuttgart : E. Schweizerbart. Verl., 1940. — 5, Lfg. 133. — 34 S.
- Jaroszewski W. A. (Ярошевский В. А.) [A list of the dipterous insects (Diptera) collected mainly in Kharkov and its vicinity] Список Двукрылых насекомых (Diptera), собранных преимущественно в Харькове и его окрестностях // Тр. Харьков. об-ва испыт. природы [Proceedings of the Kharkov Naturalists' Society]. — 1876. — 10. — С. 1—49. — Russian.
- Jaroszewski W. A. (Ярошевский В. А.) [The 1<sup>st</sup> supplement to the list of the dipterous insects (Diptera) collected mainly in Kharkov and its vicinity] Первое дополнение к списку Двукрылых насекомых (Diptera), собранных преимущественно в Харькове и его окрестностях // Тр. Харьков. об-ва испыт. природы [Proceedings of the Kharkov Naturalists' Society]. — 1877. — 11. — С. 1—138.
- Jaroszewski W. A. (Ярошевский В. А.) [The 3<sup>rd</sup> supplement to the list of the dipterous insects (Diptera) collected mainly in Kharkov and its vicinity, with notes on their distribution in the borders of the Russian Empire] Третье дополнение к списку Двукрылых насекомых (Diptera), собранных преимущественно в Харькове и его окрестностях, с указанием распространения их в пределах Европейской России // Тр. Харьков. об-ва испыт. природы [Proceedings of the Kharkov Naturalists' Society]. — 1880(1879). — 13. — С. 1—13.
- Jaroszewski W. A. (Ярошевский В. А.) [The 5<sup>th</sup> supplement to the list of the dipterous insects (Diptera) collected mainly in Kharkov and its vicinity, with notes on their distribution in the borders of the Russian Empire] Пятое дополнение к списку Двукрылых насекомых (Diptera), собранных преимущественно в Харькове и его окрестностях, с указанием распространения их в пределах европейской России // Тр. Харьков. об-ва испыт. природы [Proceedings of the Kharkov Naturalists' Society]. — 1884(1883). — 17. — С. 1—33.
- Kabos W. J., Aartsen van B. De Nederlandse Boorvliegen (Tephritidae) en Prachtvliegen (Otitidae) // Wetenschappelijke Mededelingen van de Koninklijke Nederlandse Natuurhistorische Vereniging. — 1984. — N 163. — 52 S.
- Kameneva E. P. (Каменева Е. П.) Picture-winged flies (Diptera, Ulidiidae) of the Eastern Europe, Asiatic Russia, Kazakhstan and Central Asia (Мухи-лентокрылки (Diptera, Ulidiidae) Восточной Европы, азиатской части России, Казахстана и Средней Азии) // Vestnik zoologii. — 1992. — N 4. — P. 25—30. — Russian.



- Kameneva E. P.* Revision of the palaeartic species of *Meliera* R.-D. (Diptera, Ulidiidae, Otitinae). 1. The groups of species assigned to *Hypochra* Loew // *Vestnik zoologii*. – 1996. – N 6. – P. 19–46.
- Kameneva E. P.* New synonyms of *Euxesta pechumani* (Diptera, Ulidiidae) // *Vestnik zoologii*. – 2000. – **34**, N 4–5. – P. 16.
- Kameneva E. P.* The first record of the genus *Homalocephala* (Diptera, Ulidiidae) in Ukraine // *Vestnik zoologii*. – 2002 a. – **36**, N 3. – P. 14.
- Kameneva E. P.* The first record of the genus *Pseudoseioptera* (Diptera, Ulidiidae) in Ukraine // *Vestnik zoologii*. – 2002 b. – **36**, N 4. – P. 70.
- Kameneva E. P.* Supplementary notes to the checklist of Kyrgyzian Diptera. II. Ulidiidae (= Otitidae) // *Entomological Investigations in Kyrgyzstan*. – 2002 c. – N 22. – P. 149–156.
- Kameneva E. P.* New records of picture-winged flies (Diptera, Ulidiidae) of Central America, including the description of new taxa // *Studia Dipterologica*. – 2004 (2003). – **10**, H. 2. – P. 609–652.
- Kameneva E. P.* A new species of *Herina* (Diptera, Ulidiidae) from Switzerland, with a key to European species and notes on nomenclature and distribution // *Vestnik zoologii*. – 2007. – **41**, N 5. – P. 405–421.
- Kameneva E. P., Greve L.* Fauna Europaea: Ulidiidae // *Fauna Europaea: Diptera Cyclorhapha. Fauna Europaea version 1.1.* / Ed. T. Pape. – <http://www.faunaeur.org>. – 2004.
- Kameneva E. P., Korneyev V. A.* Holarctic Genus *Pseudoseioptera* Stackelberg (Diptera: Ulidiidae (= Otitidae)). Part II. Redescription of the genus and review of species // *J. Ukr. ent. soc.* – 1995 (1993). – **1**, N 3–4. – P. 69–78.
- Kameneva E. P., Korneyev V. A.* Myennidini, a new tribe of the subfamily Otitinae (Diptera: Ulidiidae), with discussion of the suprageneric classification of the family // *Biotaxonomy of Tephritoidea* / Ed. A. Freidberg : Proc. Tephritidological Meeting, Israel, 2000 // *Isr. J. Entomol.* – 2006. – **35–36**. – P. 497–586.
- Karpa A., Korneyev V. A., Kameneva E. P.* Materials on Latvian Diptera (Brachycera) // *Latvijas Entomologs*. – 2005. – **42**. – P. 65–74.
- Krivoshaina N. P., Kovalev V. G. (Кривошейна Н. П., Ковалев В. Г.)* New data on flies of the genera *Seioptera* Kirby and *Pseudoseioptera* Stack. (Diptera, Otitidae) (Новые данные о мухах родов *Seioptera* Kirby и *Pseudoseioptera* Stack. (Diptera, Otitidae)) // *Izvestiya SO AN SSSR (Изв. СО АН СССР)*. – 1972. – **5**, вып. 1. – С. 81–86. – Russian.
- Krivoshaina M. G., Krivoshaina N. P.* A revision of the genus *Homalocephala* (Diptera, Ulidiidae) of Russia // *Russ. Entomol. J.* – 1995. – **4**, N 1–4. – P. 109–113.
- Krivoshaina N. P., Krivoshaina M. G. (Кривошейна Н. П., Кривошейна М. Г.)* Revision of palaeartic species of the genus *Myennis* (Diptera, Otitidae) (Ревизия палеарктических видов рода *Myennis* (Diptera, Otitidae)) // *Zool. Zhurnal (Зоол. журн.)* – 1997. – **76**, N 5. – P. 628–632. – Russian.
- Lobanov A. M. (Лобанов А. М.)* [Materials on the biology and ecology of *Seioptera vibrans* L. (Ulidiidae)] [Материалы к биологии и экологии *Seioptera vibrans* L. (Ulidiidae)] // [Medic. Parasitol. and Parasit. Diseases] Мед. паразитолог. и паразит. болезни. – 1958. – **27**, № 3 – С. 349–355. – Russian.
- Lobanov A. M. (Лобанов А. М.)* On morphology of full grown larva of *Tetanops sintenisi* (Diptera, Otitidae) (О морфологии взрослой личинки *Tetanops sintenisi* (Diptera, Otitidae)) // *Zool. Zhurnal (Зоол. журн.)* – 1972. – **53**, № 1. – С. 146–149. – Russian.
- Loew H.* Neue Beiträge zur Kenntniss der Dipteren. Zweiter Beitrag // *Programm K. Realschule zu Mezeritz*. – 1854. – 24 S.
- Loew H.* Sechs neue europäische Ortalidae // *Wien. ent. Mschr.* – 1864. – **8**, H. 1. – S. 8–17.
- Macquart J. P. M.* Histoire naturelle des Insectes. Dipteres. Tome deuxième. Ouvrage accompagne de planches // *Nouvelles suites a Buffon, formant, avec les oeuvres de cet auteur, un cours complet d'histoire naturelle. Collection accompagnee de planches.* / Ed. N. E. Roret – Paris : Roret, 1835. – IV+ 703 or 710 p.
- Martinek V.* Otitidae // *Studia dipterologica* / Eds H. Schumann, R. Bährmann, A. Stark. Checkliste der Dipteren Deutschlands. – Halle am Saale, 1999. – Suppl. 2. – P. 165.
- McAlpine J. F.* Morphology and terminology // *Manual of Nearctic Diptera. Vol. 1* / Coords. J. F. McAlpine, B. V. Peterson, G. E. Shewell, H. J. Teskey, J. R. Vockeroth, D. M. Wood – Ottawa : Research Branch, Agriculture Canada, 1981. – P. 9–63. – (Monograph of the Biosystematics Research Institute, N 27).
- Meigen J. W.* Systematische Beschreibung der bekannten europäischen zweiflügeligen Insekten. – Hamm : Schultz, 1826. – **5**. – XII + 412 S.
- Merz B.* Zur faunistik der Pyrgotidae, Platystomatidae und Ulidiidae (= Otitidae) (Diptera, Tephritoidea) der Schweiz mit spezieller Berücksichtigung von *Otites Latreille* // *Mitt. Schweiz. Entom. Ges.* – 1996. – **69**. – S. 405–416.
- Merz B.* Additions and corrections to the checklist of Ulidiidae of Hungary (Diptera: Acalyprata) // *Folia Ent. Hung.* – 2000. – **61**. – P. 207–214.
- Merz B.* *Callopietromyia annulipes* (Macquart, 1855), a Nearctic species of Ulidiidae (Diptera), new for the Palaeartic Region // *Studia Dipterologica*. – 2008(2007). – **14**, H. 1. – P. 161–165.
- Merz B., Roháček J.* New records of *Homalocephala biumbrata* (Wahlberg, 1839) (Diptera, Ulidiidae, Ulidiinae) from Western and Central Europe // *Studia Dipterologica*. – 2005. – **12**, H. 1. – P. 8–9.



- Merz B., Gyseghem van R. *Callopietromyia annulipes* (Macquart, 1855), neu auch für Deutschland (Diptera, Ulidiidae) // *Studia Dipterologica*. – 2008 (2007). – **14**, H. 1. – S. 165.
- Nowakowski J. T. Otitidae (Ortalidae) – Ulidiidae // *Checklist of Animals of Poland*. Vol. 2. Part 32/25–29. Insecta: Trichoptera – Siphonaptera. – 28. Diptera / Ed. J. Razowski. – Wrocław : Wydawnictwo Polskiej Akademii Nauk, 1991. – P. 174–177.
- Pakalniškis S., Podėnas S. 258 new to Lithuania Diptera species found in 1964–1992 // *New and Rare for Lithuania Insect Species. Records and Descriptions of 1992* / Ed. V. Jonaitis. – Vilnius, 1992. – P. 56–82.
- Preysler J. D. Beschreibungen und Abbildungen derjenigen Insecten, welche in Sammlungen nicht aufzubewahren sind, dann aller, die noch ganz neu, und solcher, von denen wir noch keine oder doch sehr schlechte Abbildungen besitzen // *Samml. physik. Aufsätze*. – Dresden : J. Mayer, 1791. – Bd. 1. – S. 55–151.
- Rivosecchi L. Contributo alla conoscenza degli Otitidi Italiani (Diptera, Acalyptera, Otitidae) // *Bolletino dell'Associazione Romana di Entomologia*. – 1995 (1994). – **49**, N 3–4. – P. 75–117.
- Roháček J. Ulidiidae Macquart, 1835 // *Checklist of Diptera of the Czech Republic and Slovakia* / Eds. L. Jedlička, V. Stloukalová, M. Kúdela. – Electronic version 1. – <http://zoology.fns.uniba.sk/diptera> + CDROM: ISBN 80–969629–0–6. – 2006.
- Rondani C. Ortalidinae Italicae collectae, distinctae et in ordinem dispositae. – *Dipterologiae Italicae Prodomus, Pars VII. Fasc. 3. Linea A. Ortaloidi. Dipter. Stirps XX. Ortalidinae Rndn.* // *Bull. Soc. Entomol. Italiana*. – 1869. – **1**. – P. 5–37.
- Rotheray G. E., Robertson D. M. The biology and early stages of Homalocephala (Diptera: Ulidiidae) // *Br. J. Ent. Nat. Hist.* – 1998 (1997). – **10**. – P. 139–144.
- Séguy E. Diptères (Brachycères) (Muscidae Acalypterae et Scatophagidae) // *Faune de France*. – Paris : LeChevalier et fils, 1934. – **28**. – IV + 832 p.
- Schacht W. Katalog der Zweiflügler (Mücken und Fliegen) Bayerns: Familienliste – Artenliste – Literaturverzeichnis – Bestimmungsliteratur (Insecta: Diptera). Stand: 31.5.2007. – <http://www.zsm.mwn.de/dip/> – 2007.
- Schiner J. R. Fauna Austriaca. Die Fliegen (Diptera). II Teil. – Wien, 1864. – XXXII + 658 S.
- Smit J. T. De prachtvlieg *Tetanops sintenisi* nieuw voor Nederland (Diptera: Ulidiidae) // *Nederlandse faunistische mededelingen*. – 2005. – **22**. – S. 91–94.
- Soós Á. Neue Angaben die paläarktischen Otitiden (Diptera) // *Ann. hist.-nat. mus. nation. Hung. (Ser. nova)*. – 1957. – **8**. – S. 389–399. – Budapest : Akadémiai Kiadó, 1984. – P. 45–59.
- Soós Á. 48. család: Ulidiidae – Tarkalegyek. 49. család: Otitidae – Foltoslegyek // *Magyarország állatvilága. Fauna Hungariae. Diptera II*. – Budapest : Akadémiai Kiadó, 1980. – **15**, Füzet 2. – P. 61–93.
- Soós Á. Untersuchungen des Typenmaterials der Rondanischen Sammlung. 2. Otitidae (Diptera) // *Acta Zool. Acad. Sci. Hung.* – 1983. – **29**, N 1–3. – S. 253–260.
- Steyskal G. C. Family Otitidae // *A Catalog of the Diptera of America North of Mexico* / Eds A. Stone, C. W. Sabrosky, W. W. Wirth et al. – Washington : U. S. Dept. Agric., 1965. – Handbook N 276. – P. 642–654.
- Steyskal G. C. Notes and descriptions of Egyptian Acalyprate Diptera [Ephydriidae, Milichiidae, Otitidae] // *Bull. Soc. ent. Egypte*. – 1968 (1966). – **50**. – P. 109–125.
- Stucke J.-H., Merz B. Drei für Deutschland neu nachgewiesene acalyprate Fliegen (Diptera: Lauxaniidae, Pallopteridae, Ulidiidae) // *Studia Dipterologica*. – 2006 (2005). – **12**, H. 2. – S. 242–243.
- Van Aartsen B., Beuk P. Family Ulidiidae // *Checklist of the Diptera of the Netherlands* / Ed. P. L. Th. Beuk. – Utrecht : KNNV Uitgeverij, 2002. – P. 238–239.
- Winqvist K. 14.6. Ulidiidae // *Draft Catalogue of Finnish Flies (Diptera: Brachycera & Cyclorhapha)* / Ed. J. Kahanpää. – Helsinki, 2004. – P. 87.
- Zaitzev V. F. Family Ulidiidae // *Catalogue of Palaearctic Diptera. Vol. 9. Micropezidae – Agromyzidae* / Eds Á. Soós, L. Papp. – Budapest : Akadémiai Kiadó, 1984. – P. 59–66.
- Zuska J. The Czechoslovak Species of Ulidiidae (Diptera, Acalyprata) // *Acta Faunist. Entomol. Mus. Nation. Pragae*. – 1967. – **12**. – P. 201–206.