


Arcadian

Services

1-800-BUY-SOAP
1-888-BUY-A-WASH
(256) 766-7734
3109 Northington Ct.
Florence, AL. 35630



CAR WASH PARTS CATALOG

SELF SERVICE - AUTOMATIC - TUNNELS

1-800-BUY-SOAP
1-888-BUY-A-WASH

Arcadian Services

1-800-BUY-SOAP
1-888-BUY-A-WASH
(256) 766-7734
3109 Northington Ct.
Florence, AL. 35630

CAR WASH PARTS CATALOG

Phone Numbers / Information

Main Office: 1-800-BUY-SOAP (289-7627) or 1-888-BUY-A-WASH (289-2927)

Fax: (256) 764-8848 Email: info@arcadianservices.com Web: www.arcadianservices.com

INDEX IS IN REAR OF CATALOG

YOUR COMMON PARTS LIST:

TIMERS: _____

TRIGGER GUNS: _____

VAC HOSES/NOZZLES: _____

SWIVELS: _____

VENDING: _____

VENDING: _____



VENDING: _____

CHECK VALVES: _____

SPRAY TIPS: _____

HOSE FITTINGS: _____

OTHER: _____



Single Column Electronic



Made in The U.S.A.



- **VEND CAPACITY - 24 SHELVES**
- LED Display - Shows price setting, amount inserted, vend sales count, etc.
- 24 Volt AC power requirement
- Motorized shelf drop, no handles to pull
- 25¢ - \$9.75 price adjustment
- Max product size - 1 1/4" x 4 1/4" x 8"
- Ship Weight - 49 lbs
- Coin Box equipped with lock & 2 keys
- Machine Size - 42"H x 12 1/4"W x 5 1/4"D

Part #	Coin Acceptor
VEL399	Slugbuster
VEL399-MA	MA800
VEL399LM-X10	X10

BOTTLE VENDERS	
Part #	Coin Acceptor
VEL399B	Slugbuster
VEL399B-MA	MA800
VEL399BLM-X10	X10

Three Column Electronic



- **VEND CAPACITY - 72 SHELVES**
- LED Display - Shows price setting, amount inserted, vend sales count, etc.
- 24 Volt AC power requirement
- Motorized shelf drop, no handles to pull
- 25¢ - \$9.75 price adjustment
- Max product size - 1 1/4" x 4 1/4" x 8"
- Ship Weight - 125 lbs
- Coin Box equipped with lock & 2 keys
- Machine Size - 42"H x 19 1/4"W x 12"D



Made in The U.S.A.

Part #	Coin Acceptor
VEL899	Slugbuster
VEL899-MA	MA800
VEL899-X10	X10
VEL899-QL	MicroCoin QL



5 Column Electronic

- **VEND CAPACITY - 180 SHELVES**
- LED Display - Shows price setting, amount inserted, vend sales count, etc.
- 24 Volt AC power requirement
- Motorized shelf drop, no handles to pull
- 25¢ - \$9.75 price adjustment
- Max product size - 1 1/4" x 4 1/4" x 8"
- Ship Weight - 170 lbs
- Coin Box equipped with lock & 2 keys
- Machine Size - 41"H x 21"W x 11 1/2"D



Made in The U.S.A.

Part #	Coin Acceptor
VEL599	Slugbuster
VEL599-MA	MA800
VEL599-X10	X10

Armor All 4oz Tire Foam Electronic



- Vends 4 oz Tire Foam Cans ONLY
- Includes Decal
- F.O.B. Factory
- Foaming Action Lifts Dirt/Grime
- Dries in Minutes/ Lustrous Shine
- Won't Harm Wheels or Covers
- Guards Against the Elements Which Crack/Fade Tire Sidewalls
- Cleans, Shines and Protects 8 Tires
- Shipped UPS or FedEx Ground



Made in The U.S.A.

VTF699

ELECTRONIC VENDER REPLACEMENT PARTS



LP89934

Circuit Board for
3 & 5 Column Venders

LP39963
Coin Insert Plate




LP89920 Black/Red Switch Pad



LP59915

White Ribbon
Cable



Slugbuster acceptor
w/Laurel plug

LP399102



LP39919

Circuit Board for
Single Column Venders

Part #	Description
LP39910	Vend Motor & Fastener
LP399100	IDX X-10 insert
LP399102	Slugbuster acceptor w/Molex plug
LP39915	Empty switch
LP39919	Circuit board 399 w/LED display
LP39941	Empty rod/sold out wire
LP39962	LED Window - red
LP39919	399 Circuit Board w/ LED Display
LP89934	899 Circuit Board w/ LED Display
LP39964	IDX MA800 insert

Part #	Description
LP39963	Coin insert plate
LP39964	IDX - MA800 insert
LP399A14	Drive cam
LP599C24	Vend motor assembly
LP89920	Black/Red Switch pad
LP59915	Ribbon cable white
LP89934	Circuit board 899w/LED display
LP89941	Empty Switch
LP899A42	Vend motor assembly w/wire harness
LP59915	Ribbon Strip
LP399101	Microcoin QL w/ Molex Plug

RETROFIT KITS

Converts manual venders into electronic venders

***THE TIRE FOAM CAN VENDER, THE 3 COLUMN VENDER AND THE 5 COLUMN VENDER ARE NOT RETROFITTABLE AT THIS TIME.



Retrofit Kit Features:

Electronic Coin Mechanism, New Door with LED window, Universal connector for shelf drop

Part #	Coin Mech
VEL399RK	Slugbuster
VEL399RK-MA	MA800
VEL399RK-X10	X-10
VEL399RK-QL	MicroCoin QL



Door

TRANSFORMERS



TR0135

Can be used to power more than one vender
110V- 24V

**For any Electronic Vender 40 VA

LAUREL MECHANICAL VENDERS

Single Column Vender



.25 to 1.00
Stainless Steel W/
Security Bar

VE0201

.50 to 3.00
Stainless Steel W/
Security Bar

VEL800

Bottle Vender



Vends
"Old Style"
Round Bottles!

*Optional
vault ready
at
additional
cost*



Dimensions on all single
column machines:

- 42" High
- 12 1/4" Wide
- 6 1/2" Deep

.50 to 3.00
Stainless Steel W/
Security Bar

VEL900

5 Column Vender



Includes:

- 5 column vending machine
- 864 "Little Tress"
- 5 column decal
- 36 shelves per column
- .25-1.50 coin mech
- 41"H x 21"W x 11 1/2"D
- 165 lbs.



VE0206

3 Column Drop Shelf Vender


- .25¢ - \$1.50 Vend Pricing
- 72 Shelf Capacity (24 per column)
- Maximum Product Size-
1 1/4"H x 8"W x 4"D
- Cabinet Size
42"H x 19 1/4"W x
12"D, add 1 1/4" to
front for security frame
- 125 lbs.

**3 column vender is
available with a
3 column Armor All®
or
SIMONIZ® Car Care Center decal**

VEL300



MECHANICAL VENDER PARTS



Vender Parts Key

- S1 = single column .25-1.00
- S3 = single column .50-3.00
- TF = Tire foam vender
- B4 = 4 oz. bottle vender
- 5C = 5 Col. Vender
- 3C = 3 Col. Vender

Part #	Description	Vender Key
CB0218	Coin Insert - US Quarter	All Venders
LP2101	Magazine Assembly	S1
LP21101	Coin Mech .25-1.00	S1
LP21119	Coin button return	All Venders
LP21126	Coin insert plate	S1, S3, TF, B4
LP21131	Coin box .25-1.00 With Lip	S1
LP2100138	Bottom Guard	S1, S3, TF, B4
LP21133	Lock & key for coin box	All Venders
LP2123	Ratchet pawl assembly for mechanical coin mech	All Venders
LP2131	Pull rod assembly with knob	S1, S3, TF, B4
LP2132	Knob with set screw	All Venders
LP2145	Ratchet	S1
LP2163	SS Security frame	S1, S3, B4
LP210064	SS side bar w/bolts F	All Venders
LP21A63	SS Security frame w/side bars	S1, S3, B4

Part #	Description	Vender Key
LP2500A80	Coin Box	TF
LP30031	Ratchet	TF, S3, B4
LP30069	Coin Box no lip	S1, S3, B4
LP300D1	Magazine Assembly	S3
LP300D15	Coin Mech	S3, B4, TF
LP300D1B	Magazine Assembly	B4
LP3093	Coin box door no hinge	5C
LP30A26	Pull rod assembly	5C
LP30A79	Coin Box	5C
LP30A83	Security frame set	5C
LP30E36	Coin Mechanism, 5 Col.	5C
LP8196	Coin box door	3C
LP81A27	Pull rod assembly	3C
LP81A80	Coin box	3C, 5C
LP81B36	Coin Mechanism	3C
LP2110	Shelf Wire	All Venders

LAUREL VENDER CAR FRESHNER PACKAGES

Electronic Venders

Electronic 5-Column
Single-Coin (Sensortron)



Includes:

- 864 "Little Trees"
- 5-column decal
- 36 shelves per column
- 41"H x 21"W x 11.5"D
- 165lb



VEL599

VENDER	PART #
Electronic 5 COL. Multi-Coin W/ MA800	VEL599-MA
Electronic 5 COL. Single-Coin W/ Sensortron	VEL599
Electronic 1 COL. Multi-Coin W/ MA800	VEL399CF-MA
Electronic 1 COL. Single-Coin W/ Sensortron	VEL399CF

Mechanical Venders

Mechanical 1-Column
Single-coin

Includes:
288 "LITTLE TREES"
.50 - \$3.00 coin mech.

VEL800CF



Mechanical 5-Column Single-Coin

Includes: 864 "LITTLE TREES", 5-column decal, 36 shelves per column, 25 cts - \$1.50 coin mech., 41"H x 21"W x 11.5"D, 165lb

VE0206

Vending Machine Decals	
DESCRIPTION	PART #
Car-Freshner	VE0139
"Little Tree" Overlays	VE0129
Air Freshner Decal	VE0120

VENDER ISLANDS

Take your business to the next level with customized Vending Islands!!!

From 4 up to 10 Venders per Island

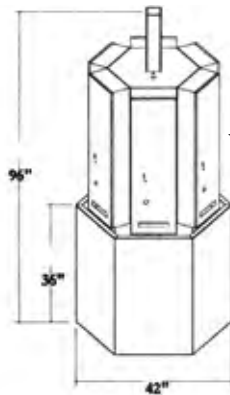
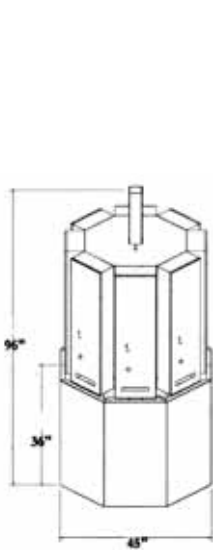
Hexagon, Octagon or Straight Line Isles available

Choice of Money Box or Vault ready

All Aluminum & Stainless Steel construction

HEXAGON VENDER BASE

6 Venders VIHEX6



OCTAGON VENDER BASE

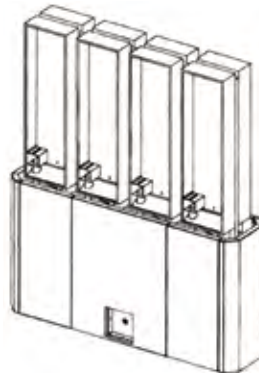
8 Venders VIOCT8



**IN-LINE DOUBLE SIDED
6 VENDERS**
(venders sold separately)

IN-LINE DOUBLE SIDED VENDER BASE

Part #	# of Venders	Width
VIILDS4	4	36 1/4"
VIILDS6	6	52"
VIILDS8	8	67"
VIILDS10	10	82"



IN-LINE DOUBLE SIDED 3 COLUMN VENDER BASE

Part #	# of Venders	Width
VIL3C4VR	4	52"
VIL3C6VR	6	73"

CANOPIES

- Customize canopy w/business name & logo
- Wide variety of colors to choose from
- Optional Lighted canopies available
- Many canopy shapes & styles available

Full Dome Canopy

w/light for Hexagon & Octagon

VICD444



Long Dome Canopy

4 - 7 ft. wide available depending on the width of your Vender Base





MEGUIAR'S NEW VENDABLE SINGLE WIPES



Wipes come 144 per case
Decals NOW Available! (Really)



Quik Interior
 MGV13600

Decal - MGVO700



Dash Wipe
 MGV11501

Decal - MGVO400



Rich Leather
 MGV10901

Decal - MGVO300

Arcadian Services

We offer a full line of Wash Systems!
 Including In-Bay Units, Tunnels
 & Self-Service



Call us today to see the services
 we offer. We promise you will
 get the best system at the best
 price!

ARMOR ALL® TO-GO WIPES

25 Wipes Per Pack
 6 Packs Per Case



AR78431	TO-GO AUTO GLASS WIPES
AR78434	CLEANING WIPES

ARMOR ALL® PROTECTANT


Armor All® Protectant guards against ozone, oxygen and ultraviolet rays which can crack, dull, harden and fade materials like rubber, vinyl, plastic, finished leather and sealed wood. Ideal for use on car interiors and exteriors.



PROTECTANT Sponge Pack



- * 100 per case
- * 1.00 vend
- * Brings back \$100.00



* FREE DECAL
ARD100

VS10800

Armor All® Protectant Filled Sponge is a handy sponge filled applicator package. This 4½" x 6" packet has enough protectant to treat entire interior of most cars.

CLEANER Sponge Pack



- * 100 per case
- * \$1.00 vend
- * Brings Back \$100.00



AR30800

Armor All® Cleaner Filled Sponge is a handy sponge filled applicator package. This 4½" x 6" packet has enough cleaner to treat entire interior of most cars.

* FREE Decal
ARD150

PROTECTANT 4 OZ.



24 per case
*CASE ONLY

AR13040

Per Case

* FREE DECAL
ARD123



TIRE FOAM Cans



4 oz.

AR40040

20 oz.

AR40320

12 cans per case

* FREE DECAL
ARD200



Extreme Tire Shine Gel

2 oz.



AR78467

100per case



* FREE DECAL

ARD400

Extreme Tire Shine

15 oz. Aerosol

6 per case

AR77958



Extreme Tire Shine

22 Ounce Spray

- Long lasting, high gloss shine
- Makes tires look new
- No wiping

6 per case
*CASE ONLY

AR78004



TUFF STUFF

22 oz. Aerosol



12 per case

AR71153

Ultra Shine Finish

16 oz.



AR10345

6 per case
*CASE ONLY

Fierce Tire Foam

18 oz.

6 per case

AR14900



MULTI-PURPOSE CLEANER

20 oz. Trigger

12 per case
*CASE ONLY

AR30200



Wheel Cleaner

24 oz. Trigger



6 per case
*CASE ONLY

AR40330



32 Ounce
also available

AR78011

6 per case only

Protectant Gel

20 oz.

6 per case

AR10960



Leather Care Gel

18 oz.

6 per case

AR10961




Protectant 10 Oz.

12 per case
*CASE ONLY

AR11010

Per Case



Protectant 1 Gallon

AR10710

4 per case

Per Bottle



Protectant 16 Oz.

12 per case
*CASE ONLY

AR10160

Per Case



Protectant 64 Oz.

AR10644

4 per case

Per Bottle



Save Money On Shipping!!
by using UPS/
FedEX 200WT Program!!

Protectant 20 Gallon

AR10820



Protectant 32 Oz.

6 per case
*CASE ONLY

AR10326

Per Case



Protectant 55 Gallon

AR10855

each F.O.B.



ARMORALL WIPES

per case of 6



Cleaner

AR10863



Protectant

AR10861



Orange Cleaning

AR10831



Glass Cleaner

AR10865



Leather Wipes

AR10881



Ultra Shine Wipes

AR10945

ULTRA SHINE

64 oz.
4 per case.

AR10346



WHEEL PROTECTANT



7 oz.
6 per case.

AR78482



DETAILER

16 oz.
6 per case.

AR78173



OXI MAGIC



22 oz. Carpet & Upholstery Cleaner. 6 per case.

AR78260

LEATHER Protectant

16 oz.
6 per case.

AR78175



Armorall Wipes

24 Piece Floor Display

Display Contains:
8 Tubs of Protectant
8 Tubs of Glass Cleaner
4 Tubs of Cleaning Wipes
4 Tubs of Leather Wipes

AR78491



QUALITY STP ENGINE CARE PRODUCTS



STP66079	15 oz Oil Treatment	12
STP66255	14.5 oz Engine Stop Leak	6
STP00204	12 oz Power Steering Fluid	12
STP66046	12 oz Power Steering, Stop Leak	12
STP00203	12 oz Brake Fluid	12

Arcadian Series

Gas Treatment



Improves the quality of gas and keeps fuel injectors and intake valves clean.

Boost the cleaning performance of gas
Save gas by keeping fuel intake system clean
Fight fuel line freeze by removing water

12 per case
5.25 oz.

Value Pack
6 two packs

STP78569

STP78578



Super Concentrated Gas Treatment

With twice the cleaning agents of our regular STP® Gas Treatment.

12 Per Case

Restore lost fuel efficiency
Keep fuel intake system clean
Fight fuel line freeze/remove water

5.25 oz.



STP78569



Super Concentrated Fuel Injector Cleaner



Unclogs dirty fuel injectors to restore performance in just one treatment.

Restore lost power and acceleration
Smooth rough idle and eliminate tough starts
Save gas by cleaning fuel injectors, restoring lost fuel efficiency

12 per case
5.25 oz.

Value Pack
6 two packs

STP78575

STP78577



Fuel System Cleaner

Cleans and protects your entire fuel system from performance loss with just one treatment..

12 Per Case

Restore lost power and acceleration
Reduce hard starts/engine hesitation
Stop knock and ping

5.25 oz.



STP78568



Fuel Injector & Carburetor Treatment

Fights deposit buildup and helps keep fuel injectors and carburetors clean.

12 Per Case

Save gas by keeping fuel injectors and carburetors clean of harmful deposits
Prevent power loss
Reduce engine friction
Maintain optimum engine efficiency



5.25 oz.

STP78571



Octane Booster

Helps restore horsepower/removes deposits and cleaning the fuel intake system.

12 Per Case

Restore lost performance
Remove deposits which cause knock and ping, hesitation and stumble
Increase octane level in fuel system



5.25 oz.

STP78574



All Season Water Remover

Fights fuel line freeze and corrosion no matter what time of year.

12 Per Case

Remove water without alcohol
Provide year-round corrosion and rust prevention
Keep fuel injectors clean

5.25 oz.

STP78572



AUTO GLASS CLEANER



- REMOVES ROAD FILM AND BLINDING SMEARS
- INTERIOR AND EXTERIOR
- DISPOSABLE
- NEVER MESSY

VSNA10C
100 PER BOX

Decal
DEV25



Resealable Towelettes

Safe for all Surfaces
12 Count Per Pack
50 Per Case



Vinyl Plus
Protectant

VSNA1550



Just for
Leather

VSNA1750

8oz. Black Jack Thick Silicone Formula



Original Black Jack
Thick Silicone Formula.
Gives tires a deep
long-lasting shine.

12 per case.

VSNA827

3M Automotive Products



17.5 oz Auto Fabric
& Carpet Cleaner
12/Case

3M1019D



10 oz Auto
Fabric Protector
4/Case

3M4104D



22 oz Auto Oxy Spot
& Stain Remover
6/Case

3M1022

Headlight Lens Restore



Apply the restoring liquid to the exterior of the faded or off-color lenses, then buff it off to eliminate haze and restore optical clarity. The restorer is an ideal alternative to spending hundreds of dollars on new headlamps or lens covers.

6 per case.

VSNA725



Arcadian Services

BLACK JACK



- MAKES TIRES AND TRIM LOOK LIKE NEW
- EXTERIOR USE
- DISPOSABLE
- NEVER MESSY

24 PER BOX
VSNA27

100 PER BOX
VSNA27C

Decal DEV35



VINYL PLUS PROTECTANT



- READY TO USE TOWELETTE
- SAFE FOR ALL SURFACES
- RESTORES, PRESERVES
- MOISTURIZES 100 per case

VSNA15C

Vinyl Plus Cleaner- 24/Box

VSNA16

Vinyl Plus Cleaner- 100/Box

VSNA16C

Decal - DEV15



BUG & TAR REMOVER



- SAFELY REMOVES BUGS, TAR, OIL, ASPHALT, ROAD FILM, AND TREE SAP FROM AUTOMOBILE PAINT, CHROME, AND GLASS.

100 PER BOX
VSNA19C

Decal DEV19



RAIN VISION



- WIND FLOW CLEARS WINDSHIELD WITHOUT WIPERS
- EXTERIOR USE
- DISPOSABLE
- NEVER MESSY

24 PER BOX
VSNA25

100 PER BOX
VSNA25C

Decal DEV30



JUST FOR LEATHER



- RESTORES, PRESERVES AND MOISTURIZES ALL LEATHERS
- PREVENTS PREMATURE AGING WITH ALL NATURAL INGREDIENTS

24 PER BOX VSNA17 100 PER BOX VSNA17C

Just 4 Leather Cleaner
100 PER BOX

VSNA18C

Decal DEV17



NEVER FOG




- YEAR ROUND FOG SHIELD
- FOR INTERIOR, AUTO AND HOME GLASS
- DISPOSABLE
- NEVER MESSY

24 PER BOX
VSNA28

100 PER BOX
VSNA28C

Decal DEV40



Vending Wipes from Lexol



Leather Cleaner Wipes

100 per case



LEX1116

Single Column Decal - LEX1116-DECAL

Protectant Wipes

100 per case



LEX1217

Single Column Decal - LEX1217-DECAL

Leather Conditioner Wipes

100 per case



LEX1016

Single Column Decal - LEX1016-DECAL

MAGNA SHINE

Magna Shine™ is perfect for removal of streaks, haze, dust and wax residue off any surface like a magnet. Perfect for wiping off tire dressing overspray in a single pass. Magna Shine™ is ultra soft and will not scratch paint or clear coat.



Micro-Fiber VENDER Detailing Cloth

72/CASE

12" x 12"

MFT21836

Micro-Fiber Detailing Cloth

192/CASE

16" x 16"

MFT20Y

4" X 10"
Overlay

DEDS108

Single Column
Vender Decal

VE0108



3 in 1 Leather Care Quick Wipes

100 per case

LEX1080

DECAL

LEX1080-DECAL



3 in 1 Protectant Quick Wipes

100 per case

LEX1077

DECAL

LEX1077-DECAL



RainX ORIGINAL



RXP24 RX112 VEDRX

Part #	Product	Qty.
RXP24	RainX Original Pouches	24/Case
RX112	RainX Original 3.5 oz. Bottles	12/Case
VEDRX	RainX Original Decal	-

RainX ANTI-FOG



RXAFP24 RXAF112 VEDAF

Part #	Product	Qty.
RXAFP24	RainX Anti-Fog Pouches	24/Case
RXAF112	RainX Anti-Fog 3.5 oz. Bottles	12/Case
VEDAF	RainX Anti-Fog Decal	-

INVISIBLE GLASS

2 PACK WIPES
100/CASE

STN162

28 WIPES PER CANISTER
6 CANISTERS PER CASE

STN064



MORE SHINE Long Lasting Tire Coating

22 Ounces
6/CASE

STN244



INVISIBLE GLASS LENS WIPES FISH BOWL



STN100

150 Wipes
Per Bowl

INVISIBLE GLASS Headlight Restoration



2 PACK WIPES
12/CASE

STN121

MAGIC SPONGE By Magna Shine

- 72 Per Case
- Cleans with only water!
- Dirt and grime disappear!



Sponges

MSS21872

1 Column Decal

VE0159

Overlay

DEDS109



Arcadian Services

.50¢ White Bulk Towel Vender Ready



- * 19½ x 28
- * 200 per case
- * Brings Back \$100
- * Less than .16¢ each

**Extra
Absorbent!**

VSK2500

.50¢ Blue Bulk Towel Vender Ready



- * 19½ x 28
- * 200 per case
- * Brings Back \$100
- * Less than .16¢ each

**Extra
Absorbent!**

VSK2600

.50¢ White Wrapped Towel Vender Ready



- * 19½ x 28
- * 200 per case
- * Brings Back \$100
- * Less than .18¢ each

VSK2550

Decal

VE0135

.50¢ Blue Wrapped Towel Vender Ready



- * 19½ x 28
- * 200 per case
- * Brings Back \$100
- * Less than .19¢ each

VSK2650

Decal

VE0138



DETAILING TERRY CLOTH TOWEL

By The Dozen

18" x 24"



White	VSKDTW
Blue	VSKDTB
Brown	VSKDTBR
Green	VSKDTG
Red	VSKDTR

Per Dozen

BIG BLUE KLEEN SHAMS



- 18" x 28"
 - 150 per case
- Brings back \$74.00

.50 BLUE WRAPPED

.50 BLUE BULK

DECAL



MICROFIBER VENDING TOWEL



16" X 12"

- Clean faster - easier - safer!
- Eliminate swirls and scratches!
- Dries 10 times faster than regular rags.
- Folded & Wrapped



Vending Towel 100 Per Case

VSKMF100 - Blue
VSKMF100W - White



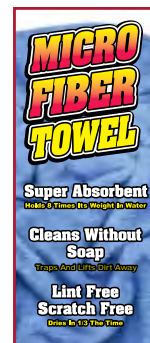
"Free Vender Decal Available"

VE0121

4" x 10" Decal Overlays

Blue

White



TERRY CLOTH FOLDED VENDING TOWEL

14" x 18"



DECAL VE0151

VSKTT100	100 Ct. Towels
VSKTT100W	100 Ct. Towels Wrapped

BLUE CLOTH FOLDED VENDING TOWEL

17" x 24"



DECAL VE0150

VSKBC100	100 Ct. Towels
VSKBC100W	100 Ct. Towels Wrapped

BIG BLUE TOWEL FOR THOSE ENORMOUS JOBS!

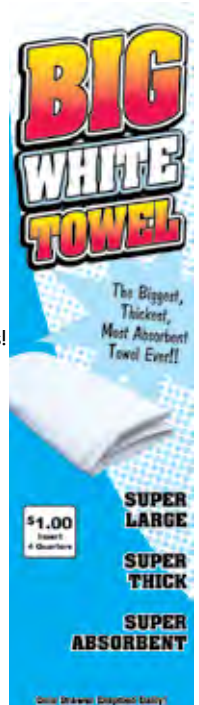


Specially folded for perfect fit in glass front venders!
Folded and ready-to-go! No refolding necessary.
New logo bags for more powerful display!

- Absorbs 10 times it's weight
- 150 Per case ● 20" x 40"
- \$1.00 vend brings back \$150.00
- 75¢ brings back \$112.50

Bulk Towel	VSKB2040
Wrapped Towel	VSKB2040W
Decal	VE0136

BIG WHITE TOWEL FOR THOSE ENORMOUS JOBS!



Specially folded for perfect fit in glass front venders!
Folded and ready-to-go! No refolding necessary.
New logo bags for more powerful display!

- Absorbs 10 times it's weight
- 150 Per case ● 20" x 40"
- \$1.00 vend brings back \$150.00
- 75¢ brings back \$112.50

Bulk Towel	BWT1503
Wrapped Towel	BWT1503W
Decal	DEBWT



WHITE TRUCK TOWELS

.25 Bulk Truck

- 20" x 20"
 - 250 per case
 - 11¢ each
- Brings back \$62.50



VSK2400

BLUE TRUCK TOWELS

.25 Bulk Truck

- 19½" x 20"
- 200 per case
- 12¢ each Brings back \$50.00




.25 WRAPPED Truck

- 19½" x 20"
 - 200 per case
 - 16¢ each
- Brings back \$50.00

VSK2200

\$23.50

VSK2250



.25¢ White Scrim Towel

Bulk

- 19½" x 21"
 - 250 per case
 - 10¢ each
- Brings back \$62.50



VSK1000

.50¢ White Scrim Towel

Bulk

- 20" x 28"
 - 250 per case
 - 14¢ each
- Brings back \$125.00



VSK1100

Bulk Red Hydro-Sham

Bulk

- 17" x 28"
- 150 per case



VSB6095R

.25¢ Wrapped White



- 19½" x 21"
 - 250 per case
 - 11¢ each
- Brings back \$62.50

VSK1050

.50¢ Wrapped White



VSK1150

- 20" x 33"
 - 250 per case
 - 15¢ each
- Brings back \$125.00

.50¢ Economy Towel

Bulk



VSKE50

- 19" x 27"
 - 200 per case
 - 13¢ each
- Brings back \$100.00

Arcadian Services

.25 BLU-SHAM®

- 18" X 17"
- 200 per case
- 13¢ each
- Vender Ready
- Brings Back \$50.00

Not Wrapped



VE0104

Decal .25 BLU-SHAM

VE0104

.50 BLU-SHAM®

- 28" X 17"
- 150 per case
- 19¢ each
- Vender Ready
- Brings Back \$75.00

Not Wrapped



VE0105

Decal .50 BLU-SHAM

Decal .75 BLU-SHAM

VE0105

VE0106

.25 Flat BLU-SHAM®

- 13" X 24"
- 250 per case
- 11¢ each
- **Packed Flat - UNFOLDED**
- Brings Back \$75.00

Not Wrapped



VSB250

.50 Flat BLU-SHAM®

- 22½" x 24"
- 150 Per case
- 19¢ each
- **Packed Flat - UNFOLDED**
- Brings Back \$75.00



VSB150

JE Adams HUGE & HEFTY TOWEL

18 ¾" x 27"



VST1502

WHITE PAPER TOWEL
250 PER CASE
Decal DEA8420-1

NU-SHAM White Towel

- 19" x 28"
- 200 per case
- 16¢ each
- .75¢ Vend
- Brings back \$150.00



VSB2055

Decal

VE0126

NU-WHITE Scrubbie Pads

- 2 Pads/pack
- 150 per case
- .50 Vend
- Brings back \$75.00



VSB251

Decal

VE0125

Window Wiper Towel

- .19¢ Each
- 200 per case
- \$1.00 Vend
- Brings back \$200.00


VSBWW

Decal


VE0123



WET TOWEL



- THE ORIGINAL ALL PURPOSE CLEANER
- DEODORIZES AND DISINFECTS
- REDUCES GLARE
- NON-ABRASIVE
- 200 PER CASE
- 1.00 VEND
- BRINGS BACK \$200.00



VS702

VENDING DEAL

VE0201 (.25 - 1.00)

VEL800 (.50 - 3.00)

VENDER DEAL INCLUDES

BUY ONE CASE, GET ONE FREE!!
(WITH THE PURCHASE OF A VENDER)

- VS702 (FULL PRICE)
- VS702 (NO CHARGE)
- DECAL (NO CHARGE)



Decal

VE0124

“THE CHAMP” BODY TOWEL



- Detailing & Body drying
- Cleans windows & glass
- Buffing, polishing, & wax
- 200 per box



WHITE CHAMP

CHAMPW

Decal VE0131

BLUE CHAMP

CHAMPBL

Decal VE0132

California WET TOWEL



VS702C

200 PER BOX

Decal

VE0124C



ATLAS TOWEL




- Body drying
- Exterior trim & wheels
- Cleans windows & glass
- Interior spot cleaning
- 150 per box

ATLAS

Decal VE0130

Super Truck Towel



VENDER DEAL INCLUDES

BUY ONE CASE, GET ONE FREE!!

(WITH THE PURCHASE OF A VENDER)

- VST2000 (FULL PRICE)
- VST2000 (NO CHARGE)
- DECAL (NO CHARGE)
- .50 Vend
- Fits all dropshelf vendors
- 27½" x 18½"
- Packed 180 per case

VST2000

Decal – VE0103T

GIANT



Blue Towel

STRONGEST disposable towel on the market!



- .50 Vend
- Fits all drop shelf vendors
- Brings back \$90.00
- 18" x 27"
- Packed 180 per case
- .17¢ each

VST50BB

Decal – VE0103B

VENDER DEAL INCLUDES - BUY ONE CASE, GET ONE FREE!!

(WITH THE PURCHASE OF A VENDER)

VST50BB (FULL PRICE), VST50BB (NO CHARGE), DECAL (NO CHARGE)



Blue Wrapped

- Fits all dropshelf vendors
- 18" x 17.5"
- Packed 180 per case
- .16¢ each

25¢

Vend

VST25BW



Blue Wrapped

- Fits all dropshelf vendors
- 18" x 27"
- Packed 180 per case
- .21¢ each

50¢

Vend

VST50BW



Moist Wipe Window Wipe

Packaging Sells Itself!!

- 1.00 Vend
- 180 per case
- Fits all dropshelf vendors
- Lemon scent freshens auto
- Attractive package sells itself
- Cleans glass and chrome
- Try them at home and office
- 12" x 12"



VST3000

Decal – VE0103

VENDER DEAL INCLUDES

BUY ONE CASE, GET ONE FREE!!

(WITH THE PURCHASE OF A VENDER)

- ~ VST3000 (FULL PRICE)
- ~ VST3000 (NO CHARGE)
- ~ DECAL (NO CHARGE)

Blue Bulk

- Fits all dropshelf vendors
- 18" x 17.5"
- Packed 360 per case
- .13¢ each

25¢

Vend

VST25BB



RAINWIPES™ MICROFIBER VENDING TOWEL

- Clean faster - easier - safer!
- Eliminate swirls and scratches!
- Dries 10 times faster than regular rags.
- Absorbs dirt and moisture away from surface.
- Use wet or dry to clean vehicle.

One strand of the Ultra-Microfiber is several hundred times smaller than a fine strand of cotton fiber.
Lint free and non-abrasive.

Vender Ready
Folded & Wrapped



**Save Money On Shipping!!
by using UPS/
FedEX 200WT Program!!**



Vending Towel 100 Per Case

RWMF1612 - 16" x 12"

Cost-\$1.04 each, Vends for \$2.00

Detailing Towels: 100 per case

Decal

RWD100

RWMF1624G - 16" x 24" (Green)

RWMF1624V - 16" x 24" (Violet)

****Other Sizes Available in DETAIL Section**

RAINWIPES™ BAMBOO VENDING TOWEL

Bamboo is one of the world's most prolific and fastest-growing plants making it an eco-friendly resource.

12 x 16 Bamboo Towel (75/case)

RWBT20480

24 x 16 Bamboo Towel (75/case)

RWBT20490



RAINWIPES™ Leather Chamois Sponge



144/case

Foam sponge encased in Leather Chamois

Great for:

- application/removal of waxes
- touch ups and drying
- window interiors

RWSPONGE

RAINWIPES™ Leather Chamois Bops

75/case

RWBOP





Blue Folded Vending Towel



- 100% Cotton
- Lint Free!
- Prefolded
- 17" x 22"
- Reusable
- Vend for 1.00, 1.25, or 1.50
- 100 per case
- 1.00 Vend
- Brings back \$100.00

VS175

Decal – VE0102



All American White Towel



VS206

200/Case

Single Column Decal

VE0162

4" X 10" Overlay

DEDPTWL



All American Blue Towel



VS205

200/Case

Single Column Decal

VE0161

4" X 10" Overlay

DEDPTBL



XXL All American White Towel



VS208

200/Case

Single Column Decal

VE0164

4" X 10" Overlay

DEDPTXLWL



XXL All American Blue Towel



VS207

200/Case

Single Column Decal

VE0163

4" X 10" Overlay

DEDPTXLBL



Wrapped Blue Folded Vending Towel



- 17" x 22"
- 100 per case
- 1.00 Vend
- Brings back \$100.00

VS175W

Plastic bag with center hang hole

Decal

VE0102

MICROFIBER VENDING TOWEL

100/BOX BAGGED

- 12" x 16"
- Lifts & traps dirt & moisture
- Details without harmful chemicals
- Absorbs 7 times its weight
- Lint free & scratch free
- Vends for \$2

VS182

Decals available for single & triple column venders

Decal VE0148



Terry Cloth Vending Towels



Decal

VE0114



NEW SLIM LINE PACKAGING!

100 Per Case WRAPPED

VS179

- 15" x 18"
- .51¢ Each
- 1.00 Vend
- Brings back \$100



Bulk White Vending Terry Towel



100 Per Case

VS180



Decal

VE0114

Arcadian Services

1-800-BUY-SOAP / 1-888-BUY-A-WASH

TRIPLE WASH BLUE CLOTH TOWEL

- 100 Per Case
- Lint Free
- 100% Cotton

17" x 24"



VS175TW



Decal

VE0116

DETAILING DIAPER 100/BOX BAGGED

- 14" x 20"
- .89¢ Each
- 2.00 Vend
- Brings back \$200

VS183

Decal

VE0112



Bulk Detailing Diaper

Flat Packed

100 per bail

VS209

* New 3 Column Vender Decal for Cloth Towel, Glass Cleaner, and Terry Towel with overlays available for Bug Gut Remover and Detailing Diaper **VE0115**


White Folded Vending Towels

- 100 Per Case
- Lint Free
- 100% Cotton

VS177

Decal

VE0102



* New 3 Column Vender Decal for Cloth Towel, Glass Cleaner, and Terry Towel with overlays available for Bug Gut Remover and Detailing Diaper **VE0115**

Green Folded Vending Towels

- 100 Per Case
- Lint Free
- 100% Cotton

VS178



* New 3 Column Vender Decal for Cloth Towel, Glass Cleaner, and Terry Towel with overlays available for Bug Gut Remover and Detailing Diaper **VE0115**

WAFFLE WEAVE TOWEL



VS174



2 oz. GLASS CLEANER

- 2 oz with towel
- 100/Box Bagged
- 89¢ Each
- 2.00 Vend
- Brings back \$200

VS184



Decal VE0113

4 oz. GLASS CLEANER

24 per case

VS196



3 Column Vending Towel Decal

Standard Decal Includes:

Terry Towel - RED

Glass Cleaner - WHITE

Folded Vending Towel - BLUE

VE0115



WHEEL CLEANER TIRE SHINE



2 oz. - 100 per case 4oz. 24 per case

2 oz. VS194

4 oz.

4 oz. VS198

VS197

Decal VE0166

Decal VE0165

LOVE BUG REMOVER

4 oz.
24 per case

VSLBG4



Decal

VE0171

Arcadian Services

2 oz. SPRITZ-IT SPRAY BOTTLE Aromatherapy For Your Car



- VS190
Vanilla
- VS188
Pina Colada
- VS187
New Car
- VS189
Strawberry
- VS191
Wild Cherry
- VS185
Dark Ice



50/case Free Decal
*8 Pack refills available



VS192
48 PIECE ASSMNT.
VS192DT
DISPLAY TRAY

Ask for FREE Tray

1 Col. Decal

3 Col. Decal

VE0140

VE0147

Triple Action WINDOW CLEANER TOWELETTE



Will fit in slender fragrance spirals and works better in triple & 5 column venders!

- 3" x 5" package
- 12" x 13" spunlace towelette

200 per case

VSTAWC



Overlay **DEDTAWC**
Decal **VE0119**

All Purpose Interior Cleaner CLEANZ ALL 2 oz



For Use on:

- Dashboard
- Leather
- Plastic
- Rubber
- Upholstry
- Vinyl

50 per case

VS173



Overlay **DEDSCA**
Decal **VE0175**


THE ORIGINAL SHAMMY

20" x 13½"

100 Per Case

- Individually wrapped
- Holds many times its weight in liquid
- Assorted orange, blue & yellow
- Non-abrasive and will not scratch surfaces
- Holds up to 21 times its weight in liquid
- Wash & dry vehicles
- Use it for polishing vehicles
- Machine washable & bleachable

SHAM100



Single Column Decal

VE0152

4" X 10" Overlay

DEDS100

Gliptone Microfiber Soft Touch Towels

All Microfiber is NOT The Same!

Window Towel

- 100 per case
- Streak Free
- Non Scratching
- 16" X 12"
- Machine Washable
- Bagged for easy Vend
- Free Vending
- Overlay Decals

Special "Ribbed Texture"
Eliminates Streaks



GT72662V

Polishing/Drying Towel

- 100 per case
- #1 in Wax Removal!
- No Streaks or Lint
- 16" X 12"
- Machine Washable
- Bagged for easy Vend
- Free Vending
- Overlay Decals

"Soft Terry Weave"
Super Absorbant



GT71662V

Metal Polishing Towel

- 100 per case
- Wheels, Engine, Exhaust
- No Scratches or Lint
- 16" X 12"
- Durable and Strong
- Bagged for easy Vend
- Free Vending
- Overlay Decals



Special "Suede Weave"
Tear Resistant

GT75662V

Interior Detailing Towel

- 100 per case
- Leather, Vinyl, Plastic
- No Scratches or Lint
- 16" X 12"
- Durable and Strong
- Bagged for easy Vend
- Free Vending
- Overlay Decals

Special "Pearl Weave"
More scrubbing action



GT74662V

Arcadian Services



Little Trees® 24 Pak Carded

72 Pouch Pak

Airwash Trees® 24 Pak Carded

72 Pouch Pak




Applewood
24 Pak Carded - VS50595
72 Pouch Pak - VS10595
Overlay - VE012991



Berry Patch
24 Pak Carded - VS50358
72 Pouch Pak - VS10358
Overlay - VE012903



Black Ice
24 Pak Carded - VS50155
72 Pouch Pak - VS10155
Overlay - VE012960



Black Forest
24 Pak Carded - VS57366
72 Pouch Pak - VS17366
Overlay - VE019283



Blackberry Clove
24 Pak Carded - VS57343
72 Pouch Pak - VS17343
Overlay - VE012982



Blueberry
24 Pak Carded - VS50362
72 Pouch Pak - VS10362
Overlay - VE012987



Bouquet
24 Pak Carded - VS50102
72 Pouch Pak - VS10102
Overlay - VE012904



Bubble Berry
24 Pak Carded - VS57118
72 Pouch Pak - VS17118
Overlay - VE012970



Cedar
24 Pak Carded - VS50140
72 Pouch Pak - VS10140
Overlay - VE012984



Cherry Kiss
24 Pak Carded - VS57311
72 Pouch Pak - VS17311
Overlay - VE012990



Cinnamon
24 Pak Carded - VS50529
72 Pouch Pak - VS10529
Overlay - VE012924



Cinnamon Apple
24 Pak Carded - VS50338
72 Pouch Pak - VS10338
Overlay - VE012906



Cinna-Berry
24 Pak Carded - VS50318
72 Pouch Pak - VS10318
Overlay - VE012905



Coconut
24 Pak Carded VS50317
72 Pouch Pak VS10317
Overlay - VE012908



Cotton Candy
24 Pak Carded - VS50282
72 Pouch Pak - VS10282
Overlay - VE0129101



Energy
24 Pak Carded VS57515
72 Pouch Pak VS17515
Overlay - VE012955



Forest Fresh
24 Pak Carded VS50109
72 Pouch Pak VS10109
Overlay - VE012912



Green Apple
24 Pak Carded - VS50316
72 Pouch Pak - VS10316
Overlay - VE012916



Ice Blue
24 Pak Carded - VS57137
72 Pouch Pak - VS17137
Overlay - VE012966



Jasmin
24 Pak Carded - VS50433
72 Pouch Pak - VS10433
Overlay - VE012917



Lavender
24 Pak Carded - VS50435
72 Pouch Pak - VS10435
Overlay - VE012918



Leather
24 Pak Carded VS50290
72 Pouch Pak VS10290
Overlay - VE012957



Lemon
24 Pak Carded - VS50313
72 Pouch Pak - VS10313
Overlay - VE012919



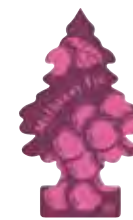
Lilac
24 Pak Carded - VS50431
72 Pouch Pak - VS10431
Overlay - VE012921



Mango
24 Pak Carded - VS50339
72 Pouch Pak - VS10339
Overlay - VE012922



Morning Fresh
24 Pak Carded - VS50228
72 Pouch Pak - VS10228
Overlay - VE012923



Mulberry Fig
24 Pak Carded - VS57348
72 Pouch Pak - VS17348
Overlay - VE012981



New Car
24 Pak Carded - VS50189
72 Pouch Pak - VS10189
Overlay - VE012925



Night Sky

24 Pak Carded - VS50279
72 Pouch Pak - VS10279
Overlay - VE012998



No Smoking

24 Pak Carded - VS57037
72 Pouch Pak - VS17037
Overlay - VE012978



Passion

24 Pak Carded - VS57555
72 Pouch Pak - VS17555
Overlay - VE012996



Peace

24 Pak Carded - VS57502
72 Pouch Pak - VS17502
Overlay - VE012993



Peachy Peach

24 Pak Carded - VS50319
72 Pouch Pak - VS10319
Overlay - VE012930



Petals on the Beach

24 Pak Carded - VS57378
72 Pouch Pak - VS17378
Overlay - VE012986



Piña Colada

24 Pak Carded - VS50967
72 Pouch Pak - VS10967
Overlay - VE012932



Pineapple

24 Pak Carded - VS50364
72 Pouch Pak - VS10364
Overlay - VE0129102



Powder

24 Pak Carded - VS50225
72 Pouch Pak - VS10225
Overlay - VE012933



Ocean Mist

24 Pak Carded - VS50201
72 Pouch Pak - VS10221
Overlay - VE012926



Orange Zest

24 Pak Carded - VS14315
72 Pouch Pak - VS51315



Oud

24 Pak Carded - VS50108
72 Pouch Pak - VS10108
Overlay - VE0129100



Relax

24 Pak Carded - VS57505
72 Pouch Pak - VS17505
Overlay - VE012994



Ride Fresh

24 Pak Carded - VS57155
72 Pouch Pak - VS17155
Overlay - VE012089



Strawberry

24 Pak Carded - VS50312
72 Pouch Pak - VS10312
Overlay - VE012946



Royal Pine

24 Pak Carded - VS50101
72 Pouch Pak - VS10101
Overlay - VE012937



Silly Citrus

24 Pak Carded - VS57115
72 Pouch Pak - VS17115
Overlay - VE012968



Smooth Amber

24 Pak Carded - VS50175
72 Pouch Pak - VS10175
Overlay - VE012997



Sparkling Breeze

24 Pak Carded - VS54371
72 Pouch Pak - VS14371



Sparkling Cranberry

24 Pak Carded - VS50361
72 Pouch Pak - VS10361
Overlay - VE012985



Spice

24 Pak Carded - VS50103
72 Pouch Pak - VS10103
Overlay - VE012943



Strawberry Kiwi

24 Pak Carded VS50353
72 Pouch Pak VS10353
Overlay - VE012947



Sun-Washed Cotton

24 Pak Carded - VS54325
72 Pak Carded - VS14325



Sweet Pear

24 Pak Carded - VS50341
72 Pouch Pak - VS10341
Overlay - VE012956



Freshly Squeeze Orange

24 Pak Carded - VS50315
72 Pouch Pak - VS10315
Overlay - VE012948



Vanilla Pride

24 Pak Carded - VS50945
72 Pouch Pak - VS10945
Overlay - VE012951



Vanilla Spice

24 Pak Carded - VS50204
72 Pouch Pak - VS10204
Overlay - VE012988



Vanillaroma

24 Pak Carded - VS50205
72 Pouch Pak - VS10105
Overlay - VE012950



Very Vanilla

24 Pak Carded - VS57105
72 Pouch Pak - VS17105
Overlay VE012967



Victory Lane

24 Pak Carded - VS51755
72 Pouch Pak - VS17155
Overlay - VE012953



Watermelon

24 Pak Carded - VS50320
72 Pouch Pak - VS10320
Overlay - VE012954



Wild Cherry

24 Pak Carded - VS50311
72 Pouch Pak - VS10311
Overlay - VE012955



Wild Rose

24 Pak Carded - VS57127
72 Pouch Pak - VS17127
Overlay - VE012992

Car-Freshner[®]

Extra Strength 24-Paks

Royal Pine	BT10601	Strawberry	BT10612
Vanillaroma	BT10605	Coconut	BT10617
New Car Scent	BT10689	Green Apple	BT10616
Jasmine	BT10633	Black Ice	BT10155
Cherry	BT10311	Morning Fresh	BT10628
Leather	BT10690	Lavender	BT10635



Handi-Strip® 24 trees per strip

Car-Freshner



Classic Assortment	HS10100
Royal Pine	HS10101
Bouquet	HS10102
Spice	HS10103
Vanillaroma	HS10105
Forest Fresh	HS10109
Papaya	HS10151
New Car Scent	HS10189
Ocean Mist	HS10221
Powder	HS10225
Morning Fresh	HS10228
Fruit Assortment	HS10300
Wild Cherry	HS10311
Strawberry	HS10312
Lemon	HS10313
Sunny Citrus	HS10315
Green Apple	HS10316
Coconut	HS10317
Peachy Peach	HS10319
Watermelon	HS10320
Cinnamon Apple	HS10338
Strawberry Kiwi	HS10353
Lilac	HS10431
Jasmin	HS10433
Lavender	HS10435
Pina Colada	HS10967
Black Ice	HS10155
Rowe Musk	HS10227

Display Cards

48 LittleTrees®/card

VS50000

60 LittleTrees®-/card

VS50100-60



Car-Freshner

**See the end of the Vending Section for our
Vender Deals on Little Trees®**



Novelty Air Fresheners



VS50621

Lure
4 PACK



ED12691

3-D Bass
4 PACK



ED12692

3-D Goldfish
6 PACK



ED50202

Dolphin Duo
6 PACK



ED51402

Chillin'
6 PACK



VS56005

Vanilla



VS56011

Cherry



VS56012

Strawberry



VS51501

Butterfly
4 PACK



VS51502

Butterfly
4 PACK



VS51801

Cucumber/Melon
4 PACK




VS51803

Lemon/Lime
4 PACK



VS51802

Strwbrry/Banana
4 PACK



ED50701

Pink Ribbon
4 Pack

Arcadian Services

We offer a full line of Wash Systems!
Including In-Bay Units, Tunnels
& Self-Service

Call us today to see the services
we offer. We promise you will
get the best system at the best
price!



Arcadian Services

1-800-BUY-SOAP / 1-888-BUY-A-WASH

2 oz. Pump Spray With Hang Tabs

6 pak

Pine	VS15001C
Vanilla	VS15005C
Strawberry	VS15012C
Coconut	VS15017C
Sport	VS15087C
New Car	VS15089C



2 oz. Pump Sprays

6 per pak

Car-Freshner



Vanilla VS05005 New Car VS05089 Pine VS05001 Coconut VS05017 Leather VS05290 Strawberry VS05012 Green Apple VS05016 Sport VS05087

DISPLAY TRAY 12 or 24 Pump Assortment


Car-Freshner



12 Assortment
VS05000-12AA

24 Assortment
VS05000

VENT CLIPPS™ 4 Packs



Cherry
VS17711



Crisp Apple
VS17716




Mountain Waterfall
VS17750



New Car
VS17789



Peaches & Cream
VS17719



Vanilla
VS17705

Car Freshner 2 oz. Pump Sprays 2 oz. 24-Unit Display Tray



3 Assortments to choose from:

- VS05000 Assortment 1
(Coconut, Green Apple, Leather, New Car, Sport, Strawberry)
- VS05060 Assortment 2
(Coconut, Leather, New Car, Pine, Strawberry, Vanilla)
- VS05080 Classic Assortment
(Coconut, Leather, New Car, Pine, Strawberry, Vanilla)

Little Tree® In A Can Display Units

VS00942A



VS00942A

Includes:
Spinner Rack with Cap and Skirt
6 Trays and 12 Hooks
Each Tray can hold a total of 8 cans
(4 across/2 deep)
1-Packs = 241/hooks x 12 hooks =
288 total 1 Packs
("Full Display" purchase: 64 cans and
288 1 Packs)

VS00942B

Includes:
Spinner Rack with Cap and Skirt
15 Trays
Each Tray can hold a total of 8 cans
(4 across/2 deep)
("Full Display" purchase: 120 cans)

With the purchase
of a full display.

Little Tree® In A Can - 2.5 oz.

WITHOUT HANG TAG WITH HANG TAG

12 cans per case



Scent	Part #	w/hang tag
Royal Pine	VS09001	VS09001-HT
Vanilla	VS09005	VS09005-HT
Coconut	VS09017	VS09017-HT
Jasmin	VS09033	VS09033-HT
Black Ice	VS09055	VS09055-HT
New Car	VS09089	VS09089-HT
Leather	VS09090	VS09090-HT
Wild Cherry	VS09011	VS09011-HT



Little Tree® In A Can Counter Display



VS09000-12	2 of each of the following: Black Ice, Coconut, Jasmin, New Car Scent, Royal Pine, Vanillaroma
VS09000-AA	1 of each of the following: Coconut, New Car Scent, Royal Pine, Vanil- laroma
VS09000-AB	1 of each of the following: Coconut, Jasmin, New Car Scent, Vanillaroma
VS09000-AC	3 of each of the following: Black Ice, New Car Scent, Royal Pine, Vanil- laroma

Little Tree® In A Can Aero Strips

Scent	Part #
Royal Pine	VS09001-AS
Vanilla	VS09005-AS
Coconut	VS09017-AS
Jasmin	VS09033-AS
Black Ice	VS09055-AS
New Car	VS09089-AS
Leather	VS09090-AS
Wild Cherry	VS09011-AS





JPGA1
Ocean Fresh
12 PACK



JPGN1
Ocean Fresh
12 PACK



JPGM1
Ocean Fresh
12 PACK



JPOURE
Ocean Fresh
12 PACK



JPOURF
Ocean Fresh
12 PACK



JPOURP
Ocean Fresh
12 PACK



JPHBD1
Ocean Fresh
12 PACK



JPRB1
Ocean Fresh
12 PACK



Assortment of
"Proud to be an American"
"United We Stand"
"God Bless America"

12 PACK CARDED

JPAFA



JPTAZ1
Tazmanian Devil
12 PACK



JPCP1
Ocean Fresh
12 PACK



JPTH1
Ocean Fresh
12 PACK



JPNSS1
Ocean Fresh
12 PACK



JPBD1
Ocean Fresh
12 PACK



JPICE1
Ocean Fresh
12 PACK



JPPTBP
Ocean Fresh
12 PACK



JPPTBM
Ocean Fresh
12 PACK



JPPTBC
Ocean Fresh
12 PACK



JPPTBD
Ocean Fresh
12 PACK



JPPTBB
Ocean Fresh
12 PACK



JPPTBG
Ocean Fresh
12 PACK



JPPTBI
Ocean Fresh
12 PACK



JPPTBJ
Ocean Fresh
12 PACK



JPALL1
Ocean Fresh
12 PACK



JPLDM1
Ocean Fresh
12 PACK



JPTA1
T & A
12 PACK



JPHB1
Hot Buns
12 PACK



JPSX1
Sexi
12 PACK



JPHK1
Hunks
12 PACK



**All JenRay
Air Fresheners
are scented
"Ocean Fresh"**

VENDING MACHINE DECALS



Vending Center
VE0160



Blue Truck
VE0138



White Truck
VE0135



Microfiber
VE0121



Big Blue
VE0136



Big White
DEBWT



Air Fresheners
VE0120



Terry Towel
VE0151



Blue Cloth Towel
VE0150



Bug & Tar
Wipes
DEV19



Just 4 Leather
Wipes
DEV17



Never Fog
Wipes
DEV40



Vinyl Plus
Wipes
DEV15



Rain Vision
Wipes
DEV30



Black Jack
Wipes
DEV35



Glass Cleaner
Wipes
DEV25



Wheel Cleaner
4 oz
DEV774



Road Tar & Bug
Gel 4 oz
DEV874



Kleen Sham
VE0155



3 Column Vending Center
DEDEC3



Window Wiper
VE0123



Jumbo Nu-Sham
VE0126



Scrubbie Pads
VE0125



75¢ Jumbo
Blu-Sham
VE0106



Just for Leather
4 oz
DEV4174



Glass Cleaner
4 oz
DEV4104



Glass Cleaner
4 oz
DEV904



Black Jack
4 oz
DEV4764


VENDING MACHINE DECALS



California Scents
DEV001



Glass Cleaner
Wipe
JBD300



Interior Dressing
Wipe
JBD400



Wheel Cleaner
Spray
JBD600



Tire Gloss Spray
JBD700



Glass Cleaner
Spray
JBD500



Interior Dressing
Spray
JBD800



Tire Gloss Wipe
JBD200



Rain Repellent
Wipe
JBD100



50¢ Towel
VE0122




All Purpose Wipe
1 Column
MGVD100



Leather Wipe
1 Column
MGVD300

Arcadian Services


Compare our prices on Vendors, Vacuums, Bill Changers---all your needs!
Our price will surprise you!



Tire Foam
ARD200



4oz. Protectant
ARD123



Cleaner Sponge
ARD150



Protectant Sponge
ARD100



Extreme Tire Gel
ARD400



Magna Shine
VE0108



Magic Eraser
VE0159



RainX
VEDRX



RainX Anti-Fog
VEDAF

VENDING MACHINE DECALS



Rain Wipes
RWD100

Wet Towel
VE0124

California
Wet Towel
VE0124C

White Champ
VE0131

Blue Champ
VE0132

Blue Champ
VE0130

Aqua Towel
VE0103B

Super Towel
VE0103T

Moistwipe
VE0103



Triple Action
Window Cleaner
VE0119

Tire Shine 2oz VE0165
Tire Shine 4oz VE0169

Wheel Polish 2oz.
VE0167

Wheel Cleaner 2oz.
VE0166

Detailing Diaper
VE0112

Glass Cleaner & Towel
VE0113

Glass Cleaner
VE0268

Microfiber Towel
VE0148

Triple Wash
Towel
VE0116



Terry Towel
VE0114

Love Bug
Remover
VE0171

All American
White XXL
VE0164

All American
Blue XXL
VE0163

All American
White
VE0162

All American
Blue
VE0161

3 Column Vending Decal
VE0115

Blue Cloth Towel
VE0102

Tar & Bug Gut
Remover
VE0111



Spritz It! Decal & Overlays



Spritz It
1 Column
VE0140



Spritz It
3 Column
VE0147

Fragrance	Overlay #
Vanilla	VE0145
New Car	VE0142
Dark Ice	VE0137
Strawberry	VE0144
Wild Cherry	VE0146
Pina Colada	VE0143

Little Trees® Decals & Overlays



Little-Trees
Side Decals
DE020



Little-Trees
5 Column
VE0118



Little-Trees
1 Column
VE0139

Fragrance	Overlay Part #	Fragrance	Overlay Part #
Applewood	VE012991	Passion	VE012996
Berry Patch	VE012903	Peace	VE012993
Black Ice	VE012960	Peachy Peach	VE012930
Black Forest	VE012983	Petals on Beach	VE012986
Blackberry Clove	VE012982	Pina Colada	VE012932
Blueberry	VE012987	Pineapple	VE0129102
Bouquet	VE012904	Powder	VE012933
Bubble Berry	VE012970	Ocean Mist	VE012926
Cedar	VE012984	Orange Zest	VE012914
Cherry Kiss	VE012990	Oud	VE0129100
Cinnamon	VE012924	Relax	VE012994
Cinnamon Apple	VE012905	Ride Fresh	VE012989
Cinna-Berry	VE012905	Strawberry	VE012946
Coconut	VE012908	Royal Pine	VE012937
Cotton Candy	VE0129101	Silly Citrus	VE012968
Energy	VE012955	Smooth Amber	VE012997
Forest Fresh	VE012912	Sparkling Breeze	VE012902
Green Apple	VE012916	Sparkling Cranberry	VE012985
Ice Blue	VE012966	Spice	VE012943
Jasmin	VE012917	Strawberry Kiwi	VE012947
Lavender	VE012918	Sun-Washed Cotton	VE012952
Leather	VE012957	Sweet Pear	VE012956
Lemon	VE012919	Fresh Squeeze Orange	VE012948
Lilac	VE012921	Vanilla Pride	VE012951
Mango	VE012922	Vanilla Spice	VE012988
Morning Fresh	VE012923	Vanillaroma™	VE012950
Mulberry Fig	VE012981	Very Vanilla	VE012967
New Car	VE012925	Victory Lane	VE012953
Night Sky	VE012998	Watermelon	VE012954
No Smoking	VE012978	Wild Cherry	VE012955
		Wild Rose	VE012992

3 COLUMN OVERLAY DECALS 4" X 10"



Big White Towel
DEDSBWT



Blue Cloth Towel
DEDSBC



Kleen Sham
DEDSKS



Big Blue Towel
DEDSBBT



Blue MicroFiber Towel
DEDSKRMF



White MicroFiber Towel
DEDSWMF



Aqua Towel
DEDSGA



Super Towel
DEDSST



Moist Wipe
DEDSGM



MagnaShine
#VE0117



Wet Towel
DEDSWETT



Jumbo Blu-Sham
DEDS4075



Jumbo Nu-Sham
DEDS5085



Window Wiper
DEDSWW



Scrubbie Pads
DEDS251



Dry Up Towel
DEDS2055



Never Fog
DEDSNF



Glass Cleaner Wipes
DEDSAG



Black Jack Wipes
DEDSBJ



Bug & Tar Wipes
DEDSBTR



Rain Vision Wipes
DEDSRV



Just 4 Leather Wipes
DEDJFL



Vinyl Plus Wipes
DEDSVP



Wheel Cleaner
4 oz
DEDS774



Road Tar & Bug Gel
4 oz
DEDS874



Just for Leather
4oz
DEDS874




Glass Cleaner
4oz
DEDS4104



Carpet Stain & Spot
4 oz
DEDS904



Black Jack
4 oz
DEDS4764



Thirsty Blue
DEDSTB



Super Blue Truck Towel
DEDSBT



Terry Cloth Towel
DEDSKRTT



ArmorAll Protectant
DEDSAA



ArmorAll Cleaner
DEDSAA

3 COLUMN OVERLAY DECALS 4" X 10"



Triple Wash Towel
DEDSQDTW



Triple Action Window Cleaner
DEDTAWC




Tire Shine
4 oz. DEDTS4L



Quick Dry Wheel Cleaner
DEDSWC



Meguiar's Metal Polish
MGVO500



Meguiar's Leather Wipe
MGVO300



Meguiar's Tire Protectant
MGVO600



Meguiar's All Purpose Wipe
MGVO100



Meguiar's Dash Wipe
MGVO400



Spritz It
DEDSI



Triple Wash Towel
DEDSQDTW



Blue Cloth Towel
DEDSQDC



Quick Dry Detail Diaper
DEDSDD



Quick Dry Terry Towel
DEDSQDT



Tar & Bug Gut Remover
DEDSTBG



Quick Dry Microfiber Towel
DEDSMF



Quick Dry 4 oz Glass Cleaner
DEDC4L



Quick Dry 2 oz Glass Cleaner/
Towel
DEDSGC

**Don't see what you need?
Call us!**



Quick Dry Wheel Polish
DEDSWP



All American Blue
DEDPTBL



All American White
DEDPTWL



All American XXL Blue
DEDPTXBL



All American XXL White
DEDPTXLWL

Arcadian Services

We offer a full line of Wash Systems!
Including In-Bay Units, Tunnels
& Self-Service
Call us today to see the services
we offer. We promise you will
get the best system at the best
price!

Arcadian Services

1-800-BUY-SOAP / 1-888-BUY-A-WASH



CERAMIC PLUNGER PUMPS

310



- **Flow:** 4.0 GPM
- **Pressure:** 100 - 2200 PSI
- **RPM:** 950 RPM
- **HP:** 5.5

PU00310

- PU810027 **Complete Head** for CAT 310, 340, 350
- PU310RA **Rear Assembly** without Plungers
- PU310RA-WP **Rear Assembly** with Plungers

KITS

Valve Kit:	PU30821	Pump Pulley:	PU30633
Seal Kit:	PU30623	Reverse Plier:	PU30696
Pump Rails:	PU30611	Seal Case Socket	PU33004

310S

With Stainless Steel Inserts



PU00310S

5CP2120W

- **Flow:** 4.0 GPM
- **Pressure:** 100-2500 PSI
- **RPM:** 950 RPM
- **HP:** 5.0



PU5CP2120W



KITS

Valve Kit:	PU30821
Seal Kit:	PU33628
Pump Rails:	PU30611
Pump Pulley:	PU30633

5CP2140W

DIRECT DRIVE

- **Flow:** 4.0 GPM
- **Pressure:** 100-2500 PSI
- **RPM:** 1725 RPM
- **HP:** 5.0



PU5CP2140W



KITS

Valve Kit:	PU30821
Seal Kit:	PU33628
Pump Rails:	PU30611
Pump Pulley:	PU30633
Flex Coupler 20MM x 1½"	PU34418
Bell Housing	PU34424

270

- **Flow:** 3.5 GPM
- **Pressure:** 100 - 1500 PSI
- **RPM:** 1420 RPM
- **HP:** 3.5

PU00270



KITS

Valve Kit:	PU30915
Seal Kit:	PU30914
Pump Rails:	PU30612
Pump Pulley:	PU30246

340

DIRECT DRIVE

- **Flow:** 4.0 GPM
- **Pressure:** 100 - 1800 PSI
- **RPM:** 1725 RPM
- **HP:** 5.0

PU00340



KITS

Valve Kit:	PU30821
Seal Kit:	PU30623
Hollow Shaft Motor Flange	PU08022
Bell Housing	PU34131

Also Available with Stainless Steel Sleeves

PU00340S

Arcadian Series

135

CERAMIC PLUNGER PUMPS CONTINUED

350

DIRECT DRIVE

- **Flow:** 5.0 GPM
- **Pressure:** 100 - 1500 PSI
- **RPM:** 1725 RPM
- **HP:** 5.2

PU00350



KITS

Valve Kit:	PU30821
Seal Kit:	PU30623
DIRECT DRIVE	

530

- **Flow:** 5.0 GPM
- **Pressure:** 100 - 2500 PSI
- **RPM:** 1100 RPM
- **HP:** 8.6

PU00530



KITS

Valve Kit:	PU30820
Seal Kit:	PU30488
Pump Rails:	PU30645
Pump Pulley:	PU30206

550

- **Flow:** 5.0 GPM
- **Pressure:** 100 - 3000 PSI
- **RPM:** 1415 RPM
- **HP:** 10.3

PU00550



KITS

Valve Kit:	PU30820
Seal Kit:	PU30610
Pump Rails:	PU30645
Pump Pulley:	PU30206

1050

- **Flow:** 10 GPM
- **Pressure:** 100 - 2200 PSI
- **RPM:** 958 RPM
- **HP:** 15.0

PU01050



KITS

Valve Kit:	PU34920
Seal Kit:	PU30913
Pump Rails:	PU30613
Pump Pulley:	PU30206

3535

- **Flow:** 36 GPM
- **Pressure:** 100 - 1200 PSI
- **RPM:** 800 RPM
- **HP:** 30.0

PU03535



KITS

Valve Kit:	PU34235
Seal Kit:	PU31040
Pump Rails:	PU92674
Pump Pulley:	Factory Sized

For higher GPM please consider the CAT 3540

PISTON PUMPS

290

- **Flow:** 3.5 GPM
- **Pressure:** 100 - 1200 PSI
- **RPM:** 1200 RPM
- **HP:** 3.0

PU00290



KITS

Cup Kit:	PU30023
Valve Kit (quiet):	PU30686
Pump Prrrr-a-lube	PU30305
Seal Kit::	PU30431
Sleeve & Prrrr-a-lube	PU30431
Seal Kit:	PU30431
Bac-Cup Kit:	PU30023
Pulley & Key:	PU30246

323

- **Flow:** 5.0 GPM
- **Pressure:** 100 - 1500 PSI
- **RPM:** 1000 RPM
- **HP:** 5.2

PU00323



KITS

Cup Kit:	PU30993
Valve Kit (quiet):	PU30859
Pump Prrrr-a-lube	PU30305
Seal Kit::	PU30305
Sleeve & Prrrr-a-lube	PU30312
Seal Kit:	PU30312
Bac-Cup Kit:	PU30858
Blue Dot Seal Kit:	PU34011
Pump Rails:	PU30611
Pump Pulley:	PU30633

333

- **Flow:** 4.0 GPM
- **Pressure:** 100 - 1200 PSI
- **RPM:** 1070 RPM
- **HP:** 3.3

PU00333



KITS

Cup Kit:	PU30239
Valve Kit (quiet):	PU30686
Pump Prrrr-a-lube	PU30305
Seal Kit::	PU30305
Sleeve & Prrrr-a-lube	PU30312
Seal Kit:	PU30312
Bac-Cup Kit:	PU30841
Blue Dot Seal Kit:	PU30229
Pump Pulley:	PU30048
Pump Rails:	PU30611

430

- **Flow:** 5.0 GPM
- **Pressure:** 100 - 1000 PSI
- **RPM:** 1040 RPM
- **HP:** 3.4

PU00430



KITS

Cup Kit:	PU30023
Valve Kit (quiet):	PU30686
Pump Prrrr-a-lube	PU30305
Seal Kit::	PU30305
Sleeve & Prrrr-a-lube	PU30312
Seal Kit:	PU30312
Bac-Cup Kit:	PU30023
Blue Dot Seal Kit:	PU30229
Pump Rails:	PU30611
Pump Pulley:	PU30048

PISTON PUMPS CONTINUED

623

- **Flow:** 6.0 GPM
- **Pressure:** 100 - 1200 PSI
- **RPM:** 850 RPM
- **HP:** 4.9

PU00623



KITS

Cup Kit:	PU30220
Valve Kit (quiet):	PU30687
Pump Prrrm-a-lube	PU30305
Seal Kit::	PU30397
Sleeve & Prrrm-a-lube	PU30397
Seal Kit:	PU30397
Bac-Cup Kit:	PU30822
Blue Dot Seal Kit:	PU30226
Pump Rails:	PU30613



820

- **Flow:** 10 GPM
- **Pressure:** 100 - 1000 PSI
- **RPM:** 940 RPM
- **HP:** 6.9

PU00820



KITS

Cup Kit:	PU30222
Valve Kit (quiet):	PU30687
Prrrm-a-lube Seal Kit::	PU30305
Sleeve & Prrrm-a-lube	PU30397
Seal Kit:	PU30397
Blue Dot Seal Kit:	PU30226
Pump Rails:	PU30613



1010

- **Flow:** 12 GPM
- **Pressure:** 100 - 700 PSI
- **RPM:** 900 RPM
- **HP:** 6.2

PU1010



KITS

Cup Kit:	PU30224
Valve Kit (quiet):	PU30687
Prrrm-a-lube Seal Kit::	PU30305
Sleeve & Prrrm-a-lube	PU30397
Seal Kit:	PU30397
Blue Dot Seal Kit:	PU30226
Pump Rails:	PU30613



ACCUMULATION PULSATION DAMPENER



PDK103

- 10 GPM
- 600-3000 PSI

PDK403

- 40 GPM

CAT OIL

21 oz. bottle

PU06100

2.5 Gallon

PU06105



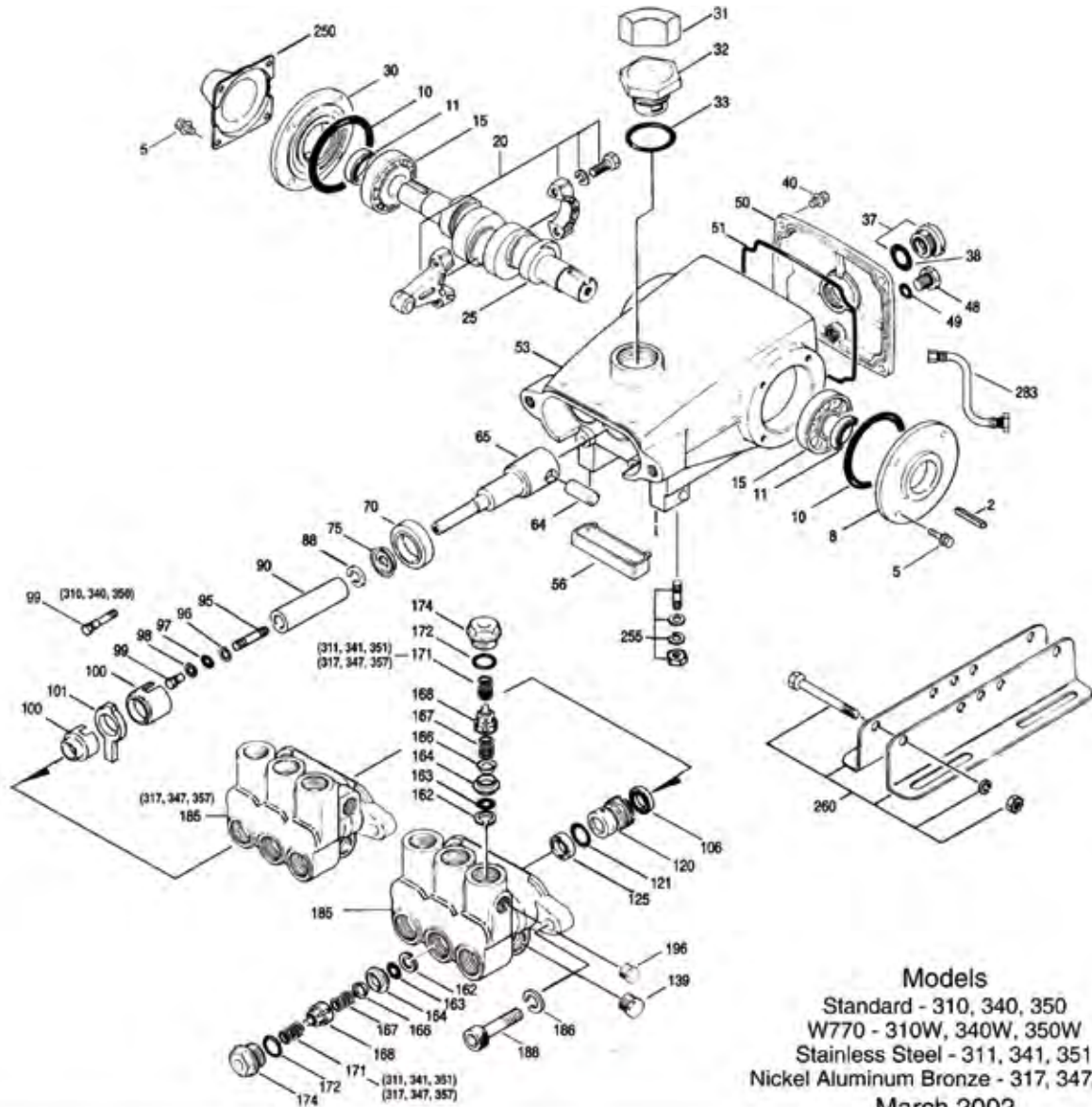
Arcadian Services

OIL DRAIN KIT



PU34334

ITEM	PART NUMBER				DESCRIPTION	QTY
	310	310W	311	317		
	340	340W	341	347		
	350 MATL	350W MATL	351 MATL	357 MATL		
2	30057 STL	30057 STL	30057 STL	30057 STL	Key (M6x6x25)	1
5	92519 STZP	92519 STZP	92538 S	92538 S	Screw, Sems HHC (M6x18)	8
8	43344 AL	43344 AL	43344 AL	43344 AL	Cover, Bearing	1/2
10	43343 NBR	43343 NBR	43343 NBR	43343 NBR	O-Ring, Bearing Cover	2
11	43222 NBR	43222 NBR	43222 NBR	43222 NBR	Seal, Oil, Crankshaft - (310, 350-2) (340-1)	1/2
15	14480 STL	14480 STL	14480 STL	14480 STL	Bearing, Ball	2
20	48737 TNM	48737 TNM	48737 TNM	48737 TNM	Rod, Connecting Assy	3
25	43342 FCM	43342 FCM	43342 FCM	43342 FCM	Crankshaft, Dual End - 310, 310W, 311, 317	1
	44945 FCM	44945 FCM	44945 FCM	44945 FCM	Crankshaft, Single End - 340, 340W, 341, 347	1
	43838 FCM	43838 FCM	43838 FCM	43838 FCM	Crankshaft, Dual End - 350, 350W, 351, 357	1
30	44949 AL	44949 AL	44949 AL	44949 AL	Cover, Blind Shaft - 340	1
31	828710	828710	828710	828710	Protector, Oil Cap	1
32	43211 ABS	43211 ABS	43211 ABS	43211 ABS	Cap, Oil Filler	1
33	14177 NBR	14177 NBR	14177 NBR	14177 NBR	O-Ring, Filler Cap - 70D	1
37	92241	92241	92241	92241	Gauge, Oil, Bubble w/Gasket	1
38	44428 NBR	44428 NBR	44428 NBR	44428 NBR	Gasket, Flat, Oil Gauge - 80D	1
40	92520 STZP	92520 STZP	92542 S	92542 S	Screw, Sems HHC (M6x20)	4
48	25625 STCP	25625 STCP	25625 STCP	25625 STCP	Plug, Drain (1/4"x19 BSP)	1
49	23170 NBR	23170 NBR	23170 NBR	23170 NBR	O-Ring, Drain Plug - 70D	1
50	48772 AL	48772 AL	48772 AL	48772 AL	Cover, Rear [10/01]	1
51	48773 NBR	48773 NBR	48773 NBR	48773 NBR	O-Ring, Rear Cover [10/01]	1
53	48770 AL	48770 AL	48770 AL	48770 AL	Crankcase [10/01]	1
56	43355 POP	43355 POP	43355 POP	43355 POP	Pin, Oil	1
64	43351 CM	43351 CM	43351 CM	43351 CM	Pin, Crosshead	3
65	43365 ZZCP	43365 ZZCP	45256 SSZZ	45256 SSZZ	Rod, Plunger	3
70	43228 NBR	43228 NBR	43228 NBR	43228 NBR	Seal, Oil, Crankcase	3
75	43328 S	43328 S	43328 S	43328 S	Slinger, Barrier	3
88	45697 S	45697 S	45697 S	45697 S	Washer, Keyhole (M18)	3
90	43367 CC	43367 CC	43367 CC	43367 CC	Plunger (M20x72)	3
95	—	—	89653 SS	89653 SS	Stud, Plunger Retainer (M6x58)	3
96	43235 PTFE	43235 PTFE	43235 PTFE	43235 PTFE	Back-up-Ring, Plunger Retainer	3
97	17399 NBR	17399 NBR	17399 NBR	17399 NBR	O-Ring, Plunger Retainer - 80D	3
	14160 FPM	14160 FPM	14160 FPM	14160 FPM	O-Ring, Plunger Retainer - 80D	3
	46204 EPDM	46204 EPDM	46204 EPDM	46204 EPDM	O-Ring, Plunger Retainer - 80D	3
98	45891 CU	45891 CU	44041 SS	44041 SS	Gasket	3
99	104360 S	104360 S	44031 SS	44031 SS	Retainer, Plunger	3
100	45682 PVDF	45682 PVDF	45682 PVDF	45682 PVDF	Retainer, Seal, Adapter - Front	3
	45681 PVDF	45681 PVDF	45681 PVDF	45681 PVDF	Retainer, Seal - Rear	3
101	43302	43302	43302	43302	Wick, Long Tab	3
106	43305 NBR	43305 NBR	—	—	Seal, LPS w/S-Spg	3
	45153 FPM	45153 FPM	45153 FPM	45153 FPM	Seal, LPS w/SS-Spg	3
	48429 EPDM	48429 EPDM	48429 EPDM	48429 EPDM	Seal, LPS w/SS-Spg	3
120	45679 BB	45679 BB	45680 SS	45680 SS	Case, Seal	3
121	14200 NBR	14200 NBR	14200 NBR	14200 NBR	O-Ring, Seal Case - 70D	3
	11719 FPM	11719 FPM	11719 FPM	11719 FPM	O-Ring, Seal Case - 70D	3
	48907 EPDM	48907 EPDM	48907 EPDM	48907 EPDM	O-Ring, Seal Case	3
125	43307 SNG	43307 SNG	—	—	Seal, HPS w/S	3
	44936 FPM	44936 FPM	44936 FPM	44936 FPM	Seal, HPS w/SS	3
	46667 HT*	46667 HT*	46667 HT*	46667 HT*	Seal, HPS w/SS	3
139	22179 BBBCP	22179 BBBCP	45156 SS	44563 NAB	Plug, Inlet (1/2" NPT)	1
162	48361 D	48361 D	48361 D	48361 D	Back-up-Ring, Seat	6
163	43358 NBR	43358 NBR	43358 NBR	43358 NBR	O-Ring, Seat - 70D	6
	44938 FPM	44938 FPM	44938 FPM	44938 FPM	O-Ring, Seat - 70D	6
	48908 EPDM	48908 EPDM	48908 EPDM	48908 EPDM	O-Ring, Seat	6
164	43725 S	43725 S	44128 SS	44128 SS	Seat	6
166	43723 S	43723 S	44057 SS	44057 SS	Valve	6
167	43750 S	43750 S	44056 SS	44056 SS	Spring, Valve	6
168	44565 PVDF	44565 PVDF	44565 PVDF	44565 PVDF	Retainer, Valve Spring	6
171	—	—	44832 S	44832 S	Spring, Coil	6
172	17615 NBR	17615 NBR	17615 NBR	17615 NBR	O-Ring, Valve Plug - 75D	6
	15855 FPM	15855 FPM	15855 FPM	15855 FPM	O-Ring, Valve Plug - 70D	6
	48431 EPDM	48431 EPDM	48431 EPDM	48431 EPDM	O-Ring, Valve Plug - 75D	6
174	43849 BBBCP	43849 BBBCP	45155 SS	44833 NAB	Plug, Valve	6
185	44837 BBBCP	46825 W770	—	—	Manifold Head	1
	—	—	45151 SSL	44124 NAB	Manifold Head	1
186	12503 STZP	12503 STZP	15847 S	15847 S	Lockwasher (M10)	2
188	87931 STZP	87931 STZP	87950 S	87950 S	Screw HSH (M10x35)	2
196	43633 BB	43633 BB	—	—	Plug, Discharge (3/8" NPT)	1
250	118672 STCP	118672 STCP	118672 STCP	118672 STCP	Protector, Shaft (Belt Drive Only)	1
255	30243 STZP	30243 STZP	30243 STZP	30243 STZP	Mount, Direct (Belt Drive Only)	1
260	30611 STZP	30611 STZP	30611 STZP	30611 STZP	Mounting, Angle Rail - B (28499,30900,30910,30920) (Belt Drive Only)	1
265	30659	30659	30659	30659	Mount, Assy (30611,30633,118672) (Belt Drive Only)	1
270	30633 STL	30633 STL	30633 STL	30633 STL	Assy, Pulley & Key (30058,30057) (Belt Drive Only)	1
275	30944 STL	30944 STL	30944 STL	30944 STL	Assy, Hub & Key (M20 w/M6 Keyway) (Belt Drive Only) [See Drive Packages, Tech Bulletin 003]	1
283	34334	34334	34334	34334	Kit, Oil Drain	1
298	34962 STZP	34962 STZP	34962 STZP	34962 STZP	Clutch Assy, Single Groove, 20mm, 12VDC	1
299	34963 STZP	34963 STZP	34963 STZP	34963 STZP	Clutch Assy, Dual Groove, 20mm, 12VDC	1
	810027 BBBCP	810027W W	812207 SS	814559 NAB	Head, Complete	1



Models
 Standard - 310, 340, 350
 W770 - 310W, 340W, 350W
 Stainless Steel - 311, 341, 351
 Nickel Aluminum Bronze - 317, 347, 357
 March 2002

	310	310W	311	317		
	340	340W	341	347		
	350	350W	351	357		
	MATL	MATL	MATL	MATL		
300	30623 NBR	30623 NBR	34153 NBR	34153 NBR	<i>Kit, Seal (Incls: 97,101,106,121,125)</i>	1
	34155 FPM	34155 FPM	34155 FPM	34155 FPM	<i>Kit, Seal (Incls: 97,101,106,121,125)</i>	1
	33623 HT	33623 HT	33623 HT	33623 HT	<i>Kit, Seal, "Hi-Temp" (Incls: 97,101,106,121,125)</i>	1
	♦ 31163 EPDM*	♦ 31163 EPDM*	♦ 31163 EPDM*	♦ 31163 EPDM*	<i>Kit, Seal (Incls: 97,101,106,121,125)</i>	1
310	30821 NBR	30821 NBR	31152 NBR	31152 NBR	<i>Kit, Valve (Incls: 162-164,166-168,171¹, 172)</i>	2
	31821 FPM	31821 FPM	34152 FPM	34152 FPM	<i>Kit, Valve (Incls: 162-164,166-168,171¹, 172)</i>	2
	♦ 31162 EPDM	♦ 31162 EPDM	♦ 31162 EPDM	♦ 31162 EPDM	<i>Kit, Valve (Incls: 162-164,166-168,171¹, 172)</i>	2
350	30696 STZP	30696 STZP	30696 STZP	30696 STZP	<i>Plier, Reverse</i>	1
351	33004 STZP	33004 STZP	33004 STZP	33004 STZP	<i>Socket, Seal Case (1/2" Drive)</i>	1
	6107	6107	6107	6107	<i>BD Motors - See Individual Data Sheet</i>	
					<i>Oil, Bottle (21 oz.) ISO 68 Multi-viscosity Hydraulic</i>	1
					<i>(Fill to specified crankcase capacity prior to start-up)</i>	

♦ Industrial discount. **Bold print part numbers are unique to a particular pump model.** *Italics are optional items.* ♦ Silicone oil/grease required.

[] Date of latest production change. *Review material codes for individual items (HT generally may be used as alternate). Add .3000 to part numbers for Hi-Temp model.

¹Applies only to 311, 341, 351 and 317, 347, 357 models.

See Tech Bulletins 002, 003, 008, 024, 027, 032, 035, 036, 043, 045, 046, 049, 052, 053, 054, 073, 074, 077, 079, 083 and 090 for additional information.

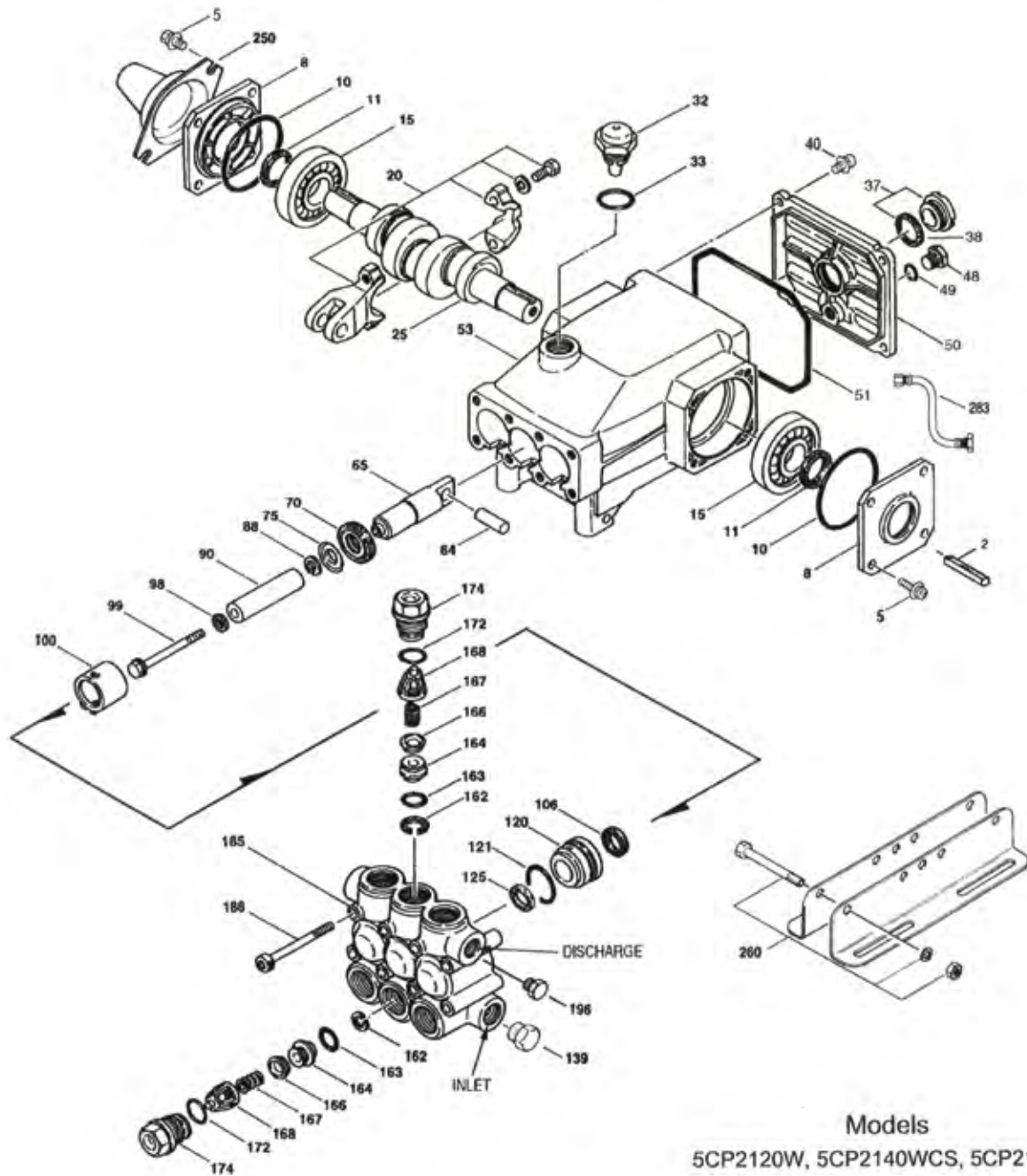
MATERIAL CODES (Not Part of Part Number): ABS=ABS Plastic AL=Aluminum BB=Brass BBCP=Brass/Chrome Plated CC=Ceramic CM=Chrome-moly

CU=Copper D=Delrin[®] FCM=Forged Chrome-moly FPM=Fluorocarbon (Viton[®]) HT=High Temp (EPDM Alternative) NAB=Nickel Aluminum Bronze

NBR=Medium Nitrile (Buna-N) POP=Polypropylene PTFE=Pure Teflon[®] PVDF=Fluoroplastic (High Strength) RTP=Reinforced Composite S=304SS

SNG=Special Blend (Buna) SS=316SS SSZZ=316SS/Zamak STL=Steel STZP=Steel/Zinc Plated W770=Special Alloy ZZ=Zamak ZZCP=Chrome Plated/Steel - Zamak

ITEM	PART NUMBER		DESCRIPTION		QTY			
	5CP2120W	MATL	5CP2140WCS	MATL	5CP2150W	MATL		
2	30057	STL	30057	STL	30057	STL	Key (M6x6x25)	1
5	96031	STZP	96031	STZP	96031	STZP	Screw, Sems HHC (M8x16)	8
	126542	STCP R	126542	STCP R	126542	STCP R	Screw, Sems HHC (M8x16)	8
8	46910	AL	46910	AL	46910	AL	Cover, Bearing	2/1
10	14028	NBR	14028	NBR	14028	NBR	O-Ring, Bearing Cover - 70D	2
11	43222	NBR	43222	NBR	43222	NBR	Seal, Oil, Crankshaft	2
15	14480	STL	14480	STL	14480	STL	Bearing, Ball	2
20	48742	TNM	48742	TNM	48742	TNM	Rod, Connecting Assy [10/01]	3
25	46928	FCM	—	—	46982	FCM	Crankshaft, Dual End	1
	—	—	48203	FCM	—	—	Crankshaft, Single End	1
30	—	—	48224	AL	—	—	Cover, Bearing Blind	1
32	46798	—	46798	—	46798	—	Cap, Oil Filler, Domed	1
33	14179	NBR	14179	NBR	14179	NBR	O-Ring, Oil Filler Cap - 70D	1
37	92241	—	92241	—	92241	—	Gauge, Oil, Bubble w/Gasket - 80D	1
38	44428	NBR	44428	NBR	44428	NBR	Gasket, Flat, Oil Gauge - 80D	1
40	92519	STZP	92519	STZP	92519	STZP	Screw, Sems HHC (M6x16)	4
	125824	STCP R	125824	STCP R	125824	STCP R	Screw, Sems HHC (M6x16)	4
48	25625	STCP	25625	STCP	25625	STCP	Plug, Drain (1/4"x19BSP)	1
49	23170	NBR	23170	NBR	23170	NBR	O-Ring, Drain Plug - 70D	1
50	46940	AL	46940	AL	46940	AL	Cover, Rear	1
51	14044	NBR	14044	NBR	14044	NBR	O-Ring, Rear Cover	1
53	48617	AL	48617	AL	48617	AL	Crankcase	1
64	46746	CM	46746	CM	46746	CM	Pin, Crosshead	3
65	48458	BBNP	48458	BBNP	48458	BBNP	Rod, Plunger	3
70	46838	NBR	46838	NBR	46838	NBR	Seal, Oil, Crankcase - 70D	3
75	43328	S	43328	S	43328	S	Slinger, Barrier	3
88	45697	S	45697	S	45697	S	Washer, Keyhole (M18)	3
90	46841	CC	46841	CC	46841	CC	Plunger (M20x50)	3
98	46730	NBR	46730	NBR	46730	NBR	Washer, Seal - 90D	3
	48394	FPM	48394	FPM	48394	FPM	Washer, Seal - 90D	3
	◆ 48432	EPDM	◆ 48432	EPDM	◆ 48432	EPDM	Washer, Seal	3
99	† 48201	SSL	† 48201	SSL	† 48201	SSL	Retainer, Plunger w/Stud (M6)	3
100	46749	PVDF	46749	PVDF	46749	PVDF	Retainer, Seal	3
106	43305	NBR	43305	NBR	43305	NBR	Seal, LPS w/S-Spg	3
	45153	FPM	45153	FPM	45153	FPM	Seal, LPS w/SS-Spg	3
	◆ 48429	EPDM	◆ 48429	EPDM	◆ 48429	EPDM	Seal, LPS w/SS-Spg	3
120	46843	BB	46843	BB	46843	BB	Case, Seal (Press-in-style)	3
121	13978	NBR	13978	NBR	13978	NBR	O-Ring, Seal Case - 70D	3
	14329	FPM	14329	FPM	14329	FPM	O-Ring, Seal Case	3
	◆ 48904	EPDM	◆ 48904	EPDM	◆ 48904	EPDM	O-Ring, Seal Case	3
125	43307	SNG	43307	SNG	43307	SNG	Seal, HPS w/S	3
	44936	FPM	44936	FPM	44936	FPM	Seal, HPS w/SS	3
	46667	HT	46667	HT	46667	HT	Seal, HPS 2-Pc w/S-Support	3
139	22179	BBCP	22179	BBCP	22179	BBCP	Plug, Inlet (1/2"NPT)	1
162	48361	D	48361	D	48361	D	Back-up-Ring, Seal	6
163	43358	NBR	43358	NBR	43358	NBR	O-Ring, Seat - 70D	6
	44938	FPM	44938	FPM	44938	FPM	O-Ring, Seat - 70D	6
	◆ 48908	EPDM	◆ 48908	EPDM	◆ 48908	EPDM	O-Ring, Seat	6
164	43725	S	43725	S	43725	S	Seat	6
166	43723	S	43723	S	43723	S	Valve	6
167	43750	S	43750	S	43750	S	Spring	6
168	44565	PVDF	44565	PVDF	44565	PVDF	Retainer, Spring	6
172	17615	NBR	17615	NBR	17615	NBR	O-Ring, Valve Plug - 75D	6
	15855	FPM	15855	FPM	15855	FPM	O-Ring, Valve Plug - 70D	6
	◆ 48431	EPDM	◆ 48431	EPDM	◆ 48431	EPDM	O-Ring, Valve Plug - 75D	6
174	43849	BBCP	43849	BBCP	43849	BBCP	Plug, Valve	6
185	48245	W770	48245	W770	48245	W770	Manifold, Head - W770	1
188	87872	STZP	87872	STZP	87872	STZP	Screw, HSH (M8x70)	8
	126513	STCP R	126513	STCP R	126513	STCP R	Screw, HSH (M8x70)	8
196	22187	BBCP	22187	BBCP	22187	BBCP	Plug, Discharge (3/8"NPT)	1
250	118672	STCP	118672	STCP	118672	STCP	Protector, Shaft	1
255	30243	STZP	30243	STZP	30243	STZP	Mount, Direct	1
260	30611	STZP	30611	STZP	30611	STZP	Assembly, Angle Rail - B (Incls: 28499, 30900, 30910, 30920) (Belt Drive Only)	1
	30637	STZP	30637	STZP	30637	STZP	Mount, Angle Assy-Retro Fit	1
265	30659	—	30659	—	30659	—	Kit, Complete Mounting (Incls: 30611, 30633, 118672) (Belt Drive Only)	1
275	30944	STL	30944	STL	30944	STL	Hub & Key Assy (M20 w/M6 Keyway) [See Drive Packages, Tech Bulletin 003]	1
283	34334	—	34334	—	34334	—	Kit, Oil Drain	1
298	34970	STZP	34970	STZP	34970	STZP	Clutch, Assy, Single Groove, 20mm, 12VDC	1
	34980	STZP	34980	STZP	34980	STZP	Clutch, Assy, Dual Groove, 20mm, 12VDC	1
299	816650	W770	816650	W770	816650	W770	Head, Complete	1
300	33628	NBR	33628	NBR	33628	NBR	Kit, Seal (Incls: 98, 106, 121, 125)	1
	31628	FPM	31628	FPM	31628	FPM	Kit, Seal (Incls: 98, 106, 121, 125)	1
	◆ 31648	EPDM*	◆ 31648	EPDM*	◆ 31648	EPDM*	Kit, Seal (Incls: 98, 106, 121, 125)	1
	31638	HT	31638	HT	31638	HT	Kit, Seal (Incls: 98, 106, 121, 125)	1



Models

5CP2120W, 5CP2140WCS, 5CP2150W
October 2006

	5CP2120W	MATL	5CP2140WCS	MATL	5CP2150W	MATL		
310	30821	NBR	30821	NBR	30821	NBR	Kit, Valve (Incls: 162,163,164,166,167,168,172)	2
	31821	FPM	31821	FPM	31821	FPM	Kit, Valve (Incls: 162,163,164,166,167,168,172)	2
	♦ 31162	EPDM	♦ 31162	EPDM	♦ 31162	EPDM	Kit, Valve (Incls: 162,163,164,166,167,168,172)	2
350	30696	STZP	30696	STZP	30696	STZP	Plier, Reverse	1
400	7850	BB	7850	BB	7850	BB	Modular Unloader (See Individual Data Sheet)	1
—	—	—	8026ES-8042ES	—	8026ES-8042ES	—	BD Motors (See Individual Data Sheet)	1
—	6107	—	6107	—	6107	—	Oil, Bottle (21 oz) ISO 68 Multi-viscosity Hydraulic (Fill to specified crankcase capacity prior to start-up)	1

Bold print part numbers are unique to a particular pump model. Italics are optional items. ♦ Silicone oil/grease required. † Production parts are different than repair parts.
 R Components comply with RoHS Directive. [] Date of latest production change. W770 effective with 97 production.
 *Review material codes for individual items (HT generally may be used as alternate).
 See Tech Bulletins 002, 003, 024, 036, 043, 053, 060, 061, 064, 073, 074, 077, 078 and 083 for additional information.
 MATERIAL CODES (Not Part of Part Number): AL=Aluminum BB=Brass BBPC=Brass/Chrome Plated BBNP=Brass/Nickel Plated CC=Ceramic CM=Chrome-moly
 D=Acetal EPDM=Ethylene Propylene Diene Monomer FBB=Forged Brass FCM=Forged Chrome-moly FPM=Fluorocarbon HS=High Strength
 HT=Hi-Temp (EPDM Alternative) NBR=Medium Nitrile (Buna-N) PVDF=Polyvinylidene Fluoride S=304SS SNG=Special Blend (Buna) SSL=316SS/Low Carbon STL=Steel
 W770=Special Alloy STCP=Steel/Chrome Plated STZP=Steel/Zinc Plated TNM=Special High Strength



Specifically designed to handle the rigorous duty cycles, high temperatures and chemicals associated with self-serve carwash applications.



These premium pumps can withstand temperatures up to 185°F and can run dry for several hours.

GPHTS2215SR

- GPM - 4.0/5.0
- PSI - 2300
- RPM - 1200
- Shaft OD - 24 (MM)

Features & Benefits:

- Can run dry for several hours
- Water temps up to 185°F
- Nickel-plated manifold & valve caps provide corrosion resistant operation and helps reduce damage caused by cavitation
- Side sight glass
- Direct replacement for CAT 310/5CP2120W with same RPM and Flow

** Specify left hand drive if you're looking at the pump manifold and your pulley or the pump crankshaft is on the left



If replacing CAT 310/5CP2120W you may also want to order the following:

GPP540015	Rail Kit for easy installation
PU33000	24mm "H" Bushing
GPP540016	Rail Kit for CAT 530

GPHTCK4050S

- GPM - 36/40.5
- PSI - 1500
- RPM - 800/900



GPHTCK3623S

- GPM - 21
- PSI - 1500
- RPM - 900





GPCW2040 DUAL SHAFT PUMP

- GPM - 4.0
- PSI - 2000
- RPM - 1250
- Shaft OD - 24 (MM)



Lo Pressure Assembly: (NEW Style)	GPK910
Packing Assembly: (NEW Style) per cylinder	GPK9101A
Packing Only:	GPK969

Valve Kit:	GPK01
Valve Caps, O-Rings:	GPK04
Piston Rod Oil Seal:	GPK02
Crankshaft Oil Seal:	GPK03
Plunger Repair Kit:	GPK06
Seal Packing Kit	GPK220
Valve Kit Hi-Temp:	GPK201

GPCW1541 6 Cylinder Plunger Pump

- GPM - 41.0
- PSI - 1500
- RPM - 1000
- Shaft OD - 35 (MM)



Complete Packing Assy:	GPK100463
Crankshaft Oil Seal:	GPK32
Valve Kit:	GPK943
Piston Rod Oil Seal:	GPK44
Piston Bolt:	GPK74
Packing Assembly: (per cylinder)	GPK939
Packing Retainer:	GPK940
Intermediate Ring:	GPK942

GPCW1012 GPCW1012L

- GPM - 12.0
- PSI - 1000
- RPM - 900
- Shaft OD - 35 (MM)



GPCW3040R GPCW3040L

- GPM - 5.0
- PSI - 3000
- RPM - 1250
- Shaft OD - 24 (MM)





T 50 Series

Solid shaft pump. Flex coupling and bell housing available for a direct drive system. 24 MM shaft, forged brass manifold.

T 47 Series

Solid shaft pump. Heavy duty tapered roller bearings with oversized conn rods. 24 MM shaft, forged brass manifold

EZ 44 Series

Hollow shaft pump for electric direct drive, Nema-184-TC mount motor, forged brass manifold, 1 1/8" hollow shaft



T 50 Series



T 47Series



EZ 44 Series

PART #	SHAFT	GPM	PSI	RPM
GPT991L	LEFT	3.5	1500	1450
GPT991R	RIGHT	3.5	1500	1450
GPT9971L	LEFT	4	2000	1750
GPT9971R	RIGHT	4	2000	1750
GPT1011L	LEFT	4.5	2000	1125
GPT1011R	RIGHT	4.5	2000	1125
GPTS1011L	LEFT	5.6	1500	1450
GPTS1011R	RIGHT	4.75	1500	1750
GPTS1021L	LEFT	4.5	3000	1125
GPTS1021R	RIGHT	4.5	3000	1125
GPTS1021L	LEFT	5.6	1700	1450
GPTS1021R	RIGHT	5.6	1700	1450
GPTS1511		4	3500	1450
GPT1321L	LEFT	5.5	2100	1150
GPT1321R	RIGHT	5.5	2100	1150
GPT921L	LEFT	5	1700	1050
GPT921R	RIGHT	5	1700	1050
GPTS2011L	LEFT	4	3500	1450
GPTS2011R	RIGHT	4.75	2300	1750
GPTS2011L	LEFT	4	3500	1450
GPTS2011R	RIGHT	4.75	2300	1750
GPTS2021L	LEFT	4.5	3500	1125
GPTS2021R	RIGHT	5.6	3500	1450
GPTS2021L	LEFT	4.5	3500	1125
GPTS2021R	RIGHT	5.6	3500	1450
GPT9281		4	4000	1750
GPEZ2542E		4.2	2500	1750
GPEZ2536E		3.6	2500	1750

GPCW61 GPCW61L

- GPM - 16.0
- PSI - 1200
- RPM - 1000
- Shaft OD - 35 (MM)



GPCW81

- GPM - 21
- PSI - 1200
- RPM - 1000
- Shaft OD - 35 (MM)



GPCW2004

- GPM - 4.0
- PSI - 2000
- RPM - 1750
- Shaft OD - 24 (MM)



Pulleys

- **GPP639015:** 1 groove- 8" - 24mm
- **GPPZP140:** 2 groove- 5½" - 24mm
- **GPPZP160:** 2 groove- 6¼" - 24mm



EMPEROR HTF SERIES



GPHTF2018S	GPM: 4.0/5.0/7.5 PSI: 3600 RPM: 950/1200/1750
GPHTF2221S	GPM: 10.3/10.2 PSI: 3000 RPM: 1450/1750
GPHTF2421S	GPM: 10.0/12.0 PSI: 3000/2500 RPM: 1450/1750

OTHER GP KITS

- **Hi Pressure Seals 20MM** GPK08 \$30.52
- **Packing Assembly 20MM:** GPK28 \$21.40
- **Packing Assembly 45MM:** GPK80 \$62.24



GP Industrial Oil

Pump Crankcase Oil must be changed after an initial 50-hour break-in period. Oil must be changed every 3 months or at 500 hour intervals there after.



100 Series Oil

For use with these General Pumps:

All Emperor Series
All T50 Series
All T47 Series
All EZ44 Series
GPCW2040
GPCW3040R
GPCW3040L

16 OZ BOTTLE

GPO100216

220 Series Oil

For use with these General Pumps:

GPHTCK4050S
GPHTCK3623S

2 ½ GALLON

GPO100450



8090 Series Oil

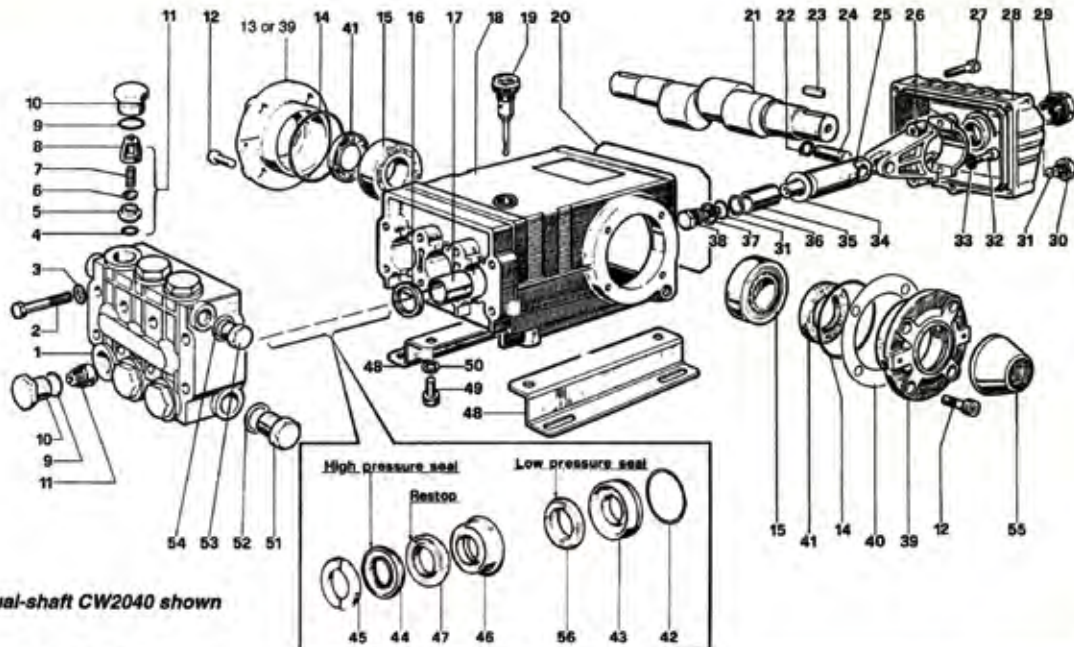
For use with these General Pumps:

GPCW1541
GPCW1012L
GPCW61
GPCW61L

2 ½ GALLON

GPO100734

Ar a ian Ser i es



Dual-shaft CW2040 shown

PARTS LIST

ITEM PART NO.	DESCRIPTION	KIT NO.	QTY.	ITEM PART NO.	DESCRIPTION	KIT NO.	QTY.	ITEM PART NO.	DESCRIPTION	KIT NO.	QTY.
1.	47.1208.41 Manifold		1	20.	47.2119.84 Cover, Gasket		1	38.	47.2195.68 Screw, Plunger	6, 107	3
2.	99.3206.00 Screw, M8 x 70		8	21.	47.0216.35 Crankshaft - dual (CW2040)		1	39.	47.1500.22 Cover, Crankcase		2
3.	96.7020.00 Washer, M6.4		8	47.0200.35 Crankshaft (CW24)				40.	97.5678.00 Shim		2
4.	90.3841.00 O-Ring, .674 x .103	K01	6	47.0217.35 Crankshaft (CW3040)				41.	90.1648.00 Seal, Oil	3	2
5.	36.2003.66 Seat, Valve	K01	6	47.0214.35 Crankshaft (CW2004)				42.	90.3616.00 O-Ring, 1.364 x .070	10,9101A,910	3
6.	36.2001.76 Plate, Valve	K01	6	22.	90.0557.00 Ring, Snap, M12		6	43.	47.0809.70 Retainer, Seal, Low Press	10,9101A,910	3
7.	94.7376.00 Spring	K01	6	23.	91.4890.00 Key		1	44.	90.2705.00 Seal, High Pressure	969,9101A	3
8.	36.2002.51 Guide, Valve	K01	6	24.	97.7380.00 Pin, Wrist		3	45.	47.1000.51 Ring, Head, M20	7, 9101A	3
9.	90.3847.00 O-Ring, .797 x .103	4	6	25.	47.0504.54 Guide, Piston		3	46.	47.2169.70 Ring, Intermed., M20	71,9101A	3
10.	98.2220.00 Cap, M24	4	6	26.	47.0300.01 Rod, Connecting		3	47.	90.2704.00 Ring, Restop	71,969,9101A	3
11.	36.7032.01 Valve Assembly	K01	6	27.	99.1837.00 Screw, M6 x 14		5	48.	47.2000.74 Rail, Pump		2
12.	99.3039.00 Screw, M8 x 16	6		28.	47.1603.22 Cover, Crankcase		1	49.	99.3644.00 Screw, M10 x 18		4
13.	47.1501.22 Cover, Crankcase (CW2040 has second #39 instead)	1		47.1600.22 Cover, Crankcase (CW24)				50.	96.7106.00 Washer, M10.2		4
14.	80.3913.00 O-Ring, 2.68 x .103	2		47.1604.22 Cover, Crankcase (CW3040)				51.	98.2176.00 Cap		1
15.	91.8375.00 Bearing, Roller	2		29.	97.5968.00 Oil Indicator		1	52.	96.7514.00 Washer, M21.5		1
16.	90.1625.00 Seal, Oil	2	3	30.	98.2041.00 Cap		1	53.	98.2100.00 Cap		1
17.	90.9126.00 Bushing	3		31.	90.3585.00 O-Ring, .426 x .070	6	4	54.	96.7380.00 Washer, M17.5		1
18.	47.0104.22 Crankcase	1		32.	99.3099.00 Screw, M8 x 35		6	55.	47.2123.51 Shaft Cover, Red (CW2040 only)		1
	47.0102.22 Crankcase (CW24)			33.	96.7014.00 Washer, M8.4		6	56.	90.2694.00 Seal, Low Pressure	969,9101A,910	3
19.	98.2106.00 Oil Dip Stick	1		34.	96.7286.00 Washer, M14	6, 107	3	Optional			
				35.	47.0404.09 Plunger, (20 mm)		3	190160	Rail & Coupler Kit (310)		1
				36.	90.5067.00 Ring, Back-up	6, 107	3	190161	Rail & Coupler Kit (530)		1
				37.	96.7280.00 Washer, M14	6, 107	3				

REPAIR KITS

KIT NO.	K01	2	3	4	6	7	10	71	969	9101A	910
ITEM NO.s INCLUDED IN KIT	4,5,6,7,8 (11)	16	41	9, 10	31, 34, 36, 37, 38	45	42,43	46, 47	44,47, 56	42,43,44, 45,46,47, 56	42,43, 56
NUMBER OF ASSEMBLIES IN KIT	6	3	2	6	3	6	3	3	3	1	3
NUMBER OF CYLINDERS KIT WILL SERVICE	6	3	-	3	3	3	3	3	3	1	3

TORQUE SPECS*

Position	Ft.-lbs.
2	22.1
10	73.7
12	14.7
27	7.3
29	13.2
30	14.7
32	14.7
38	14.7
49	29.4
51	29.4

*Decrease torque by 20% if threads are lubricated.

2300 SERIES PLUNGER PUMPS



Replacement
Rails

HYP34300269

Car Wash Series

PART #	MAX GPM	MAX PSI	MAX RPM	INLET PORT	OUTLET PORT	SEAL KIT	VALVE KIT
HY2303BP	3.1	1200	1725	1/2"	3/8"	HYP34300533	HYP34300491
HY2304BP	4.2	1200	1725	1/2"	3/8"	HYP34300533	HYP34300491
HY2314BP	4.0 3.0	1200	1450 1100	1/2"	3/8"	HYP34300533	HYP34300491

Powerline Plus Series

PART #	MAX GPM	MAX PSI	MAX RPM	INLET PORT	OUTLET PORT	SEAL KIT	VALVE KIT
HY2345BP	4.8	2500	1725	1/2"	3/8"	HYP34300519	HYP34300491

2400 SERIES PLUNGER PUMPS



Replacement
Rails

HYP34300303

Replacement
Rails (310)

HYP34300304

Replacement
Rails (530)

HYP34300305

Powerline Plus Series

PART #	MAX GPM	MAX PSI	MAX RPM	INLET PORT	OUTLET PORT	SEAL KIT	VALVE KIT
HY2410BP	4.4	2500	1725	3/4"	1/2"	HYP34300485	HYP34300316
HY2411BP	5.3	2500	1725	3/4"	1/2"	HYP34300485	HYP34300316
HY2412BP	5.9/4.0	2500	1725 1100	3/4"	1/2"	HYP34300485	HYP34300316
HY2412BC3P*	4	2500	1725	1/2"	3/8"	HYP34300485	HYP34300316
HY2413BC3P*	7.2	1800	1725	1/2"	3/8"	HYP34300486	HYP34300316
HY2414BP	8.0-4.0	1800	1725 800	3/4"	1/2"	HYP34300486	HYP34300316
HY2414BC3P*	4-8	1800	1450 1100	1/2"	3/8"	HYP34300486	HYP34300316

*REPLACES CAT 310 & 530 PUMPS ALL REPAIR PARTS AVAILABLE

Triplex Plunger Pump

The Hypro 2535 triplex plunger pump is designed for durability and top performance.

A 316 stainless steel head minimizes washout and corrosion.

A strong bottom end including oversized crankshaft, bearings, and rods easily handle abuse caused by start-up and intermittent operation.

Delivers 38GPM @ 1200 PSI @ 800 RPM.

HYP2535S

*316 Stainless steel head and two-piece manifold resist washout and corrosion



ACCESSORIES

Pulsation Dampener

Quality built Pulsation Dampeners protect your system from damage due to pulsation & vibration



Part #	Ports	GPM	PSI Pre-charge
HYP337500176	1/2" F	6	600
HYP337500155	1" F	35	500
HYP337500156	1" F	35	600

Pulse Hose

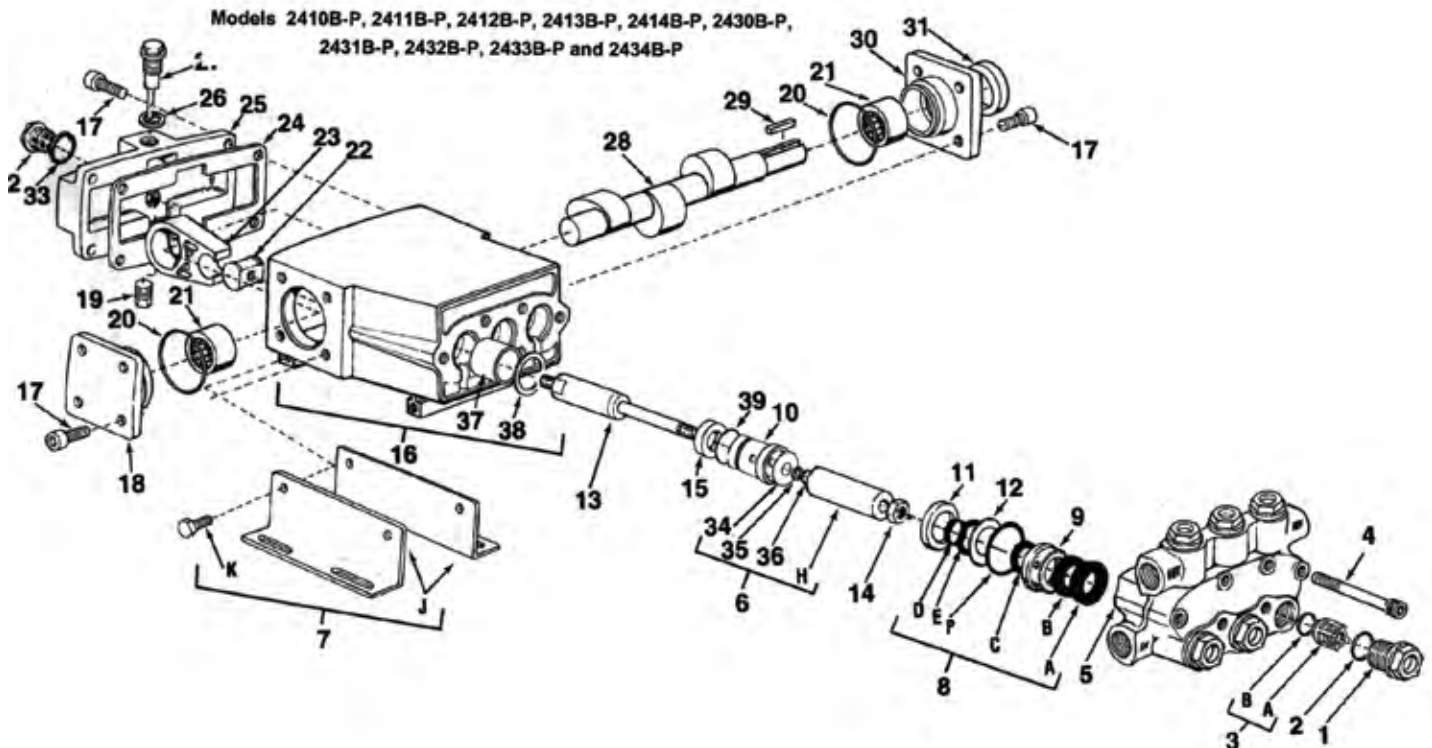
Quality pulsation dampener hoses constructed of special Hi-Flex horizontally-braided hose.

1500 PSI Max 3/8 x 24"

HYP33750012



HYPRO 2400 SERIES



Ref. No.	Qty. Rq'd.	Part Number	Description
1	6	0707-2400B	Valve cap
2	6	1720-0135	O-ring
3	1 Set	3430-0316	Valve kit Consists of: 6 valve assemblies (Ref. A), 6 o-rings (Ref. B)
4	6	2220-0029	Head bolt
5	1	0203-2400B	Forged bronze head
6	3 Sets	3430-0321	Plunger kit (Models 2410B-P, 2411B-P, 2412B-P, 2430B-P, 2431B-P, and 2432B-P) Consists of: 1 backup seal, 1 plunger (Ref. H), 1 slinger ring, 1 o-ring
6	3 Sets	3430-0322	Plunger kit (Models-2413B-P, 2414B-P, 2433B-P, and 2434B-P) Consists of: 1 backup seal, 1 plunger (Ref. H), 1 slinger ring, 1 o-ring
7	1 Set	3430-0303	Base kit (standard) Consists of:
7	1 Set	3430-0304	2 bases (Ref. J), 4 bolts (Ref. K) Base kit (Cat 310 mounting) Consists of:
7	1 Set	3430-0305	2 bases (Ref. L), 4 bolts (Ref. M) Base kit (Cat 530 mounting) Consists of:
8	1 Set	3430-0485	2 bases (Ref. L), 4 bolts (Ref. M) Seal kit (Models 2410B-P, 2411B-P, 2412B-P, 2430B-P, 2431B-P, and 2432B-P) Consists of: 3 high-pressure seals (Ref. A) 3 back-up rings (Ref. B), 6 o-rings (Ref. 3B), 3 low-pressure seals (Ref. C), 3 seal rings (Ref. D), 3 o-rings (Ref. E) 3 o-rings (Ref. P)
8	1 Set	3430-0486	Seal kit (Models 2413B-P, 2414B-P, 2433B-P, and 2434B-P) Consists of: 3 high-pressure seals (Ref. A) 3 back-up rings (Ref. B), 6 o-rings (Ref. 3B), 3 low-pressure seals (Ref. C), 3 seal rings (Ref. D), 3 o-rings (Ref. E) 3 o-rings (Ref. P)
9	3	1830-0159	Retainer ring (Models 2410B-P, 2411B-P, 2412B-P, 2430B-P, 2431B-P, and 2432B-P)
9	3	1830-0158	Retainer ring (Models 2413B-P, 2414B-P, 2433B-P, and 2434B-P)
10	3	1830-0169	Seal retainer (Models 2410B-P, 2411B-P, 2412B-P, 2430B-P, 2431B-P, and 2432B-P)
11	3	1830-0167	Vac seal retainer (Models 2410B-P, 2411B-P, 2412B-P, 2430B-P, 2431B-P, and 2432B-P)

Ref. No.	Qty. Rq'd.	Part Number	Description
11	3	1830-0166	Vac seal retainer (Models 2413B-P, 2414B-P, 2433B-P, and 2434B-P)
12	3	1830-0160	Retainer (Models 2410B-P, 2411B-P, 2412B-P, 2430B-P, 2431B-P, and 2432B-P)
12	3	1830-0168	Retainer (Models 2413B-P, 2414B-P, 2433B-P, and 2434B-P)
13	3	3500-0062	Lower plunger guides
14	3	2250-0051	Retaining nut
15	3	2102-0018	Oil seal
16	1	0102-2400A	Crankcase assembly (includes Ref. Nos. 15, 37 and 38)
17	16	2220-0053	Bolt
18	1	0701-2400A	End cover
19	1	2406-0019	Plug
20	2	1720-0136	O-ring
21	2	2002-0006	Bearing (Models 2410B-P, 2411B-P, 2412B-P, 2413B-P and 2414B-P) (ball bearing)
21	2	2009-0001	Bearing (Models 2430B-P, 2431B-P, 2432B-P, 2433B-P, and 2434B-P) (roller bearing)
22	3	2404-0169	Wrist pin
23	3	0500-8800A	Connecting rod
24	1	1700-0095	End cover gasket
25	1	0703-2400A	End cover
26	1	1700-0078	Gasket
27	1	2630-0010	Oil dipstick assembly
27	1	2404-0188	Shipping plug (solid)
28	1	0501-8850D	Crankshaft (Models 2410B-P and 2430B-P)
28	1	0501-8851D	Crankshaft (Models 2411B-P, 2413B-P, 2431B-P, and 2433B-P)
28	1	0501-8852D	Crankshaft (Models 2412B-P, 2414B-P, 2432B-P, and 2434B-P)
29	1	1610-0021	Key
30	1	0700-2400A	End cover
31	1	2102-0017	Seal
32	1	2630-0011	Oil sight glass
33	1	1700-0094	Gasket
34	3	2270-0059	Slinger ring
35	3	1760-0005	Backup seal
36	3	1720-0033	O-ring
37	3	1440-0085	Guide
38	3	1830-0155	Guide retainer
39	3	1720-0061	O-ring
40	3	1720-0022	O-ring

GIANT PLUNGER PUMPS

Standard Features

- Ceramic Impregnated, Stainless Steel Plungers
- Self-adjusting, Spring-loaded Packings
- Brass or Aluminum/Bronze Fluid Ends
- Stainless Steel and Brass Wetted Parts
- Corrosion-resistant Hastalloy Valves for longer life
- Compact design for easy fit
- Dipstick for easy oil level inspection
- Heavy-duty Ball Bearings
- Die cast Aluminum Crankcase
- Large drain plug for easy oil change and maintenance
- *Mounting rails are not included with pumps**



PUP318AL PUP318AR

- 5.5 GPM Max
- 2000 PSI Max
- 1450 RPM Max
- 1/2" Inlet
- 3/8" Discharge
- 24mm Shaft



KITS

PU09145	Plunger Packing
PU09116	Valve Kit
PU01161	Rails

PUP318AL (left)
PUP318AR (right)

PUP420A

- 13 GPM Max
- 1700 PSI Max
- 1460 RPM Max
- 1" Inlet
- 3/4" Discharge
- 28mm Shaft



KITS

PU09140	Plunger Packing
PU09143	Valve Kit
PU07358	Rails

PUP420A

LP SERIES PUMPS

PULP122

Uses Reclaimed Water

- 40 GPM Max
- 2000 PSI Max
- 800 RPM Max
- 1 1/2" Inlet
- 1" Discharge
- 35mm Shaft
- Manifold-Alum./Bronze



KITS

PU09477	Plunger Packing
PU09136	Valve Kit

PULP122

PULP123

Uses Fresh Water

- 40 GPM Max
- 2000 PSI Max
- 800 RPM Max
- 1 1/2" Inlet
- 1" Discharge
- 35mm Shaft
- Manifold-Brass



PULP123

PUP220E Series

*Includes flange and coupler for direct mounting.
Direct drive fits 184TC face motor.*

- 4.7 GPM Max
- 2000 PSI Max
- 1750 RPM Max
- 1/2" Inlet
- 3/8" Discharge
- 24mm Shaft

KITS

- Plunger Packing - **PU09164**
- Valve Kit - **PU09116**



PUP220LE1B	Left Shaft, 56C Electric Motor, 5/8"
PUP220R	Right Shaft
PUP220RE1B	Right Shaft, 56C Electric Motor, 5/8"
PUP220RE1BUT	Right Shaft, 56C Electric Motor, 5/8" with Unloader, Thermal
PUP220RE1F	Right Shaft, 56C Electric Motor, 1 1/8"
PUP220RE2	Right Shaft, TC Face Electric Motor
PUP220RE2F	Right Shaft, TC Face Electric Motor 1 1/8"
PUP220RE2FU	Right Shaft, TC Face Electric Motor 1 1/8" with Unloader
PUP220RE2FU3T	Right Shaft, TC Face Electric Motor 1 1/8" with Unloader, 2.3mm Fixed Siphon Injector, Thermal
PUP220RX	Right Shaft, Short Backend



Arcadian Services

PUP46W

- 4.5 GPM Max
- 2175 PSI Max
- 1420 RPM Max
- 1/2" Inlet
- 3/8" Discharge
- 18mm Shaft

PUP46W



KITS

- Plunger Packing -
PU09038
- Valve Kit -
PU09039
- Rails -
PU01075

PUP55W

- 4.9 GPM Max
- 2320 PSI Max
- 1420 RPM Max
- 1/2" Inlet
- 3/8" Discharge
- 24mm Shaft

PUP55W



KITS

- Plunger Packing -
PU09088
- Valve Kit -
PU09041
- Rails -
PU01075

PUP56W



- 6.1 GPM Max
- 1900 PSI Max
- 1420 RPM Max
- 1/2" Inlet
- 3/8" Discharge
- 24mm Shaft

PUP56W



KITS

- Plunger Packing -
PU09037
- Valve Kit -
PU09041
- Rails -
PU01075

PUP470



- 18.5 GPM Max
- 1000 PSI Max
- 1450 RPM Max
- (2) 1/2" Inlets
- (2) 3/4" Discharges



Right Flange

PUP470R

Left Flange

PUP470L

STAINLESS STEEL ACCUMULATOR



- 12 GPM
- 3000 PSI

PU22050

- 30 GPM
- 2700 PSI

PU22155

GIANT OIL



1 GALLON

PU01154



1 QUART

PU01153

COMET PUMPS



Part #	Model #	GPM	PSI	RPM	Gas HP	Electric HP	SEAL KIT	VALVE KIT
CP65170900	RW6030S	6.2	3000	1450	16.9	12.7	CP50190672	-
CP65131201	TW11025S	11	2500	1450	25	18.8	CP50190663	CP0250020
CP65120300	TWN8025S	8	2500	1000	18.2	13.7	CP50190647	CP0250020
CP65140900	TWS13020S	13	2000	1750	23.7	17.9	CP50190647	CP0250020
CP65120200	TWN7025S	7	2500	1000	15.9	12	CP50190647	CP0250020
CP65120100	TWN6036S	6	3600	1000	19.6	14.8	CP50190646	CP0250020

AR NORTH AMERICAN PUMPS



STANDARD FEATURES

- Forged Bronze Head** - Highly resistant to chemical corrosion.
- Unitized Valves** - Easily serviced. Valves are heat treated and seats are roller burnished to provide a tight seal and extended valve life.
- Continuously Lubricated Dual Package System** - Keeps packings cool by recycling water back into system. Pre loaded packings eliminate need for external gland adjustment and greasing.
- Solid Ceramic Plunger** - Extremely hard, won't score. Precision micron finish produces excellent seal, reduced wear on packings.
- Replaceable Piston Guides** - Made of Teflon bronze alloy to prolong crankcase life.
- Cast Aluminum Crankcase** - Large capacity means better lubrication for long life operation.
- Connecting Rods** - Large, full contact rods result in lower bearing pressure and added strength for longer life.



RAILS

AR2748

CWX SERIES CARWASH PUMPS

Part #	GPM	PSI	Shaft	HP
ARCWX1517N	3.96	2500	24MM	7.5



ARIMITSU PUMPS



“Arimitsu Pumps offer premium-quality pumps known to be quiet, durable, and compact resulting in lower energy consumption, quieter equipment rooms, and lower cost of ownership than other brands.”

Model 313

- 4 GPM, 1500 PSI
- Proven Performance
- Compact, Quiet, Durable
- Ideal for Self-Serve equipment
- 310/5CP replacement rails available



Left Pump	Right Pump
ARM313L	ARM313R

ARM30108	Valve Kit (3 Valves Per Kit)
ARM30114	Seal Kit

Model 508

- 10 GPM, 1000 PSI, 1200 RPM
- Compact Performance
- Quiet, Compact, Long-Lasting
- Ideal for Dual-Gun Prep. Units
- 7CP replacement rails available



Left Pump	Right Pump
ARM508L	ARM508R

ARM30111	Inlet Valve Kit
ARM30112	Outlet Valve Kit
ARM30110	Seal Kit

Model 709

- 15 GPM, 1100 PSI
- OEM Preferred
- Compact, Quiet, Tough
- Standard in In-Bay Automatic (Mark VII)



Left Pump	Right Pump
ARM709L	ARM709R

ARM30106	Inlet Valve Kit
ARM30116	Outlet Valve Kit
ARM30105	Seal Kit

Model 516

- 5 GPM, 2300 PSI
- Industrial Design
- Powerful, Quiet, Heavy-Duty
- Ideal for Truck Wash or Super SS Bays
- 310/5CP replacement rails available



Left Pump	Right Pump
ARM516L	ARM516R

ARM30101	Valve Kit (3 Valves Per Kit)
ARM30100	Seal Kit

Model 1110

- 23 GPM, 1200 PSI
- Continuous-Duty Industrial
- Solid, Balanced, Reliable
- Ideal for In-Bay Automatic (PDQ)
- 2530 Replacement rails available



ARM1110

ARM30118	Inlet Valve Kit
ARM30119	Outlet Valve Kit
ARM30117	Seal Kit



32oz. PUMP OIL

- For use with all model Arimitsu pumps
- ISO100 PREMIUM

ARM30103

“Arimitsu Pumps are perfect in applications that require low noise, compact size and durability.”



ARIMITSU 3612

Cat 3535 Interchange Pump

- Drop in replacement to the Cat 3531 & 3535 Pump.
- Use existing rails, shaft bushings, pulleys and fittings.
- One piece stainless steel manifold
- Stainless steel valve retainers
- 3 oil drain ports

ARM3612



ARIMITSU CONVERSION PACKAGES

ARIMITSU 313 SELF SERVE

Includes:

313 Pump, Rails, Pulley, 7.2" single groove

Features:

4.0 gpm 1500 psi 1050 rpm

Left Shaft ARM61000

Right Shaft ARM61001

ARM30108	Valve Kit (3 Valves Per Kit)
ARM30114	Seal Kit



ARIMITSU 516 SELF SERVE

Arimitsu proven Quiet & Simple.

No Special Service Tools.

Stainless Steel Valves, No plastic cages to fail.

Most popular Upgrade for Self Serve

Includes:

516 Pump, Rails, Pulley, 8" single groove

Features:

4.0 gpm 2300 psi 950 rpm

5.0 gpm 2000 psi 1200 rpm

Left Shaft ARM61002

Right Shaft ARM61003

ARM30101	Valve Kit (3 Valves Per Kit)
ARM30100	Seal Kit



ARIMITSU 508 PREP STAND

Includes:

508 Pump, Rails, Pulley, 9.75" double groove

Features:

8.0 gpm 1200 psi 950 rpm

10.0 gpm 1000 psi 1200 rpm

Left Shaft ARM61004

Right Shaft ARM61005

ARM30111	Inlet Valve Kit
ARM30112	Outlet Valve Kit
ARM30110	Seal Kit





WANNER Hydra-Cell Pumps

For Difficult Solutions like Reclaim Water, Wettable Powders, Slurries, & Abrasives.

Solutions never come in contact with pumping mechanisms. Diaphragm design has no cups, packings or mechanical seals.

- American made
- Positive displacement pumps
- Can be run dry without damage
- Hydraulically balanced diaphragms
- Timken roller bearings
- Shaft direction can be in either direction for easy mounting
- Brass pump heads
- Buna-N Elastomers
- Stainless Steel Valves, Seats & Valve Springs

D-35-X

- Max Flow 37 GPM
- Max inlet press. 250 PSI
- Pressure variable to 1200 PSI
- Max Temp 250° F.
- Max input RPM **1050**
- Shaft Diameter 2"
- 2-1/2" Inlet - 1-1/4" Outlet
- Weight 240 lbs.
- Bi-directional shaft rotation



WPD35XKBTH

Repair Kit D35K52THFEC

HYDRA-OIL 1 Quart

WPOA011143430

- Max Flow 8.0 GPM
- Max inlet press. 250 PSI
- Pressure variable to 1000 PSI
- Max Temp 250° F.
- Max input RPM **1450**
- Shaft Diameter 7/8"
- 1" Inlet - 3/4" Outlet
- Weight 48 lbs.
- Bi-directional shaft rotation



D-10-X

D10XKBTHFECA

Repair Kit

D10K52THFEC

- Max Flow 8.0 GPM
- Max inlet press. 250 PSI
- Pressure variable to 1000 PSI
- Max Temp 250° F.
- Max input RPM **1750**
- Shaft Diameter 7/8"
- 1" Inlet - 3/4" Outlet
- Weight 48 lbs.
- Bi-directional shaft rotation



D-10-E

WPD10EKBTH

Repair Kit

D10K52THFEC



H-25-X

- Max Flow 20 GPM
- Max inlet press. 250 PSI
- Pressure variable to 1000 PSI
- Max Temp 250° F.
- Max input RPM **1050**
- Shaft Diameter 1-1/8"
- 1-1/2" Inlet - 1" Outlet
- Weight 125 lbs.
- Bi-directional shaft rotation

WPH25XKBTH

Repair Kit

D25K52THFEC

C-800 Series Noir, JR.

USED IN MARKVII® TOUCHLESS AUTOMATIC

- 1.7 oz./minute
- 115V
- Maximum Working Pressure 80 psig / 5.5 bar*
- Maximum Fluid Temperature 130 F / 54 C
- Output Accuracy +/- 10% of maximum (water @ 70o F, 0 psig, and 5' suction lift)
- Ambient Temperature Range 14 to 110 F / -10 to 43 C
- Duty Cycle Continuous
- Maximum Viscosity 1,000 Centipoise
- Maximum Suction Lift up to 6 ft. water
- All ball bearing motor (permanently lubricated).
- Built-in priming valve.
- Pumphead material = Polypropylene
- Diaphragm material = Teflon coated EP
- O-ring material = Viton
- Corrosion and weather resistant Valox housing.
- Includes: Foot valve & strainer, Weight (for suction tube), 5' suction tubing, 5' discharge tubing, Injection fitting with internal back-flow check valve

BWPC8301



BLUE-WHITE PUMP PARTS AND ACCESSORIES

Diaphragm Kit for Noir Jr



BWP70000750

Diaphragm Kit Viton/Teflon



BWK406VT

3/8 adapter, viton o-ring, housing



BWPC5606V

Bullet Valve



BWPK568V1

3/8 Tube With Flow Indicator



BWP7638

3/8 Tube with Flow Indicator, 10'H



BWP7618

Foot Valve 3/8 O.D.



BWP340N6V

Anti-siphon valve 3/8 O.D.



BWP014HD6V

Blue White C1500N Series Injection Pumps



- Ideal for dispensing precise and wide variety of solutions
- Weather resistant housing for indoor or outdoor use
- Easy to adjust feed rate
- Anti-siphon check valve and foot valve strainer
- Can be wall or shelf mounted
- Viton O-ring & Teflon/EP diaphragm
- Weight 9 lbs
- 115V



KITS

Part #	Description
BWK20069	Conv. Kit for hyper-concentrate
BWK406VT	Diaphragm Kit Viton/Teflon
BWPK568V1	Bullet valve
BWP014HD6V	Anti-siphon valve 3/8 O.D.
BWP340N6V	Foot Valve 3/8 O.D.

PUMPS

BW15N202X	2.6 oz./minute
BW15N302X	3.1 oz./minute
BW15N302X066	1.6 oz./minute
BW15N402X	5.9 oz./minute
BW15N404X	10.6 oz./minute

C-1700N Series USED IN MARKVII® TOUCHLESS AUTOMATIC



Wide range of optional features and materials available

BW Dual Head
40.4 oz./minute
115V

BW17N483X

C-1700 Standard Features

- Double-ball inlet and outlet cartridge type check valves.
- PVDF body, ceramic balls, Viton o-rings.
- Polypropylene heavy duty pump head.
- Teflon coated EP diaphragm
- Suction tubing, discharge tubing, and mounting hardware.

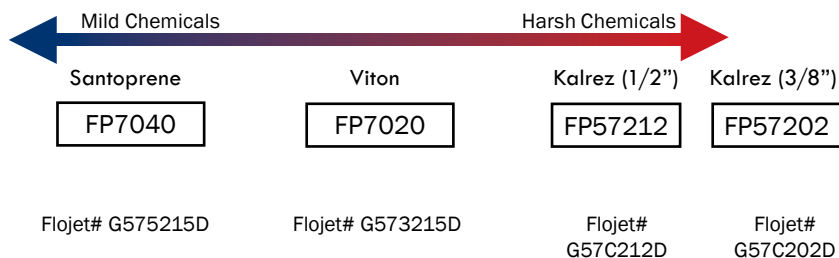


Blue White Parts

Part #	Description
BWK20069	Conv. Kit for hyper-concentrate
BWP014HD6V	Anti-Sypon Valve
BWP70001167	C800 Series Pump Head


MODEL G57 DOUBLE DIAPHRAGM AIR DRIVEN TRANSFER PUMP

- Constructed of corrosion resistant materials to handle a variety of chemicals
- Double diaphragm air driven transfer pump
- Diaphragms and check valves are Santoprene®
- Flow rates to 7 GPM
- Pressures to 100 PSI
- Self priming to 15'
- Patented shuttle valve eliminates stalling
- Air inlet & outlet are 1/4"
- Product inlet & outlet are 1/2" or 3/8"



Mounting Bracket for FP7040

FPK209821



POLYTUBE & BARB FITTINGS FOR 5700 SERIES

FPK06V	3/8" Barb Viton
FPK08B	1/2" Barb
FPK08B90	90° 1/2" Barb
FPK08MPE	1/2" Male Pipe Barb
FPK08MPE90	90° 1/2" Male Pipe
FPK08PT	1/2" Polytube Fitting
FPK04B	1/4" Barb
FPK04PT	1/4" Polytube Fitting
FPK06B	3/8" Barb Kit
FPK06B90	90° 3/8" Barb
FPK06MPE	3/8" Male Pipe Barb
FPK06MPE90	90° 3/8" Male Pipe

Kit to Convert to 3/8"

FPK06B

Poly Tube Fittings

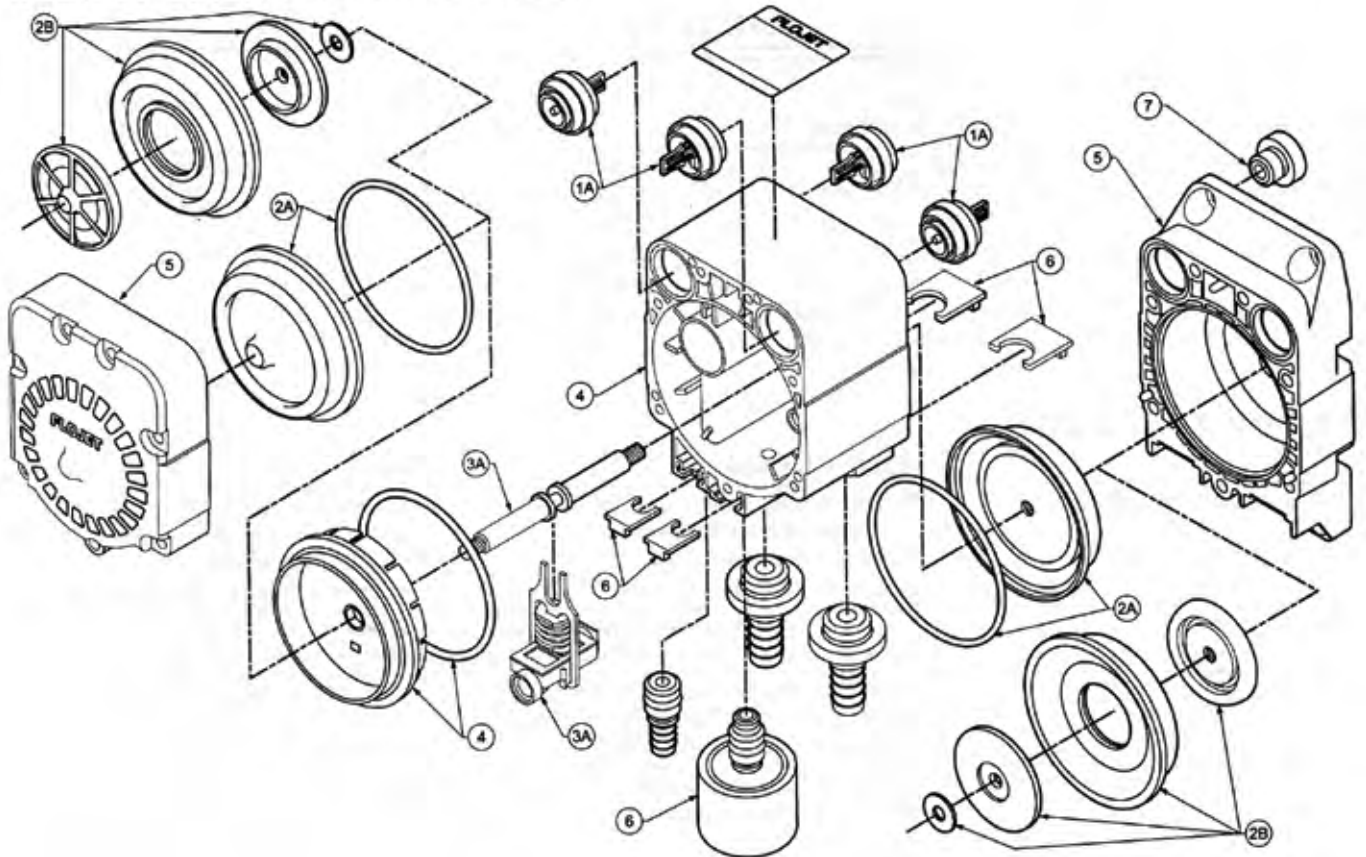
FPK04PT	1/4"
FPK06PT	3/8"
FPK08PT	1/2"



REPAIR KITS FOR 5700 SERIES CHART

Part #	Description	Qty/Kit	Flojet #
Check Valve Assembly Kit			
1	FPK207400 Santoprene	4	20740050A
1	FPK207400V Viton	4	20740020A
1	FPK20740022 Kalrez	4	20740022A
Diaphragm Kit (Includes pistons)			
2	FPK20730 Santoprene	2	20730000A
2	FPK20730V Viton	2	21000209
2	FPK21000661 Kalrez	2	21000661A
Flange Housing Kit			
4	FPK208960	2	20896000A
Hardware Kit (Includes: Screws #10 x 1.5" Hi Low, Small Retainer Clip, Large Retainer Clip, Exhaust Port, Exhaust Muffler)			
5	FPK207931	1	20793100A
Shaft Slide Valve Kit			
3	FPK20751 Santoprene	1	20751000A
3	FPK20751V Viton	1	20751002A
Port Kit			
-	FPK20381099 Kalrez	-	20753000A
End Cap Kit			

MODEL G57 SERIES EXPLODED VIEW



Low Pressure Pumps



MODEL 5100

- Air driven twin diaphragm
- Air 1/4" barb
- Fluid 3/8" barb
- 75 PSI max
- 1.9 GPM
- Self-priming
- All plastic internal parts
- Can run dry without damage
- Viton elastomer seals are for harsh chemicals and acids.



1/4" Brass Air Inlet Fitting **FPK01510**

DUAL AIR PUMP

- Air operated double diaphragm
- Santoprene or Viton wetted parts
- Inlet/Outlet: 1/2" FNPT
- Max PSI: 100
- Max flow: 10 GPM
- Max Temp: 120° F



Flojet# G257501A

Flojet# G257301A

Arcadian Services

ELECTRIC DIAPHRAGM PUMPS

FPE43003 - 4.0 GPM 45 PSI 115V Demand
 Flojet #04300043 Kits:



Part #	Description	Flojet #
FPK20404018	Upper Housing Kit	20404018
FPK20407030	Check Valve Kit	20407030
FPK20403040	Diaphragm Kit	20403040
FPK20400003	Cam Bearing Kit	20400003
FP02029039	Motor - 115V TEFC Standard Shaft	02029039A
FPK20115214	Brush Endbell Kit	20115214

FPE43004 - 3.5 GPM 45 PSI 115V Demand
 Flojet #04300042 Kits:



Part #	Description	Flojet #
FPK20404018	Upper Housing Kit	20404018
FPK20407030	Check Valve Kit	20407030
FPK20403040	Diaphragm Kit	20403040
FPK20400002	Cam Bearing Kit	20400002
FP02029039	Motor - 115V TEFC Standard Shaft	02029039A
FPK20115214	Brush Endbell Kit	20115214

FPE4100 - 5 GPM 45 PSI 12V
 Flojet #04100143 Kits:



Part #	Description	Flojet #
FPK20404011	Upper Housing Kit	20404011
FPK20407030	Check Valve Kit	20407030
FPK20400002	Cam Bearing Kit	20400002
FP02009037	Motor - 115V TEFC Standard Shaft	02009037A
FPK20115220	Brush Endbell Kit	20115220

FPE4300504 - 5 GPM 3 CAM 3/4"
 Flojet #04300504A Kits:



Part #	Description	Flojet #
FPK20404017	Upper Housing Kit	20404017
FPK20407020	Check Valve Kit	20407020
FPK20403040	Diaphragm Kit	20403040
FPK20400003	Cam Bearing Kit	20400003
FP02009027	Motor - 115V TEFC Standard Shaft	02009027A
FPK20115213	Brush Endbell Kit	20115213

ALL PUMP MODELS AND KITS AVAILABLE!!!

Flojet electric diaphragm pumps are a great choice for fire cleaner, presoak, carpet cleaning and extraction applications. All pumps can be run dry without damage and have superior self priming capabilities. Rated to 160° F. **Pumps are available in two styles:**



BYPASS - Pump continues to run and internally bypass if discharge is partially or fully closed.

DEMAND - Pressure switch automatically starts and stops pumps at specific pressure settings.

Part #	Flojet Part #	GPM	Volts	PSI	Control	Connection
FPE2100	02100-032A	1.8	115	60	DEMAND	Hard wire
FPE2122 w/viton seal	02100-022A	1.6	115	60	DEMAND	Hard wire
FPEA3010	I301050110	3.5	115	45	DEMAND	6' Cord
FPEA3040V w/viton seal	I304010110	3.5	115	45	DEMAND	6' Cord
FPEA1010	D3835H1411A	1.9	115	70	BYPASS	6' Cord
FPE2100689	02100-689A	2.0	230	55	BYPASS	Hard wire
FP508224A	ET508224A	4.0	115	55	ON/OFF	Hard wire
FPE4300545	04300545A	3.7	115	45	ON/OFF	6' Cord
FP3635E7011	D3635E7011A	2.0	115	100	DEMAND	Hard wire
FP3835H1411	D3835H1411A	2.0	115	70	BYPASS	6' Cord

ELECTRIC DIAPHRAGM PUMPS (cont.)

FPE2130 - 1.8 GPM 95 PSI 115V

Flojet #02130032

FPE2130-232 - 1.3 GPM 95 PSI 230V

Flojet #021300232A

FLOJET



Kits:

Part #	Description	Flojet #
FPK20132005	Fan Shroud Kit	20132005
FPP11028101	Baseplate Assembly, Plastic Includes grommets and screws	11028101
FPK20316003A	Upper Housing/Switch Assmely	20316003
FPK21140007	Pump Service Kit (Nylon)	21140007

DUPLEX SERIES PUMP

FLOJET

Max. Flow Rate: 1.6 GPM

Max. Pressure: 60 psi

115V Demand with Bypass



FP1631H5011

Flojet# D1631H5011A

TRIPLEX SERIES PUMP

Max. Flow Rate: 2.0 GPM

Max. Pressure: 60 psi

Liquid Temperature: 40°F Min-140°F Max

Port Size inlet / outlet: 3/8" NPTF



FP03501503

FLOJET

“QUAD” DEMAND PUMP

FLOJET

Built-in pressure switch automatically starts and stops pump instantaneously when discharge valve is opened and closed. Compact design and plug-in port fittings make installation easy. Can run dry without damage and handle liquids up to 130°F. Quad Diaphragm Design eliminates troublesome shaft seal. No metal contact with liquid being pumped. Ball bearing drive throughout pump and motor assures longer pump life. Excellent self-priming capability. Pump may be located above the liquid level. Powerful, permanent magnet motor with low current draw and long life brushes.

FP04300500

3.5 GPM, 45 PSI,
12V, Fan, 1/2" Ports

FPE4300504

5 GPM, 45 PSI,
12V, Fan, 3/4" Ports



CENTRIFUGAL PUMPS

Stainless steel end-suction centrifugal pumps offer dependable performance and flexibility in moving high volume liquids at low pressure. Single stage sold as either Pump Kit or Motorized Unit. Two stage sold as Motorized Unit only.



PU3K112WT0	CAT PUMP 3/4HP 1PH 38GPM 34PSI
PU3K124WT313	CAT PUMP 1HP 3PH 5GPM 45PSI
PU3K152WT0	CAT PUMP 1 1/2HP 1PH 63GPM 44P
PU3K162WT3	CAT PUMP 3HP 3PH 63GPM 63PSI

LITTLE GIANT MAGNETICALLY DRIVEN PUMPS

The MD Series features leakproof, seal-less magnetic drives and are designed for in-line, non-submersed use. Open fan-cooled motor has sleeve bearings and is thermally protected.

Mildly Corrosive Chemicals



LGP2MD

- 1/30 HP Open FC Motor
- 3000 RPM
- 8.2 GPM

LGP2MD

Semi-Corrosive Chemicals



LGP2MDSC

- 1/25HP Open FC Motor
- 2900 RPM
- 8.5 GPM

LGP2MDSC

Highly Corrosive Chemicals



LGP2MDHC

- 1/30HP Open FC Motor
- 3100 RPM
- 8.5 GPM

LGP2MDHC

LGP3MD

- 1/20 HP Open FC Motor
- 3300 RPM
- 9.1 GPM

LGP3MD

LGP3MDSC

- 1/12 HP Open FC Motor
- 3100 RPM
- 12.5 GPM

LGP3MDSC

LGP3MDHC

- 1/12 HP Open FC Motor
- 3100 RPM
- 12.5 GPM

LGP3MDHC

LITTLE GIANT SUBMERSIBLE PUMPS



LGPNK1

- 1/150 HP Oil-Filled Motor
- 210 GPH

LGPNK1

LGPNK2

- 1/40 HP Open FC Motor
- 325 GPH

LGPNK2

LITTLE GIANT SPECIALITY PUMP

Non-submersible, high pressure pump for carpet cleaners, dispenser-displays and pressure-washer applications.

- 170 GPH@ 10' Maximum flow rate
- 3/8" Barbed OD Intake
- 3/8" barbed OD Discharge

LGP350M



PROCON ROTARY VANE PUMPS

- Excellent for tire cleaner, presoak, spot-free RO water, and foam brush
- All pumps use stainless steel rotors
- Feature durable, dependable, three-bearing construction
- Buna-N or other elastomer seals available for added chemical resistance
- Special internal materials used to eliminate metal to metal contact allowing for long life and quiet operation
- Available in either flange or clamp mount



Clamp Style

CLAMP STYLE

MODEL	PROCON #	MOUNT STYLE	PORT SIZE	BODY
PPC01304XLV	101A100R11BB	CLAMP	3/8"	BRASS
PPC01504A	102A100F11XX	CLAMP	3/8"	BRASS
PPC01504XLV	102A100R11BB	CLAMP	3/8"	BRASS
PPC01604XLV	103A100R31BB	CLAMP	3/8"	SS
PPCB2507X	104B240F11BA	CLAMP	1/2"	BRASS
PPCB2507XLV	104B240R11BB	CLAMP	1/2"	BRASS
PPCB2607X	105B240F31BA	CLAMP	1/2"	SS
PPCB2607XLV	105B240R31BB	CLAMP	1/2"	SS

1300 Series (with strainer) Clamp Style



FLANGE STYLE

MODEL	PROCON #	MOUNT STYLE	PORT SIZE	BODY
PP1504XLV	102E100R11BB	FLANGE	3/8"	BRASS
PP2507A	104E240F11XX	FLANGE	1/2"	BRASS
PP2507X	104E240F11BA	FLANGE	1/2"	BRASS
PP2607A	105E240F31XX	FLANGE	1/2"	SS
PP3608A	106N480F11XX	FLANGE	1"	SS

Flange Style



5/8" x 7/16" Coupling

PPC3045



PPA10481C



EXTRAS

Part #	Description
PPC1113	Replacement V-Band Clamp
PPC3045	5/8" x 7/16" coupling
PPC32061	5/8" x 5/8" coupling
PPA10481C	Adapter for 56C
PPA3207	Adapter for 3600
PPM012	1/2 HP clamp style motor
PPM013	1/3 HP clamp style motor



1/2 HP Clamp Style Motor

PPM012

FLUID-O-TECH ROTARY VANE PUMPS

- Excellent for tire cleaner, presoak, spot-free RO water, and foam brush
- All pumps use stainless steel rotors
- Feature durable, dependable, three-bearing construction
- Buna-N or other elastomer seals available for added chemical resistance
- Special internal materials used to eliminate metal to metal contact allowing for long life and quiet operation
- Available in either flange or clamp mount

Technical features and manufacturing characteristics. The rotary vane pump is brass made with a stainless steel AISI 303 rotor, while the pumping chamber and the vanes are in carbon graphite. The inlet and outlet ports are 3/8" NPT/GAS threaded. The pumps are designed to be directly mounted to the motor with a stainless steel clamp. For different mounting arrangements see our technical info "optional mountings". Maximum operative temperature: 70 °C (158 °F).

CLAMP STYLE

Part #	Description
FTP300	FOT 3/8" CLAMP STYLE
FTP300130	COUPLING FOR 56C MOUNTING
FTP300140	ADAPTER FOR 56C MOUNTING
FTP300160	REPLACEMENT FOR V-BAND CLAMP
FTP300060	ADAPTER FOR 4000 SERIES
FTP300100	5/8" X 5/8" COUPLING 4000 SERIES
FTP300130	COUPLING FOR 56C MOUNTING
FTP300140	ADAPTER FOR 56C MOUNTING
FTP300160	REPLACEMENT FOR V-BAND CLAMP
FTP300060	ADAPTER FOR 4000 SERIES
FTP300100	5/8" X 5/8" COUPLING 4000 SERIES

FLANGE STYLE

Part #	Description
FTP3000130	COUPLING FOR 56C MOUNTING
FTP3000140	ADAPTER FOR 56C MOUNTING
FTP3000160	REPLACEMENT FOR V-BAND CLAMP
FTP3000060	ADAPTER FOR 4000 SERIES
FTP3000100	5/8" X 5/8" COUPLING 4000 SERIES
FTP3000130	COUPLING FOR 56C MOUNTING
FTP3000140	ADAPTER FOR 56C MOUNTING
FTP3000160	REPLACEMENT FOR V-BAND CLAMP
FTP3000060	ADAPTER FOR 4000 SERIES
FTP3000100	5/8" X 5/8" COUPLING 4000 SERIES

EXTRAS

Part #	Description
FTP3000130	COUPLING FOR 56C MOUNTING
FTP3000140	ADAPTER FOR 56C MOUNTING
FTP3000160	REPLACEMENT FOR V-BAND CLAMP
FTP3000060	ADAPTER FOR 4000 SERIES
FTP3000100	5/8" X 5/8" COUPLING 4000 SERIES





**COMING
SOON!**



e-SV™ Series Stainless Steel Vertical Multi-Stage Pumps

(Replaces the SV Series)

Why “e-SV”? “e” stands for the ultimate in energy efficiency, easy installation and economical operation - a new generation of vertical, multi-stage pumps that deliver outstanding performance and reliability. Developed based on intensive research into user needs, the new e-SV pumps are designed to extend uptime and help reduce lifecycle costs in a wide variety of demanding applications.

GB SERIES Multi-Stage Booster Pumps



- Multi-stage design provides steady, quiet, vibration free operation.
- Standard Cast Iron for general service or Stainless Steel for filtration applications.
- Reliable high pressure sealing with easy disassembly for maintenance or repair.
- Motors are designed for continuous operation.
- Impellers and diffusers are glass filled composite material with floating impeller design. High resistance to corrosion and abrasion.
- Bowls: 300 Stainless Steel rabbit lock for positive alignment with no gaskets required.

GL7GBC1014R0	1HP 1PH	Cast Iron	5 GPM	180 PSI
GL7GBS1014R4	1HP 1PH	Stainless Steel	5 GPM	180 PSI
GL10GBC1514Q0	1.5HP 1PH	Cast Iron	8 GPM	180 PSI
GL10GBC2015S0	2HP 3PH	Cast Iron	12 GPM	180 PSI
GL10GBS1514Q4	1.5HP 1PH	Stainless Steel	8 GPM	180 PSI
GL10GBS2014S0	2HP 1PH	Cast Iron	12 GPM	180 PSI
GL10GBS2014S4	2HP 1PH	Stainless Steel	12 GPM	180 PSI
GL10GBS2015S4	2HP 3PH	Stainless Steel	12 GPM	180 PSI
GL18GBC2014N0	2HP 1PH	Cast Iron	15 GPM	150 PSI
GL18GBC2015N0	2HP 3PH	Cast Iron	15 GPM	150 PSI
GL18GBC3014Q0	3HP 1PH	Cast Iron	22 GPM	130 PSI
GL18GBC3015Q0	3HP 3PH	Cast Iron	22 GPM	130 PSI
GL18GBS2014N4	2HP 1PH	Stainless Steel	15 GPM	150 PSI
GL18GBS2015N4	2HP 3PH	Stainless Steel	15 GPM	150 PSI
GL18GBS3014Q4	3HP 1PH	Stainless Steel	22 GPM	130 PSI
GL18GBS3015Q4	3HP 3PH	Stainless Steel	22 GPM	130 PSI
GL45HB21135	10HP 3PH	Cast Iron	60 GPM	125 PSI
GL45HB25013	5HP 1PH	Cast Iron	30 GPM	115 PSI
GL45HB25035	5HP 3PH	Cast Iron	30 GPM	115 PSI
GL45HB72535	7.5HP 3PH	Cast Iron	50 GPM	125 PSI

CENTRIFUGAL PUMPS NPE SERIES



- Complete AISI 316L stainless steel liquid handling components and mounting bracket for corrosion resistance, appearance, and improved strength.
- Enclosed impeller with unique floating seal ring design maintains efficiency for the life of the pump without adjustments.
- Stainless Steel construction with NPT threads, center line connections, accessible vent, prime and drain connections with SS plugs.
- Rugged ball bearing design for continuous reliable duty under all operating conditions.

Seal Kit for the
NPE Series:

GLKNPE

1 ST

Part Number	Motor	GPM	PSI	Max Gravity	Inlet x Out
GL1ST1C4E4	1/2HP 1 Phase	12	30	1.0	1-1/4" x 1"
GL1ST1C4F4	G1/2HP 1 Phase	28	15	1.0	1-1/4" x 1"
GL1ST1D1D2	3/4HP 1 Phase	17	36	1.0	1-1/4" x 1"
GL1ST1D1D4	1 Phase ODPG				1-1/4" x 1"
GL1ST1F1B4	1.5 HP 1 Phase				1-1/4" x 1"
GL1ST1F4C4	1 1/2HP 1 Phase	20	45	1.0	1-1/4" x 1"
GL1ST1G4C4	2HP 1 Phase	20	45	1.4	1-1/4" x 1"
GL1ST1E4D4	1HP 1 Phase	30	30	1.0	1-1/4" x 1"
GL1ST1F4D4	1 1/2HP 1 Phase	30	30	1.4	1-1/4" x 1"
GL1ST1G4A4	2HP 1 Phase	30	56	1.0	1-1/4" x 1"
GL1ST1G4B4	2HP 1 Phase	50	30	1.0	1-1/4" x 1"
GL1ST1H4B4	3HP 1 Phase	50	30	1.4	1-1/4" x 1"
GL1ST1H5B4	3HP 3 Phase	50	30	1.4	1-1/4" x 1"

2 ST

Part Number	Motor	GPM	PSI	Max Gravity	Inlet x Out
GL2ST1E4F4	1HP 1 Phase	50	19	1.0	1-1/2" x 1-1/4"
GL2ST1H4A4	3HP 1 Phase	50	45	1.0	1-1/2" x 1-1/4"
GL2ST1H5A4	3HP 3 Phase	50	45	1.0	1-1/2" x 1-1/4"
GL2ST1F4E4	1 1/2HP 1 Phase	70	20	1.0	1-1/2" x 1-1/4"
GL2ST1G4C4	2HP 1 Phase	70	30	1.0	1-1/2" x 1-1/4"
GL2ST1H4C4	3HP 1 Phase	70	30	1.4	1-1/2" x 1-1/4"
GL2ST1H5C4	3HP 3 Phase	70	30	1.4	1-1/2" x 1-1/4"
GL2ST1J5G4	5HP 3 Phase	70	52	1.0	1-1/2" x 1-1/2"
GL2ST1J1G4	5HP 1 Phase	70	52	1.0	1-1/2" x 1-1/4"

3 ST

Part Number	Motor	GPM	PSI	Max Gravity	Inlet x Out
GL3ST1G4E4	2HP 1PH	43	30	1.4	2" x 1-1/2"
GL3ST1H4B4	3HP 1PH	125	25	1.0	2" x 1-1/2"
GL3ST1H4C4	3HP 1PH	90	25	1.4	2" x 1-1/2"
GL3ST1H5B4	3HP 3PH	125	25	1.0	2" x 1-1/2"
GL3ST1H5C4	3HP 3PH	95	25	1.2	2" x 1-1/2"
GL3ST1J1A4	5HP 1PH	130	25	1.4	2" x 1-1/2"
GL3ST1J5B4	5HP 3PH	125	25	1.5	2" x 1-1/2"

Arcadian Series

1-800-BUY-SOAP / 1-888-BUY-A-WASH

BOOSTER PUMPS

The MGP/MGPS Booster Pumps are the most durable booster pump available. The patented SignalSeal™ floating impeller design minimizes thrust loads allowing for continuous operation without damage to motor bearings, mechanical seal or pump hydraulic components.



HP10D	3/4HP - 1Phase	10 GPM	100 PSI
HP10E	1 HP - 1 Phase	10 GPM	135 PSI
HP10G	2 HP - 1 Phase	10 GPM	195 PSI
HP10E311-2MS1	1 HP - 2 Phase	10 GPM	195 PSI
HP10G3	2 HP - 3 Phase	10 GPM	195 PSI
HP20G	2 HP - 1 Phase	15 GPM	145 PSI
HP20G3	2 HP - 3 Phase	15 GPM	145 PSI
HP20H	3 HP - 1 Phase	20 GPM	195 PSI
HP20H3	3 HP - 3 Phase	20 GPM	195 PSI
HP30H	3 HP - 1 Phase	30 GPM	125 PSI
HP30H3	3 HP - 3 Phase	30 GPM	125 PSI
HP7E	1 HP - 1 Phase	6 GPM	195 PSI
HPS10G3	2 HP - 3 Phase	10 GPM	195 PSI
HPS20G3	2 HP - 3 Phase	15 GPM	145 PSI
HPS20H	3 HP - 1 Phase	20 GPM	155 PSI
HPS20H3	3 HP - 3 Phase	20 GPM	155 PSI
HPS30H	3 HP - 1 Phase	30 GPM	125 PSI
HPS30H3	3 HP - 3 Phase	30 GPM	125 PSI
HPS7E	1 HP - 1 Phase	6 GPM	195 PSI

SPECIFICATIONS

Max. Inlet Pressure – 80 PSI
 Max. Working Pressure – 315 PSI
 Max. Suction Lift – 15 feet
 Max. Temperature – 140° F

JET PUMPS

Sta-Rite Jet pumps are an ideal choice for water booster systems in car washes, farms, home, etc. Designed for use in shallow well pumping systems (to 25' lift) or in foam brush, presoak and tire cleaner applications. All pumps are standard with adjustable pressure switcheches with shut-off pressures to 70 PSI (no pressure switch on CJ models). Available with cast iron, stainless or plastic bodies.



Part #	Flow @ PSI	Max Flow	Shut-off PSI	Body	1-Phase Motors
HNC	11.6 GPM	15.0	70	Cast Iron	1/2 HP 115/230 V
HND	16.5 GPM	21.4	67	Cast Iron	3/4 HP 115/230 V
HNE	21.4 GPM	28.5	67	Cast Iron	1 HP 115/230 V
PNC	8.5 GPM	8.6	77	Plastic	1/2 HP 115/230 V
PND	12.0 GPM	12.8	77	Plastic	3/4 HP 115/230 V
PNE	18.0 GPM	21.0	67	Plastic	1 HP 115/230 V
CJ90E	14.1 GPM	17.8	63	Stainless	1 HP 115/230 V
CJ90F	14.5 GPM	18.6	80	Stainless	1 1/2 HP 115/230 V

SPECIFICATIONS

Maximum Temperature Limits – 122°F (50°C) Max. Inlet Pressure: 50 PSI
 Average Priming Time at 20 Feet: CJ90E = 5.3 min. CJ90F = 4.2 min.



RECLAIM PUMPS



- Drain port provided for easy winterizing
- Normal wear parts are easily accessible for service and replacement without disturbing piping or mounting
- Heavy-duty motors are designed for continuous operation



DHE350	Reclaim Pump 1HP/3PH
DHG352	Reclaim Pump 2HP/3PH
DHH316	Reclaim Pump 3HP/3PH
DHJ3	Reclaim Pump 230/460 3PH 5HP
DHJ317	Reclaim Pump 5HP/3PH
PKG51	6" Trap with Basket - 2" FPT - 1 & 2 HP
PKG53	2" Inlet Flange with Flapper - 1 & 2 HP
PKG73	3" Inlet Flange with Flapper - 3 & 5 HP
PKG98	8" Trap with Basket - 3" FPT - 3 & 5 HP

SUBMERSIBLE PUMPS



Reduced amp draw

Cooler and quieter operation

Impellers – Precision molded for perfect balance... ultra smooth for the highest performance and efficiency. Allows for .080" solids.

Shaft – Positive drive, hexagonal 7/16" – 300-grade stainless steel shaft offers generous impeller drive surfaces.

Shaft bearing – Exclusive selflubricating Nylatron® bearing resists wear surface from sand and abrasives.

Shell – Heavy-walled, corrosion resistant 300-grade stainless steel.



10DM5121	7.5GPM	75 PSI	1/2HP 115V
10DM5221	7.5GPM	75 PSI	1/2HP 230V
20DM5121	14GPM	50 PSI	1/2HP 115V
20DM5221	14GPM	50 PSI	1/2HP 230V
30DM5121	30GPM	? PSI	1/2HP 115V
30DM5221	30GPM	? PSI	1/2HP 230V

VERTICAL MULTI-STAGE PUMPS



Ideal for industrial, municipal, commercial, and agricultural applications where pressure needs boosting and available space is an issue. Flows to 110 GPM, Heads to 800 feet

- NPT, victaulic, and flanged connections
- High-pressure tungsten-carbide seal with EPDM elastomers
- Heavy-duty cast motor bracket insures proper motor alignment
- High-thrust ODP and TEFC motor options
- Retrofits easily in existing and new installations*BVM 32 series features a replaceable cartridge seal.



KR Part #	Description
BVM4-50	15 GPM 2HP Single Phase
BVM14-140	15-28GPM 5HP 3 Phase
BVM18-130	55GPM 10HP 3 Phase

Arcadian Services

SSCX SERIES

Centrifugal Pumps

High-head performance and quiet operation join corrosion-resistant dependability with Berkeley SSCX Series centrifugal pumps.

Features:

Stainless-Steel Housing and Shaft – Maximum corrosion resistance in chemical as well as water applications; smooth flow path assures quiet operation.

High-Temperature Rating – The SSCX Series centrifugal pump (with 304 SS Impeller) is designed for temperatures to 250°F, making it an ideal choice for a wide range of pump applications and varying temperature conditions. The Noryl® impeller is rated to a maximum operating temperature of 185°F.

Mechanical Shaft Seals – Choice of seal options to meet your application needs. All are precision lapped and highly polished for long life and reliability.

Impeller Options – 304 Stainless Steel or precision-molded Noryl® feature ultra-smooth flow ports to maximize performance and efficiency.

Drain/Vent Ports – Priming and draining is easier, faster.



KR Part #	Description
B82411	Berkeley Centrifugal Pumps 3/4 HP Single Phase
B82421	Berkeley Centrifugal Pumps 1.5 HP Single Phase
B82493	Berkeley Centrifugal Pumps 1 HP Single Phase 50 PSI

UP SERIES Single Phase



Flow range: 0 - 17.5 U.S. GPM
Head range: 0 - 19 FEET
Motors: 2 Pole, Single Phase
Max. Temp.: 230°F (110°C)
Min. Temp.: 36°F (2°C)
Max Pressure: 145 PSI



Grundfos Model # UPS32-80/2	
GRP2708	115V Cast Iron ½ HP 1¼" Flange Size
GRP2709	230V Cast Iron ½ HP 1¼" Flange Size
Grundfos Model # UPS32-160/2	
GRP2730	115V Cast Iron ¾ HP 1½" Flange Size
GRP2733	230V Cast Iron ¾ HP 1½" Flange Size
Grundfos Model # UPS50-160/2	
GRP1613	230V Cast Iron 1½ HP 2" Flange Size

UPS SERIES 1 Speed



Flow range: 0 - 17.5 U.S. GPM
Head range: 0 - 19 FEET
Motors: 2 Pole, Single Phase
Max. Temp.: 230°F (110°C)
Min. Temp.: 36°F (2°C)
Max Pressure: 145 PSI



Grundfos Model # UP15-10F	
GRP6248	115V 1/25 HP, Cast Iron, Flanged Housing
Grundfos Model # UP26-64F	
GRP2330	115V 1/12 HP, Cast Iron, Flanged Housing
Grundfos Model # UPS50-160/2	
GRP2355	115V 1/6 HP, Cast Iron, Flanged Housing

Arcadian Services

1-800-BUY-SOAP / 1-888-BUY-A-WASH

SANDPIPER STANDARD DUTY BALL NON-METALLIC PUMPS

Standard Duty Non-Metallic Pumps are ideally suited for highly corrosive fluids, intermittent/on-demand, portable, low abrasive fluids, and suspended solids. Standard duty non-metallic pumps are constructed in Polypropylene, PVDF, Conductive Acetal and Conductive Polypropylene with TPE (thermal plastic elastomers) and PTFE options in diaphragms and check valves.

1/4" PB Series



Pump #	Body	Diaphragm	Ports	Max. Flow
SP04PS	Poly	Santoprene	1/4"	4 gpm@6 cfm
SP04PT	Poly	Teflon	1/4"	4 gpm@6cfm
SP04KT	Kynar	Teflon	1/4"	4 gpm@6cfm



KITS

Pump #	Kit #	Description
SP04PS	SPK476129	1/4" Air End Kit
SP04PT	SPK04DT	Teflon Diaphragm Kit

1/2" S05 Series



THE ONLY PUMP WITH THE ANTI- STALL GUARANTEE

Pump#	Body	Diaphragm	Ports	Max. Flow
SP08PPS	Poly	Santoprene	1/2"	14 gpm@16cfm
SP08PT	Poly	Teflon	1/2"	14 gpm@16cfm
SP08PU	Poly	Urethane	1/2"	14gpm@16cfm

KITS

Pump #	Kit#	Description
SP08PPS	SPK08A	Air End Kit
SP08PPS	SPK08DS	Santo Diaphragm Kit
SP08PT	SPK08DT	Teflon Diaphragm Kit
SP08PU	SPK08DU	Urethane Diaphragm Kit



3/4" S07 Series



Pump #	Body	Diaphragm	Ports	Max. Flow
SP12PS	Poly	Santoprene	3/4"	23 gpm @ 20 cfm
SP12PT	Poly	Teflon	3/4"	23 gpm @ 20 cfm



Arcadian Services

1-800-BUY-SOAP / 1-888-BUY-A-WASH

GRIME FIGHTER

- Air Inlet: 1/4" npt (f)
- Fluid Inlet/Outlet: 1/2" npt (f)
- Max Operating Pressure 100 PSI
- Weight 7.2 lbs.
- Ratio: 1:1
- Maximum 7 GPM.
- Wetted Materials: Virgin
- Polypropylene & Santoprene



APJGF

1/2" ARO DIAPHRAGM PUMPS



- Efficiency** - Simul-Shift™ valve provides ultra-positive, reliable shift signal
- Reliability** - ARO's patented "Unbalanced" air valve ensures no-stall operation
- Versatility** - Center, End, and Dual Inlet / Outlet manifold configurations for your application needs
- Environmentally Sound** - Bolted construction for leak-free fluid handling
- Serviceability** - Ease of service through modular design

Part #	GPM	PSI	Diaphragm Material
AP388	13	100	Urethane (for Soap)
AP3EB	13	100	Santoprene (for Soap)
AP344	13	100	Teflon (for tire/engine cleaner)

Part #	GPM
APK141	AIR SERVICE KIT
APK88	DIAPHRAGM KIT 388
APKEB	DIAPHRAGM KIT 3EB
APK33	DIAPHRAGM KIT 333



ARO J-STYLE PUMP



- Air Inlet: 1/4" npt (f)
- Fluid Inlet/Outlet: 1/2" npt (f)
- Max Operating Pressure 100 PSI
- Maximum 13 GPM
- Polypropylene



Part #	Mfg. Part #
APJ388	66605J-388
APJ3EB	66605J-3EB
APJ344	66605J-344

1/4" ARO Mini DIAPHRAGM PUMPS



- Air Inlet: 1/4" FTP
- Fluid Inlet/Outlet: 1/2" FTP
- Maximum 4.6 GPM
- Santoprene or Teflon



Part #	Size	GPM	PSI	Style
APM02	1/4"	5	100	Santoprene
APM03	1/4"	5	100	Teflon

3/8" DIAPHRAGM PUMPS

- Can be mounted in any position (vertical, horizontal, upside down)
- Inlet/Discharge manifolds can be rotated to meet your mounting needs
- Available in Polypropylene or Kynar wetted sections and fitted with Santoprene or Teflon for superior chemical resistance



Part #	Body	Diaphragm	Port Size	Max Flow
VME8PS	Poly	Santo	3/8"	6.8 GPM
VME8PT	Poly	Teflon	3/8"	6.8 GPM
VME8KT	Kynar	Teflon	3/8"	6.8 GPM

1/2" DIAPHRAGM PUMPS

- Drop in replacement for ARO 1/2" (same center line & foot print)
- Multiple porting options
- Patented non-stalling, anti-icing, lubrication free air valve system
- Available in Kynar/Teflon for superior chemical resistance



Part #	Body	Diaphragm	Port Size	Max Flow
VME5PS	Poly	Santo	1/2"	14 GPM
VME5PT	Poly	Teflon	1/2"	14 GPM
VME5KT	Kynar	Teflon	1/2"	14 GPM

1" DIAPHRAGM PUMPS

- Patented non-stalling, anti-icing, lubrication free air valve system
- Rugged 150 lbs Ansi-Din flanges



Part #	Body	Diaphragm	Port Size	Max Flow
VME1PS	Poly	Santo	1"	37 GPM
VME1PT	Poly	Teflon	1"	37 GPM
VME1KT	Kynar	Teflon	1"	37 GPM



DIAPHRAGM PUMP KITS

VMKE8A	Air End Kit 3/8" (for all E8 models)
VMKE5A	Air End Kit 1/2" (for all E5 models)
VMKE1A	Air End Kit 1" (for all E1 models)
VMKE5PDR	1/2" Drum pump adapter kit (poly)

VMKE8DS	Santo Wet End Kit 3/8" (for VME8PS)
VMKE8DT	Teflon Wet End Kit 3/8" (for VME8PT & VME8KT)
VMKE5DS	Santo Wet End Kit 1/2" (for VME5PS)
VMKE5DT	Teflon Diaphragm Kit
VMKE1DS	Santo Wet End Kit 1" (for VME1PS)
VMKE1DT	Teflon Wet End Kit 1" (for VME1PS)



MANIFOLDS



Part#	Description	Inlet Port	Outlet Port	Distribution Ports	PSI	Max Fluid Temp	Mounting Thread
VM7003022	Polypropylene (glass filled)	3/8"	9/16"	6:1/4"	150	175°	1/4"
VM1304500	Polypropylene (glass filled)	1"	1"	4:1/2"	150	175°	1/4"
VM1308500	Polypropylene (glass filled)	1"	1"	8:1/2"	150	175°	1/4"
VM1308515	Polypropylene (glass filled)	1"	1"	8:1/4"	150	175°	1/4"

SHURFLO ELECTRIC PUMP



- 1/2" and 3/4" barb Liquid Port Fittings
- Can run dry without damage
- 40-100psi Air Pressure Operating Range
- Up to 11 gpm open flow @ 100psi Air Pressure (3/4" port fittings)
- Splash-proof On/Off Switch
- Ability to handle low to high viscosity liquids
- Industry Standard Mounting and Ports

SF47740001

SHUR-FLOW AIR PUMP



- Polypropylene Body
- 1/4" Air Inlet
- 3/8" Fluid Ports
- 1.75 GPM

Part #	Diaphragm
SF16620056	EPDM
SF166200	Viton

SHURFLO ELECTRIC PUMP



ALL OTHER MODELS AVAILABLE

- ELECTRIC DIAPHRAGM PUMP
- 115 VOLT
- 1.5 GPM
- ADJUSTABLE DEMAND SWITCH
- 3/8" PORTS
- VITON DIAPHRAGM

SF8000812

Yamada Air Operated Diaphragm Pumps Engineered to perform, Built to last!



YANDP5FPT

Polypropylene NDP-5 Series

- 3.4 GPM
- Teflon Diaphragms
- Teflon Flat Valve
- Teflon O-Rings
- Ports - 1/4" Female NPT
- Air Inlet - 1/4" Female NPT (includes ball valve)
- Air Exhaust - 3/8" Female NPT (includes silencer)
- Maximum Liquid Temperature - 180 °F (82 °C)
- Air Supply Pressure - 20 to 100 PSI (1.4 to 7 kgf/cm²)



KITS

YANDK5T (Old Style Repair Kit) For Models Before Serial #228480	(2) 771093 - DIAPHRAGM 5T, (4) 771094 - FLAT VALVE 5PP-T, (4) 643003 - O-RING, (4) 643013 - O-RING, (2) 643015 - O-RING
YANDK5T-2 (New Style Repair Kit) For Models After Serial #228480	(2) 771093 - DIAPHRAGM 5T, (4) 771094 - FLAT VALVE 5PP-T, (4) 643003 - O-RING, (6) 643015 - O-RING
YANDK5AM (Air Motor Rebuild Kit)	(5) 771098 - SEAL RING, (1) 640002 - O-RING, (1) 640017 - O-RING, (2) 640000 - O-RING, (2) 685752 - V-PACKING, (2) 640139 - O-RING, (1) 771980 - GASKET, (2) 771239 - CUSHION, (2) 709319 - SPRING, (1) 771465 - FILTER, (6) 771097 - O-RING, (1) 771132 - TOOL 5/15

Arcadian Services

Yamada Air Operated Diaphragm Pumps Engineered to perform, Built to last!



YANDP15FPS-PLS

Polypropylene NDP-15 Series

- 15 GPM
- Santoprene Diaphragms
- Teflon Flat Valve
- EPDM O-Rings
- Ports - 1/2" Female NPT
- Air Inlet - 1/4" Female NPT (includes ball valve)
- Air Exhaust - 3/8" Female NPT (includes silencer)
- Maximum Liquid Temperature - 180°F (82°C)
- Air Supply Pressure - 20 to 100 PSI (1.4 to 7 kgf/cm²)

KITS

YANDK15S (Repair Kit)	(2) 771972 - DIAPHRAGM 10/15 SANTOPRENE, (4) 771340 - FLAT VALVE 15T, (8) 684115 - O-RINGS
YANDK15AM (Air Motor Rebuild Kit)	(1)771347 - GASKET, (1) 640022 - O-RING, (1) 640002 - O-RING, (6) 683123 - O-RING, (5) 771484 - SEAL RING, (2) 771483 - CUSHION, (2) 640144 - O-RING, (2) 640020 - O-RING, (2) 684284 - V-PACKING, (2)771342 - CUSHION



YADP15FPS-MTL

Metal NDP-5 Series

- 3.4 GPM
- Santoprene Diaphragms
- Teflon Ball Valve
- EPDM O-Rings
- Ports - 1/4" Female NPT
- Air Inlet - 1/4" Female NPT (includes ball valve)
- Air Exhaust - 3/8" Female NPT (includes silencer)
- Maximum Liquid Temperature - 180°F (82°C)
- Air Supply Pressure - 20 to 100 PSI (1.4 to 7 kgf/cm²)

KITS

YANDK15S (Repair Kit)	(2) 771972 - DIAPHRAGM 10/15 SANTOPRENE, (4) 771340 - FLAT VALVE 15T, (8) 684115 - O-RINGS
YANDK115AM (Air Motor Rebuild Kit)	(2) 640131 - O-RING, (4) 684900 - O-RING, (1) 771358 - GASKET, (4) 684284 - V-PACKING, (1) 801404 - SPOOL




YANDP15FPT	1/2" Teflon Pump
YANDK15T	Repair Kit
YANDK15AM	Air Motor Rebuild Kit

YADP10BPT

Polypropylene DP-10 Series

- 6 GPM
- Teflon Diaphragms
- Teflon Ball Valve
- Teflon O-Rings
- Ports - 3/8" Female NPT
- Air Inlet - 1/4" Female NPT (includes ball valve)
- Air Exhaust - 3/8" Female NPT (includes silencer)
- Maximum Liquid Temperature - 180°F (82°C)
- Air Supply Pressure - 20 to 100 PSI (1.4 to 7 kgf/cm²)

YANDK10PT (Repair Kit)	(2) 770933 - DIAPHRAGM 10T, (4) 770931 - BALL 10T, (4) 643005 - O-RING, (4) 643018 - O-RING
YANDK115AM (Air Motor Rebuild Kit)	(2) 640131 - O-RING, (4) 684900 - O-RING, (1) 771358 - GASKET, (4) 684284 - V-PACKING, (1) 801404 - SPOOL



Arcadian Services

GRACO HUSKY

Air-Operated Diaphragm Pumps



Husky 307 Series



- **Size:** 3/8"
- **Flow:** 7 GPM
- **Pressure:** 100 PSI

GD32966	Polypropylene pump body with santoprene diaphragms & ball checks
GD32911	Polypropylene pump body with teflon diaphragms & ball checks
GDK263720	Santoprene repair kit
GDK03911	Teflon repair kit

Husky 515 Series



- **Size:** 1/2"-3/4"
- **Flow:** 15 GPM
- **Pressure:** 100 PSI

GD52966	Polypropylene pump body with santoprene diaphragms & ball checks
GD52911	Polypropylene pump body with teflon diaphragms & ball checks
GDK5966	Santoprene repair kit
GDK5911	Teflon repair kit

Husky 205 Series

- **Size:** 1/4"
- **Flow:** 5 GPM
- **Pressure:** 100 PSI



GD12096	Polypropylene pump body with santoprene diaphragms
GD12091	Polypropylene pump body with Teflon diaphragms
GDK01096	Santoprene repair kit
GDK01091	Teflon repair kit

• *Designed to operate at low air pressure while delivering a smooth, reliable flow.*

Husky 1040 Series

- **Size:** 1"
- **Flow:** 40 GPM
- **Pressure:** 100 PSI



GD72966	Polypropylene pump body with santoprene diaphragms & ball checks
GD72911	Polypropylene pump body with teflon diaphragms & ball checks
GDK07966	Santoprene repair kit
GDK6911	Teflon repair kit



Fast-Flo 55 Gallon Drum Pump

- **Size:** 1/2"-3/4"
- **Flow:** 15 GPM
- **Pressure:** 100 PSI

Stainless Steel/Teflon Packed

GD237129

Husky Drum Package

- **Size:** 1/4"
- **Flow:** 5 GPM
- **Pressure:** 100 PSI



GD233051	Polypropylene pump body with teflon diaphragms & ball checks & Poly suction tube
GDK5911	Teflon repair kit
GDK241657	Air Valve Kit



G. H. Stenner and Company Chemical Feed Pumps

- Self priming- no foot valve assemblies required
- External dial ring allows full adjustment from 5 to 100% of maximum flow
- Consistent output and uniform flow
- Pressure rated up to 100 psi
- Low maintenance- primary modular components are easily replaceable without tools
- Wall or shelf mount
- Ideal for hyper-concentrates and a wide variety of car wash solutions
- International voltages and connections available

Peristaltic Advantage

With peristaltic pumps you don't need diaphragms or foot valves while allowing the system to be completely self priming.



85 SERIES Single Head Pump

SP85MJH7A3S	3/8	Santoprene	3.6 oz./min.
SP85MJH7A1S	1/4	Santoprene	3.6 oz./min.
SP85MJH2A3T	3/8	Tygothane	1.5 oz./min.
SP85MJH2A3S	3/8	Santoprene	1.5 oz./min.
SP85MJH2A1T	1/4	Tygothane	1.5 oz./min.
SP85MJH2A1S	1/4	Santoprene	1.5 oz./min.
SP85MJH1A3S	3/8	Santoprene	.45 oz./min.
SP85MJH1A1S	1/4	Santoprene	.45 oz./min.

****Specify Voltage**

****Parts and Kits Available**

TRIPLE HEAD PUMP SYSTEM the PERFECT FIT for triple-foaming car wash applications

Features:

6" x 6" x 15"

- Self-priming at all settings up to 25 feet
- Will not clog from dirt or minor debris
- Can run dry without damage
- Simple to install and operate
- Up to 45 mls (1.5 oz) per head per minute @ 100 psi
- Fully adjustable 5-100% to fine-tune injection rate
- Quick serviceability without tools

SPT44JH2P1S

****Specify Voltage**

Other models available

****Parts and Kits Available**



1/4" also available

BALANCED PRESSURE REGULATOR



RE7075

- No minimum bypass required
- Weep/non-weep systems
- 200-2000 PSI
- 3/8 NPT bypass
- Outer brass construction
- Internal SS seat & piston
- Temp up to 200° F

Repair Kit **RE7075K**

FLOW THRU BALANCED PRESSURE REGULATOR



RE7085

Arcadian Services

We offer a full line of Wash Systems!
Including In-Bay Units, Tunnels
& Self-Service



BALANCED PRESSURE REGULATOR

- 53 GPM
- 2500 PSI
- 3/4 NPT INLET
- 1/2 NPT BYPASS



REK5325

BALANCED PRESSURE REGULATOR



- Instant Response
- 200-2000 PSI
- 7 GPM
- 3/8" FPT
- Temp. to 180° F



RE55590

Stainless Steel Model **RE55590SS**

REPAIR KIT **RE55590K**

BACK PRESSURE REGULATOR



- Regulates pressure and absorbs normal pulsation
- Repeatable and accurate setting
- Regulates pressure within 5% (regardless of flow rate)
- Standard temperature 250° F (higher ranges available)
- Easily maintained



RE13166

FLOW THRU BALANCED PRESSURE REGULATOR

RE55690



REPAIR KIT **RE55590K**

UNLOADERS

Standard Features

- Max PSI - 2900
- Max Flow - 8GPM
- Brass housing
- Max Temp 190°F
- Ports: Inlet & Bypass 3/8" FPT

ARAL605X



Standard Features

- Max PSI - 3650
- Max Flow - 8GPM
- Brass housing
- Max Temp 190°F
- Ports: Inlet & Bypass 3/8" FPT

ARAL606X



BALANCE RELIEF VALVE

Standard Features

- Max PSI - 2175
- Max Flow - 6.3 GPM
- Brass housing
- Ports: Inlet & Bypass 3/8" FPT



Arcadian Services

BALANCED RELIEF VALVE

****Excellent Alternative To Paraplate!**

- 6 GPM
- 2400 PSI
- 3/8"

REK624



PRESSURE RELIEF VALVE



- 3/8" M x F
- Maximum Pressure - 300 psi
- Brass

RES110300



CAT REGULATORS & UNLOADERS



MODEL #	TYPE	PSI	GPM
PU07534	DUAL GUN UNLOADER White	400-2200	1-21
PU07535	DUAL GUN UNLOADER	800-4000	1-13
PU7500	UNLOADER	100-1500	0.5-6
PU07600	UNLOADER	700-3500	2-5
PU07002	REGULATOR used on 310, 333, & 530 pumps	500-2000	0.5-5
PU7011	REGULATOR	100-1000	2-10
PU07012	REGULATOR	500-2000	1-10
PU07013	REGULATOR	1500-3000	2-10



PU7500



PU07534



PU07535



PU07002



PU07013

BYPASS REGULATORS

Balanced Relief Valve



Standard Features

- Ideal for Weep gun system
- Designed to mount "off-line"
- Max PSI - 3500
- Max Temp.- 200° F
- Max Flow - 8GPM
- Brass housing
- SS piston and seat
- Ports: Inlet & Bypass - 1/4" FPT



SUT230

REGULATOR UNLOADER



PRESSURE SENSITIVE

- Fully adjustable PSI.
- Max flow 8GPM.
- Great for single or multiple gun systems.
- Viton seals are all standard
- Max temp: 175°.
- Inlet & Outlet ports 3/8" FPT.



SUT280

Part #	Port	GPM	PSI
SUT261	3/8 FNPT	8	3600
SUT280	3/8 FNPT	8	4060

K3 & K5 SERIES UNLOADER

“Flow Sensitive”

Standard Features

- Stainless Steel and Brass internal parts
- No external moving parts or springs
- Motors draw less amps, engines run with less load during unloading cycle
- Piston design allows precise pressure adjustment
- Ports: Inlet- 3/8" FPT Outlet- 3/8" MPT Bypass- 3/4" MPT
- Max Temp. 165° F
- Best for Single Pump or Non Weep Guns



GPUZK52



GPUZK30

K3 SERIES

Model#	PSI	GPM
GPUZK30	1450	2.1-3.0
GPUZK31	400-1450	3-4.2
GPUZK32	400-1450	4.2-5.5

K5 SERIES

Model #	PSI	GPM
GPUZK50	1000	2.1-3.0
GPUZK51	1450-3000	3.0-4.2
GPUZK52	1450-3000	4.2-6.6
GPUZK53	1450-3000	6.6-10

K7 SERIES UNLOADER

“Flow Sensitive”

Standard Features

- Stainless Steel and Brass internal parts
- No external moving parts or springs
- Gradual pressure build up when system is closed
- Bypass Restrictor eliminates
- Precise pressure adjustment
- Easy maintenance & service
- Ports: Inlet & Bypass 3/8" FPT Outlet- 3/8" MPT
- Max Temp. 165° F
- Best for Single Pump or Non Weep Guns
- Eliminates high pressure in all lines while unit is in bypass mode
- Valves require a minimum of 5% by-pass at ALL times!!



GPUZK71



K7 SERIES

MODEL #	PSI	GPM
GPUZK70	3000	2.1-3
GPUZK71	100-3000	3-4.2
GPUZK72	100-3000	4.2-6.6
GPUZK73	100-3000	6.6-10

TRAPPED UNLOADER VALVES

Pressure Sensitive, High Pressure Unloader Valves are designed to trap pressure when gun is closed and drop bypass pressure to zero. Immediate pressure available when gun is opened.



GPU2140



GPU831D



GPU5221



MODEL #	COLOR	PSI	GPM
GPU2121	Yellow	2150	21
GPU2140	Green	4000	21
GPU5221		2600	52
GPU815	White	1420	7.8
GPU831D	Blue	3650	8

BY-PASS PRESSURE REGULATORS

- Accurate, repeatable bypass regulation.
- Continually regulates pressure within 5% of setting.
- Can be set up to both regulate and absorb normal pulsation, eliminating the need for pulsation dampener.
- Can be parallel mounted.
- Designed for weep systems
- Not recommended for use with single or two cylinder pumps



Part #	PSI	GPM	Inlet	Outlet
REBR52	750-2000	5	3/8	1/4
REBR101	100-1000	10	1/2	1/4
REBR1015	100-1500	10	1/2	1/4
REBR102	750-2000	10	1/2	1/4

KITS REBR52 SERIES

Part #	Description
REBR52K	Repair kit
REBR52E	Elbow
REBR52S	Stem



Elbow

Stem


KITS REBR10 SERIES

Part#	Description
REBR10K	Repair kit Seal Kit
REBR10E	Elbow
REBR10S	Stem

UNLOADERS



Part #	PSI	Material	Inlet
RES8460	300	Plastic	1/2"
RE6815	700-1200	Stainless	1/2"
RES8640-12	300	Plastic	3/4"



WATER PRESSURE REGULATORS



- **WITH 1/4" PORT FOR GAUGE**
- 10-125 PSI
- 4 3/8" x 2 1/8"
- 140°F Max. Temp.

RE263A4



PART #	SIZE
RE263A4	1/4
RE263A6	3/8
RE263A8	1/2

- **NO PORT**
- 10-125 PSI
- 4 3/8" x 2 1/8"
- 140°F Max. Temp.

PART #	SIZE
RE26A4	1/4
RE26A6	3/8
RE26A8	1/2

REPAIR KIT **RE26ARK**

BALANCED UNLOADERS

- Brass body
- Buna-N seals
- 8 GPM
- 3/8" FPT inlet/discharge
- 1/4" bypass
- Temp. to 200° F

Part #	PSI	SPRING
RE7100	800-2000	BLUE
RE7150	400-1000	YELLOW
RE7300	1500-3000	RED

RE7100K

REPAIR KIT FITS ALL MODELS



UNLOADERS



Part #	Ports	PSI	Spring
REA1500	3/8 F	1500	Yellow
REA2900	3/8 F	2900	Red
REA4500	3/8 F	4500	Black
REA3600	3/8F x 1/4F	3600	Black
REA3650	3/8 F	3650	Blue
REA7900	3/8 F	2000	-

HYDRA-CELL REGULATION VALVES

- C Series Hydra-Cell valves bypass system fluid to prevent excess system pressure. When a system discharge is completely closed - such as a closed spray gun, closed valve or plugged nozzle - the Hydra-Cell valve bypasses the total system fluid flow. Balance system pressure for multiple-gun operations.
- For service, simply remove the top of the body and replace the worn internal components. Valves can be serviced in place without removing any fittings or plumbing.
- Heavy-duty construction ● Flow-through design ● Immediate response

Part #	GPM	PSI	Temp	Inlet	Outlet
WPC22ABBNSSEF	10	1000	200°	3/4"	3/4"
WPC23ABBNSJG	20	1000	200°	1"	1"
WPC24ABBNSNH	40	1000	200°	1-1/4"	1-1/4"



1/4" LUBRICATOR LARGE BODY



REPL118



1/2" FILTER REGULATOR



REP413



LUBRICATOR NORGREN 1/4" Lubricator for Air System



REL720

MODULE/AIR 2000 Piggyback Filter/Regulator



- 40 Micron filter
- Polycarbonate bowl w/bowl guard
- 1/4" gauge included
- Manual drain
- Max inlet 200 psi
- 0-125 psi
- 0°-125°F



REA29221	1/4"
REA29231	3/8"
REA29241	1/2"

MODULE/AIR 3000 Piggyback LUBRICATOR



Extends life of air operated equipment.

- 40 Micron filter
- Polycarbonate bowl w/bowl guard
- Automatic drain
- Max inlet 170 psi
- 5-170 psi
- 14°-140°F



REA29351	3/4"
REA29241	1/2"

BRASS MINI REGULATORS



- USE FOR AIR OR LIQUID

Part #	Size
REM362	1/8
REM364	1/4

COMPOSITE FILTER REGULATORS



- USE WITH AIR PUMPS
- 1/4" FPT
- 120 PSI
- 1/8" GAUGE PORT

REP13FA

MINI REGULATORS



- ARO Miniature Series Regulators are the ideal choice where a small, compact unit is required to provide accurate control of either air or water flow.
- Pressure Range 0-125 PSI
- Max Inlet Pressure 250 PSI
- A stainless steel valve spring is the only metallic part to come in contact with the regulated medium.



REA127142



REA27122

Part #	Size	Type
REA127142	1/4	Composite
REA27122	1/4	Brass
REA129121	1/4	Composite Filter
REA27120	1/8	Brass



REA129121

COMPOSITE REGULATORS



- USE FOR AIR OR LIQUID

Part #	Size
REP118	1/8
REP113	1/4" Large body
REP119	1/4
REP313A	1/2



REP114



REP112



REP113



REP313A

ARO REGULATOR PARTS



Bracket

APP29668



Panel Nut for Bracket

APP104094

MINI FILTER REGULATORS

- USE FOR AIR OR LIQUID

Part #	Size	Type
REN201FR	1/4	Filter
REN2212	1/8	Brass
REN2214	1/4	Brass



REN201FR

NORGREN



REN2214



Mini Regulator

- SMC 20 series regulator with gauge
- 1/4" NPT ports
- 0 - 145 PSI operating pressure range
- 23° to 140°F (with no freezing)
- Low profile embedded gauge

Part#	Description	Mfg. Part #
SMC105	Regulator w/Gauge Left to Right	AR20-N02E-Z
SMC100	Regulator w/Gauge Reverse Flow, Right to Left	AR20-N02E-RZ



Mini Filter/Regulator

- SMC 20 series filter/regulator with gauge
- 1/4" NPT ports
- 0 - 145 PSI operating pressure range
- 23° to 140°F (with no freezing)
- Low profile embedded gauge
- Filter element: 5 micron

Part#	Description	Mfg. Part #
SMC110	Filter/Regulator w/Gauge	AW20-N02E-Z



Mini Modular



- Compact space saving unit
- Push drain w/metal bowl and bowl guard
- 145 PSI
- 23° to 140°F (with no freezing)
- Filter element: 5 micron
- Regulator pressure range 5 to 125 PSI

Part#	Description	Mfg. Part #
SMC115	1/4" Combo Unit	AC20-E3J07

1/2" Modular Filter/Regulator/Lubricator



- SMC 20 series filter/regulator/lubricator with embedded gauge
- 1/2" NPT ports
- 23° to 140°F (with no freezing)
- Filter element: 5 micron
- Push drain polycarbonate bowl with bowl guard

Part#	Description	Mfg. Part #
SMC120	1.2" Combo Unit	AC40-N04E-Z



Water Separator

The AMG series water separator is installed on the air pressure line to remove water drops in the compressed air. It is suitable for use in cases where "water must be removed, but the air does not have to be as dry as when an air dryer is used" or "an air dryer cannot be used because an electric power supply is not available". Through the adoption of an element that is used exclusively for removing water drops and the provision of ample housing interior space, a 99% water removal rate has been achieved.

- Auto Drain
- Mounting Bracket

Part#	Description	Mfg. Part #
SMC125	1/4"	AMG250C-N02BC
SMC130	3/8"	AMG350C-N03BC
SMC135	1/2"	AMG450C-N04BC

Zero Pressure REGULATOR



Zero Pressure Regulator offers an entirely new approach to chemical metering into pumping systems using pressurized water supplies. The use of this regulator eliminates the need for troublesome float tanks with their inherent problems of corrosion, leakage, stuck float valves, clogged filter screens and excessive space requirements.

Weep

Non-Weep

RE1000A

RE1000A1

Kits

Part#	Kit
RE1000A1K	Kit for Non-Weep
RE1000AK	Kit for Weep
RE1000A1P	Piston Only

Pressure Regulator / Relief Valve

10 GPM 2000 PSI

1 Inlet

- Inlet & Outlet Ports are 3/8" FPT.
- 3/8" FPT Bypass & Inlet Ports
- Maximum Temperature: 160° F / 70°C
- Brass and SS construction.
- Buna-N Seals



PU21905

Pressure Regulator / Relief Valve

10 GPM 2000 PSI

2 Inlets

- Inlet & Outlet Ports are 3/8" FPT.
- 3/8" FPT Bypass & Inlet Ports
- Maximum Temperature: 160° F / 70°C
- Brass and SS construction.
- Buna-N Seals



PU21905F

PRESSURE ACTUATED UNLOADERS



- Inlet & Outlet Ports are 3/8" FPT.
- (2) 1/4" FPT Bypass ports for plumbing ease
- Maximum Temperature: 160° F
- Ideal for multiple gun use.
- Brass and SS construction.
- Flows to 8GPM
- Pressures to 3000PSI

PU22760



REPAIR KIT

PU09108

FLOW ACTUATED UNLOADERS



- Brass Housing
- SS wetted parts
- Easy repair & maintenance
- Pressure unloaded to zero during bypass and is not trapped in discharge line
- 3/8" FPT Inlet & Outlet
- Max Temp.- 160° F

PU22656



Model #	PSI	GPM
PU22654A	4000	3.5-4.8
PU22648	3000	4.5
PU22655	3000	3.5-5
PU22656	3000	4.5-6.5

REPAIR KIT

PU22666

PU22654A



ADJUSTABLE UNLOADERS




- Inlet, Outlet & Bypass Ports are 1/2" FPT
- (4) 1/4" accessory ports are standard
- Max Temp: 160° F
- Ideal for multiple gun use.
- Bronze housing, SS wetted parts
- Max flow -13GPM. Min flow -2.2GPM
- Min pressure -375PSI

REPAIR KIT FOR ALL MODELS

PU12099

\$10.68

PU22912



Part #	GPM	PSI	Color
PU22910	13	800	Silver
PU22911	13	1400	Yellow
PU22912	13	2400	Red
PU22913	13	3000	Orange

PRESSURE ACTUATED HIGH FLOW UNLOADERS



- 3/4" FPT inlet/outlet/bypass
- (4) 1/4" FPT side ports
- Maximum Temperature: 160° F
- Ideal for multiple gun use.
- Bronze housing, SS wetted parts
- Flows to 35GPM
- Pressures to 1750PSI

PU22971



REPAIR KIT

PU09461

"LO REGO"

REGULATING UNLOADER

- 400 – 1000 PSI
- .5 – 6.5 GPM

PU07580



TMT Flow Switch

12 GPM 4000 PSI

Tri-Magnet Flow Switch WITHOUT Pilot Feature

Standard Features

- Micro-switch technology eliminates reed switch
- Activates with .5 gpm flow
- Minimal pressure drop up to 12 gpm flow
- Mount in Vertical position

GPP100904

SPECIFICATIONS:

- Part Number 100904
- Maximum Operating Pressure: 4000 PSI
- Minimum Flow Required for Activation: 0.5 GPM @ 50 PSI
- Maximum Operating Flow: 12.0 GPM
- Operating Temperature Range: 40 - 180 °F



TMT Flow Switch

12 GPM 5000 PSI

Tri-Magnet Technology Inline Flow Switch

Standard Features

- Micro-switch technology eliminates reed switch
- Activates with 1.5 gpm flow
- Minimal pressure drop up to 12 gpm flow
- Can be mounted in any position

GPP100934

SPECIFICATIONS:

- Part Number 100934
- Maximum Operating Pressure: 5000 PSI
- Minimum Flow Required for Activation: 1.5 GPM @ 50 PSI
- Maximum Operating Flow: 12.0 GPM
- Operating Temperature Range: 40 - 180 °F



TMT Flow Switch

12 GPM 4000 PSI

Tri-Magnet Flow Switch WITH Pilot Feature

Standard Features

- Micro-switch technology eliminates reed switch
- Activates with .5 gpm flow
- Minimal pressure drop up to 12 gpm flow
- Mount in Vertical position

GPP100879

SPECIFICATIONS:

- Part Number 100879
- Maximum Operating Pressure: 4000 PSI
- Minimum Flow Required for Activation: 0.5 GPM @ 50 PSI
- Maximum Operating Flow: 12.0 GPM
- Operating Temperature Range: 40 - 180 °F



TMT Flow Switch

12 GPM 5000 PSI

W/STAINLESS STEEL SHUTTLE Inline Flow Switch

Standard Features

- Micro-switch technology eliminates reed switch
- Activates with 1.5 gpm flow
- Minimal pressure drop up to 12 gpm flow
- Can be mounted in any position
- Stainless Steel shuttle

GPP100975

SPECIFICATIONS:

- Part Number 100975
- Maximum Operating Pressure: 5000 PSI
- Minimum Flow Required for Activation: 1.5 GPM @ 50 PSI
- Maximum Operating Flow: 12.0 GPM
- Operating Temperature Range: 40 - 180 °F



YFL7SWITCH

8 GPM 5650 PSI

3/8" Flow Switch

ST0392

Standard Features

- Operating Pressure 5100 PSI
- Maximum Pressure 5650 PSI
- Maximum Flow 8.0 GPM
- Activation Flow Rate: Horizontal 1.5 GPM
- Vertical 2.1 GPM
- Temperature 180°F
- Maximum Volts 250V
- Maximum Amps 1 amp



YFLOWSWITCH

8 GPM 3650 PSI

3/8" Flow Switch

ST0390

Standard Features

- Maximum Volume 8.0 GPM
- Rated Pressure 3650 PSI
- Maximum Voltage 250 Volts
- Maximum Amps 1 Amp*non-inductive loads
- Maximum Temperature 175°F
- Minimum Flow Required for Activation 1 gal.





Clearbowl Inline Strainers

"T" Style Inline Strainers have large filter areas for better filtration of liquids. Strainer components are easily cleaned or replaced without removing entire strainer. Bowls & Tops have heavy buttress threads to prevent cross threading.

SMALL BOWLS

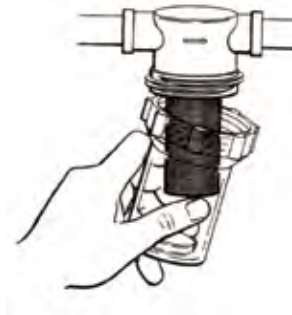
Part#	Size	Mesh
PU07101	3/8" M x M	40
PU07102	1/2" M x M	40
PU07103	1/4" M x M	40
PU071034	1/4" M x M	80



PU07101



PU071054



LARGE BOWLS

Part #	Size	Mesh
PU07104	1/2" F x F	80
PU071044FF	1/2" F x F	40
PU07105	3/4" F x F	80
PU071054	3/4" F x F	40
PU07106	1" F x F	40
PU0710680	1" F x F	80
PU07107	1 1/4" F x F	40
PU07108	1 1/2" F x F	40



PU07106

IN010



Clearbowl Inline Strainer Parts

Part #	Description	Size
PU07103B	Clear bowl only	For 1/4" M x M
PU07103G	Gasket	For 1/4", 3/8", 1/2" MxM
PU07103S40	Screen	1/4, 3/8, 1/2 40 mesh
PU071045B	Clear bowl only	For 1/2 & 3/4
PU07105G	Gasket	For 1/2 & 3/4
PU07105S40	Screen	1/2 & 3/4 40 Mesh
PU07106B	Clear bowl only	For 1"
PU07106G	Gasket	For 1"
PU07105S80	Screen	1/2" & 3/4" 80 mesh
PU07106S40	Screen	1" for 40 mesh
PU07106S80	Screen	1" for 80 mesh

Basket Strainers - 40 Mesh

Part #	Size
IN003	1/8 M or 3/8 Barb
IN010	1/4 MIP or 1/2 Barb
IN015	3/8 M or 5/8 Barb
IN020	1/2 M or 3/4 Barb
IN021	1/2 M or 3/4 Barb 80 mesh
IN025	3/4 M or 1" Barb
IN030	1" M or 1 1/4 Barb
IN035	1 1/2 MIP

EXTRACTOR/DRYER

FLOJET

Developed for air-driven pumps, valves or any other air driven equipment. Removes condensation, oil and contaminants from compressor air supply.

- Easy to install in-line
- Perform maintenance without removal
- Lightweight, rust-proof aluminum housing
- Weep drain for condensate removal
- 5 Micron Rating
- 2 Stage filter medium
- 250 PSI



FP520B

AIR FILTER

IR ARO

REA125221	1/4
REA12531	3/8
REA12541	1/2



DESICCANT AIR DRYERS

The Desiccant Air Dryers collect the smallest moisture mists. Use of standard air filters and coalescing filters is highly recommended to achieve exceptionally dry air.

Desiccant beads change color from blue to pink to indicate absorbing capacity (blue=dry, pink=wet) Beads in standard version are also reusable.

- Pressure drop of less than 1 PSI
- 150 PSI Max Pressure
- 125° F Max Temp
- 10 SCFM Max Flow Capacity
- Body - Zinc Die Cast
- Bowl - Polycarbonate
- Bowl Guard - Steel
- 12.25"W x 4.5"W

REA8422	1/4" Port Size
REA8423	3/8" Port Size
REA8424	1/2" Port Size
REA8422-GEL	Desiccant Gel Refil

COILHOSE PNEUMATICS



MECHANICAL CONDENSATE DRAINS

Mechanical Condensate Drains are useful for the automatic removal of moisture from drop legs, and after coolers, compressors and other devices. A manual override feature permits draining between automatic drain times. The 1/2" FPT is standard.

Maximum Supply Pressure

Plastic Bowl - 150 PSI
Metal Bowl - 250 PSI

Maximum Operating Temp

Plastic Bowl - 120°F
Metal Bowl - 250°F

Materials

Body - Aluminum
Plastic Bowl - Transparent Polycarbonate with High Impact Plastic Guard
Metal Bowl - Zinc Die Cast
Float Assembly - Plastic with Stainless Steel Internals

Dimensions - 5 3/4"H x 2 1/8" Diameter

Bowl Volume - 3.8 oz.

REA8514	Mechanical Drain with Polycarbonate Bowl and Plastic Guard
REA8514M	Mechanical Drain with Metal Bowl

COILHOSE PNEUMATICS



Arcadian Services

Y BRASS INTAKE FILTER

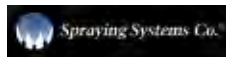


- 50 Mesh Stainless Steel Screen
- 300 PSI
- Brass Body

Part#	Port
IN2111P	1/2F x 3/4F



STRAINERS



- Polypropylene bowl and head for corrosion and chemical resistance
- Ethylene propylene gasket
- Stainless Steel screen
- Clear nylon bowl is U-V resistance



1/2" F STR0880

1/2" STRAINERS

Part #	Head	Bowl	Mesh
STR0830	Polypropylene	Nylon (Clear)	30
STR0850	Polypropylene	Nylon (Clear)	50
STR0870	Polypropylene	Polypropylene	100
STR0880	Polypropylene	Nylon (Clear)	80
STR0880WB	Polypropylene	Nylon (White)	80

3/4" STRAINERS

Part #	Head	Bowl	Mesh
STR12100	Polypropylene	Nylon (Clear)	100
STR1250	Polypropylene	Nylon (Clear)	50
STR1280	Polypropylene	Nylon (Clear)	80
STR1230	Polypropylene	Nylon (Clear)	30

STRAINER PARTS

Part #	Size
STR122CB	Clear Nylon Bowl
STR122CB-P	Polypropylene Bowl
STR122SCR	80 Mesh Screen
STR1230S	30 Mesh Screen
STR1680S	100 Mesh Screen
STR16800	O-Ring
STR23171	Strainer Head
STRG122	Gasket

Y-TYPE LINE STRAINERS



- Stainless Steel Screen
- Max 300 PSI @ 150°F
- Max 150 PSI @ 375°F
- Brass or Cast Bronze Body

Part #	Description
INDS2B40	1/4" 40 MESH
INDS2B80	1/4" 80 MESH
INDS3B40	3/8" 40 MESH
INDS3B80	3/8" 80 MESH
INDS4B40	1/2" 40 MESH
INDS4B80	1/2" 80 MESH
INDS6B40	3/4" 40 MESH
INDS6B80	3/4" 80 MESH
INDS10B40	1" 40 MESH
INDS3P	3/8" CELCON PLASTIC 100 MESH



INDS6B80

Y-TYPE LINE STRAINERS REPLACEMENT CAP & SCREEN



Part #	Description
INDPS21	1/4" 40 MESH
INDPS22	1/4" 80 MESH
INDPS31	3/8" 40 MESH
INDPS32	3/8" 80 MESH
INDPS41	1/2" 40 MESH
INDPS42	1/2" 80 MESH
INDPS61	3/4" 40 MESH
INDPS62	3/4" 80 MESH
INDPS101	1" 40 MESH
INDPS102	1" 80 MESH



INDPS62

High Pressure Brass Strainer



1/4" F x M

STR36387



PUP - (POINT OF USE PROVIDER)

One compact filter and automatic drain with multiple outlet distribution!!!

Ensure only quality compressed air gets through to your air equipment. PUP - Point of Use Provider, protects against mechanical failure, lost productivity and high maintenance caused by oil, water and particle contaminants at point of use.

- 1" FPT
- 4 connection points allow for solid pipe, hoses or quick release fittings
- One simple connection eliminating leaks and lost energy
- Automatic drain with manual override ensures moisture removal
- High quality point of use filtration
- Easy installation

Bracket REA425BKT
 Replacement Element REA425ELE



REA425

PRESSURE GAUGES

LIQUID FILLED 1/4" BOTTOM MOUNT

Part #	PSI
GAL100B	0-100
GAL200B	0-200
GAL300B	0-300
GAL1000B	0-1000
GAL2000B	0-2000
GAL3000B	0-3000
GAL5000B	0-5000

- 2 1/2" Face
- 304 SS Satin Finish



LIQUID FILLED 1/4" REAR MOUNT

Part #	PSI
GAL100R	0-100
GAL200R	0-200
GAL300R	0-300
GAL1000R	0-1000
GAL2000R	0-2000
GAL3000R	0-3000

- 2 1/2" Face
- 304 SS Satin Finish



NON-LIQUID FILLED 1/4" BOTTOM MOUNT

2" DIAMETER

Part #	PSI
GA100B	0-100
GA200B	0-200
GA300B	0-300



NON-LIQUID FILLED 1/4" REAR MOUNT

2" DIAMETER

Part #	PSI
GA100R	0-100
GA200R	0-200
GA300R	0-300



MINI GAUGE

- 1/8" mpt rear mount
- 1 1/2" diameter
- 0-160 PSI

GAM160



HOUR METER

GS18165



CAST IRON PULLEYS

Part #	Outside Dia
PL0100	3.15
PL0105	3.35
PL0110	3.55
PL0115	3.75
PL0120	3.95
PL0122	4.25
PL0123	4.45
PL0124	4.75
PL0125	5.75
PL0126	4.95
PL0127	5.25
PL0128	5.45
PL0129	5.95
PL0130	6.25
PL0131	6.45
PL0132	6.75
PL0133	6.95
PL0134	7.25
PL0135	7.75
PL0139	9.75

1 GROOVE



2 GROOVE



Part #	Outside Dia
PL0140	3.35
PL0145	3.55
PL0150	3.75
PL0155	3.95
PL0160	4.25
PL0165	4.45
PL0170	4.75
PL0174	4.95
PL0175	5.25
PL0180	5.45
PL0181	5.75
PL0182	5.95
PL0183	6.25
PL0185	6.45
PL0190	6.75
PL0195	7.75
PL0197	8.75
PU30206	9.75

BELTS



Part #	Belt Type	Pitch Dia.	Outside Dia.
BL0B30	V-Belt	30" P.D.	33" O.D.
BL0B31	V-Belt	31" P.D.	34" O.D.
BL0B32	V-Belt	32" P.D.	35" O.D.
BL0B33	V-Belt	33" P.D.	36" O.D.
BL0B34	V-Belt	34" P.D.	37" O.D.
BL0B35	V-Belt	35" P.D.	38" O.D.
BL0B36	V-Belt	36" P.D.	39" O.D.
BL0B37	V-Belt	37" P.D.	40" O.D.
BL0B38	V-Belt	38" P.D.	41" O.D.
BL0B39	V-Belt	39" P.D.	42" O.D.
BL0B40	V-Belt	40" P.D.	43" O.D.
BL0B41	V-Belt	41" P.D.	44" O.D.
BL0B42	V-Belt	42" P.D.	45" O.D.
BL0B43	V-Belt	43" P.D.	46" O.D.
BL0B44	V-Belt	44" P.D.	47" O.D.
BL0B45	V-Belt	45" P.D.	48" O.D.
BL0B46	V-Belt	46" P.D.	49" O.D.
BL0B47	V-Belt	47" P.D.	50" O.D.
BL0B48	V-Belt	48" P.D.	51" O.D.
BL0B49	V-Belt	49" P.D.	52" O.D.
BL0B50	V-Belt	50" P.D.	53" O.D.

H BUSHINGS



Part #	Shaft Size
PL0010	3/4"
PL0015	7/8"
PL0020	1"
PL0025	1 1/8"
PL0030	1 3/8"

Part #	Shaft Size
PU30942	16.5MM
PU01065	18MM
PU30945	20MM
PU01056	22MM
PU33000	24MM
PU30234	25MM
PU30059	30MM
GPPBH35	35MM

BALDOR MOTORS

*NOTE: SIZES AVAILABLE UPON REQUEST



BELT DRIVE



C-FACE

Electric Motor Efficiency Standards: As of December 19, 2010 all the motors on this page are now compliant with the NEMA Premium® energy efficiency levels.


Arcadian Services

We offer a full line of Wash Systems!
Including In-Bay Units, Tunnels
& Self-Service



Call us today to see the services we offer. We promise you will get the best system at the best price!

MARATHON WASH DOWN MOTORS



- Double sealed ball bearings
- 303 Stainless steel shaft with spring loaded contact seals in each endshield
- Encapsulated electronic starting switch is impervious to moisture
- Cast oversized conduit box with high temperature Nitrile gaskets and threaded entrance
- Internal corrosion resistant coatings on frame, base, endshields, rotor and stator
- Stainless steel conduit box cover, nameplate, fan guard (TEFC) and hardware
- Plugged drain holes in each endshield for all angle mounting
- Capacitor start induction run design for high starting torque unless otherwise noted
- Class F insulation
- 1.15 Service Factor
- UL Recognized and CSA Certified

Part#	Description
MWD450	1/3 HP, 3600 RPM, 56C with base
MWD410	1/3 HP, 1800 RPM, 56C with base
MWD451	1/2 HP, 3600 RPM, 56C with base
MWD411	1/2 HP, 1800 RPM, 56C with base
MWD452	3/4 HP, 3600 RPM, 56C with base
MWD412	3/4 HP, 1800 RPM, 56C with base
MWD453	1 HP, 3600 RPM, 56HC with base
MWD454	1 HP, 3600 RPM, 143TC with base
MWD413	1HP, 1800 RPM, 56HC with base
MWD414	1HP, 1800 RPM, 143TC with base
MWD455	1 1/2 HP, 3600 RPM, 56HC with base
MWD456	1 1/2 HP, 3600 RPM, 143TC with base
MWD415	1 1/2 HP, 1800 RPM, 56HC with base
MWD457	2 HP, 3600 RPM, 56HC with base
MWD458	2 HP, 3600 RPM, 145TC with base
MWD417	2 HP, 1800 RPM, 56HC with base
MWD418	2 HP, 1800 RPM, 145TC with base

AW32 HYDRAULIC FLUID

Service Pro Premium A/W Hydraulic Oils are superior anti-wear hydraulic and circulating fluids specially formulated with high quality base stocks and improved thermally stable additives. These oils offer outstanding resistance to sludge formation, are chemically stable, and exhibit excellent anti-wear protection.



5 Gallon

HF5



55 Gallon

HF55

Arcadian Services

We offer a full line of Wash Systems!
Including In-Bay Units, Tunnels
& Self-Service





AMERICAN CHANGER CORP.

We're CHANGING The Industry

Rear Loaders

AMC1005
Pyramid Validator



AMC2005
Pyramid Validator



AMC2225
Pyramid Validator



AMC2221
Pyramid Validator



AMC1005-M
Mars Validator

AMC2005-M
Mars Validator

AMC2225-M
Mars Validator

AMC2221-M
Mars Validator

AMC1005-C
Coinco Validator

AMC2005-C
Coinco Validator

AMC2225-C
Coinco Validator

AMC2221-C
Coinco Validator

8 other models to choose from

Models	*AC1005	*AC2005	AC2225	AC2221 Rear Loaded
Standard Capacity	2,800 quarters/tokens	2,800 quarters/tokens per hopper	5,600 quarters/tokens per hopper	2,800 quarter/token per hopper
Pay out	Hopper loaded, quarters or tokens (20mm - 30mm)	Dual hoppers & optional .25 token acceptor	4 hoppers, 2 validators, 2 logic boards	2 hoppers, 2 validators, 2 boards
Susan B. Anthony/\$1	Yes	Yes	Yes	Yes, any 2 coin payout
Validator Acceptance	\$1, \$2, \$5, \$10, \$20	\$1, \$2, \$5, \$10, \$20	\$1, \$2, \$5, \$10, \$20	\$1, \$2, \$5, \$10, \$20 (2 validators)
Hole dimensions	8½" w x 26" h x 13" d	13½" w x 26" h x 13" d	18" w x 29" h x 14" d	17" w x 26" h x 13" d

ALL CHANGERS NOW ACCEPT THE NEW \$5, \$10, & \$20 BILLS



AMC2001

FRONT LOAD CHANGERS



MODEL	AMC1001	AMC2001	AMC1002	AMC2002
Hopper Capacity	2,800 Qrt/Tkn or 2,200 \$1 Coins	5,600 Qrts/Tkn or 4,400 \$1 coins	2,300 Qrt/Tkn or 2,000 \$1 Coins	5,600 Qrts/Tkn or 4,400 \$1 coins
Accepts	\$1, \$2, \$5, \$10, \$20	\$1, \$2, \$5, \$10, \$20	\$1, \$2, \$5, \$10, \$20	\$1, \$2, \$5, \$10, \$20
Dimensions	8½W x 26H x 13D	13½W x 26H x 13D	10½W x 26H x 13D	15½W x 26H x 13½D
	AMC1001-M Mars Validator	AMC2001-M Mars Validator	AMC1002-M Mars Validator	AMC2002-M Mars Validator
	AMC1001-C Coinco Validator	AMC2001-C Coinco Validator	AMC1002-C Coinco Validator	AMC2002-C Coinco Validator

PAY STATION Auto Cashier

American Changer Credit Card Machines are now PCI Compliant.
Please specify DialTran (phone line required) or IPTran (internet access required) when ordering



AMC8001

- Includes all AMC8000 Options
- 2 Hoppers
- Credit Card Reader
- Credit Card Receipt Printer!!
- Can operate on a dedicated or Non-dedicated phone line



STANDARD FEATURES

- Voice Prompt & simple instructions guide users through process.
- 4 wash selections on large LCD screen, 40 large characters for easy viewing.
- Any U.S. currency accepted including quarters, dollars & IDX tokens.
- Credit Card accept option on AMC8000, Standard on AMC8001.
- Upon completion of the transaction, Paystation sends the appropriate command to the car wash controller.
- Modem - Issues status alert to PC & Pager.
- Security PIN Numbers - Insures limited access to audit information
- Built in Thermostat.

With Optional MARS Validator

26" Console Base SS -

AMC8001-M

AMCP8070

AMC7715 Rear Load Bill to Bill Dispenser

Product Features:

- LG – single bill dispenser
- Dispenser capacity: (1) 700-note cartridge
- High security design
- Stainless Steel face plate
- Pyramid validator Accepts: \$1, \$5, \$10, \$20
- Stacker Capacity: 500 Bills
- LCD digital display
- "Out of service" light
- Decal provided for multiple payouts

Dimensions:

- 15 1/2" W x 26" H x 16" D
- Weight: 150 lbs.
- Stainless steel face plate: 19 1/2" W x 30" H Weight: 30 lbs.

American Changer's "newest" rear load Bill changer is designed to break larger bills into smaller bills, using "street grade" bills! It features a high security design, Pyramid validator and an "LG" bill dispenser that holds (1) 700-note cartridge.

This machine dispenses "street grade" bills and does not require ATM quality bills.

Options:

- Mars AE2602 Validator
- Bill Accepts: \$50, \$100
- Mars 700 note stacker
- High security T-handle
- Medeco lock & Key
- Contact alarm
- Tilt Alarm



Arcadian Series



AMERICAN CHANGER CORP.

PLATINUM SERIES

AMC8002 FRONT LOAD



Product Features:

- Welded "Stainless Steel" Construction
- (2) High Security Medeco Locks
- Pyramid validator accepts: \$1, \$2, \$5, \$10, \$20
- Stacker capacity: 450 bills
- Can dispense one of the following: quarters, tokens or \$1 coins
- Hopper capacity: 2,800 quarters/tokens, 2,200 \$1 coins
- Token range: Diameter: 3/4" to 1 1/8", Thickness: .049" to .098"

Dimensions:

- 10 1/2 " W
- 26" H
- 13 1/4 " D
- Weight: 84 lbs.

Options:

- Stainless Steel Console base
10 1/2 " W x 32" H x 13 1/4 " D
- Audit printer
- Condor Electronic \$1 coin/quarter acceptor
- IDX Electronic coin acceptor
- Coin catcher
- Pyramid 650 bill stacker
- Contact alarm
- Tilt alarm
- Heater
- MARS validator (\$1, \$5, \$10, \$20)
- 500 bill stacker
- Mars 700 note stacker
- Mars 1000 note stacker
- High security pedestal base 20" W, 26 3/4" H, 15 3/4" D

AMC8004 FRONT LOAD



Product Features:

- Welded "Stainless Steel" Construction
- (2) High Security Medeco Locks
- (2) Pyramid validators accept: \$1, \$2, \$5, \$10, \$20
- Stacker capacity: 700 bills x 2
- Can dispense one of the following: quarters, tokens or \$1 coins
- Hopper capacity: 2,800/hopper or 5,600 quarters/tokens, 2,200/hopper or 4,400 \$1 coins
- Token range: Diameter: 3/4" to 1 1/8" Thickness: .049" to .098"

Options:

- 26" Stainless Steel Console base
- Audit printer
- Condor Electronic \$1 coin/quarter acceptor
- IDX Electronic coin acceptor
- Coin catcher
- Contact alarm
- Tilt alarm
- Heater
- MARS validator (\$1, \$5, \$10, \$20)
- 500 bill stacker
- Mars 700 note stacker
- Mars 1000 note stacker

Dimensions:

- 21 1/8" W
- 26 3/8" H
- 13 1/2" D
- Weight: 162 lbs.



AMERICAN CHANGER CORP.

PLATINUM SERIES

Product Features:

- Welded "Stainless Steel" Construction
- Stainless Steel Face Plate
- (2) High Security Medeco Locks
- Pyramid validator accepts: \$1, \$2, \$5, \$10, \$20
- Stacker capacity: 450 bills
- Can dispense one of the following: quarters, tokens or \$1 coins
- Hopper capacity: 2,800 quarters/tokens, 2,200 \$1 coins
- Token range: Diameter: 3/4" to 1 1/8", Thickness: .049" to .098"

Options:

- Custom Cut Face Plate
- Audit printer
- Heater
- Condor Electronic \$1 coin/quarter acceptor
- IDX Electronic Coin Acceptor
- Coin catcher
- Pyramid 650 bill stacker
- Contact alarm
- Tilt alarm
- Heater
- MARS validator (\$1, \$5, \$10, \$20)
- 500 bill stacker
- Mars 700 note stacker
- Mars 1000 note stacker

Dimensions:

- 10 1/2" W
- 26" H
- 13 1/4" D
- Weight: 104 lbs

AMC8005 REAR LOAD



Product Features:

- Welded Stainless Steel Construction
- Stainless Steel Face Plate
- (2) High Security Medeco Locks
- 2 x Pyramid validator: \$1, \$2, \$5, \$10, \$20
- 2x Stacker capacity: 1,800 bills
- Can dispense one or two of the following: Quarters, tokens or \$1 coins
- Hopper capacity: Quarters/tokens (5,600/hopper or 11,200 total) \$1 coins (4,400/hopper or 8,800 total)
- Token range: Diameter: 3/4" to 1 1/8", Thickness: .049" to .098"

Options:

- Custom cut face plate
- Audit printer
- Condor Electronic \$1 coin/quarter acceptor
- IDX Electronic coin acceptor
- IDX tokens (500 ct.)
- IDX custom logo dye
- 2000 board (bonus token pay-out)
- AC8225 requires two boards
- Contact alarm
- Tilt alarm
- Heater
- MARS validator (\$1, \$5, \$10, \$20) 2 x
- 500 bill stackers
- AC8225 requires two validators
- MARS 700 note stacker
- MARS 1,000 note stacker

Dimensions:

- 25" W
- 26 1/2" H
- 13 1/2" D
- Weight: 170 lbs.

AMC8225 REAR LOAD



Credit Card to Token Retrofit Kit



Accept Credit and Debit Cards throughout your carwash!

Not taking credit cards at your wash? – think it's too expensive? – think again, with this kit and your existing American Changer you can accept credit cards everywhere in your wash by simply converting your customers credit card into spendable tokens!

- Take advantage of the cards that everyone carries already
- Increase your customer's purchasing power
- Create Customer Loyalty via bonus token payout capabilities
- Reduces Cash On-Site
- Reduce Vandalism
- Increase Security

STANDARD FEATURES

Features:

- Wireless crcd processing
- remote monitoring of all crcd and cash transactions
- alert and email notification if machine needs service
- PCI compliant components and PA-DSS gateway software

Kit includes:

- external crcd reader w/ LCD Display
- voice prompt notifications
- new control board & power supply, modem and antenna
- easy to follow instructions



AMCK100 - Wireless crcd system for Double Board

AMCK200 - Wireless crcd system for universal board

AMC2007 Credit Card to Token Rear Load

American Changer Credit Card Machines are now PCI Compliant.

Please specify DialTran (phone line required) or IPTran (internet access required) when ordering

This rear load Credit Card accepting model is designed for Car Wash locations that use tokens in their daily operations. It has four programmable selections and allows you to pay out increasing bonus token amounts. It comes fully equipped with a large, backlit LCD Instruction Screen and a receipt and audit printer. It is designed with an Industry First Pull-Away Face Plate to minimize repair costs if vandalized. This machine allows you to take advantage of cards that 98% of the population carry. Why limit your customers to their current cash on hand.

- | | |
|---|-----------------------------|
| ● 2 Hoppers | ● LCD display |
| ● 3,200 Token capacity | ● 4 programmable selections |
| ● Simple instructions guide customers through process | ● Keypad |
| ● Comes with receipt printer | ● WARRANTY: |
| ● Hole size: | 1 year on parts |
| 13 1/2" W x 26" H x 13"D | 2 years on validator |
| ● Credit card reader: | |
| Accepts Visa, Master Card, and American Express | |



MARS VALIDATORS

Specify Changer and Model

MARS2412	AE2412-U3E	\$1 & \$5 - 300 Bill - 24 Volt - For Kr Box
MARS2512U3	VN2512-U3	\$1 & \$5 - 300 Bill - 24 Volt
MARS2601	AE2601-U5E	\$1 - \$20 - 500 Bill - 110 Volt
MARS2602	AE2602-U5M	\$1 - \$20 - 500 Bill - 24 Volt
MARS2612	AE2612-U3E	\$1 - \$20 - 300 Bill 24 Volt - For Pet Wash
MARS2631D7	AE2631-D7	\$1 - \$20 - 700 Bill - 110 Volt
MARS2681D10	AE2681-D10	\$1 - \$20 - 1000 Bill - 110 Volt

- Advanced sensing technology allows high acceptance rate by accepting torn, wrinkled, faded, damp, dirty, limp, folded or mutilated bills
- Non-contact optical sensors eliminate pinch rollers offering a smooth bill path that reduces jams
- Low Maintenance: Streamlined recognition system sensors are embedded under the smooth plastic bill path and the magnetic pinch roller has been eliminated dramatically reducing debris buildup and the need for cleaning
- This bill validator rejects most of the known counterfeits accepted by ordinary bill acceptors - through the use of multiple wavelength optical sensing and sophisticated data processing
- Flash memory programmable; as more US bill designs are released, the Validator can easily be updated in the field



*** If you are replacing a validator that is not Mars, you must order a Mars Validator Kit for your specified machine. (see below)**

MARS VALIDATOR CONVERSION KITS



MARSKIT	American
MARSKIT-R	Rowe
MARSKIT-S	Standard
MARSKIT-H	Hamilton
MARSKIT-WS2	Wash Select 2
RCP67005001	Rowe for BC1400 & BC2800
RCP67005003	Rowe for BC3500

Please have the following ready when ordering:

Cabinet #, Existing Validator Type, Controller Model #

COINCO VALIDATORS

Vantage Series

(Direct Replacement for Mars)

- Illuminated 360° bezel improves purchasing experience
- Accepts 66mm or 72mm wide bills in four orientations
- Quick-release bezel standard on all models
- Three levels of stringing / fishing protection
- Coupon field teach mode for fast on-site activation
- Attention grabbing impulse lights
- Centric drive technology
- Advanced bill image processing
- Automated self diagnostics

VL61B44US00	110 Volt \$1-\$20 Standard Bezel
VL61R44US00	110 Volt \$1-\$20 400 Note
VL61R45US00	110 Volt \$1-\$20 Flex Stick
VL61S44US00	110 Volt \$1-\$20 400 Note
VL62B43US00	24 Volt \$1-\$20 300 Note
VL62B44US00	24 Volt \$1-\$20 Standard Bezel
VL62R43US00	24 Volt \$1-\$20 300 Note
VL62R44US00	24 Volt \$1-\$20 400 Note
VL62R45US00	24 Volt \$1-\$20 Flex Stick
VL62R45US00-U	24 Volt \$1-\$20 Unitec
VL62S44US00*	24 Volt \$1-\$20 Direct Replacement for the Mars AE2602-U5M

*VL62S45US00 Requires the MBD Harness VL409415



COINCO VALIDATOR KITS

Vantage Series

Includes Vantage Bill Acceptor w/ Harness

Please have the following ready when ordering:

What application are you using your bill acceptor in?
 What bill acceptor do you currently have that you are replacing?
 What size plug are you using? Large (approx 1 1/4") or Small (5/8")

VANTAGEKIT-A	AMERICAN
VANTAGEKIT-H	HAMILTON
VANTAGEKIT-S	STANDARD
VANTAGEKIT-U	UNITEC
VANTAGEKIT	Vantage Coin Acceptor w/ harness

Ar a i a n S e r i e s

American Changer Parts

Part #	Description
AMCP5070	Base for 400 & 500 Changers
AMCP5075	Header for 400 & 500 Changers
VL61R446500	Coinco Mag 50 Validator
AMCP1061RB or AMCP2061	Logic Board fits 1005, 2221, 2225
AMCP1094	Medeco T-Handle
AMCP924193	Small belt for Coinco Mag 50 head
AMCP920815	Belt for lower housing CoinCo
AMCP921403	Belt for Upper Housing CoinCo

AMERICAN HOPPER



AMCP1047.1

PAYOUT KITS

Anti-Tamper Payout Device Will work on all major brands. Will shut down when a preset amount is dispensed within a preset time limit. Prevents stringing payouts and non-customer usage.



VPCM50

IOWA VALIDATORS

Cannot be strung!!

Replacement for Hamilton.



IC2000

Bracket & Gasket

ICPLATE



PYRAMID TECHNOLOGIES, INC.

CURRENCY VALIDATORS



APEX Stacked

PTXLC5200U52



APEX Stackerless

PTXLC5200SN2

- Dual-stage optical anti-stringing
- Simple setup with configuration card
- 12VDC standard, with 24VAC, MDB, and 120VAC power supply options
- Lighted arrows on bezel and bill entry area
- High security against fraudulent bills
- Flash updates using a Palm™ PDA
- Push-button/LED on-board diagnostics
- Palm-based advanced diagnostics
- Numerous interfaces available - pinouts compatible with other manufacturers
- Accepts bills up to 72mm wide for foreign applications
- Automatic self-calibration, never requires user calibration
- Free currency upgrades

Part #	Description
PTXLC5200SN2	Stackerless, accepts US currency \$1-5
PTXLC5200U52	Stacker with 500 note cassette, accepts US currency \$1-5
PTAPEX5400	Stacker with 500 note cassette, accepts US/Foreign currency \$1-20
PTAPEX5600	Stacker with 500 note cassette, accepts US/Foreign currency \$1-100

HAMILTON CHANGERS ALL CHANGERS NOW ACCEPT NEW \$5, \$10, \$20 BILLS

Model RNS REAR LOAD

- Changes/Pays \$1, \$5, \$10, \$20, to QTRS
- Maximum Capacity \$1200 QTRS
- Dimensions 34-1/2"H x 9"W x 13"D
- Faceplate: 38-1/2"H x 12"W



HC075F

Features:

- Bill stacker
- 11 gauge SS
- Heater & Weathershield (no extra cost)
- Two heavy duty MEDECO plug locks
- Power: 115Vac 60Hz
- Weight: 150 lbs.

Options:

- * Separating Stacker
- * Token face panel (no extra cost)
- * Audit Pro 2000 (Portable thermal report printer)

Model ER-60 Economy Rear Load

- Changes/Pays \$1, \$5, \$10, \$20, to QTRS
- Maximum Capacity \$600 QTRS
- Dimensions 20 3/4"H x 15"W x 13"D
- Faceplate: 24 3/4"H x 18"W



HC060

Features:

- Bill stacker
- Bulk load hopper
- 7 gauge carbon steel cabinet, SS front
- Heater & Weathershield (no extra cost)
- Two heavy duty MEDECO plug locks
- Power: 115Vac 60Hz
- Weight: 135 lbs.

Options:

- * Separating Stacker
- * Token face panel (no extra cost)
- * Audit Pro 2000 (Portable thermal report printer)

XE Validator	HC060
Coin Co Validator	HC060-C
Mars Validator	HC060-M

Model DRS Dual Rear-Loaded

- Changes/Pays \$1, \$5, \$10, \$20, to QTRS
- Maximum Capacity \$2400 QTRS
- Dimensions 34-3/4"H x 18-3/16"W x 14-7/16"D
- Faceplate: 38-5/16"H x 21-5/8"W



HC077F

Features:

- Bill stacker
- 11 gauge SS
- Heater & Weathershield (no extra cost)
- Two heavy duty MEDECO plug locks
- Power: 115Vac 60Hz
- Weight: 230 lbs.

Options:

- * Separating Stacker
- * Token face panel (no extra cost)
- * Audit Pro 2000 (Portable thermal report printer)

Model 1200FL-S Front Load Versatility

- Changes/Pays \$1, \$5, \$10, \$20, to QTRS
- Maximum Capacity \$1200 QTRS
- Dimensions 26"H x 19 1/8"W x 12 27/32"D



HC065

Features:

- Bill stacker
- 11 gauge SS
- Heater & Weathershield (no extra cost)
- Two heavy duty MEDECO plug locks
- Power: 115Vac 60Hz
- Weight: 130 lbs.

Options:

- * Separating Stacker
- * Token face panel (no extra cost)
- * Audit Pro 2000 (Portable thermal report printer)
- * Console Base

BILL TO BILL DISPENSER SERIES

Rear-Loaded



Features

- Hamilton XE Validator
- 1000 Bill Stacker
- Two heavy duty Medeco® locks
- 11 gauge stainless steel cabinet
- 7 gauge stainless steel faceplate
- Dual Bill/Note Dispenser
- eGL Controller (DAN Compatible)

- Cabinet Face:** 7 Gauge Stainless Steel
- Cabinet:** 11 Gauge Stainless Steel
- Locks:** 2 heavy duty Medeco plug locks
- Hopper:** \$1200 quarter hopper capacity (optional)
- Power:** 120 VAC 60 Hz
- Approximate Weight:** 230 lbs

Options

- Mars, Coinco, or Cashcode Validator
- Audit Pro Hand Held Remote
- Portable Thermal Printer
- Coin Hopper \$1200 Quarter Capacity

Cabinet size and minimum wall opening:

34 3/4" H x 18 3/16" W x 14 7/16" D
88.3 cm H x 46.4 cm W x 36.8 cm D

Faceplate:

38 5/16" H x 21 5/8" W
97.3 cm H x 54.9 cm W

PART #	DESCRIPTION
BB1000-C	Bill to Bill Dispenser with Coinco Validator
BB1000-M	Bill to Bill Dispenser with Mars Validator
BB1000-STA	Bill to Bill Dispenser with STA Validator
BB1000-XE	Bill to Bill Dispenser with XE Validator
BBC2200-C	Bill to Bill/Change Dispenser with Coinco Validator
BBC2200-M	Bill to Bill/Change Dispenser with Mars Validator
BBC2200-STA	Bill to Bill/Change Dispenser with STA Validator
BBC2200-XE	Bill to Bill/Change Dispenser with XE Validator

Hamilton Bonus Token Changer

COMPETE WITH TUNNEL PACKAGES

Reward your customers with a bonus token or tokens when they use your automatic car wash. Offer "Free" services when they purchase a specific wash package or offer better values for each package. These incentives will help differentiate your car wash from the competition.

The Hamilton Bonus Token Vendor works in conjunction with the Gold Line Autocashiers. Program the G/L Autocashier to dispense the desired number of tokens from the Bonus Token Vendor. Each wash level can dispense up to 9 tokens. The tokens may be used at any machine on your site that accepts tokens, i.e. vacuums, air freshener and towel dispensers, or they can be used at the Autocashier on their next visit.

* **Must specify size of token you will be dispensing!**

Features and Benefits:

- Offer "Free" services to compete with Tunnel washes.
- Turn a first time customer into a repeat customer.
- Dispense up to 9 tokens per each wash level.
- Your customer can use the tokens for a free vacuum, or other items that you allow.

Available Bases:

- 100-0113 Token Vendor Base (22.5" H)
- 61-0600A MPU Short Angled Base (26.06" H)
- 61-0601A MPU Tall Angled Base (32.06" H)

Technical Specifications:

- Cabinet: 14 Gage Stainless Steel
- Lock: 1/4 Turn EMKA Lock
- Approximate Weight: 55lbs

Cabinet Size:

20" H X 10" W X 13" D



HC1010

XE VALIDATOR

HCXE



Updating the XE Validator is as simple as an EPROM change allowing new currency releases to be handled with ease. Hamilton's versatile design allows the XE to be a direct replacement for most HV series.

- Converts most Hamilton Changers to accept NEW \$5, \$10, \$20 and Tokenote®
- Will not work in S540XR or 540SRX
- Dual Flipper/Gate System
- Improved Side Scan System
- Stepper Motor
- Belt Drive System

New \$5 Bill Upgrade Chip -
HCP1000155

Effective January 1, 2011 the STA validator will no longer be available in new production equipment. There are kits available to allow the use of the XE validator with an existing STA stacker.

HCP1000089 All changers, both front and rear load.

HCP1000184 Gold Line ACW

2 POSITION PIVOT-OUT HOPPER

- Full pivot hopper for easy emptying and cleaning
- Dispenses quarter size coins or tokens
- Only 2 moving parts
- 4800 quarters, 9200 dimes, 5500 nickels



HC082

STACKER

- Holds up to \$1200 in bills
- Easy bill removal from front or back. Reduces service and maintenance



HC080

Black Drive Belt for Hamilton Validator

HC090



HC083
Slugbuster



HC090
Black Belt



HCP470080
Out of Service Lamp



HCP480006A
Heater Assy. w/Thermostat



HCP481005
Harness



HCP600282A
Slider Faceplate for XE



HCP600318A
Rainshield

HC082	Hopper
HC090	Black Belt
HCP1000155	Chip for new \$5 Bill
HCP492000A	C-2000 Controller
HC083	Slugbuster
HCP490563A	Credit Card retrofit kit for ACW

- In order to ensure right part is ordered please give Hamilton's part number.
- All items listed below are items we stock.
- We can order any part from Hamilton.

HAMILTON CHANGER PARTS

HCP110008	Switch, Dual Coin for Hopper
HCP110096B	Hopper Motor
HCP470080	Out of Service Lamp
HCP473022	Button
HCP473023A	Contact
HCP480006A	Heater Assy. w/Thermostat
HCP481005	Harness
HCP500017	Slide, .25/Magazine Style
HCP600001B	Face Plate Assy.
HCP600006B	Val. Face Plate - ACW - 4
HCP600068A	Weathershield: Metal
HCP600282A	Slider Faceplate for XE
HCP600318A	Rainshield, Plastic - All Models
HCP600348A	Access Shield - ACW
HCP602216	Validator Face Plate
HCP630402B	Face Panel, RNS or RN (specify)
HCP635040	Crank (allen Wrench)
HCP960046	Decal (Lift to insert bills)
HC080	Stacker



BC6RL REAR LOAD

- One Hopper, (3400 U.S. quarters)
- ePort Credit Card System
- Mars Bill Acceptor
- Accepts \$1, \$5, \$10, \$20

RC6RL-CC

BC10RL (SHOWN)

- Two Hoppers, (6800 U.S. quarters)
- ePort Credit Card System
- Mars Bill Acceptor
- Accepts \$1, \$5, \$10, \$20

REAR LOAD

RC10RL-CC

- Accepts Credit Cards and Bills
- Dispense Tokens
- PCI Compliant
- Wireless connection requires no phone line
- Transaction Fees as low as 2.25% per transaction for all cards
- \$9.95 monthly service fee
- Inexpensive, quick way to begin accepting ALL credit cards at carwash



Credit Card retrofit kits available for Century model changers. Please specify the part number on the control board when ordering



RCP65058012

Dispenser Assembly-Coin BC1400



RCP65068

Rowe Transport/BA 50



RCP45058408

Motor Assy. BA-50 w/Encoder



RCP25171202

Agitator Assy-upper



RCP25175702

PCB Assy. Bd & Term Photo



RCP25191301

Indicator Light & Clip



RCP25193605

Roller - Creasing



RCP25235001

Shaft Roller



RCP25254801

Cleaning Strip BA50



RCP35085501

Shield & Hinge Assy. BC1400



RCP35113601

Shaft Assembly Drive



RCP35118501

Harnes & Bracket Assembly



RCP45073001

PCB Assy. Interconnect



RCP45058205

Harness/Bd Assy -Lwr Reflector



RCP35118801

Harnes Assembly- Transport



ROWE CHANGER PARTS

All items listed below are items we stock. We can order any part from Rowe.

RCP25171202	Agitator Assy-upper (coin)
RCP21342702	Spring - Retainer
RCP25166801	Lamp & Terminal Assy.
RCP25175702	PCB Assy. Bd & Term Photo
RCP25191301	Indicator Light & Clip
RCP25193301	Crowned Roller
RCP25193605	Roller - Creasing
RCP25235001	Shaft Roller
RCP25254801	Cleaning Strip BA50
RCP27029312	Service Decal - BC1400
RCP35049102	Motor Assy.- Drive (Hop)
RCP35082008	Belt Timing 210 Tooth
RCP35085501	Shield & Hinge Assy. BC1400
RCP35113601	Shaft Assy. Drive
RCP35114901	Drive Belt (Upper)
RCP35118501	Harness & Bracket Assy.
RCP35118801	Harness Assy. - Transport
RCP45034205	Agitator - Coin
RCP45058205	Harness/Bd Assy -Lwr Reflector
RCP45058408	Motor Assy. BA-50 w/Encoder
RCP45073001	PCB Assy. Interconnect
RCP45076101	PCB Assy. Holder LED
RCP65067501	Inlet Bill (upper)
RCP65067601	Inlet Bill (lower)
RCP65068	Rowe Transport/BA 50
RCP70146004	Bearing - Nylon
RCP65058012	Dispenser Assy- Coin (BC1400)



BC1400 REAR LOAD

- Accepts \$1, \$2, \$5, \$10, \$20 bills
- Dual hoppers, Dual stackers
- Token capability included
- Includes thermostatically controlled heater
- 3 point locking system
- Stainless steel front plate
- Coin capacity: 3400 US quarters (\$850 per hopper), Dollar Coin/Token (\$2100 per hopper)
- Cabinet: 38 5/8H x 12 1/16"W x 18 1/4"D
- Face Plate: 43"H x 18"W

Weight: 210 lbs.
120 Vac, 60Hz
225 watts/4 amps

RC1400



BC2800 REAR LOAD

- Accepts \$1, \$2, \$5, \$10, \$20 bills
- Four hoppers
- Token capability included
- Includes two thermostatically controlled heaters
- Dual doors for twice the security, each with 3 point locking system
- Stainless steel front plate
- Coin Capacity: 3400 US quarters (\$850 per hopper), Dollar Coin/Token (\$2100 per hopper)
- Cabinet: 38 5/8H x 24 1/8"W x 18 1/4"D
- Face Plate: 43"H x 30"W

Weight: 420 lbs.
120 Vac, 60Hz
225 watts/4 amps

RC2800



BC200 REAR LOAD

- Accepts \$1, \$2, \$5 bills
- Single hopper capacity 3400 quarters (\$850)
- Token capacity included
- Thermostatically controlled heater
- 3 point locking system
- Stainless steel front plate
- Cabinet: 23 3/4"H x 14 3/4"W x 18 1/4"D

Weight: 175 lbs.
120 Vac, 60Hz
225 watts/4 amps

RC200



BILL BREAKER

STANDARD FEATURES:

- The only changer line that dispenses two different bill and/or coin denominations
- The only dispenser that prints a reconciliation report
- The only changer with a user feedback display
- Reliable Mars bill acceptor and Fujitsu dispenser

RC500RLC1-2

- Rear-loading
- 1 Hopper
- 2 Denominations Back

RC500RLC2-2

- Rear-loading
- 2 Hoppers
- 2 Denominations Back





HIGH SECURITY CAR WASH TOKENS

- Unique alloys - New to the industry
- Eliminate unwanted tokens from competitors
- Token sizes similar to a quarter & dollar coin
- Pricing flexibility & promotional opportunities
- Reduce theft & vandalism
- Walkaway profit
- Reduce operating costs

TOKEN

Minimum Order is 1,000 Tokens



.984"

1.073"

1.125"

Pick the size: .984" (slightly larger than Quarter)
1.073" (slightly larger than Dollar Coin)
1.125": (larger than Dollar Coin but smaller than Half Dollar)

Pick the alloy: Alloy 230 (available in all sizes)
Alloy HM1, HM2, or HM3 (available in .984")
Alloy HM4 or HM5 (available in 1.073")

Pick the design: Choose generic front and back dies
Or customize with your logo for an additional cost

A variety of sizes and alloys are offered because each variation has a unique electronic signature enabling coin mechanisms to distinguish them from other tokens. We do not recommend the use of 260 alloy since it is common in amusement applications. We recommend you survey your competitors in the area who are using tokens, either by talking to the owners or by collecting samples from their locations. By comparing your competitors' tokens to our samples, you can then make a choice unique to your location. If you're fortunate enough to be the only token user in your market, then make your choice based on the look, feel, and budget that appeals to you. Having your token customized with your name or logo adds advertising impact.



T40B



T41



T41B



T42



T42B



T43C



T43D



T42C



T43



T43A



T4



T31



T32



T44



T45



T45D



T95B

DRALCO Change Awning



- Constructed with 063 Aluminum
- Durable powder coating in blue, red or yellow
- 24" 20 watt fluorescent light
- 10" tall x 30" wide x 6" deep

CCD7970BL	BLUE
CCD7970R	RED
CCD7970Y	YELLOW

Dollar Bill/ Credit Card Reader Cleaner



CCC1000	Dollar Cleaning Card Miracle Magic
CCC1020	Credit Card Reader Cleaner
CCC2000	Waffle Technology Credit Card Reader Cleaner
CCC2010	Lucky Stripe Waffletechnology Bill Acceptor Cleaning Card W/Miracle Magic

Arcadian Services



AMERICAN CHANGER CORR

AMC101 Bill Counter

The AMC101 Bill Counter is designed to count currency fast and detect Counterfeit bills. It's advanced electronics and (3) counterfeit detection features are designed for maximum security and reliability.

- (3) Counterfeit sensors: Infra-red, Ultra-violet and Magnetic Ink
- Dual-Large LED displays
- Accumulative & Batch functions
- Counts 1000 notes/minute
- Feeder Capacity: 200 Notes
- Stacker Capacity: 300 Notes

AMC101



- Modes - Counts, Adds, & Batches
- 4 Speed Count - To 1,800 notes per min
- Feed Method - Roller friction type
- Hopper capacity - 300 notes
- Stacker capacity - 200 notes
- Display - LED
- Dimension - 10.8"W x 9.1"D x 9.3"H
- Weight - 12.1 lbs

GLGFB800

Counterfeit detection:
None

GLGFB820

Counterfeit detection:
Dual magnetic sensor
(Auto-set density levels)

GLGFB830

Counterfeit detection:
Dual magnetic sensor
New ultra-violet sensor
(Auto-set density levels)

GFB-800 SERIES



GLORY
Quality The World Counts On

CP-11 COIN COUNTER & SORTER

- Compact desktop design
- Extremely simple to operate
- Speedy count & Bagging
- Display - LED
- Counting Speed - 1,800 per min.
- Hopper holds 2,000 coins



GLCP11

CCR-10 COIN COUNTER

- Counts coins & Tokens
- Larger Hopper
- Speedy count & Bagging
- Display - LED
- Counting Speed - 1,800 per min.
- Hopper holds 4,000 coins



GLCCR10

WS-21 COMPACT COIN COUNTER & WRAPPING MACHINE

- Compact desktop design
- Extremely simple to operate
- Soft touch operation panel
- Quiet performance
- Wrapping speed - 12 rolls/min.
- Counting Speed - 1,400 per min.
- Hopper holds 1,000 coins
- Optional machine stand



GLWS21

GLORY
Quality The World Counts On

Arcadian Services

CURRENCY DISCRIMINATOR



CB1624

- Two-Pocket
- Large easy-to-read LCD display
- Currency discrimination counter with image processing technology
- Excellent counterfeit detection (UV, FL, IR, MG)
- Large hopper, reject and stacker capacities
- Mixed Bill Counting and Itemizing
- Sort by denomination and value counting
- Identify face and orientation bills
- Dust collector (patent)



AMERICAN CHANGER CORP.

Scales



- Highly sensitive weight sensors
- Large Illuminated
- LCD display
- Push button key pad
- A/C power adapter
- Can operate on rechargeable battery power

15 lb Capacity Scale

AMCS1

60 lb Capacity Scale

AMCS101

DIGI Currency Counter

Easy to use

- Counting Speed: 1000 notes/min.
- Batch Counting: 10, 20, 25, 50 & 100
- Adding Function: Adds batch counts



AB1000

Model 313 Coin Counter



CC313

SCAN COIN

- 3 memory levels with subtotal, grand total and bag count
- Up to 2700 coins/minute
- Easy to read 6 digit LED display
- Standard machine has settings for six denominations and can be adjusted to handle virtually any coin or token
- Microprocessor controlled with non-volatile memory for storing all vital data - no battery backup required

Model 303 Electric Model 302 Manual Coin Counter

SCAN COIN



Electric

CC303

- Up to 2700 coins/minute
- Easy to read 6 digit LED display
- Small coin off-sort allows separation of mixed denominations
- Standard machine has settings for six denominations and can be adjusted to handle virtually any coin or token
- Microprocessor controlled with non-volatile memory for storing all vital data - no battery backup required

Arcadian Services



SINGLE COIN COUNTERS

Features:

- Same heavy-duty construction in our Model CM and Model CE.
- Bags (1) type of coin only. You specify which coin. Machine does not wrap.
- Machines will count into a bagging tube. Great for bank deposits or re-circulating coins back into your bill changers.
- Processes 1,200 quarters/per min. (CMB), 1,400 quarter/per min. (CEB)
- Comes equipped with (1) all purpose bagging tube.
- **MADE IN THE USA**

Model CMB Manually Operated

(Model CMB Shown)

CB1025

Model CEB Electrically Operated*

CB1035



MULTIPLE COIN COUNTERS

Features:

- Extremely popular for counting WET coins and tokens
- Made of cast aluminum and hardened steel, not plastic
- Counts, wraps and/or bags all US coins and 5 token sizes
- Processes 1,800 quarters/per min. and can wrap \$1,000 in quarters in just 20 minutes! 1,400 quarter/per min. (CEB)
- Machines include (3) Nylon wrapping tubes (Quarter, Dime, Nickel) R (1) Nylon wrapping tube and (1) all-purpose bagging tube
- **MADE IN THE USA**

Model CM Manually Operated

CB1000



Model CE Electrically Operated*

CB1010



*No Warranty Available if Wet Coins Are Used in Electric Models



MANUAL SORTER

This easy to operate Manual Sorter will separate a mix of coins and tokens into 4 different bins, Wet or Dry at a rate of 1,000 per minute. U.S. made of cast aluminum and hardened steel, it has a 1 year warranty. Customized sorters available upon request. (Optional rigid coin tray available)



Manual Sorter

CB1019

Tokens (smaller than \$1.00 coin)

CB1019-1S

Tokens (larger than \$1.00 1.043 & up)

CB1019-1L

Canadian Toonie (\$2.00)

CB1019-2C

Rigid Tray (shown in picture)

CB1022



KCS SERIES COIN COUNTING SCALES

The KCS Series Coin Counting Scale is an easy-to-use, highly accurate scale for weighing coins, tokens, US paper currency and tickets.

The keypad has 10 programmable keys, 6 are preprogrammed for all US coins and 4 extra keys allow for programming currency, tokens and tickets. Up to 25 multiple weightments can be accumulated for batch counting.

The scale will count in 3 seconds or less, displaying quantity and total value. The scale is completely portable with battery or AC Adapter and optional carrying case. The 3 models will weigh a max of \$250, \$500 and \$1,000 in quarters, respectively.



Model KCS-30

CB1045

Model KCS-60

CB1050

Accessories



CB1047 Gray Scoop, 10" diameter

CB1048 Carrying Case

VAC ISLANDS

Take your business to the next level with customized Vacuum Islands!!

- Single or Dual Vacuum Islands available
- Choice of Money box or Vault Ready
- All Aluminum and Stainless Steel Construction
- Double Trash Can Option Available on Double Economy

ECONOMY BASES


Single Economy Vac Isle -

Double Economy Vac Isle -

DELUXE BASES

Double Deluxe Vac Isle w/rolled lid -

SINGLE ECONOMY



*Optional Trash Cover not included on standard economy model.

DOUBLE ECONOMY



DOUBLE DELUXE



"Customize Your Own Package With Your Choice of Base, Canopy, & Vacuums!!!"

CANOPIES

- Customize canopy with your business name/logo
- Wide variety of colors to choose from
- Optional lighted canopies
- Many canopy shapes & sizes available

Single Island Canopy 42" x 7'
w/Pole & Light

Double Island Canopy 42" x 9'
w/Poles & Lights

ALUMINUM CANOPIES



The modular design of Detail Express is easily configured to fit on your site and create a high-profit detailing business.

These Industrial Vacuum System Detail Express and Vac Express Islands are “bolt-in-place” construction

NO CONCRETE FILL REQUIRED.



That means lower assembly costs and higher profits for your business.



INDUSTRIAL VACUUM SYSTEMS

Islands

- The Detail Express modular design has the site layout flexibility you want.
- **NO CONCRETE FILL REQUIRED!**
- Easy to install bolt-in-place on your concrete slab with anchor bolts (not provided).
- Rugged stainless steel construction.
- Marine-grade weatherproof decking won't rot, warp, or splinter.
- High stain and UV resistance.
- Hi-impact poly bumpers guard against car door damage from all sides.
- Bumpers available in colors to match canopy.
- Complies with A.D.A. requirements for proper positioning of Vacs for maximum merchandising effect



Bases are available in
Double (above left)
Single or Mini (above right)

Canopies

- Weather-resistant, all-aluminium wall and roof construction.
- Powder-coated finish for highest UV resistance and lowest maintenance.
- Illuminated “Detail Express” and “Vac Express” logos for high visibility.
- Low maintenance 400W color-corrected metal halide lighting.
- Under canopy polycarbonate lens for area down lighting.
- Stainless steel posts are very durable and strong
- 5 canopy color choices make it easy to select the best color for your site.



Options

Hidden Coin Vault



Secured by a 1/4" stainless steel door and Medeco® T-Handle Locks.

Trash Receptacle



Easy side-access locking door. Durable molded poly trash bin with wheels. Molded poly trash cover ring available in red, blue, yellow and black

Trash Cover/ Mat Cleaning Station



Molded poly trash bin cover features a unique Mat Cleaning Station. A great customer convenience and an excellent way to build customer loyalty!


WALL MOUNT AWNINGS



CONVEX



LONG DOME



TRADITIONAL

PART #	DESCRIPTION
CWCC6	Up to 6'
CWCC8	Up to 8'
CWCC10	Up to 10'
CWCC12	Up to 12'

- Also available in 14', 16', 18', and 20'
- Optional egg crate bottom and high output fluorescent light fixture
(Call for prices)

PART #	DESCRIPTION
CWCLD6	Up to 6'
CWCLD8	Up to 8'
CWCLD10	Up to 10'
CWCLD12	Up to 12'

- Also available in 14', 16', 18', and 20'
- Optional egg crate bottom and high output fluorescent light fixture
(Call for prices)

PART #	DESCRIPTION
CWCT6	Up to 6'
CWCT8	Up to 8'
CWCT10	Up to 10'
CWCT12	Up to 12'

- Also available in 14', 16', 18', and 20'
- Optional egg crate bottom and high output fluorescent light fixture
(Call for prices)

ISLAND CANOPIES

Canopy Features:

- Dozens of color combinations available
- Egg Crate bottoms optional
- Mount to ground or island

Part #	Description
CWC86D	Dome vacuum canopy, 38" X 7'2"
CWC108D	Dome vacuum canopy, 38" X 9'
CWC120D	Dome vacuum canopy, 38" X 10'
CWC144D	Dome vacuum canopy, 38" X 12'
CWC108TG	9' Trad. vac canopy w/gable end
CWC120TG	10' Trad. vac canopy w/gable end
CWC144TG	12' Trad. vac canopy w/gable end
CWC86TG	86" Trad. vac canopy w/gable end

*Includes light fixtures and poles, 40" on center

ISLAND BASES

- 100% 14ga. Stainless Steel construction
- Deck Options: Stainless or HDPE
- 3-point locking trash can door (trash can included)
- Purchase with or without Canopy
- No concrete needed
- Optional Vaults available, end or side mount
- All islands are 36" wide

PART #	DESCRIPTION
CWCVI108SS	9' SS Double Vac Island With SS Deck
CWCVI120SS	10' SS Double Vac Island With SS Deck
CWCVI144SS	12' SS Double Vac Island With SS Deck
CWCVI86SS	86" SS Single Vac Island With SS Deck
CWCVI92SS	92" SS Single Vac Island With SS Deck
CWCLIGHT	High Output Fluorescent Fixture



Dual Island with Radius End and Dome Canopy



Single Island with Radius End and Dome Canopy



Dual Island with Square End and Traditional Canopy

*Island Bases are also available with a RED, YELLOW or BLUE deck. Please specify when ordering.



ULTRA SERIES VAC ISLAND CANOPIES & BASES



Ultra Single 8' Vacuum Island Base (32008) and Canopy (32008CAN) with Ultra 6-In-1 Combination Vacuum (28000)
All models include two poles.

Ultra 12' Vacuum Island Base (32012) and Canopy (32012CAN) with Ultra Turbo-Nator® and Ultra 6-in-1 Combination Vacuums

CANOPIES:

Available in red, blue, yellow, and green.

FOR USE WITH BASE

- 32008CAN 8' Single Vacuum Island Canopy
- 32010CAN 10' Vacuum Island Canopy
- 32012CAN 12' Vacuum Island Canopy

FOR USE WITHOUT BASE

- 32008CAN-NB 8' Single Vacuum Island Canopy
- 32010CAN-NB 10' Vacuum Island Canopy
- 32012CAN-NB 12' Vacuum Island Canopy

BASES:

Bumper guards available in red, blue, yellow, and green.

FOR USE WITH CANOPY

- 32008 8' Single Vacuum Island Base
- 32010 10' Vacuum Island Base
- 32012 12' Vacuum Island Base

FOR USE WITHOUT CANOPY

- 32008-1 8' Single Vacuum Island Base
- 32010-1 10' Vacuum Island Base
- 32012-1 12' Vacuum Island Base**

VAULT READY

- 32008VR 8' Single Vacuum Island Base - vault ready
- 32010VR 10' Vacuum Island Base - vault ready
- 32012VR 12' Vacuum Island Base - vault ready

CANOPY FEATURES:

- Unique two-piece modular canopy design is more cost effective to ship
- Aluminum frame, poles and vinyl cover make the canopy lightweight, durable, and weather resistant – logo can be customized for an additional fee
- Easily assembles in about one hour
- Canopies come with fluorescent light fixtures with easy access to bulbs for replacement (bulbs not included)
- One section could be replaced if damaged at your location – unlike one-piece construction

BASE FEATURES:

- Total stainless steel construction including interior frame and vacuum platforms provide years of use while still looking like new
- Unique modular construction consists of three separate pieces (double vacuum island bases) and two separate pieces (single vacuum island base)
- Modular construction results in reduced freight costs; easily assembles without a forklift in about two hours
- Teepee mat holder with (4) mat clamps are permanently attached to the center module which cuts down on potential replacement parts
- Modular design allows for replacement of any section or part if damaged at your location (unlike one-piece designed islands requiring total replacement)
- Trash service door is secured with (2) Medeco cam locks and trash can be deposited from four directions into container
- Slide-out trash removal is readily

REPLACEMENT PARTS

VAA32000-4A	Trash cover with 4 mat holders (comes standard with purchase of base unit)
VAA32000-10	Mat clamps, blue holders (comes standard with purchase of base unit)
VAA32000-9	Mat clamps, red holders (comes standard with purchase of base unit)
VAA32000-70	Eggcrate-acrylic white 2' x 4'
VAA32000-50	Trash container for islands



Ultra 28000 Series Combination Vacuums

- Easy-to-use rotary switch to select services
- 5 service doors for easy access to filter bags, shampoo/spot/fragrance, clean-out bin, coin box and meter panel door
- Ultra maximum security with Medeco locks (2 for control door, 2 for the coin storage door, 1 for the internal locking coin box, and 2 for the bottom service compartment)
- 4 quick-change filter bags
- Electronic multi coin acceptor
- Industry's most powerful 3/4 HP air compressor
- Mars Series 2000 bill acceptor takes \$1, \$2 & \$5 bills
- Highly visible, easy-to-read large digital display timer scrolls messages, calculates time between functions, recalculates remaining time when switched during any function, built-in coin counter

28000



MODEL NUMBER

28000	2 motor vac, 3 motor turbo vac, shampoo machine, 6-in-1 spot remover, 3 fragrances, air machine, 368 lbs
28001	2 motor vac, 3 motor turbo vac, shampoo machine, 5-in-1 spot remover, 3 fragrances, 338 lbs
28002	2 motor vac, 3 motor turbo vac, shampoo machine, 4-in-1 spot remover, 317 lbs
28003	2 motor vac, shampoo machine, 3 fragrances, 4-in-1 spot remover, 317 lbs

MODEL OPTION NO.

-2	No Bill Acceptor
-VR	Vault Ready
-2VR	No Bill Acceptor, Vault Ready

* When ordering a vac with optional features from this series, combine the model # with the model option #. For example, a 28000-2VR is a 2 motor vac, 3 motor turbo vac, shampoo machine, spot remover, 3 fragrances, air machine WITH no bill acceptor and is vault ready.

28000 Series Vacuums are ETL and cETL Approved

Ultra Turbo-Powered Vacuum Features:

- ULTRA secure 2-door design separates service area from individually locked bill acceptor and coin box storage areas providing protection for your investment
- Ultra maximum security with Medeco locks (3 for control door, 1 for internal bill acceptor locking box, 1 for internal coin locking box, and 2 for bottom service compartment)
- Built with many common industry standard components
- Easy-to-use lighted push buttons clearly identify selected service
- Highly visible, easy-to-read large digital display timer scrolls messages, calculates time between functions, recalculates remaining time when switched during any function, built-in coin counter
- Lighted colored domes (choice of 6 colors) and eye-catching designer graphics provide high visibility
- Electronic multi coin acceptor
- Mars Series 2000 bill acceptor takes \$1, \$2 & \$5 bills
- 3 - 1.6 HP, Ametek motors
- Visual and audible last coin alert
- 4 quick-change filter bags
- Optional credit card acceptor available
- Optional alarm system available
- ULTRA Turbo-Nator® Shampoo & Spot Remover Combination Vacuums and ULTRA Turbo-Nator® Fragrance Combination Vacuums come with black decals standard, colored decals are optional; ULTRA Turbo-Nator® Vacuums come with colored decals standard



29000 Series, 29015 Series, and 29025 Series Vacuums are ETL and cETL Approved

Arcadian Series

Ultra Turbo-Nator® FRAGRANCE COMBINATION VACUUM



- 29015** 2 motor vacuum, 3 motor turbo vacuum, 3 fragrances, w/bill acceptor, 260 lbs.
- 29016** 2 motor vacuum, 3 motor turbo vacuum, 3 fragrances, w/bill acceptor, vault ready, 260 lbs.
- 29017** 2 motor vacuum, 3 motor turbo vacuum, 3 fragrances, no bill acceptor, 260 lbs.
- 29018** 2 motor vacuum, 3 motor turbo vacuum, 3 fragrances, no bill acceptor, vault ready, 260 lbs.

Ultra Turbo-Nator® HOT AIR DRYER COMBINATION VACUUM



- 29050** Turbo Towel & Ultra Series Turbo Vac w/\$ Bill Validator
- 29050VR** Turbo Towel & Ultra Series Turbo Vac w/\$ Bill Validator, Vault Ready
- 29051** Turbo Towel & Ultra Series Turbo Vac , without /\$ Bill Validator
- 29051VR** Turbo Towel & Ultra Series Turbo Vac , without /\$ Bill Validator, Vault Ready
- 9215LDV** Turbo Towel- Super Vacuum w/\$ Bill Validator
- 9215LDV-VR** Turbo Towel- Super Vacuum w/\$ Bill Validator, Vault Ready
- 9215LD** Turbo Towel- Super Vacuum without \$ Bill Validator
- 9215LD-VR** Turbo Towel - Super Vacuum without \$ Bill Validator, Vault Ready

Ultra Turbo-Nator® TIRE SHINE COMBINATION VACUUM



- 29035** Tire Shine & Vacuum, with bill acceptor, 260 lbs.
- 29036** Tire Shine & Vacuum, with bill acceptor, vault ready, 260 lbs.
- 29037** Tire Shine & Vacuum, no bill acceptor, 260 lbs.
- 29038** Tire Shine & Vacuum, no bill acceptor, vault ready, 260 lbs.

ULTRA Turbo-Nator® VACUUM



Ultra Turbo-Nator® SHAMPOO & SPOT REMOVER COMBINATION VACUUM



- 29025** 2 motor vacuum, 3 motor turbo vacuum, w/bill acceptor, 250 lbs.
- 29026** 2 motor vacuum, 3 motor turbo vacuum, w/bill acceptor, vault ready, 250 lbs.
- 29027** 2 motor vacuum, 3 motor turbo vacuum, no bill acceptor, 250 lbs.
- 29028** 2 motor vacuum, 3 motor turbo vacuum, no bill acceptor, vault ready, 250 lbs.



- 29000** 2 motor vacuum, 3 motor turbo vacuum, shampoo & spot remover, w/bill acceptor, 260 lbs.
- 29001** 2 motor vacuum, 3 motor turbo vacuum, shampoo & spot remover, w/bill acceptor, vault ready, 260 lbs.
- 29002** 2 motor vacuum, 3 motor turbo vacuum, shampoo & spot remover, no bill acceptor, 260 lbs.
- 29003** 2 motor vacuum, 3 motor turbo vacuum, shampoo & spot remover, no bill acceptor, vault ready, 260 lbs.

Replacement Parts - These Parts will work with the Ultra Turbonator® Vacuum, Shampoo & Spot Remover Combo and Fragrance Combo

VAA8306	24" Plastic Dome (B - Blue, DG- Dark Green, LG - Light Green, N - Natural, R - Red, Y - Yellow)
VAK45BK	15' X 2" Black Vac Hose
VAB-20B	2" Black Plastic Vac Nozzle
VAA-5SBK	2" Black Swivel Cuff
VAA8599	Dirt Catcher
VDC10	Rubber Dirt Canister
MARS2411-U5E	Mars 120V Validator
VAA814992	Imonex Coin Acceptor
VAA8074	Filter Bag
DM9MF	Dixmor Multi-Function LED 9 Timer
DM5R	Remote For Dixmor Timer
VAA950043	Peristolic Pump
VAA5002	Circuit Board, Multi Control
VAA8726	AC Push Button
VMK19	Motor For All Vacs
VAA89582	Medeco 2" Screw Lock - External Locks
VAA89581	Medeco Screw Lock - Internal Locks (Bill Acceptor and Coin Box)
VAA81312	110/220V Transformer
VAA85996010	10 Amp Fuse
VAA85997001	Fuse Holder
VA40028	Clean Out Door Latch
VA8159	Door Gasket
VAA5871B8	Plastic Plug Screw Cover
VA40020	Vac Motor Gasket
VAA5911D1	Flourescent Bulb
VAA00CBD05	Silver Push Button
VAA2000072	Red Push Button
VAA814992	Imonex Electronic Coin Acceptor



Ultra Turbonator® Vacuum ONLY Replacement Parts

DEA29025Y-KIT	Decal Set - Yellow
DEA29025B-KIT	Decal Set - Blue

Ultra Turbonator® Shampoo & Spot Remover Combo ONLY Replacement Parts

VAA8843	Polypropylene Filter
VAA28000-40	1/2 Gallon Jug
VEA11000-15	Shampoo/Spot Brush Assembly
DEA29000Y-KIT	Decal Set (Spot), Yellow
DEA29000B-KIT	Decal Set - Blue
DEA29000-KIT	Decal Set - Black

Ultra Turbonator® Fragrance Combo ONLY Replacement Parts

VEA8898-1	Scent Gun Assmbley with 15' Hose
VAA8435-5	Decal, List of Fragrances
VAA8843	Polypropylene Filter
VAA28000-40	1/2 Gallon Jug
DEA29015Y-KIT	Decal Set - Yellow
DEA29015B-KIT	Decal Set - Blue
DEA29015-KIT	Decal Set - Black

SUPER VAC

Convenience & Easy Maintenance!



Specifications

- Input: 20 AMP, 120 VAC, 60 HZ
- Size: 19" diameter canister, 54½" H
 - Shipping weight: 140 lbs
 - Capacity: 2½ cubic feet
- Mounting: 3 brackets with 5/8" dia. holes
 - Airflow: 200 CFM - 90" water lift

Industry Leading

Features

- 2 door canister
- Secure coin box with pin lock
- 4 quick change filter bags
- 2 - 1.6 HP, 110 volt motors
- Small stainless steel dome
- 110 volt standard, 220 volt optional
- Takes quarters
- Easy installation
- Optional security kit for service doors (8104), coin box security cover (8202W), lock bar (8206), dual service door security cover (9427K), clean out bag (8599)
- Optional 10 piece vinyl decal package. Yellow, Blue or Violet
- Optional Colored hoses. Red, Blue, Yellow, Green or Rainbow
- **Also Available With Digital Readout**

VAA9200



SUPER VAC

VAULT READY

MODEL # VAA9200VR

STANDARD FEATURES

- 2 door canister
- 4 quick change filter bags
- 2 or 3 - 1.6 HP, 110 volt motors
- Small stainless steel dome
- 110 volt timer standard, 220 volt optional
- Takes quarters
- Optional security kit for service doors (8104), dual service door security cover (9427K), clean out bag (8599)
- Optional 10 piece vinyl decal package. Yellow, Blue or Violet
- Optional Colored hoses. Red, Blue, Yellow, Green or Rainbow



VAA9200VR



SUPER VAC, 2 MOTOR Lighted or Large Stainless Steel Dome

MODEL # VAA9210


STANDARD FEATURES

- Two service doors
- Four Quick Change filter bags
- Two 1.6 HP 110 volt motors
- Large stainless steel dome
- Mechanical coin acceptor takes quarters
- Optional 8104 security kit for service doors, 8202W coin box security cover, 8206 lock bar, 9427K dual service door security cover, 6024 Abus lock, 8599 clean-out bag
- Optional 10 piece vinyl decal package Yellow, Blue or Violet
- Optional colored hoses, Red, Blue, Yellow, Green or Rainbow

- #VAA9210LD
- Super vac, 2 motors
 - Lighted Dome
- #VAA9210LDVR:
- Super vac, 2 motors
 - Vault ready
 - Lighted Dome



VAA9210



VAA9210LD-VR

*Deluxe decal package not included

SUPER VAC, 3 MOTOR Lighted or Large Stainless Steel Dome

MODEL # VAA9213LD

STANDARD FEATURES

- Two service doors
- Four Quick Change filter bags
- Three 1.6 HP 110 volt motors
- Lighted dome available in dark green, yellow, white, light green, blue & red
- Mechanical coin acceptor takes quarters
- Optional colored hoses available in red, blue, yellow, green and rainbow
- Optional 8104 security kit for service doors, 8202W coin box security cover, 8206 lock bar, 9427K dual service door security cover, 6024 Abus lock, 8599 clean-out bag
- Optional 10 piece vinyl decal package. Yellow, Blue or Violet

- #VAA9213VR:
- Super Vac
 - 3 Motors
 - Vault ready
 - Stainless Steel Dome

- #VAA9213:
- Super Vac
 - 3 Motors
 - Stainless Steel Dome

- #VAA9213LD-VR:
- Super Vac
 - 3 Motors
 - Vault Ready
 - Lighted Dome



VAA9213-LD



VAA9213-VR

SILVER TOUCH CLASSIC VACUUM

Pin Lock, Lighted Dome

MODEL # VAA8600LD

STANDARD FEATURES

- 1 service door
- 2 filter bags
- 2 - 1.6 HP, 110 volt motors
- 110-volt timer standard, 230 volt optional
- Takes quarters
- Pin locks
- Stainless steel or lighted dome available in many colors
- Optional colored hoses available
- Optional security kit for service door (8104), coin box security cover (8202W), lock bar (8206), Abus lock (6024), clean-out bag (8599)

#VAA8500:

- Silver Touch Classic, lock bar, SS dome

#VAA8600:

- Silver Touch Classic, pin lock, SS dome

#VAA8500LD:

- Silver Touch Classic, lock bar, lighted dome



COMMERCIAL VACUUMS

Commercial Vac, 2 or 3 Motors, Stainless Steel Dome

MODEL # VAA9225

STANDARD FEATURES

- On/off toggle switch
- Two service doors
- 4 Quick Change filter bags
- Two 1.6 HP 110 volt motors
- Optional push button on/off switch
- Additional optional timers, motors, colored hoses, clean-out bag
- Lighted Dome Available

#VAA9235:

- Commercial vac
- 2 motors
- Large stainless steel dome

#VAA9235-3:

- Commercial vac
- 3 motors
- Large stainless steel dome



SUPER VAC W/ LIGHTED DISPLAY TIMER & BILL ACCEPTOR

Super Vac, 2 or 3 Motor, Lighted or Stainless Steel Dome



MODEL # VAA9200-1LD

#VAA9200-1:

- Super vac, 2 motors, small stainless steel dome

#VAA9200-3:

- Super vac, 3 motors, large stainless steel dome

#VAA9200-3LD:

- Super vac, 3 motors, lighted dome

STANDARD FEATURES

- MARS Series 2000 \$1, \$2 & \$5 Bill Acceptor
- Dixmor Digital Display
- Last coin lamp & alarm
- Imonex Coin acceptor
- 2-Door canister
- 4 Quick Change filter bags
- Two 1.6 HP 110 volt motors
- Secure coin box with pin lock
- Stainless steel or colored lighted dome available "choice of colors"
- Optional 10 piece vinyl decal package, yellow, blue (shown), violet
- Optional colored hoses, red, blue, yellow, green and rainbow.
- Optional 8104 security kit for service doors, 8202W coinbox security cover (shown), 8206 lock bar (shown), 9427K dual service door security cover (shown), 6024 Abus lock (shown), 8599 clean-out bag.



Super Vac, 2 or 3 Motors, With Bill Acceptor Stainless Steel or Lighted Dome



MODEL # VAA9209-6

#VAA9209:

- Super vac, 2 motors, small stainless dome

#VAA9209LD:

- Super vac, 2 motors, lighted dome

#VAA9209-6LD:

- Super vac, 3 motors, lighted dome

STANDARD FEATURES

- 2 door canister
- Secure coin box with pin lock
- 3 - 1.6 HP, 110 volt motors
- 4 quick change filter bags
- Mars Series 2000 \$1, \$2, \$5 bill acceptor
- Takes quarters
- Lighted dome available in dark green, yellow, white, light green, blue & red
- Optional 10-piece vinyl decal package available in 11 series yellow, 12 series blue, 13 series violet (shown)
- Optional colored hose available in red, blue, yellow, green and rainbow
- Optional 8104 security kit for service doors, 8202W coin box security cover, 8206 lock bar, 9427K dual service door security cover (shown), 6024 Abus lock, 8599 clean out bag



TOUCH OF CLASS II OVAL

Designed For Ease of Maintenance!

3 Motors, Lighted Dome

MODEL # VAA8930

STANDARD FEATURES

- 2 service doors
- 4 quick change filter bags
- 3 - 1.6 HP, 110 volt motors
- Takes quarters
- Medeco locks
- Plastic clean-out bin included (8920-4)
- Lighted dome available in dark green, yellow, white, light green, blue & red
- Shown with optional coin box security cover (8940-1W), lock bar (8206) and Abus lock (6024)
- Optional colored hoses available in Red, Blue, Yellow, Green and Rainbow

#VAA8940:

- Touch of Class II Oval, 2 motors, lighted dome.



DUAL VAC LIGHTED DOME

Designed For Maximum Security!

MODEL # VAA8960

STANDARD FEATURES

- 2 vacuums in one, save island space & maximize profits!
- Large central service & control compartments are common to both vacs, making installation & service easy
- Redesigned large capacity coin box accommodates an Abus lock (6024), & holds over \$500 in quarters
- 4 service doors for easy maintenance
- 4 quick change filter bags
- 2 plastic clean-out bins included
- 4 - 1.6HP, 110v Ametek motors
- 2 mechanical coin acceptors take quarters
- Lighted domes available in dark green, yellow, white, light green, blue and red
- Optional colored hoses available in red, blue, yellow, green and rainbow
- 1½" hoses available

#VAA8960C:

- Dual vac, commercial

#VAA8970:

- Dual vac, vault ready





VAC / AIR COMBO

MODEL # VAA9420-1TT

Vac & Air

STANDARD FEATURES

- 25' air hose with 90 PSI air gauge
- Four Quick Change filter bags
- Two 1.6 HP 110 volt Ametek motors
- 2 110volt non-accumulating timers
- Two service doors
- Pin locks
- 2 mechanical coin acceptors take quarters
- Optional 8104 security kit for service doors, 8202W coin box security cover, 8206 lock bar, 9427K dual service door security cover, 6024 Abus lock, 8599 clean-out bag
- Optional colored hoses available in red, blue, yellow, green and rainbow



Digital



Non-Digital

- #VAA9420: Vac & Air, Devilbiss compressor
- #VAA9420-G: Vac & Air, Gast compressor, Vault ready
- #VAA9420-1V: Vac & Air, Devilbiss compressor, Vault ready
- #VAA9420-1DIGV: **DIGITAL** Vac & Air, Devilbiss compressor, Bill Validator, 2 Motors

VAC / AIR COMBO

Retractable Hose Reel

MODEL # VAA9420TTH

Vac & Air

STANDARD FEATURES

- 2 110 volt non-accumulating timers
- Two service doors
- Four Quick Change filter bags
- Two 1.6 HP 110 volt Ametek motors
- Side mounted retractable air hose reel
- 25' air hose with 90 PSI air gauge
- 2 mechanical coin acceptors take quarters
- Optional 8104 security kit for service doors, 8202W coin box security cover, 8206 lock bar, 9427K dual service door security cover, 6024 Abus lock, 8599 clean-out bag
- Optional colored hoses available in red, blue, yellow, green and rainbow

#VAA9420H:

- Vac & Air, Devilbiss compressor

#VAA9420HV:

- Vac & Air, Devilbiss compressor, Vault ready



VAC SCENTSATIONS

WITH BILL ACCEPTOR

MODEL # VAA8900BA

STANDARD FEATURES

- MARS Series 2000 \$1, \$2, \$5 Bill Acceptor
- Two 1.6HP 110 Volt Motors
- 4 filter bags
- Twin cam locks for faceplate
- Pin lock coin box
- Three fragrances
- Toggle switch between vac & fragrance
- Lighted dome available in dark green, yellow, white, light green, blue & red
- Last coin lamp & alarm
- Imonex electronic coin acceptor takes U.S. \$1.00 coins, U.S. quarters, 1.073 & 0.984 tokens
- 2 timers with digital display scroll messages, prices for service - counts down time and recalculates time if toggled mid cycle
- Optional colored hose available in red (shown), blue, yellow, green and rainbow
- Pin lock coin box
- Dispenses ¾ oz. of fragrance in 30 seconds
- Optional security kit for service door (8104), coin box security cover (8202W), lock bar (8206), Abus lock (6024), clean-out bag (8599), 9427K dual service door security cover,



SHOWN WITH OPTIONAL
RED DOME, RED HOSE,
8202W, 8206, AND 6024
COIN BOX SECURITY
PACKAGE



VAA8900 (w/o bill acceptor) same features but "NO BILL ACCEPTOR"

VAC/SHAMPOO COMBO

MODEL # VAA9500BA

STANDARD FEATURES

- MARS Series 2000 \$1, \$2, \$5 Bill acceptor
- Imonex electronic coin acceptor takes U.S. \$1.00 coins, U.S. quarters, 1.073 & 0.984 tokens
- Two timer digital display scrolls messages, prices for service, counts down time and recalculates time if toggled mid cycle
- Four Quick Change filter bags
- Two 1.6 HP 110 volt motors
- Toggle switch on faceplate selects vac or shamp/spot remover
- Toggle switch on brush to select shampoo or spot remover
- Twin cam lock for faceplate & shampoo box
- Pin lock style coin box, & coin box security cover with lock bar (optional)
- Lighted dome available in dark green, yellow, white, light green, blue & red
- Optional colored hose available in red, blue (shown), yellow, rainbow
- Security brackets for service doors (optional)
- Last coin lamp & alarm
- Optional security kit for service door (8104), coin box security cover (8202W), lock bar (8206), Abus lock (6024), clean-out bag (8599), 9427K dual service door security cover
- 1 oz. of shampoo or spot remover makes 2 ½ gallons of foam



#VAA9500:

- Vacuum/Shampoo & Spot remover without bill acceptor



TIRE SHINER DETAIL STATION

STANDARD FEATURES:

- Louvered sides prevent heat build-up inside cabinet
- Imonex mechanical quarter coin acceptor comes standard
- Large digital display timer – scrolls messages, counts down time, scrolls price of services
- Medeco threaded door locks
- Pin lock style coin box
- Gast 1/12HP oil-less compressor
- Internal automatic heater
- Wall or pedestal mounted
- Comes with one gallon of JE Adams pre-mixed Tire Shine formula
- Optional last coin alert and additional mechanical coin acceptors are available

16000 TIRE SHINE STATION SHOWN WITH OPTIONAL BLUE DECAL

- #VAA16000:
 - Tire Shiner
- #VAA16000VR:
 - Tire Shiner, Vault Ready
- #VAA16000V:
 - Tire Shiner, Bill Validator

PEDESTAL - VEA8819



SHAMPOO/SPOT REMOVER

STANDARD FEATURES:

- Wall or pedestal mount
- Large digital display timer scrolls messages, counts down time, scrolls prices of services
- Imonex mechanical quarter coin acceptor comes standard, additional mechanical coin acceptors are available
- Optional electronic coin mechanism
- Pin lock style coin box
- Internal automatic heater
- Gast 1/12 HP oil-less compressor
- Medeco threaded door locks
- Rocker switch on brush handle to select between shampoo and spot remover
- 1 oz. of shampoo or spot remover makes 2½ gallons of foam



VAA11000

PEDESTAL - VEA8819



*Shown with optional decal.
Also available in yellow.
Standard decal is black.*

SHAMPOO/SPOT REMOVER/FRAGRANCE STATION

STANDARD FEATURES:

- Toggle between 3 fragrances, spot remover & shampoo
- Wall or optional pedestal mount
- Large digital display timer - scrolls messages, counts down time, scrolls price of services
- Imonex mechanical quarter coin acceptor comes standard, additional mechanical coin acceptors are available
- 2 Peristaltic pumps for shampoo & spot remover
- Pin lock style coin box
- Internal automatic heater
- Gast 1/12 HP oil-less compressor
- Optional electronic coin mechanism
- Optional last coin alert
- Medeco threaded door locks
- Rocker switch on brush handle to select between shampoo and spot remover
- 1 oz. of shampoo or spot remover makes 2½ gallons of foam
- Dispenses ¾ oz of fragrance in 30 seconds

VAA12000

PEDESTAL VEA8819





AIR MACHINE

Wall or Pedestal mounted

MODEL # VEA8670-2GA

STANDARD FEATURES

- Mechanical coin acceptor takes quarters
- 110 volt non-accumulating timer
- High security locking bar system with Medeco cam lock
- Gast 3/4 HP air compressor,
- 25' wire mesh braided air hose with 90 PSI air gauge
- Mounts on VEA8819 pedestal sold separately

MODEL# VEA8670-2A

- Devilbiss 1½ HP air compressor

MODEL# VEA8670-2FGA

FREE AIR MACHINE

- Push button on/off switch
- Gast 3/4 air compressor

MODEL# VEA8670-2FA

FREE AIR MACHINE

- Devilbiss 1½ HP air compressor
- Push button on/off switch

MODEL# VEA8819

AIR MACHINE PEDESTAL

- Pedestal for air machine
- Painted Steel



DIGITAL AIR MACHINE WALL OR PEDESTAL MOUNTED

JE Adams is proud to present its latest product in the air machine line – the new, easy to use, Digital Air Machine. Accurately inflate and deflate tires with the push of a button. The backlit LCD panel makes it easy for your customers to view. Great for convenience stores, car dealerships, bike shops, rental companies, gas stations, auto body shops, car washes, fleet companies and more!

STANDARD FEATURES

- 3/4 HP oil less Gast air compressor,
- Inflates/Deflates to preset pressure
- Easy to read LCD backlit display
- Electric touch button used to set desired tire pressure with + and - buttons
- Wall or pedestal mounted (PEDESTAL SOLD SEPERATELY)
- Built in unit heater
- Temperature safe from -20 degrees F to 158 degrees F
- Automatic compressor shut off
- Electronic pressure relief valve
- JB7 coin box with locking cover (Item #8773)
- High Security lock bar system
- Imonex mechanical coin acceptor takes quarters (Item #8124B001)
- Flat tire button determines back pressure and fills accordingly
- Pressure range 4-70 psi (accuracy +/- .5psi)

MODELS

VEA8670-DIG Air Machine, Gast compressor, 125 lbs.

VEA8670-DIGW Air & Water Machine, Gast compressor, 125 lbs.



PEDESTAL
VEA8819

AIR / WATER / VAC COMBO

MODEL # VAA8648GH

STANDARD FEATURES

- 2 service doors
- 1 coin box w/ 2 mechanical coin acceptors takes quarters
- 2 110 volt non-accumulating timers
- 4 filter bags
- Two 1.6 HP 110 volt motors
- Toggle switch for air & water
- 25' wire mesh braided hose for air & water
- Pin locks
- Optional 8194 security kit for service doors, 8202W coin box security cover, 8206 lock bar, 6024 Abus lock, 8599 clean-out bag
- Optional colored hoses available in red, blue, yellow, green and rainbow



#VAA8648:

- Air/Water/Vac Combo
- Devilbiss 1½ HP air compressor



AIR/WATER/VAC COMBO With Retractable Hose Reel Base!

MODEL # VAA8648GH

STANDARD FEATURES

- 2 service doors
- Single pin lock coin box
- 2 - 1.6 HP, 110 volt motors
- 4 quick change filter bags
- 2 side-mounted retractable hose reels for both air & water
- Toggle switch for air & water
- 2 mechanical coin acceptors, takes quarters
- 2 timers, vacuum and air or water can be used simultaneously
- Optional security for service doors (8104), coin box security cover (8202W), lock bar (8206), Abus lock (6024), clean out bag (8599), 9427 dual service door security cover
- Optional colored hoses red, blue, yellow, green and rainbow



VAA8648H:

- Air/Water/Vac Combo
- Devilbiss 1½ HP air compressor



AIR MACHINE

On Retractable Hose Reel Base

MODEL # VEA8670-2BGA

STANDARD FEATURES

- Mechanical coin acceptor takes quarters
- 110 volt non-accumulating timer
- High security locking base system with Medeco cam lock
- Gast 3/4 HP air compressor
- Mounts on VEA6026 retractable air hose reel base sold separately

VEA8670-2FBGA

FREE AIR MACHINE

- Push button on/off switch

VEA6026

RETRACTABLE AIR HOSE REEL BASE

- 25' wire mesh braided air hose with 90 PSI air gauge
- Stainless steel, easy coil, adjustable speed, retractable air hose reel



PEDESTAL
VEA6026

AIR MACHINE REPLACEMENT PARTS & DECALS

Devilbiss Air Compressor
1.5 HP



VEA8778

Thomas Air Compressor



VEA9855

Thomas Dual
Air Compressor



VEA9859

Water Spout
(Air/Water Machine)



VEA8647

.75 Air Decal



DEA84342

Decals



Decal Kit

VAA84301AKIT

Side Decal Only

DEA84302

Tire Inflator w/ Gauge



VAA8533

For Models Purchased *Prior to April 2008* Serial Tag Part # will Start with a "T"
For Models Purchased *After to April 2008* Serial Tag Part # will Start with a "TT"

TIA8712SS5

Timer
Non-Accumulating
120V

Air Hose Assembly



VAA8532

Whip Assembly



VAA853311

Unloader



VEA712270

Coin Switch



VEA8149MS

Arcadian Series

AIR/WATER MACHINE

Wall or Pedestal Mounted

VEA8670-2WTTA

AIR /WATER MACHINE

- Mechanical coin acceptor takes quarters
- 110 volt non-accumulating timer
- High security locking bar system with Medeco lock
- 25' wire mesh braided air hose with 90 PSI air gauge
- 25' wire mesh braided water hose with lever activated water spout
- Gast ¾ HP air compressor
- Mounts on VEA8819 pedestal sold separately

VEA8670-2WA

- Devilbiss 1½ HP air compressor,

VEA8670-2WFGA

FREE AIR /WATER MACHINE

- Gast ¾ HP air compressor,
- Push Button on/off switch

VEA8670-2WFA

- Devilbiss 1½ HP air compressor
- Push Button on/off switch

VEA8819

AIR AND WATER MACHINE

PEDESTAL

- Pedestal for air and water machine
- Painted Steel



PEDESTAL

VEA8819

VEA8670-2WBGA

STANDARD FEATURES:

- Mechanical coin acceptor takes quarters
- 110 volt non-accumulating timer
- Air and water can be used simultaneously
- Gast ¾ HP air compressor
- Mounts on VEA6025 retractable air and water hose reel base sold separately

VEA8670-2WBA

- Devilbiss 1½ HP air compressor,

VEA8670-2WFBGA

FREE AIR AND WATER MACHINE

- Gast ¾ HP air compressor,
- Push button on/off switch

VEA8670-2WFBTTA

FREE AIR AND WATER MACHINE

- Devilbiss 1½ HP air compressor
- Push button on/off switch

VEA6025

RETRACTABLE AIR AND WATER HOSE REEL BASE

- 25' wire mesh braided air hose with 90 PSI air gauge
- 25' wire mesh braided water hose with lever activated water spout
- Stainless steel, easy coil, adjustable speed, retractable air and water hose reels



AIR/WATER MACHINE

On Retractable Hose Reel Base



PEDESTAL

VEA6025

SECURITY COVER

Dual Service Door

Factory Installed on New Vac Orders ONLY!
This item CANNOT be installed in the field!

VAA9427K

- Medeco lock
- Accommodates all J.E. Adams round 2 door vacuums, air/vacuums, air/water vacuums, & 2 door combo units.
- Dimensions: 3.5"W x 40.5"H x 1.5"D



SECURITY KIT for Service Doors



VAA8104

1 kit is needed for each service door.

LOCK BAR

For 8202W & 8940-1W Coin Box
Security Covers 1 1/2' x 1/4" x 9"

CBA8206



CLEAN OUT BAG

Fits all single round canister J.E. Adams vacuums, air/vacuums, air/water/vacuum & combination units.

VAA8599



COIN BOX

Security Cover

Coin Box Security Cover Option Fits:

- 8940-1W fits models: 8930, 8940, 9220, 9230, 9240, 9250
- 8202W fits models: 9200, 9200-1, 9200-3, 9209, 9209-6, 9210, 9213, 8600, 9200-1LD, 9200-3LD, 9209LD, 9209-6LD, 9210LD, 9213LD, 8600LD, 8200, 9420-1T, 8648T, 9420TH

CBA8202



ABUS DISKUS LOCK

For 8202W & 8940-1W
Coin Box
Security Cover

L00105



COLORED DECALS



BLUE

DEA920012



YELLOW

DEA920011




VIOLET

DEA920013

STANDARD FEATURES

- 10 piece vinyl decal set, sold as complete kit only
 - Durable, UV protected, fade resistant vinyl
 - Covers maximum surface area for widest exposure
- These decals will work for the following vacuums (Stainless Steel & Lighted Domes)
- VAA9200 Series, VAA9210 Series, VAA9213 Series, VAA9200-1 Series, VAA9200-3 Series, VAA9209 Series, VAA9209-6 Series**

16 1/8 H x 6 1/2 W



Blue Faceplate Decal for Super Vac with Bill Validator & Digital Display
Used on the following JE Adams models: 9200-1, 9200-1LD, 9200-3, 9200-3LD

DEA92001D112



Yellow Faceplate Decal for Super Vac with Bill Validator & Digital Display
Used for the following JE Adams models: 9200-1, 9200-1LD, 9200-3, 9200-3LD

DEA92001D111



Purple Faceplate Decal for Super Vac with Bill Validator & Digital Display
Used in the following JE Adams models: 9200-1, 9200-1LD, 9200-3, 9200-3LD

DEA92001D113



Black Faceplate Decal for Super Vac with Bill Validator & Digital Display
Used on the following JE Adams models: 9200-1, 9200-1LD, 9200-3, 9200-3LD

DEA92001D110



DEA8000-8


Width = 2 1/2
Length = 4 3/4



DEA8183

OPTIONAL LIGHTED DOMES

Blue	VAA8306B
Dark Green	VAA8306DG
Natural	VAA8306N
Red	VAA8306R
Yellow	VAA8306Y
Purple	VAA8306P



Large Dome Mounting Kit
(Includes 4 Adapters, 4 Screw for Dome, 4 Hex Bolts to attach dome to bracket)

VAA8307

OPTIONAL COLORED HOSES

Available In:

- Yellow
- Red
- Green
- Blue
- Rainbow
- Beige



Arcadian Services



INDUSTRIAL VACUUM SYSTEMS

Power Max 3 Coin Operated Vacuum

- Two powerful vac service selections – POWER VAC (market price) and TURBO VAC (premium price) available at any time during the vend cycle. Your customers will appreciate having the choice... your business will benefit from the added profit potential.
- Mars Bill Validator provides the convenience of using bills in the machine. Significantly increases your revenues. Intelligent dual display timer allows customers to use both services during the same vending cycle.
- Timer displays elapsed time and tracks time remaining in the cycle.
- Programmable animated message LED display offers a variety of merchandising options. A great advertising bill board to create more impulse sales.
- Available with Credit Card

- VAI520003** - Power Max 3
3 motors, Multitron WE, Mars
\$1 & \$5 bill accept., - coin drawer
- VAI520005** - Power Max 3
3 motors, Multitron WE,
Mars \$1 & \$5 bill accept.,
remote vault
- VAI520007** - Power Max 3
3 motors, Multitron WE, coin drawer
- VAI520008** - Power Max 3
motors, Multitron WE, remote vault

Replacement Parts

VAI862230	Door Decal Kit
VAI862240	Tank Decal Kit
VAI862250	Dome Decal Kit
VAI107724	Selector Switch



Carpet Wizard Shampoo and Spot Remover Combo Turbo Vacuum

- Two popular services to double your profit potential.
- Dual-purpose solution eliminates the need for separate shampoo and spot remover products, saving you money.
- 3 Motor Turbo Units.

- VAI540003** - With Bill Acceptor and Coin Drawer, SHOWN
Multitron WE, Mars \$1 & \$5
Bill Acceptor
- VAI540005** - W/ Bill Acceptor, Remote Vault,
Multitron WE, Mars \$1 & \$5
Bill Acceptor
- VAI540007** - Without Bill Acceptor, MA-820,
Coin Drawer
- VAI540008** - W/out Bill Acceptor, MA-820,
Remote Vault

Options Available

- Mars Bill Acceptor
- ExpressKEY® Cashless System
- Multi Coin Acceptor
- Tapered Hose
- Debris Catcher
- Available with Credit Card

Replacement Parts

VAI500206	Sensortron With Harness
VAI514528	Door Button Kit - Standard 2 Motor
VAI544505	Door Button Kit - Turbo 3 Motor
VAI518209	Hose and Brush Assembly



INDUSTRIAL VACUUM SYSTEMS



Fresh'n Up

Fragrance Combo Turbo Vacuum

Designed to reduce your cost of ownership.

- Pressurized fragrance delivery system ensures clog-free vents and eliminates the "dry hose" syndrome that infuriates customers.
- 3 Motor Turbo Units.

VAI530003 - With Bill Acceptor and Coin Drawer, Multitron WE, Mars \$1 & \$5 Bill Acceptor
SHOWN

VAI530005 - With Bill Acceptor, Remote Vault, Multitron WE, Mars \$1 & \$5 Bill Acceptor

VAI530007 - Without Bill Acceptor, Multitron WE, Coin Drawer

VAI530008 - Without Bill Acceptor, Multitron WE, Remote Vault



Replacement Parts

VAI5045590	Door Button Kit - Standard 2 Motor
VAI5345100	Door Button Kit - Turbo 3 Motor
VAI502501	Red Dome
VAI502504	Blue Dome
VAI502502	Yellow Dome
VAI500206	Sensortron with Harness
VAI508205	Gun Assembly

Power Pro - Air & Vacuum Duo

STANDARD FEATURES

- Integral Coin Vault with pin lock
- 2 heavy-duty motors
- High Flow air Compressor
- Mechanical coin mechanism
- 4 bag filter system
- Large bore hose (2") with anti-clog inlet design
- Eye-catching graphics

VAI240000

VAI240001- For In-ground Safe (SHOWN)



OPTIONS AVAILABLE

ExpressKEY[®] Cashless System, Single or Multi Coin Acceptor, Third Motor, Mirror Finish

Locking Clean Out Door Shroud

Coin Vault Security Bar, Meter Panel Security Bar

Lighted Dome, choose from 5 colors (white, red, blue, yellow, green)

Quiet Kit (factory installed)

Bill Acceptor

Replacement Parts

VAI102500	Stainless Steel Dome
VAI102502	Red Dome
VAI102503	Yellow Dome
VAI102504	White Dome
VAI102505	Green Dome
VAI102507	Blue Dome
TIGS403	Ginsan GS403
VAI107803	110V/24V Transformer
VAI106204	Relay & Socket
CBO201	Ginsan Sensortron
VAI104529	Lock Shroud

DKPV100	Decal Kit - Warning Labels (3)
VAI102309	\$1.25 Black/Silver Decal
VAI102308	\$1.00 Black/Silver Decal
VAI106800	Motor Screen
VAD1030	Clean Out Bag (Vinyl)
VAI105802	Electric Channel
VAD1000	Filter Bags
VAI101701	Compressor
VAI1045940	Air/Vac Decal Kit
AC0500	Tire Inflator with Gauge
VAI1040020	Air/Vac Hose - 25'



Arcadian Series

1-800-BUY-SOAP / 1-888-BUY-A-WASH

Commercial Vac

STANDARD FEATURES

- Floor Mount
- Two Heavy Duty Motors
Deliver maximum cleaning power and reliable performance.
- High Capacity Filter System – Reduces maintenance intervals, saves you money.
- Perform Routine Filter Changes and Maintenance Quickly Reduces operating costs and labor.
- Large Bore Hose With Anti-Clog Inlet Design Keeps your vacuums running profitably.
- Stainless Steel Construction
Stands up to the toughest environments.



VAI100002 - Two Heavy Duty Motors.

VAI100005 - Pole Or Wall Mounting, Two Heavy Duty Motors, High Capacity System

VAI100006 - Dual Hose Design With Auto Shut-Off Hangers, Three Heavy Duty Motors, On/Off Toggle Switch

VAI100006



VAI100005



Power Vac - by Industrial Vacuum Systems

STANDARD FEATURES

- Integral Coin Vault with pin lock
- 2 heavy-duty motors
- Mechanical coin mechanism
- 4 bag filter system
- Large bore hose (2") with anti-clog inlet design
- Eye-catching graphics

OPTIONS AVAILABLE

- ExpressKEY® Cashless System,
- Single or Multi Coin Acceptor,
- Third Motor, Set up for In-ground Safe
- Mirror Finish, Locking Clean Out Door Shroud
- Coin Vault Security Bar, Meter Panel Security Bar
- Lighted Dome, choose from 5 colors (white, red, blue, yellow, green)
- Quiet Kit (factory installed)
- Bill Acceptor



VAI140000 SHOWN
VAI140001
For In-ground Safe



Replacement Parts For Commercial Vacs and Power Vacs

VAI102500	Stainless Steel Dome
VAI102502	Red Dome
VAI102503	Yellow Dome
VAI102504	White Dome
VAI102505	Green Dome
VAI102507	Blue Dome
TIGS403	Ginsan GS403
VAI107803	110V/24V Transformer
VAI106204	Relay & Socket
CBO201	Ginsan Sensortron
VAI104529	Lock Shroud

DKPV100	Decal Kit - Warning Labels (3)
VAI102309	\$1.25 Black/Silver Decal
VAI102308	\$1.00 Black/Silver Decal
VAI106800	Motor Screen
VAD1030	Clean Out Bag (Vinyl)
VAI105802	Electric Channel
VAD1000	Filter Bags
VAI104583	Decal Kit Red
VAI104585	Decal Kit - Blue
Decal Kits Include: Tank Decal, Dome Decal, \$.75 - \$1.25 Black/Silver Decals, Black/Silver Coin Box Decal	

Power Vac X3

STANDARD FEATURES

- Two vacuum service options: Power Vac and Turbo Vac
- Drawer style coin box
- Three heavy duty motors
- High Capacity filter system
- Digital Timers capable of dual pricing
- Eye-catching graphics

OPTIONS AVAILABLE

- ExpressKEY Cashless System
- Single or Multi coin acceptor
- Credit card
- Bill acceptor



VAI120002 - Power Vac X3 with Yellow Lighted Dome, Yellow Hose, American Lock Drawer

VAI120004 - Power Vac X3 with Yellow Lighted Dome, Yellow Hose, Vault Ready



Air & Water Machines

STANDARD FEATURES

- Thomas Air Compressor
- Air Hose - 1/4" steel braided rubber, 25' long
- Electronic timer - accumulates 1 to 15 coins.
- Controls cycle time from 2 seconds to 8.5 minutes per coin.
- Sensortron Coin Mechanism
- Tire Pressure Gauge 1 to 85 PSI direct reading
- Reinforced 12 gauge stainless steel box
- Structurally reinforced
- Concealed locking mechanism utilizing interlocking bars
- Concealed hinge
- Internal locking coin drawer
- Anti-pry tabs on 10 gauge door



AW909488 - AIR ONLY
With Sensortron Coin Acceptor, 120V Compressor - Wall Mount

AW909688 - AIR ONLY
With Sensortron Coin Acceptor, 120V Compressor - Pedestal Mount

AW929588 - AIR & WATER
With Sensortron Coin Acceptor, 120V Compressor - Wall Mount

AW929788 - AIR & WATER
With Sensortron Coin Acceptor, 120V Compressor - Pedestal Mount



Mini Power Vac

Featuring the power you expect from IVS in a compact profile that's light enough to ship UPS! Multiple mounting options are available for maximum flexibility.

- Airflow - 94 cfm, 84in, suction lift (water)
- Motor - 900 Watt electric; by-pass, two stage, 7 amp
- Electronic Timer - Direct, switch-type, high capacity output, accumulates 1 to 15 coins, controls cycle time from 2 seconds to 8.5 minutes per coin or on/off toggle switch.
- Hose - 1 1/2" x 15' long, high flex crushable plastic, includes cuff and polyethylene hand tool plus crevice tool
- Tank - 18 gauge powder coated steel
- Wall or Post Mount
- 50 lbs.



MPV1000 - With Sensortron Coin Acceptor


MPV2000 - With On/Off Switch

MPV3000 - With Push Button Switch and GS403 Timer

PLEASE SPECIFY COLOR WHEN ORDERING.

MINI POWER VAC IS AVAILABLE IN 3 EYE-CATCHING COLORS!

Also available with no coin acceptor.



Arcadian Services

1-800-BUY-SOAP / 1-888-BUY-A-WASH

DIGITAL AIR INFLATORS

The only air machine with a brain.



Other commercial air machines are really no more than a compressor in a box. With these units, proper tire inflation is still a hassle — and an inexact science. The value of an advanced Excel digital air machine is clear and simple: automatic high-precision calibration is now quick and consistent. Our advanced-tech calibration head is the brains of the outfit for every Excel air machine. It automatically inflates or deflates a tire to within 0.5 PSI of the desired pressure. All the operator needs to do is set the target PSI. No need to shut off the unit as it reaches its goal; nor to pre-deflate a tire to create headroom for the unit to work. Ending over-inflation through advanced calibration. By introducing digital PSI calibration into the equation, Excel digital air machines have made inexact, time-consuming manual inflation obsolete.

EASY-FAST-SAFE-ACCURATE

Using the plus and minus buttons, set recommended tire pressure and connect the hose chuck to the tire valve stem. The Excel Tire Gauge will read the actual tire pressure, automatically inflate or deflate to the pre-set pressure. When complete, the gauge will automatically stop and beep, indicating that the operation is complete.

AL70

Wall Mounted Unit for use with remote compressor.

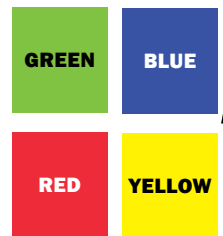
- Automatic Operation
- Inflates/Deflates to Preset Pressure
- 1" LCD Digital Readout
- Constant display panel illumination
- Piezo Electric Touch Buttons
- Water Proof, Weather Resistant
- Defaults to Safe Pressure
- 40-70 PSI
- 30" Self Coiling Air Hose
- ADA Compliant



EXCEL-AL70P



EXCEL-AL70



Please Specify Faceplate Color When Ordering.

SC05

Self Contained Air Tower (Pedestal Mount) with Built-In Air Compressor

- Automatic Operation
- Inflates/Deflates to Preset Pressure
- 1" LCD Digital Readout
- Constant display panel illumination
- Piezo Electric Touch Buttons
- Water Proof, Weather Resistant
- Defaults to Safe Pressure
- 40-70 PSI
- 30" Self Coiling Air Hose
- ADA Compliant
- Electronic Pressure Relief Valve
- On-Demand Compressor Operation
- 1.5 HP Oil-Less High Flow Compressor
- 54" Powder Coated Steel Cabinet

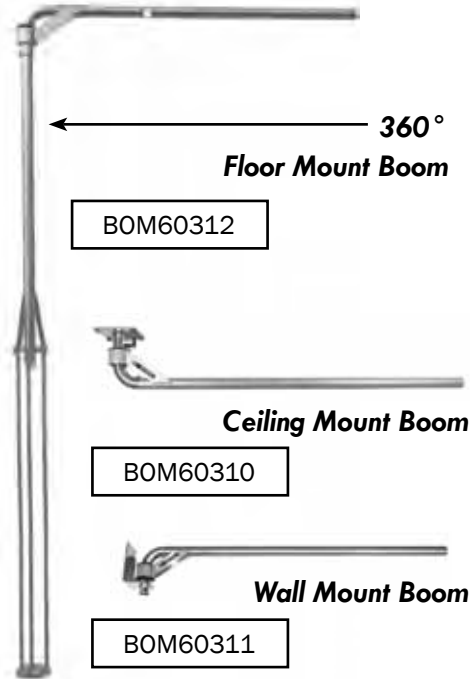


EXCEL-SC05

AIR SYSTEM BOOM

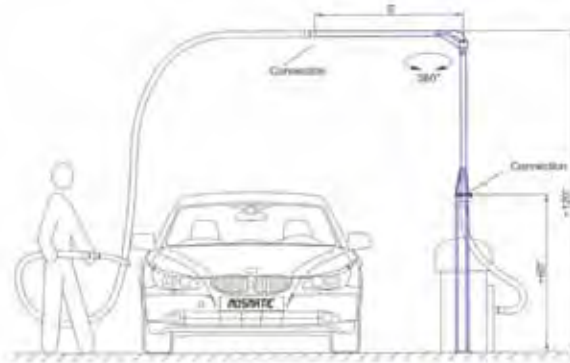


Designed for use with either vacuum or drying systems. Eliminates the hose being dragged or left lying on the ground. We offer the Air Boom in three versions: **Ceiling, Floor, or Wall Mount.**



Options:

SWM60320	Tension Pulley
BOMP60314	Swivel Elbow
BOMP60315	3 ft Extension
BOMP60319	Bracket w/ Bumpers



10' Square Post for Floor Mount Boom (optional)

(For use with 1 or 2 wall mount booms (air or carwash))

BOMP60318



Arcadian Services

We offer a full line of Wash Systems! Including In-Bay Units, Tunnels & Self-Service

Call us today to see the services we offer. We promise you will get the best system at the best price!



EXTREME AIR TIRE INFLATOR

Fills tires 3x faster

- 2HP Thomas Air Compressor
- 25' hose with gauge inflator
- Lighted dome
- Pedestal or wall mount
- Coinmech & timer & box

DSCOMP



COINBOX COMPRESSOR

Use your existing compressor to generate revenue!

- Easy, fast installation
- Additional profit
- Set timer for any length

CBCOMP



COMBO UNIT

Air Shamnee & Extreme Air

- Includes everything seen here
- Wall mount available

COMPASHSA



Air Shamnee Replacement Parts



Motor

VMK4MP



Relief Valve

ASHRLFVLV



Nozzle

ASHNOZ



Domes (Specify Color)

ASHDOME



Fan Tip for Nozzle

ASHFAN

Nozzle Holder

ASHHOOK



Replacement Parts:

VMKBRUSH

Blower Brush



AIR SHAMMEE

Hand held self serve car dryer can be universally attached to any vacuum or car wash bay. Three tangential discharge motors. Air speed of over 180 miles per hour. Lighted dome available in any standard color. Cost effective alternative to adding expensive in bay dryers. Place outside of your dryer-less conveyor wash. Can be adapted to any car wash bay or vacuum.



ASHWALL

IN-BAY WALL MOUNT



Includes: Hose, Wall mount lighted dome, Wires into coinbox or selector switch. **Boom not included!**

ATTIC MOUNT



ASHATTIC

Booms:

BOM60310	Ceiling Mount
BOM60311	Wall Mount
BOM60312	Floor Mount
DBOOM	Boom

When ordering, please specify:

Dome Color

Green, Yellow, Blue or Red

Hose Color

Blue, Red, Yellow, Green & Black

Voltage

(110V or 220V)



DBOOM



AIR SHAMMEE

STAND ALONE UNIT



ASHRNDKD

Place outside of your dryer-less conveyor wash. Can be adapted to any car wash bay or vacuum.

Includes wall or pedestal mount
Coinbox timer & coin mech.
Lighted dome

ASHSA





TIRE SHINE MACHINE SHINE MATIC

Coin-Operated: SELF SERVE

- Generates additional profits
- Designed to hold a 5 gallon pail
- Designed to conform and blend in with coin-op vacuums
- Self contained coin-operated unit
- Takes minimal space.
- This machine can also be used to dispense wheel cleaner at the entrance to automatics.

Features:

- Stainless Steel Construction
- Sensortron and lighted dome is standard. Digital display timer optional.
- Support stand available at additional cost.
- 110 Volt AC Power

TS1000 w/Dixmor Timer

TS2000 w/Vac Timer



Detail Brush with Gun TS19007

Detail Brush with Gun and Flow Restrictor TS19008



TS19006

Sponge Applicator with Gun

Replacement Sponges TS19005

TIRE SHINE EXPRESS:

For Professional Operators

TS3000

- Self contained tire shine pumping system
- Eliminate spray bottles and/or pump sprayer
- Takes minimal space and can be mounted virtually anywhere .
- This unit can also be used to dispense air freshener and window cleaner.

Features:

- Stainless Steel Construction
- Up to six (6) hose drops from one centrally located machine inside your building. No need for multiple machines. One machine does it all !
- On-demand operation No need to turn machine on and off; Put the switch on and walk away. Equipped with pressure switch. Will cycle as necessary to satisfy demand.
- Easy maintenance. Everything is under the dome.
- Lighted Dome is standard
- Optional Carbon Steel, Aluminum or Stainless support stand available. Optional Multiple hose drop manifold. Unit can be easily placed on top of a 55 gal drum in the finishing area. Unit can be located inside a building. 110 Volt AC Power.



TS5000
Tire Shine Express Machine without dome and stainless steel casing - to be used inside building - to be placed on top of a 55 gal drum.

TIRE SHINE CONVERSION:

Vacuum Conversion Kit

Looking for a new profit center ? Limited funds ? \$2.00/vend

Features:

- Complete pumping system in one area for easy access and maintenance.
- Everything is provided to make the conversion from Vacuum to Tire Shine.
- Ask about our preferred Tire Shine Product – Summer and Winter Blend
- Easy to understand installation instructions
- Can be installed in less than one hour.

TS4000

Kit contains:

Pumping system, Hose, Spray gun with Applicator (two applicators included – Brush and Sponge)
20 Ft of hose and Bracket, Two decals for your vacuum, Container to hold product
Vacuum outlet cover, Utilizes your current vacuum timer – merely connect power to terminals indicated. 110 Volt AC Power



Ar a ian Ser i es

2" PLASTIC NOZZLE



- Black: VAB-20B●
- Blue: VAB-20BL●
- Gray: VAB-20G●
- Orange: VAB-20O●
- Red: VAB-20R●
- Yellow: VAB-20Y●

Buy a Case of 50 Vac Nozzles for the cost of \$1.00 a piece!

1 1/2" PLASTIC NOZZLE



- Black: VAB-15B●
- Gray: VAB-15G●
- Orange: VAB-15O●
- Yellow: VAB-15Y●
- Red: VAB-15R●
- Blue: VAB-15BL●

1 1/2" CREVICE TOOL

Orange	VACT15
Black	VACT20
Grey	VACT25



2" CREVICE TOOL



VACT50

LONG VAC NOZZLE



1 1/2" X 24"

VAB-15LBL

VAC NOZZLE HANGERS



Fits 1 1/2"- 2" Nozzle

VCHH20




RED, WHITE & BLUE VAC HOSE

15'x2"

VAK45RWB

50'x2"

VAK47RWB



RAINBOW VAC HOSE

16' x 2" ONLY

VAK45RB



2" VAC HOSE



50' x 2"

ONE & UP

FLEXIBLE, LIGHT WEIGHT AND AVAILABLE IN MANY OTHER COLORS BY SPECIAL ORDER

Color	Part #
BEIGE/BLACK	VAK47BE/BK
BLACK	VAK47BK
BLUE	VAK47BL
GREY	VAK47G
RED	VAK47R
YELLOW	VAK47BY



15' x 2"

1 TO 6

BOX OF 7

Color	Part #
BEIGE/BLACK	VAK45BE/BK
BLACK	VAK45BK
BLUE	VAK45BL
GREY	VAK45G
RED	VAK45R
YELLOW	VAK45BY
BLACK/BLUE	VAK45BK/BL
BLACK/YELLOW	VAK45BK/BY
BLACK/GREEN	VAK45BK/GG
BLUE/BLACK	VAK45BL/BK
BLACK/YELLOW	VAK45BK/BY
BLUE/RED	VAK45BL/R
BROWN	VAK45BR
YELLOW/BLACK	VAK45BY/BK
YELLOW/RED	VAK45BY/R
GREY/BLACK	VAK45G/BK
GREEN	VAK45GG
GREEN/BLACK	VAK45GG/BK
GOLD	VAK45GO
HOT PINK	VAK45HP
HOT PINK/BLACK	VAK45HP/BK
HOT PINK/TEAL	VAK45HP/T
NEON LIME	VAK45NL
NEON LIME/BLACK	VAK45NL/BK
NEON LIME/BLUE	VAK45NL/BL
OLIVE	VAK45OL
ORANGE	VAK45OR
ORANGE/BLACK	VAK45OR/BK
PURPLE	VAK45P
PURPLE/YELLOW	VAK45P/BY
PURPLE/HOT PINK	VAK45P/HP
RED/BLACK	VAK45R/BK
RED/BLUE	VAK45R/BL
RED/YELLOW	VAK45R/BY
TEAL	VAK45T
TEAL/BLACK	VAK45T/BK
TEAL/GREY	VAK45T/G
TEAL/HOT PINK	VAK45T/HP
TURQUOISE	VAK45TQ
TURQUOISE/BLACK	VAK45TQ/BK
TURQUOISE/HOT PINK	VAK45TQ/HP
WHITE/BLACK	VAK45W/BK

1½" VAC HOSE

15' x 1½"

Color	Part #
BEIGE/BLACK	VAK41BE/BK
GREY	VAK41G
Grey/Black	VAK41G/BK
Black	VAK41BK
Blue	VAK41BL
Blue/Black	VAK41BL/BK
Blue/Red	VAK41BL/R
Blue/Yellow	VAK41BL/Y
Yellow/Black	VAK41BY/BK
Grass Green	VAK41GG
Hot Pink	VAK41HP
Hot Pink /Black	VAK41HP/BK
Orange	VAK41OR
Orange/Black	VAK41OR/BK
Purple	VAK41PR
Red	VAK41R
Red/Black	VAK41R/BK
Red/Blue	VAK41R/BL
Teal	VAK41T
Teal/Orange	VAK41T/O
Winter Green	VAK41WG

1 TO 9

BOX OF 10

50' x 1½"

Color	Part #
BEIGE/BLACK	VAK43BE/BK
GREY	VAK43G
Black	VAK43BK
Blue	VAK43BL
Brown	VAK43BR
Bright Yellow	VAK43BY
Yellow/Black	VAK43BY/BK
Grey/Black	VAK43G/BK
Grass Green	VAK43GG
Orange	VAK43OR
Purple	VAK43P
Red	VAK43R
Red/Black	VAK43R/BK
Red/Blue	VAK43R/BL
Teal	VAK43T
Teal/Black	VAK43T/BK
Turquoise	VAK43TQ
Winter Green	VAK43WG

ONE & UP

SWIVEL CUFFS

Available in Black **VAA-10SBK**

Available in Black **VAA-5SBK**

For Shop Vacs

For Shop Vacs

2" Swivel Nut **VASN2**

Comes With Swivel Nut

VAA-10S	VAA-5S	VAA-19S	VAA125-125	VAA125-150	VAA150-150	VAA150-200	VAA200-200	VAS22P
1½" Hose 1½" Nozzle	2" Hose 2" Nozzle	2" Hose 1½" Nozzle	1¼" Hose 1¼" Hose	1¼" Hose 1½" Hose	1½" Hose 1½" Hose	1½" Hose 2" Hose	2" Hose 2" Hose	2" Hose 2" Nozzle

UPHOLSTERY CUFFS

Comes With Swivel Nut

VAA-20	VAA-1	VAA-20A	VAN-115	VANS-115
2" Hose 1½" Cuff	1½" Cuff	2" Cuff	2" Hose 1½" Cuff	2" Hose 1½" Swivel

NOZZLE ADAPTERS

VAA-4	VAA-5	VAA-19
1½" Hose 1½" Nozzle	2" Hose 2" Nozzle	2" Hose 1½" Nozzle

REPAIR CUFFS

VAAC-5	VAAC-4
2"	1½"

NOZZLE ADAPTERS

VAA-15
1½" Hose 2" Nozzle

2" ALUMINUM CLAW With Swivel Cuff

GS20237

1.5" ALUMINUM CLAW With Swivel Cuff

GS20256

ERIE VAC NOZZLES



Part #	Description
EB811500	1.5" Hose Black Plastic Vac Nozzle 13" Long
EB811700	1.5" Hose Black Plastic Vac Nozzle 24" Long
EB812500	2" Hose Black Plastic Vac Nozzle 9" Long
EB812700	2" Hose Black Plastic Vac Nozzle 14"
EB811502	1.5" Hose Yellow SUPER Plastic Vac Nozzle 13" Long
EB811702	1.5" Hose Yellow SUPER Plastic Vac Nozzle 24" Long
EB812502	2" Hose Yellow SUPER Plastic Vac Nozzle 9" Long
EB812702	2" Hose Yellow SUPER Plastic Vac Nozzle 14" Long

magic mistTM Car Fragrance Replacement Parts Carpet Shampooer Parts

MM330444	Nozzle & Hose Assembly
MM333650	Nozzle foaming Manifold
MM334240	Decal Set
MM334243	Front Decal
MM334244	Rear Decal
MM334248	Instruction/Side Decal;
MM338336	Off/On Rocker Switch
MM336866	24V Solenoid Valve
MM338879	Flo-Jet Pump
MM330623	Control Board
MM725	Winter Shampoo

SS/4000 Fragrance Machine Parts

MM331654	Nozzle Block
MM331335	Gun Assembly
MM330431	Hose Assembly
MM330537	Gun & Hose Assembly
MM338328	Red Push Button Switch
MM330623	Control Board
MM336866	24V Solenoid Valve
MM338344	Selector Switch-4 circ.
MM336104	Hose Barb 10-32x1/8"
MM334231	Decal Set
MM337640	1/8" Clear Tubing
MM339920	Tubing Strainers

THE DUALER


- Provide customers with a new 2 option vacuum (conventional or crevice tool) 2" or 1½"
- Easily adapts to existing vacuum
- Increase vacuum revenue



DUALER



Order Decals Separately



Order Decals Separately

Multi-color kit	DE15092
Hang Yellow Hose Here	DE15093
Hang Red Hose Here	DE15094
Hang Blue Hose Here	DE15095
Hang Gray Hose Here	DE15096
Hang Black Hose Here	DE15097

JIM COLEMAN®

Push Button for Combo Vacuums

VAC225



VACUUM CLEANER TEST GAUGE



- 2.5" steel gauge with a rubber adapter designed to fit easily over the intake of a vacuum cleaner hose.
- The gauge uses a metal diaphragm, has an easy to read white dial with black numerals and is scaled from -200 to 0 inches of water vacuum.

GAV200

VAC TOOL KIT



Kit includes:

- 12' hose
- 1 ½" nozzle w/black cuff
- 1 ½" swivel cuff
- claw & crevice tool
- For use with wet/dry vacs

VACTK

Arcadian Services

TAPERED VACUUM HOSE

15' Hose 2"-1 1/2" Diameter

VTH45BK/BK	BLACK
VTH45BL/BK	BLUE/BLACK
VTH45G/BK	GRAY/BLACK
VTH45R/BK	RED/BLACK
VTH45Y/BK	YELLOW/BLACK

*Nozzle not included with hose



VACUUM BRUSHES

GS VAC MOTOR BRUSHES

New Motor Brush

VA30133N

Old Motor Brush

VA30133

VAC MOTOR BRUSH



LAMB VAC MOTOR BRUSH

FOR VAL6336 & VAL6207



LAMB VAC MOTOR BRUSH

FOR VAL9414



Parts for JE Adams Machines



Circuit Board

For Peristaltic Pump

CBA5001

Relay

For 2 Motor Vac

VAA8760

Relay

For 3 Motor Vac

VAA8761110

Toggle Switch

For 6 in 1

VEA1100050

Mounting Adapter

For 24" Dome

VAA9900056

Stainless Steel Dome

24" Dome

VAA8305

Brush Head Decal

For Shampoo/Spot Remover

DEA11000-15D

Peristaltic Pump

VAA950043



Parts for JE Adams Machines

Plastic Motor Mount



VA40022

Spring
For Vac Bag



VA40009

Lock Bar

JE Adams Old Style



VA40025R

Face Plate

Adams #8200 & 9200 Pin Lock



CBA8211

Face Plate (Old Style)

Adams #8200, 8300 & 8500



VA40024

Coin Box

Adams #8200 & 9200 Pin Lock



CBA8204

Coin Box (Old Style)

Adams #8200, 8300 & 8500



VA40027

Gun & Hose Assembly
For Adams #29015



VEA8898

Brush Assembly
For Adams #29015



VEA11000-15

Rocker Switch



VEA1100051

Rocker Switch
For Adams Fragrance Units



VEA11000-55

Inlet Tube for Vac Hose



VAA86157

Selection Bulb

For Adams Fragrance/Vac



VAA5913D10

Allen Screw

For Vac Dome



VA40017

SSAC Timer

For Adams/IDM Vac



TISSAC-A

Weld Pin

For Coin Box



CBA8205

Push Button Light

For Ultra Units



VAA20000-74

Lock Bar

JE Adams New Style (1" Inside)



VA40025

Clean Out Bags

VDC10




VA40011



Part #	Description
VAD1030	18" dia. Doyle/IVS vinyl
VAA8599	J.E. Adams
VA40011	KR/J.E. Adams adjustable
VDC10	Rubber, vac dirt canister
VA30122	G2 Monorail
VAM30119	Tempest Monorail

Motor Gaskets



Part #	Description	Dimensions
VAGS036	Doyle/IVS	
VA40021	Motor Bushing Gasket (8063) Adams/KR	
VA40020	Motor Gasket Adams/KR (8057)	

FUSES




VAA5979D1



VAA5979D2



VAA5979D4



VAA5979D10



VAA5979D01

Part #	Description
VAA5979D1	20 Amp Fuse
VAA5979D2	10 Amp Fuse
VAA5979D4	30 Amp Fuse
VAA5979D10	10 Amp Inline Fuse
VAA5979D01	Fuse Holder

VACUUM LATCHES



Door Clasp
Hinge Only

VA40028



Striker

VA40029



Loop Only
IVS/Doyle

VAI104701



Latch with Loop
IVS/Doyle

VAI104706



Old Style Door Catch
2 piece (Monorail/Nat'l Sys.)

VA30039

Part #	Description
VA40028	Door Clasp/Hinge only
VA40029	Striker
VAI104706	Latch w/loop for IVS/Doyle
VAI104701	Loop only IVS/Doyle
VA30039	Door Catch old style Monorail/Nat'l Sys/G-2 2 PC

Filter Bags



VADHMV



VAD1000



VAC200



VA30041



VAA8074



VA30194



VAM30042



VADSSB



VA40010



FMCP011

Part #	Description
VA40010	2/vac/Adams (Manu.# 8072)
VAD1000	Doyle/Industrial (4/vac)
VA30194	G-2 (rectangular) (3/vac)
VA30041	Old style Monorail (4/vac)
VAA8074	9200 Super Vac
VAM30042	Monorail tempest
FMCP011	Fragramatics Combo Machine (4/vac)
VADSSB	D&S Large single bag
VADHMV	D&H Maxi-vac (5/vac)
VAC200	Coleman Replacement Bag

Door Gaskets

Part #	Description	Dimensions
VAD1040	IVS/Doyle	16" x 12" 3/8" thick
VA8159	Adams/KR	11 3/4" x 14 3/4" O.D. 9 1/2" x 12" I.D. (adhesive on 1 side)
VAM30043	Old Monorail and Tempest	12" x 13"
VA30049	1 pc. door Gasket G-2 vac	22" x 15"
VAGC100	Coleman	3/16 thick, 12 x 17 3/8



VAD1040



VA8159



VAGC100



VA30049




VAM30043

TANK DECALS

31" x 10"

Part #	Description
VA40026R	Red and White
VA40026Y	Yellow and White
VA40026BK	Black and White
VA40026BL	Blue and White
VA40026G	Green and White



TANK DECALS

Old Style Monorail 38" x 10"



Part #	Description
VA318BL/W	Blue/White
VAM30275	Yellow/Black

VACUUM DECALS

4"W x 2½"H
Red, White, and Blue



VA30077



VA30216



VA30301

VACUUM DECAL

4"W x 3"H Red on White



CB0373

J.E. Adams Decals

Part #	Description
DEA8173	Deposit quarters slowly
DEA84241	Super Vac
DEA84232	Dome Decal
DEA84251	Dual Vac/lower canister
DEA84252	Dual Vac/upper canister
DEA84271	Air/Vac tank vac only
DEA84272	Air/Vac tank air only
DEA84273	Air/Vac Dome front
DEA84301	Air machine door
DEA84302	Side Decal air machine
DEA9200FPD	Faceplate Decal w/ Prices
DEA84293	Vac Decal .50¢
DEA84342	Vac Decal .75¢
DEA920012	Blue Super Vac
DEA920011	Yellow Super Vac
DEA920013	Violet Super Vac

IVS Decals

Part #	Description
VAI104585	Power Vac Blue Tank Decal & Blue Dome Instructional Decal
VAI102308	\$.100 Silver/Black
VAI104583	Power Vac Blue Tank Decal & Red Dome Instructional Decal
DKAV100	Air/Vac Decal Kit
VAI102329	Power Vac Yellow
VAI102330	Power Vac Green/Black
VAI102335	Dome Instruction Yellow
VAI102339	Dome Instruction Teal/Black
VAI102349	2 piece Power Vac, red, white & blue
VAI102357	.75¢ Teal/Black
VAI102370	Red/Black Dome
VAI102385	.50¢ Black/Silver
VAI102386	.75¢ Black/Silver



VAI102339



DEA84302



DEA84232



DEA84294



VAI102349



VAI102329



DEA8173



DEA84301

Arcadian Services

VAC MOTORS

VMK19

- Bypass Peripheral Exhaust motor
- **Peak Air Watts, Typical:** 308
- **Sealed Vacuum, Typical:** 89 Inches Of Water
- **CFM @ 2" Inlet, Typical:** 101 Cubic Feet Per Minute Of Airflow
- Plastic Fan End Bracket
- Easy quick connect / disconnect motor terminals
- Double ball bearing for added durability
- Assembled in the USA

VMK19



VMKBRUSH

VAC MOTOR BRUSH REPLACEMENT KIT

Brush Replacement Kit Features:

- 2 replacement brush assemblies
- Instruction sheet for changing brushes
- Brush replacement gauge (tells you if brush is worn enough to change or not)



VMK6565

- Three stage, single speed
- Bypass
- 120 volts
- 5.7" diameter
- Double ball/one sleeve bearing
- Open frame construction
- Provision for grounding
- Designed to handle clean, dry filtered air only
- Assembled in the USA



VMK6565

VMK6309

- One stage, single speed
- Flow-thru
- 120 volts
- 5.7" diameter
- Double ball/one sleeve bearing
- Open frame construction
- Provision for grounding
- Designed to handle clean, dry filtered air only
- Assembled in the USA



VMK6309

VMK4MP

- 441 Peak Air Watts, Typical Sealed Vacuum, Typical: 112 Inches of Water
- CFM @ 2" Inlet, Typical: 106 CFM
- Two-Stage, single speed, Bypass
- 5.7" Diameter
- 120 volts
- Double ball bearing
- Comes with two 9-inch Motor leads
- Assembled in the USA



VMK4MP



KRV100

- Bypass Peripheral Exhaust motor
- **Peak Air Watts, Typical:** 308
- **Sealed Vacuum, Typical:** 89 Inches Of Water
- **CFM @ 2" Inlet, Typical:** 101 Cubic Feet Per Minute Of Airflow
- Plastic Fan End Bracket
- Easy quick connect / disconnect motor terminals
- Double ball bearing for added durability



KRV100

VAC MOTORS

VMK6765



VMK6765

- Three Stage - single speed
- 5.7" diameter
- 120 volts
- UL/CSA recognized
- Dual ball bearings
- Provision for grounding
- Plastic fan end bracket
- Epoxy painted fan case
- Patented air seal bearing protection
- Use in central vacuums, commercial vacuums, and car wash vacuums
- Assembled in the USA

VMK0963470



VMK0963470

- 2 Stage
- 120 volt
- Assembled in the USA

VMK6471



VMK6471

- Two stages, single speed
- 5.7" diameter
- Double ball bearings
- Plastic fan-end bracket
- Epoxy painted fan case to improve corrosion resistance
- Assembled in the USA
- Bypass
- 120 volts
- Provision for grounding
- Open frame construction

VMK6392



VMK6392

- Two stage, single speed
- 5.7" diameter
- Double ball bearings
- Plastic fan-end bracket
- Open frame construction
- Tangential discharge
- Designed to handle clean air only
- Assembled in the USA
- Bypass
- 120 volts
- Provision for grounding

VMK135



VMK135

- QUIET! 2 Stage, 1 Speed
- Quiet Bypass Peripheral Exhaust Motor
- Increased air power efficiency
- Increased peak airpower, typical 313 airwatts
- Increased sealed vacuum, typical: 95
- Inches of Water Lift
- CFM @ 2" inlet, typical: 96
- Easy quick connect/disconnect motor terminals
- Thermoset plastic fan end bracket
- UL / CSA recognized
- Double sealed ball bearings for added reliability
- Provision for grounding

Arcadian Services



LAMB VAC MOTORS

VAL9414

Lamb Dual Ball Motor

- Black motor housing
- 2-stage blower
- 120 volt at 9.0 amp
- 97.0 cfm
- Dual ball bearings
- 1.6 HP
- 50/60 Hz
- Peripheral Air Discharger
- Operating Temp - 32°F - 104°F
- 5.7" Fan Diameter
- Skeleton Frame



VAL9414

Brushes: VALP33474

- Bypass Type - Peripheral Discharge
- Open Enclosure - 97.0 CFM @ 2-In
- Orifice - 84.9 Vacuum (H2O Sealed) - 60/50 Hz
- Max Amps 7.9
- Max Air Watts 255
- All-Position Mounting
- Body Dia 5.7 In



New Style Quiet Motor

VAL9413

VAL6309



VAL6309

- One stage, single speed
- Thru-flow
- 120 volts
- 5.7" diameter
- One ball/one sleeve bearing
- Component recognized by Underwriters Laboratories, Inc.
- Open frame construction
- Provision for grounding
- Designed to handle clean, dry filtered air only

Brushes: VALP33400-7

VAL5334



VAL5334

- Two fan stages
- Bypass
- 7.2" diameter
- 120 volts
- UL/CSA Recognized
- Dual ball bearings
- Provision for grounding
- Tangential air discharge
- Use for central vacuums, car wash vacuums, commercial industrial vacuum systems

Brushes: VALP33415

VAL6392



VAL6392

- Two stage, single speed
- Bypass
- 5.7" diameter
- 120 volts
- Double ball bearings
- Provision for grounding
- Plastic fan-end bracket
- Open frame construction
- Tangential discharge
- Designed to handle clean air only

Brushes: VALP33384

VAL6119



VAL6119

- Three fan stages
- Bypass
- 7.2" diameter
- 120 volts
- Dual ball bearings
- Provision for grounding
- Tangential air discharge
- Epoxy coated fan system
- Use in central vacuums, steam carpet cleaners, commercial/industrial vacuum systems

Brushes: VALP33415

LAMB VAC MOTORS



VAL6336



- Two fan stages
- Bypass
- 5.7" diameter
- 7 amp
- 120 volts
- UL/CSA Recognized
- Ball/ball bearings
- Provision for grounding
- Peripheral air discharge
- Plastic fan bracket
- Use for central vacuums, commercial vacuums, and car wash vacuums

VAL6336

Brushes: VA30034

VAL6757 Quiet Motor



- Two fan stages
- Patented ACUSTEK® quiet bypass
- 5.7" diameter
- 120 volts
- UL/CSA recognized
- Dual ball bearings
- Provision for grounding
- Plastic fan end bracket
- Epoxy painted fan case
- Patented air seal bearing protection
- Use in central vacuums, commercial vacuums, and car wash vacuums

VAL6757

Brushes: VA30034

VAL6565



- Three stage, single speed
- Bypass
- 5.7" diameter
- 120 volts
- Double ball bearings
- Component recognized by Underwriters Laboratories, Inc. (UL)
- Open frame construction
- Provision for grounding
- Plastic fan end bracket
- Open fan construction
- Tangential discharge
- Epoxy painted fan case to improve corrosion resistance
- Patented air seal bearing protection, U.S. patent #4,088,424, that draws air from the outside and prevents bearings from becoming wet

VAL6565

Brushes:

VAL33392-11

VAL6471



- Two stages, single speed
- Bypass
- 5.7" diameter
- 120 volts
- Double ball bearings
- Component recognized by Underwriters Laboratories, Inc. (UL)
- Provision for grounding
- Plastic fan-end bracket
- Open frame construction
- Epoxy painted fan case to improve corrosion resistance
- Patented air seal bearing protection, U.S. patent #4,088,424, that draws air from the outside and prevents bearings from becoming wet

VAL6471

Brushes: VAL33392-6

ALL THE LIGHTS ON THIS PAGE ARE PULSE-START

HUBBELL POLE LIGHTS

GLASS LENS POLE LIGHT

LIPL150	150 Watt Pole Light w/ Bulb & 4" Arm
LIPL150-10	150 Watt Pole Light w/ Bulb & 10" Arm
LIPL250	250 Watt Pole Light w/ Bulb & 4" Arm
LIPL250-10	250 Watt Pole Light w/ Bulb & 10" Arm
LIPL400	400 Watt Pole Light w/ Bulb & 4" Arm
LIPL400-10	400 Watt Pole Light w/ Bulb & 10" Arm

● INCLUDES BULB AND MOUNTING ARM

MOUNTING ACCESSORIES

LIPA4	4" ROUND POLE ADAPTOR
-------	-----------------------



POLES

PART #	HEIGHT	SIZE
LIP10	10'	4" SQUARE
LIP12	12'	4" SQUARE

● OTHER SIZES AVAILABLE ● SPECIFY NUMBER OF LIGHTS PER POLE

WALL MOUNT METAL HALIDE LIGHT WITH PLASTIC LENS

- 150w
- For Use In Car Wash Bays & Tunnels
- Double Tap Ballast
- 120v Or 220v
- 14 7/8w X 15 5/8h X 7 1/4d
- **Bulb Not Included**



LIPS150

WALL MOUNT LIGHT WITH GLASS LENS

- Double Tap Ballast
- 120v Or 220v
- 14 7/8w X 15 5/8h X 7 3/8d
- **Bulb Not Included**



LIPS115

PLASTIC 175 W CEILING LIGHT WITH BULB

LIPS100

Replacement Lens - LI0121



CANOPY LIGHT WITH BULB




LIC0200PS	200 Watt CEW MH Canopy Light w/ Bulb
LIC0250PS	250 Watt CEW MH Canopy Light w/ Bulb
LIC0400PS	400 Watt CEW MH Canopy Light w/ Bulb

REPLACEMENT PULSE-START BALLASTS

LI0270	For 150 Watt Pulse Start
LI0271	For 200 Watt Pulse Start
LI0272	For 250 Watt Pulse Start
LI0273	For 350 Watt Pulse Start
LI0274	For 400 Watt Pulse Start

REPLACEMENT LENS

LI0160



LI0160	PLASTIC REPLACEMENT LENS
LI0165	GLASS REPLACEMENT LENS FITS ALL WALL PACK MODELS

ALL THE LIGHTS ON THIS PAGE ARE PULSE-START

WHAT THIS MEANS FOR YOU...

1. Any light that is purchased from now on will require a pulse-start bulb.
2. Kleen-Rite will continue to sell probe-start bulbs for older fixtures.

The EISA (Energy Independence and Security Act of 2007) is setting efficiency standards for metal halide luminaires, from 150w to 500w, produced on or after January 1, 2009.

BENEFITS OF PULSE-START...

- Improved lumen maintenance by as much as 15%
- Extended lamp life
- Reduced warm-up time to 2 minutes
- Improved color consistency

Pulse-start fixtures MUST have pulse-start bulbs!


PULSE-START QUICK REFERENCE CHART



Fixture Part #	Manufacturer #	Description	Replacement Bulb	Replacement Ballast
Canopy Lights				
LIC0200PS	CFM0820-M	200 Watt CEW MH Canopy Light w/ Bulb	LIBPS200	LI0271
LIC0250PS	CFM0825-M	250 Watt CEW MH Canopy Light w/ Bulb	LIBPS250	LI0272
LIC0400PS	CFM0840-M	400 Watt CEW MH Canopy Light w/ Bulb	LIBPS400	LI0274
Pole Lights				
LIPL150	RCS-A4-P15	150 Watt Pole Light w/ Bulb & 4" Arm	LIBPS150	LI0270
LIPL150-10	RCS-A10-P15	150 Watt Pole Light w/ Bulb & 10" Arm	LIBPS150	LI0270
LIPL250	RCS-A4-P25	250 Watt Pole Light w/ Bulb & 4" Arm	LIBPS250	LI0272
LIPL250-10	RCS-A10-P25	250 Watt Pole Light w/ Bulb & 10" Arm	LIBPS250	LI0272
LIPL400	RCS-A4-P40	400 Watt Pole Light w/ Bulb & 4" Arm	LIBPS400	LI0274
LIPL400-10	RCS-A10-P40	400 Watt Pole Light w/ Bulb & 10" Arm	LIBPS400	LI0274
Wall Mount Lights				
LIPS150	PVL3-150P-18-BZ-L	150 Watt Wall Mount Light w/ Plastic Lens	LIBPS150	LI0270
LIPS150G	PGM3-150P-18-BZ-L	150 Watt Wall Mount Light w/ Glass Lens	LIBPS150	LI0270
LIPS250	PGM3-250P-18-BZ-L	250 Watt Wall Mount Light w/ Glass Lens	LIBPS250	LI0272
LIPS350	PGL-350P-128-1	350 Watt Wall Mount Light w/ Glass Lens	LIBPS350	LI0273
Ceiling Mount Lights				
LIPS100	NRG-415P8	150W Ceiling Mount Light w/ Bulb	LIBPS150	LI0270



Canopy



Pole



Wall



Ceiling

PULSE-START BULBS



LIBPS150	150 Watt Pulse-Start Bulb
LIBPS200	200 Watt Pulse-Start Bulb
LIBPS250	250 Watt Pulse-Start Bulb
LIBPS350	350 Watt Pulse-Start Bulb
LIBPS400	400 Watt Pulse-Start Bulb

HUBBELL LIGHTING GUARDS



Protective Polycarb for lens

LIG200



Wire guard for lens



LIG300



PULSE-START QUICK REFERENCE CHART



Wall Mount



Wall Mount




Surface Mount

Fixture Part #	Manufacturer #	Description	Replacement Bulb	Replacement Ballast
Wall Mount Lights				
LIGS175C	CHWS3175MHF120V	Challenger Series - 175W Wall Sconce	LIGS175C-BULB	LIGS175C-B
LIGS175E	EG2WB175MHPGMT	Eagle Series - 175W Wall Sconce	LIGS175C-BULB	Special Order
LIGS250C	CHWM3250MHF120V	Challenger Series - 250W Wall Sconce	LIGS250C-BULB	LIGS250C-B
LIGS250E	EGM2WB250MHPGMT	Eagle Series - 250W Wall Sconce	LIGS250C-BULB	Special Order
Ceiling/Surface Mount Lights				
LIGS175	SCSMS175PSMVPGM	Scottsdale Surface Mount -175W	LIGS175-BULB	LIGS175-B
LIGS200	SCSMS200PSMVLP	Scottsdale Surface Mount - 200 W (Low Profile)	LIGS200-BULB	LIGS200-B
LIGS250	SCSM-S-250-PSMV	Scottsdale Surface Mount - 250W	LIGS250-BULB	LIGS250-B
LIGS250SS	SCSS-S-250-PSMV	Scottsdale Surface Mount - 250W (Stainless Steel)	LIGS250-BULB	LIGS250SS-B
LIGS320	SCSMS320/153452	Scottsdale Surface Mount - 320W	LIB320	LIGS320B
LIGS320RW	SCEC-S-320-PSMV	Scottsdale Surface Mount - (320W Recessed)	LIB320	LIGS320B
LIGS400	SCSMS400MHRPGMT	Scottsdale Surface Mount - 400W	LIGS400-BULB	LIGS400-B
LIGS400E	EGM2WB400MHPGMT	Eagle Series - 400W	LIGS400E-BULB	Special Order

SCOTTSDALE® SERIES Surface Mount Lights 15 13/16" Square

Part #	Description
LIGS175	Scottsdale Surface Mount -175W
LIGS200	Scottsdale Surface Mount - 200 W (Low Profile)
LIGS250	Scottsdale Surface Mount - 250W
LIGS250SS	Scottsdale Surface Mount - 250W (Stainless Steel)
LIGS320	Scottsdale Surface Mount - 320W
LIGS320RW	Scottsdale Surface Mount - (320W Recessed)
LIGS400	Scottsdale Surface Mount - 400W
LIGS400E	Eagle Series - 400W



Scottsdale Aluminum

LIGS320



Scottsdale Stainless Steel

LIGS250SS



EAGLE® II SERIES Wall Mount



Part #	Description
LIGS175E	175 Watt
LIGS250E	250 Watt

CHALLENGER® II SERIES Die-Formed Aluminum




Part #	Description
LIGS175C	175 Watt
LIGS250C	250 Watt

Arcadian Series

PULSE-START QUICK REFERENCE CHART



Wall Mount



Ceiling Mount

Fixture Part #	Description	Replacement Bulb	Replacement Ballast
Wall Mount Lights			
LIWP150	175W Wall Mount with Molded Glass Lens	LIB175-PS	LIHB175-PS
LIWPS175	175W Wall Pack with Prism Glass Lens	LIB175-PS	LIHB175-PS
LIWPS250	250W Wall Pack with Glass Lens	LIB250-PS	LIHB250-PS
LIWPS400	400W Wall Pack with Glass Lens	LIB400	LIB400-PS
Ceiling Mount Lights			
LIVN41	175W Metal Halide Ceiling Mount	LIB175-PS	LIHB175-PS

12" Square Wall Pack




- 9" Deep
- 175 Max Watt MH
- 150 Max Watt HPS
- Die Cast
- Vandal Resistant
- Prismatic Glass Lens



* Bulb Included!

CEILING MOUNTED WALL PACK

- 12" X 12" Depth 8-5/8"
- Vandal Resistant
- Die Cast Housing
- Textured Bronze Finish
- Polycarbonate Lens
- Vertical Mounted Socket and Reflector



* Bulb Included!

LIVN41	175 MH, VN41, 175W Metal Halide
--------	---------------------------------

LIWPS175	WPS-30 175W Prismatic Glass Lens
----------	----------------------------------

Slimline Wall Pack



- 7" Deep
- 16-1/2"W X 17-3/8"H
- Die Cast
- Vandal Resistant
- Includes Mounting Bracket



* Bulb Included!

Medium Wall Pack



- Molded Glass Lens
- Vandal Resistant
- Die Cast Housing
- Textured Bronze Finish
- 9"H x 14-1/4"W x 7-1/4"D

* Bulb Included!

LIWP150	175 MH, VN41, 175W Metal Halide
---------	---------------------------------

Metal Halide Ballasts HOWARD

LIHB175	175W Metal Halide, 120/208/240/277V
LIHB250	250W Metal Halide, 120/208/240/277V
LIHB400	400W Metal Halide, 120/208/240/277V



Replacement Pulse-Start Bulbs



Part Number	Wattage
LIGS175C-BULB	175 Watt
LIGS200-BULB	200 Watt
LIGS250-BULB	250 Watt
LIB320	320 Watt
LIGS400-BULB	400 Watt

Replacement Pulse-Start Ballasts and Parts



LIGS320LG



LIGS250SS-B



Part#	Description
LIGS250SS-B	Ballast Kit For LIGS250SS
LIGS320B	Ballast Kit for LIGS320
LIGS320L	Glass Lens Scottsdale
LIGS320LF	Lens & Frame for LIGS320
LIGS320LG	Lens Gasket for LIGS320
LIGS320R	Reflector for LIGS320

LSI CROSSOVER LIGHTS

With LSI's Crossover lights, utilizing the state-of-the-art white LED light source, you will enjoy an average life of more than 60,000 hours with constant performance plus significant energy savings -- up to 85% over traditional light fixtures. Its mercury-free light source and sustainable materials of construction and packaging reduce energy consumption, toxic waste and carbon footprint. Further, fixture design and multi-pack cartons result in 60% reduced packaging disposal and waste. This coupled with 1-person installation and zero maintenance makes the Crossover a wise investment.



LED CROSSOVER SOFFIT LIGHT

- White, Channel Mount
- 50 LED
- Please Specify Voltage When Ordering (120V, 208V or 240V)



LIGX1000

LED CROSSOVER MULTI-PURPOSE LIGHT

- White, Direct Mount
- 50 LED
- Works with 120V, 208V or 240V



LIGX2000

LED CROSSOVER POLE LIGHT

- Bronze
- 119 LED



Light Only

LIGX3000

Please specify if attaching to an existing pole.
Retrofit Kit is Needed!

LED CROSSOVER WALL LIGHT

- 63 LED
- Please specify color when ordering (Black, white, bronze or silver)



LIGX4000

LIGX3050

Light & Pole

Pole is 16' tall 4" x 4" square and comes with base cover and anchor bolts.

Arcadian Services

LED WALL PACK

Compair to 100W Metal Halide

LED LIGHT COLOR / QUALITY: The High Output LEDs range from 5,500K to 6,300K Cool White with an available option of 3,000 to 3,700K Warm White on the Kelvin temperature scale. Both are rated for a minimum of 110,000 hours of continuous operation at ambient temperatures from -40°F (-40°C) to 95°F (+35°C).

HOUSING: Die-cast aluminum housing and hinged top, textured architectural bronze powder coat finish over a chromate conversion coating.

LENS: Molded prismatic borosilicate glass lens.

MOUNTING: Cast-in template for mounting directly over a 4" recessed outlet box, or use 1/2" surface.

LED WATTAGE: 33w

LUMEN OUTPUT: 1694.2 lumens



LIGX900

LED RIBBON LIGHTS



- Strands are sold in 100' sections
- 1 installation kit is included with the purchase of a 100 ft strand of LED lights

RTL91000	Red
RTL91010	Amber
RTL91020	Green
RTL91030	Blue
RTL91040	White
RTL91050	Multi-Color (Red, Green, Amber, Blue)

*These ribbon lights can be cut in 3' intervals.
Additional installation kits are needed for each cut section.

RTL91080	36' Mounting Channel for Block Wall Construction
RTL91086	Installation Kit
RTL91090	Controller For Use With (1) 100' Spool
RTL91092	Controller For Use With (1) or More 100' Spools



RED



BLUE



GREEN



MULTI-COLOR



AMBER



WHITE

FLUORESCENT LIGHT QUICK REFERENCE CHART

Fixture Part #	Manufacturer #	Description	Replacement Bulb	Replacement Ballast	Replacement Lens	Replacement Clip
LIFH04	TA/SGT254T5HOMT	4' Fluorescent 2 Light Hi-Output	LIF54T5	LIFH04-BALLAST	LIFH04-LENS	LIFH0408-CLIP
LIFH08	VT/SGT454T5HOMT	8' Fluorescent 4 Light Hi-Output	LIF54T5	LIFH08-BALLAST	LIFH08-LENS	LIFH0408-CLIP

CENTURY VAPOR PROOF HIGH OUTPUT FLUORESCENT LIGHT



* Bulb Included!

Application: This fully weatherproof unit is designed for use in areas of wet location. Designed to withstand direct contact with rain. Ideal for Car Washes! Vapor tight unit is capable of being hosed down for easy cleaning. All units are furnished with UL listed class P thermally protected ballast.

LIFH04	48" - 2 Light T5 High Output 120/277v
LIFH08	96" - 2 Light T5 High Output 120/277v

REPLACEMENT BULB LIFH04 & LIFH08



LIF54T5	54W Replacement bulb for LIFH04 & LIFH08
---------	--

REPLACEMENT PARTS LIFH04 & LIFH08

LIFH04-BALLAST	4' Ballast
LIFH08-BALLAST	8' Ballast
LIFH04-LENS	4' Lens
LIFH08-LENS	8' Lens
LIFH0408-CLIP	4' & 8' Clip

INDOOR/OUTDOOR FLUORESCENT WALL PACK LIGHTING



This is an excellent alternative for Metal Halide and High Pressure Sodium wall packs, MH and HPS require expensive bulbs, transformers and generate a lot of heat. We built this fixture utilizing four 23W daylight spiral fluorescent bulbs that have a combined lumens output of 7400. This generates hardly any heat and no power supply is needed. Bulb replacement is available in any hardware store at \$2.00 to \$4.00 and are rated for 8,000 to 10,000 hours. We vacuum formed the lenses from high impact acrylic. This lens will not yellow in direct sun.

- Dimensions: 13" W x 10" H x 5" D.
- Construction: Baked enamel aluminum body and St. St. hardware with a high impact frosted acrylic face.
- Light Source: Four 23 Watt Spiral fluorescent bulbs.
- Voltage/Amperage: 120VAC / 1 AMP MAX.

LIF423



OLD SYTLE PROBE-START BULBS

LIB175	175W
LIB250	250W
LIB400	400W
LIBS175	175W
LIBS250	250W
LIBS400	400W



OLD SYTLE PROBE-START REPAIR PARTS

LI0150	BALLAST & CAPACITOR SET~175MH
LI0155	BALLAST 250W~ METAL HALIDE
LI0263	BALLAST FOR 400 WATT HUBBEL
LI0260	CAPACITOR FOR HUBBELL 175W
LI0261	CAPACITOR FOR 400W METAL HALID
LI0262	CAPACITOR FOR 250W LIGHT
LIHB175	BALLAST, 175W
LIHB250	BALLAST, 250W
LIHB400	BALLAST, 400W

OLD SYTLE PROBE-START METAL HALIDE BULBS

175 Watt

KRB175

250 Watt


KRB250

400 Watt

KRB400



STAINLESS STEEL TRASH ENCLOSURE



Available in 3 Sizes!!

ORGANIZE YOUR VACUUM & TRASH AREA!

Stainless Steel WALL MOUNTED TRASH CAN

For Self Serve
Bays With Child
Proof Latch


TCBAY



Arcadian Services

TRASH COVER MAT HOLDER

4 SS CHANNEL
MAT CLAMPS
& SS BOLTS
INCLUDED
WITH ALL
UNITS



Retrofit mat holder (top
only) for 18" hole bases

TCMH18

28" x 28" base with
18" hole complete set

TCMH1828COM

30" X 30" base with
18" hole complete set

TCMH1830COM

28" X 28" base with
13" hole complete set

TCMH1328COM

Part #	Size
TC1328	28" x 28" - 13" Hole
TC1828	28" x 28" - 18" Hole
TC1830	30" x 30" - 18" Hole

- Assembled: must be shipped freight
- Unassembled: can be shipped UPS

POLE COVERS



NEVER PAINT AGAIN!


The Ideal Shield® Bumper Post Sleeve eliminates the need for costly scraping and painting of guard posts. Our polyethylene thermoplastic sleeve slides over existing guard posts. Invest in Ideal Shield® Bumper Post Sleeves today for that brand new look for years to come!



Please Know the **CIRCUMFERENCE** of Your **EXISTING POLE!**



Part #	Diam x length	Color
PC352R	3-3½" x 52"	Red
PC352Y	3-3½" x 52"	Yellow
PC452BL	4-4½" x 52"	Blue
PC452G	4-4½" x 52"	Green
PC452R	4-4½" x 52"	Red
PC452Y	4-4½" x 52"	Yellow
PC460BL	4-4½" x 60"	Blue
PC460R	4-4½" x 60"	Red
PC460Y	4-4½" x 60"	Yellow
PC552BL	5-59/16" x 52"	Blue
PC552R	5-59/16" x 52"	Red
PC552Y	5-59/16" x 52"	Yellow
PC571R	5-59/16" x 71"	Red
PC571Y	5-59/16" x 71"	Yellow
PC625Y	6-65/8" x 25"	Yellow
PC652BL	6-65/8" x 52"	Blue
PC652R	6-65/8" x 52"	Red
PC652Y	6-65/8" x 52"	Yellow
PC660R	6-65/8" x 60"	Red
PC660Y	6-65/8" x 60"	Yellow
PC684BL	6 x 84"	Blue
PC756Y	6-65/16" x 56"	Yellow
PC860Y	8-85/16" x 60"	Yellow



CLEARANCE BAR

- 5.25" Outside Diameter X 78" in Length
- Low-density Polyethylene thermoplastic
- Easily Installed
- Never needs paint
- Custom colors available

**chain & screw eyes not included*



Part #	Length	With Lettering
CB01	78"	Yes
CB02	78"	No
CB03	110"	No
CB04	110"	Yes

Arcadian Services



We offer a full line of Wash Systems!
Including In-Bay Units, Tunnels
& Self-Service

Call us today to see the services
we offer. We promise you will
get the best system at the best
price!



MEDIA BOLLARDS

Fits over 6" Diameter Poles - 55" High (11" x 36" flat face for message)

Includes Bracket and Screws

MEBO

Choose Bollard Color: Black, Blue, Yellow, Gray, White, Green, Orange or Brown

Choose Message:



American Flag



No Parking



10 Min Parking



Caution



Enter



Do Not Enter



Exit



Thank You



One Way



Handicap Parking



Stop



Slow



Loading/Unloading

STRIPED MEDIA BOLLARDS

Fits over 6" Diameter Poles - 55" High (11" x 36" flat face)

Includes Bracket and Screws

Choose Bollard Color: Black, Blue, Yellow, Gray, White, Green, Orange or Brown

Choose Stripe Colors:



Black on Yellow



Orange on White



Red on White

MEBO-DIAGONAL

BLANK MEDIA BOLLARDS

Features:

- Low density polyethylene
- Maximum amount of ultraviolet resistant protection
- Withstands extreme temperatures
- 55" high with an 11" flat face for messaging
- Fits easily and securely over new or existing 6" bollards and posts

Choose Bollard Color: Black, Blue, Yellow, Gray, White, Green, Orange or Brown

MEBO-BLANK



CUSTOM MEDIA BOLLARDS

Add your own artwork to a custom media bollard!!!

11" x 36" flat face to add your business information!!!

Features:

- Low density polyethylene
- Maximum amount of ultraviolet resistant protection
- Withstands extreme temperatures
- 55" high with an 11" flat face for messaging
- Fits easily and securely over new or existing 6" bollards and posts

Choose Bollard Color: Black, Blue, Yellow, Gray, White, Green, Orange or Brown

MEBO-CUSTOM




MEDIA BOLLARD BASE

For installation of media bollards with out an existing pole to cover.



MEBO-BASE

POLE COVERS



Round Pole Covers

Whether you call them post covers, bollard covers or post sleeves, they are available in a wide variety of colors. Post Guard is designed with smooth sides and two reflective stripes are recessed near the rounded top.


Part #	Size	Pole Cover Color	Tape Color
PG4552	4 1/2" x 52"	Yellow, Grey, White, Orange, Blue, Green, Red, Brown, Black, Beige	Red, White, Yellow*, Black*, Green*, Blue*
PG4564	4 1/2" x 64"	Yellow	Red, White, Yellow*, Black*, Green*, Blue*
PG0760	7" x 60"	Yellow, Grey, White, Orange, Blue, Green, Red, Brown, Black, Beige	Red, White, Yellow*, Black*, Green*, Blue*
PG8772	8 7/8" x 72"	Yellow, Grey, Black	Red, White, Yellow*, Black*, Green*, Blue*
PG1060	10 7/8" x 60"	Yellow, Green	Red, White, Yellow*, Black*, Green*, Blue*

*These tape colors are available at an additional \$4 per sleeve and may require a slightly longer lead time

Square Pole Covers


Square Post Guard is designed with crisp and clean lines. Its two reflective red stripes are recessed into the high quality yellow polyethylene.

- Solid and thicker
- Durable surface helps prevents scuffing
- Top UV package assures longer fade resistance



Part #	Size	Pole Cover Color	Tape Color
PG4545S	4.5" x 4.5" x 55"	Yellow	Red
PG6565S	6.5" x 6.5" x 55"	Yellow	Red

WHAT SIZE POST GUARD DO I NEED?



Diameter Measures	Post Guard Needed
4.5" or Less	4.5" Post Guard
Greater than 4.5" less than or equal to 7"	7" Post Guard
Greater than 7" less than or equal to 8-7/8"	8-7/8" Post Guard
Greater than 8-7/8" less than or equal to 11.5"	11.5" Post Guard

SLUGBUSTER® I (Old Style)



- Long drop, single coin operation
- 2" Face Plate
- Operates on 24 volts AC
- Has AC and DC credits
- Works with quarters, tokens or dollar coins
- 2 year warranty

CB0265

SLUGBUSTER® II



- Model P-35
- Single Coin
 - For quarter or token applications
 - Available in long and short drop configurations
 - E/Z clean coin path
 - 2 year warranty

- Model P-55
- Dual coin
 - For quarter or token applications
 - Not recommended for use with dollar coin
 - E/Z clean coin path
 - Operates on 24 volt AC
 - No magnet crediting
 - 2 year warranty

PLEASE SPECIFY SHORT OR LONG DROP

CB0280EZ	Quarter only short drop
CB0290EZ	Quarter only long drop
CB0260EZ	Token/Qtr. long drop
CB0275EZ	Token/Qtr. short drop

SLUGBUSTER® III



- Long and short drop models
- E/Z clean coin path
- Operates on 24 volts AC or DC
- Programmable pulse length
- 3 channel audit feature
- No magnet crediting
- 2 year warranty

CB0262EZ	Long Drop
CB0263EZ	Short Drop

MultiTron World Edition



Features:

- Accepts 30+ different coins
- Accepts coin size 0.64 - 1.26" diameter (16 mm - 31.5 mm)
- No permanent sample coin required
- 24 VAC and 24 DC compatible
- Adjustable output pulse
- Program with or without external programmer
- Power loss will not affect memory
- Corrosion proof chassis
- 2" mounting footprint



CB0202

SENSORTRON



Coin Handling Device

- A proven workhorse with over 100,000 units in service since 1981
- Able to electronically size and accept any coin
- Able to accept any denomination coin (foreign or domestic) or desired token
- Automatically rejects and immediately returns any improper coin, token or slug



Requires 24VAC power source. Available in either 2" or 3" faceplate. **Model CB0190** is a replacement insert only and does not include faceplate. Will work with either 2" or 3" faceplate.

CB0201	2" Sensortron
CB0200	3" Sensortron
CB0190 (GS 41)	Insert only for Sensortron

Ar a ian Ser i es

IMONEX

- Ends rust problems
- Anti-stringing device
- Durable, long-lasting materials
- Resists salting
- Ends alignment adjustments
- Easily converts to other coin or token sizes on location
- .984 token size
- Accepts 100% of good coins
- Reduces service calls
- Replaces mechanical coin acceptors
- Reduces customer complaints and vandalism
- Reliable - no moving parts or electrical requirements

Coin Validating Equipment
Z3 UniSystem



IMZ3Q



REPLACEMENT SWITCH

IMS75968

Available for car wash coin operated equipment

- Vacuums
- Air machines
- Coin meters
- Floor mat machines, etc.

For JE Adams Combos

VAA814992

Imonex™ Inserts



IM901



IMS75968



IMS75961

IM906	.900 Token
IM907	.900 & U.S. Qtr.
IM914	.900 & .984 Token
IM901	U.S. Qtr.
IM901C	U.S. Qtr. & Canadian Qtr.
IM909	U.S. Qtr. & .984 Token
IM908	.984 Token
IM928	Canadian Loonie
IMS75961	Switch/Terminal Up
IMS75968	New Switch/Terminal Down

2" Coin Mechanism

Measure across faceplate

A popular mechanical acceptor for coin vaults, vacuums, or coin meters. They feature a chrome face plate and a coin return for wrong coins. Metal internal mechanisms are standard.



CB0212



REPLACEMENT SWITCH

ST0305

3" Coin Mechanism

Measure across faceplate



CB0203

REPLACEMENT SWITCH

ST0301



COIN INSERTS

US & CANADIAN COIN INSERT
(WITHOUT MAGNET)



CB0219

US Coin Insert (with magnet)	CB0218
Token Insert Only .984	CB0252
.984 Token/.25 mech.	CB0251

IMONEX ELECTRONIC COIN ACCEPTORS

IM205	2 Coin Mech
IM00001626	Multiple Coin
IM206	Single Coin

IDX Coin Acceptors



IDXMA800

Anti-Stringing

IDXMA800AS

- Long Drop foot print
- 24 VAC 50/60 cycles
- Accepts up to 6 coins & or tokens
- Coin sizes accepted 0.888" to 1.125" special order for other sizes
- Field teachable Only 6 coins required
- Unwanted Coin slot
- Measures diameter of coin with in 0.0115"
- Reads the metal signature 3 ways in 3 places.
- MA19 Stainless Steel Snap In face plate
- Spring loaded for easily remove jammed coins
- Personality plug removable

IDX Coin Acceptors



Model CR39

IDXX10

Model CR5A

IDXX10-5A

- Long Drop foot print
- 24 VAC 50/60 cycles
- Accepts up to 6 coins & or tokens
- Coin sizes accepted 0.888" to 1.125" special order for other sizes
- Field teachable Only 6 coins required
- Unwanted Coin slot
- Measures diameter of coin with in 0.0115"
- Reads the metal signature 3 ways in 3 places.
- Spring loaded for easily remove jammed coins
- Personality plug removable

Greenwald Specials

VERTICAL 8 CHUTE

- 24 PRICE OPTIONS .25 TO 2.00
- ANTI-CHEAT GATE
- STAINLESS COIN SIZING DOGS
- THE INDUSTRY STANDARDS

Money Boxes Available

GR20-1000-1



COIN COUNTERS

Non-Resettable

24 Volt Impulse Counter

CB0255

110 Volt Impulse Counter

CB0256



The 5 Coin EP-5 PLUS Programmable Acceptor



- Long and short drop
- Simple to program
- Easy-read status display
- Rugged and waterproof
- AC and DC switch out
- No sample coins required
- Variable pulse width
- 3 tolerance levels
- Precision discrimination
- Industry standard hook-up
- 2 year warranty

Also available: Custom configurations for European coins, security tokens and digital applications. Call for details!!!

5 Coin Mechanism (long)


SECEP5LD

5 Coin Mechanism (short)

SECEP5SD

EUROPEAN REJECTOR Fits Monorail Vacs and Coin Boxes

CB0205



Replacement Switch - ST0300

COIN ACCEPTOR



For Air Machine



IM783

- IMONEX® patented, no moving parts, manual coin processing system
- Dramatically reduces coin related service calls and machine downtime
- One piece acceptor / bracket assembly; no alignment necessary
- U.S. and foreign coin / token models available
- Hinged gate area for inspection
- Injection molded for high tolerance consistency
- Durable plastic does not sweat or corrode like metal; ends rust problems

GREENWALD VACUUM CONVERSION KIT

Electronic Upgrade Conversion Mech
110 Volt Timer

Must Be Used Together

Keltner VA3 Timer

VA30500

Timer



Keltner VAG Mech

VA30504

These two parts together create the Conversion Kit.

KELTNER GR8 COIN MECH

24 Volt

CB0296



Microcoin QL

Simple Installation

Competitive Pricing

Standard Features

The QL is a "Quantum Leap" over our last 8 years of coin acceptor superiority

One-Button Programming

- U.S. coinage pre-programmed, up to 5 additional coins may be "quick learned". All coins may be turned on/off at the touch of a button.

Part # -

MCS5T

No Interface Board Required

- Industry standard 4 wire set-up

On-Board Diagnostics

- Diagnostics LED provides visual feedback on the validator status

Computer Programmable

- "QL Talk" is a powerful Windows-based diagnostics software (optional) package that allows for full-diagnostics, testing, and programming.
- Individual coin parameters can be downloaded directly into the coin acceptor. The QL is equipped with serial communications port and is internet ready.



Standard 4 Wire Hook-Up

- 24 vac, common, 2 coin pulse wires



Anti-Jamming Design

- The past 8 years have proven Microcoin design to nearly eliminate coin jamming
- Acceptance rate of 10 coins per second

Easy Internal Access

- Simple access to the coin path
- Coin acceptor is easily removed from bracket

Electronic & Mechanical Anti-Stringing

- Anti-stringing measures designed to meet "Las Vegas" standards
- 1/2" stainless steel prongs capture the coin

Additional Information

- Warranty: 2 Year Manufacturer
- Voltage: 24VAC
- Dimensions: 7³/₄" x 2" x 4"
- Bracket: Long Drop Style
- Coin Thickness: 1.0 mm to 3.4 mm
- Coin Diameter: 16mm to 34 mm

TIMEMASTER

Timemaster is a "state-of-the-art" time controller that provides precise timing control



CBO313



Remote Controller
CB0313R

Display:

Uses a green display for maximum visibility
Price to start is displayed when timer is not in use
As coins are accepted, timer displays balance due to start the wash

Cabinet:

Housed in water resistant, high impact case (3"W x 1 3/4"H x 3 3/4"D)
designed to fit in most coin boxes

Time Readout:

Time is accumulated as each coin is deposited
Additional time may be purchased at any moment during timer operation
Time displayed in minutes and seconds
Display flashes during last minute of the cycle

Last Minute Alert:

Horn sounds when 1 minute remains for wash cycle

Changeover Time:

Product changeover for low pressure products programmable for up to 4 products from 1 to 59 seconds

Bonus Time:

Programmable from 0 seconds to 4 minutes

Grace Time:

Programmable from 0 to 59 seconds



WEEP MIZER

- Cycles your weep system on and off for maximum dollar savings
- Continuous display of outside temperature for your convenience
- Automatic secondary function controlled by rise or fall of temperature
- Easy manual override of automatic operation for either input
- Use of multiple sensors possible; weep system controlled with coldest reading
- Battery backup to eliminate reprogramming in case of power failure
- Built in "FAIL SAFE" program for peace of mind operation
- Easily programmable with two push buttons
- Maintains memory of what time temperature was below turn on point, time water actually ran, in hours, high/low temperature since last reset.

TIO100



DIXMOR

NEW Replacement Sensor

Weepmizers purchased **AFTER 2/22/10** come with a new yellow sensor. These new yellow sensors will not work on the Original Weepmizers.

TISENSOR-10
Standard Length 50 ft.

ORIGINAL Replacement Sensor

Any Weepmizer purchased **BEFORE 2/22/10** will need the original gray sensor.

TISENSOR
Standard Length 50 ft.

U.S. PARAPLATE TIMER



VA24400

- 24 or 120 Volts
- For coin boxes or vacuum
- Up to 15 coins

Vacuum Timer



VA30500

- Model VA3
- 110 V.A.C. with fuse holder

MONORAIL ACCUTIMER

- 24 Volt Timer
- Fits Monorail G2 vacs and Monorail coin boxes
- Model 15080



CB0301

Bay Timer



- Model 9D
- 24 Volt



CB0303

OLD STYLE MONORAIL & NATIONAL SYSTEMS

- Solid State timer 1-15 coin start
- 15 seconds to 7 minute time settings
- 110 Volt
- Used on Monorail and National Systems vacs
- Model MRT-1 is now an infitec conversion timer



VA30206

Dilling-Harris COMPU-Timer

- 24V
- Used as Coin Box Timer or in Max Vac



DH77787

VAC OR BAY TIMER



- ACCUMULATES 1-25 COINS
- CANCEL BUTTON
- LAST COIN ALERT FEATURE
- ECONOMICAL REPLACEMENT FOR OTHER DUAL VOLTAGE TIMERS

24/120v

TIKR84C

INFITEC VEND 2000

- Dual voltage
- Isolated Low Voltage Coin Switch
- Dip Switch Settings
- Accumulating
- Cancel Button

TIKR2000



120V VAC TIMERS

DIAL TYPE MODEL



- 1 - 15 COINS
- 30 AMP OUTPUT

TIKR505

24V TIMER

- 1 - 15 COINS
- CANCEL BUTTON
- ACCUMULATES
- REPLACEMENT FOR GINSAN GS7

TIKR402



DIP SWITCH TYPE MODEL

- 1 - 15 COINS
- 30 AMP OUTPUT

TIKR540



110V TIMER

- 1 - 15 COINS
- HAS 24V OUTPUT FOR SENSORTRON HOOK-UP
- IDEAL FOR VAC UPGRADES
- REPLACEMENT FOR GINSAN GS9

TIKR403



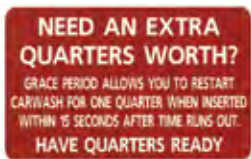
24V GRACE TIMER®



- An inexpensive alternative to "Digital" or "Last Alert" Timers.
- The Grace Timer allows your customers a 15 second "Grace Period" after the time cycle has expired to insert additional coins without putting in a full vend price.
- 24 volt operation
- 2 year warranty

CB0330

Decals



CB0332



CB0331

SSAC VAC TIMER



With Extra Terminal
NON
Accumulating

TISSAC-A

- Solid state timer
- 1-7 coin start
- 120 Volt
- 30 amp output
- Used on Tempest and Monorail vacs

- USED ON ADAMS VACS/ IDM

Mfg. Model # HRV43AE

TISSAC-ABKT

With mounting plate

With Extra Terminal
Accumulating




DUAL VOLTAGE SUPER TIMER

- Grace time
- Counter output
- Last minute alert
- Accumulating

SECST



MX48 BY IDX



- Multiplex Controller with 8 Inputs and 1 Constant Outputs
- Replaces PLC's and Multi Relay Setups Used for the Multicolor or Low Pressure Wax and Brush Systems.
- Has 1 Constant Output and 3 Separate Timed Outputs Controlled by 1 Switch with 5mSec Overlap

IDXMX48

MX8 BY IDX

- 2 Second delay for both on & off starts



IDXMX8

- Multiplexer for low pressure deliver system
- Longer life on rotary vane pumps & spot free pumps
- Saves on chemical
- Reduces air lock on air pumps
- Inputs 8 at 24VAC
- Output 24VAC or 115VAC
- Output Load 25AMPS
- Heavy Duty Aluminum heat sink

IDXMX10

MX10 BY IDX

- 1 Second delay for both on & off starts



IDX LED TIMER

- Patented TwoTime Select, designed for combo vac's or specials
- High output field replaceable LED's
- 3 32 characters each programmable messages
- 24vac 2.5 amps continuous load
- Horn output 24vac

Burglar alarm, Horn Output,
protected from short circuit

IDXLTT802BHP

Horn Output,
protected from short circuit

IDXLTT802HP



Programmer with cord for all IDX
Display's & Display Timers

User can change the messages, time
and retrieve coin counts

IDXRC800

BT912 BY IDX



- Displays Coin Value Deposited and Time Remaining
- Scrolls a Changable Welcome Message
- Last Coin Alert and Coin In Beep Output
- Two Time Select, Relay Out Put
- High Output LEDs
- "Card Display Protocol"

IDXBT912

AT411E BY IDX



- Accumulating Coin Input Only
- Flat Pack Timer
- Input & Output: 115 VAC or 24 VAC
- Reduces air lock on air pumps
- (2) 25 Amp SCR Outputs mounted on Heavy Duty Aluminum Heat Sink

IDXAT411E

AT413 BY IDX



- 24 VAC Coin Acceptor Output
- 256 Coin Accumulation
- Automatic Resetable Fuse on 24 VAC Terminal to protect coin Acceptor
- Flat Pack Timer
- Input & Output: 115 VAC or 24 VAC
- Reduces air lock on air pumps
- (2) 25 Amp SCR Outputs mounted on Heavy Duty Aluminum Heat Sink

IDXAT413

BT922 BY IDX



- Mounted in a Stainless Steel Case with Lexan Window
- Large Ultra Bright Red LED Display Area
- Last Coin Alert and Coin In Beep Output
- Two Time Select, Relay Out Put
- Output Can Switch out Multipull Voltages 5 to 24 VAC/VDC or 115 VAC - 5 Amp Single Pole Relay, Horn or Strobe and Short Circuit Proof
- Scrolls the Service That is in Use Every 10 Sec. While Counting

IDXBT922

TIGS401

24 volt Accumulative Timer

Replaces TIGS255, TIGS87, TIGS8, TIKR255

Input Power: 20 - 32 VAC

Power Output: 24 VAC

Time per coin: 1 - 511 seconds

Coins to Start: 1 - 31 coins

Coins Accumulated: 1 - 255 Coin Pulses

Quick Restart Time: 1 - 60 seconds

Low Time Alert: 1 - 120 seconds

Overload Protection: Built in

Display: # Coins or Tokens Accepted

Warranty: 2 years



TIGS401

TIGS30

Triple Foam Timer

- Cycles 3 time-adjustable outputs.
- Requires 24 VAC for operation.
- Used in Kleen-Rite Triple Foam Unit & can be used as a replacement timer in other triple foam units.

TIGS30



TIGS402

Replaces TIGS-7 & TIKR-7

Time per coin: 1 - 511 seconds

Coins to Start: 1 - 31 coins

Coins Accumulated: 1 - 255

Typical Applications: Bay

timing, Fragrance & Shampoo machines, and Vacuums (with TIGS26 Vac Driver)

Overload Protection: Built in

Warranty: 2 years



TIGS402

TIGS400

Countdown Display Timer

Communicate with your customer through a variety of custom programmable messages.



TIGS400

Features

- 24 Volt System
- Timer Activation Values: .01 - \$99.00
- Timer Cycle: 0-99 minutes
- Pulse Accumulation Maximum: 255
- Low Time Alert: 1-60 seconds (Adjustable)
- Quick Restart Time: 1-60 seconds (Adjustable)
- Start Up Delay: 1-30 seconds (Adjustable)
- Beeper Volume (Adjustable)
- Bonus (Time) Levels: Three field adjustable levels.
- Event Cycles: Two field adjustable levels. (Start Up Value & Time can be adjusted)
- Programmable Wash Greeting: 32 character maximum. (Message will scroll depending on length)
- Language Options: English, Spanish, German and French
- Currency Options: Dollars, Tokens, Euros and Pesos

Optional Remote



GS77115

TIG403

Replaces TIGS-9, TIKR-9, TIGS-11 & TIGS-101

Vacuum Motors Driven: 3 motors

Time per coin: 1 - 511 seconds

Coins to Start: 1 - 31 coins

Coins Accumulated: Up to 255

Overload Protection: Built in

Warranty: 1 years



TIGS403

Arcadian Services

CONTROLS



TIGS31

Countdown Display GS31

As coins are deposited, the amount of time being purchased is displayed on the bright red, high intensity, L.E.D. display. When the bay starts, the TIGS31 begins to count-down and will flash for the last minute of time. Any time during the cycle extra coins can be added and the display will instantly update the time remaining. Simple to install. See mounting instructions below.



TIGS31

Mounting Bracket

TIGS31MB

Stainless Steel Bracket allows for mounting of TIGS31 at 45° angle in corner of bay

TIGS20

Audible Alert Kit

Buzzer activates for the first 10 seconds of the last coin's worth of time. A 24 V light connected to the unit (included) will flash for the entire last coin's worth of time. **Comes with wiring harness, light and decal.** To be used in conjunction with TIGS401 or any timer with low time alert output.



TIGS20

TIGS31B

Countdown Display with Audible Alert (Buzzer)

With all the same features of the TIGS31, the TIGS31B goes one step further. When the last minute of time is reached, the display will flash and also activate it's built-in buzzer for 10 seconds.



TIGS31B

LOOSE BUZZER

TIGS31BL

Loose Buzzer Style

Stainless Steel Cover

TIGS31BC

Stainless Steel Cover for TIGS31B

Time Remaining Decal

TIGS31BD

For TIGS31B - (Blue and Yellow)



TIGS16D

R.O Pump

Reverse osmosis pump control with input for 12 bays. Output operates after 1 second delay.



TIGS16D

TIGS26



Vac Driver

This vacuum interface provides 24 V power to operate a TIGS7 or similar timer and also drives the vacuum motors. Eliminates the need for a transformer and relay.



TIGS26

DIXMOR TIMER LED7 Model

CB0316



- 1 - 20 coin start
- 1 - 599 seconds per coin
- Left 2 zeros flash during last minute
- Continuous time remaining display
- Accumulates up to 99 minutes and 59 seconds
- Sun block filter available if desired
- Easily programmed with 2 push buttons
- Quartz crystal for maximum accuracy
- Additional coins any time during operation
- Display reads "fail" if coin switch jams
- Friendly greeting displayed when not in use
- Friendly message displayed when time runs out
- Adaptable to any coin acceptor
- Built in self charging battery - no program loss if power fails
- Built in resettable coin counter
- Your choice of 5 second pulse or continuous last minute horn output

**MUST USE CB0316-SERIAL For Wash Gear Credit Card Systems

DIXMOR TIMER PARTS

CB0319



Part #	Description
CB0317	Dixmor Stainless Steel Timer Case
CB0318	3 x 3 Lexan Cover
CB0319	Horn for Dixmor Timer
CB0320	Decal - Last Minute Alert
CB0321	LED7 Plug & Wiring Harness
CB0321-3	LED3 Plug & Wiring Harness
CB0322	Case Only, Dixmor Timer
CB0327	Mounting Bracket for TM3 and TM5
DM5H	DM5 Wiring Harness
DM5R	Remote for DM5, CB0316, DMD2002

DIXMOR

LED6 Model



- Shelf mount timere - case size 3.5"W x 2"T x 3"D
- Super bright red dot matrix LED Display 2.5" x 3/4"
- Standard 24VAC timed load plug four extra inputs and four extra outputs for combo machines
- Two separate time and price settings. One for timing standard output, one for timing extra outputs.
- Credit card input with advanced features: count up in time or money, display programmable message during countup
- All the standard features of the LED5 and LED7 Timers

LED6 Vac/Bay Timer
(Replaces the DM5)

DMLED6

LED6S Dual Fuction
Combo Vac/Bay Timer
(Coleman™ 1034R Replacement)

DMLED6-S

**If you are replacing a Coleman™ Timer please let your order taker know. You may need to purchase a DMLED6-BRKT (mounting bracket).*

DX-1064 Indoor Message Board



15 Programmable Messages
128 Characters Each
Case: 20½" W, 6½" T, 2 ¾" D
Display: 15¼ W x 2½ H
Built in Transformer - Ready to Plug In

DMD1064



DIXMOR

LED 9 RETROFIT

DM9-RETROFIT

LED 9 Retrofit
Comes with LED 9 Display & Two mounting brackets for easy mounting in Popular Brand Timers. Board & Hardware Included. 10" x 7" x 3"

DIXMOR



DM9

Single Function

DM9MF

Multi Function
(used in JE Adams Combo Vacuums)

- 2 1/4 x 7 3/4 dot matrix display
- Multi-Function timer capable of controlling six different functions
- When function changes, timer recalculates time remaining
- Operator programmable messages for function name and/or welcome message
- Same standard features as small Dixmor timer - Bonus time, Courtesy time, remote control, bilingual standard messages
- Enclosed in watertight ABS plastic case 3 1/8 x 9 1/2 x 3 1/4
- Auto dimming display. Adjusts display brightness for changing light conditions
- Available with standard brightness displays or SUPER BRIGHT displays
- Also available as a single function timer for self-serve bay use

DIXMOR ULTIMATE TIMER



DMD2002

- Giant 3 1/2" x 11 1/4" dot matrix L.E.D display
- Water tight stainless steel enclosure 19 x 8 1/2 x 1 1/2
- Programmable, moving sign board type display
- Programmable weekly or daily specials
- All standard features plus many more
- "More coins needed" prompt eliminates complaints
- "Last minute warning" horn output
- Inventory manager keeps track of many timer functions
- 24 hr. real time clock controlled secondary output
- Remote turn on of timer output
- Built in sun switch, light control feature

DIXMOR BAY TIMER



DMD300

- 4" numbers
- Two coin acceptor inputs
- One timed output
- Last minute warning
- Bonus time, common courtesy time
- 12 1/4 x 8 x 2 stainless steel enclosure

DIXMOR

DRYER TIME DISPLAY



DMD200

- Dryer Time Display
- One Pulse Start - No timed output
- 4 inch numbers
- Counts down in seconds or in minutes
- Standard 110V
- 9 1/2 x 11 x 2 stainless steel enclosure



Dryer Pedestal

DMD200-S

FREE STANDING STAINLESS STEEL SINK

*Handwringer not included with sink

- 24" H x 15" W x 16" D

HWD5718



STAINLESS STEEL SINK FOR HANDWRINGER

- 8" H x 17 3/4" W x 16 1/4" D

HWSINK



STAINLESS STEEL HANDWRINGER BY DRALCO

HWD7625SS



HANDWRINGER BY DYNA-JET

Designed to withstand the car wash industry!

- Molded aluminum frame
- Aluminum handle with PVC hand grip
- Painted in hard shell black
- Bronze oil lite bearings
- Stainless Steel bolts & fasteners



- Light-duty car wash design
- Commercial/home use
- Clamp-on style

HWD38

- 24" H x 15" W x 16" D
- Heavy-duty car wash design
- Flat plate bolt-on style

HWD44

PARTS FOR HWD44

Part #	Description
HWDP2023	Upper Roller
HWDP2024	Lower Roller
HWDP2025	Shaft Bearing
HWDP2026	Handle with grip
HWDP2028	Adjusting bolt/nut
HWDP2029	Tension Spring
HWDP2030	Drip Tray

THE HANDWRINGER BY LAKE CITY

Removes twice as much water as spin dry!

HW763

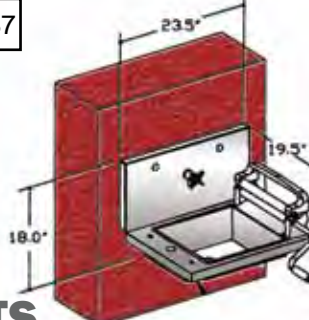


- Removes 90% of the water
- Has adjustable spin
- Has rustproof, all steel frame, steel tube handle, and zinc plate finish
- Attach to stationary or portable tubs (round or square)
- Clamps open to 1 3/4"
- Equipped with rolls 12" x 1 7/8"

WALL MOUNT STAINLESS STEEL SINK

*Handwringer not included with sink

HWD3287



PARTS

HWP25105	Crank Handle Complete
HWP4202	Upper Wringer Roll
HWP4941	Lower Wringer Roll
HWP80135	Top Assembly

Ar a ian Ser i es

STAINLESS STEEL WRINGER SINK

- 24" H x 15" W x 16" D
- Perfect for mounting handwringer
- Also available: Push Button Water Package

HWKRSINK

Water Button Kit

HWPB



SPRAY GUNS

- The gun of choice for years
- Interchange with CAT 32121 gun parts
- Max Flow 10.5 GPM
- Max Pressure 4000PSI
- Max Temp. 300° F.
- Inlet 3/8" FPT
- Outlet 1/4" FPT



GUK600W	WEEP
GUK600NW	NON-WEEP

REPAIR KITS

GUK600KW	WEEP (For guns manufactured up to 2007)
GUK600KW-N	WEEP (For guns manufactured 2007 and after)
GUK600K	NON-WEEP
GUK600H	NON Weep Housing with screws
GUK600HW	WEEP Housing with screws

ECONOMY #1 NON-REPAIRABLE

- The economical choice
- Max Flow 9 GPM
- Max Pressure 3600PSI
- Max Temp. 160° F.
- Inlet 3/8" FPT
- Outlet 1/4" FPT
- Materials: Stainless Steel, Brass, Plastic, Buna-N, Teflon



GUKE160W	WEEP
GUKE160NW	NON-WEEP

EASY PULL

- Easy pull trigger
- Max flow 10.5 GPM
- Max PSI 4000
- MaxTemp 300° F.
- Inlet 3/8" FPT
- Outlet 1/4" FPT



GUKEZW	WEEP
GUKEZNW	NON-WEEP
GUKEZK	REPAIR KIT

STRAIGHT GRIP GUN

- **NON-WEEP**
- Brass discharge fitting
- Max flow: 10.5 GPM
- Max Pressure: 4000 PSI
- Max Temp.: 300° F.
- Rear Inlet: 3/8" FPT
- Outlet: 1/4" FPT



Repair Kit

GUK700NW

GUK700NWK

GIANT GUNS **GIANT**

- Brass discharge fitting
- Max flow: 10 GPM
- Max Pressure: 5000 PSI
- Max Temp.: 300° F.
- Rear Inlet: 3/8" FPT
- Outlet: 1/4" FPT



Made in The U.S.A.



REPAIR KITS

PU21240	WEEP
PU21227	NON-WEEP

Part #	Style	Outlet
PU21250	Non-weep	SS
PU21255	Weep	SS
PU21260	Non-weep with recessed fitting	
PU21265	Weep with recessed fitting	
PU21290	Non-weep	Brass
PU21295	Weep	Brass

DUMP GUNS

Dump guns are designed to allow low pressure spray while trigger is released and high pressure when trigger is pulled.

- Max flow 10 GPM
- Max Temp. 140° F
- Max Pressure 3000 PSI



Barrel Length: 16"

- 12" lance handle
- Inlet 3/8" FPT
- Outlet 1/8" FPT

GUKD85WL



Barrel Length: 15"

- Overall length 25"
- Inlet 3/8" FPT
- Outlet 1/8" FPT
- Eliminates need for regulator or unloader valve

PU32300

REPAIR KIT
PU32763

Arcadian Services

GUNJET®



- Brass valve body, SS parts
- Bottom trigger pivot
- Inlet swivel eliminates hose twisting
- Viton O-rings
- Impact resistant handle
- Max flow: 10 GPM
- Max Pressure: 4000 PSI
- Max Temp.: 300°F
- Rear Inlet: 3/8" FPT
- Outlet: 1/4" FPT

All Repair Kits



Part #	Style	Repair Kits
GUSS4NW	Non-Weep	GUSS4NWK
GUSS4W	Weep	GUSS4WK
GUSS4NWS	Non-Weep	GUSS4NWK
GUSS4WS	Weep	GUSS4WK

PERFECT CAR WASH GUNS



- Choice of Front or Rear Entry
- Stainless Steel Ball & Seat
- Less Operator Fatigue



PART #	MAX PSI	MAX GPM	INLET (NPT)	OUTLET (NPT)
FRONT ENTRY - MAXIMUM TEMPERATURE IS 210°F				
HYG17W	2150	7.0	3/8"	1/4"
HYG17NW	2150	7.0	3/8"	1/4"
REAR ENTRY - MAXIMUM TEMPERATURE IS 300°F				
HYG18W	4000	7.0	3/8"	1/4"
HYG18NW	4000	7.0	3/8"	1/4"
HYG32W	4000	7.0	3/8"	1/4"

GUNJET®

NON-REPAIRABLE



- Brass valve body, SS parts
- Bottom trigger pivot
- Inlet swivel eliminates hose twisting
- Viton O-rings
- Impact resistant handle
- Max flow: 10 GPM
- Max Pressure: 4000 PSI
- Max Temp.: 300°F
- Rear Inlet: 3/8" FPT
- Outlet: 1/4" FPT



Part #	Style
GUSSAA70	Non-Weep
GUSSAA70W	Weep

TRIGGER GUN

Durable "Zytel" body with new heat resistant trigger for longer life, less breakage.

- Anti-Fatigue design
- Stainless Steel ball, seat
- Max flow 10GPM
- Max pressure 4000PSI
- Max Temp. 300° F.
- Inlet 3/8" FPT
- Outlet 1/4" FPT

WEEP	PU36141
NON-WEEP	PU36140
REPAIR KIT For both guns	PU36080



TYPE II TRIGGER GUN



- Light trigger pull *Spring loaded positive shutoff
- SS ball and rod *Viton seals
- Forged brass valve housing
- Max flow 10 GPM
- Max PSI 3000
- Max Temp. 300° F.
- Inlet 3/8" FPT
- Outlet 1/4" FPT



Part #	Style
GUP106	WEEP
GUP106N	NON-WEEP

ECONOMY GUNS



Part #	Weep	GPM	PSI
GU6519NW	Non Weep	7	3100
GU6520NW	Non Weep	8	4000
GU6520W	Weep	8	4000
GU6525NW	Non Weep	10	4500
GU6525W	Weep	10	4500



SUTTNER TRIGGER SPRAY GUNS



SUTTNER TRIGGER GUN FEATURES

- Unitized Stainless Steel ball & seat
- Glass filled Polamid grip
- Heavy-Duty rebuildable brass valve body
- Available in both Weep or Non-Weep styles
- Contour design for hand comfort
- Available in wide variety of styles
- Rated for temperatures up to 300° F

SUT1500 SERIES

Our Most Popular Gun!!



- Inlet: 3/8"
- Outlet: 1/4"
- Max PSI: 4000
- Max GPM: 12.0

SUT1500W	WEEP
SUT1500NW	NON-WEEP

REPAIR KITS

SUT1500WK	WEEP
SUT1500NWK	NON-WEEP

SUT810 SERIES

Front Inlet!!

Inlet & discharge are both in the front of the gun, rather than through the gun body.

- Inlet: 3/8"
- Outlet: 1/4"
- Max PSI: 1900
- MaxGPM: 8.0



SUT810W	WEEP
SUT810NW	NON-WEEP

Repair Kit - SUT810K (Weep)

LOW PRESSURE ONLY!

NEW! No Trigger!

Great for Triple Foam Application!!



SUT1500H

- Inlet: 3/8"
- Outlet: 1/4"

SUT1100 SERIES

New 15 oz. Light Weight Gun!!

- Inlet: 3/8"
- Outlet: 1/4"
- Max PSI: 3000
- Max GPM: 7.0



SUT1100W	WEEP
SUT1100NW	NON-WEEP

REPAIR KITS

SUT1100WK	WEEP
SUT1100NWK	NON-WEEP

SUT2300 SERIES

Easy Pull!! Special "relax action" for easy trigger pull.

- Inlet: 3/8"
- Outlet: 1/4"
- Max PSI: 4500
- Max GPM: 12.0



SUT2300W	WEEP
SUT2300NW	NON-WEEP

REPAIR KITS AVAILABLE

SUT601 SERIES

Straight Non-Weep!!

A unique 15° angle designed for extended length lances for higher reach.

- Inlet: 3/8"
- Outlet: 1/4"
- Max PSI: 4000
- MaxGPM: 12.0



SUT601NW	NON-WEEP
SUT601W	WEEP

REPAIR KITS AVAILABLE

SUT2600 SERIES

Anti-Fatigue!!

Special "relax action" for easy trigger pull.

- Inlet: 3/8"
- Outlet: 1/4"
- Max PSI: 4500
- MaxGPM: 12.0



SUT2600NW	NON-WEEP
-----------	----------

REPAIR KITS AVAILABLE

Arcadian Series

JE Adams

5030 Series American Made

- Brass valve body
- Max flow: 12 GPM
- Max Pressure: 4500 PSI
- Max Temp.: 300° F.
- Brass Inlet: 3/8" FPT
- Brass Outlet: 1/4" FPT



GU0114	WEEP
GU0114BL	ALL BLUE WEEP
GU0114-EW	EXTRA WEEP
GU0115	NON-WEEP
GU0114K	WEEP REPAIR KIT
GU0114K-EW	EXTRA WEEP REPAIR KIT
GU0115K	NON-WEEP REPAIR KIT

SPRAY GUNS

Part #	Max Flow	PSI	Max Temp	Inlet	Outlet
ARAL112	10 GPM	4060	300° F	3/8"	1/4"
ARAL19W	8 GPM	4500	300° F	3/8"	3/8"
ARALSK2	6.6 GPM	3625	140° F	3/8"	3/8"



GUN FITTINGS



Paraplate
GUP251



Giant
PU21256



JE Adams GU5062

COMPANY	PART #	DESCRIPTION
	GUP250	NON-WEEP DISCHARGE UNIT
	GUP251	WEEP DISCHARGE UNIT
	GU5062	INLET FITTING
	GU5038	DISCHARGE FITTING
	PU33305	3/8" INLET FITTING
	PU32006	DISCHARGE FITTING
	GUK615	3/8" INLET FITTING
	GUK620	1/4" OUTLET FITTING
	PU21257	INLET FITTING
	PU21279	BRASS DISCHARGE FITTING
	PU21256	SS DISCHARGE FITTING

BREAKAWAY FITTINGS FOR ALL GUNS



1/4" - GU5068
3/8" - GU5069

- Solid Brass
- Save your guns from damage when hoses catch on vehicles
- Fitting will break before damage to gun or wand can occur

INSULATED LANCE

18" D&H

Fits 1/4" pipe wand 18" in Length

WTL22003



DON'T FORGET! SNAP CLIP

Fastens cover to wand WTL22004



GUN GUARD

Protect your guns from the damage caused by repetitive insertion into the wand holder.

GUG22046



SPRAY LANCE WANDS

18" LONG



Galvanized molded coated lance wands coated in rainbow colors!

1/4" M x 1/8" F

Available in 1/4" M x 1/4" M by special order



WTGMLBK	BLACK
WTGMLBL	BLUE
WTGMLHG	HOT GREEN
WTGMLHP	HOT PINK
WTGMLOR	ORANGE
WTGMLPR	PURPLE
WTGMLY	YELLOW
WTGMLR	RED

LANCE WANDS INJECTION MOLDED GRIP



GALVANIZED

BLUE	WTG418WLBL
RED	WTG418WLR
BLACK	WTG418WLBK

STAINLESS STEEL

BLUE	WTS418WLBL
RED	WTS418WLR
BLACK	WTS418WLBK

Available in M x M or M x F Galvanized or Stainless Steel

Santoprene handle grip. 1/4" M x 1/4" M available by special order.



18" LONG
1/4" M x 1/8" F

WAND PIPES THREADED & TAPPED

1/4" ID PIPE



1/4" MPT

1/8" FPT

GALVANIZED

WTG418	1/4 x 18"
WTG420	1/4 x 20"
WTG424	1/4 x 24"
WTG436	1/4 x 36"

STAINLESS

WTS418
WTS420

M x M THREAD - WTS418MM
WTS420MM

M x M THREAD - WTG418MM
WTG420MM

ZINC WAND TUBE LIGHT WEIGHT



1/4" M x 1/8" F 18" in Length **WTZ418**

SPRING FLEX WAND

1/4 X 14"

WTSPF14

* COMES STANDARD WITH
SPRAY DEFLECTOR

SPECIFY SIZE: 1-4" F x 1/8" M

NP4F2F

1/4"

NP4F4F



36" LANCE WAND



1/4 M

PWLW36

DOUBLE LANCE

- Max flow: 10.5 GPM
- Max Pressure: 3650 PSI
- Max Temp.: 320° F.
- Inlet: 1/4" NPT-M
- Brass Outlet: 1/4" NPT-F



Part #	Type	Length
GPNDL33	Straight/Zinc	33"
GPNDL33B	Bent/Zinc	33"
GPNDL36	Bent/Zinc	36"
GPNDL72	Bent/zinc	72"
GPNDL41SS	Straight/Stainless	41"

20" SPRAY LANCE WANDS

Nozzle guards included with all Mosmatic Wands.



BOMP26980

Arcadian Services

RUBBER FLEX WANDS™ IN RAINBOW COLORS!

- Galvanized or Stainless Steel extensions w/flexible center
- Inlet port is 1/4" MPT.
- Max PSI 2250
- Max Temp 200°
- Outlet port is 1/4" MPT x 1/8" FPT (for male or female nozzles)



Available in 1/4 M x 1/4 M
by special order



18" GALVANIZED

WTGRFBK	BLACK
WTGRFBL	BLUE
WTGRFHG	HOT GREEN
WTGRFHP	HOT PINK
WTGRFOR	ORANGE
WTGRFPR	PURPLE
WTGRFR	RED
WTGRFY	YELLOW

21" GALVANIZED

WTGRF21BK	MF	BLACK
WTGRF21BKMM	MM	BLACK
WTGRF21BL	MF	BLUE
WTGR21BLMM	MM	BLUE
WTGRF21R	MF	RED
WTGRF21RMM	MM	RED

24" GALVANIZED

WTGRF24BK	MF	BLACK
WTGRF24BKMM	MM	BLACK
WTGRF24BL	MF	BLUE
WTGRF24BLMM	MM	BLUE
WTGRF24R	MF	RED
WTGRF24RMM	MM	RED

18" STAINLESS STEEL

WTSRFBK	BLACK
WTSRFBL	BLUE
WTSRFHG	HOT GREEN
WTSRFHP	HOT PINK
WTSRFOR	ORANGE
WTSRFPR	PURPLE
WTSRFR	RED
WTSRFY	YELLOW

21" STAINLESS STEEL

WTSRF21BK	MF	BLACK
WTSRF21BKMM	MM	BLACK
WTSRF21BL	MF	BLUE
WTSRF21BLMM	MM	BLUE
WTSRF21R	MF	RED
WTSRF21RMM	MM	RED

24" STAINLESS STEEL

WTSRF24BK	MF	BLACK
WTSRF24BKMM	MM	BLACK
WTSRF24BL	MF	BLUE
WTSRF24BLMM	MM	BLUE
WTSRF24R	MF	RED
WTSRF24RMM	MM	RED

ECONOMY RUBBER FLEX WAND® SPRAYERS



RED	BLUE	BLACK
WTERFR	WTERBL	WTERFBK

ECONOMY RUBBER TRIPLE FOAM GUN



BLUE	GUFBL
BLACK	GUFBK
RED	GUFR

SS RUBBER COATED GUN

BLUE	GUFBLSS
BLACK	GUFBKSS
RED	GUFRSS



ZINC PLATED WANDS



- Light weight
- Easy to handle
- Customer freindly
- 1/4 x 18" shown
- Available with or without lance

Part #	Length	Description
WTZ418	18"	1/4" MPT x 1/8" FPT
WTZ424	24"	1/4" MPT x 1/8" FPT
WTZ436	36"	1/4" MPT x 1/8" FPT
WTZ418WL	18"	1/4" MPT x 1/8" FPT, Molded Grip
WTZ424WL	24"	1/4" MPT x 1/8" FPT, Molded Grip
WTZ436WL	36"	1/4" MPT x 1/8" FPT, Molded Grip
WTZ418MM	18"	1/4" MPT x 1/4" MPT
WTZ424MM	24"	1/4" MPT x 1/4" MPT
WTZ436MM	36"	1/4" MPT x 1/4" MPT
WTZ418MMWL	18"	1/4" MPT x 1/4" MPT, Molded Grip
WTZ424MMWL	24"	1/4" MPT x 1/4" MPT, Molded Grip
WTZ436MMWL	36"	1/4" MPT x 1/4" MPT, Molded Grip
WTZ470MM	70"	1/4" MPT x 1/4" MPT

NOZZLE PROTECTORS



Zinc 1/4"
SUTNP10

Stainless Steel 1/4"
SUTNP10SS

Southern Pride



1/8" M x F

NP2M2F

NOZZLE PROTECTORS

1/4"F x 1/8"F
NP4F2F

1/4"F x 1/4"F
NP4F4F

Extend the life of your nozzle and protect the finishes on your customers vehicles with flexible and durable nozzle protectors.



Colorful nozzle protectors extend the life of your nozzle and protect the finishes on your customers vehicles.



NPBK	BLACK
NPBL	BLUE
NPR	RED
NPHP	HOT PINK
NPOR	ORANGE
NPPR	PURPLE
NPS	SILVER

NOZZLE PROTECTORS

Heavy-Duty design. The best choice for self-serve bays. Nozzle Protectors are held in place by the nozzle and can be used with both 1/8" or 1/4" nozzles.



BLUE	NPGSBL
BLACK	NPGSBK

NOZZLE PROTECTORS



NPHRBK	BLACK
NPHRBL	BLUE
NPHRHG	HOT GREEN
NPHRHP	HOT PINK
NPHRO	ORANGE
NPHRP	PURPLE

NPHRC	CLEAR
NPHRLB	LIGHT BLUE
NPHRG	GRAY
NPHRY	YELLOW
NPHR	RED

NOZZLE PROTECTORS




SUTNP4F2F	1/4" F X 1/8" F
SUTNP4F4F	1/4" F x 1/4" F

NOZZLE PROTECTORS



BLUE	NP139BL
RED	NP139R
BLACK	NP139BK



RUBBER COATED STEEL WAND PIPES

Rubber coating helps prevent scratches to customers vehicle.



WTRC18	BLACK
WTRC18BL	BLUE
WTRC18HG	HOT GREEN
WTRC18HP	HOT PINK
WTRC18HO	HOT ORANGE
WTRC18PR	PURPLE
WTRC18R	RED

FULL COVER PROTECTOR WAND



Durable High Impact Plastic. Nozzle & Tip Protector holds it together.

No need for snap clip!

YELLOW	BLACK
WTLC100Y	WTLC100BK

NOZZLE PROTECTOR

BLUE	NPHRBL
RED	NPHRR
BLACK	NPHRBK

PROTECTOR WANDS

Protector wands have molded insulating fore grips and tip protector all in one piece. 7/8" outside diameter.



RED	BLUE	BLACK
WTRCWNP-R	WTRCWNP-BL	WTRCWNP-BK

WESTERN STYLE FLEXIBLE PROTECTOR WANDS

15" Long, Flexible Wand comes with fixed Nozzle Protector.



GGG15BL



WESTERN STYLE TIRE BRUSH WANDS

22" Long, Give your customers the convenience of cleaning their tires with the Tire Brush Wand. Brush, Non-Weep Gun & Spray Tip sold separately.



ROUND TIRE BRUSH Fits Directly Sold Separately!



Arcadian Services

TRIGGER JET SPRAYER W/ LANCE



15" MODEL

GUSS70

24" MODEL

GUSS70-24

- Molded Polypropylene
- 15" polyester extension
- Trigger lock for continuous flow
- Viton diaphragm
- Max PSI 150
- Inlet 1/4" FPT

TRIGGER JET REPLACEMENT PARTS

GUSS70-RL	LANCE ONLY
GUSS22655-PP	TRIGGER
SNCP22657-NY	STEM
SNCP22661-VI	VITON GASKET
SNCP22654	1/2" HANDLE
SNCP77173220	O-RING
SNCP22668PP	BLACK CAP
GUSS22663-24	24" EXTENSION WAND
GUSS22664	STRAIGHT ADAPTER
SNCP387221PP	BLACK POLYPROPYLENE CORE
SNCP77175EPR	O-RING
SNCP38721PP	TIP BODY

TRIGGER JET REPLACEMENT NOZZLES

Brass

Part #	Nozzle Size
SNCJ55X2	#2
SNCJ55X8	#8
SNCJ55X12	#12
SNCJ55X22	#22



Polypropelene

Part #	Nozzle Size
SNCJ55X3-PP	#3
SNCJ55X6-PP	#6
SNCJ55X8-PP	#8
SNCJ55X12-PP	#12
SNCJ55X18-PP	#18
SNCJ55X22-PP	#22



LANCE HANDLE



PU21701

FITS ON 1/4"
WAND PIPES


PLASTIC TRIGGER JET LIGHT DUTY/LOW PRESSURE

- Molded Polypropylene
- Trigger lock for continuous flow
- Max PSI 150
- Viton diaphragm
- Inlet 1/4" FPT



GUSS50

BRASS TRIGGER JET LIGHT DUTY/LOW PRESSURE



- Trigger valve for detail, tire cleaners, etc.
- Max flow 2GPM
- Max PSI 250
- Trigger Valve Only
- Inlet & Outlet 1/4" FPT



GU0110

REPAIR KIT

GU0110K

STAINLESS STEEL TRIGGER GUN



- Max PSI: 150
- Inlet: 1/4" FPT



REPAIR KIT

GUSS3604K

GUSS3604-SS

HIGH PRESSURE SPRAY TIPS by General Pump

General Pump High Pressure Spray Tips are built using an innovative design and manufacturing approach that ensures accuracy and provides consistent durability and performance for all types of high pressure cleaning systems.



See spray nozzle chart on Next page to determine nozzle size.

How to determine nozzle size:

- Calculate GPM & PSI to determine nozzle size (Ex. 1200 PSI at 3.8 GPM = nozzle size of 07 See * opposite page)
- After determining nozzle size, choose a degree of spray pattern:
 - 15 = 15° (narrow)
 - 25 = 25° (medium)
 - 40 = 40° (wide)

Available spray patterns : 05, 15, 25, 40, 50, 65, 80

- Degree of spray does not affect nozzle volume

$$\text{GPN} \begin{matrix} \text{---} \\ \text{of} \\ \text{spray} \end{matrix} \text{---} + \begin{matrix} \text{---} \\ \text{nozzle} \\ \text{size} \end{matrix} \text{---} + \text{M} \text{---} \text{ fitting size} \quad \begin{matrix} 2 = 1/8 \\ 4 = 1/4 \end{matrix}$$

↑
Male

- ALL TIPS COME WITHOUT VEINS
- ALL MEGS ARE HARDENED STAINLESS STEEL
- FEMALE NOZZLES AVAILABLE



SOME OF THE MORE POPULAR SIZES INCLUDE:

15°	25°	40°
GPN1505_ _	GPN2505_ _	GPN4005_ _
GPN1506_ _	GPN2506_ _	GPN4006_ _
GPN1507_ _	GPN2507_ _	GPN4007_ _
GPN1508_ _	GPN2508_ _	GPN4008_ _



NOZZLE REPLACEMENT KITS for popular brand Automatics



PDQ Laser 4000

GPN105140

D&S 5000 Gantry

GPN105144

D&S 5000 Blaster

GPN105145

SSA Futura

GPN105154

QUICK CONNECT HIGH PRESSURE SPRAY TIPS

FEATURES:

- 5000 PSI operating pressure
- Through-hardened stainless steel orifices
- Resists cracking & wear, Color coded tip protector


- RED - 0° YELLOW - 15°
- GREEN - 25° WHITE - 40°



Formula for Part

$$\text{QC} \begin{matrix} \text{---} \\ \text{of} \\ \text{spray} \end{matrix} \text{---} + \begin{matrix} \text{---} \\ \text{nozzle} \\ \text{size} \end{matrix} \text{---}$$

SPRAY NOZZLES



INTERIOR #S ARE GPM

Nozzle Size	Orifice Diam. (Inches)	40 PSI	100 PSI	250 PSI	500 PSI	600 PSI	700 PSI	800 PSI	1000 PSI	1200 PSI *	1500 PSI	2000 PSI	2500 PSI	3000 PSI	3500 PSI	4000 PSI
2	.034	.20	.32	.50	.71	.77	.80	.89	1.0	1.1	1.2	1.4	1.6	1.7	1.9	2.0
4	.052	.40	.63	1.00	1.40	1.60	1.70	1.80	2.0	2.2	2.5	2.8	3.1	3.5	3.8	4.0
4.5	.055	.45	.71	1.10	1.50	1.70	1.90	2.00	2.2	2.4	2.8	3.0	3.6	3.9	4.3	4.5
5	.057	.50	.79	1.30	1.80	1.90	2.10	2.20	2.5	2.8	3.1	3.6	4.0	4.4	4.7	5.0
5.5	.060	.55	.87	1.40	1.90	2.10	2.30	2.50	2.8	3.0	3.4	3.8	4.4	4.8	5.2	5.5
6	.062	.60	.95	1.50	2.10	2.30	2.50	2.70	3.0	3.2	3.7	4.2	4.8	5.2	5.6	6.0
6.5	.064	.65	1.00	1.70	2.30	2.50	2.70	2.90	3.3	3.6	4.0	4.6	5.2	5.7	6.0	6.5
7 *	.067	.70	1.10	1.80	2.50	2.70	2.90	3.10	3.5	3.8*	4.3	5.0	5.6	6.1	6.6	7.0
7.5	.070	.75	1.20	1.90	2.70	2.90	3.20	3.40	3.8	4.1	4.6	5.3	6.0	6.5	7.0	7.5
8	.072	.80	1.30	2.00	2.80	3.10	3.40	3.60	4.0	4.4	5.0	5.6	6.2	7.0	7.5	8.0
8.5	.074	.85	1.30	2.20	3.00	3.30	3.60	3.80	4.3	4.6	5.3	6.0	6.7	7.4	8.0	8.5
9	.076	.90	1.40	2.30	3.20	3.50	3.80	4.00	4.8	5.0	5.5	6.4	7.1	7.8	8.5	9.0
9.5	.078	.95	1.50	2.40	3.40	3.70	4.00	4.30	4.8	5.2	5.8	6.8	7.6	8.3	9.0	9.5
10	.080	1.00	1.60	2.50	3.50	3.90	4.20	4.50	5.0	5.4	6.1	7.0	8.0	8.7	9.4	10.0
12	.087	1.20	1.90	3.00	4.20	4.60	5.00	5.40	6.0	6.4	7.3	8.4	9.5	10.4	11.2	12.0
15	.094	1.50	2.40	3.80	5.30	5.80	6.40	6.80	7.5	8.2	9.2	10.6	12.0	12.9	14.0	15.0
20	.109	2.00	3.20	5.00	7.10	7.80	8.40	9.00	10.0	10.8	12.2	14.2	16.0	17.4	18.8	20.0
30	1.41	3.00	4.70	7.50	10.60	11.60	12.80	13.60	15.00	16.40	18.40	21.2	24.0	26.0	28.0	30.0
40	1.56	4.00	6.30	10.00	14.20	15.60	16.80	18.00	20.00	21.60	24.40	28.4	32.0	34.8	37.6	40.0

How to determine nozzle size:

- Calculate GPM & PSI to determine nozzle size
(Ex. 1200 PSI at 3.8 GPM = nozzle size of 07 See * above)
- After determining nozzle size, choose a degree of spray pattern:
 - 15 = 15° (narrow)
 - 25 = 25° (medium)
 - 40 = 40° (wide)

Available spray patterns : 05, 15, 25, 40, 50, 65, 80

- Degree of spray does not affect nozzle volume

$$SN_{\substack{\circ \text{ of} \\ \text{spray}}} \text{ --- } + \text{ --- } + M_{\substack{\text{fitting size} \\ \text{Male}}} \quad \begin{matrix} 2 = 1/8 \\ 4 = 1/4 \end{matrix}$$

nozzle size

- ALL TIPS COME WITHOUT VEINS
- ALL MEGS ARE HARDENED STAINLESS STEEL
- FEMALE NOZZLES AND V-JET NOZZLES ARE AVAILABLE

1/4"

1/8"

Find Your Spray Tip Number HERE!



THE PERFECT CAR WASH NOZZLE

32° AVAILABLE IN THESE SIZES ONLY!!

SN3206M2

SN3207M2

Also Available:

High Impact MEG Nozzles

$$SNI_{\substack{\circ \text{ of} \\ \text{spray}}} \text{ --- } + \text{ --- } + M_{\substack{\text{fitting size} \\ \text{Male}}}$$

nozzle size

fitting size
2 = 1/8
4 = 1/4



VeeSpray NOZZLES

Engineered Plastic provides superior wear & chemical, temperature resistance.

Max Psi 600 / Max Temperature 300°F

Flat fan spray patterns for washing, rinsing, lubricating.

1/4" MPT, outlasts brass for chemical usage.

Part #	Angle	Nozzle #	GPM @40 PSI	Color
HYPN0004P4	0°	04	.40	Light Blue
HYPN0005P4	0°	05	.50	Yellow
HYPN1502P4	15°	02	.20	Orange
HYPN1503P4	15°	03	.30	Red
HYPN1504P4	15°	04	.40	Light Blue
HYPN1505P4	15°	05	.50	Yellow
HYPN1506P4	15°	06	.61	Lime Green
HYPN1508P4	15°	08	.82	Moss Green
HYPN1510P4	15°	10	1.02	Blue
HYPN1515P4	15°	15	1.54	Green
HYPN1520P4	15°	20	2.04	Olive Green
HYPN1530P4	15°	30	3	Red
HYPN2501P4	25°	01	.10	Pink
HYPN2502P4	25°	02	.20	Orange
HYPN2503P4	25°	03	.30	Red
HYPN2504P4	25°	04	.40	Light Blue
HYPN2505P4	25°	05	.50	Yellow
HYPN2506P4	25°	06	.61	Lime Green
HYPN2508P4	25°	08	.82	Moss Green
HYPN2510P4	25°	10	1.02	Blue
HYPN2515P4	25°	15	1.54	Green
HYPN2520P4	25°	20	2.04	Olive Green
HYPN2530P4	25°	30	3	Red

Part #	Angle	Nozzle #	GPM @40 PSI	Color
HYPN4002P4	40°	02	.20	Orange
HYPN4003P4	40°	03	.30	Red
HYPN4004P4	40°	04	.40	Light Blue
HYPN4005P4	40°	05	.50	Yellow
HYPN4006P4	40°	06	.61	Lime Green
HYPN4008P4	40°	08	.82	Moss Green
HYPN4010P4	40°	10	1.02	Blue
HYPN4015P4	40°	15	1.54	Green
HYPN4020P4	40°	20	2.04	Olive Green
HYPN4030P4	40°	30	3	Red
HYPN6501P4	65°	01	.10	Pink
HYPN6502P4	65°	02	.20	Orange
HYPN6503P4	65°	03	.30	Red
HYPN6504P4	65°	04	.40	Light Blue
HYPN6505P4	65°	05	.50	Yellow
HYPN6506P4	65°	06	.61	Lime Green
HYPN6508P4	65°	08	.82	Moss Green
HYPN6510P4	65°	10	1.02	Blue
HYPN6515P4	65°	15	1.54	Green
HYPN6520P4	65°	20	2.04	Olive Green
HYPN6530P4	65°	30	3	Red
HYPN8001P4	80°	01	.10	Pink
HYPN8002P4	80°	02	.20	Orange
HYPN8003P4	80°	03	.30	Red
HYPN8004P4	80°	04	.40	Light Blue
HYPN8005P4	80°	05	.50	Yellow
HYPN8006P4	80°	06	.61	Lime Green
HYPN8008P4	80°	08	.82	Moss Green
HYPN8010P4	80°	10	1.02	Blue
HYPN8015P4	80°	15	1.54	Green
HYPN8020P4	80°	20	2.04	Olive Green
HYPN8030P4	80°	30	3	Red

Foam Jet Nozzles

Produces low pressure foam when used with detergent



T female body or TT male body Spray tip Tip retainer

PLASTIC



Plastic spray tips are constructed of lightweight, chemically inserted CELCON® and feature color-coded orifice inserts.

*Color Coded Nozzle Orifices on Plastic Nozzles Only!

● 02 ● 03 ● 04 ● 05

Part #	Body	Degree	Orifice
SNFJP2002CE	Plastic	20	02
SNFJP2003CE	Plastic	20	03
SNFJP2004CE	Plastic	20	04
SNFJP2005CE	Plastic	20	05
SNFJP4002CE	Plastic	40	02
SNFJP4004CE	Plastic	40	04
SNFJP4005CE	Plastic	40	05
SNFJP8003CE	Plastic	80	03
SNFJP8004CE	Plastic	80	04
SNFJP8005CE	Plastic	80	05

BRASS



Part #	Body	Pattern	Orifice
SNFJ2530	Brass	25	30
SNFJ4003	Brass	40	03
SNFJ8003	Brass	80	03
SNFJ8005	Brass	80	05

STAINLESS STEEL MEF

1/4" Male Threaded End



Part #	Body	Pattern	Orifice
SNFJ4005SS4	SS	40	05
SNFJ4006SS4	SS	40	06
SNFJ4007SS4	SS	40	07
SNFJ4008SS4	SS	40	08
SNFJ4010SS4	SS	40	10

1/4" Color Coded Kynar Tips

Part #	Orifice	Pattern
SNCCP2503M4	3	25°
SNCCP2506M4	6	25°
SNCCP4003M4	3	40°
SNCCP4004M4	4	40°
SNCCP4005M4	5	40°
SNCCP4006M4	6	40°
SNCCP6503M4	3	65°
SNCCP6504M4	4	65°
SNCCP6505M4	5	65°
SNCCP6506M4	6	65°
SNCCP8003M4	3	80°
SNCCP8004M4	4	80°
SNCCP8005M4	5	80°
SNCCP8006M4	6	80°



Green - 25°
White - 40°
Blue - 50°
Purple - 65°
Lt.Green - 80°
Grey - 95°
Lt.Blue - 110°
Lt.Purple - 120°

DRAIN CLEANING NOZZLES

Self propelled drain cleaning nozzle lets you unclog drain lines inexpensively. Hook up to high pressure hose to blast through clogs.



GPNYDRNT1

1/4" Male Brass Nozzle

GPNYDRNT2

1/4" Male Stainless Steel Nozzle

GPNYDRNT3

3/8" Male Stainless Steel Nozzle

TIP TWISTER®

Removing Spray tips is a breeze with the Tip Twister®



5/8 -Tip Twister fits 1/4" nozzle

SNTTM4

1/2 - Tip Twister fits 1/8" nozzle

SNTTM2



Made in The U.S.A.

NOZZLE BODY



Bodies have male thread for TeeJet caps & fit various pipe thread sizes listed below.



Part #	Material	Thread
SNCP1322	Brass	1/4 M
SNCP1321	Brass	1/4 F
SNCP1335	Brass	1/8 F
SNCP1336	Brass	1/8 M
SNCP12094	Nylon	1/4 F
SNCP8028	Nylon	1/4 M
SNCP1322SS	SS	1/4 M
SNCP1321SS	SS	1/4 F
SNCP1335SS	SS	1/8 F
SNCP1336SS	SS	1/8 M

STRAINERS

w/ Stainless Steel, Brass or Poly Screens



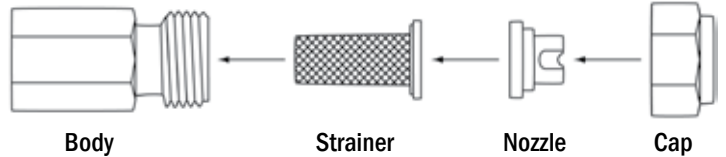
Part #	Mesh	Material
SNCP8079PP24	24	Poly
SNCP8079PP50	50	Poly
SNCP8079PP100	100	Poly
SNCP8079PP200	200	Poly
SNTJ505350	50	Brass
SNTJ5053100	100	Brass

STRAINERS w/check valve w/Stainless Steel Screens



Part #	Mesh	Material
SNTJ4193APP205	50	Stainless
SNTJ4193PP2080	100	Stainless
SNTJ4193PP524	24	Stainless
SNTJ4193PP550	50	Stainless
SNTJ4193SS1050	50	Stainless
SNTJ4193SS201	100	Stainless
SNTJ4193SS550	50	Stainless

TeeJet® Assembly



TeeJet Flat Fan Spray Nozzle

For Rinse or Soap arches. Designed to be used with the bodies, caps and strainers shown on this page.

OTHER SIZES AVAILABLE

Part #	Material	Orifice	Pattern
SNTTP1504	BRASS	4	15°
SNTTP1506	BRASS	6	15°
SNTTP1508	BRASS	8	15°
SNTTP2504	BRASS	4	25°
SNTTP2506	BRASS	6	25°
SNTTP2509	BRASS	9	25°
SNTTP4003	BRASS	3	40°
SNTTP4004	BRASS	4	40°
SNTTP4005	BRASS	5	40°
SNTTP4006	BRASS	6	40°
SNTTP4007	BRASS	7	40°
SNTTP4008	BRASS	8	40°
SNTTP4010	BRASS	10	40°
SNTTP4020	BRASS	20	40°



Part #	Material	Orifice	Pattern
SNTTP1504SS	Stainless	4	15°
SNTTP1506SS	Stainless	6	15°
SNTTP1508SS	Stainless	8	15°
SNTTP2504SS	Stainless	4	25°
SNTTP2506SS	Stainless	6	25°
SNTTP2508SS	Stainless	8	25°
SNTTP4003SS	Stainless	3	40°
SNTTP4004SS	Stainless	4	40°
SNTTP4006SS	Stainless	6	40°
SNTTP4007SS	Stainless	7	40°
SNTTP4008SS	Stainless	8	40°



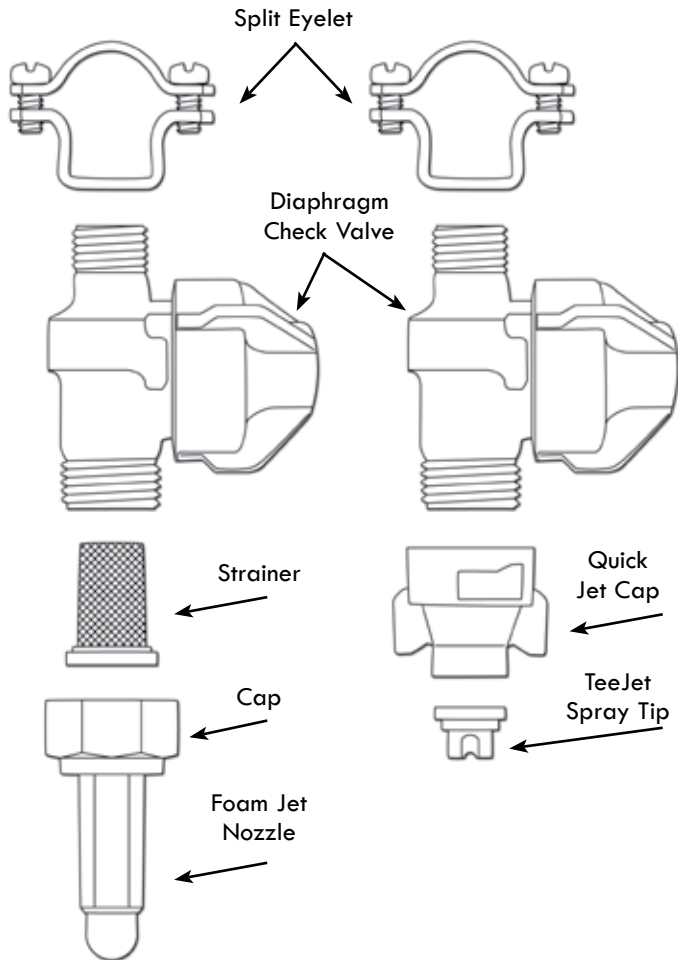
NOZZLE CAPS

Part #	Material	Style
SNCP1325	Brass	Hex
SNCP8027	Nylon	-
SNCP1325SS	SS	Hex
SNCP18032A-NYB	Nylon	Winged



Standard Cap

Spray Arch Assemblies



“DRIP FREE”

Diaphragm Check Valve

Ideal choice for chemical or soap arches



Split Eyelet Body



More Sizes and Types Available

Easiest & fastest way to mount spray nozzles to a boom. To install nozzles, drill hole, insert split-eyelet inlet & clamp assembly in place. Leak-proof gasket connection.

- SETJ742108 - 1/2" Nylon
- SETJ742112 - 3/4" Nylon
- SNTJ742116 - 1" Nylon



Regular Pipe Thread Style

- Easy to install
- 1/4" Female thread
- 1/4" Stainless Steel
- SE75210804 1/2"
- SE7521124ZB 3/4"




Quick Release Check Valve

SNQJ8360QR

Quick Jet Caps

Easily preassemble Tips, Caps, Check Valves & Seat Gaskets. For use with FLAT TeeJet Nozzles. 1/4" F



SNCP25610



TeeJet Adapter

Permits use of standard 1/4" MPT nozzles with Quick TeeJet assemblies. Made of Celcon with EPDM seat gasket.



SNQJ4676

PROMAX® Clip-Eyelet Nozzles



Combines a “snap-on” pipe connection with easy-to-install and replace spray tips for added versatility. An adjustable, swivel-type ball makes fast work of changing the direction of the spray without disturbing the pipe connection. It fits 1” pipes with 9/16” holes.

SN46500A-1-PP

- Spray Alignment can be finely tuned to minimize overspray.
- Flat spray tips are automatically locked into alignment each and every time.
- Nozzle is well suited for spraying phosphates, acids, solvents, and other caustics, making it ideal for cleaning, rinsing, conversion coating, and wetting applications.
- Max pressure of 60 psi.
- Max Temp. 180° F.



USED WITH BOTH



The threaded ball accepts a wide variety of conventional spray nozzles. For use with ProMax Clip-Eyelet nozzle & Adj. Ball Type Nozzle Body.

SNCP20582

1/4” THREADED BALL

1/4” Adjustable Ball Type Nozzle Body



Adjustable Ball-Type Nozzle has a threaded pipe connection and permits quick, convenient positioning of the spray tip for accurate spray alignment and reduced overspray.

SNAB37235

- Hollow cone or flat ball-type spray tips are easily removed for cleaning & replacement. Color coding speeds changeout.
- Retaining cap holds the tip in position, even when the nozzle is jarred or vibrated.
- Polypropylene body w/polyphthalamide cap and EPDM O-ring for chemical & heat resistance
- Max pressure 125 psi.
- Max Temp. 180° F.

Power Jet Turbo Nozzles

The PowerJet Spray Nozzle's oscillating solid stream delivers a flat spray pattern that is 50% more powerful at the same pressures than conventional flat spray nozzles. An excellent substitute for expensive rotary nozzles.

- Interchangeable cartridges create a flat spray pattern without rotating devices.
- No moving Parts
- Cartridge is high performance thermo-plastic, exceptional corrosion resistance.
- 40 mesh Stainless Steel Filter prevents clogging.



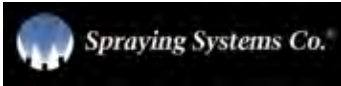
SNPJ23504

USED TOGETHER



ORIFICE CARTRIDGE

SNPJC04	# 4
SNPJC05	# 5
SNPJC08	# 8
SNPJC10	# 10



QuickJet FoamJet

- QJFJP offers easy installation and maintenance with quarter-turn automatic alignment
- Offers a complete array of spray patterns and angles



Plastic spray tips are constructed of lightweight, chemically inserted CELCON® and feature color-coded orifice inserts.

*Color Coded Nozzle Orifices on Plastic Nozzles Only!

● 02 ● 03 ● 04 ○ 08

Part #	Body	Degree	Orifice
SNQJFJP8002	Plastic	80	02
SNQJFJP8003	Plastic	80	03
SNQJFJP8004	Plastic	80	04
SNQJFJP8008	Plastic	80	08

NOZZLE PROTECTOR



Nozzle Protector

Nozzle

Polyurethane nozzle protectors are durable and abrasion resistant. Extends wear life. One size fits both 1/8" and 1/4" MEG nozzles up to #20 orifice. Maintains shape and duallity from below freezing to 250°.

FITS 1/8" AND 1/4" NOZZLE

NP2611



Washjet Nozzle

- For high-pressure applications, our WashJet nozzles provide superior, high-impact performance.
- Uniform distribution by using internal guide vane to stabilize liquid turbulence.
- Quick visual reference for spray alignment with milled side flats.
- Longer wear life and flow control accuracy with especially hardened stainless steel construction.
- 23990 – Additional exterior protection provided by a nylon outer covering.



ITEM #	NOZZLE SIZE	
SN23990M4-020	2.0	1/4"
SN23990M4-035	3.5	1/4"
SN23990M4-055	4.5	1/4"

TURBO NOZZLES



Giant Turbo Nozzles give you 0° high pressure impact with a 20° angle spray coverage.

- 1/4" FPT inlet
- Rated to 195° F

TURBO LASER NOZZLE

Max pressure 6000 PSI

TURBO NOZZLE

Max pressure 3600 PSI

TURBO LASER NOZZLE

Max pressure 3200 PSI



ITEM #	NOZZLE SIZE
PU23800-30C	3.0
PU23800-35C	3.5
PU23800-40C	4.0
PU23800-45C	4.5
PU23800-50C	5.0
PU23800-55C	5.5
PU23800-60C	6.0

ITEM #	NOZZLE SIZE
PU22060-20	2.0
PU22060-30	3.0
PU22060-35	3.5
PU22060-40	4.0
PU22060-50	5.0
PU22060-55	5.5
PU22060-70	7.0
PU22060-80	8.0
PU22060-12	12.0
PU22060A-20	20.0

ITEM #	NOZZLE SIZE
PU22040-2	2.0
PU22040-30	3.0
PU22040-35	3.5
PU22040-40	4.0
PU22040-50	5.0
PU22040-55	5.5
PU22040-60	6.0
PU22040-70	7.0
PU22040-80	8.0
PU22040-85	8.5
PU22040-10	10.0
PU22040-20	12.0

Hypro Sudden Impact Nozzles



FEATURES & BENEFITS:

- Provides a high impact, controlled rotation 0° water stream with much greater impact and cleaning ability than other nozzles
- Lasts up to five times longer than other rotating nozzles on the market
- Reduce water consumption by up to 25%
- High strength, forged housing available in economical brass or corrosion-resistant 304 stainless steel
- Elastomer cover protects vehicles and nozzles
- Precision-machined bearing in rotor offers very high wear resistance and optimal impact
- Tungsten carbide seat and nozzle provide unmatched wear and shatter resistance
- Temperature rated to 180°

324 Series 1750 PSI - 24°

HYTUR324B-2.0	2.0 Nozzle - Brass
HYTUR324B-3.0	3.0 Nozzle - Brass
HYTUR324B-3.5	3.5 Nozzle - Brass
HYTUR324B-4.0	4.0 Nozzle - Brass
HYTUR324B-4.5	4.5 Nozzle - Brass

324 Series 3000 PSI - 24°

HYTUR324S-2.0	2.0 Nozzle - Brass
HYTUR324S-3.0	3.0 Nozzle - Brass
HYTUR324S-3.5	3.5 Nozzle - Brass
HYTUR324S-4.0	4.0 Nozzle - Brass
HYTUR324S-4.5	4.5 Nozzle - Brass

330 Series 1750 PSI - 30°

HYTUR330B-2.0	2.0 Nozzle Stainless Steel
HYTUR330B-3.0	3.0 Nozzle Stainless Steel
HYTUR330B-3.5	3.5 Nozzle Stainless Steel
HYTUR330B-4.0	4.0 Nozzle Stainless Steel
HYTUR330B-4.5	4.5 Nozzle Stainless Steel

330 Series 3000 PSI - 30°

HYTUR330S-2.0	2.0 Nozzle Stainless Steel
HYTUR330S-3.0	3.0 Nozzle Stainless Steel
HYTUR330S-3.5	3.5 Nozzle Stainless Steel
HYTUR330S-4.0	4.0 Nozzle Stainless Steel
HYTUR330S-4.5	4.5 Nozzle Stainless Steel

TURBO NOZZLES

** Available in other sizes

ITEM #	GPM	PSI
SUT357-3	3.0	3600
SUT357-4	4	3600
SUT357-4.5	4.5	3600
SUT357-5	5.0	3600
SUT357-5.5	5.5	3600
SUT457-4.5	4.5	5800
SUT457-7	7	5800
SUT457-8	8	5800




TURBO NOZZLES

1/4" Inlet 3,625 PSI



Part #	Nozzle Size	ID Color
ARTPR2530	4.0	Yellow
ARTPR2540	5.0	Blue
ARTPR2550	5.5 - 6.0	Green
ARTPR2560	6.0 - 6.5	Purple
ARTPR2570	7.0 - 7.5	Red

LONG FOAMY BRUSH HANDLES



60"


Blue	FHA60BL
Black	FHA60 BK
Red	FHA60R

72"

Blue	FHA72BL
Black	FHA72 BK
Red	FHA72R


CLEAR FOAMY BRUSH HANDLES

40" Long



EB21851

FOAMY BRUSH HANDLES



FHP40	PVC Handle	Grey - 40" x 3/4" w/Fitting 3/8 FIP x 1/2 MIP
FHS40BK	STEEL Handle	Black - 40" X-tra Heavy Duty Rubber Coated 3/8 FIP x 1/2 MIP

MAT CLAMPS



Strap



Channel



Part#	Type	Material	Bumper	Color
MCAC30	Channel	Aluminum	Yes	Red
MCAC30BL	Channel	Aluminum	Yes	Blue
MCSC35	Channel	Stainless	Yes	Red
MCSC35BL	Channel	Stainless	Yes	Blue
MCSC35Y	Channel	Stainless	Yes	Yellow
MCSC35P	Channel	Stainless	Yes	Purple
MCSC35G	Channel	Stainless	Yes	Green
MCAS40	Strap	Aluminum	No	Red
MCAS40BL	Strap	Aluminum	No	Blue
MCSS45	Strap	Stainless	No	Red
MCSS45BL	Strap	Stainless	No	Blue
MCSP50	REPLACEMENT SPRING			



MAT CLAMP DECALS

7 1/4" x 1 3/8"

MCD31	RED DECAL
MCD31BL	BLUE DECAL

MAT CLAMP DECALS

6 1/2" x 1 1/4"

MCD57P	PURPLE DECAL ONLY
MCD57G	GREEN DECAL ONLY
MCD57Y	YELLOW DECAL ONLY

X-TRA HEAVY DUTY COATED ALUMINUM FOAMY HANDLES

IN 10 RAINBOW COLORS



Made in The U.S.A.



40" Handles
3/8 FIP x 1/2 MIP

FHA40BK	Black
FHA40BL	Blue
FHA40EG	Evergreen
FHA40HG	Hot Green
FHA40HP	Hot Pink
FHA40OR	Hot Orange
FHA40PR	Purple
FHA40R	Red
FHA40Y	Yellow
FHA40G	Grey

COIL TUBING FOAMY HOSE

THIS COIL TUBING COMES WITH FITTINGS

REPLACEMENT FITTINGS

- CTF44S 1/4 CT x 1/4M SWIVEL
- CTF56S 5/16 CT x 3/8M SWIVEL
- CTF64S 3/8 CT x 1/4M SWIVEL
- CTF66S 3/8 CT x 3/8M SWIVEL



REPLACEMENT FITTINGS



1/4" 25 FEET

3/8" 25 FEET

5/16" 25 FEET

CT2504BWF	Blue
CT2504CWF	Clear/Blue Tint
CT2504GWF	Hot Green
CT2504RWF	Red
CT2504YWF	Yellow

CT2506BWF	Blue
CT2506CWF	Clear/Blue Tint
CT2506GWF	Hot Green
CT2506RWF	Red
CT2506YWF	Yellow
CT2506PWF	Purple

CT2505BWF	Blue
CT2505CWF	Clear
CT2505GWF	Hot Green
CT2505YWF	Yellow

* ALSO AVAILABLE WITHOUT FITTINGS



MOLDED GRIP FOAMY HANDLE

- 36 " long
- Injected Molded Handle Grip

Blue GGG36BL



Made in The U.S.A.

POLY FLEX FOAMY BRUSH HOSE



FOAMY BRUSH BULK HOSE

50' OR MORE

HPF06Y*	3/8 Yellow Poly Flex
HPF06R*	3/8 Red Poly Flex
HPF06B*	3/8 Blue Poly Flex
HPB04H	1/4 Clear Poly Braid
HPB06H	3/8 Clear Poly Braid
HPB08H	1/2 Clear Poly Braid



FOAMY HOSE ASSEMBLY

- AVAILABLE IN RED BLUE OR YELLOW
- 3/8 x 15' long
- 3/8 male permanent end with 3/8 brass swivel
- Clear hose guard on one end for longer hose life

Part #	Color
HA156FBL1443	Blue
HA156FY1443	Yellow
HA156FR1443	Red

* 3/8 - 500' per reel

Arcadian Series



DETAIL BRUSHES & ACCESSORIES



SCHOOL BUS BRUSH

- GRAY 10" BRUSH
- HARDWOOD BLOCK TOP

BR0105



24" FLOOR SWEEP

BR0141



WHITE WALL & TIRE BRUSH BRASS BRISTLE, FOAM BLOCK

BR0165



CARPET & UPHOLSTERY BRUSH POLY BRISTLE, PLASTIC HANDLE

Wet & dry cleaning, prespotting, carpet and touch-up, etc.
Shaped plastic handle.

BR0170



WHITE WALL & TIRE BRUSH TAMPICO

These brushes are well suited for light duty applications and greater flexibility. They can be used for delicate, scratch-free brushing.

BR0150	8 1/2"
BR0152	20"



10" HEAVY DUTY TRUCK BRUSH



GREEN	BR0106	\$9.55
WHITE	BR0108	\$9.30

- Protective bumper
- Foam block with two handle holes

BI-LEVEL GREEN DETAIL BRUSH

- Bi-level design allows brush to stay in contact with surface

BRBL10



WHITE WALL & TIRE BRUSH 20" PALMYRA

- For general scrubbing in factories, kitchens, institutions, etc.

BR0158



DETAIL BRUSH HANDLES

BR0201	4' WOODEN HANDLE W/ METAL TIP
BR0212	5' WOODEN HANDLE W/ METAL TIP
BR0213	5' FIBERGLASS HANDLE BLUE
BR0230	5' PLASTIC COATED METAL HANDLE
BR0220	6' WOODEN HANDLE W/ METAL TIP
BR0225	TELESCOPING FIBERGLASS HANDLE 4'-8' BLUE
BR0300	PLASTIC TIP FOR HANDLES
BR0305	#1 HANDLE BRACE
BR0310	#2 HANDLE BRACE



MONSTER HOGS HAIR W/ ALUMINUM HEAD



F0211AR	Red
F0211ABL	Blue
F0211ABK	Black
F0211APK	Pink
F0211AY	Yellow
F0211AG	Green
F0211APR	Purple

- Higher volume of bristles
- 20-25% more bristles!



ROUND HOGS HAIR W/ BLUE PLASTIC HEAD

- 4" long bristles
- 5 1/2" diameter head
- Refills not available

FORNDH	BLUE
FORNDHBK	BLACK
FORNDHR	RED



ROUND BLACK NYLON W/ BLUE PLASTIC HEAD

- 2 1/4" long bristles
- 5 1/2" diameter head
- Refills not available

FORNDN



ROUND BLUE NYLON W/ BLUE PLASTIC HEAD

- 2 1/4" long bristles
- 5 1/2" diameter head
- Refills not available

FORNDBL



ROUND TIRE BRUSH W/ RED PLASTIC HEAD

- 2" stiffer bristles
- 5 1/2" diameter head
- Refills not available

FORNDR



MONSTER HOGS HAIR W/ RUBBER-COATED HEAD



F0212PR	Red
F0212PBL	Blue
F0212PBK	Black

- Higher volume of bristles
- 20-25% more bristles!



Monster Brush refills:
F0213HR

BI-LEVEL BRUSHES



Dual surface brushes feature a split brush shape with two position bristle trim. These brushes are made on 10" solid foam block and have a threaded handle hole.



10" HOGS HAIR BRUSH

10" GREEN FEATHER TIP BRUSH



F0403

F0400

TRIPLE SURFACE FOAM BRUSH With Sides



- Hog's Hair
- Flow through head
- 8" Block
- Fits in 5 gallon bucket

F01808



NYLEX FOAMING BRUSH



F088BNX-BK	Black
F088BNX-BL	Blue
F088BNX-G	Green
F088BNX-R	Red

Arcadian Series

NYLON FOAMY BRUSH W/ ALUMINUM CASTING

- Aluminum head w/ blue bumper
- 2 1/4" long blue bristles
- 9 1/4" x 2 1/4" head



F0320NBL	Aluminum Blue Bumper
F0320NBLR	REFILL

NYLON FOAMY BRUSH W/ PLASTIC HEAD

- 2 1/4" long black bristles
- 9 1/4" x 2 1/4" head



F0315PN	Blue Plastic head
F0315PNR	REFILL

10" SYNTHETIC BRUSH W/ FEATHER TIP ENDS



F0202Y



10" HOGS HAIR TRUCK BRUSH

- 4" long bristles
- Heavy-Duty head



F0330

WHEEL BRUSH

F0332



STACK BRUSH

BRSTACK



Universal Brush



Premium quality brushes made in the USA for over 60 years

HOGS HAIR W/ ALUMINUM CASTING



- 4" long bristles
- 9 1/4" x 2 1/4" head

F0194AH	Red Bumper
F0195AH	Blue Bumper
F0196AH	Black Bumper
F0197AH	Pink Bumper
F0198AH	Yellow Bumper
F0199AH	Green Bumper
F0193AH	Purple Bumper
F0198HR	REFILL



HOGS HAIR W/ PLASTIC HEAD

- 4" long bristles
- 9 1/4" x 2 1/4" head



F0197PHBK	Black plastic head
F0197PHR	Red Plastic head
F0198PH	Blue Plastic head
F0198HR	REFILL

SPARE PARTS

New assorted color bumpers!



F0193AC



F0193PC



F0193BL

F0193AC	Aluminum Casting
F0193BL	Blue Bumper for Brush
F0193BK	Black Bumper for Brush
F0193R	Red Bumper for Brush
F0193PK	Pink Bumper for Brush
F0193Y	Yellow Bumper for Brush
F0193G	Green Bumper for Brush
F0193PR	Purple Bumper for Brush
F0193PC	Blue Plastic Casting
F0193PCR	Red Plastic Casting
F0194US	Bolts for Brush

HOGS HAIR ALUMINUM HEAD

- HAND MADE
- LONGER BRISTLES
- MORE TUFTS
- DENSER COVERAGE

FO202AH



Made in The U.S.A.



FO202AHR	Red Bumper
FO202PH	Plastic Head
FO203HR	Refill
EB212370	Super Long
FO202AHBL	Long w/ Blue Bumper
EB212570	Super Long w/ Plastic Head



NYLON BLACK PLASTIC HEAD

BRISTLE	PART #
BLUE	FO205PBL
RED	FO205PR
BLACK	FO205PBK

NYLON ALUMINUM HEAD

BRISTLE	PART #
BLUE	FO205ABL
RED	FO205AR
BLACK	FO205ABK

NYLON REFILLS

BRISTLE	PART #
BLUE	FO206RBL
RED	FO206RR
BLACK	FO206RBK



SPOKE BRUSHES

Tampico



Ultra Cloth



EB27451	10" Tampico
EB27450	16" Tampico
EB275550	10" Ultra Cloth
EB275580	16" Ultra Cloth



WHEEL WIZARD

EB47700	HOGS HAIR
EB47530	RED NYLON
EB47540	GREEN NYLON
EB47520	BLUE NYLON



Made in The U.S.A.



EB47530



EB47700

FOAM BRUSH REPLACEMENT PARTS

RUBBER BUMPER



FO207BK	Black
FO207BL	Blue
FO207R	Red

ALUMINUM CASTING



FO208AC

BLACK CASTING



FO208PC

SCREWS



FO209ESA	SHORT for aluminum heads
FO209ESP	LONG for plastic heads



SUPER LONG HOGS HAIR FOAM MASTER



Made in The U.S.A.



Aluminum Casting

BLUE

EB212371



Plastic Casting

EB212570

THE ONLY TRIPLE SURFACE BI-LEVEL



BLUE NYLON

GREEN NYLON



EB225301



EB225200

HOGS HAIR TRUCK BRUSH BROWN W/ BUMPER



EB23350



BUDGET FOAM MASTER



BLUE W/ ALUMINUM HEAD

EB212641



BLUE W/ PLASTIC HEAD

EB212651

ROUND HOGS HAIR W/ BRASS THREADS



EB21930B



BLACK & WHITE FEATHER TIP BRUSH



Made in The U.S.A.



F0204



THE ONLY HOGS HAIR BI-LEVEL BRUSH



F0220



Made in The U.S.A.

ROUND NYLON FOAM MASTER

(NON-REPLACEABLE)
BLACK PLASTIC HEAD



BRISTLE	PART #
BLUE	EB219620
RED	EB219640
BLACK	EB21960

WASH BRUSHES



LT1102



LT8150



LT1100	10" green nylex with bumper
LT1102	10" synthetic salt & pepper
LT8150	14" truck brush w/o bumper

GONG BRUSHES



LT8572



LT8472

White Wall Tire Brush

LT8382	8 1/2" Tampico
LT8472	8 1/2" Yellow Soft
LT8572	21" Blue soft

Push Brooms



LT305 24" Multi-surface



Bi-Level Brush




LT1500 10" Bi-level brush

Tire Brushes

LT1936	8 1/2" Brass wire
LT1940	8 1/2" stiff synthetic



Handles



A	LT591	6' - 12' Fiberglass telescoping
B	LT504	60" Steel Flo-Thru
C	LT563	60" Black coated metal
D	LT544	60" Fiberglass w/Tec-Tip
E	LT536	48" wooden (for squeegee)
F	LT562	60" wooden w/metal tip
G	LT552	60" wooden (for squeegee)

Miscellaneous

A

B

C

D

E

D

F

A	LT779	Cornwhisk
B	LT10975	Grill & spoke brush
C	LT571	36" curved squeegee**
D	LT567	24" straight squeegee**
E	LT669R LT669Y	Shop scoop (red or yellow)
F	LT736	8" counter duster for scoop shop

**Order LT552 handle for squeegee

FOAM BRUSH

- Stainless steel brush head
- High quality hogs hair bristles
- Non-marking rubber trim
- Swiveling Inlet

BOMP25922	41"
BOMP25923	50"



Arcadian Series

HOGS HAIR REPLACEMENT BRUSH



BOMP29011

FOAM BRUSH



Nylon-type synthetic bristles



● One-piece bumper

BRB2000

FOAMY BRUSH HOLDER



FHH300



Reinforced

FHH300-R

Replacement Rubber **FHH300-RUBBER**

STAINLESS STEEL NON-FLEXIBLE WAND HOLDER



WHS06	6"
WHS17	17"
WHS22	22"

STAINLESS STEEL FOAMY BRUSH HOLDER BOX


- Holds brush horizontally
- Keeps brush from freezing

SPECIFY RIGHT SLOT OR LEFT SLOT



FBHSS

STAINLESS STEEL 2 PRONG FOAM BRUSH HOOK



FBH915

J HOOK

Wall Hose/Brush Hooks. Neatly attach hose & brushes to walls to keep them out of the flow of traffic. Pre-drilled mounting holes. Available in rubber coated or stainless steel.

STAINLESS STEEL FOAMY HANDLE HOLDER



FHHS316

Stainless

FBH919S

Rubber

HHRC4



WALL/FLOOR MOUNTED
BRUSH BUCKET
W/ OVERFLOW



BOMP29027

6" STAINLESS STEEL
WAND HOLDER
for TriFoam Gun



WHS06

FLOOR MOUNTED
WAND HOLDER
SPRING LOADED



- W/ recovery port

BOMP29097

STAINLESS STEEL
GUN HOLDER
for TriFoam Gun



TFGHSS

SNAP-IN (Stainless Steel Base)
Foam Brush Handle Holders



FBHH916

Foam Brush Holder Plate



FBHP

STAINLESS STEEL
FLEXIBLE WAND HOLDER



- 26" LONG • 2½" DIAMETER
- Fitting on bottom for drip recycling

WHFS26

FOAMY BRUSH BUCKET



- 11 " long
- 6" W x 6" deep
- Use with foamy weep system
- Keeps brushes clean
- Heavy duty polyethylene

Blue F00260

White F00261

Arcadian Services

ACME TIRE INFLATORS

Inflator with gauge Dual End



AC0505

Inflator with gauge Straight



AC0500



Replacement Hose & Nozzle



AC0510

MASTER SIGNAL 3/8" DRIVEWAY BELL HOSE



H00150

PER FOOT
Used with air switch

AMFLO TIRE INFLATORS

VAA8533



WHIP ASSEMBLY



VAA853311

ACME TIRE INFLATORS



1/4 F
AC0512



W/ BARB
AC812

AIR SWITCHES

#32 N/O with Alum. Box



AS32WB

#32 Normally
Open

AS32



#16 Normally Open



AS16

PARTS

Driveway Signal Bell



AS10SB

Rubber Plug



ASHP

Hose Splicer
(Hose connector for
3/8" ID hose)



AS17

Hose Wye



AS15Y

Hose Anchor



AS14

RECORA® AUTO ALERT TREADLE SWITCHES

Automatic vehicle detectors for commercial and industrial use.

- Ideal for turning equipment on without touching cars
- Rugged enough to work under multi-ton trucks
- Easily wires to lights, horn, bells, or any signaling device
- Molded to 3/16" steel base plate, 7/8" thick, mounting holes on corners
- Standard sensitivity to 10-15 lbs.
- Standard lead wires are 20' of 18AWG
- Lead lengths can be up to 150'

Low maintenance!
Hundreds of uses!

AM290	5" x 17"
AM300	5" x 24"
AM305	5" x 32"
AM295	24" x 10"



Also available: Ramp Set - Turn any flat switch into a ramped switch AM300R 24" x 5"

TRACTION CONTROL SERIES

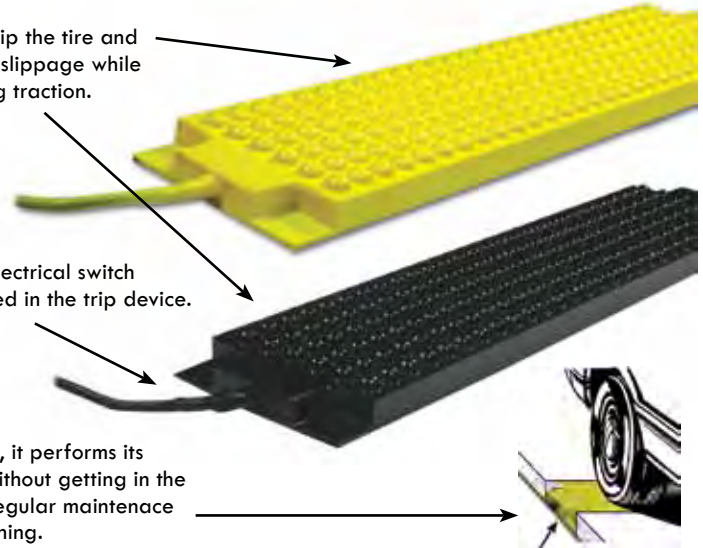
- Ideal for turning equipment on without touching cars
- Rugged enough to work under multi-ton trucks
- Sensitive enough to respond to the smallest, lightest cars
- Safe, fast, and easy to move in the wash tunnel or on the apron for exact timing control

AM310Y	5" x 24"	YELLOW
AM310	5" x 24"	BLACK
AM315Y	5" x 32"	YELLOW
AM315	5" x 32"	BLACK

Cleats grip the tire and minimize slippage while improving traction.

Simple electrical switch embedded in the trip device.

Recessed, it performs its function without getting in the way of regular maintenance and cleaning.



N3 SERIES


- Provides automatic vehicle detection without frequent maintenance concerns
- Manufactured for reliability
- Able to withstand severe weather conditions
- Extremely effective, yet uncomplicated- perfect for any drive-through wash system where additional systems need to be activated within the wash tunnel

AM320Y	3" x 24"	YELLOW
AM320	3" x 24"	BLACK
AM325Y	3" x 32"	YELLOW
AM325	3" x 32"	BLACK

Designed to roll water off its back.

Simple electrical switch embedded in the trip device.

Rugged water and weather-resistant detector with built-in ramp is designed and manufactured to last. Saves on costly maintenance.



TAPESWITCH® FLOOR SWITCHES



Technical Data

- Voltage: 24 VAC or DC
- Current Rating: 1 Amp
- Actuation Force: 15 lbs nominal
- Material: Molded PVC
- Color: Gray
- Mounting: 4 thru holes on 3/16" steel plate

REGULAR SQUARE FLOOR SWITCH

Part #	Size
TSCW517	5"W x 17"L
TSCW524	5"W x 24"L
TSCW532	5"W x 32"L
TSCW536	5"W x 36"L
TSCW548	5"W x 48"L
TSCW1024	10"W x 24"L



RAMPED FLOOR SWITCH

Part #	Size
TSCW916R	9" W x 16" L
TSCW924R	9" W x 24" L
TSCW932R	9" W x 32" L
TSCW936R	9" W x 36" L
TSCW948R	9" W x 48" L
HSP92208	24" W x 30" L (Yellow)
TSCWR2430B	24" W x 30" L (Gray)
TSCWR2430A	24" W x 30" L (Black)



HSP92208



TSCWR2430B



TSCWR2430A



Replacement Switch Only

TSRBMA24RS TSRBMA36RS

RBMA FLOOR SWITCH

PART #	Size
TSRBMA24	24"L
TSRBMA36	36"L



OUTDOOR BANNERS 14"W X 2'H

Heavy Duty for Long Term Outdoor Display/Mounting Grommets.



BANNER01



BANNER02



BANNER03



BANNER04



BANNER05

PLASTIC BARRICADE SIGN



- Economical and easy to transport
- 25"W x 45" H
- Strong durable plastic. Light weight for exterior use. Panels are attached to frame with Velcro
- Frame can be filled with water or sand for extra stability.



W025



W040



W072



W065



W065

TSS053	Frame Only
TSS054	Insert Only

Please Specify Insert number when ordering.

AUTOMATIC CAR WASH INSTRUCTION SIGNS - 20" x 36"



TSS020N-WE



TSS020N-WA



TSS020N-WB



TSS020N-WD

Arcadian Services


WINDMASTER SIGNS INSERTS

28"W x 44"H Sign Insert Only



Salt Eats

WMS120



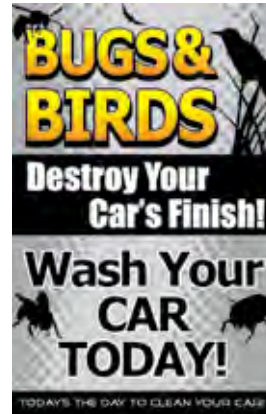
Self Serve

WMS110




Carwash Open

WMS100



Bugs & Birds

WMS125



Credit Cards

WMS115



Touchless

WMS105



Dog Wash

PTW145



Green

WMS130



Vision Clear

WMS550



Wheel Brite

WMS540



Tire Shine

WMS510




Double Bond

WMS520



Triple Foam

WMS530



We Recycle Water

WMS320



Stay Clean Go Green

WMS310

DELUXE BAY SIGNS



12"W x 12"H

SIKR084



SIKR081



SIKR083



SIKR082



SIKR080



SIKR086



SIKR085

WINDMASTER SIGNS INSERTS

\$57.50

28"W x 44"H Sign Insert Only



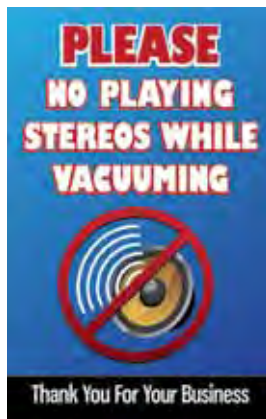
Gift Cards

WMS135



No Mud

WMS170



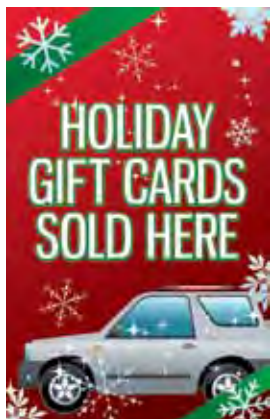
No Stereos

WMS155

WINDMASTER SIGN STAND



Stand Only



Holiday Gift Cards

WMS150



Detailing

WMS140



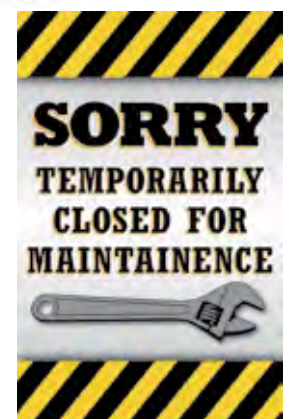
Closed Due to Weather

WMS165



Express Wax

WMS145



Closed 4 Maintenance

WMS160



CLASSIC NEON LETTER STICKS



- This classic fixture has your neon message spelled in actual neon
- 4 ft. fixture - 48"H x 6"W x 6½"D
- 5 ft. fixture - 60"H x 9"W x 6½"D
- 7 ft. fixture - 84"H x 9"W x 6½"D
- Aluminum housing and high impact plastic face with stainless steel hardware
- 120VAC/2.5 AMPS Max
- Swivel mount at no additional charge, or a pedestal mount at an additional charge

TSS940	4 ft. SINGLE Color Fixture - Up to 14 Letters Max.
TSS942	4 ft. MULTI Color Fixture - Up to 14 Letters Max.
TSS930	5 ft. SINGLE Color Fixture - Up to 14 Letters Max.
TSS931	5 ft. MULTI Color Fixture - Up to 14 Letters Max.
TSS932	7 ft. SINGLE Color Fixture - Up to 14 Letters Max.
TSS933	7 ft. MULTI Color Fixture - Up to 14 Letters Max.
TSSPED4	Pedestal for 4 ft. fixture with a 32" ground clearance
TSSPED5	Pedestal for 5 ft. fixture with a 32" ground clearance

CLASSIC NEON BRIGHT STICKS



- This classic fixture has a colored neon with a vinyl message applied to the outside of the fixture.
- 4 ft. small fixture - 48"H x 6"W x 6½"D
- 4 ft. medium fixture - 48"H x 9"W x 7½"D
- 7 ft. fixture - 84"H x 9"W x 6½"D
- Aluminum housing and high impact plastic face with stainless steel hardware
- 120VAC/2.5 AMPS Max
- Swivel mount at no additional charge, or a pedestal mount at an additional charge

TSS951	4 ft. Small SINGLE Color Fixture
TSS957	4 ft. Small MULTI Color Fixture
TSS960	4 ft. Medium SINGLE Color Fixture
TSS963	4 ft. Medium MULTI Color Fixture
TSS970	7 ft. SINGLE Color Fixture
TSS974	7 ft. MULTI Color Fixture
TSSPED4	Pedestal for 4 ft. fixture with a 32" ground clearance
TSSPED5	Pedestal for 5 ft. fixture with a 32" ground clearance





FLASHING APEX FIXTURES

- This fixture has the latest combination of full color graphics and ultrabright LED clusters.
- Sleek semi round fron will capture your customers attention
- 4 ft. fixture - 48"H x 12½"W x 5½"D 5 ft. medium fixture - 60"H x 12½"W x 5½"D
- Baked enamel aluminum body and high impact plastic face.
- 100 - 240VAC/.5 AMPS Max
- Swivel mount at no additional charge, or a pedestal mount at an additional charge
- Sign comes with a built in flasher

Body Colors:



*Please specify design number and body color when ordering.



Polish Wax 001 Under Body 002 Rain-X® 003 Presoak 004 Armor All Tires 005 Rust Buster 006 Protectant 007 LustraShield 008 Clear Coat 009

TSSAL4	4 ft. Fixture
TSSAL5	5 ft. Fixture
TSSPED4	Pedestal for 4 ft. fixture with a 32" ground clearance
TSSPED5	Pedestal for 5 ft. fixture with a 32" ground clearance

NEVER CHANGE A BULB AGAIN!



THESE FIXTURES ARE INTERNALLY LIT WITH ULTRA BRIGHT LED CLUSTERS



2 SECTION TRAFFIC FIXTURE W/ STROBES



- 18"W x 18"H x 6½"D
- Anodized aluminum body with stainless steel hinge and hardware and a high impact plastic face.
- 120VAC/1 AMP Max
- 100 - 240VAC/.5 AMPS Max
- Swivel mount or a pedestal mount (with a 32" ground clearance) at no additional charge

Strobe Colors



Sunshield Colors



TSS147	2 Section Traffic Fixture (specify strobe color and mounting style when ordering)
TSSR147	Sunshield (specify color when ordering)

Arcadian Services

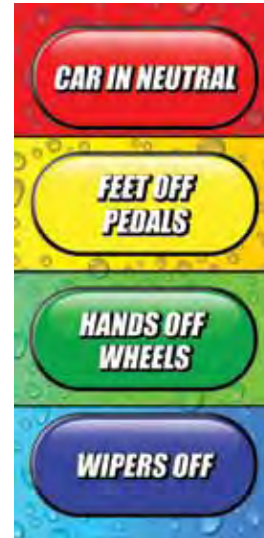
INSTRUCTIONAL CABINET




Design A

- This sign does not have any sections. The entire sign lights up to instruct your customers.
- 24"W x 48"H x 6½"D
- Anodized aluminum body with stainless steel hinge and hardware and a high impact plastic face.
- 120VAC/2 AMPS Max
- Swivel mount or a pedestal mount (with a 32" ground clearance) at no additional charge.

TSS150	Instructional cabinet illuminated with SPIRAL FLUORESCENT BULBS
TSS150L	Instructional cabinet illuminated with LED CLUSTERS



Design B



Design C

INSTRUCTIONAL CABINET WITH STROBES



Design A

TSS151

*Specify strobe colors when ordering

- The entire left side of the fixture (message area) will remain lit and the strobes will alternate down from top to bottom
- 24"W x 48"H x 6½"D
- Anodized aluminum body with stainless steel hinge and hardware and a high impact plastic face.
- 120VAC/2 AMPS Max
- Swivel mount or a pedestal mount (with a 32" ground clearance) at no additional charge.
- Lit with ultra bright LED Lights



NEVER CHANGE A BULB AGAIN!



THESE FIXTURES CAN BE INTERNALLY LIT WITH ULTRA BRIGHT LED CLUSTERS

Strobe Colors



Amber

Red

Green

Blue

White

CLASSIC VERTICAL MENU



- Fully customized menu in full color with the prices of your car wash services applied in removable vinyl film that is easy to change without having to replace the entire menu face.
- Dimensions Vary - All menus are 6½” D.
- Anodized aluminum body with stainless steel hinge and hardware and a high impact plastic face.
- Lit with daylight spiral fluorescent bulbs.
- 120VAC/2.5 AMPS Max
- Single or dual pedestal mount both have a 24” ground clearance.

LED Flex Lite Colors:



TSS3X6V	3 ft.W x 6 ft. H without LED border
TSS3X6VRF	Replacement Face for TSS3X6V
TSS3X6VL	3 ft. W x 6 ft. H with LED border
TSS3X6VLR	Replacement Face for TSS3X6VL

ILLUMINATED DIE CUT MENU



- Every aspect of this menu is customized to your was theme, from the header down to the shapes and sizes of the packages. The menu packages are illuminated but the background of the sign body is not illuminated. This design allows you to replace any package in the future with your offerings change.
- 4 ft.W x 8 ft H.
- Aluminum structure with high impact plastic faces. Sign has back support giving it extra rigidity
- 120VAC/3 AMPS Max
- Heavy mounting plate. Common base plate size is 36”W x 10”D.

TSS4X8ADCB	4 ft.W x 8 ft. H illuminated with SPIRAL FLUORESCENT BULBS
TSS4X8ADCBL	4 ft.W x 8 ft. H illuminated with LED LIGHTS

NEVER CHANGE A BULB AGAIN!



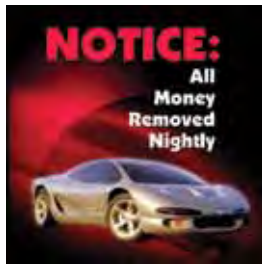
THIS FIXTURES CAN BE INTERNALLY LIT WITH ULTRA BRIGHT LED CLUSTERS

DELUXE SIGNS

12" x 12"
Lexan



SIKR002



SIKR003



SIKR006



SIKR007



SIKR035



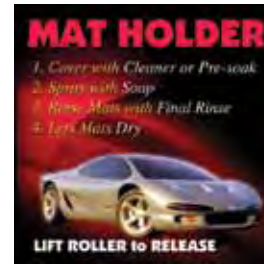
SIKR010



SIKR011



SIKR015



SIKR016



SIKR018



SIKR020



SIKR022



SIKR023



SIKR024




SIKR025



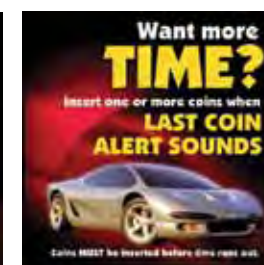
SIKR027



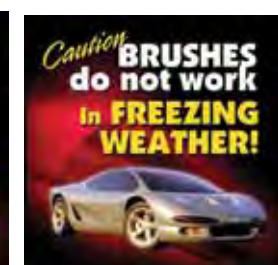
SIKR029



SIKR030



SIKR032



SIKR034

18" x 24" Lexan

9" x 16" Lexan



SIKR036 18" x 24"

SIKR037 9" x 16"



SIKR038 18" x 24"

SIKR039 9" x 16"



SIKR046 18" x 24"

SIKR047 9" x 16"



SIKR048 18" x 24"



SIKR050 18" x 24"



SIKR051 18" x 24"

Arcadian Services

1-800-BUY-SOAP / 1-888-BUY-A-WASH

18" x 24" Polystyrene Signs



SIKR138



SIKR139



SIKR132



SIKR134



SIKR135



SIKR136




SIKR137

9" x 16" Lexan



SIKR053



SIKR055



SIKR059



SIKR063



SIKR065



SIKR066



SIKR067

18" x 24" Lexan



SIKR068



SIKR070

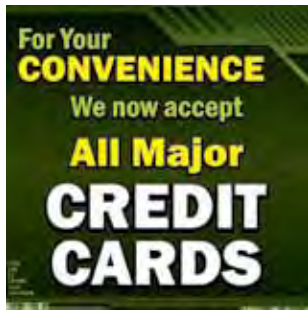


SIKR071



SIKR072

12" x 12" Polystyrene




SIKR073



SIKR074



SIKR075



SIKR141

9" x 16" Polystyrene Signs



SIKR101




SIKR103



SIKR104



SIKR105



SIKR106



SIKR114



SIKR116



SIKR117



SIKR118



SIKR128



SIKR130



SIKR131

"DELUXE SERIES" In-Bay Signs 16" x 9" Lexan



SI0500



SI0575



SI0550



SI0525

Bilingual PURPLE LEXAN SIGN WITH RED, GREEN, AND YELLOW PRINT



24" x 18"

SI0108

WHITE POLYSTYRENE SIGN WITH BLUE PRINT AND CLEAR COAT



18" x 24"

SI0107



SIKRBL007

SIKRBL006

SIKRBL005

SIKRBL004

BI-LINGUAL DELUXE SIGNS 16" x 9" Polystyrene



SIKRBL001

SIKRBL002

SIKRBL011

SIKRBL003

SIKRBL009

SIKRBL010

SIKRBL008



Bi-Lingual INSTRUCTION SIGNS LEXAN IN-BAY CLEAN-UP SERIES 18" X 24"

SI0111	Spot Free Rinse
SI0111E	Engine & Degreaser
SI0111FB	Brush Wash
SI0111P	Pre-soak
SI0111S	High Pressure Soap
SI0111W	Ultra Wax

Arcadian Services

- 11" x 11" 1/8" PLASTIC SIGNS WITH 3/4" ROUNDED CORNERS
- 1/8" HOLES IN EACH CORNER
- UV PROTECTIVE COAT
- RED ON WHITE PLASTIC



SI51023



SI51024



SI51025



SI51026



SI51028



SI51010



SI51042



SI51043



SI51044



SI51045



SI51046



SI51047



SI51052



SI51053



SI51054



SI51055

NYLON TAPIT ANCHOR

For fastening signs to wall



1/4" x 1"

NB0225



1/4" x 3/4" 25/Pack

NB2575

- 11" x 11" 1/8" PLASTIC SIGNS WITH 3/4" ROUNDED CORNERS
- 1/8" HOLES IN EACH CORNER
- UV PROTECTIVE COAT
- RED ON WHITE PLASTIC



SI51001



SI51003



SI51004



SI51005



SI51006



SI51007



SI51008



SI51009



SI51030



SI51011



SI51012



SI51013



SI51014



SI51015



SI51016



SI51017



SI51018



SI51019



SI51020



SI51021

18" x 18" Polystyrene

(Minimum order of 4 for each unique design)



CALL FOR PRICES!



Choose from any of these unique backgrounds, or send us your own!

Custom car wash signage designed to YOUR specifications!



SIKR700

SIKR701

SIKR702

SIKR703

PICTORIAL SIGNS

16" x 23"

Pre Soak	SIG21091
Foaming Brush	SIG21065
Degreaser	SIG21064
Triple Foam Brush	SIG21069
Clear Coat	SIG21096
Triple Foam Conditioner	SIG21076
Liquid Wax	SIG21090
Tire Cleaner	SIG21094
Spot Free Rinse	SIG21067



MENU SIGNS STRIPS AND LEXAN MENU

MENU STRIPS

ENGLISH	BILINGUAL		
SI0130S1	SIBL21232	Wash/Soap	Orange
SI0130S2	SIBL21231	Rinse	Yellow
SI0130S3	SIBL21237	Wax	Green
SI0130S4	SIBL21233	Foam Brush	Blue
SI0130S5	SIBL21239	Stop	Red
SI0130S6	SIBL21235	Tire Cleaner	White
SI0130S7	SIBL21234	Engine Cleaner	Gold
SI0130S8	SIBL21240	Tire/Engine Cleaner	Brown
SI0130S9	SIBL21238	Spot Free Rinse	Teal
SI0130S10	SIBL21230	Presoak	Pink
SI0130S11	SIBL21242	Clear Coat	R/Y/B
SI0130S12	SIBL21241	Foamy Conditioner	R/Y/B
SI0130S13	SIBL21243	Tri-Foam	R/Y/B
SI0130S14	-	Air Dry	Gold

MENU SIGN

23½W x 35H

- SIGN SOLD SEPARATELY
- SIGN HOLDS UP TO 8 STRIPS
- COLORFUL LEXAN STRIPS WITH GLOSSY FINISH FOR YOUR INSTRUCTION SIGNS



8 Position Sign

SI0130

10 Position Sign

SI0130-10

8 POSITION ROTARY DECAL CIRCLE INSERTS



Each

CB03461	Wash/Soap	Orange
CB03462	Rinse	Yellow
CB03463	Wax	Green
CB03464	Foam Brush	Blue
CB03465	Stop	Red
CB03466	Tire Cleaner	White
CB03467	Engine Cleaner	Gold
CB03468	Tire/Engine Cleaner	Brown
CB03469	Spot Free Rinse	Teal
CB034610	Presoak	Pink
CB034611	Triple Foam Brush	R/Y/B
CB034612	Clear Coat	R/Y/B
CB034613	Foamy Conditioner	R/Y/B
CB034614	Air Dryer	

8 POSITION ROTARY DECAL WITH CIRCLES

CB0345

- 3½" x 3½"
- Colorful circles are used to show functions
- Looks great with coordinating menu signs. (Sold Above)



10 POSITION ROTARY DECAL WITH CIRCLES

CB0345-10



8 POSITION ROTARY DECAL

"Circles Stick on the Back"

DERS8

4"x4"



10 POSITION ROTARY DECAL

"Circles Stick on the Back"

DERS10

4"x4"



CIRCLE DECALS



Deluxe Menu Strips

CMPST1	Presoak
CMPST2	Rinse
CMPST3	Soap
CMPST4	Foam Brush
CMPST5	Engine/Degreaser
CMPST6	Tire Cleaner
CMPST7	Tire/Engine
CMPST8	High Pressure Wax
CMPST9	Spot Free Rinse
CMPST10	Stop
CMPST13	Color Foam Conditioner
CMPST14	Color Foam
CMPST15	Bug Remover
CMPST16	Air Dry

Extreme Menu Signs

by Craftmark
23" x 45"
Lexan



CMBS1E	8 Position Yellow Sign, Blue Text
CMBS1F	8 Position Blue Sign, Yellow Text
CMBS1G	8 Position Pink Sign, Yellow Text
CMBS1H	8 Position Green Sign, Blue Text
CMBS1J	8 Position Blue Sign, Orange Text
CMBS1QM	10 Position Yellow Sign, Blue Text
CMBS1RM	10 Position Blue Sign, Yellow Text
CMBS1SM	10 Position Pink Sign, Yellow Text
CMBS1TM	10 Position Green Sign, Blue Text
CMBS1VM	10 Position Blue Sign, Orange Text

Arcadian Services

DELUXE CHANGER SIGNS

20½" W x 15" H Polystyrene



SIKR150



SIKR151



SIKR152



SIKR153

RED, BLUE, BLACK, AND SILVER ON WHITE



* 16" x 9"
* PLASTIC

SI0142

SLIPPERY CONDITIONS 16" x 9"



SI0146



SI0144

ARROW DECAL

CAN BE USED ON ANY OF OUR BILL CHANGER SIGNS

SI0119



RED AND BLUE ON WHITE

* 16" x 9"
* PLASTIC

SI0127



WHITE SIGN WITH RED PRINT

24" x 18"



SI0120

18" x 24"



SI0121

WARNING Alarm System Sign



● 4' x 2'

CB0350

YELLOW POLYSTYRENE SIGNS WITH BLACK PRINT



12" x 12"

SI0117



12" x 12"

SI0135

WHITE POLYSTYRENE SIGN 24" x 18" WITH RED AND BLACK PRINT



SI0109



SI0110



9" x 16"

SI0105

CAUTION SIGN 14" x 12"



SI0122

NO CHANGE GIVEN! DECAL



• 3.5" x 2.5"

DE030

RED & WHITE LEXAN DECALS



• 2 3/4" sq.

DE275-1R	.25 Deposit 1 Quarter
DE275-2R	.50 Deposit 2 Quarters
DE275-3R	.75 Deposit 3 Quarters
DE275-4R	1.00 Deposit 4 Quarters
DE275-5R	1.25 Deposit 5 Quarters
DE275-6R	1.50 Deposit 6 Quarters
DE275-7R	1.75 Deposit 7 Quarters
DE275-8R	2.00 Deposit 8 Quarters
DE275-9R	2.25 Deposit 9 Quarters

POLYSTYRENE SIGNS 8" x 9"

SI0102

SI0102	.50 TO START USE 2 QUARTERS
SI0103	.75 TO START USE 3 QUARTERS
SI0104	1.00 TO START USE 4 QUARTERS
SI0115	1.25 TO START USE 5 QUARTERS
SI0118	1.50 TO START USE 6 QUARTERS
SI0114	1.75 TO START USE 7 QUARTERS
SI0112	2.00 TO START USE 8 QUARTERS
SI0113	2.25 TO START USE 9 QUARTERS
SI0116	2.50 TO START USE 10 QUARTERS



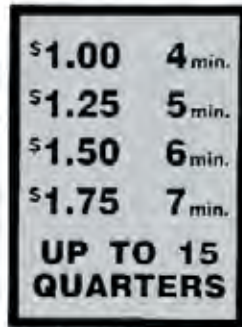
BLUE & WHITE LEXAN COIN BOX DECALS



- 2 3/4" sq.
- Blue/White
- Lexan

DE275-1BL	.25 Deposit 1 Quarter
DE275-2BL	.50 Deposit 2 Quarters
DE275-3BL	.75 Deposit 3 Quarters
DE275-4BL	1.00 Deposit 4 Quarters
DE275-5BL	1.25 Deposit 5 Quarters
DE275-6BL	1.50 Deposit 6 Quarters
DE275-7BL	1.75 Deposit 7 Quarters
DE275-8BL	2.00 Deposit 8 Quarters
DE275-9BL	2.25 Deposit 9 Quarters

SILVER & BLACK MULTIPLE TIMES



3" x 4"

CB336-44	1.00 - 4 MINUTES
CB336-54	1.25 - 4 MINUTES
CB336-55	1.25 - 5 MINUTES
CB336-64	1.50 - 4 MINUTES
CB336-65	1.50 - 5 MINUTES
CB336-74	1.75 - 4 MINUTES
CB336-75	1.75 - 5 MINUTES
CB336-84	2.00 - 4 MINUTES

SILVER & BLACK MORE QUARTERS MORE TIME



3" x 4"

CB335-2	.50
CB335-3	.75
CB335-4	1.00
CB335-5	1.25
CB335-6	1.50
CB335-7	1.75
CB335-8	2.00

BLACK & YELLOW DECALS



CBDD



CBDQD



CBDDT



CBDQDT

YELLOW AND BLACK COIN BOX DECALS



- 3" x 3" sq.

CB0440-2	DEPOSIT \$.50
CB0440-3	DEPOSIT \$.75
CB0440-4	DEPOSIT \$1
CB0440-5	DEPOSIT \$1.25
CB0440-6	DEPOSIT \$1.50
CB0440-7	DEPOSIT \$1.75
CB0440-8	DEPOSIT \$2

YELLOW AND BLACK Deposit Quarters COIN BOX DECALS



- 3" x 3" sq.

CB0347-1	.25 Deposit 2 Quarters
CB0347-2	.50 Deposit 2 Quarters
CB0347-3	.75 Deposit 3 Quarters
CB0347-4	1.00 Deposit 4 Quarters
CB0347-5	1.25 Deposit 5 Quarters
CB0347-6	1.50 Deposit 6 Quarters
CB0347-7	1.75 Deposit 7 Quarters
CB0347-8	2.00 Deposit 8 Quarters
CB0347-9	2.25 Deposit 9 Quarters
CB0347-10	2.50 Deposit 10 Quarters
CB0347-11	2.75 Deposit 11 Quarters
CB0347-12	3.00 Deposit 12 Quarters

BLUE & WHITE DECAL



● 1½" x 1½"

DE15-2	.50 insert 2 coins
DE15-3	.75 insert 3 coins
DE15-4	1.00 insert 4 coins
DE15-5	1.25 insert 5 coins
DE15-6	1.50 insert 6 coins
DE15-7	1.75 insert 7 coins
DE15-8	2.00 insert 8 coins
DE15-9	2.25 insert 9 coins

BLACK AND WHITE COIN BOX DECALS



● 3" x 3" sq.
● Black/White

DE347-2BK	.50 Deposit 2 Quarters
DE347-3BK	.75 Deposit 3 Quarters
DE347-4BK	1.00 Deposit 4 Quarters
DE347-5BK	1.25 Deposit 5 Quarters
DE347-6BK	1.50 Deposit 6 Quarters
DE347-7BK	1.75 Deposit 7 Quarters
DE347-8BK	2.00 Deposit 8 Quarters
DE347-9BK	2.25 Deposit 9 Quarters
DE347-10BK	2.50 Deposit 10 Quarters
DE347-11BK	2.75 Deposit 11 Quarters
DE347-12BK	3.00 Deposit 12 Quarters

More Quarters, More Time/Buzzer Alert Decals

● 2" x 2"



DE010-2

● 3" x 3"



DE010

● 3" x 3"



DE015

SUPER-VAC PRICE DECALS 4" x 2½"



EMPTIED DAILY DECAL

● 3½" x 3½"

CB0348



VA30077



VA30216



VA30301

*Also Available in \$.25 decal [VA30076](#)



TIME DECALS BLUE ON WHITE

● 1½" x 1½"

DE15262	2 Min.
DE15263	2½ Min.
DE15264	3 Min.
DE15265	3½ Min.
DE15266	4 Min.
DE15267	4½ Min.
DE15268	5 Min.
DE15269	5½ Min.

VACUUM DECAL



● 4" x 3"

CB0373

TOKENS & QUARTERS DECAL



● 3" x 4"

CBDTQ

MEDECO SCREW LOCK

The Medeco unique design provides triple locking action, making the locks virtually pick-proof.

- Fully Threaded
- Comes w/1 Key



Part #	Size	Fits
L00195	3"	Old style Round Monorail
L00197	4"	G-2 Vac
L00198	4 3/4"	Kleen-Rite 6165 coin box

MEDECO CAM LOCK

All Medeco cylinders are constructed of durable machined brass components, designed to last the life of your equipment. Hardened stainless steel inserts inside the cylinder provide the ultimate defense against drilling and other forms of physical attack. Unique elevating and rotation tumbler pin system is virtually pick-proof.



5/8" LOCK L00137

- Comes with 1 key
- Fits most coin boxes

7/8" LOCK L00138

- Comes with 1 key
- Fits Adams Vac coin box

MEDECO PLUG LOCK

Fits all popular brands of Changers and D&S Safes

Plug Lock & Key	L00190
Housing Only	L00193
Key Only	L00191



MEDECO SWITCH LOCK

This 3/4" diameter switch lock offers a wide range of electrical functions combined with the security and key control of a Medeco cylinder. Great for applications requiring controlled access to electrically activated systems. **Comes with ONE key!**



L00139

MEDECO T HANDLE LOCK

- Four pin standard
- Dead and spring bolt functions available. 180 degree rotation to open.
- Locks fit all NAMA standard T-handles
- **Comes with ONE key!**



L00196


MONORAIL SWITCH LOCK Old Style



VA30073

GEM SCREW LOCK

- Fully threaded
- Key removable in 4 positions
- Comes with 2 keys



L00132

May be cut to desired length

GEM CAM LOCK

5/8" LOCK L00130

- Comes with 2 keys
- Fits most coin boxes

7/8" LOCK L00134

- Comes with 2 keys
- Fits Adams Vac coin box



METER PANEL LOCK

Works great on Industrial and Doyle Vacs!
Comes with 1 keys

L0104800



VENDER LOCK

For Vender coin box & service lid
Comes with 2 keys

LP21133



ECONOMY DISC LOCK

- Stainless Steel
- Hardened Shackle
- 5 Pin Brass Mechanism
- 2 Keys



LOC5000

PICK PROOF LOCK



- Lock Size - 2 3/4"
- Shackle opening- 3/4"W x 3/4"D
- Shackle diameter - 13/32"
- All stainless steel body: INSIDE & OUT
- Hardened shackle w/minimum exposure
- High security pick resistant cylinder
- Hardened steel anti-drill cover to protect the cylinder



Great for Vending Machines

LO0300

LO0105 Stainless Steel Lock



- Stainless steel construction....fights against rust and corrosion
- Case hardened shackle extends around the entire case allowing only 3/4" exposed
- 4 pin tumbler with anti-pick mushroom pins and bronze springs
- Dust cover over the keyway to keep out harsh elements

Part #	Lock Size	Shackle Opening	Shackle Diameter
LO0105	2 3/4"	3/4" Wide 3/4" Deep	13/32"

BUFFO STAINLESS STEEL LOCK



- Lock size - 2 3/4"
- Shackle opening- 3/4"W x 3/4"D
- Shackle diameter - 13/32"
- Stainless steel construction fights rust & corrosion
- Case hardened shackle extends around the entire case allowing only 3/4" exposed
- 4 Pin tumbler w/anti-pick mushroom pins & bronze spring



LO0100

Comes with 2 Keys

LO0350 BIG BOY Abus Lock



- New diskus made of stainless steel with nearly 10,000 lbs. of breaking strength
- Welded armor outer shell and laminated steel core inside combined to create a practically invincible lock.
- 5 pin tumbler with anti-pick mushroom pins and bronze springs
- Added improved thicker metal plates to protect from prying and grinding



Comes with 2 Keys

LO0350

Part #	Lock Size	Shackle Opening	Shackle Diameter
LO0350	3 5/8"	1" Wide 5/8" Deep	1/2"

B55 SERIES SOLID BRASS PADLOCK

Great for Vac Cleanout Doors!

- 4 Pin tumbler security
- Extruded solid brass body
- Chrome plated hardened steel shackle



Part #	Lock Size	Shackle Opening	Shackle Diameter
LOA5545	1 3/4"	15/16" Wide 1" Deep	1/4"
LOA5560	2 3/8"	1 1/4" Wide 1 1/4" Deep	5/16"

70/45 SERIES SOLID BRASS BODY



- Hardened steel shackle
- Solid brass body and internal components
- Keyed differently or keyed alike

LOA7045



SOLID BRASS PINLOCK

- Used in coin boxes and vacs
- Pin is $\frac{3}{8}$ " diameter
- One piece solid extruded bronze

LOO250



180 SERIES RE-SETTABLE COMBINATION

- Hardened steel shackle
- Solid brass body and internal components



LOA18050



LOA18050HB

PIN FOR PINLOCK

- $1\frac{3}{4}$ LONG



LOO250P

PIN FOR PINLOCK

- Stainless Steel
- Threaded



VA40040

THREADED WELD NUT

- For LOCK PIN



VA40041

AMERICAN LOCK

- Patented shackleless lock. Nothing exposed
- Solid 1 piece case is reinforced with 9 hardened steel pins
- Shackle size: $5/8$ " H x $13/32$ " D

LO2000



ROUND MASTER LOCK

- Unique, solid-body design
- $13/32$ " locking bolt
- 6-pin pick resistant cylinder
- $2\frac{7}{8}$ " diameter x $1\frac{1}{2}$ " thick
- 2 keys included

LOM2000



AMERICAN LOCK 700 Series

- $2\frac{1}{2}$ " W x $1\frac{1}{8}$ "
- Thick, case hardened, chrome plated solid steel padlock with Baron shackle

LOAM700



CHINROSE LOCKS

Hidden Shackle Lock

- 2 7/8" Diameter
- 6 pin brass cylinder
- Rekeyable
- Interchangeable
- Two keys included

LOC7000



CHINROSE LOCKS

Weather Proof Pad Lock

- Laminated Steel Padlock with hardened shackle completely encased in Thermoplastic
- Covered key opening
- Protects from water, ice, dirt and grime
- Solid brass pin cylinder
- Double locking mechanism

2"

LOC5750

2-3/8"

LOC7760



CHINROSE LOCKS

Steel Padlock

- 2 7/8"
- Hardened steel shackles
- Protective bumpers
- Double locking mechanism
- 5-pin brass cylinder
- Zinc-plated - against rust and corrosion
- Mushroom pins resist picking

LOC9000



CHINROSE LOCKS

Solid Steel Padlock

- The Boron Alloy Shackle is extra hard and is resistant to sawing, cutting, rust and corrosion
- Dual ball locking for added protection from prying and hammering
- Available in keyed alike and master keyed

LOC9700



CHINROSE LOCKS

Stainless Steel Brass Block Lock

- Extra Security & Ideal for Containers, Lockboxes, Warehouses, etc.
- Size 2 3/4" x 2 1/4" x 7/8"
- Spring Loaded Shackle
- Stainless Steel Armor Plate on Solid Brass
- Key Retaining Mechanism
- 3 Strong Keys
- Available in Keyed Alike & Keyed Different

LOC5070



Stainless Steel LOCK GUARD For Buffo and Abus

LG100



CHINROSE LOCKS

Chrome Plated Padlock

- Disc & Spacer Mechanism
- Double Locking Mechanism
- Stainless Steel Ball Bearing
- Keys with every Padlock
- Hardened Shackle
- Rust and Corrosion Resistant
- Available in Keyed Alike & Keyed Different

1 1/2"

LOC5401

2"

LOC7501



GREENWALD LOCKS



Long Shank Key
Fits the coin box

GR8-55-1

Short Shank Key
Fits the service door

GR8-1169

STAINLESS STEEL **SAFES**

PARTS



- Comes with allen wrench, coin tray & plated head
- Locks **NOT** included

Safe Heads

CBSHPL	Plated safe head
CBSHSS	Stainless Steel safe head
CBSHPLTAB	High-security safe heads
CBSHSR	7.5" diameter star replacement

Coin Trays

Part #	Coin Tray	Safe Size
CBSCT10	6"	10"
CBSCT14	10"	14"
CBSCT18	14"	18"

Round Safes

Part #	Size	Description
CBSR10	10"	w/plated head
CBSR10S	10"	w/stainless steel head
CBSR14	14"	w/plated head
CBSR14S	14"	w/stainless head
CBSR18	18"	w/plated head
CBSR18S	18"	w/stainless head

Repair Kit

**Includes spring, ball and cam*

CBSKR08	Round safe head repair kit
---------	----------------------------

LOCK BARS (1½" Wide)



Part #	Description
CBA9103	Standard - SS 8¼"
CBA9104	Use with Lock guard - Flat SS 8¾"
CBA9105	Monorail style - Flat SS 9½"
LG100	Lock guard (for Buffo and Abus)

SQUARE SAFES

- All Stainless Steel Construction
- 8" x 12"
- Comes with allen wrench, coin tray, & lock bar
- Locks **NOT** included
- Use LO0190 (Medico Plug Lock)

CBS609A



SWINGER COIN BOX

Easy service hinged door. Available in coin box and vault ready style. Locks sold separately

CBS2000



LATCH GUARD ASSEMBLIES

Cover & protect latches on both doors



LG200A

For IVS, DOYLE & Adams VAC

Arcadian Services

T-HANDLE SQUARE SAFE



9x9x12
High security safe
\$1,000.00 capacity
Medeco T-Handle lock

CBS3000




Medeco T-Handle Lock

CBS0650

12 Position Rotary Switch

Upgrade your boxes today.
Add more functions to
your bays simply.
Direct replacement for
both 8 & 10 position..

ST0214



"Q-C"

ROTARY SWITCH

Revolutionary Design Will Make Changing Out Rotary
Switches a Breeze!!! Comes Complete With Wiring Harness



8 POSITION 2 Stack ROTARY SWITCH

STKR8QC

10 POSITION 2 Stack ROTARY SWITCH

STKR10QC

Parts for STKR10QC

STKR10QC-SWITC	Switch only
STKRP378	Male harness for the STKR10QC
STKRP377	Female harness for the STKR10QC
STKRP374	Female harness for the STKR8QC
STKRP375	Male harness for the STKR8QC



8 POSITION 2 Stack ROTARY SWITCH



STKR8



8 POSITION 3 Stack ROTARY SWITCH



STKR83



10 POSITION 2 Stack ROTARY SWITCH



STKR10

8 POSITION ROTARY SWITCH

2 STACK

- Metal construction
- Double-rotary action with plastic knob
- Includes all mounting hardware



ST0209

2 STACK

- Plastic construction
- Includes all mounting hardware



ST0216P



3 STACK

- Metal construction
- Double-rotary action with plastic knob
- Includes all mounting hardware



ST0210

10 POSITION ROTARY SWITCH



2 STACK

- Metal construction
- Double-rotary action with plastic knob
- Includes all mounting hardware



ST0215

12 POSITION ROTARY SWITCH



- Metal construction
- Double-rotary action with plastic knob
- Includes all mounting hardware

2 STACK



ST0212

3 STACK



ST0213

ELECTRONIC ROTARY SWITCH

EASY REPLACEMENT

WIRE THE PLUG ONCE AND THEN SIMPLY UNPLUG TO REPLACE FUTURE SWITCHES. KNOB SOLD SEPERATELY

8 POSITION ELECTRONIC ROTARY SWITCH

STE8

10 POSITION ELECTRONIC ROTARY SWITCH

STE10



TRANSFORMERS

40 VA
120 to 24Volt

TR0135



100 VA
120-240 to 24Volt

TR0105

Special 5
Amp fuse for
transformer

EL0100



MERCURY RELAYS

Normally Open

RLM24

24 Volt Coil

RLM120

120 Volt Coil



RESETTABLE BREAKER

EL0284



3 AMP - EL0280

5 AMP - EL0281

10 AMP - EL0285

12 AMP - EL0282

15 AMP - EL0283

20 AMP - EL0284

CABLE TIES

100/Pack



TYW4	4" CABLE TIES 18lb
TYW5	5" CABLE TIES 30lb
TYW8	7" CABLE TIES 40lb.
TYW11	11" CABLE TIES 40lb.
TYW14	14" CABLE TIES 40lb.
TYW14-120	14" CABLE TIES 120lb.

ROTARY KNOBS

Standard Black Knob
with 1 set screw

STK211




Heavy-Duty Metal Knob

GRKNOB




Heavy-Duty Yellow Knob
with 2 set screws

CBK238



Heavy-Duty Black Knob
with 2 set screws

CBK238BK



TERMINAL STRIP

15 SPACE



GS18727

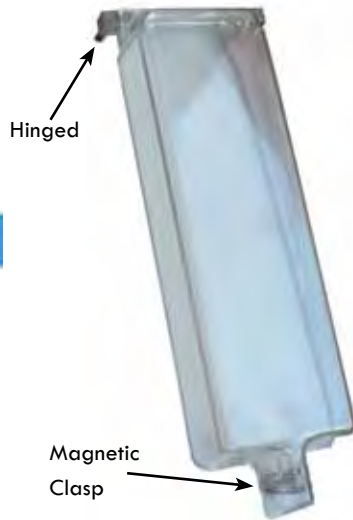
COIN ACCEPTOR SPLASH GUARD

Single with Magnet & Mounting Bracket

• 9 1/4" H x 2 3/4" W x 1" D



BOMP90015



COIN BOX HEATER ASSEMBLY W/Thermostat



30W

GS31070

20W

GS31070A

Also Available for Touchtron 2

COIN BOX HEATER W/Bracket



- 24V
- 30W

GS18128

COIN BOX CONTROL WIRE



WI0090

- 18 GAUGE
- 20 CONDUCTOR
- ASSORTED COLORS

WI0085

- 18 GAUGE
- 15 CONDUCTOR
- ASSORTED COLORS

COIN BOX HEAT TAPE W/Adhesive

- 24V
- 40W

CB0245

- 24V
- 20W

CB0237



THERMOSTAT for 24V Heat Tape



GS28025



COIN BOX PILOT LIGHTS



- 24V
- Choice of Red, Green, or Yellow

CB0228

Red

CB0228G

Green

CB0228Y

Yellow

Also Available
110V
in **YELLOW ONLY!!**
Part # CB0227

SILICONE GASKET MAKER

3 oz. By Dynatex



Clear

DD49204



Black

DD49200

THREAD LOCKER

By Dynatex



Blue
(Medium Strength)

DD49441



Red
(High Strength)

DD49451

SILICONE SPRAY

By Dynatex

10 oz.

DD04603



DIELECTRIC GREASE

By Dynatex

5 oz.

DD49635



TERMINAL KIT w/CASE

By Dynatex

DD0110

Includes:

- (10) 22-14 gauge Blue Wire Nuts
- (5) 22-14 gauge Orange Wire Nuts
- (5) 18-12 gauge Yellow Wire Nuts
- (5) 18-10 gauge Red Wire Nuts
- (10) Crimp Style 22-16 gauge Wire Nuts
- (10) Crimp Style 16-14 gauge Wire Nuts
- (5) Male Disconnects 22-16 gauge Red
- (5) Female Disconnects 22-16 gauge Red
- (5) Male Disconnect 16-14 gauge Blue
- (5) Female Disconnect 16-14 gauge Blue
- (10) Nylon Butt Connector 22-18 g Red
- (10) Nylon Butt Connector 16-14 g Blue
- (10) Nylon Butt Connector 21-10 g Yellow
- (5) Nylon Fork #8 22-18 gauge Red
- (5) Nylon Fork #8 16-14 gauge Blue
- (5) Nylon Fork #8 12-10 gauge Yellow



Heat Shrink Splice Connects



Part #	Description
3M03780	Red, 22 - 18 Gauge 8/pack
3M03781	Blue, 16-14 Gauge 8/pack
3M03981	Blue, 16-14 Gauge 25/pack
3M03782	Yellow, 12-10 Gauge 6/pack
3M03830	Assorted (8 Red, 6 Yellow, 10 Blue)

Female Slide Connects



16-14 Gauge
15 per pack

3M03866

Male Slide Connects



16-14 Gauge
6 per pack

3M03767

Splice Connects



Part #	Description
3M03983	Red, 22 - 18 Gauge 50/pack
3M03883	Red, 22 - 18 Gauge 15/pack
3M03984	Blue, 16-14 Gauge 50/pack
3M03884	Blue, 16-14 Gauge 15/pack
3M03985	Yellow, 12-10 Gauge 25/pack
3M03827	Assorted 36/pack

Quick Electrical Connects



Part #	Description
3M03807	Red, 22 - 16 Gauge 4/pack
3M03826	Assorted 18/pack
3M03874	Blue 18-14 Gauge 16/pack

Quick Electrical Connects Ring, Splice, Slide and Fork Connects

Yellow
12-10 Gauge
3M03804

Blue
16-14 Gauge
3M03801

Insulated Female Slide Connects

16-14 Gauge
15 per pack

3M03868



Heat Shrink Tubing

Assorted Pack of 1/8", 3/8" & 1/4"



Black

5 Pack

3M03825



Multi-color
5 Pack

3M03832

Automotive Attachment Tape



1/2" x 60"

3M03609



Multi-Wire Connects



22-14 Gauge
3/pack

3M03820



Twist Connects



Part #	Description
3M06127	Type R - 20/pack
3M06128	Type G - 13/pack
3M06130	Yellow - 25/pack



Electric Tape



3/4" x 60"

3M49656



Trailer Light Tap Connectors




Water Resistant

4/pack

No Cutting or Stripping Needed

3M03816



Cable Ties

100 Per Pack

*Also Available in Natural Color



Ring Connects

Yellow

12-10 Gauge

9/pack

3M03858



Part #	Description
3M06200	4" Cable Ties
3M06201	6" Cable Ties
3M06202	8" Cable Ties
3M06203	11" Cable Ties
3M06204	15" Cable Ties



Vinyl Insultated Brazed Seam Block Fork Terminal **3M**

Part #	Size	Per Box
3M11920	MVU18BCX	100
3M11928	MVU14BCX	100
3M11920	MVU18BCX	100
3M11939	MVU10BCX	50



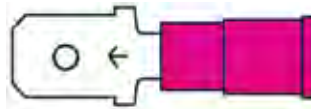
Vinyl Insultated Butted Seam Ring Tongue Terminal **3M**

Part #	Stud Size	Per Box
3M11915	1/4	100
3M11921	6	100
3M11922	10	100
3M11923	1/4	100
3M11924	3/8	100
3M11913	6	100
3M11932	10	50
3M11934	1/4	50
3M11935	3/8	50



Fully Nylon Insulated Butted Seam Male Disconnect **3M**

Part #	Size
3M06152	16-14
3M11822	22-18
3M22997	16-14



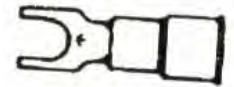
Instant Auto- Electric Connector **3M**

3M06126



Vinyl Insultated Brazed Seam Block Fork Terminal **3M**

Part #	Size
3M11919	18-10
3M11926	14-6
3M11927	14-10



Fully Nylon Insulated Butted Seam Female Disconnect **3M**


Part #	Size
3M11960	16-14
3M11820	22-18
3M22880	16-14



RETROFIT FACEPLATES

Change existing boxes into digital read-outs

Door Type	Part #	Size
D&S Hinged	CBD120	10-3/4 X 7-1/2
D&S Old Box	CBD135	12 x 6
GinSan	CBD130	12 X 5-5/16
Mark-7 Weben 2" Long Drop Slugbuster	CBD150	14 X 8-1/2
Mark-7 Weben Short Drop SlugBuster	CBD155	14 X 8-1/2
Monorail Rectangle Short Drop	CBD200	12-1/4 X 7
Monorail Round	CBD100	8-3/16 dia.
Sherman	CBD160	9-1/4 X 15-1/8
Specialty Rejector 2" Long Drop	CBD115	8-1/4 X 7-1/2
Specialty Rejector Short Drop	CBD110	8-1/4 X 7-1/2



CBD110



CBD115



CBD130



CBD150



CBD135

COIN BOXES

ASSEMBLE YOUR OWN COIN BOXES. WE WILL SELL YOU ALL THE PARTS NEEDED! !
ALL COIN BOXES COME WITH CHOICE OF READ-OUT TIMER OR PLAIN FACE PLATE- must specify

SS VAULT READY COIN BOX

- SS pin lock style stationary pin
- 10 gauge box and face plate w/ 1½ SS nipple
- 7 ¼W x 7 ½D x 10 1/8H

CBA6055



SS PINLOCK STYLE COIN BOX

- Stationary pin
- 10 gauge face plate, money box and shell
- Optional SS lock bar **CBA9104**
- 7 ¼W x 7 ½D x 15 ½H

COIN BOX

CBA6070

RED DECAL

CBD610



SS CAM & SCREW LOCK STYLE



CBA6165

- Optional lock bar **CBA9104**
- Cam lock face plate
- 10 gauge SS shell
- 12 gauge face plate
- 7 ¼W x 7 ½D x 15 ¼H

SS AMERICAN LOCK STYLE COIN BOX

- American 2000 Lock for coin box
- Fort Cam lock for faceplate
- 7¼"W x 7½"D x 15¼"H
- Coin Box

CBA6175



Money Box

for CBA6055 & CBA6070



CBA8204

Digital Readout Faceplate

for CBA6055 & CBA6070

CBA6068



Plain Faceplate

for CBA6055 & CBA6070

CBA8211



Arcadian Services

Deluxe Coin/Bill Meter Box Fully Assembled

To Order:

1. Choose Faceplate Options.
2. Choose Long or Short Hull.
3. Choose Additional Options



Rotary



Push Button

FACEPLATE OPTIONS

Rotary Switch Faceplates:

- 8 or 10 Position Rotary Switch
- Multiple Coin Acceptor
- Dixmor or GS400 Timers
- Coinco or Mars Bill Acceptor

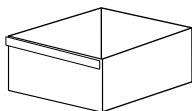
Push Button Faceplates:

- 9 or 12 Button
- Multiple Coin Acceptor
- Dixmor or GS400 Timers
- Coinco or Mars Bill Acceptor

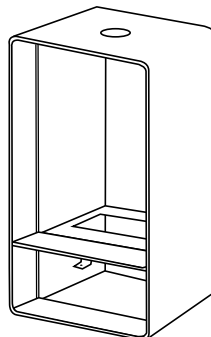
HULL OPTIONS

Long Hull

Part #	Description
CBK52915	Stainless Steel Long Hull Box
CBK37014	Coin Drawer for Long Hull



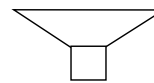
Coin Drawer for Long Hull



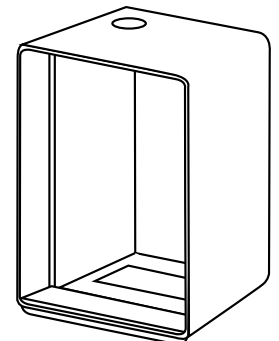
Long Hull
8"D x 10¼"W x 20¾"H

Short Hull

Part #	Description
CBK52911	Stainless Steel Short Hull Box (Vault Ready)
CBK52879	Funnel for Short Hull



Funnel for Short Hull



Short Hull
8"D x 10¼"W x 14¾"H

OTHER OPTIONS

- Choice of Coin Acceptor
- Credit Card Acceptance
- Express Key
- Heater w/Thermostat (31134)
- \$1 - \$20 Bill Acceptor
- Piezo or Mechanical Push Button



Add on Box for Coinco Vantage Validator

CBKCBA

Add on Box for Mars Validator

CBKCBA-M

Furnas

PRESSURE SWITCHES

FOR WATER, LIQUIDS ONLY!
Adjustable differential
2-pole contact
PSI on/off range: 30-50



ST0323

Max Hp 120V	240V	600V
1Ph 1½	2	-
3Ph -	3	1



PRESSURE SWITCHES



ST0320



ST0322

For low pressure pumps, tire cleaner, presoak, and foam brush systems.
For both Air and Liquid. PSI: On-30 Off-50
ST0322 comes **with** manual switch.
ST0320 has **NO** manual switch



Furnas

FOR AIR ONLY!
Fixed differential
Manual auto-off switch
With pulsation plug
Disconnect lever
2-pole contact
PSI on/off range: 95-125

ST0324

Max Hp 120V	240V	600V
1Ph 1½	2	-
3Ph -	3	1

EXPANSION TANK



TAWX101

2 GALLON EXPANSION
1 Gallon Draw
TANK HOLDS 1 GALLON
LIQUID ¾ MIP INLET

TAWX102

5 GALLON EXPANSION
2½ Gallon Draw
TANK HOLDS 2½
GALLON LIQUID
¾ MIP INLET



Furnas

REVERSE ACTION!
2-pole contact
Cut in 50 PSI
Cut out 30 PSI
1/4" F



ST0325

Max Hp 120V	240V	600V
1Ph 2	3	-
3Ph -	5	1

Furnas MOTOR STARTERS



3 POLE MOTOR STARTER WITH OVERLOAD PROTECTOR & HEATER STRIPS.

WITH 24V COIL

MS0510C

WITH 120V COIL

MS0520C

CONTACTORS



MS0100	2 Pole Contactor	24 V
MS0105	2 Pole Contactor	120 V
MS0110	3 Pole Contactor	24 V
MS0115	3 Pole Contactor	120 V

ALLEN/BRADLEY MOTOR STARTER & OVERLOAD PROTECTOR

CONTACTOR

MS18967

ADJUSTABLE
OVERLOAD PROTECTOR

MS18968



Suttner Z BOOM 5'1"



Especially designed for using two booms side by side. The unique design allows for both booms to be mounted to the ceiling for 360° coverage. Bent, "Z" design allows for one boom to move under or over the other boom.

Ready for installation with two integrated swivels, professional high pressure hose with spring and integrated hose bend restrictors. Axle 2-ball bearings and permanently lubricated. Construction is stainless steel. Rated to 4000 PSI and 195° F.



B00250

360° Ceiling Mount Booms

Never Needs Grease!

- Both models 76" in length
- All stainless steel construction
- Both models side tap or top tap
- Never grease/No squeak bearings
- All booms include boom swivel & boom hose

180° Wall mount conversion bracket

BOKB88

FLAT PLATE BOKF76A


Universal Bolt Pattern

Flat Plate Base Only

BOKF

X BRACE BOKX76A

Standard Bolt Pattern



MAXI-FLEX CEILING & WALL BOOM

- Constructed of space age stainless steel alloy
- Virtually indestructible with the ultimate in flexibility
- Stainless steel boom rod that can be pulled down 45° and will "flex" back without damage
- Maximum 160° F
- Comes standard with repairable quality ball bearing swivel and high quality trunnion bearing in base
- Two-piece construction for easy installation
- Mounting base designed to retrofit common hole patterns
- Heavy manifold attachments make hose unable to be pulled off
- Available in either 360° ceiling mount or 180° wall mount
- Available in 5½ ft.
- Ports are 3/8" FPT
- Inlet ports accessible from either top or side of boom base

B00170	180° Wall Mount
B00175	Round Base Maxi-Flex
B00196	Maxi-Flex 4x7 Bearing Boom

STAINLESS STEEL WALL MOUNT FOAMY BOOM

BOOM BUMPERS

FITS FOAMY BOOM

BORB



Double Boom

B00150DB

Single Boom

B00150A

DOUBLE BOOM BRACKET


B00155D



- GREAT FOR FOAMY HOSES
- 304 HEAVY DUTY
- STAINLESS STEEL
- 6' LONG
- 1/2 FPT DISCHARGE COUPLING
- BRACKET INCLUDED

Includes:

- 2 booms (booms must be placed 36" apart on center to swing freely)
- 1 flat plate



360° DOUBLE BOOM

BOKF61A

Arcadian Services

1-800-BUY-SOAP / 1-888-BUY-A-WASH

P-series CEILING BOOM



Ideal for use in Self Service Carwash Systems, etc. Made of high quality stainless steel tubing which guarantees strength and stability.

BOM66009	4'9" Stainless Steel Polished
BOM66019	5'3" Stainless Steel Polished
BOM66029	5'9" Stainless Steel Polished
BOM66039	6'3" Stainless Steel Polished
BOM66049	6'9" Stainless Steel Polished
BOM66059	7'5" Stainless Steel Polished
BOM66069	8'2" Stainless Steel Polished
BOM66079	9' Stainless Steel Polished
BOM66089	9'10" Stainless Steel Polished

DUAL CEILING BOOM



Ready for installation, integrated "SMART-Tech[®]" swivels, axle with "Perma-lube" ball bearings, insulated high pressure hose.

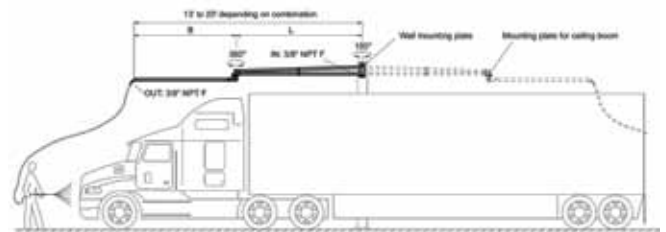


BOM67429

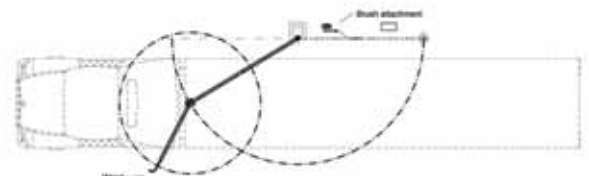
WALL BOOM EXTENSION



Ideal for use in Truck & Trailer Wash Bays Made of high quality stainless steel tubing which guarantees strength and stability.

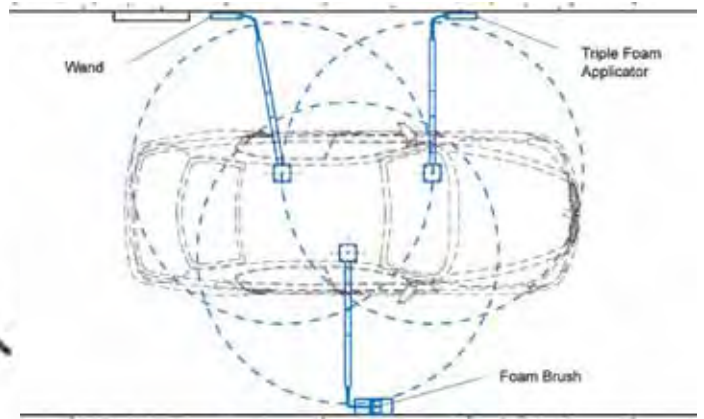


BOM60522	6'8" Stainless Steel Polished
BOM60542	9'10" Stainless Steel Polished





DKZ 3 series CEILING BOOM



This self service car wash solution includes a patented Z-Series ceiling boom that allow continuous 360° rotation for the high pressure wand or foam brush. The installation of an optional positioning device guarantees a designated parking position for the ceiling boom.

BOM65009	4'9" Stainless Steel Polished
BOM65019	5'1" Stainless Steel Polished
BOM65029	5'5" Stainless Steel Polished
BOM65039	5'9" Stainless Steel Plain

MAGNETIC POSITIONING DEVICE



Available for all Mosmatic single pipe series ceiling booms. Specially designed to "park" the boom in the position you assigned. Easily installed and can be added to previously single pipe booms.

BOMP65911

OPTIONAL MOUNTING BRACKET



Install two Mosmatic DKZ ceiling booms on one center beam. Stainless Steel. 16" in length.

BOMP65903

DROP DOWN STEMS FOR MOSMATIC BOOMS

Need extra clearance for your boom?

New drop down systems will lower booms up to a total of 25" from ceiling.

8" Extension Package

BOMP19019



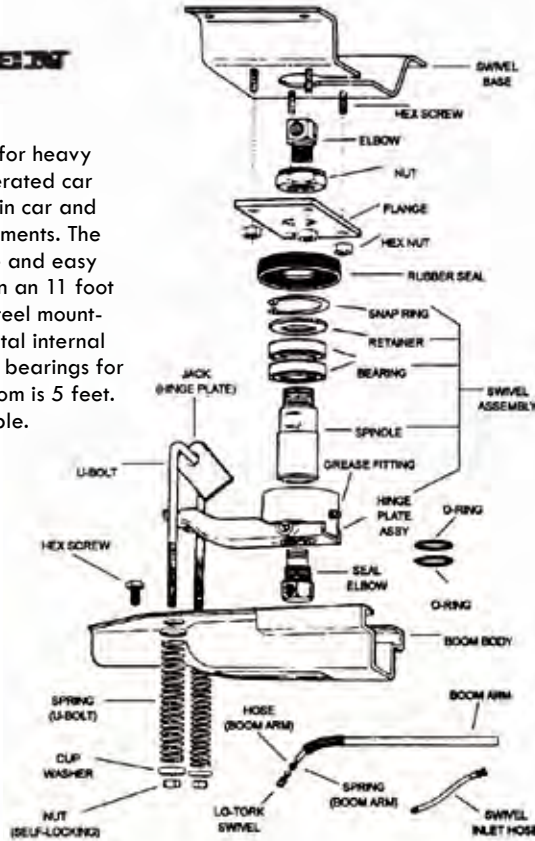
16" Extension Package

BOMP901876

COMPLETE BOOM ASSEMBLY




The Zierden Boom is ideal for heavy commercial use in coin-operated car washes, service bays, and in car and truck fleet cleaning departments. The boom permits 360° of free and easy rotation around a vehicle in an 11 foot diameter. Heavy gauge steel mounting base, non-corrosive metal internal parts and double ram ball bearings for effortless boom swing. Boom is 5 feet. Extensions are also available.



BO0050A



BO0064	BACK UP RING
BO0065	ELBOW SEAL
BO0066	O RING/ELBOW SEAL
BO0067	RETAINER
BO0068	SNAP RING
BO0071	BOOM SWIVEL BASE (round)
BO0072	BOOM BODIES
BO0074	5' PIPE
BO0075	SPRING (for pipe)
BO0076	LOCKNUT 1" (THIN)
BO0077	MOUNTING FLANGE (small)
BO0078	SWIVEL BASE ASSEMBLY Rectangular new style
BO0079	CARTRIDGE COLLAR/FLANGE
BO0081	U BOLT
BO0082	U BOLT SPRING
BO0083	CUP WASHERS
BO0084	NUTS
BO0085	JACKS
BO0086	HINGE PLATE/ Old style
BO0090	HINGE PLATE BODY
BO0092	O RING (YELLOW MARK)
BO0093	SINGLE ROW BEARING
BO0095	SPINDLE



MODEL 206 OVERHEAD OFFSET BOOM

Makes wash bays more convenient by having hoses overhead that swing freely around vehicles.
2 BOOMS PER BAY REQUIRED

BO0050DBL

CONVERSION KIT

BO0070



For converting Model 203 sealed cartridge boom to the NEW Model 204 easy boom service

AUTO RETURN ATTACHMENT

BO0058

360° OVERHEAD SWIVEL CARTRIDGE

1/4 SW2500(side)
3/8 SW2700(side)
3/8 SW2900-(TT)
NON REBUILDABLE



SW2700

3/8 SW2300SS
FACTORY REBUILDABLE

CARD MATE IN-BAY CREDIT CARD ACCEPTOR SYSTEM

Put Credit Card Acceptance Right In The Bay!

Car wash operators across the country are giving their washes an upgrade by incorporating credit card acceptance systems right into their bays, giving customers an easy, convenient alternative to cash. Kleen-Rite Corp. has partnered with Wash Gear to bring this exciting new technology to our customers.



Benefits of credit card acceptance?

Self-service customers are spending an average of 40% more using the CardMate Car Wash Activation system than those using coin. It takes the average cash customer 95 seconds to walk to the changer, get bills out of their pocket, feed them into the changer, walk back to the bay and deposit \$2 into the coin box. The average credit card customer is washing within 14 seconds. In testing at a busy 3 & 1 site, frequency of changer stocking dropped by 60% because the customers who empty the changers are those who are forced to break tens and twenties. These are the same customers who welcome the option of credit card acceptance. In short, credit card customers wash longer and wash more often.



WGCMBAY

Benefits of CardMate

CardMate is unique in that that it authorizes credit cards instantly over the internet and does not require the customer to leave the bay, swipe their card multiple times during a wash or guess how much they've been charged. Both self-serve and automatic bays are activated with a single swipe at the bay, auto cashier or vacuum being used. CardMate and CardWorks were designed with the latest in network technology, and best materials available, by people with extensive car wash, programming and manufacturing experience. CardMate terminals are constructed of 14 gauge stainless steel, are completely water-proof and incorporate a bright 8 x 23 character display to attract customers and keep them informed during use. Once activated the CardMate charges by the second rather than a set amount per swipe so customers are not required to swipe their card multiple times during their wash and can purchase only the time required. Minimum start up price still applies. CardMate ACW terminals are capable of activating any wash option on Hamilton or Unitec WashSelect II auto cashiers with a single swipe and the CardMate won't accept card transactions if the automatic wash is out of service. Also, CardMates cannot be activated for the same wash multiple times by accident, which would result in duplicate card charges like many of our competitors. CardWorks was written to be user friendly and intuitive. Once CardWorks is installed and configured on the PC, everything is automatic except fleet and pre-paid account maintenance which is done in CardWorks. That's right, no downloading and no extra software to buy. The CardMate system is also scalable. Because up to fifty terminals can be connected to the network, additional terminals can be added at any time. Many other systems require the purchase of additional central controllers to expand.



WGCMHAM2

CardMate autocashier retrofits are capable of activating any wash option on compatible Hamilton or Unitec WSII auto cashiers with a single swipe. They are constructed of stainless steel and aluminum for durability and feature a a sunlight readable display and integrated temperature compensating heater and the CardMate won't accept card transactions if the automatic wash is out of service or closed.

WGCMBAY	Cardmate In-Bay Self Serve Terminal
WGCMHAM2	Hamilton Credit Card Retrofit Kit (Compatible with ACW4 & ACW5 w/single line display)
WGCMHAM2R	Hamilton Credit Card Retrofit Kit (Compatible with ACW4 & ACW5 with OEM Card reader cut out)
WGCMHAM2E	Hamilton Credit Card Retrofit Kit (Compatible with GoldLine e-series controllers)
WGCMUNI2	Unitec Wash Select II Retrofit Kit
WGNETPKG15	15 Bay Networking/Software Package
WGNETPKG7	7 Bay Networking/Software Package
WI0020	CAT 5 Cable for CardMate
WGCMLOCK	Medeco Lock w/Cam CTA03
WGCMPLUG	End Plug Connector for CAT 5 Cable
WGKRIMP	Krimping Tool for CAT 5 Connector
WGRDRCVR	Card Reader Cover (clear lexan w/metal hinge)

CardMate AE



The CardMateSE terminal is designed to be integrated directly into the self service bay coin box, single function vacuums and fragrance dispensers. It's swipe activated and has a convenient and durable piezo stop button on the front. It features chrome plated machined aluminum construction, is sealed against water, has an integrated temperature compensating heater and boasts an integrated multi color status LED to keep customers informed during the transaction.

- 15NETPKG includes a 16 port ethernet switch
- 21NETPKG includes a 16 & 8 port ethernet switch 7, 15 or 21 determines how many terminals can be operated with the package.
- Requires broadband internet service, modern name brand IBM compatible desktop PC with WindowsXP or Windows 7, monitor, 2 available Ethernet ports, Pentium4 or Athlon processor, CD writer & ink jet printer. Uninterruptible power supply optional but encouraged.

Specifications and prices subject to change without notice.

Requirements:	Any WashGear NETPKG
Reader Dim. HxWxD:	2.51 x 2.88 x 1.62
Controller Dim. HxWxD:	3.13 x 3.3 x 1.92
Display:	No
Heater:	Yes
Compatibility:	Any timed device with 24vac control
Vacuum Compatible:	Yes
Printer Compatible:	Yes
Part# WGCMAESM	

CardMate AE Credit Card Instruction Sign



16" x 24"
Polystyrene

Please indicate Minimum and Maximum Charges when ordering.

SIKR142

Dollar Bill/ Credit Card Reader Cleaner



CCC1000	Dollar Cleaning Card Miracle Magic
CCC1020	Credit Card Reader Cleaner
CCC2000	Waffle Technology Credit Card Reader Cleaner
CCC2010	Lucky Stripe Waffletechnology Bill Acceptor Cleaning Card W/Miracle Magic
CCC2030	JCM DBV Bill Validator Waffletechnology Cleaning Card
CCC2040	Smart Card Reader Cleaning Card

CAR WASH WALL PANELS

By Extrutech


Customized to Fit Your Car Wash Needs !!!
Standard Size 12" Wide.
Wider Sizes Available.



PVC Doors with Panels



In-Bay Automatic



Self Service

EPP1300	1/2" x 12" White Flat Panel (per ft)
EPP3000	1/2" White Beaded Panel (per ft)
EPB0350	3.5" x 5/8" Foam Board (per ft)
EPB0550	5.5" x 5/8" Foam Board (per ft)
EPC0100	Window Sill (per ft)
EPLW0100	Mounting Bar (per ft)
EPP0100	1/2" White J-Trim (per ft)
EPP0210	1/2" White Inside Corner (per ft)
EPP0220	1/2" White Outside Corner (per ft)
EPP0230	1/2" White H-Bar Mullion (per ft)
EPP1300SS	1/2" x 12" Flat Panel - Sandstone
EPP2400	1/2" x 24" Flat Panel - White
EPWM356	Colonial Casing (per ft)
EPWM390	Chair Rail (per ft)



Smooth Panels are Perfect For Walls.

Beaded Panel Ideal For Ceilings



Other Colors Available!
(Color Panel Available in
1 Ft. Sections Only)

Features

- Use for interior and exterior walls and ceilings
- Use in all wash bays and tunnels for new construction or remodeling
- Maintenance free. Easy to clean - just spray off
- Brightens the interior for a fresh clean appearance
- Sanitary - resists rot, mold, mildew and chemicals
- Stain resistant, will not rust
- Easy to install and light weight
- Tongue and groove design. No exposed fasteners
- White glossy finish is standard. Matte finish is available upon request
- Available in 8' thru 20' lengths. Custom lengths available


CAR WASH WALL PANELS

By TVM Building Products



- Bright clean appearance
- Virtually maintenance free – Just wipe it clean
- Class A fire rating, non-flammable
- Comes in standard and custom lengths
- Corrosion-resistant
- Economical, excellent investment
- Hidden fasteners
- High strength to weight ratio

- Highly resistant to moisture and most chemicals
- Ideal replacement for conventional wall systems
- Inner truss design for rigidity and strength
- Lightweight, fast easy installation
- Potential insurance savings
- Supports attic insulation loads
- Pre-punched nailing flange



PART #	DESCRIPTION	DIMENSIONS
TVM6100-10	PVC LINER PANEL	10'X 12" X 1/2"
TVM6100-12	PVC LINER PANEL	12'X 12" X 1/2"
TVM6100-16	PVC LINER PANEL	16'X 12" X 1/2"
TVM6101-10	PVC J-TRIM	10' X 1/2" x 1 1/4"
TVM6102-10	BASE TRIM	10' X 7/8" X 1 1/4"
TVM6103-10	INSIDE CORNER	10'X1 5/8" X 1/4"
TVM6104-10	OUTSIDECORNER	10'X1 1/4" X 1/4"
TVM6105-10	"H" DIVIDER	10' X 2 3/4" X 1/2"
TVM6106-2	STAINLESS STEEL HEAD FASTENERS	1" - 100 Per Bag
TVM3212	TRUSSCORE SEALANT	10.1 oz. - White

TURBO-ROTOR ARM



Two Arm



16"
SWMTA82811

18"
SWMTA82812

Three Arm



16"
SWMTA82871

18"
SWMTA82872

Four Arm



16" x 10"
SWMTA82837

18.5" x 14"
SWMTA82420

TIRE CLEANER



W/21" Stainless Steel Housing



- High performance (DYT) Swivel
- 18.5"/14" Spinner

- Standard (DYF) Swivel
- 16"/10" Spinner

SWMTC84519

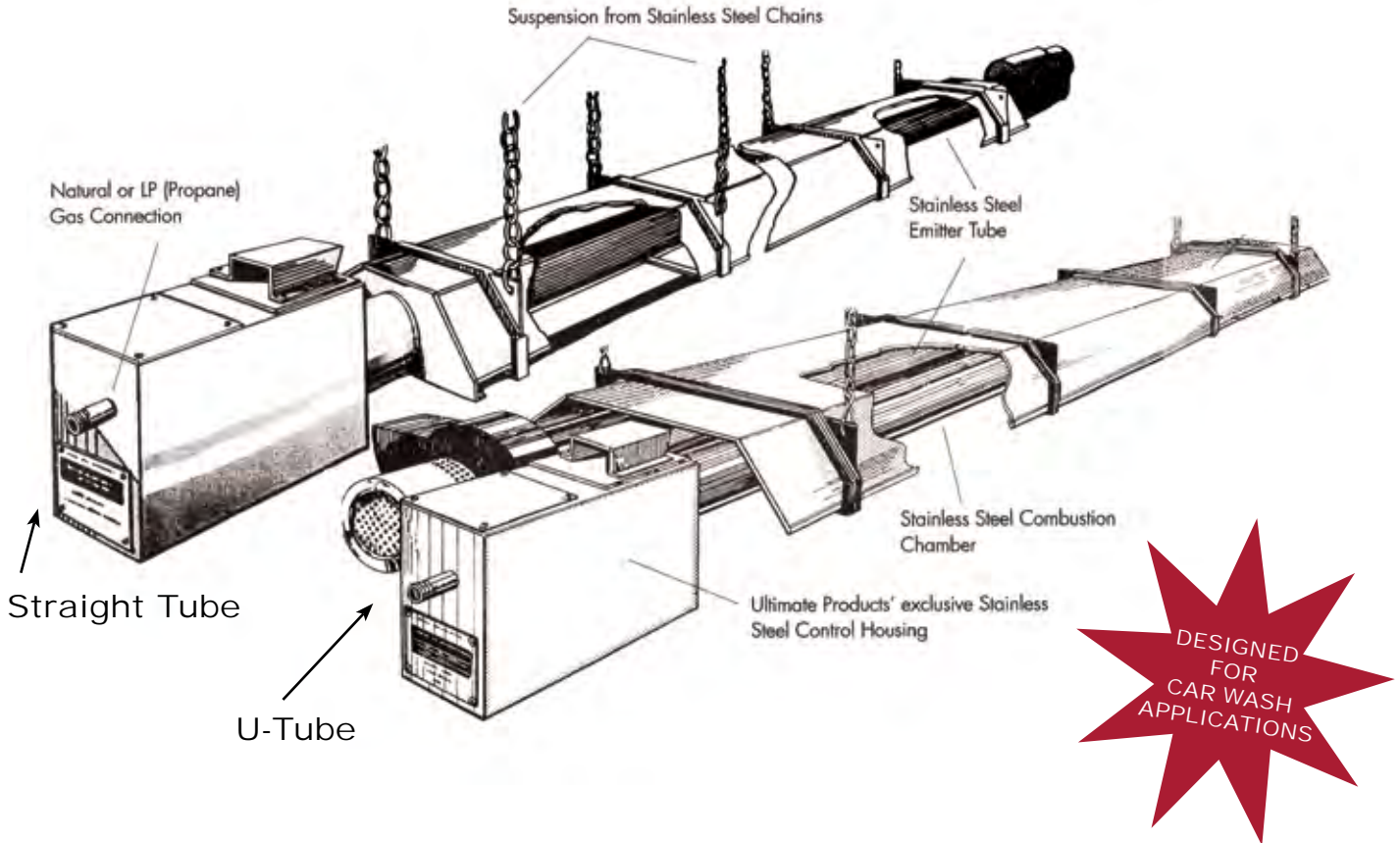
SWMTC84504

Arcadian Services



RADIANT TUBE HEATERS

Radiant heat is an energy saving system designed for industrial/commercial buildings. The heat radiates off the tubes and is deflected downward by the reflector.



STANDARD FEATURES:

- Dual point suspension at each steel support bracket
- Cast Iron U-Bend to connect emitter tubes
- Detachable - allows for easy cleaning & maintenance
- Industry's highest radiant efficiency (80-84% factory tested)
- Individual control system for independent operation
- Stainless Steel, Aluminized or Mild steel emitters
- Safety Control System for automatic shutdown
- Straight tubes are 3" diameter
- U tubes are 3" & 4" diameter
- 120 Volt, 1 phase, 60 Hz
- 1/2" FPT Gas inlet

SGX SERIES ULTRA

Stainless Steel Emitters & Stainless Reflectors

Part #	Style	BTU	Length
ULHSGX22U20	3" U-Tube	75,000	12'
ULHSGX22U30	3" U-Tube	75,000	17'
ULHSGX22S20	3" Straight	75,000	22'
ULHSGX22S30	3" Straight	75,000	32'
ULHSGX29U35	4" U-Tube	100,000	20'
ULHSGX29S30	4" Straight	100,000	32'
ULHSGX38U35	4" U-Tube	130,000	20'
ULHSGX44U35	4" U-Tube	150,000	20'

Easy Heat SELF REGULATING PIPE HEAT SYSTEM



HOW IT WORKS:

A special self-regulating core is at the center of the Freeze Free cable. The core is conductive and adjusts according to the surrounding temperatures. When the cable's core has many conductive paths that generate enough heat to warm water flowing in the pipe. As the surrounding temperature warms, there are fewer conductive paths and less heat is generated. This self-regulating technology provides the right amount of heat when and where it is needed.

- Grounded 30" cord-set requires less heating cable
- Power indicator light
- Built-in, fast-reaction fuse
- Easy to install

HOW TO CALCULATE THE EXACT HEATER LENGTH YOU NEED

Multiply the cable length required per foot of pipe by the length of your pipe. Add one extra foot for each valve located in your line. Maximum cable length is 75 feet.

Cable length required per foot of pipe x pipe length
 + one foot for each valve or spigot
 = total cable length



EASYHEAT CONNECTION KIT (INCLUDES PLUG & END SEAL)



EH58252K

EASYHEAT FREEZE FREE CABLE (SOLD PER FOOT)



EH58250

PRICE IS PER FOOT

EASYHEAT PRESET THERMOSTAT



EH58299

AIRLIFT EXTREME XRS DOORS

Airlift Doors were developed specifically to work in the car wash environment and have a long history of exceptional performance. The Extreme XRS doors provide advanced corrosion-proof materials making them virtually maintenance-free for years to come.

Features:












- Patented Strapeze Counterbalance System.
- Exclusive Emergency Pull Rope--automatically opens door.
- Breakaway Design eliminates costly door panel replacement. Safe, soft, flexible bottom edge won't hurt customers or their cars. When the door panel is accidentally hit, the curtain panel pops out and then automatically reinserts itself back into the guides.
- Fiberglass Track.
- Three Full Vision, Replaceable Sections.
- Electrically driven, sealed, 1 or 3 phase motors available in 208/240 and 460 volts. An Open/Close/Stop switch is pre-wired at the factory and ships with every unit.
- Side mounted Electric Infrared Safety Eyes.

Call our office for more information & brochures!

10' x 10' Door
With Complete
Hardware Assembly



15 Colors Available!

		
Black	Maroon	Dark Blue
		
Brick Red	Yellow	Steel Blue
		
Hunter Green	Turquoise	Red
		
Grey	Light Brown	White
		
Yellow	Green	Brown

CHAMPION AIR COMPRESSORS



Loaded with rugged features, splash-lubricated RV-Series reciprocating compressors deliver long-lasting performance and tremendous value. Special-alloy steel reed valves provide a self-cleaning design that maintains peak performance throughout the life of the compressor. Cast iron cylinders and heads offer rugged, industrial rated dependability. Tank-mounted RV-Series units are available in a 5 horsepower model, mounted on horizontal or vertical ASME Code air receivers for maximum installation versatility. Larger sizes available.

5 HP, Single Phase, 230 Volts, 80 Gal. Tank



STANDARD EQUIPMENT:

- Magnetic across the line starter/ 230 V
- Automatic start/stop operation
- OSHA approved belt guard
- NEMA-rated electric motors
- Deep finned intercooler
- Bucket high drain
- Preset pressure switch
- Oil level site glass
- Industrial grade intake filter/silencer
- Factory fill with ChampLub lubricant
- 16.5 CFM



AVAILABLE OPTIONS:

- Automatic tank drains
- Off-on selector switch mounted in starter
- Vibro isolators
- 7½ HP to 15 HP Available
- Massachusetts tank specifications
- Low oil monitor*
- Air-cooled after-coolers (mounted)

Part #	Style	Phase	HP
ACVRV581	Vertical	1 PH	5
ACVRV583	Vertical	3 PH	5
ACVRV7F81	Vertical	1 PH	7.5
ACVRV7F83	Vertical	3 PH	7.5
ACHRV581	Horizontal	1 PH	5
ACHRV583	Horizontal	3 PH	5

Vibration Pads ACVP80

60 Gallon Tank AIR COMPRESSOR



Features:

- 1.5 HP
- Lubricated
- 60 Gallon Vertical
- 5.4 CFM

AC60CAW15V



Portable Electric AIR COMPRESSOR

Designed for rugged applications, Solid cast iron, 1 year warranty,

Features:

- 1.5 HP
- Lubricated
- 20 Gallon Horizontal
- 5.9 CFM @ 100 PSI
- 120 Volt, Single Phase

AC15H20E



Quick Connects Spray Tips FOR USE IN PRESSURE WASHERS



High Pressure Tips

0003	0006	15055	25045	4004
00035	1503	1506	2505	40045
0004	15035	1507	25055	4005
00045	1504	2503	2506	40055
0005	15045	25035	4003	4006
00055	1505	2504	40035	

To determine orifice size please reference page: 405 in the **Power Wash Section**

Example Part Number:
QC0006

Chemical Tip



QC65CT

Quick Disconnects FOR USE IN PRESSURE WASHERS



Female Socket



Female Plug



Male Socket



Male Plug

Karcher Type



HF0400



HF0401



HF0402



HF0403

HF0350	1/4 Female Socket	Brass
HF0351	1/4 Male Socket	Brass
HF0352	1/4 Male Plug	Steel
HF0353	1/4 Female Plug	Steel
HF0356	1/4 O-Ring	
HF0360	1/4 Female Socket	Stainless Steel
HF0361	1/4 Male Socket	Stainless Steel
HF0362	1/4 Female Plug	Stainless Steel
HF0363	1/4 Male Plug	Stainless Steel
HF0370	3/8 Female Plug	Steel
HF0371	3/8 Male Plug	Steel
HF0372	3/8 Male Socket	Brass
HF0373	3/8 Female Socket	Brass
HF0374	3/8 O-Ring	
HF0375	3/8 Female Socket	Stainless Steel
HF0376	3/8 Male Socket	Stainless Steel
HF0377	3/8 Female Plug	Stainless Steel
HF0378	3/8 Male Plug	Stainless Steel
HF0380	1/4 F 2-way shut-off plug	Brass
HF0381	1/4 F 2-way shut-off socket	Brass
HF0391	1/2 Female Plug	Steel
HF0394	1/2 Female Socket	Brass
HF0395	1/2 Male plug	Stainless Steel
HF0397	1/2 Female Socket	Stainless Steel
HF0398	1/2 Female Plug	Stainless Steel
*HF0400	1/4 F x 1/4 M Plug	Brass
*HF0401	3/8 F x 3/8M Plug	Brass
*HF0402	1/4 F x 1/4 F Coupler	Brass
*HF0403	3/8 F x 3/8 F Coupler	Steel

*Karcher Type

We offer a full line of Wash Systems!
Including In-Bay Units, Tunnels
& Self-Service



Call us today to see the services we offer. We promise you will get the best system at the best price!

Stainless Steel Low Pressure Wall Tank

- Available in Single, Double, & Triple
- 3/4" Outlet Fitting
- Wall Mounting brackets attached to tank

12" x 6" x 10"

TA0224



TA0130

24" x 24" x 12"

shown with bracket, all parts sold separately



TA0160	Single Tank
TA0110	Double Tank
TA0130	Triple Tank
TA0224	S/S Wall Tank
TA0224B	S/S Bracket
TA0224L	Lid Only for Tank

Watlow Stainless Steel 1" Tank Heater

- With thermostat
- 240 Volt

WH0500

- With thermostat
- 120 Volt

WH0500-120



Bulk Head Fittings

TA0310	1/2" PVC
TA0315	3/4" PVC
TA0320	1" PVC
TA13118	1/2" Brass
TA13121	3/8" Brass



Vertical Round STORAGE TANKS

Vertical tanks are free standing with a flat bottom for indoor or outdoor installations. Tanks are manufactured from a medium or high density polyethylene with UV inhibitors. Tank walls are translucent for level viewing and are equipped with gallon indicators.



Part #	Capacity	Dimensions (D x H)	Fitting
SVT0020	20 Gallon Capacity	16" x 28"	3/4"
SVT0025	25 Gallon Capacity	18" x 30"	3/4"
SVT0040	40 Gallon Capacity	18" x 43"	3/4"
SVT0065	65 Gallon Capacity	23" x 42"	1"
SVT0075	75 Gallon Capacity	23" x 50"	1"
SVT0100	100 Gallon Capacity	28" x 45"	1"
SVT0210	210 Gallon Capacity	40" x 49"	2"

Open Top Square STORAGE TANKS

37 Gallon Lid Sold Separately

Polyethylene tanks for chemical storage. Excellent chemical resistance. Translucent for visible contents level. Rated to 140°, come with lids.



Part #	Capacity	Dimensions
SOT0005	5 Gallon Capacity	6"W x 12"L x 12"H
SOT0011	11 Gallon Capacity	12"W x 12"L x 18"H
SOT0022	22 Gallon Capacity	12"W x 24"L x 18"H
SOT0037	37 Gallon Capacity	18"W x 24"L x 18"H

MIXING TANK With Timer

55 Gallon plastic tank with hinged lid. 1/3 HP TEFC Mixer Motor for timed stirring of soap solution.



KRMT

TANKS WITH METAL FRAMES



TA0410	Single Tank
TA0420	Double Tank (shown)
TA0430	Triple Tank

RO MEMBRANES



FILMTEC
MEMBRANES

Part #	Film Tec Cross Ref #	Size- OD x Length	Flow
ROMF2200	TW30 - 4040	4" x 40"	2200 GPD
ROMF2800	TW30HP - 4040	4" x 40"	2800 GPD
ROMF4021	TW30 - 4021	4" x 21"	900 GPD
ROMF600	TW30 - 2540	2½ x 40"	600 GPD
ROMF950	TW30HP - 2540	2½ x 40"	950 GPD
ROMF150	TW30 - 2514	2½ x 14"	150 GPD
ROMF250	TW30 - 2521	2½ x 21"	250 GPD
ROMF2200LE	XLE - 4040	4 x 40	3200
ROMF250LE	XLE2521	2.5 x 21	450



THIN-FILM Composite Membranes for replacement in a wide variety of Reverse Osmosis Systems. FILMTEC Brand. These membranes are designed to be used with tap water. Typical salt rejection is 96% -99%. Maximum operation temperature is 113°F. Chlorine pre-filters and water softeners should be used on water supply prior to entering these membranes.

SEDIMENT FILTERS FOR RO MEMBRANES



10" 5 Micron
Pre Filter 4½" dia.



ROFCP5BB

10" 5 Micron
2½" dia.



ROF1005

Big Blue 10" 5 Micron
4" dia.



ROFBB1005

Part #	Description	Dia.
ROF2005	20" 5 Micron	2½"
ROFBB2005	Big Blue Filter 20" 5 Micron	4"
ROFC10	10" x 2½ Carbon impregnated filter	2½"
ROFC20	10" x 2½ Carbon impregnated filter	2½"
ROF1001	1 Micron Sediment Filter 10"	2½"
ROF2001	1 Micron Sediment Filter 20"	2½"
ROFCP520	20" 5 Micron Pre Filter	2 ½"
ROFCP520BB	20" 5 Micron Pre Filter	5 ½"

10" 5 Micron
Pre Filter 2½" dia.



ROFCP5

CARBON FILTER

Carbon Filter 12 x 52

- Highly Effective and Efficient at removing Organic Contaminants
- Highly Effective and Efficient at removing Chlorine to protect RO Membranes
- Relatively Inexpensive with no Recurring Cost of Consumable Chemicals
- Easily Cleaned and Maintained
- Resistant to Fouling (Clogging)
- Filtration Media is Inexpensive and Long-Lasting
- Control Valves are Modular and Designed for Operational Flexibility



ROCF1252

HOUSINGS FOR RO MEMBRANES

Part #	Description	Dia.
ROFBBH10	10" Big Blue Filter Housing	4"
ROFBBH20	20" Big Blue Filter Housing	4"
ROFC10	10" x 2½ Carbon impregnated filter	2½"
ROFH10	Filter Housing Assy 10" Clear	2½"
ROFH20	Filter Housing Assy 20" Blue	2½"



ROFC20



ROFBBH20



ROFH10

STAINLESS STEEL HOUSING FOR RO MEMBRANES

ROMFH2540

Fits 2.5 x 40 membrane

ROMH40

Fits 4 x 40 membrane



ACCESSORIES FOR RO MEMBRANES

Part#	Description
ROCARBON	Activated Charcoal
ROF5100	RO Storage float switch
ROGRAVEL	#100 Fine Gravel (50lb bag)
ROMHEC	PVC End cap for housing
LLS300	Liquid Level Switch, Poly Float, Vertical Mount
LLS200	Liquid Level Switch, 316 Stainless Steel Float
LLS100	Liquid Leve Switch, Poly Float, Horizontal Mount



ROMHEC



ROF5100

TracPipe® Flexible Gas Piping



- Heavy duty but lightweight
- Bends and conforms by hand
- Pull gas pipe like electrical wire
- Saves up to 75% installation time
- Cuts with a standard tube cutter
- No threading or welding hassles

Part #	Size
TRAC20068	1/2"
TRAC20070	3/4"
TRAC36543	1"

- Unique, patented Autoflare® fittings require no special tools to seal
- TracPipe's superior corrugated tubing cuts clean and is extremely damage resistant
- Tested by CSA International for ratings up to 125 psi; conforms to requirements for industrial and commercial applications
- Combined with elevated pressure, 2-inch TracPipe replaces 5-inch black pipe

Flex Gas Pipe Auto Flare Fitting

Flex Gas Pipe Auto Flare Flange Fitting



Part #	Size
TRAC20079	1/2"
TRAC47279	3/4"
TRAC47280	1"



Part #	Size
TRAC20073	1/2"
TRAC20074	3/4"
TRAC36535	1"

PH-20

Residential Tankless Water Heaters

Features

- Max 5.3 GPM
- Energy efficiency - 30% more efficient than tank-type water heaters
- Self-diagnostic program
- Remote control displays adjustable temperature settings
- Intelligent electronic controls designed to increase energy efficiency and safety
- Exclusive film wrap overheat limiter
- Indoor model uses 3" Category III stainless steel venting material
- Direct Vent model uses 3 by 5 Concentric Category III stainless steel venting material
- May be installed as part of a circulating water system
- Built-in electric blower on all models
- Low NOx emissions meet SCAQMD Rule 1121 requirements



PH20RDVSN

Residential Direct Vent Natural Gas

PH20RIFSN

Residential Indoor Natural Gas

PH20ROFN

Residential Outdoor Natural Gas

	PH20RIFSN	PH20ROFN	PH20RDVSN
Rated Gas Input (BTU's/Hr)	21,600 (min) 145,000 (max)	21,600 (min) 141,000 (max)	21,600 (min) 141,000 Nat (max)
Dimensions	13 3/4" W x 20 1/2" H x 5 5/6" D		
Working Water Pressure	14 PSI (min) - 150 PSI (max)		
Water Flow Rate	.66 GPM (min) - 5.3 GPM (max)		
Gas Connection	3/4" NPT Female (With Supplied Gas Shutoff Valve)		
Water Connection	3/4" NPT Male		
Vent Size	3" Special Venting	N/A (Outdoor Installation)	3"/5" Concentric Category III stainless steel venting required

PH-28

Residential Tankless Water Heaters

Features

- Max 7.4 GPM
- Energy efficiency - 30% more efficient than tank-type heaters
- Paloma's exclusive sensing burner and ICAD Safety System to optimize combustion and shut down the unit in case of raised levels of carbon monoxide (indoor units only)
- Waterproof digital remote control for convenience, comfort, and ease of maintenance
- Remote control displays adjustable temperature settings
- Intelligent electronic controls designed to increase energy efficiency and safety
- Exclusive film wrap overheat limiter
- Indoor model uses 4" Category III stainless steel venting material
- May be installed as part of a circulating water system
- Low NOx emissions meet SCAQMD Rule 1121 requirements
- Easy expansion with DUOnex™ System



PH28	Residential Indoor Natural Gas
PH28RDVSN	Residential Direct Vent Natural Gas
PH28ROFN	Residential Outdoor Natural Gas
PH28RIFSP	Residential Indoor Propane
PH28ROFP	Residential Outdoor Propane

	PH28/PH28RIFSP	PH28ROFN/PH28ROFP	PH28RDVSN
Vent Size	4" Special Venting	N/A	2"x 4" Special Venting
Rate Gas Input (BTU/hr)	19,000 - 199,900 (modulating)		
Dimensions	14 7/8" W x 25 3/8" H x 11 1/8" D		
Working Water Pressure	14 PSI (min) - 150 PSI (max)		
Gas Connection	3/4" NPT Female (with supplied gas shutoff valve)		
Electrical Requirement	120 VAC/60 Hz, Less than 2 Amps		

PH-28

Commerical Tankless Water Heaters

Features

- Endless hot water on demand
- Energy efficiency - heats water only when it is needed
- Compact, and takes no floor space (wall-hung installation)
- Proprietary ICAD Safety System (on indoor model)
- Proprietary Film Wrap Overheat Limiter (on heat exchanger)
- Flame failure and anti-boil protection
- Freeze protection to minus 30 degrees F
- Includes Digital Controller to set temperature and display diagnostic
- 180-degrees F maximum temperature setting
- Minimum flow for ignition: 0.66 GPM
- Power Return: AUTO-ON at last setting after power interruption
- Low NOx emissions meet SCAQMD Rule 1121 requirements
- Can be used in circulation systems up to 140 degrees F



	PH28C	PH28COFN	PH28CDVSN
Vent Length	37.5' with elbows	N/A	37.5' with elbows
Rate Gas Input (BTU/hr)	19,000 - 199,900 (modulating)		
Dimensions	14 7/8"W x 25 3/8"H x 11 1/8"D		
Working Water Pressure	14 PSI (min) - 150 PSI (max)		
Gas Connection	3/4" NPT Male		
Electrical Requirement	120 VAC/60 Hz, Less than 2 Amps		

PH28COFN
Commerical Outdoor
Natural Gas

PH28C
Commerical Indoor
Natural Gas

PH28CDVSN
Commerical Direct Vent
Natural Gas

PH24MDN PARTS LIST

All Orders Must Include:

1. Model Number & Type Of Gas (Natural Or Lp)
2. Serial Number

Item #	Description	Vendor #
002	Sight Window	00-80125
008	Front jacket Assy.	00-82123
010	Temp. Adj. Knob	01-60588
011	Gas Knob	01-60570
012	Gas Adjusting Panel	01-64049
013	Temp. Adjusting Panel	00-80110
020	Plate Spring	01-81019
021	Knurled Screw	04-30700
031	Draft Hood	11-18802
033	Round Head Screw	09-41853
035	Heat Exchange Holder (L)	01-16089
036	Heat Exchange Holder (R)	01-16088
037	Round Head Screw	09-41653
038	Self-Tapping Screw	09-47144
039	Heat Exchanger	07-88131
040	Round Head Screw	09-01109
041	Packing	09-03524
042	Join Pipe	00-82205
043	Packing	09-03504(R) 07(L)
044	Plate Nut	01-80030
045	Bracket	03-25122
046	Wood Screw	04-36613
047	Back Jacket	00-82130
048	Round Head Screw	09-01256
049	Joint Pipe	00-82202
050	Packing	09-03505
101	Magnetic Safety Valve	01-62300
102	Packing	09-33431
103	Gas Control Valve Assy.	00-82303(P) 04(N)
104	Gas Knob Connector	11-18311
105	Screw	09-01168
106	CR Clip	09-02270
107	Spindle	00-80377
108	"O" Ring (P-2)	09-06114

Item #	Description	Vendor #
109	Round Head Screw w/113 crush washer	09-41655
110	Water Control Case	00-80365
111	Slow Ignition Valve	04-35990
112	Diaphragm (new)	00-82415
116	Venturi Tube	00-82366
117	Water Regulator	00-82380
120	Hex Nut	00-30187
121	Drain Valve	04-03559
122c	Temp. Adj. Spindle (new M.C.)	00-82369
123b	Connector for Temp. Adj. Spindle (old)	00-82371
123c	Connector for Temp. Adj. Spindle (new M.C.)	00-82372
128	Supporter	00-82108
133	Gas Pressure Regulator w/Gas Intake Valve	00-82342(P) 43(N)
138	Seal Ring	01-64692
139	Gas Pressure Regulator Plate	11-16380
140	Water Control Body Assy. (new)	00-82351
141-144	Flexible Tube Assy.	04-38421
141	Flexible Tube Only	04-38473
142	Packing	09-03865
143	Water Filter	04-31524
144	Connector (3/4")	00-80360
145	Temp. Adj. Screw	00-82360
151	Over Heat Limiter	04-37061
152	Round Head Screw	99-00152
155	Pilot Holder (old & new)	01-16355
155	Pilot Holder (PES)	11-12627
156	Thermocouple	04-37503
157	Electrode	04-01281
159	Pilot Burner Assy. (PES)	00-82532(P) 52(N)
163	Sub-Pilot Burner Assy.	01-16228(P) 38(N)
166	Piezo Electric Ignitor	01-16120
201	Main Burner Assy. (PES)	00-82522(P) 42(N)
P-6	"O" Ring for Venturi Tube (L) (P6)	09-06115
P-6	"O" Ring for Drain Valve (P-6)	09-06115
P-8	"O" Ring for Venturi Tube (R) (P-8)	09-06116
P-8	"O" Ring for Draining Plug (P-8)	09-06116
P-3	"O" ring for Temp. Adj. Spindle (P-3)	09-06145
304	Conversion Kit w/Main Burner (PES)	--
305	Conversion Kit w/Main Burner (PES)	--

TANKLESS WATER HEATERS

For Car Wash Applications - By Navien

- Max Temperature - 185°
- GPM - 5.5 - 11.0 (dependant on ground water temperature)
- Heat Capacity (Natural Gas & LP Gas) - 17,000-199,000 BTU
- Thermal Efficiency - 98%
- Energy Factor (DOE) - .95
- Dimensions (W x H x D) - 17" x 28" x 15"
- Weight (NP) - 77 lbs.
- Weight (NP-A) - 86 lbs.
- Installation Type - Indoor/Outdoor Wall-Hung
- Venting Type - Direct Vent
- Ignition - Electronic Ignition
- Water Pressure - 15 - 150 PSI
- Connection Sizes (Cold water inlet, hot water outlet, gas inlet) 3/4"
- Power Supply (Main) - 120VAC, 60Hz, 200W (max 2A)
- Heat Exchangers (Primary and Condensing) - Stainless Steel
- Venting (Exhaust ø3") - PVC, Stainless Steel or Special Gas Vent Type BH Class IIA (PVC) in Canada
- Venting (Intake ø3") - PVC, Flex Aluminum, Flex Stainless Steel, ABS



NP240 - Navien Premium (potable domestic hot water and commercial applications)

Natural Gas

NP240

Propane

NP240P

NP240-A - Navien Premium with Circulation Pump & .5 Gallon Mini Buffer Tank

Natural Gas

NP240-A

Propane

NP240-AP

HOT DAWG HEATERS

By Modine

- Hush-puppy quiet operation.
- Uses natural or propane gas.
- Certified for residential, commercial and industrial use.
- Low-profile design and neutral color to blend in with decor.
- Lightweight, easily installs 1" from ceiling with only 2 angle brackets (included on sizes 30-75, accessory for 100, 125).
- Install quickly and easily with field wiring connections and knockouts for quick access to gas and electricity.
- Standard power exhaust simplifies side-wall or roof venting with small-diameter vent pipe.
- Right or left hand controls available on all 30-75 units. Gas, electrical and flue connections can be changed by simply flipping the Hot Dawg over.
- Permanently-lubricated motor for trouble-free dependability.
- Also available with a blower.



HD30000	30,000 BTU
HD45000	45,000BTU
HD60000	60,000BTU
HD75000	75,000BTU
HD53079	LP Conversion Kit 30-75 BTU

FLOOR HEAT SYSTEMS



Icy bays, terminals and warehouses can cause problems during winter months. Keep your warehouse warm, and your bays and terminals ice-free with an economical Weben-Jarco Floor Heat System. Systems include: boiler, circulating pump, safety flow switch, pop off valve, pressure temperature gauge, operating temperature aquastat, high-limit aquastat, diaphragm type expansion tank, automatic water pressurization valve, and an air eliminator valve - all preplumbed and prewired on a single base. An electrical control panel and an outside thermostat are also included as part of the system.



	Number of Bays								
	2	3	4	5	6	7	8	9	10
Zone 2-3	AJHFH18	AJHFH35	AJHFH35	AJHFH50	AJHFH50	AJHFH70	AJHFH70	AJHFH97	AJHFH97
Zone 3-4	AJHFH18	AJHFH35	AJHFH50	AJHFH50	AJHFH70	AJHFH70	AJHFH97	AJHFH97	AJHFH97

Complete Floor Heat Systems

Part #	BTU Input/Hr	Width	Depth	Draft Hood Dia.	Inlet Gas Size	Circulating Pump Size
AJHFH18	185,000	54"	30"	6"	3/4"	1/3 HP
AJHFH50	500,000	59"	35"	10"	1"	1 HP
AJHFH70	700,000	61"	39"	12"	1 1/4"	1 HP
AJHFH97	975,000	64"	44"	14"	1 1/4"	2 HP
AJHFH120	1,200,000	66"	46"	16"	1 1/4"	2 HP
AJHFH140	1,400,000	66"	46"	18"	1 1/2"	2 HP

Complete Floor Heat System Includes: Boiler, circulating pump, flow switch, aquastat, pump delay, relief valve mounted on steel base. Pre-plumbed and pre-wired. Relief Valve supplied is 30 psi. Units are available in LP. (except 97 & 120)

Water Boilers include drafthood only. Venting is not included. Units are available in LP. (except 97 & 120)

Water Boilers

Part #	BTU Input/Hr
AJHWB35	350,000
AJHWB50	500,000
AJHWB70	700,000
AJHWB97	975,000
AJHWB120	1,200,000
AJHWB140	1,400,000

Radiant Heat Tubing

Zurn PEX Oxygen Barrier tubing has a special EVOH polymer coating that limits oxygen from passing through the tube wall. Oxygen causes corrosion of ferrous metals in a heating system.



Part #	Nom. Size I.D.	O.D.	Price Per Ft.	Roll/Ft
FHT12	1/2"	5/8"	\$0.55	\$0.48
FHT34	3/4"	7/8"	\$0.84	\$0.74



FLOOR HEAT ANTI-FREEZE

Good to
-60°F

FHAF5

Also available in
55 gallon drums

Radiant Heat Manifolds



Radiant Heat Manifolds
Now Available!

Part #	Description
FHT1654	Manifold Air Vent Assembly Kit
FHT1656	Supply/Return Central Modules
FHT1999	3/4" Manifold PEX Connector
FHT2543	Manifold Assembly Kit (With Out Bracket)
FHT5353	3/4" PEX Female Adapter
FHT5366	3/4" Crimp Ring
FHT6101	Mounting Bracket (Vertical/Horizontal)
FHT9883	3/4" PEX Full Circle Crimp

U-1™ Self Serve MAT CLEANERS FOR WET & DRY MATS



JKBSU1-SS

- The U-1 is designed to clean carpet and rubber floor mats with the aid of water, chemical and brushes to dry mats. It uses extraction, vacs, hot air, and rollers.
- 47 inches wide
 - 57 inches high, and 63 inches deep (front to back)
 - keyed locks for side panels. Safe for customer use
 - Comes with a Bill and coin acceptor
 - Takes approximately 30 seconds/mat
 - Water hook up is a regular garden hose
 - All machines come with a 5 gallon eco friendly Bradley RTX#9 cleaner
 - Runs on 208 volts, 30 amps single phase
 - Long lasting nylon brushes
 - Durable rubber rollers
 - Greaseable bearings
 - One year parts warranty

U-1™ Full Serve MAT CLEANERS FOR WET & DRY MATS



JKBSU1

- The U-1 is designed to clean carpet and rubber floor mats with the aid of water, chemical and brushes to dry mats. It uses extraction, vacs, hot air, and rollers.
- 47 inches wide
 - 57 inches high, and 63 inches deep (front to back)
 - Water hook up is a regular garden hose
 - All machines come with a 5 gallon eco friendly Bradley RTX#9 cleaner
 - Runs on 208 volts, 30 amps single phase
 - Long lasting nylon brushes
 - Durable rubber rollers
 - Greaseable bearings
 - One year parts warranty

BIG BRUSHER™ MAT CLEANERS FOR DRY MATS



The Big Brusher™ is designed solely as a dry mat cleaner. Automatic and hands free, it deep cleans & grooms mats in just seconds. It comes equipped with durable rubber rollers, long lasting nylon brushes, and greaseable bearings.

Each Big Brusher Dry Mat Cleaner shares the following specifications:

- Automatic and hands free
- Cleans mats in under 9 seconds
- Cleans mats up to 27" wide
- Removable dirt tray for easy cleaning
- Weatherproof for in or outdoor use
- Fully enclosed stainless steel construction
- High-Speed Nylon Brushes
- 12 greaseable bearings
- 110 volts standard power
- **One year parts warranty**



BB-4 Full Service Model
45" H x 39" W x 34" D. Weight: 265 lbs.

- For use in **full-service** applications
- Two high-speed nylon brushes for single-pass cleaning to leave a neatly groomed appearance.

JKBB4

Designed to run all day!



BB-X Express Model
55" H x 45" W x 36" D. Weight: 340 lbs.

- For use in **express** car washes
- Push button and automatic turn-off after two minutes

JKBBX

Energy efficient auto turn-off!



BA-5 Bill Acceptor Model
55" H x 45" W x 36" D. Weight: 340 lbs.

- For use in **self-service** and **automatic** car wash applications
- GinSan Sensortron or Multitron coin acceptor comes standard.

JKBB5BA

Accepts both bills and coins!



CO-5 Coin Acceptor Model
55" H x 45" W x 36" D. Weight: 340 lbs.

- For use in **self-service** and **automatic** car wash applications
- GinSan Sensortron or Multitron coin acceptor comes standard.

JKBBC05

Reliable GinSan acceptor!

BIG SQUEEZE™ MAT CLEANERS FOR WET MATS



The Big Squeeze™ is designed solely as a wet mat cleaner. Automatic and hands free, it dries & grooms mats in just seconds. The Big Squeeze enables you to serve more customers per hour with less labor.

Each Big Squeeze Wet Mat Cleaner shares the following specifications:

- Automatic and hands free
- Dries mats in about 9 seconds
- Cleans mats up to 27" wide
- Designed to run all day
- Weatherproof for in or outdoor use
- Two sets of durable rubber rollers
- Stainless steel construction
- High-Speed Nylon Brush
- 10 greaseable bearings
- 110 volts standard power
- **One year parts warranty**



NW-1 Non-Water Using Model
45" H x 39" W x 32" D. Weight: 250 lbs.

- For use in **full-service** applications
- Dries and grooms mats after they are sprayed off

JKBSNW1

Extracts water and grooms!



NW-2 Water Using Model
45" H x 39" W x 32" D. Weight: 250 lbs.

- For use in **full-service** applications
- Rinses soapy, soiled mats and then dries and grooms them
- Common garden hose connection

JKBSWW2

Hand valve lets you control water flow!



RUGBEATER



COIN OPERATED

RB300

FULL SERVICE

RB200

Beats dirt, sand grit, ice, salt, hair, and all other particles from rugs, while puffing and raising nap.

- Stainless Steel
- 120V
- Direct-drive motor
- Pressure plate - automatically adjusts to mat thickness
- Fully tested before shipped
- No water - no sewer needed



MATWACKER



MW110

\$2,390.00

Designed to provide an economical machine with reliable and superior mat cleaning performance. The Matwacker offers an economical choice in the mat cleaning market while providing superior mat cleaning performance.

Matwacker Features:

- Cleans mats up to 30" Wide
- Patented Skip-Brush Technology
- 2-Greasable Bearings
- Indoor/Outdoor Service
- 110VAC Standard Power
- Galvalume Steel Construction
- 1/3 HP Single Phase Motor
- Shutoff & Adjustable Timer

Available Options:

- Off-Shore S/S Package
- Dry Clean Adapter Kit
- Urethane Wheels/Locking
- Spray Bottle Holder
- Shelf
- Extended Warranty

Matwacker Dimensions & Weight:

Length: 40" Height: 35.75"
 Depth: 18.75" Weight: 225 lbs.

AUTO MAT

Automatic Floor Mat Washer

- **STAINLESS STEEL COIN-OP MODEL** - For self-service operations a coin-operated model is available that operates with quarters or tokens.
- **EASY CONTROLS** - An easy to use on-off lever controls the machine operation. A simple ball-controls water flow.
- **EASY WATER CONNECTION**
- **PORTABLE**
- **TIME WARNING BUZZER**

SPECIFICATIONS

Size: 40.6" high; 24.4" deep overall; 37" wide

Power: Single phase, 110 volt (50 HZ 220 volt available)

Water: Standard hose outlet

Weight: 154 lbs.

Maximum Mat Dimension: 23.6"

Full Serve Model DP1050

Detailer DP1000




FIBERGLASS GRATING

1½" Thick



Grit Surface



Meniscus Surface



CORVEX® RESIN

Corvex®: This newly improved isophthalic polyester resin system outperforms a number of competitive fiberglass and metal products and meets the requirements for corrosion resistance found in industrial, chemical processing and water/wastewater applications.

Grit Surface - Corvex® Resin

- 1½" deep, 1½" square mesh
- 70% Open Area
- .25" load bar width, 1-1/2" load bar centers

FG310G-GRIT	3' X 10' Gray Grating With Grit Surface
FG310GRN-GRIT	3' X 10' Green Grating With Grit Surface
FG310Y-GRIT	3' X 10' Yellow Grating With Grit Surface
FG412G-GRIT	4' X 12' Gray Grating With Grit Surface
FG412GRN-GRIT	4' X 12' Green Grating With Grit Surface
FG412Y-GRIT	4' X 12' Yellow Grating With Grit Surface
FG48G-GRIT	4' X 8' Gray Grating With Grit Surface
FG48GRN-GRIT	4' X 8' Green Grating With Grit Surface
FG48Y-GRIT	4' X 8' Yellow Grating With Grit Surface

Meniscus Surface - Corvex® Resin

- 1½" deep, 1½" square mesh
- 70% Open Area
- .25" load bar width, 1-1/2" load bar centers

FG310G	3'X10' Gray Fiberglass Grating
FG310GRN	3'X10' Green Fiberglass Grating
FG310Y	3'X10' Yellow Fiberglass Grating
FG412G	4'X 12' Gray Fiberglass Grating
FG412GRN	4'X 12' Green Fiberglass Grating
FG412Y	4'X12' Yellow Fiberglass Grating
FG48G	4'X 8' Gray Fiberglass Grating
FG48GRN	4'X 8' Green Fiberglass Grating
FG48Y	4'X8' Yellow Fiberglass Grating

VI-CORR® RESIN

Vi-Corr®: A superior vinyl ester resin developed for reliable performance in the toughest environments. It offers outstanding resistance to a wide range of highly corrosive situations, from caustic to acidic. In fact, no other resin system can match the performance of Vi-Corr in highly acidic environments.

Grit Surface - Vi-Corr® Resin

- 1½" deep, 1½" square mesh
- 70% Open Area
- .25" load bar width, 1½" load bar centers



FG3100-GRIT	3'X10' Orange Grating With Grit Surface
FG4120-GRIT	4' X 12' Orange Grating With Grit Surface
FG480-GRIT	4' X 8' Orange Grating With Grit Surface

Meniscus Surface - Vi-Corr® Resin

- 1½" deep, 1½" square mesh
- 70% Open Area
- .25" load bar width, 1½" load bar centers

FG3100	3'X10' Orange Fiberglass Grating
FG4120	4'X12' Orange Fiberglass Grating
FG480	4'X8' Orange Fiberglass Grating

Fibergrate Angles



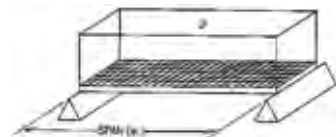
Traditional Angle

FGANGLE	EZ Embedment Angle - 1" x 1½" x ¼" x 20 Linear Foot To be used with existing concrete.
FGANGLE-E	Traditional Embedment Angle



EZ Angle

Fibergrate Loads



Clear Span (in)	Corvex® Resin (Max Recom. Load psf)	Vi-Corr® Resin (Max Recom. Load psf)
12	2830 lbs.	7700 lbs.
18	1250 lbs.	3420 lbs.
24	700 lbs.	1920 lbs.
30	450 lbs.	1230 lbs.
36	310 lbs.	850 lbs.
42	230 lbs.	620 lbs.
48	170 lbs.	480 lbs.
54	140 lbs.	380 lbs.

UNIVERSAL BRUSH TIRE BRUSHES



Poodle Tire Brushes

PART #	Shaft	COLOR
UB500BK	Bolt Adapter	Black
UB500BL	Bolt Adapter	Blue
UB500R	Bolt Adapter	Red
UB502BK	Welded	Black
UB502BL	Welded	Blue
UB502R	Welded	Red

Standard Tire Brushes (Nylon/Poly Mix)

PART #	Shaft	COLOR
UB504BK	Bolt Adapter	Black
UB504BL	Bolt Adapter	Blue
UB504R	Bolt Adapter	Red
UB506BK	Welded	Black
UB506BL	Welded	Blue
UB506R	Welded	Red

Standard Tire Brushes (Poly)

PART #	Shaft	COLOR
UB508BK	Bolt Adapter	Black
UB508BL	Bolt Adapter	Blue
UB508R	Bolt Adapter	Red
UB510BK	Welded	Black
UB510BL	Welded	Blue
UB510R	Welded	Red

Standard Tire Brushes (Nylon)

PART #	Shaft	COLOR
UB512BK	Bolt Adapter	Black
UB514BK	Welded	Black

BEFORE ORDERING PLEASE NOTE THE FOLLOWING:

WHAT ARE THE MEASUREMENT OF YOUR TIRE BRUSH EQUIPMENT?

WHO MANUFACTURERS YOUR EQUIPMENT.

WHAT IS THE OVER ALL LENGTH AND DIAMETER?

IS THE SHAFT BOLTED OR WELDED?

IF WELDED WHAT IS THE SHAFT LENGTH AND DIAMETER?



96" x 8" Diameter



Cloth Tire Brushes

PART #	Shaft	COLOR
UB516BK	Bolt Adapter	Black
UB516BL	Bolt Adapter	Blue
UB516R	Bolt Adapter	Red
UB518BK	Welded	Black
UB518BL	Welded	Blue
UB518R	Welded	Red

Standard Tire Brushes (Nylon)

PART #	Shaft	COLOR
UB520BK	Bolt Adapter	Black
UB522BK	Welded	Black

ERIE WHEEL WONDER

Please specify color when ordering.



- 96" in length or longer recommended
- 18" major diameter recommended
- Dynamically balanced with solid, precise construction.
- Available with 4 bolt mount or keyed shaft or custom.

EB127100

Introducing the patent pending Erie Wheel Wonder™ featuring improved, constant full contact with the wheel. The washing material can be filament, Erie's Supreme Cloth or Erie's Gentle Foam. The brand new patent pending design assures improved wheel cleanliness. The cleaning improvement will be noticeable by both you and your customers.



Proximity Switches by Banner

BPS1040



Part #	Description	Banner #
BPS1000	BANNER EMITTER FOR PROX SWITCH	S186E
BPS1005	BANNER PROXIMITY SWITCH	S18SP6D
BPS1010	BANNER CABLE-6' RIGHT ANGLE	MQDC1506RA
BPS1015	BANNER PROXIMITY SWITCH	S18SP6R
BPS1020	BANNER RECEIVER - Quick Disconnect Style	SM30PRLQD
BPS1025	BANNER EYE	SM30PRLW30
BPS1030	BANNER EMITTER	SMA30PELW30
BPS1035	BANNER RECIEVER	SM2A30PRL
BPS1040	BANNER EMITTER - Quick Disconnect Style	SMA30PELQD
BPS1045	BANNER RECEIVER-2 WIRE AC	SM2A30PRLW 30'

Proximity Switches by Banner

TPS1015



TPS1000



TPS1020

Part #	Description	Turck Number
TPS1000	TURCK PROX. SENSOR- Quick Disconnect	NI15U-EM18WD-AN6X-H1141
TPS1001	TURCK PROX. SWITCH	NI12U-EM18WD-AN6X-H1141/S1163
TPS1010	TURCK PROXIMITY SWITCH	NI75U-CP80-AN6X2-H1141
TPS1015	TURCK PROXIMITY SWITCH- Wire Leads	BI12-EM30EWD-ANX6
TPS1020	TURCK PANCAKE SWITCH-NPN W/CBL- Wire Leads	NI75U-CP80-AN6X2
TPS1025	TURCK PROXIMITY SWITCH - Quick Disconnect- Wire Leads	BI10-P30-AN6X-B2141
TPS1030	TURCK PROXIMITY SWITCH- Quick Disconnect	BI 5-S18-AD4X-H1141
TPS1035	TURCK PROX.SWITCH 18mm- Quick Disconnect	NI12U-M18-AN6X-H1141
TPS1040	TURCK PROX SWITCH- Quick Disconnect	BI10U-EM30-AN6X-H1141
TPS1045	PROXIMITY SWITCH PNP- Quick Disconnect	NI20UEM30AP6XH-H1141
TPS1050	TURCK 4 PIN CORD SET	RK 4T-8
TPS1055	TURCK PANCAKE SWITCH- Quick Disconnect	NI75U-CP80-AP6X2-H1141
TPS1060	TURCK PROXIMITY SWITCH (NPN)- Quick Disconnect	NI20U-EM30-AN6X-H1141
TPS1065	TURCK ENCODER- Quick Disconnect	NIG12AN6XH1141
TPS1070	TURCK 4 METER CABLE	RKC 4.4T-4
TPS1075	TURCK SENSOR CORD	RKC 4T-6

CALL US FOR MORE BANNER PRODUCTS

COMPOSITE AIR CYLINDERS

NO CORROSION - IDEAL FOR CAR WASH APPLICATIONS



Part #	ARO Model	Description	Specs.
AC1000	AD25-P4B4-120	ARO PIVOT Mount Cylinder	2-1/2" Bore X 12" Stroke
AC1010	ANAQK-ABXAB-060	ARO MS4 Mount Cylinder	1-1/2" Bore X 6" Stroke
AC1020	ANAQK-ABXAB-080	ARO MS4 Mount Cylinder	1-1/2" Bore X 8" Stroke
AC1030	ANAQK-ABXAD-100	ARO CLEVIS Mount Cylinder	1-1/2" Bore X 10" Stroke
AC1040	ANAQK-ABXD-80	ARO CLEVIS Mount Cylinder	1-1/2" Bore X 8" Stroke
AC1050	ANAQK-ABXAD-120	ARO CLEVIS Mount Cylinder	1-1/2" Bore X 12" Stroke
AC1060	ANAQK-CBXAC-044	ARO CLEVIS Mount Cylinder	1-1/2" Bore X 4-1/2" Stroke



DANFOSS VALVE

CALL FOR OTHER VALVES

3/8 Solenoid Valve (Less Coil)

For Type EVS16

DF06LC

REPAIR KIT -

DF06LCK

1/2 Solenoid Valve (Less Coil)

DF08LC



SENSOR CABLE

for Proximity Switch



Part #	Size
STPCV1G2M	6' Straight end
STPCV1G5M	12' Straight end
STPCV1WYE2M	6' Right angle
STPCV1WYE5M	12' Right angle



IFM0270

IFM EFFECTOR

Part #	Thread	Size
IFM5541	12 mm	2 mm
IFM5496	18 mm	5 mm
IFM5453	30 mm	10 mm
IFM5796	18 mm	8 mm
IFM0270	30 mm	10 mm
IFM5292	30 mm	15 mm



TIRE

410/3.50-4
2 ply tube type

AMLTIRE



TIRE RIM

4 x 1-5/16
Stainless Steel

Each Sold Separately
Need to order 2 for complete set!

AMLRIM-S



TIRE INNERTUBE

410-4

AMLTUBE



MAC VALVE

Solenoid Valve

Replacement for Popular Automatics

MAC2180



MAC2170



MAC2060




MAC2180	24 Volt	
MAC2190	3 way	110 V
MAC2060	3 way	24 V
MAC2170	4 way	24 V
MAC2150	4 way	110 V

Automatic Car Wash

STOP/GO LIGHT

Stainless Steel
Heavy Duty Wall Mounting Bracket
Traffic Duty 8000 Hr. Bulbs included
Wired for 110 V service

AMSGL



Pedestal
AMSGLPED

REPLACEMENT BULB

For STOP/GO LIGHT



- Replacement bulb for AMSGL
- Pulse-Start Metal Halide
- 69W Clear Traffic Signal Bulb for Stop/Go Lights

LIB069

MISC. PARTS

Part #	Description
AMLBRBK	Bridge Roller, black
AMLBRW	Bridge Roller, white
AMLBF	Breakaway Arm

Heavy Duty GALVANIZED FESTOON

w/ steel ball bearing wheels

AMLFCR1



S/S also available

SHEAR PIN BOLT

4 - 1/2"

AMLSB



MAC SOLENOID VALVE Replacement for Popular Automatics

MAC82160



MAC2010



MAC2090

New part #	Mfg Part#	Old Part#	Description	Voltage
MAC2000	811C-PP-221CA-152AD	-	811C-PP-221CA-152AD 1/4	24 Volt
MAC2010	111B-221CABH	MAC912BPM221	Solenoid For Laser Wash	24 Volt
MAC2060	225B-111CA	MAC225B111CA	Solenoid 3 Way	110 Volt
MAC2090	225B-221CA	MAC225B221CA	Solenoid 3 Way	24 Volt
MAC2170	811CPM224JA152	MAC811CPM224	Solenoid with coil and base	24 Volt
MAC2150	811CPM114JA152	MAC811CPM114	1/4" SQUARE DIN	120 Volt
MAC2040	113B-224JA	MAC113B224JA	100 Series Mac Valve	24 Volt
MAC2020	113B-114JA	MAC113B114JA	1/4 3WAY MAC SOLEN. W/DIN	120 Volt
MAC2030	113B-114JJ	MAC113B114JJ	1/4" MAC VALVE 100 SERIES	120 Volt
MAC2050	113B-224JJ	MAC113B224JJ	1/4" MAC SQ DIN CONN MALE	24 Volt
MAC2070	225B-111JA	MAC225B111JA	1/4" 3WAY W/SQUARE DIN	110 Volt
MAC2080	225B-114JJ	MAC225B114JJ	1/4" W/SQ CONNECT.MALE	120 Volt
MAC2140	46A-L00-JACOLR	MAC46AL00JACO	Solenid for PDQ Touchless	24 Volt
MAC2190	45ASA2	MAC45ASA2	1/8" Body Only for 45 Series valve	
MAC2180	912B-PM-221CAAB	MAC912BPM221	1/4" MAC VALVE (FOR LASER)	24 Volt
MAC2100	35A-AAA-DACA1BA	MAC35A1BA	1/8" MAC VALVE (RYKO DRYER)	24 Volt
MAC2110	35A-AAA-DACF1BA	MAC35ACF1BA	1/8" W/ 96" WIRE	24 Volt
MAC2120	45A-AA1-DACA1BA	MAC45AAA1DACA1	1/8" 4-PORT	24 Volt
MAC2130	46A-AA1-JACO1LR	MAC46AAA1JACO	1/8" NO LEADS	24 Volt
MAC2140	46A-L00-JACOLR	MAC46AL00JACO	VALVE for PDQ G5 TOUCHLESS	-
MAC2160	811CPM114CA152	MAC811CPM114CA	1/4" W/CONDUIT 1/2"NPS	120 Volt
MAC2180-KIT	K09006	MACK09006	Repair Kit for 912BPM221	-

D-TEK VEHICLE LOOP DETECTOR

1. Allow for easy installation into small operator housings.
 2. All the controls must be accessible from the outside for easy installation and operc
 3. Detector must operate reliably with marginal loops.
 4. Provide all the features and controls necessary for a variety of applications.
 5. Use metal housing for maximum durability and RE blocking.
 6. Provide maximum surge protection on all inputs and outputs of the detector.
- Loop diagnostics
 - Loop isolation transformer
 - Loop conditioner
 - Aluminum RF shield housing
 - Surge protection
 - Loop frequency counter
 - 10 gold plated sensitivity controls
 - 8 gold plated function controls
 - 6 gold plated & sealed controls for frequency, reset & frequency counter
 - 2 high intensity LED indicators



Loop detector relay

EMDTEK



Base for Relay

EMBASE



12 Pin Harness

EMHAR11



4' x 6' pre-formed loop
Other Sizes Available

EMPR26



AMPLIFIERS

KR Part #	Gavazzi Part #	Description
CGP1000	S142ARNN024	Basic Amplifier. 24V ac. NPN & alarm.
CGP1005	S142ARNN924	Basic amplifier 24V ac/dc. NPN & alarm.
CGP1010	S142BRNN024	Basic amplifier with on/off delay. 24V ac.
CGP1015	S142BRNN924	Basic amplifier with on/off delay. 24V ac/dc.
CGP1020	ZPD11	11 pin socket for amplifiers



RECEIVERS

KR Part #	Gavazzi Part #	Description
CGP2000	MOFR-M12-8	Receiver - M12 Connection 8° Optical Angle
CGP2005	MOFR-M14-8	Receiver - M14 Connection 8° Optical Angle
CGP2010	MOFR-M14-8-30.5M	Receiver - M12 Connection 8° Optical Angle w/ 100 ft Cable



TRANSMITTERS

KR Part #	Gavazzi Part #	Description
CGP3000	MOFT-M12-8	Transmitter - M12 Connection 8° Optical Angle
CGP3005	MOFT-M14-8	Transmitter - M14 Connection 8° Optical Angle
CGP3010	MOFT-M14-8-30.5M	Transmitter - M12 Connection 8° Optical Angle w/ 100 ft Cable



MISC.

KR Part #	Gavazzi Part #	Description
CGP4000	IA30DSN15NO	Inductive proximity sensor. M18 connection, non flush mount 8mm range
CGP4005	IA30DSN15NOM1	Inductive proximity connector. M18 connection, non flush mount 8mm range
CGP4010	CONM14NF	Straight 5M Cable

Telco CAR WASH SETS

Includes: Receiver, Transmitter, Multiplexer, & Pin Socket

The Telco 05 car wash set is designed to provide years of trouble free operation in the toughest environments. The compact 05 set is designed to fit into any automated car wash set providing the best in reliability and trouble free use. The Telco 05 set uses completely sealed sensors which are truly water proof and very easy to line up. The Telco sensors also have an industry leading 100,000 lux light immunity rating insuring that the set will continue to work even in direct afternoon sunlight. Soap buildup, fog, steam and high water spray are not a problem with Telco sensors. All Telco products have a 3 year warranty.

- Power ON indicator: Green LED
- Output indicator: Red LED
- Operation frequency: 10 Hz
- Response time ON/OFF: 40 ms/40 ms
- Sensing range: 150 feet



K-R PART #	TELCO PART #	DESCRIPTION
TPA0324VACSET	PA03-24VAC-SET	CAR WASH SET W/ LED 24V AC
TPA0324VDCSET	PA03-24VDC-SET	CAR WASH SET W/ LED 24V DC
TPA03115VACSET	PA03-115VAC-SET	CARWASH SET LED 115V AC
TPA05115VACSET	PA05-115VAC-SET	CAR WASH SET 115V AC
TPA0524VACSET	PA05-24VAC-SET	CAR WASH SET 24V AC
TPA0524VDCSET	PA05-24VDC-SET	CAR WASH SET 24V DC

Telco REPLACEMENT PARTS



TL500CNGK-D

TLT05CW



TRANSMITTERS

KR Part #	Telco Part #	Description
TL500CNGK-D	SMT5000CNGK-D	Quick disconnect transmitter (sensor only). Thru-beam w/ integrated amplifier. 10 - 30V dc. M18 housing. 3-80 ft sensing range. DOES NOT INCLUDE CABLE.
TLT100	LT100HLTB58J-CC	Quick disconnect transmitter (sensor only). High powered transmitter thru-beam. M 12 housing. DOES NOT INCLUDE CABLE.
TL8600PG5	SMT8600PG5	Transmitter, thru beam w/ integrated amplifier. 20-250V ac. M 18 housing. Stainless steel. 21 ft sensing range, 15 ft cable.
TLT05CW	LT05CW	Transmitter, high powered. 200 ft sensing range, 50 ft cable
TLT115	LT05LCW	Transmitter, high powered with LED. 200 ft sensing range, 50 ft cable.



TLR05CW



TSMR54251



RECEIVERS

KR Part #	Telco Part #	Description
TSMR54251	SMR5425/1NGK-D	Quick disconnect receiver (sensor only). Thru-beam w/ integrated amplifier. 10 - 30V dc. M18 housing. 3-80 ft sensing range. DOES NOT INCLUDE CABLE.
TLR110	LR110LTB58J-CC	Quick disconnect receiver (sensor only). High powered, thru-beam. M 12 housing. DOES NOT INCLUDE CABLE.
TL88009PG15	SMR8800/9PG15	Receiver, thru-beam with integrated amplifier. 20-250 V ac, M18 housing, plastic. 50 ft sensing range, dark operated, 50 ft cable.
TL88009PG5	SMR8800/9PG5	Receiver, thru-beam with integrated amplifier. 20-250 V ac, M18 housing, plastic. 50 ft sensing range, dark operated, 15 ft cable.
TLR05CW	LR05CW	Receiver, high powered, 200 ft sensing range, 50 ft cable.
TLR115	LR05LCW	Receiver, high powered with LED. 200 ft sensing range, 50 ft cable

TLR1105



TIIS44K



HSEA285011

TIIS70K



MISC

KR Part #	Telco Part #	Description
HSEA285011	MPA21B503	2 Channel Multiplexer 11 pole socket, 24 volt, 2 individual relays
TIIS44K	TI-IS44-K	Inductive Sensor (Shielded) PNP NO 10 - 30V dc 3 wire
TIIS70K	TI-IS70-K	Inductive Sensor (Unshielded) PNP NO 10 - 30V dc 3 wire
TLR1105	TR11-05	Socket for Amplifier

TP80459A



TP80499A



CABLES

KR Part #	Telco Part #	Description
TP80459A	80459A	5 meter Cable, Screw Locking, Straight PVC Sleeve
TP80459A-10M	80459A-10M	10 meter Cable, Screw Locking, Straight PVC Sleeve
TP80459A-15M	80459A-15M	15 meter Cable, Screw Locking, Straight PVC Sleeve
TP80499A	80499A	5 meter Cable, Screw Locking, 90° PVC Sleeve
TP80499A-15M	80499A-15M	15 meter Cable, Screw Locking, 90° PVC Sleeve
TPACABLE	TPA-CABLE	Test Cable 20 ft (50 ft section also available)

AMPLIFIERS



TPPA0324VDC

KR Part #	Telco Part #	Description
TPA03115VAC	PA03-115VAC	Amplifier 115V ac. Runs eyes with or with out sensor LED
TPPA0324VDC	PA03-24VDC	Amplifier 24V dc. Runs eyes with or with out sensor LED
TPA0324VAC	PA03-24VAC	Amplifier 24V ac. Runs eyes with or with out sensor LED
TPPA05115VAC	PA05-115VAC	Amplifier 115V ac. Works with both eyes, will not light up sensor LED.
TLPA0524VDC	PA05-24VDC	Amplifier 24V dc. Works with both type eyes, will not light up sensor LED.
TPPA0524VAC	PA05-24VAC	Amplifier 24V ac. Works with both type eyes, will not light up sensor LED..
TPA14A903SPL	TPA14A903-SPL	Test amplifier, 11 pole socket housing, 24 V dc
TPA14A902SPL	TPA14A902-SPL	Test amplifier, 11 pole socket housing, 24 V ac

VICKERS VANE PUMPS

V10 SERIES PUMPS

- 3/4" Straight Keyed Shaft
- 1" NPT Inlet- 1/2" NPT Outlet



V20 SERIES PUMPS

- 3/4" Straight Keyed Shaft
- 1 1/4" NPT Inlet- 3/4" NPT Outlet



Part #	Description	GPM
VPV101P1P1A20	0.2 Pump	1.5
VPV101P2P1A20	0.4 Pump	3
VPV101P3P1A20	0.6 Pump	4.5
VPV101P4P1A20	0.8 Pump	6
VPV101P5P1A20	1.0 Pump	7.5
VPV101P6P1A20	1.19 Pump	9
VPV101P7P1A20	1.39 Pump	
VPP923548	Seal Kit Pump 5 & 7 HP	
VPP263585	Shaft Seal	

Part #	Description	GPM
VPV201P6P1A11	1.9 Pump	9
VPV201P7P1A11	1.39 Pump	10.5
VPV201P8P1A11	1.62 Pump	12.0
VPV201P9P1A11	1.81 Pump	13.5
VPV201P11P1A11	2.22 Pump	16.5
VPV201P12P1A11	2.38 Pump	18.0
VPV201P13P1A11	2.59 Pump	19.5
VPP922733	Seal Kit, Buna-N	
VPP229235	Seal Shaft 201 P	

V25 SERIES PUMPS

- 7/8" Straight Keyed Shaft
- 1 1/2" NPT Inlet- 1" NPT Outlet



V35 SERIES PUMPS

- 1 1/4" Straight Keyed Shaft
- 2" NPT Inlet- 1 1/4" NPT Outlet



Part #	Description	GPM
VP25V12A1A22R	2.47 Pump	18
VP25V14A1A22R	2.78 Pump	21
VP25V17A1A22R	3.39 Pump	25.5
VPP922850	Seal Kit, 25 V	
VPP394976	Shaft Seal Kit, 25 V	

Part #	Description	GPM
VP35V25A1A22R	4.94 Pump	37.5
VP35V30A1A22R	5.91 Pump	45
VP35V35A1A22R	6.83 Pump	52.5
VP35V38A1A22R	7.37 Pump	57
VPP922851	Seal Kit, 35 V	
VPP394973	Shaft Seal Kit, 35 V	

Char-Lynn® Motors H Series

Char-Lynn® H Series motors are economical, efficient, compact and powerful and are designed for medium duty applications. These motors have the industry proven speed valve design combined with state-of-the-art gerotors. In addition, a wide variety of mounting flanges, shafts, ports and a low speed valving option provides design flexibility. Direction of shaft rotation and shaft speed can be controlled easily and smoothly throughout the speed range of the motor. Equipment can be driven direct, eliminating costly mechanical components.

Maximum Case Pressure: 1500 PSI

Fluid Viscosity: Minimum viscosity at operating temperature should be the highest of the following: 10 SUS or (20 x PSI)/RPM=SUS

Recommended Fluids: Premium quality, anti-wear type hydraulic fluid

Recommended Filtration: Per ISO Cleanliness Code Level 18/13

Maximum Recommended Operating Temperature: 180° F

Recommended Break-In: To assure best motor life, run motor for approximately one hour at 30% of rated pressure before application to full load. Be sure motor is filled with fluid prior to any load applications

Part#	Description	Displacement	RPM/3 GPM	RPM/6 GPM	Ring Size
CL101-1001-009	Motor, 1/4" Ring	2.8	235	471	1/4"
CL101-1002-009	Motor, 3/8" Ring	4.5	150	296	3/8"
CL101-1003-009	Motor, 1/2" Ring	5.9	115	230	1/2"
CL101-1004-009	Motor, 7/8" Ring	9.7	70	140	7/8"
CL101-1005-009	Motor, 1" Ring	11.3	60	120	1"
CL101-1006-009	Motor, 1 1/4" Ring	14.1	48	95	1-1/4"
CL101-1007-009	Motor, 1 1/2" Ring	17.9	38	75	1/2"
CL101-1008-009	Motor, 2" Ring	22.6	30	60	2"
CLP22000-2	4 Bolt Mount Flange 009-010				
CLP7464	4 Bolt Mount Flange 007-008				
CLP22000-1	2 Bolt Mount Flange 009-010				
CLP7463	2 Bolt Mount Flange 007-008				
CLP60540	Seal Kit 009				
CLP60023	Seal Kit 007				
CLP5422	Socket for Hydraulic 12 Pt				
CLP14193	Woodruff Key, 1"				



Char-Lynn® Wheel Motors Center Flange 10,000 Series

Part#	Description
CL120-1008-003	Motor, 10,000 Series
CLP6405	Motor Seal Kit
CLP6406	Shaft Seal Kit



Char-Lynn® Front Flange 10,000 Series

- 2 1/4" Shaft
- 54.7 cubic inch displacement

CL119-1031

Char-Lynn® Motors S Plus

Part#	Description	Displacement	RPM/3 GPM	RPM/6 GPM	Ring Size
CL103-1002-012	Motor, 3/8" Ring	4.5	146	293	3/8"
CL103-1003-012	Motor, 1/2" Ring	5.9	112	225	1/2"
CL103-1004-012	Motor, 7/8" Ring	9.7	68	136	7/8"
CL103-1005-012	Motor, 1" Ring	11.3	58	117	1"
CL103-1006-012	Motor, 1 1/4" Ring	14.1	47	95	1-1/4"
CL103-1007-012	Motor, 1 1/2" Ring	17.9	37	75	1-5/8"
CL103-1008-012	Motor, 2" Ring	22.6	30	60	1-1/2"
CLP22000-2	4 Bolt Mount Flange 009-010				
CLP7464	4 Bolt Mount Flange 007-008				
CLP22000-1	2 Bolt Mount Flange 009-010				
CLP7463	2 Bolt Mount Flange 007-008				
CLP60539	Seal Kit 010				
CLP60533	Seal Kit 008				

Char-Lynn® S Series motors with Geroler®, offer the same advantage of low speed, high torque and compact size as the H Series with geroter. In the Geroler®, element precision machined rollers form the displacement chambers. The rollers provide support with rolling contact as the star rotates, minimizing friction and providing high efficiency, especially at start-up and low speeds.



Maximum Recommended Operating Temperature: 180° F

Recommended Break-In: To assure best motor life, run motor for approximately one hour at 30% of rated pressure before application to full load. Be sure motor is filled with fluid prior to any load applications

Maximum Case Pressure: 1500 PSI

Fluid Viscosity: 70 SUS at operating temperature

Recommended Fluids: Premium quality, anti-wear type hydraulic fluid

Recommended Filtration: Per ISO Cleanliness Code Level 18/13

Char-Lynn® Motor 2000 Series

1 1/4" Keyed Shaft



Part#	Description
CL104-1043-006	Motor, 18.7 cu"/ Rev
CL104-1025-006	Motor, 9.6 cu"/ Rev
CLP61258	Seal Kit 104 & 106

Char-Lynn® 2000 Series

Part#	Description
CL106-1012-006	Motor, 11.9 cu"/ Rev
CL106-1013-006	Motor, 14.9 cu"/ Rev
CL106-1014-006	Motor, 18.7 cu"/ Rev
CL106-1015-006	Motor, 24 cu"/ Rev
CLP61258	Seal Kit 104 & 106

Parker Ross Motors MG Series Torqmotor

MG Series Torqmotor - Roller Van Motor



- Provides low-cost hydraulic power for medium to light duty applications - grain augers, spreaders, or car wash brushes for dependable service
- Fully interchangeable with industry standards for porting, standard shafts & mountings
- Compatible with many hydraulic systems in pressure, torque & speed
- Zero-leak commutation valve provides greater, more consistent volumetric efficiency
- Full-flow lubrication maximizes cooling & extends motor life up to 50%
- Roller vane rotor set design offers a low-friction, wear compensation - minimizes internal wear & maximizes useful performance life of motor
- Design flexibility - widest selection of shaft options, displacements and mounting flanges in the industry
- Patented 60-40 spline member arrangement transmits more torque with less weight
- Higher pressure ratings provide greater torque than competitive brands
- Full interchangeability with other motors - designed according to industry standards
- Unique high-pressure shaft seal - eliminates need for case drains
- Up to 13 HP output

Part #	Description	Ross Cross Reference	Displacement	RPM/3 GPM	RPM/6 GPM	Ring Size
PMTB0050FP100A	Parker, TRW Ross Hydraulic Motor	MG031310AAAC	2.8	235	471	1/4"
PMTB0065FP100A	Parker, TRW Ross Hydraulic Motor	MG041310AAAC	4.5	150	296	3/8"
PMTB0100FP100A	Parker, TRW Ross Hydraulic Motor	MG061310AAAC	5.9	115	230	1/2"
PMTB0165FP100A	Parker, TRW Ross Hydraulic Motor	MG10130AAAC	9.7	70	140	7/8"
PMTB0195FP100A	Parker, TRW Ross Hydraulic Motor	MG121310AAAC	11.3	60	120	1"
PMTB0230FP100A	Parker, TRW Ross Hydraulic Motor	MG141310AAAC	14.1	48	95	1 1/4"
PMPSK000090	Parker, TRW Ross Seal Kit MG &MF	SK000090	-	-	-	-

Motors - MF Series Torqmotor



Motors include O-ring ports

Other types of Ross hydraulic motors also available

- Torqmotor MF Series Roller Van Motor
- Provides reliable, efficient performance & long-term economy
- Broad range of applications - conveyors, irrigation equipment, scissor lifts & walk-behind mower
- Ideal for moderate torque applications where dependability is a must
- Needle roller bearing supports coupling shaft
- Balanced performance in both direction of rotation
- More starting torque than competitive motors in applications where shaft is side-loaded
- Unlike competing designs, does not require more pressure & flow to start the motor rotating

Part #	Description	Ross Cross Reference
PMTF0065FS100A	Parker, TRW Ross Hydraulic Motor	MF040910AAAC
PMTF0100FS100A	Parker, TRW Ross Hydraulic Motor	MF060910AAAC
PMTF0195FS100A	Parker, TRW Ross Hydraulic Motor	MF120910AAAC
PMTF0295FS100A	Parker, TRW Ross Hydraulic Motor	MF180601AAAC
PMPK000090	Parker, TRW Ross Seal Kit MG & MF	SK000090

Motors - MB Series Torqmotor



Motors include O-ring ports

Other types of Ross hydraulic motors also available

- For applications - combine reel drive, machine tools & commercial mowers, where medium to high efficiency over long life is required
- Phase-shift orbit valving, an industry first, minimizes cross-port leakage
- Maintains volumetric efficiency high & constant output speeds as pressure varies

Features Include:

- Heavy-duty thrust and roller bearings provide greater thrust and side-load capacity
- Overall design - less sensitive to hydraulic system contamination than competitive hydraulic motors
- Orbital phase-shift commutation at 6 times shaft speed provides smoother operation at low shaft speed

Part #	Description	Ross Cross Part#
PMTF0195MS050A	Parker, TRW Ross Hydraulic Motor	MB12105AAAC
PMTF0280MS050A	Parker, TRW Ross Hydraulic Motor	MB180105AAAC

Variable Speed Drive by Telemecanique

- Speed regulation by flux vector control
- Speed range from 1 to 50
- 2 Tn to 3 Hz without adjustment
- Auto-tuning
- Protection of motor and of drive
- Operation up to 50°C without derating
- Brake sequence
- Regulator and preset PI
- +/- speed, 16 preset speeds
- Limit switch management
- Traverse control (textile machines).
- Compact, side by side mounting


STPATV31H075M2
208-240 VAC 1 HP



STPATV31HU15M2
208-240 VAC 2 HP



Arcadian Services



We offer a full line of Wash Systems!
Including In-Bay Units, Tunnels
& Self-Service.

We also carry a full line of
Dryers--including Belanger,
Proto-Vest, Premier and more!



INBAY RM



Features:

- Touch-Less
- Shorter Drive-Thru Time
- Compact Design
- (2) 25 HP Motors
- Adjustable Bag Direction

Benefits:

- Dent Proof
- Corrosion Proof
- Easy To Assemble
- Low Maintenance

Options:

- Raised Intake
- Custom Bag Colors
- Silencer Package™
- Starter Package

PVINBAYRM

GENERAL DESCRIPTION:

The Windshear InBay RM dryer is a cost effective solution constructed from highdensity polyethylene alloy, making it dent proof, corrosion proof and easy to assemble. Specifically designed for InBay applications this system utilizes two (2) 25-hp blowers and three (3) air delivery bags designed to direct air around the vehicle as it passes through the equipment. Each bag is fully adjustable in 5 degree increments from 0 to 15 degrees. In addition, the upper air deployment device is angled towards the rear of the vehicle to effectively dry the backend of Vans and SUVs! All bags are produced from durable Proto-Duck™ material, which resists corrosion and tearing.

Proto-Vest's stringent standards in material selection for dryers result in extended equipment life and reduced maintenance. The plenum is constructed from Highdensity polyethylene alloy while both the blower/motor assemblies are engineered for both maximum efficiency and cost effectiveness.

FEATURES / BENEFITS

Patented Touchless Design: Pressurized air flows through three (3) patented bags which direct the air to the vehicle's horizontal and vertical surfaces. It dries the hood, roof, deck, windows, and top side panels of the vehicle without touching.

Low Maintenance: High-density polyethylene alloy makes the InBay RM dent proof, corrosion proof and easy to assemble in under 30 minutes. Other than the blower/impeller assemblies, there are no moving parts to wearout or break down. (Please note that Proto-Vest recommends routine maintenance in order to maximize product life.)

Compact / Modular engineering: Designed to fit into limited space as a stand alone dryer.

Drying performance is affected if any of the following are present: 1) If the car is not clean; 2) Use of RO water without drying agent; 3) If cleaning agents are not properly balanced; 4) Insufficient rinsing (soap on vehicle); 5) Inadequate balance between rinse water & drying agent; 6) Excessive drive through speed.

MOTORS

- *(2) 25 hp, 3600 RPM
- 230 / 460 volts
- 1.15 service factor
- Frame: 284TS
- 3 Phase
- Totally enclosed, fan cooled (TEFC)

NOTE: Wiring and controls to be provided by the purchaser. Additional motor specifications available upon request. Additional voltages available on special order.

EQUIPMENT

- OVERALL LENGTH: 40 3/4 in.
- OVERALL WIDTH: 175 5/8 in.
- OVERALL HEIGHT: 122 1/8 in.
- BAG HEIGHT: 83 9/16 in.
- SIDE BAG SPACING: 99 3/8 in. apart

WINDSHEAR®



Features:

- Touch-Less
- Compact Modular Design
- 30 HP

Benefits:

- Low Maintenance
- Stand Alone
- Motor Located On Ground
- 3 Air Delivery Bags

Options:

- Custom Bag Colors
- AirGate
- Silencer Package
- Starter Package

PVWDSHEAR

GENERAL DESCRIPTION:

The Proto-Vest “Windshear®” is designed as a stand alone drying system that is ideal for tunnels with a variety of line speeds. This patented system utilizes one (1) 30 hp Magnum blower, plenum and three (3) Proto-Duck™ air delivery bags designed to direct air around the vehicle as it passes under the equipment arch. Proto-Vest’s blower/motor assemblies are engineered for both maximum efficiency and cost effectiveness allowing the system to operate with only one 30hp Magnum blower. With the improved performance of the Magnum blower assembly the Windshear® ‘s drying quality far surpasses any comparable horsepower dryer in its class.

Proto-Vest’s stringent standards in material selection for dryers result in extended equipment life and reduced maintenance. The blower assembly is manufactured from steel that is powder coated while the impeller is electroplated. The blower is AMCA Class IV certified. The plenum is made from 5052-H32 aluminum, while the bags are produced from Proto-Duck™ materials. These materials resist corrosion and tearing.

FEATURES / BENEFITS

Patented Touchless Design: Pressurized air flows through three (3) patented bags which direct the air to the vehicle’s horizontal and vertical surfaces. It dries the hood, roof, deck, windows, and top side panels of the vehicle without touching.

Low Maintenance: Other than the blower / impeller assemblies, there are no moving parts to wear-out or break down.

(Please note that Proto-Vest recommends routine maintenance in order to maximize product life.)

Compact / Modular engineering: Designed to fit into limited space as a stand alone dryer or supplemental dryer.

MOTORS

- 30 hp, 3600 RPM's
- 208-230 / 460 volts
- 1.15 service factor
- Frame: 286TS
- 3 Phase
- Fan-cooled, totally enclosed

NOTE: Wiring and controls to be provided by the purchaser. Additional motor specifications available upon request. Additional voltages available on special order.

EQUIPMENT

- OVERALL LENGTH: 44 3/8 in.
- OVERALL WIDTH: 170 in.
- OVERALL HEIGHT: 119 1/2 in.
- BAG HEIGHT: 84 in.
- BAG WIDTH: 60 in.

S130



Features:

- Touch-Less
- Dual Side Drying
- 30 HP

Benefits:

- Dedicated Airflow
- Easy To Assemble
- Low Maintenance

Options:

- Custom Bag Colors
- AirGate
- Silencer Package
- Starter Package

PVS130

GENERAL DESCRIPTION:

The Proto-Vest "S130" is designed as both a stand alone and modular drying system and is ideal for tunnels with conveyors at a variety of line speeds. This dryer is usually packaged as a combination unit that can be used in conjunction with any of the Windshear®, Stripper® or IP Series® line of products. When packaged as a modular system, the S130 assists by providing an additional 30-hp of drying capability to any carwash application. This patented system utilizes one 30-hp blower, plenum and two Proto-Duck™ side bags designed to direct air across the vehicle's vertical surfaces as it passes by the equipment.

Proto-Vest's stringent standards in material selection for our dryers results in extended equipment life and reduced maintenance. The S130's blower assembly is manufactured from powder coated steel and is AMCA certified. Its plenum is made from 5052-H32 aluminum and its bag is produced from durable Proto-Duck™ material to resist corrosion and tearing.

FEATURES / BENEFITS

Patented Touchless Design: Pressurized air flows through patented bags which directs air to the vehicle's vertical surfaces. The S130's primary function is to dry the windows, doors, and fenders of the vehicle without touching.

Low Maintenance: Other than the blower/motor assembly, there are no moving parts to wear-out or break down.

(Please note that Proto-Vest recommends routine maintenance in order to maximize product life.)

Line Speed Efficiency: When packaged with the right Proto-Vest drying system, the S130 assists in providing a proficiently dry car at a variety of line speeds, helping to reduce labor costs.

Compact / Modular design: This equipment requires minimal floor space as a stand alone or supplemental dryer.

MOTORS

- 30 hp, 3600 RPM's
- 208-230 / 460 volts
- 1.15 service factor
- Frame: 286TS
- 3 Phase
- Fan-cooled, totally enclosed

NOTE: Wiring and controls to be provided by the purchaser. Additional motor specifications available upon request. Additional voltages available on special order.

EQUIPMENT

- OVERALL LENGTH: 40 in.
- OVERALL WIDTH: 181 13/16 in.
- OVERALL HEIGHT: 119 in.
- BAG HEIGHT: 119 in.
- BAG WIDTH: 96 in.

T130 RM



Features:

- Touch-Less
- Overhead Drying
- Compact Modular Design
- 30 HP

Benefits:

- Low Maintenance
- Stand Alone
- Motor Located On Ground

Options:

- Custom Bag Colors
- AirGate
- Silencer Package
- Starter Package

PVT130RM

GENERAL DESCRIPTION:

The Proto-Vest T130 RM is a stand alone or modular drying system that is ideal for conveyor operations. This patented design uses one 30hp motor, one RM blower, plenum and a 84" Proto-Duck™ overhead bag. These features allow the T130 RM to effectively dry the roof, hood, front and rear windows while assisting with the sides of vehicles as they pass under the drying equipment.

The T130 RM's blower/motor assembly is engineered for both maximum efficiency and cost effectiveness to help deliver the best drying results using the least amount of energy. The blower/motor assembly can also be equipped with the optional Proto-Vest Silencer Package™ to reduce noise emissions.

Proto-Vest's stringent standards in material selection for its dryers result in extended equipment life and reduced maintenance. The T130 RM's blower assembly is manufactured from a high density polyethylene alloy, its plenum is made from 5052-H32 aluminum, and its bag is produced from durable Proto- Duck™ material to resist corrosion and tearing.

FEATURES / BENEFITS

Patented Touchless Design: This design allows pressurized air to flow through an overhead bag to effectively dry the roof, hood, front, rear windows, back end surface areas while assisting with the sides.

Low Maintenance: Other than the blower/motor assembly, there are no moving parts to wear-out or break down.

(Please note that Proto-Vest recommends routine maintenance in order to maximize product life.)

Compact / Modular design: Engineered to fit into limited space as a supplemental dryer. Available with motor placement on driver's or passenger's side.

MOTORS

- 30 hp, 3600 RPM's
- 208-230 / 460 volts
- 1.15 service factor
- Frame: 286TS
- 3 Phase
- Fan-cooled, totally enclosed

NOTE: Wiring and controls to be provided by the purchaser. Additional motor specifications available upon request. Additional voltages available on special order.

EQUIPMENT

- OVERALL LENGTH: 40 3/4 in.
- OVERALL WIDTH: 148 1/8 in.
- OVERALL HEIGHT: 118 in.
- BAG HEIGHT: 84 in.
- BAG WIDTH: 84 in.

SUT1100 SERIES



New 15 oz. Light Weight Gun!!



Inlet: 3/8" Outlet: 1/4"
 Max PSI: 3000
 Max GPM: 7.0

SUT1100NW

SUT1100NWK

GUN LANCE COMBINATION



- 6.5 GPM
- MAX TEMP 195°

PART #	PRESSURE	INLET	OUTLET
GU320014	3200	1/4"	M22-F
GU320038	3200	3/8"	M22-F
GU3200M	3200	M22-M	M22-F
GU370038	3700	3/8"	M22-F
GU3700M	3700	M22-M	M22-F

SUT2300 SERIES



Easy Pull!!! Special "relax action" for easy trigger pull.



- Max flow: 12 GPM
- Max Pressure: 4500 PSI
- Brass Inlet: 3/8" FPT
- Brass Outlet: 1/4" FPT

SUT2300NW

REPAIR KITS AVAILABLE

ZINC PLATED WANDS



- Light weight
- Easy to handle
- Customer friendly
- 1/4 x 18" shown
- Available with or without lance

Part #	Length	Description
WTZ418	18"	1/4" MPT x 1/8" FPT
WTZ424	24"	1/4" MPT x 1/8" FPT
WTZ436	36"	1/4" MPT x 1/8" FPT
WTZ418WL	18"	1/4" MPT x 1/8" FPT, Molded Grip
WTZ424WL	24"	1/4" MPT x 1/8" FPT, Molded Grip
WTZ436WL	36"	1/4" MPT x 1/8" FPT, Molded Grip
WTZ418MM	18"	1/4" MPT x 1/4" MPT
WTZ424MM	24"	1/4" MPT x 1/4" MPT
WTZ436MM	36"	1/4" MPT x 1/4" MPT
WTZ418MMWL	18"	1/4" MPT x 1/4" MPT, Molded Grip
WTZ424MMWL	24"	1/4" MPT x 1/4" MPT, Molded Grip
WTZ436MMWL	36"	1/4" MPT x 1/4" MPT, Molded Grip

SUT1500 SERIES



Our Most Popular Gun!!



Inlet: 3/8" Outlet: 1/4"
 Max PSI: 4000
 Max GPM: 12.0

SUT1500NW

REPAIR KIT

SUT1500NWK

TRIGGER GUN

Durable "Zytel" body with new heat resistant trigger for longer life, less breakage.


- Anti-Fatigue design
- Stainless Steel ball, seat
- Max flow 10GPM
- Max pressure 4000PSI
- Max Temp. 300° F.
- Inlet 3/8" FPT
- Outlet 1/4" FPT

NON-WEEP

PU36140

REPAIR KIT

PU36080



IN BAY AUTOMATICS

TUNNELS

SELF SERVE

WE OFFER THEM ALL!

5030 SERIES

American Made

- Brass Valve Body
- Max flow: 12 GPM
- Max Pressure: 4500 PSI
- Max Temp.: 300° F.
- Brass Inlet: 3/8" FPT
- Brass Outlet: 1/4" FPT

GU0115	Non-Weep
GU0115K	Repair Kit



SUT601 SERIES

Straight Non-Weep!!

A unique 15° angle designed for extended length lances for higher reach.



Inlet:3/8" Outlet:1/4"
Max PSI:4000
MaxGPM:12.0

SUT601NW

REPAIR KITS AVAILABLE



TRIGGER GUN



- Brass discharge fitting
- Max flow: 10 GPM
- Max Pressure: 5000 PSI
- Max Temp.: 300° F.
- Rear Inlet: 3/8" FPT
- Outlet: 1/4" FPT

Repair Kit –

PU21227

Part #	Style	Outlet
PU21250	Non-weep	SS
PU21260	Non-weep with recessed fitting	-
PU21290	Non-weep	Brass

36" LANCE WAND



PWLW36

20" SPRAY LANCE WANDS

Nozzle guards included with all Mosmatic Wands.



BOMP26980

DOUBLE LANCE



- Max flow: 10.5 GPM
- Inlet: 1/4" NPT-M
- Max Pressure: 3650 PSI
- Brass Outlet: 1/4" NPT-F
- Max Temp.: 320° F.

Part #	Type	Length
GPNDL33	Straight/Zinc	33"
GPNDL33B	Bent/Zinc	33"
GPNDL36	Bent/Zinc	36"
GPNDL72	Bent/zinc	72"
GPNDL41SS	Straight/Stainless	41"

NON-MOLDED SPRAY LANCES

- Max Pressure: 4100 PSI
- Max Flow: 10.5 GPM
- Max Temp: 300°F
- 1/4" MxM



Stainless Steel

Part#	Length
WTS418MM	18"
WTS420MM	20"
WTS424MM	24"
WTS430MM	30"
WTS436MM	36"

Galvanized Steel

Part#	Length
WTG418MM	18"
WTG420MM	20"
WTG424MM	24"
WTG430MM	30"
WTG436MM	36"

Zinc Plated

Part#	Length
WTZ418MM	18"
WTZ424MM	24"
WTZ436MM	36"

ADJUSTABLE NOZZLE



- 1/4" Inlet
- 1/4" Outlet
- Max Pressure: 3600 PSI
- Max Flow: 8 GPM
- Max Temp: 300°F

SUT51N

ROLLOVER NOZZLE



- 1/4" Inlet
- 1/4" Outlet
- Max Pressure: 3600 PSI
- Max Temp: 300°F

SUT56

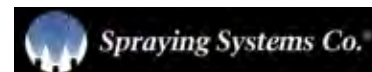
Arcadian Series

QUICK CONNECT CHEMICAL TIP

QC65CT



SPRAY NOZZLES



INTERIOR #S ARE GPM

Nozzle Size	Orifice Diam. (Inches)	40 PSI	100 PSI	250 PSI	500 PSI	600 PSI	700 PSI	800 PSI	1000 PSI	1200 PSI *	1500 PSI	2000 PSI	2500 PSI	3000 PSI	3500 PSI	4000 PSI
2	.034	.20	.32	.50	.71	.77	.80	.89	1.0	1.1	1.2	1.4	1.6	1.7	1.9	2.0
4	.052	.40	.63	1.00	1.40	1.60	1.70	1.80	2.0	2.2	2.5	2.8	3.1	3.5	3.8	4.0
4.5	.055	.45	.71	1.10	1.50	1.70	1.90	2.00	2.2	2.4	2.8	3.0	3.6	3.9	4.3	4.5
5	.057	.50	.79	1.30	1.80	1.90	2.10	2.20	2.5	2.8	3.1	3.6	4.0	4.4	4.7	5.0
5.5	.060	.55	.87	1.40	1.90	2.10	2.30	2.50	2.8	3.0	3.4	3.8	4.4	4.8	5.2	5.5
6	.062	.60	.95	1.50	2.10	2.30	2.50	2.70	3.0	3.2	3.7	4.2	4.8	5.2	5.6	6.0

How to determine nozzle size:

- Calculate GPM & PSI to determine nozzle size (Ex. 1200 PSI at 3.2 GPM = nozzle size of 06 See * above)
- After determining nozzle size, choose a degree of spray pattern:

- 15 = 15° (narrow)
- 25 = 25° (medium)
- 40 = 40° (wide)



1/4"

Available spray patterns : 00°, 05°, 15°, 25°, 40°, 50°, 65°, 80°

- Degree of spray does not affect nozzle volume

SN + + M fitting size $\frac{2}{8} = \frac{1}{4}$
° of spray nozzle size Male

- ALL TIPS COME WITHOUT VEINS
- ALL MEGS ARE HARDENED STAINLESS STEEL
- FEMALE NOZZLES AND V-JET NOZZLES ARE AVAILABLE

Also Available:

High ImpactMEG Nozzles

SNI + + M

° of spray nozzle size fitting size
 $\frac{2}{8} = \frac{1}{4}$
 $\frac{4}{8} = \frac{1}{2}$
Male

QUICK CONNECT HIGH PRESSURE SPRAY TIPS

FEATURES:

- 1/4"
- 5000 PSI operating pressure
- Through-hardened stainless steel orifices
- Resists cracking & wear
- Color coded tip protector

Formula for Part

$$QC \frac{\text{---}}{\text{° of spray}} + \frac{\text{---}}{\text{nozzle size}}$$



Red - 0°

Part #	Nozzle Size
QC0003	3
QC00035	3.5
QC0004	4
QC00045	4.5
QC0005	5
QC00055	5.5
QC0006	6
QC0065	6.5
QC0007	7
QC0075	7.5
QC0008	8
QC0085	8.5
QC0009	9

Yellow - 15°

Part #	Nozzle Size
QC1502	2
QC15025	2.5
QC1503	3
QC15035	3.5
QC1504	4
QC15045	4.5
QC1505	5
QC15055	5.5
QC1506	6
QC1507	7
QC1508	8
QC15085	8.5
QC1509	9
QC1510	10

Green - 25°

Part #	Nozzle Size
QC2502	2
QC25025	2.5
QC2503	3
QC25035	3.5
QC2504	4
QC25045	4.5
QC2505	5
QC25055	5.5
QC2506	6
QC25065	6.5
QC2507	7
QC25075	7.5
QC2508	8
QC25085	8.5
QC2509	9
QC2510	10
QC25125	12.5
QC2515	15

White - 40°

Part #	Nozzle Size
QC4002	2
QC40025	2.5
QC4003	3
QC40035	3.5
QC4004	4
QC40045	4.5
QC4005	5
QC40055	5.5
QC4006	6
QC40065	6.5
QC4007	7
QC40075	7.5
QC4008	8
QC40085	8.5
QC4010	10
QC40125	12.5
QC4090	9

QUICK DISCONNECTS



Female Socket

Female Plug

Male Socket

Male Plug

KARCHER® TYPE



HF0350	1/4 Female Socket	Brass
HF0351	1/4 Male Socket	Brass
HF0352	1/4 Male Plug	Steel
HF0353	1/4 Female Plug	Steel
HF0356	1/4 O-Ring	
HF0360	1/4 Female Socket	Stainless Steel
HF0361	1/4 Male Socket	Stainless Steel
HF0362	1/4 Female Plug	Stainless Steel
HF0363	1/4 Male Plug	Stainless Steel
HF0370	3/8 Female Plug	Steel
HF0371	3/8 Male Plug	Steel
HF0372	3/8 Male Socket	Brass
HF0373	3/8 Female Socket	Brass
HF0374	3/8 O-Ring	
HF0375	3/8 Female Socket	Stainless Steel
HF0376	3/8 Male Socket	Stainless Steel
HF0377	3/8 Female Plug	Stainless Steel
HF0378	3/8 Male Plug	Stainless Steel

HF0380	1/4 F 2-way shut-off plug	Brass
HF0382	3/4 Female Plug	Stainless Steel
HF0383	3/4 Female Socket	Stainless Steel
HF0381	1/4 F 2-way shut-off socket	Brass
HF0391	1/2 Female Plug	Steel
HF0394	1/2 Female Socket	Brass
HF0395	1/2 Male plug	Stainless Steel
HF0397	1/2 Female Socket	Stainless Steel
HF03970	O-Ring for HF0397	-
HF0398	1/2 Female Plug	Stainless Steel
*HF0400	1/4 F x 1/4 M Plug	Brass
*HF0401	3/8 F x 3/8M Plug	Brass
*HF0402	1/4 F x 1/4 F Coupler	Brass
*HF0403	3/8 F x 3/8 F Coupler	Steel
*HF0404	3/8 M x 3/8 F Coupler	Steel
*HF0405	1/2" F x 3/8" F Coupler	Steel
*HF0406	1/2" M x 3/8" F Coupler	Steel

ADJUSTABLE ROTATING NOZZLES



- MAX PSI: 3500
- MAX TEMP: 176+° F
- INLET: 1/4"

GPNROTOMAX-1	GPNROTOMAX-2	GPNROTOMAX-3
--------------	--------------	--------------

RED 2.1-2.6 GPM	LIGHT BLUE 2.9-4.0 GPM	BLACK 4.2-5.5 GPM
--------------------	---------------------------	----------------------

ROTATING NOZZLES



Part #	Size
GPNYR36K30	#3.0
GPNYR36K35	#3.5
GPNYR36K40	#4.0
GPNYR36K45	#4.5
GPNYR36K50	#5.0
GPNYR36K55	#5.5
GPNYR36K60	#6.0
GPNYR36K65	#6.5
GPNYR36K70	#7.0
GPNYR36K80	#8.0

Shock resistant ceramic, internal stabilization spring, can be operated in any direction. 3650 PSI



TURBO NOZZLES

1/4" Inlet 3,625 PSI



Part #	Nozzle Size	ID Color
ARTPR2530	4.0	Yellow
ARTPR2540	5.0	Blue
ARTPR2550	5.5 - 6.0	Green
ARTPR2560	6.0 - 6.5	Purple
ARTPR2570	7.0 - 7.5	Red

TURBO NOZZLES



For a complete listing please see "Bay Accessories"

Giant Turbo Nozzles give you 0° high pressure impact with a 25° angle spray coverage. 1/4" FPT inlet 212° Max. Temp.



Max Pressure
3600 PSI

Specify
Nozzle Size
3.5 - 10.0

PU22040



Max Pressure
5100 PSI

Specify
Nozzle Size
4.0 - 12.0

PU22060

ADJUSTABLE NOZZLES

Variable Spray Angle and High/Low Pressure Setting



- MAX PSI: 4050
- MAX TEMP: 195° F
- INLET: 1/4"



Part #	Size/Color
GPNYHL20	#2.0 Light Green
GPNYHL25	#2.5 Pink
GPNYHL30	#3.0 White
GPNYHL35	#3.5 Brown
GPNYHL40	#4.0 Dark Yellow
GPNYHL45	#4.5 Blue
GPNYHL50	#5.0 Light Purple
GPNYHL55	#5.5 Dark Red
GPNYHL60	#6.0 Dark Green
GPNYHL70	#7.0 Orange
GPNYHL80	#8.0 Silver

TURBO NOZZLES



** Available in other sizes

ITEM #	GPM	PSI
SUT357-3	3.0	3600
SUT357-4	4	3600
SUT357-4.5	4.5	3600
SUT357-5	5.0	3600
SUT357-5.5	5.5	3600
SUT457-4.5	4.5	5800
SUT457-7	7	5800
SUT457-8	8	5800

Arcadian Services

FOOT VALVES

Blue Foot Valve

For White Wall, Butyl & Alkalis
(Viton Seal)



IN250020

Gray Foot Valve

For Soap & Wax
(EPDM Seal)



IN250100

1/4" Brass/ Stainless Steel Foot Check Valve



INFBS4

1/4" 60 Mesh Foot Valve Strainer



INHB500

Dema 1/4" Strainer Stainless Steel



INDP10011

Dema 3/8" Strainer Stainless Steel



INDP3610

1/2" PVC Barbed Check Valve With Stainless Steel Strainer



Check Valve

CV0067

Strainer

IN010

Inline Check Valves Blue (Viton) - Gray (EPDM)



Blue

IN10076303

Gray

IN10076303

HOSE ASSEMBLIES

3000 PSI

Part #	Length	Color	Hose Size	Fittings
HA256WBL1414	25'	Blue	3/8"	3/8" MPE x 3/8" MPE
HA256WBK1414	25'	Black	3/8"	3/8" MPE x 3/8" MPE
HA506WBL1414	50'	Blue	3/8"	3/8" MPE x 3/8" MPE
HA506WBK1414	50'	Black	3/8"	3/8" MPE x 3/8" MPE
HA756WBL1414	75'	Blue	3/8"	3/8" MPE x 3/8" MPE
HA756WBK1414	75'	Black	3/8"	3/8" MPE x 3/8" MPE
HA1006WBL1414	100'	Blue	3/8"	3/8" MPE x 3/8" MPE
HA1006WBK1414	100'	Black	3/8"	3/8" MPE x 3/8" MPE

- Hose Guards Available
- Other Ends Available Upon Request
- Custom Lengths Available

HOSE ASSEMBLIES

4000 PSI

Part #	Length	Color	Hose Size	Fittings
HA256BL1414HP	25'	Blue	3/8"	3/8" MPE x 3/8" MPE
HA256BK1414HP	25'	Black	3/8"	3/8" MPE x 3/8" MPE
HA506BL1414HP	50'	Blue	3/8"	3/8" MPE x 3/8" MPE
HA506BK1414HP	50'	Black	3/8"	3/8" MPE x 3/8" MPE
HA756BL1414HP	75'	Blue	3/8"	3/8" MPE x 3/8" MPE
HA756BK1414HP	75'	Black	3/8"	3/8" MPE x 3/8" MPE
HA1006BL1414HP	100'	Blue	3/8"	3/8" MPE x 3/8" MPE
HA1006BK1414HP	100'	Black	3/8"	3/8" MPE x 3/8" MPE
HA1506BL1414HP	150'	Blue	3/8"	3/8" MPE x 3/8" MPE
HA1506BK1414HP	150'	Black	3/8"	3/8" MPE x 3/8" MPE

- Hose Guards Available
- Other Ends Available Upon Request
- Custom Lengths Available



BRASS STEAM NOZZLE



- MAX PSI: 1450
- INLET: 1/4"

GPSTN14F



DRAIN CLEANING NOZZLES



Self propelled drain cleaning nozzle lets you unclog drain lines inexpensively. Hook up to high pressure hose to blast through clogs.

GPNYDRNT1	1/4" Male Brass Nozzle
GPNYDRNT2	1/4" Male Stainless Steel Nozzle
GPNYDRNT3	3/8" Male Stainless Steel Nozzle

INLINE HIGH-PRESSURE FILTERS



- 100 Mesh Screen
- 8.0 GPM
- 5500 Max PSI
- 200°F Max Temp
- 1/4" Inlet



GPP100560	Stainless Steel (MxM)
GPP100622	Brass (MxM)
GPP100647	Brass (MxF)

INLET FILTERS



Intergrated Garden Hose Nut

- 8.0 GPM
- 145 Max PSI
- 15 Min PSI
- 3/4" Outlet

GPP100649	1/2" Inlet
GPP100650	3/8" Inlet



With 1/8" Bypass Port

GPP100651	1/2" Inlet
GPP100652	3/8" Inlet

INLET FILTERS



- 5.8 GPM
- Aluminum Body
- 50 Mesh
- 145 Max PSI
- 1/2" F Inlet
- 1/2" M Outlet



GPPZMFIL

CHEMICAL FILTERS



Plastic two-step chemical filter with no check valve, black



GPD40006

Plastic chemical filter with check valve, gray

GPD40003



HOSE REELS



Part #	Description
GPD30001	50' x 3/8" Complete with mounting base
GPD30002	100' x 3/8" Complete with mounting base
GPD30004	150' x 3/8" Complete with mounting base
GPD30006	200' x 3/8" Complete with mounting base

K3 & K5 SERIES UNLOADER

“Flow Sensitive”

Standard Features

- Stainless Steel and Brass internal parts
- No external moving parts or springs
- Motors draw less amps, engines run with less load during unloading cycle
- Piston design allows precise pressure adjustment
- Ports: Inlet- 3/8" FPT Outlet- 3/8" MPT Bypass- 3/4" MPT
- Max Temp. 165° F
- Best for Single Pump or Non Weep Guns

K3 SERIES

Model#	PSI	GPM
GPUZK30	1450	2.1-3.0
GPUZK31	400-1450	3-4.2
GPUZK32	400-1450	4.2-5.5

K5 SERIES

Model #	PSI	GPM
GPUZK50	1000	2.1-3.0
GPUZK51	1450-3000	3.0-4.2
GPUZK52	1450-3000	4.2-6.6
GPUZK53	1450-3000	6.6-10



GPUZK52



GPUZK30



K7 SERIES UNLOADER

“Flow Sensitive”

Standard Features

- Stainless Steel and Brass internal parts
- No external moving parts or springs
- Gradual pressure build up when system is closed
- Bypass Restrictor eliminates
- Precise pressure adjustment
- Easy maintenance & service
- Ports: Inlet & Bypass 3/8" FPT Outlet- 3/8" MPT
- Max Temp. 165° F
- Best for Single Pump or Non Weep Guns
- Valves require a minimum of 5% by-pass at ALL times!!



GPUZK71



K7 SERIES

MODEL #	PSI	GPM
GPUZK70	3000	2.1-3
GPUZK71	100-3000	3-4.2
GPUZK72	100-3000	4.2-6.6
GPUZK73	100-3000	6.6-10

UNLOADERS

Standard Features

- Max PSI - 2900
- Max Flow - 8GPM
- Brass housing
- Max Temp 190°F
- Ports: Inlet & Bypass 3/8" FPT

ARAL605X



Standard Features

- Max PSI - 3650
- Max Flow - 8GPM
- Brass housing
- Max Temp 190°F
- Ports: Inlet & Bypass 3/8" FPT

ARAL606X



UNLOADERS



PU7500



MODEL #	TYPE	PSI	GPM
PU7500	For Model SF	1500	6
PU7500XS	For Model SFX	2000	6
PU07600	For Model 4SF	700-3500	2-5

BALANCED UNLOADERS

- Brass body
- 3/8" FPT inlet/discharge
- Buna-N seals
- 1/4" bypass
- 8 GPM
- Temp. to 200° F

Part #	PSI	SPRING
RE7100	800-2000	BLUE
RE7150	400-1000	YELLOW
RE7300	1500-3000	RED

RE7100K

REPAIR KIT FITS ALL MODELS



UNLOADERS



Part #	Ports	PSI	Spring
REA1500	3/8 F	1500	Yellow
REA2900	3/8 F	2900	Red
REA4500	3/8 F	4500	Black
REA3600	3/8F x 1/4F	3600	Black
REA3650	3/8 F	3650	Blue
REA7900	3/8 F	2000	

CONTROL SET UNLOADERS

Direct Mount Unloaders for EZ, 47 and 63 Series Pumps



GPU135KDM

MODEL #	PSI	GPM
GPU135KDM	2300	6.5
GPU75KDMN	3200	7.8

LONG BODY UNLOADERS



- Built-In Injector
- 165°
- 2-3 GPM
- 3/4" Inlet and Outlet
- 1600 PSI Max

Part #
GPUZKW1
GPUZKW11L
GPUZKW21
GPUZKW2SC (no injector)
GPUZKW21L
GPUZKW2LSC (no injector)

REGULATOR

- 3/4 Female X 1/2 Female
- 2500 PSI
- 53 GPI

REK5325



GIANT

PRESSURE ACTUATED UNLOADERS

- Inlet & Outlet Ports are 3/8" FPT.
- (2) 1/4" FPT Bypass ports for plumbing etc
- Maximum Temperature: 160° F
- Ideal for multiple gun use.
- Brass and SS construction.
- Flows to 8GPM
- Pressures to 3000PSI

PU22760

GIANT



REPAIR KIT

PU09108

FLOW ACTUATED UNLOADERS

- Brass Housing
- SS wetted parts
- Easy repair & maintenance
- Pressure unloaded to zero during bypass and is not trapped in discharge line
- 3/8" FPT Inlet & Outlet
- Max Temp.- 160° F

PU22656

GIANT



Model #	PSI	GPM
PU22654A	4000	3.5-4.8
PU22648	3000	4.5
PU22655	3000	3.5-5
PU22656	3000	4.5-6.5

REPAIR KIT
PU22666

PU22654A




ADJUSTABLE UNLOADERS

- Inlet, Outlet & Bypass Ports are 1/2" FPT
- (4) 1/4" accessory ports are standard
- Max Temp: 160° F
- Ideal for multiple gun use.
- Bronze housing,
- SS wetted parts
- Max flow -13GPM. Min flow -2.2GPM
- Min pressure -375PSI

REPAIR KIT FOR ALL MODELS
PU12099 **\$10.68**

PU22912



GIANT

PRESSURE ACTUATED HIGH FLOW UNLOADERS

- 3/4" FPT inlet/outlet/bypass
- (4) 1/4" FPT side ports
- Maximum Temperature: 160° F
- Ideal for multiple gun use.
- Bronze housing, SS wetted parts
- Flows to 35GPM
- Pressures to 1750PSI

PU22971

REPAIR KIT
PU09461



GIANT

"LO REGO" REGULATING UNLOADER

- 400 – 1000 PSI
- .5 – 6.5 GPM

PU07580





WALL & FLOOR CLEANER

- 12" Stainless Steel Body
- **Max Pressure:** 4000 PSI
- **Max Temp:** 250° F



PWSCM78262



Four Caster SURFACE CLEANER

- Stainless Steel Body
- **Max Pressure:** 4000 PSI
- **Max Temp:** 250° F

21" Housing

PWSCM80771

30" Housing

PWSCM80772



WATER BROOM

- Connect to any pressure washer operating at 3000 PSI or less
- Attach in seconds using quick connect fittings
- Designed with performance and value in mind, featuring heavy-duty aluminum blocks and casters, high-pressure stainless steel filters and high-performance stainless steel nozzles



Part #	Description	Nozzle Ports
WB100869	12" Water Broom with 65° Nozzle	3
WB100870	16" Water Broom with 65° Nozzle	4
WB100869C	100869 with 36" Molded lance, 1/4" QC & High Pressure SS QC Filter	3
WB100870C	100870 with 36" Molded lance, 1/4" QC & High Pressure SS QC Filter	4

STAINLESS STEEL MANIFOLD VALVES



303 Stainless steel block. Common inlet port for chemical supply to all valves on both ends.

Specifications:

- Buna N Seal
- Pipe Size: 1/4" NPT
- 1/8" Orifice
- CV Flow Factor: 0.27
- 1/8" Orifice
- CV Flow Factor: 0.27

LESS METERING

Part #	# STA	Coil/Voltage
SODM2NMSS	2	24
SODM2NMSS120	2	120
SODM3NMSS	3	24
SODM3NMSS120	3	120
SODM4NMSS	4	24
SODM4NMSS120	4	120
SODM5NMSS	5	24
SODM5NMSS120	5	120



WITH METERING

Part #	# STA	Coil/Voltage
SODM2MSS	2	24
SODM2MSS120	2	120
SODM3MSS	3	24
SODM3MSS120	3	120
SODM4MSS	4	24
SODM4MSS120	4	120
SODM5MSS	5	24
SODM5MSS120	5	120



HIGH FLOW STAINLESS STEEL MANIFOLD VALVES



DEMA Stainless Steel HIGH FLOW Manifold Valves

Specifications:

- Available in three, four or five stations
- Can be combined for additional stations
- Cv 2, 15.5GPM at 60psi
- Viton Diaphragms
- 1/2" NPT Inlet
- 3/8" NPT Outlets

Part #	Description
SODM3MSS-HF	3 station
SODM4MSS-HF	4 station
SODM5MSS-HF	5 station



Stainless Steel Single Station Round Body Valve



NON METERING

Part #	Coil/Voltage	Pipe Size	Orifice
SOD491S24	Spade 24 vac	1/8" NPT	3/32"
SOD491S120	Spade 120 vac	1/8" NPT	3/32"
SOD492S24	Spade 24 vac	1/4" NPT	1/8"

- Specifications:
- Buna N Seal
 - Max 150 PSI
 - Min 0 PSI
 - CV Flow Factor: 0.27
 - No. Sta.: 1



METERING

Part #	# STA	Coil/Voltage
SOD492SM24	1	Spade 24 vac

- Specifications:
- Buna N Seal
 - Max 150 PSI
 - Min 0 PSI
 - 1/8" Orifice
 - CV Flow Factor: 0.27
 - Pipe Size: 1/4" NPT

Brass Manifold Valves



NON METERING

Part #	# STA	Coil/Voltage
SODM1NM	1	24
SODM1NM120	1	120
SODM2NM	2	24
SODM2NM120	2	120
SODM3NM	3	24
SODM3NM120	3	120
SODM4NM	4	24
SODM4NM120	4	120
SODM5NM	5	24
SODM5NM120	5	120

Stainless steel valves mounted on a solid brass manifold block. Common inlet port for chemical supply to all valves on both ends. Metering screw available on 1/4" NPT model"

- Specifications:
- Buna N Seal
 - Pipe Size: 1/4" NPT
 - 1/8" Orifice
 - CV Flow Factor: 0.27



METERING

Part #	# STA	Coil/Voltage
SODM1M	1	24
SODM1M120	1	120
SODM2M	2	24
SODM2M120	2	120
SODM3M	3	24
SODM3M120	3	120
SODM4M	4	24
SODM4M120	4	120
SODM5M	5	24
SODM5M120	5	120



STAINLESS STEEL NORMALLY CLOSED MINI DIAPHRAGM VALVES



Valve **without** cover & bracket

3/8" NPT - SOD463SS24

1/2" NPT - SOD464SS24

Valve **with** cover & bracket

3/8" NPT - SOD463SS24C

1/2" NPT - SOD464SS24C

- Molded water resistant coil with spade connections
- 303 investment cast stainless steel body
- EPDM diaphragm
- Bracket and cover included
- Available in 24V or 120 V
- 15.5 GPM flow at 60 psi
- 12.6 GPM flow at 40 psi
- 8.9 GPM flow at 20 psi

STAINLESS STEEL NORMALLY CLOSED DIAPHRAGM VALVES



- 303 investment cast stainless steel body
- 3/4" NPT, 3/4" Orifice
- 39 GPM @ 60 PSI

SOD476SS24

SOD476SS120

NORMALLY OPEN MINI DIAPHRAGM VALVES IDEAL FOR WEEP SYSTEMS



SOD0442P



SOD0463PS

Part #	Pipe Size	Volt	Body	Max PSI	Orifice
SOD0442P24	1/4"	24	Brass	125	1/4"
SOD0442P120	1/4"	120	Brass	125	1/4"
SOD0463PS24	3/8"	24	Stainless	125	3/8"
SOD0463PS120	3/8"	120	Stainless	125	3/8"
SOD0464PS24	1/2"	24	Stainless	125	1/2"
SOD0464PS120	1/2"	120	Stainless	125	1/2"



Solenoid Replacement Coils

SODP419124	Series 1 Coil	24 Volt
SODP4191120	Series 1 Coil	120 Volt
SODP419224	Series 2 Coil	24 Volt
SODP4192120	Series 2 Coil	120 Volt

SOLENOID VALVES - SPECIFY VOLTAGE (24 or 120)



Part#	Dema Model #	Pipe Size	Orifice	Description (Normally Closed Type)
SOD466P	466P	3/4"	.750"	Diaphragm Type, 90° Angle Valve, High Flo

Pressure
150 PSI

Valve Body
Nylon



Pressure
150 PSI

Valve Body
Brass

Part#	Dema Model #	Pipe Size	Orifice	Description (Normally Closed Type)	Repair Kit #
SOD473P	473P	3/8"	.562"	Buna-N Diaphragm Standard, Teflon is available	SODK4147
SOD474P	474P	1/2"	.562"	Buna-N Diaphragm Standard, Teflon is available	SODK4147
SOD476P	476P	3/4"	.750"	Buna-N Diaphragm Standard, Teflon is available	SODK4149

Part#	Dema Model #	Pipe Size	Orifice	Pressure	Valve Body	Description (Normally Closed Type)
SOD481P	481P	1/8"	.172"	-----	PVC	Direct Acting Diaphragm, Used on Vac Lines with Corrosive Liquid. Adjustable.
SOD482P	482P	1/4"	.172"	-----	PVC	Direct Acting Diaphragm, Used on Vac Lines with Corrosive Liquid. Adjustable.
SOD491P	491P	1/8"	.101:	125 PSI	Brass	Directing Acting

NORMALLY OPEN DIAPHRAGM STYLE SPECIFY VOLTAGE (24 or 120)

Part#	Dema Model #	Pipe Size	Orifice	Type
SOD0473P	0473P	3/8"	9/16	Brass
SOD0474P	0474P	1/2"	9/16	Brass
SOD0476P	0476P	3/4"	3/4	Brass

O474P



NORMALLY OPEN PLUNGER STYLE SPECIFY VOLTAGE (24 or 120)

Part#	Dema Model #	Pipe Size	Type	PSI
SOD0742P	0742	1/4"	Brass	150
SOD0412P	0412	3/8"	Brass	150
SOD0418P	0418	1"	Brass	150
SOD0453P	0453	3/8"	Brass	1200

O412



SOLENOID VALVES - SPECIFY VOLTAGE (24 or 120)



Pressure
150 PSI

Valve Body
Brass

Part#	Dema Model #	Pipe Size	Orifice	Description (Normally Closed Type)	Repair Kit #
SOD401P	401P	1/4"	.109"	Direct Acting-Buna-n, Teflon, or Viton Seal	SODK4124
SOD412P	412P	3/8"	.281"	Pilot Operated Piston	SODK4126
SOD413P	413P	3/8"	.312"	Pilot Operated Piston	SODK4127
SOD414P	414P	1/2"	.438"	Pilot Operated Piston	SODK4128
SOD416P	416P	3/4"	.593"	Pilot Operated Piston	SODK4129
SOD418P	418P	1"	.760"	Pilot Operated Piston	SODK4130




Pressure
125 PSI

Valve Body
Brass



Part#	Dema Model #	Pipe Size	Orifice	Description (Normally Closed Type)
SOD424SS	424P-2	1/4"	.125"	Direct Acting Corrosion Resistant, Available in Teflon or Viton



Brass

Plastic

Pressure
125 PSI



Part#	Dema Model #	Pipe Size	Orifice	Description (Normally Closed Type)
SOD442P	442P	1/4"	.250"	Diaphragm Type, Built-in Strainer
SOD443P	443P	3/8"	.250"	Diaphragm Type, Built-in Strainer
SODP442P	P442	1/4"	.250"	Plastic (Celcon) Diaphragm Type, Built-in Strainer
SODP443P	P443	3/8"	.250"	Plastic (Celcon) Diaphragm Type, Built-in Strainer



SOD453P24

Pressure
1200 PSI

Valve Body
Brass



Part#	Dema Model #	Pipe Size	Orifice	Description (Normally Closed Type)	Repair Kit #
SOD453P	453P	3/8"	.350"	Pilot Operated Piston, High Pressure	SODK4131
SOD453SS	453S	3/8"	.350"	Pilot Operated Piston, High Pressure Stainless Steel Sleeve	SODK4131
SOD454P	454P	1/2"	.500"	Pilot Operated Piston, High Pressure	SODK4132
SOD458P	458P	1"	.937"	Pilot Operated Piston, High Pressure	SODK4133
SOD458PS	458PS	1"	.937"	Pilot Operated Piston, High Pressure Stainless Steel Sleeve	SODK4133

SOLENOID VALVES

High Pressure. Stainless Steel

Part #	Pipe	Orifice	PSI	Voltage
GC140	1/4"	3/8"	2200	24
GC280	3/8"	3/8"	2200	24
GC340	1/2"	3/8"	2200	24
GC141	1/4"	3/8"	2200	120
GC281	3/8"	3/8"	2200	120
GC341	1/2"	1/2"	2200	120



MANIFOLD BLOCKS

Brass Body/Viton Seals

- Brass Body
- Stainless Steel Orifice
- Max Pressure - 200 PSI
- Orifice 3/32"
- Max Temperature - 230°F
- Common inlet port for all valves
- Blocks can be ordered with or without metering screw



Part #	Port	Voltage	Metering	Outlets
GC92	1/4 FPT	24	NONE	2
GC92M	1/4 FPT	24	YES	2
GC93	1/4 FPT	24	NONE	3
GC93M	1/4 FPT	24	YES	3
GC94	1/4 FPT	24	NONE	4
GC94M	1/4 FPT	24	YES	4
GC95	1/4 FPT	24	NONE	5
GC95M	1/4 FPT	24	YES	5
GC96	1/4 FPT	24	NONE	6
GC96M	1/4 FPT	24	YES	6

MANIFOLD BLOCKS

Stainless Steel Body/Viton Seals

- Max Pressure - 200 PSI
- Orifice 3/32"
- Max Temperature - 230°F
- SS solenoid valve mounted on stainless steel manifold block
- Common inlet port for all valves
- Blocks can be ordered with or without metering screw



Part #	Port	Voltage	Metering	Outlets
GCS92	1/4 FPT	24	NONE	2
GCS92M	1/4 FPT	24	YES	2
GCS93	1/4 FPT	24	NONE	3
GCS93M	1/4 FPT	24	YES	3
GCS94	1/4 FPT	24	NONE	4
GCS94M	1/4 FPT	24	YES	4
GCS95	1/4 FPT	24	NONE	5
GCS95M	1/4 FPT	24	YES	5
GCS96	1/4 FPT	24	NONE	6
GCS96M	1/4 FPT	24	YES	6

MANIFOLD KITS

Part #	Manifold Kits
GCCM24	Coil for Manifold Blocks; 24 Volt
GCK115	Plunger Only for Manifold Blocks
GCK21	Repair Kit, Manifold Blocks



SOLENOID VALVES


Part #	Port	Orifice	Voltage	PSI	GC Model #
GC100	1/4"	5/32"	120	150	S311AF02N3BD7
GC105	1/4"	5/32"	120	150	S311AF02V3BD7
GC110	1/4"	5/32"	24	150	S311AF01N3BD7
GC130	1/4"	3/32"	24	150	S306AF01V3BC9
GC210	3/8"	5/8"	24	150	S201AF01N5CG4
GC305	1/2"	5/8"	24	150	S211SF01N5DG4
GC300	1/2"	5/8"	120	150	S211SF02N5DG4
GC315	1/2"	5/8"	24	4-200	S211UF01N5DG4
GC0824B	1/2"	1/2"	24	250	S211AF01K4DG1
GC235	3/8"	5/8"	24	250	S211YF01N5CG4
GC205	3/8"	5/8"	24	150	S211SF01N5CG4
GC0824NC	1/2"	5/8"	24	150	S201SF01N5DG4
GC200	3/8"	3/8"	120	150	S211SF02N5CG4
GC211	3/8"	5/8"	120	0-140	S201AF02N5CG4
GC405	3/4"	3/4"	120	0-140	S201AF02N5EG5
GC500	1"	1"	120	0-100	S201F02N5FC9
GC213	3/8"	5/8"	120	4-200	S211AF02N5CG4
GC348	1/2"	5/8"	120	4-200	S211AF02N5DGF
GC030	1/8"	1/8"	120	0-200	S301AF02N8ADS



SOLENOID VALVES

Normally Open, Brass Body, Piloted Diaphragm

Part #	Port	Voltage	PSI	GC Model #
GC220	3/8"	24	150	S212SF01N5CG4
GC215	3/8"	120	150	S212SF02N5CG4
GC325	1/2"	24	150	S212SF01N5DG4
GC320	1/2"	120	150	S212SF02N5DG4



SOLENOID VALVES

Stainless Steel

Part #	Pipe	Orifice	PSI	Voltage
GCS0224	1/8"	1/8"	0-155	24
GCS0424	1/4"	5/32"	0-150	24
GC350	1/2"	5/8"	4-200	24
GC355	1/2"	5/8"	4-200	120
GC270	3/8"	5/8"	4-200	24
GC275	3/8"	5/8"	4-200	120
GC450	3/4"	3/4"	4-200	24
GC455	3/4"	3/4"	4-200	120
GC505	1"	1"	5-150	24
GC506	1"	1"	5-150	120



SOLENOID VALVES

STANDARD FEATURES

- S.S. 24 volt 2 way normally closed
- Ideal for soap, wax, tire cleaner, or presoak
- Max operating pressure 150 PSI
- Available in 1/4 or 1/8 FPT
- Viton seals used for long life
- Spade terminals for easy wiring
- Stainless Steel

Part #	Port	Voltage	Metering	Orifice
SKM02B	1/8 FPT	24	BOTTOM	3/32
SKM02S	1/8 FPT	24	SIDE	3/32
SKM04S	1/4 FPT	24	SIDE	1/8
SKNM02	1/8 FPT	24	NONE	3/32
SKNM04	1/4 FPT	24	NONE	1/8
SKN004	1/4 FPT	24	NORMALLY OPEN	

Non-Metering



Side-Metering



Bottom-Metering



Normally Open



MANIFOLD BLOCKS

Part #	Port	Voltage	Metering	Outlets
SK2X910V2	1/4 FPT	24	NONE	2
SK2X910V3	1/4 FPT	24	NONE	3
SK2X910V4	1/4 FPT	24	NONE	4
SK2X910V5	1/4 FPT	24	NONE	5
SK2X911VM2	1/4 FPT	24	YES	2
SK2X911VM3	1/4 FPT	24	YES	3
SK2X911VM4	1/4 FPT	24	YES	4
SK2X911VM5	1/4 FPT	24	YES	5
SK2X910V6	1/4 FPT	24	NONE	6
SK2X911VM6	1/4 FPT	24	YES	6



- SS solenoid valve mounted on solid brass manifold block
- Common inlet port for all valves
- Blocks can be ordered with or without metering screw

SOLENOID REPAIR KITS



SKPA38

SKRK15



Part #	Description
SKPA38	Kip Plunger Assembly
SKRK15	Kip Repair Kit 1/8 Orifice
SKRK35	Kip Repair Kit 1/4 Normally Closed
SKRK39	Kip Repair Kit 3/32 Orifice
SKRV	Kip Manifold Style Replacement Valve 24 Volt

SKINNER SOLENOID VALVE

The Skinner line of car wash solenoid valves are designed to meet the most demanding requirements for reliable system performance. From initial pre-soak through final wipe down, Skinner valves will keep your business in motion.



SOLENOID VALVES



The solenoid is an electromagnetic part of a valve, comprised of a coil, core tube, core and enclosure. ASCO Redhat brand solenoid valves are designed to handle the most demanding fluid control applications.

SOLENOID VALVES

Normally Closed/Low Pressure



When no power is applied to the coil, the valve stays closed. Once power is applied the valve opens.



Part #	Volt	PSI	Pipe Size	Body
SA010	110	150	1/8	BRASS
SA012	24	150	1/8	BRASS
SA016	24	150	1/8	STAINLESS
SA100	110	150	1/4	BRASS
SA111	24	150	1/4	BRASS
SA112	110	150	1/4	BRASS
SA113	24	150	1/4	BRASS
SA160	110	150	1/4	STAINLESS
SA161	24	150	1/4	STAINLESS
SA200	110	125	1/2	BRASS
SA202	24	125	1/2	BRASS
SA300	110	125	3/4	BRASS
SA302	24	125	3/4	BRASS

SOLENOID VALVES

Normally Open

Low Pressure



When no power is applied to the coil, the valve stays open. Once power is applied the valve closes. Most commonly used for weep systems.



Part #	Volt	PSI	Pipe Size	Body
SA170	110	75	1/4	Brass
SA171	24	75	1/4	Brass
SA216	110	125	1/2	Brass
SA218	24	125	1/2	Brass
SA250	110	125	3/8	Brass
SA252	24	125	3/8	Brass

SOLENOID VALVES

Low Pressure/Metering

Metering Solenoids are Normally Closed. Has an Integrated Metering Valve which allows for the adjustment of the flow of liquid through the valve.

Part #	Volt	PSI	Pipe Size	Body
SA018	110	150	1/8	Brass
SA020	24	150	1/8	Brass
SA022	110	150	1/8	SS
SA024	24	150	1/8	SS



3-WAY SOLENOID VALVES

Normally Closed

3-Way These valves have three pipe connections and two orifices. When one orifice is open, the other is closed and vice versa.

Part #	Volt	PSI	Pipe Size	Body
SA135	120	100	1/4	Brass
SA136	24	100	1/4	Brass



ASCO "S" SERIES SOLENOID VALVES

Available in Normally Closed and Normally Open constructions. They are available either AC or DC operated with brass bodies. They come standard with DIN connection coils.



NORMALLY CLOSED

Part #	Size	Style	Volts
SC100	3/8	Normally Closed	24
SC125	3/8	Normally Closed	120
SC200	1/2	Normally Closed	24
SC225	1/2	Normally Closed	120
SC300	3/4	Normally Closed	24
SC325	3/4	Normally Closed	120
SC010	1/4	Normally Closed	24
SC025	1/4	Normally Closed	120

NORMALLY OPEN

Part #	Size	Style	Volts
SC250	1/2	Normally Open	24
SC275	1/2	Normally Open	120
SC015	1/4	Normally Open	24
SC150	3/8	Normally Open	24
SC175	3/8	Normally Open	120

DANFOSS SOLENOID VALVES

Covers a wide range of direct-operated 2/2-way solenoid valves for universal use. A robust valve program with high performance and can be used in all kind of tough working conditions. The lifetime of the valve is significantly extended because of the specially shaped diaphragm that reduces the stress level of the rubber. This special shape also ensures optimal flow.



- High opening degree at zero or low differential pressures
- Increased performance without increasing the coil power
- Long lifetime
- Insensitive to dirt
- Increased resistance against corrosion and cavitation with Stainless steel version
- Isolating diaphragm available as accessory for secure opening and closure

Part #	Size	Style	Volts	PSI	Danfoss #
DF032U650501	1/4"	Normally Closed	24	290	032U650501
DF032U650502	1/4"	Normally Closed	120	290	032U650502
DF032U651901	3/8"	Normally Closed	24	145	032U651901
DF032U651902	3/8"	Normally Closed	120	145	032U651902
DF032U652201	1/2"	Normally Closed	24	145	032U652201
DF032U652202	1/2"	Normally Closed	120	145	032U652202
DF032U652401	3/4"	Normally Closed	24	145	032U652401
DF032U652402	3/4"	Normally Closed	120	145	032U652402
DF032U652901	3/8"	Normally Open	24	145	032U652901
DF032U652902	3/8"	Normally Open	120	145	032U652902
DF032U653001	1/2"	Normally Open	24	145	032U653001
DF032U653002	1/2"	Normally Open	120	145	032U653002

REPAIR KITS

Part #	Size	Style
DF032U2003	1/4"	Solenoid Repair Kit
DF032U1066	3/8"	Solenoid Repair Kit
DF032U1067	1/2"	Solenoid Repair Kit
DF032U1069	3/4"	Solenoid Repair Kit
DF032U1063	3/8"	Diaphragm Kit
DF032U0166	3/8"	Armature Repair Kit
DF032U0167	1/2"	Armature Repair Kit

DOLE DUAL INLET SOLENOID VALVE

24 Volt coil AC
3/4" Male Garden Hose x 3/8" Female Pipe Thread



Part #	Description
SOM1000	Dole Dual Inlet Valve
IN665500	Replacement Diaphragm

ERIE 3 WAY SOLENOID VALVE




SO13000

Part #	Size	Voltage	PSI
SO13000	1/2"	24	20
SO13100	3/4"	24	13
Replacement Motor for Both Valves			
SO13000M (24 Volt)			

MAC SOLENOID VALVE Replacement for Popular Automatics

- Unique patented MAC SOLENOID® valves for fastest possible response time with non burn-out feature on AC service
- Balanced poppet pilot valve for high flow, precise repeatability and consistent operation
- Large spool or piston for maximum shifting forces even and minimum operation pressure
- MAC spool and bore combination for wiping away contamination - eliminating sticking and for use on lubricated or non lubricated service.



MAC2060



MAC2010



MAC2090



MAC2140

MAC82160



New part #	Mfg Part#	Old Part#	Description	Voltage
MAC2000	811C-PP-221CA-152AD	-	811C-PP-221CA-152AD 1/4	24 Volt
MAC2010	111B-221CABH	MAC912BPM221	Solenoid For Laser Wash	24 Volt
MAC2060	225B-111CA	MAC225B111CA	Solenoid 3 Way	110 Volt
MAC2090	225B-221CA	MAC225B221CA	Solenoid 3 Way	24 Volt
MAC2170	811CPM224JA152	MAC811CPM224	Solenoid with coil and base	24 Volt
MAC2150	811CPM114JA152	MAC811CPM114	1/4" SQUARE DIN	120 Volt
MAC2040	113B-224JA	MAC113B224JA	100 Series Mac Valve	24 Volt
MAC2020	113B-114JA	MAC113B114JA	1/4 3WAY MAC SOLEN. W/DIN	120 Volt
MAC2030	113B-114JJ	MAC113B114JJ	1/4" MAC VALVE 100 SERIES	120 Volt
MAC2050	113B-224JJ	MAC113B224JJ	1/4" MAC SQ DIN CONN MALE	24 Volt
MAC2070	225B-111JA	MAC225B111JA	1/4" 3WAY W/SQUARE DIN	110 Volt
MAC2080	225B-114JJ	MAC225B114JJ	1/4" W/SQ CONNECT.MALE	120 Volt
MAC2140	46A-LOO-JACOLR	MAC46ALOOJACO	Solenid for PDQ Touchless	24 Volt
MAC2190	45ASA2	MAC45ASA2	1/8" Body Only for 45 Series valve	
MAC2180	912B-PM-221CAAB	MAC912BPM221	1/4" MAC VALVE (FOR LASER)	24 Volt
MAC2100	35A-AAA-DACA1BA	MAC35A1BA	1/8" MAC VALVE (RYKO DRYER)	24 Volt
MAC2110	35A-AAA-DACF1BA	MAC35ACF1BA	1/8" W/ 96" WIRE	24 Volt
MAC2120	45A-AA1-DACA1BA	MAC45AAA1DACA1	1/8" 4-PORT	24 Volt
MAC2130	46A-AA1-JACO1LR	MAC46AAA1JACO	1/8" NO LEADS	24 Volt
MAC2140	46A-LOO-JACOLR	MAC46ALOOJACO	VALVE for PDQ G5 TOUCHLESS	-
MAC2160	811CPM114CA152	MAC811CPM114CA	1/4" W/CONDUIT 1/2"NPS	120 Volt
MAC2180-KIT	K09006	MACK09006	Repair Kit for 912BPM221	-

POP-OFF VALVE



Part #	Size	PSI
PU30960	1/4	300-1500
PU30961	1/4	1000-3000

POP-OFF VALVE



- All models feature either machined brass or stainless construction
- All lower pressure models feature resilient valves, higher pressure valves offer stainless steel valve components as standard
- Atmospheric or hose barb relief ports
- 1/4" to 1/2" NPTM inlet ports
- Relief pressures from 750 to 6,500 PSI

Part #	Size	Flow	PSI
RERV100	1/4	3 GPM	1500
RERV500	3/8	6 GPM	2000
RERV5001	3/8 with 1/4 Barb	6 GPM	2000
RERV500B	3/8	6 GPM	3500
RERV600	3/8	12 GPM	6500

POP-OFF VALVE



Part #	Size	PSI
PU22530A	3/8"	1200
PU22550A	1/4"	1200
PU22531A	3/8"	2000
PU22560A	1/4"	2000
PU22532A	3/8"	3600
PU22565A	1/4"	3600
PU22533A	3/8"	5000
PU22568	1/4"	5000

SAFETY RELIEF VALVE



- Designed for self-cleaning of circular area chamber and piston head
- Excess pressure vented out through discharge fitting, preventing damage to pump
- Stainless steel spring
- 3/8" hose barb discharge fitting
- Max. temp. 200°F
- Max. 7 GPM
- Brass construction
- Adjustable set screw allows setting relief valve for discharge at your specific pressure
- Safety relief valves are tested but are not preset

RE7414	1000 PSI
RE7415	1500 PSI
RE7416	2000 PSI

THERMO VALVE

Protect pumps from premature failure of seals, packing and cups by eliminating heat build up in closed loop by-pass systems. Valves open when temperatures exceed 145°F. Max pressure is 200 PSI.



TH0100	3/8
TH0105	1/2

NEEDLE VALVE



- 1/4" F x F
- Max Pressure is 2000 PSI
- Brass Construction

VL0019



METERING VALVE

- Precision calibrated dial to determine and allow a return to required flow settings
- Safe positive stop for needle travels
- Positive no-leak stem seal
- 2 PSI cracking pressure
- 1000 PSI maximum operating pressure
- One piece forged housing
- Nickel plated available
- Suitable for natural gas



VL0001	1/8 F x F
VL0002	1/8 M x M
VL0004	1/8 M x F

VL0006	1/4 F x F
VL0007	1/4 M x F
VL0008	1/4 M x M

LONG HANDLE BALL VALVE

- Solid Chrome Plated Brass Ball
- Suitable for full range of liquids and gases
- Pressure rated at 600 psi
- Yellow vinyl insulator on heavy duty plated carbon steel handles
- Fast 1/4 turn open or close operation
- Low operating torque
- Flow can go in both directions



VL0031	1/4 F x F
VL0036	3/8 F x F
VL0041	1/2 F x F
VL0046	3/4 F x F
VL0046MF	3/4 M x F

FULL PORT BALL VALVE

3/8"



VL0032

SHORT HANDLE BALL VALVE

- Max Pressure - 500 PSI
- Max Temp - 180°F



VL0021	1/4 F x F
VL0022	1/4 M x F
VL0026	3/8 F x F
VL0027	3/8 M x F
VL0042	1/2 F x F

METERING VALVE

FLUID CONTROLS

- Valve bodies are either brass or stainless
- All adjusting shafts are stainless steel with double Viton o-ring seals
- All adjusting knobs have oversize brass inserts with double set screws to prevent loosening
- Panel mount or in-line styles, hose barb or threaded ports
- All models have flow areas equal to a .140 diameter orifice
- Valves are fully open with only one turn and feature two control knobs. One knob allows the flow to be locked at a specific rate while the second knob allows the flow to be turned off and on. Numeric indicators are 303 stainless with stainless stop pins

- 1/4"
- 90°



VL0014

METERING VALVE

FLUID CONTROLS

- Valve bodies are either brass or stainless
- All adjusting shafts are stainless steel with double Viton o-ring seals
- All adjusting knobs have oversize brass inserts with double setscrews to prevent loosening
- Panel mount or in-line styles, hose barb or threaded ports
- All models have flow areas equal to a .140 diameter orifice
- Valves are in-line controls where flow is locked at a specific setting

- 1/4" F x F



VL0015

METERING VALVE

SMC

- 1/4" F x F
- Maximum Pressure - 500 psi
- Maximum Temperature - 180° F
- Through Hole Diameter - .156
- With metering knob

VL0010



BALL VALVE

- 200 PSI rating (CWP)
- -4° to 250° F temperature rating
- Chromed brass body, ball and stem
- Teflon® seat and Viton® seals

VL0023	1/4 F x F
VL0024	3/8 F x F
VL0025	1/2 F x F



JOB FLOAT VALVES



Topaz Float Valve

- High flow
- Max Temp 115°F
- Shuts down slowly to minimize water hammer
- 20 - 60mm (3/4" - 2 1/2") water level differential (increases as water inlet pressure increases)
- 5-100 PSI
- Has port to connect Frostpro anti freeze device



3/4" Valve

JFVTS12

1" Valve

JFVTS16

Service Kit

JFVSTK

Rojo Float Valve

- Built in check valve
- Fully adjustable float angle
- 0-150 PSI
- High Flow model also available
0-75 PSI gives 60% more flow
- Non corrosive material construction
- Has switch to lock valve in off position



1/2" Valve

JFVR08

3/4" Valve

JFVR12

Topaz Industro Float Valve

Topaz Industro Float Valves are designed to maintain water levels in applications requiring a valve with high mechanical strength and heat resistance, Industrial storage tanks and heated water cisterns.

- High flow
- Compact robust construction
- Maximum water 176°F
- Made from corrosion resistant materials
- 20 - 60mm (3/4" - 2 1/2") water level differential (increases as water inlet pressure increases)
- Pressure rating 0.3 - 7 PSI



3/4" Valve

JFVT12

1" Valve

JFVT16


Service Kit

JFVTIK

Topaz Differential Valve

Topaz Differential Valves are designed to allow the water level to drop a set distance (2" - 9") without electricity. These valves are powered entirely by the water pressure and the water level in the tank. It reduces the cycling wear and tear on the pump, and energy wasted when pumps turn off/on prematurely.

- High flow
- Pressure rating 15 - 150 PSI



1/2" Valve

JFVD08

3/4" Valve

JFVD12

1" Valve

JFVD16

FLOAT VALVES



Float Valves

Part #	Description
FVW1000	1" Float Valve
FVW500	1/2" Float Valve
FVW750	3/4" Float Valve

Plunger Assmeblies

Part #	Description
FVWP186	1/2" Complete Plunger Assembly
FVWP187	3/4" Complete Plunger Assembly
FVWP188	1" Complete Plunger Assembly

FVR400 VALVE - MIP x MIP



- High capacity - heavy duty
- Red brass body
- Adjusting arm tapped
- Buna-n-disc standard

FVR400-12



Part #	Inlet	Outlet	35 PSI	85 PSI
FVR400-6	3/8" MIP	3/8" MIP	6 GPM	13 GPM
FVR400-8	1/2" MIP	1/2" MIP	12 GPM	22 GPM
FVR400-12	3/4" MIP	3/4" MIP	21 GPM	39.9 GPM
FVR400-16	1" MIP	1" MIP	43.5 GPM	68.5 GPM

FVR400 VALVE KITS - MIP x MIP



Kit for Part #	Plunger Assembly Kit	Cup & Disc Kit	Arm Kit	Stem	Viton Cup & Disc Kit
FVR400-6	FVRKB200	FVRKB100	FVRKB300	FVR450-10	FVRKB100V
FVR400-8	FVRKB210	FVRKB110	FVRKB300	FVR450-10	FVRKB110V
FVR400-12	FVRKB220	FVRKB120	FVRKB300	FVR450-10	FVRKB120V
FVR400-16	FVRKB230	FVRKB130	FVRKB300	FVR450-10	FVRKB130V

Plunger Assembly Kit	Arm Kit	Stem	Cup & Disc Kit
<p>Cotter Pin Plunger Assembly</p>	<p>Long Arm Short Arm Thumb Screw Cotter Pin</p>	<p>Stem</p>	<p>Cotter Pin Cup Disk</p>

POLYPROPYLENE FLOATS



Part #	Diameter	Female Spud Connection	Buoyancy in ozs.
FVPF5	5"	1/4 - 20	34.7
FVPF6	6"	1/2 - 20	61
FVPF6-7	6"	5/16 - 18	61
FVPF8	8"	3/8 FIP	158

COPPER FLOATS



Bob copper float balls consist of 2 float halves soldered together using an inside lapping joint. For open tank Service only.

Part #	Float Diameter	Buoyancy in lbs.	Female Spud Connection
FVR440-3	3"	.34	1/4 - 20 SAE
FVR440-4	4"	.80	1/4 - 20 SAE
FVR440-5	5"	1.73	1/4 - 20 SAE
FVR440-6	6"	3.26	1/4 - 20 SAE
FVR441-6	6"	3.26	5/16 - 18
FVR442-6	6"	3.26	3/8 - 16 SAE
FVR440-7	7"	5.72	3/8 FIP
FVR441-7	7"	5.72	5/16 - 18 SAE
FVR440-8	8"	8.03	3/8 FIP

FVRC810 CASA VALVE

For High Heat
Free Flow Outlet



Part #	Inlet	35 PSI	85 PSI
FVRC810-6	3/8" MIP	9 GPM	13 GPM
FVRC810-8	1/2" MIP	14 GPM	22.5 GPM
FVRC810-12	3/4" MIP	27 GPM	36 GPM
FVRC810-16	1" MIP	80 GPM	138 GPM



Kit for Part #	Plunger Assembly Kit	Arm Kit	Stem	Viton Cup & Disc Kit
FVRC810-6	FVRKB233	FVRKB333	FVR450-10	FVRKB133V
FVRC810-8	FVRKB233	FVRKB333	FVR450-10	FVRKB133V
FVRC810-12	FVRKB236V	FVRKB333	FVR450-10	FVRKB136V
FVRC810-16	FVRKB239V	FVRKB339	FVR450-10	FVRKB139V

BRASS FLOAT VALVE

- NPT Male Inlet and Outlet
- Valves made of a heavy duty brass body
- Adjustable-angle rod connection with 1/4" - 20 threads
- All valves for Open and Closed Tanks

3/4" Float Valve Assembly

KRFVB03-12

1" Float Valve Assembly

KRFVB03-16



Cleveland FLOAT VALVE

Positive Shutoff - Unique design prevents chatter, water hammer and blow by. Reduced Wear - Pilot valve operates independent of main valve extending functional life.



Part #	Description
FVC16	2 Stage (1/2", 3/4", 1")
FVC71D	Diaphragm Only
FVC16-3	3 Stage (1/2", 3/4", 1")
FVC16-4	4 Stage (1/2", 3/4", 1")
FVC24	1 1/2"

FLOAT VALVE



Brass 1/2" Float Valve with plastic float. Max flow 4.5 GPM. Max Temp. 175° F. Float rod is 6.5" long. Inlet Port is 1/2" FPT.



SUTFV8

Walters FLOAT VALVE

Designed for car & truck washing.
Features two interacting valves.
"Lo Valve" kicks in when a small amount of water is needed.
When valve completely opens, the "Main Valve" is activated.
Rated to 120° to 130° F



Valves


Part #	Description	GPM
FVW08	1/2" with float	21
FVW12	3/4" with float	37
FVW16	1" with float	100

Parts

Part #	Description
FVWP150	Pilot Valve Assembly
FVWP16D	Diaphragm for 1"
FVWP17	Conical Spring 1/2" - 3/4"
FVWP18	Conical Spring 1"
FVWP812D	Diaphragm for 1/2" - 3/4"
FVWP1	Seat Only for 1"

Hudson High Temperature FLOAT VALVE

The unique patented design of the Hudson Valve uses fluid pressure, as opposed to a lever arm and ball, as the force to close the valve. This compact, self-contained design greatly enhances the valve's reliability. The valve body is made of durable glass-filled nylon 6/6. Internal parts are of ABS plastic, silicone, and stainless steel. When properly installed, the valve will meet anti-siphon requirements.



Part #	Description
FVH16	1" Valve
FVHK4H7	Repair Kit
FVHP05HT	Diaphragm
FVHP09	Screen
FVHP01	Valve Cap
FVHP03	Retainer Ring

Part #	Description
FVHP05	Control Diaphragm
FVHP04	Valve Body Insert
FVHP06	Valve Body
FVHP08	Shut-Off Valve
FVHP07	Float Body

Watts BACKFLOW PREVENTER



WBF909QT32



WBF009QT1

Part #	Description
WBF909QT32	2" with out strainer
WBF909QT24	1 1/2" with out strainer
WBF909QT16	1" with out strainer
WBF909QT12	3/4" with out strainer
WBF909QTS32	2" with strainer
WBF909QTS24	1 1/2" with strainer
WBF909QTS16	1" with strainer
WBF909QTS12	3/4" with strainer
WBF909K	Repair Kit
WBF009QT1	Watts 1" Back Flow Preventer

CHECK VALVE

- Brass Construction
- Low Cracking Pressure
- Bubble tight



Part #	Pressure	Size
CVB410	2000 PSI	¼ F Brass
CVB610	2000 PSI	3/8 F Brass
CVS410	2000 PSI	¼ F x F SS
CVS410K	Repair Kit ¼, 3/8, SS and Brass	
CVS610	2000 PSI	3/8 F SS
CVS410P	Poppet for 1/4-3/8 SS & Brass	
CVS410SP	Spring for 1/4-3/8 SS & Brass	
CVB810	1/2" Brass	
CVS810	1/2" Stainless	
CVB812	3/4" Brass	
CVS812	3/4" Stainless	

CHECK VALVE

3/8" F x F 1200 PSI



CVV04

¾ F x F STAINLESS STEEL CHECK VALVE

USE IN AUTOMATIC APPLICATIONS
HIGH PRESSURE



CV0080

¾ F x F BRASS CHECK VALVE



USE IN AUTOMATIC APPLICATIONS
HIGH PRESSURE



CV0085

½ F x F STAINLESS STEEL CHECK VALVE

USE IN AUTOMATIC APPLICATIONS
HIGH PRESSURE



CV0075

LOW PRESSURE CHECK VALVE

USE IN TANK AND
INLET APPLICATIONS

CVK08L Brass	½ F x F 2½" L
CVK12L Brass	¾" Fx F 2 7/8" L
CVK12SS	¾" F x F



MAXI FLOW



- Designed for operations with minimal restriction
- Positive check. No leaks. Pressure drop is insignificant.
 - Stainless Steel poppet and spring
 - Viton seal
 - Less than 1 PSI cracking pressure
 - Completely repairable
 - Flow Rate: 4 GPM
 - Temperature rating to 200°F

Part #	Pressure	Size
CV0006	5000 PSI	¼ F x F SS HP
CV0006K	-	¼, 3/8 Repair Kit
CV0009	3000 PSI	¼ F x F Brass
CV0039	3000 PSI	3/8 F x F Brass

LOW PRESSURE CHECK VALVE

- Stainless steel construction
- Opening pressure less than 1 PSI
- Maximum flow rate 4 GPM
- Maximum 5000 PSI
- Standard with EPR seal for chemical resistance
- Maximum Temperature 200°F



Repair Kit

¼ M x M

CV0004

CV0006K

BRASS CHECK VALVE



- All brass body
- Stainless steel spring
- Buna seal O-ring poppet seal for bubble-tight operation
- Repair kit not available



Part #	Size	Max Pressure/ Opening Pressure
CV0035	¼ FxF	1200 PSI/ 3 PSI
CV0040	¾ FxF	1200 PSI/ 3 PSI
CV0045	½ FxF	1200 PSI/ 3 PSI

BRASS BALL CHECK VALVE



With Stainless Steel Ball & Seat

WILL NOT SEAL UNDER LOW PRESSURE

- ¼" M x F
- 2500 PSI

CV0037



REPAIR KIT NOT AVAILABLE

PVC HOSE BARBS

"EP Seals"



M x M



F x M

Part #	Size	Max Press./ Opening Press.
CV0061	¼" MxM	125 PSI/ 1 - 3 PSI
CV0063	¼" barb x 3/8" barb	125 PSI/ 1 - 3 PSI
CV0064	¼" M x ¼" barb	125 PSI/ 1 - 3 PSI
CV0065	¼" Check Valve	125 PSI/ 1 - 3 PSI
CV0066	3/8" Check Valve	125 PSI/ 1 - 3 PSI
CV0067	½" Check Valve	125 PSI/ 1 - 3 PSI
CV0068	½" x 3/8" Check Valve	125 PSI/ 1 - 3 PSI
CV0069	¼" F x F	125 PSI/ 1 - 3 PSI
CV0070	¼" F x M	125 PSI/ 1 - 3 PSI

BRASS BALL CHECK VALVE



With Stainless Steel Ball & Seat

WILL NOT SEAL UNDER LOW PRESSURE

- ¼" M x M
- 2500 PSI

CV0038



REPAIR KIT NOT AVAILABLE

POLYPROPYLENE CHECK VALVES



Part #	Size	Max Press./ Opening Press.
CV0072	1/2" F x F	125 PSI / 1-3 PSI
CV0073	3/4" F x F	125 PSI / 1-3 PSI
CV0074	3/8" F x F	125 PSI / 1-3 PSI
CV0082	1/4" F x F	125 PSI / 1-3 PSI



¼ M x M Nipple



CV1504

REPAIR KIT NOT AVAILABLE

HIGH PRESSURE CHECK VALVES



CV0031

- 3/8" F x F
- Max Press -3000 PSI

CV0030

- 1/4" F x F
- Max Press -3000 PSI



¼ M x M BRASS CHECK VALVE



- Brass Construction
- Low Cracking Pressure
- Bubble tight
- Viton

CVC2232

Arcadian Services

HIGH PRESSURE CHECK VALVES



For protection against reverse flow. Allows free-flow in one direction. Seat design protects "O" ring seal from contamination or flow damage. Install in any position. Temperature range -20° to +400° F. Opens at 3 to 5 psi. Viton seal. Stainless Steel spring. Handles water, oil and many other fluids.



PART #	SIZE
CV0011	1/4 F x F Brass
CV0011SS	1/4 F x F Stainless Steel
CV0011K	1/4 F x 3/8 F Repair Kit
CV0015	3/8 F x F Brass
CV0022	1/2 F x F HP Brass
CV0022K	1/2 F x F Repair Kit
CV0051	3/4 F x F Brass
CV0051K	3/4 F x F Repair Kit

HIGH PRESSURE CHECK VALVES Rated to 180°

ICHECK MAGNUM™

- Corrosion Proof Body
- One Piece Poppet Seal
- Eliminates Corrosion
- No O-Ring Seal to Fail
- No Fasteners to Fail
- Seat Integrated with Valve Body



1/2 F x F - 2400 psi

CV1201

3/4 F x F - 3000 psi

CV3401



Grey Valve
For Low pH Only
1/2 F x F - 3000 psi

BRASS HIGH PRESSURE CHECK VALVE



- Brass Construction
- Maximum 2000 PSI
- 8 gpm
- Repair kit not available

PART #	SIZE
CV0005	1/8 F x F
CV0036	1/4 F x F
CV0043	3/8 F x F
CV0048	3/4 F x F



CHECK VALVES

FLUID CONTROLS

Constructed of Stainless Steel, with a Viton O-ring for leak-proof operation. Valves are completely rebuildable. Maximum of 3500 PSI. Specifically designed for all car wash chemicals.



PART #	SIZE
CV0013	1/4 F x F Viton SS HP
CV0013K	1/4 SS Repair Kit
CV0013T	1/4 F x F Teflon HP
CV0013TK	1/4 Teflon Repair Kit
CV0041	3/8 F x F SS
CV0041K	3/8 F x F SS Repair Kit
CV0041T	3/8 Teflon SS HP
CV0041TK	3/8 Teflon Repair Kit
CV0071	1/2 F x F SS
CV0071T	1/2 F x F SS w/ Teflon seat
CV0071TK	1/2 Teflon Repair Kit
CV0080	3/4 F x F SS Viton
CV0080T	3/4 F x F SS Teflon
CV0080TK	3/4 Teflon Repair Kit

HIGH PRESSURE BRASS CHECK VALVES 0 - 3000 PSI

- High reliability
- Easy to maintain
- Low opening pressure

1/4 F x F

CV0008



AUTOMATIC CAR WASH SWIVEL CONVERSIONS



D & S 5000 (*Kleen-Rite Recommended*)
Autec
Jim Coleman



SWM43262

Swivel - 90° WDHL-10
 3/8" NPTF - 3/8"NPTM

Hydro-Spray Rainmaker
(Kleen-Rite Recommended)
AVW



SWM41261

Swivel - 90° Hi Flo WDRL-13
 1/2" NPTF - 1/2"NPTM

Cobra
Econocraft
Mark VII Aqua Jet
Oasis



SWM41920

Swivel - 90° Hi Flo WDR
 1/2" NPTM - 5/8" Motor Shaft M Inox

N/S Quadra
Rainmaker
Classic



SWM34872

DGE-90°
 3/8" NPTF x 3/8" NPTM

SWM34874

DGE-90°
 3/4" NPT F x 3/4" NPT M

SWM59902

Swivel DYT-90°, TC, HD
 Bearings 3/4" NPTF - 3/8"M

SWMT86911

T-Bar Diameter 24: - 24"
 TUA-4h4, G3/8"F, 4 Arms,
 4 Nozzle Outlets 1/8"NPTF



Washworld
Broadway
PDQ



SWM34927

Swivel Hi Flo DGR4-20
 1"NPTF-1"NPTF Inox

SWM34885

Swivel-90° Hi Flo WDRL-25
 1"NPTF-1"NPTF Inox

Southern Pride
Turbo Wash



SWM41361

Swivel-90° Hi Flo WDRL-19
 3/4" NPTF - 3/4" NPTM Inox

Peco PE300



SWM56453

Swivel Inline DYL-90°
 Tungstencarbide TC
 3/8" NPTF, 3/8" NPTM

Powerain



SWM40932

DGE-90°
 3/8" NPTF x 1/2" NPTM

SWMTA829004

T-Bar 22" - 24"
 4 Arms, 4 Nozzles

SWMTA829005

T-Bar 26" - 26"
 4 Arms, 4 Nozzles

SWMTA829006

T-Bar 26" - 26"
 4 Arms, 8 Nozzles

Autec



SWM41922

WDRS 3/4"NPTFx3/4"Motor
 Gear Driven

90° SWIVEL WDR SERIES

• WDR series features completely stainless steel design. Sealed stainless steel ball bearings and stainless steel corrosion protector plates ensure longevity. The toughest swivel made for the car wash industry.

SWM41261	1/2" NPT M x F
SWM41361	3/4" NPT M x F
SWM41922	Autec Replacement



LIVE GUN SWIVEL

• It is well known that Mosmatic swivels turn freely even under high pressure. Made of corrosion resistant material and stainless steel self-lubricating bearings, the new gun swivel offers the highest quality Swiss made craftsmanship.



Part #	Size
SWM32552	1/4" M x 1/4" F
SWM32561	3/8" M x 1/4" M
SWM32562	3/8" M x 1/4" F
SWM32563	3/8" M x 3/8" M
SWM32564	3/8" M x 3/8" F

FOOT VALVES

Blue Foot Valve

For White Wall, Butyl & Alkalis
(Viton Seal)



IN250020

Gray Foot Valve

For Soap & Wax
(EPDM Seal)



IN250100

1/4" Brass/ Stainless Steel Foot Check Valve



INFBS4

1/4" 60 Mesh Foot Valve Strainer



INHB500

Dema 1/4" Strainer

Stainless Steel



INDP10011

Dema 3/8" Strainer

Stainless Steel



INDP3610

1/2" PVC Barbed Check Valve

With Stainless Steel Strainer



Check Valve

CV0067

Strainer

IN010

Inline Check Valves

Blue (Viton) - Gray (EPDM)



Blue

IN10076303

Gray

IN10076303

BIG BOY Roller Bearing Swivels

For tough applications like Touchless Automatics or high pressure hose reels. BBS540 Series Swivels are designed for high speed, high torque automatics such as Hydro Spray.



Part#	Size	Pressure
BBS580	1/2" M x 1/2" F Brass	45 GPM
BBS580A	1/2" M x 3/4" F Brass	45 GPM
BBS580ASS	1/2" M x 3/4" F SS	45 GPM
BBS580C	3/4" M x 3/4" F Brass	45 GPM
BBS580CSS	3/4" M x 3/4" F SS	45 GPM
BBS580SS	1/2" M x 1/2" F SS	45 GPM

BEARING REPLACEMENT KIT

FITS ALL BIG BOY SWIVELS

Contains:
(2) Roller Bearings
(2) Races

BBRBRK

USE THESE KITS TO
TOTALLY REBUILD
YOUR SWIVELS

BASIC RE-SEAL KIT

FITS ALL BIG BOY SWIVELS

Contains:
(2) O-Rings Internal Lubrication
(2) Back O-Rings
(1) Instruction Sheet

BBORRK

**DO NOT
OVERGREASE
SWIVELS. DO NOT
USE ANY GREASE THAT
CONTAINS GRAPHITE OR
MOLYBDENUM**

ECONOMY LOW PRESSURE SWIVEL

- 1000 PSI
- 3/8" M x F

SWE100



90° BOOM SWIVEL



- 3000 PSI
- 3/8" M x F
- 10 GPM

SW3600

Repair Kit

SW3600KH



ECONOMY LOW PRESSURE SWIVEL

- 1000 PSI
- 3/8" M x F
- Non Repairable



Part#	Size
SW0250	3/8" M x 3/8" F
SW0255	3/8" M x 1/4" F
SW0258	1/2" M x 1/2" F

SONIC SWIVEL



Part#	Size
SON38MF	3/8" M x F
SON38MFN	90° 3/8" M x F
SONKIT	Repair Kit for 3/8", 1/4" 90°
SON14MF	1/4" M x F

BRASS SWIVEL BARBS



Part#	Hose x MPT
HF0120	1/4" x 1/4"
HF0121	3/8" x 3/8"
HF0122	3/8" x 1/2"
HF0123	1/2" x 1/2"
HF0127	1/2" x 3/8"

90° BOOM SWIVEL

- Use wherever hose moves or twists
- Low torque
- Sealed against dust
- Long-life seal
- 360° swivel action
- 300° F temperature rating
- Viton O-rings



Part#	Size	Pressure /Flow
SW4000	3/8" M x F	3000 PSI/7 GPM
SW4000KN	NEW STYLE Repair Kit 3/8" M x F For Swivel w/ Groove	
SW4000K	OLD STYLE Repair Kit 3/8" M x F	
SW4000SS	3/8" STAINLESS	5000 PSI/7 GPM

FLUID CONTROLS

Ball Bearing Swivel

High pressure swivel with brass body & stainless steel thrust bearings. Internally lubricated O-rings & SS center spool piece assure long, trouble free operation. Max Temp - 160° F



Part#	Size	Pressure
SW0140	1/4" F x M Brass	2000 PSI
SW0145	1/4" M x F Brass	3500 PSI
SW0260	3/8" F x M Brass	2000 PSI
SW0260K	Repair Kit 1/4" & 3/8"	-
SW0265	3/8" F x M Brass	3500 PSI
SW0270	3/8" F x F Ball Bearing	3500 PSI

STRAIGHT Swivel

- Stainless Steel insert
- Repairable
- Swivels under pressure
- 200°F Temp. rating



Part#	Size	Pressure
SW7044	3/8M x F SS	5000 PSI
SW7045	3/8F x F Brass	3000 PSI
SW7070	3/8M x 1/4 F Brass	3000 PSI
SW7080	3/8M x F Brass	3000 PSI
SW7080K	Repair kit for SW7044/7080	-
SW7470	1/4M x F SS HP	5000 PSI
SW7480	1/4M x F Brass	3000 PSI
SW7480K	Repair kit for 7480/7470/7070	-

FLUID CONTROLS

90° BOOM SWIVEL

- Brass construction w/ stainless steel precision thrust bearings
- Repairable
- Excellent for hose reels & over head booms
- Swivels effortlessly



Part#	Size	Pressure
SW0273	1/4" M x F Brass BB	3500 PSI
SW0275	3/8" M x F Brass BB	3500 PSI
SW0260K	Repair Kit for 1/4" & 3/8"	-

90° BOOM SWIVEL

- 11.5 GPM
- Brass Body
- Stainless Stem
- 1500 PSI
- 3/8" M x F
- Buna-N Seals

SW3800



Repair Kit

SW3800K

SMC

Ball Bearing Swivel

SMC

Ball bearing swivels are of Electroless Nickel plated brass construction. Cap ends are precision machined for heavy-duty leak proof service. High pressure seal is Teflon backed Buna-N. Bearing seal is vented between the high pressure seal.




Maximum pressure
1500 PSI liquid 250 PSI air

Part #	Size
SW0120	1/4 M x F
SW0125	1/4 F x F
SW0240	3/8 M x F
SW0245	3/8 F x F
SW0245K	Kit for 1/4 & 3/8

90° BOOM SWIVEL



- Multiple seal system for both low and high pressure prevents leakage
- Totally corrosion-resistant version ensures longevity
- Compact and light weight
- Easy installation



Part#	Size	Nipple Size	Pressure
SWM40022	3/8" M x 1/4" F	Short	2200 PSI
SWM40029	3/8" M x 1/4" F	Long	2200 PSI
SWM37353	1/4" M x F	Short	2200 PSI
SWM37354	1/4" M x 3/8" F	Short	2200 PSI
SWM37464	1/4" M x F	Long	2200 PSI
SWM37465	3/8" M x F	Long	2200 PSI
SWM40009	1/4" M x F	2200 PSI	
SWM40019	1/4" M x 3/8" F	2200 PSI	
SWMK90	Kit for 90° Old Style With Out Washer		
SWMK90N	Kit for 90° New Style With Out Washer		

STRAIGHT SWIVEL



- Dual Bearing System
- Live Under Pressure
- Multiple Seals System
- Maintenance Free



Part#	Size	Pressure
SWM37186	1/4" F x M	4000 PSI
SWM37187	1/4" F x F	4000 PSI
SWM37188	3/8" M x F	4000 PSI
SWM37189	3/8" F x F	4000 PSI
SWM30053	3/8" M x 1/4" F	4000 PSI
SWM30054	1/4" F x 3/8" F	4000 PSI
SWM30014	1/4" x 3/8" F Old Style	4000 PSI
SWM30654	3/8" F x F New Style	4000 PSI

SWIVELS 3/8" M x F



Stainless
SWV38SS



Brass

SWV38

PARAPLATE SWIVELS 3/8" M x F



Stainless

SW0290SS



Brass

SW0290



3/4 M x 3/4 F

- 90°

SW1600



Model 21-040-101



3/8 M x 3/8 F

- 90°

SW1500



Model 17-058-056



1/2 M x 3/4 F

- 90°

SW1665



Model 22-006-131

Repair Kit: SW1665K



M x 1/2 F

- 90°
- Nickle Plated

SW1625



Model 21-060-113



1/2 M x 3/4 F

- 90°

SW1650



Model 21-040-113



1/2 M x 1/2 F

- 90°
- Brass

SW1690



Model 155-812-813

Rebuild Repair Kit: SW1690R

Rebuild kits include Rotor, Bearings & seals.



3/4 M x 3/4 F

- 90°
- Brass

SW1700



Model 255-324-976

Rebuild Repair Kit: SW1750R

Rebuild kits include Rotor, Bearings & seals.



3/4 M x 3/4 F

- 90°
- Brass

SW1750



Model 255-352-035

Rebuild Repair Kit: SW1750R

Rebuild kits include Rotor, Bearings & seals.



3/4 M x 3/4 F

- 90°

SW1630



Model 21-060-000



90° HIGH PRESSURE SWIVELS

- Ideal selection for use as replacement swivels on automatic car washes, hose reels and ceiling booms.
- Live swivel ball bearing design.
- Rebuildable.
- Nickel plated alloy steel.
- Maximum temperature is 400° F.
- Ideal for use with hot water, steam, hydraulic fluid, insecticides, etc.
- **5000 PSI.**

F x F 90° High Pressure Swivels



M x F 90° High Pressure Swivels



DOUBLE BEARING SWIVELS



- Live swivel ball bearing design.
- Rebuildable.
- Nickel plated alloy steel.
- Maximum temperature is 400° F.
- Ideal for use with hot water, steam, hydraulic fluid, insecticides, etc.
- **5000 PSI.**

90° Double Bearing Swivels



90° Inline Double Bearing Swivels



90° HIGH PRESSURE SWIVEL USED IN POPULAR BRAND AUTOMATICS

- 3500 PSI



1/2" M x F

SWS08MF

Repair Kit

SWS0890SK



90° HIGH PRESSURE SWIVEL USED IN POPULAR BRAND AUTOMATICS

- 3000 PSI



3/4" M x F

SWS1290HS

Repair Kit

SWS1290K



INLINE SWIVEL

This high pressure swivel has chrome ball bearing design for added life. Easily rebuildable, superior quality alloy steel. Burnished (micro smooth) barrel bores.



Part#	Size	Pressure
SWS04MF	1/4" M x F	5000 PSI
SWS06	3/8" F x F	5000 PSI
SWS06MF	3/8" M x F	5000 PSI
SWS08	1/2" F x F	5000 PSI
SWS12MF	3/4" M x F	5000 PSI
SWS16MF	1" M x F	5000 PSI

90° PRESSURE BALANCE SWIVEL

- 2000 PSI



1/2" M x F

SWS082

Repair Kit

SWKR690K



90° PRESSURE BALANCE SWIVEL

- 2000 PSI



3/4" M x F

SWS12

Repair Kit

SWS1290K



3/4" 90° SHAFTED SWIVEL



- 3/4" M x F
- Slotted Drive Shaft
- Used in popular brand automatics

3/4" M x F

SWS1290SS



1/2" 90° SHAFTED SWIVEL



- 1/2" M x F
- Slotted Drive Shaft
- Used in popular brand automatics

1/2" M x F

SWS0890S

Repair Kit

SWS0890SK



90° BOOM SWIVEL



Pressure loading of swivel is balanced so that it will swivel easily at all pressures up to 2000 PSI. Rated to temperatures up to 200° F. Nickel-plated brass construction with Buna O-rings and Delrin bearings.



3/8" M x F

SWKR690

Repair Kit

SWKR690K

BREAK-AWAY SWIVEL




Provides leakproof connections for pressures up to 800 PSI. They will prolong hose life by preventing kinking of hose as well as reducing operator fatigue. Brass construction. Recommended for intermittent, non-continuous swivel requirements. Maximum temperature is 180° F. Flow is Bi-directional.



Part#	Size	Pressure
SW0100	1/4" F x M Brass	800 PSI
SW0105	1/4" F x F Brass	800 PSI
SW0105K	Repair Kit 1/4"	-
SW0200	3/8" F x M Brass	800 PSI
SW0205	3/8" F x F Brass	800 PSI
SW0205K	Repair Kit 3/8"	-
SW0300	1/2" F x M Brass	800 PSI
SW0305	1/2" F x F Brass	800 PSI
SW0305K	Repair Kit 1/2"	-

STRAIGHT SWIVEL




For pressures to 3000 PSI. Stainless Steel or brass construction. Bearings are self-lubricated Teflon filled acetal for long life and low torque requirements. Maximum temperature is 200° F.



Part#	Size
SW0215	3/8" M x F Stainless Steel
SW0215K	Repair Kit 3/8" SS
SW0230	3/8" M x F Brass

INLINE SWIVEL



3/8" F x F

SWP06

1/2" F x F

SWP08

HIGH PRESSURE SWIVEL




- High pressure swivel.
- Chrome-plated, brass construction.
- 3/8" F x F, or 3/8" M x F
- Max 3000 PSI
- Max temp. 300° F
- 5 GPM



Part#	Size
SUT300FF	3/8" F x F
SUT300MF	3/8" M x F

John Guest Poly-Tube Fittings

- Provide instant, secure, leak-proof connections without using tools. Quick and easy disconnect.
- To make a secure connection, simply push tube into fitting and the unique, Collet Locking System holds the tube firmly in place without deforming the tube or restricting the flow. To disconnect: simply push the collet and the tube pulls free.
- Plastic construction allows for a wide range of uses, including chemical supply lines, compressed air systems, low pressure hydraulics and many other industrial applications. Compatible with many types of tubing including nylon, poly, brass, copper, and soft metal.
- Working pressure is to full vacuum and 0 to 150 PSI. Operating temperature is 38° F to 167° F on liquids.



Fittings available in either 1/4", 3/8", or 1/2" tube sizes & either Tube x Tube or Tube x Pipe Thread

FIXED ELBOW (mip x tube)

Part #	Tube	MIP
JG4ME2	1/4"	1/8"
JG4ME4	1/4"	1/4"
JG4ME6	1/4"	3/8"
JG6ME4	3/8"	1/4"
JG6ME6	3/8"	3/8"



UNION TEE (tube x tube x tube)

Part #	Tube
JG4UT	1/4"
JG6UT	3/8"
JG8UT	1/2"



SWIVEL BRANCH TEE (mip x tube x tube)

Part #	Tube	MIP
JG4MT2	1/4"	1/8"
JG4MT4	1/4"	1/4"



2 WAY DIVIDER (tube x tube)

Part #	Tube
JG6DV	3/8"



CHECK VALVE

Part #	Tube
JG6CV	3/8"



CROSS (tube x tube x tube)

Part #	Tube
JG6CR	3/8"



END STOP

Part #	Tube
JG4ES	1/4"
JG6ES	3/8"



STEM ADAPTER

Part #	Tube	MIP
JG4SA2	1/4"	1/8"
JG4SA4	1/4"	1/4"
JG6SA4	3/8"	1/4"
JG6SA6	3/8"	3/8"
JG8SA6	1/2"	3/8"
JG8SA8	1/2"	1/2"



BULKHEAD UNION

Part #	Tube	MIP
JG4BU	1/4"	1/4"
JG6BU	3/8"	3/8"



FEMALE CONNECTOR (tube x fip)

Part #	Tube	FIP
JG4FC4	1/4"	1/4"
JG6FC4	3/8"	1/4"



MALE CONNECTOR (tube x mpt)

Part #	Tube	MIP
JG4MC2	1/4"	1/8"
JG4MC4	1/4"	1/4"
JG4MC6	1/4"	3/8"
JG6MC4	3/8"	1/4"
JG6MC6	3/8"	3/8"



UNION CONNECTOR (tube x tube x tube)

Part #	Tube
JG4UC4	1/4"
JG5UC5	5/16"
JG6UC6	3/8"
JG8UC8	1/2"



UNION ELBOW (tube x tube)

Part #	Tube
JG4EL	1/4"
JG6EL	3/8"
JG8EL	1/2"



PLUG FOR TUBE CONNECTOR

Part #	Tube
JG4P	1/4"
JG6P	3/8"



SWIVEL ELBOW

Part #	Tube	MIP
JG4SE4	1/4"	1/4"
JG5SE4	5/16"	1/4"
JG6SE4	3/8"	1/4"
JG6SE6	3/8"	3/8"



REDUCER

Part #	Tube	STEM
JG6R4	3/8"	1/4"
JG8R6	1/2"	3/8"



REDUCING UNION

Part #	Tube	Tube
JG6RU4	3/8"	1/4"
JG8RU6	1/2"	3/8"



SHUT-OFF VALVE (tube x tube)

Part #	Tube
JG4SV	1/4"
JG6SV	3/8"



SHUT-OFF VALVE (tube x MIP)

Part #	Tube	MIP
JGSV4T4M	1/4"	1/4"
JGSV6T6M	3/8"	3/8"



REDUCING ELBOW

Part #	Tube	Tube
JG6RE4	3/8"	1/4"
JG8RE6	1/2"	3/8"



STEM PLUG IN ELBOW

Part #	Tube	Stem
JG4PIE4	1/4"	1/4"
JG4PIE6	1/4"	3/8"
JG6PIE6	3/8"	3/8"



HOSE BARB

Part #	Tube	Barb
JG4T4H	1/4"	1/4"
JG6T4H	3/8"	1/4"
JG6T6H	3/8"	3/8"



PLASTIC TUBE SHEAR



"Handy little tool"

JGSNIP

John Guest General Plumbing Fittings



BRASS MALE CONNECTOR

Part #	Size
PEX8BMC8	1/2" x 1/2"
PEX12BMC12	3/4" x 3/4"



STEM ADAPTER (Male)

Part #	Size
PEX12BMA12	3/4" CTS x 3/4" NPT
PEX8BMA8	1/2" x 1/2"



STEM ADAPTER (Female)

Part #	Size
PEX8BFA8	1/2" x 1/2"



NAIL CLIP

Part #	Size
PEX8NC	1/2" x 1/2"
PEX12NC	3/4" x 3/4"



PEX UNION TEE

Part #	Size
PEX8UT	1/2" x 1/2"
PEX12UT	3/4" x 3/4"
PEX16UT	1" x 1"



PEX UNION ELBOW

Part #	Size
PEX8UEL	1/2" x 1/2"
PEX12UEL	3/4" x 3/4"
PEX16UEL	1" x 1"



PEX COUPLER

Part #	Size
PEX8C	1/2" x 1/2"
PEX12C	3/4" x 3/4"
PEX16C	1" x 1"

PEX REDUCING TEE

Part #	Size
PEX1212RT8	3/4" x 3/4" X 1/2"
PEX128RT8	3/4" x 1/2" X 1/2"
PEX88RT12	1/2" x 1/2" X 3/4"
PEX128RT12	3/4" x 1/2" X 3/4"

END CAP

Part #	Size
PEX8EC	1/2"
PEX12EC	3/4"
PEX16EC	1"



PEX STACKABLE TEE

Part #	Size
PEX88ST8	1/2" x 1/2" X 1/2"
PEX1212ST8	3/4" x 3/4" X 1/2"
PEX1212ST12	3/4" x 3/4" X 3/4"



PEX FEMALE SWIVEL ELBOW

Part #	Size
PEX8FSE8	1/2" x 1/2"



PEX FEMALE SWIVEL CONNECTOR

Part #	Size
PEX8FSC8	1/2" x 1/2"



SUPERSEAL PIPE INSERT

Part #	Size
PEX8SPI	1/2" x 1/2"
PEX12SPI	3/4" x 3/4"

PEX PLUG-IN ELBOW

Part #	Size
PEX8PEL8	1/2" x 1/2"
PEX12PEL12	3/4" x 3/4"

PEX PIPE (White)

Part #	Size
PEX8COIL	1/2" (100 FT COIL)
PEX8BUNDLE	1/2" (TEN 10' LENGTHS)
PEX12COIL	3/4" (100 FT COIL)
PEX12BUNDLE	3/4" (TEN 10' LENGTHS)

PEX REDUCER

Part #	Size
PEX12R8	3/4" x 1/2"
PEX16R12	1" x 3/4"



PIPE INSERT

Part #	Size
PEX8PI	1/2" x 1/2"
PEX12PI	3/4" x 3/4"
PEX16PI	1" x 1"



PIPE CLIP

Part #	Size
PEX8PC	1/2" x 1/2"
PEX12PC	3/4" x 3/4"



BRASS FEMALE DROP EAR ELBOW

Part #	Size
PEX8FDEE8	1/2" x 1/2"

PIPE CUTTERS

Heavy Duty (Blade Only)

PEXHDBLADE

Heavy Duty Pipe Cutter

PEXHDCUTTER

Pipe Cutter

PEXCUTTER



PARKER TRUE SEAL FITTINGS

300 PSI TEMP. -20 - 180° F



FEMALE CONNECTOR (tube x fip)

Part #	Tube	FIP
PTS4FC4	1/4"	1/4"
PTS6FC4	3/8"	1/4"

END STOP

Part #	Tube
PTS4ES	1/4"
PTS6ES	3/8"



UNION CONNECTOR (tube x tube)

Part #	Tube
PTS4UC4	1/4"
PTS5UC5	5/16"
PTS6UC6	3/8"
PTS8UC8	1/2"



UNION ELBOW (tube x tube)

Part #	Tube
PTS4EL	1/4"
PTS6EL	3/8"
PTS8EL	1/2"



REDUCER

Part #	Tube	Stem
PTS6R4	3/8"	1/4"
PTS8R6	1/2"	3/8"

SWIVEL ELBOW

Part #	Tube	MIP
PTS4SE4	1/4"	1/4"
PTS5SE4	5/16"	1/4"
PTS6SE4	3/8"	1/4"
PTS6SE6	3/8"	3/8"



BULKHEAD UNION

Part #	Tube	MIP
PTS4BU	1/4"	1/4"
PTS6BU	3/8"	3/8"

SHUT-OFF VALVE (tube x tube)

Part #	Tube
PTS4SV	1/4"
PTS6SV	3/8"



SHUT-OFF VALVE (tube x MIP)

Part #	Tube	MIP
PTSSV4T4M	1/4"	1/4"
PTSSV6T6M	3/8"	3/8"



REDUCING ELBOW

Part #	Tube	Tube
PTS6RE4	3/8"	1/4"



STEM PLUG IN ELBOW

Part #	Tube	Stem
PTS4PIE4	1/4"	1/4"
PTS4PIE6	1/4"	3/8"
PTS6PIE4	3/8"	1/4"
PTS6PIE6	3/8"	3/8"



HOSE BARB

Part #	Tube	Barb
PTS4T4H	1/4"	1/4"
PTS6T4H	3/8"	1/4"
PTS6T6H	3/8"	3/8"



MALE CONNECTOR (tube x mpt)

Part #	Tube	MIP
PTS4MC2	1/4"	1/8"
PTS4MC4	1/4"	1/4"
PTS4MC6	1/4"	3/8"
PTS6MC4	3/8"	1/4"
PTS6MC6	3/8"	3/8"
PTS8MC6	1/2"	3/8"
PTS8MC8	1/2"	1/2"



FIXED ELBOW (mip x tube)

Part #	Tube	MIP
PTS4ME2	1/4"	1/8"
PTS4ME4	1/4"	1/4"
PTS4ME6	1/4"	3/8"
PTS6ME6	3/8"	3/8"



CHECK VALVE

Part #	Tube
JG6CV	3/8"



UNION TEE (tube x tube x tube)

Part #	Tube
PTS4UT	1/4"
PTS6UT	3/8"
PTS8UT	1/2"



SWIVEL BRANCH TEE (mip x tube x tube)

Part #	Tube	MIP
PTS4MT2	1/4"	1/8"
PTS4MT4	1/4"	1/4"



CROSS (tube x tube x tube)

Part #	Tube
PTS6CR	3/8"



STEM ADAPTER

Part #	Tube	MIP
PTS4SA2	1/4"	1/8"
PTS4SA4	1/4"	1/4"
PTS6SA4	3/8"	1/4"
PTS6SA6	3/8"	3/8"
PTS8SA6	1/2"	3/8"
PTS8SA8	1/2"	1/2"



PLUG FOR TUBE CONNECTOR

Part #	Tube
PTS4P	1/4"
PTS6P	3/8"



PNEUMATIC POLY TUBE FITTINGS

Swivel 90°

Part #	Size	Thread
INP4SE2	1/4"	1/8"
INP4SE4	1/4"	1/4"
INP4SE6	1/4"	3/8"
INP6SE4	3/8"	1/4"
INP6SE6	3/8"	3/8"



Union Connector

Part #	Size
INP4UC4	1/4"
INP6UC6	3/8"
INP8UC8	1/2"



Swivel Branch Tee

Part #	Size	Thread
INP4MT2	1/4"	1/8"
INP4MT4	1/4"	1/4"



Union Elbow

Part #	Size
INP4EL	1/4"
INP6EL	3/8"
INP8EL	1/2"

Union Tee

Part #	Size
INP4UT	1/4"
INP6UT	3/8"
INP8UT	1/2"



Male Connector

Part #	Size	Thread
INP4MC2	1/4"	1/8"
INP4MC4	1/4"	1/4"
INP4MC6	1/4"	3/8"
INP6MC4	3/8"	1/4"
INP6MC6	3/8"	3/8"
INP8MC6	1/2"	3/8"
INP8MC8	1/2"	1/2"



Union Y

Part #	Size
INP6DV	3/8"



NICKLE-PLATED PUSHLOCK

Poly-Tube Fittings



FIXED MALE ELBOW

Part #	Size
AL4ME2	1/4" Tube x 1/8" MPT
AL4ME4	1/4" Tube x 1/4" MPT
AL6ME6	3/8" Tube x 3/8" MPT
AL6ME4	3/8" Tube x 1/4" MPT



UNION CONNECTOR

Part #	Size
AL4UC4	1/4" Tube
AL6UC6	3/8" Tube



SWIVEL MALE ELBOW

Part #	Size
AL4SE4	1/4" Tube x 1/4" MPT
AL6SE6	3/8" Tube x 3/8" MPT

STRAIGHT MALE CONNECTOR



Part #	Size
AL4MC4	1/4" Tube x 1/4" Pipe
AL4MC6	1/4" Tube x 3/8" Pipe
AL6MC2	3/8" Tube x 1/8" Pipe
AL6MC4	3/8" Tube x 1/4" Pipe
AL6MC6	3/8" Tube x 3/8" Pipe

UNION ELBOW

Part #	Size
AL4EL4	1/4" T



SWIVEL MALE BRANCH TEE

Part #	Size
AL4MT4	1/4" T x 1/4" MPT
AL6MT4	3/8" T x 1/4" MPT



STRAIGHT FEMALE CONNECTOR

Part #	Size
AL4FC4	1/4" T x 1/4" MPT
AL6FC4	3/8" T x 1/4" MPT



TUBE CUTTER



JGSNIP



UNION TEE

Part #	Size
AL4UT	1/4" Tube
AL6UT	3/8" Tube

BRASS POLYTUBE PUSH-IN FITTINGS

Union Connectors



HF0500	1/4"
HF0501	3/8"
HF0550	3/8" x 1/4"
HF0551	1/2"

Male Connectors



HF0503	1/4"
HF0504	3/8" x 1/4"
HF0505	3/8"
HF0506	1/4" x 3/8"
HF0507	3/8" x 1/8"
HF0556	1/4" x 1/8"
HF0557	1/2" x 1/4"

Fixed Male Elbows



HF0540	1/4"
HF0541	3/8"
HF0542	3/8" x 1/4"
HF0543	1/4" x 1/8"
HF0554	1/4" x 3/8"
HF0555	1/2" x 1/4"

Swivel Male Elbows



HF0535	1/4"
HF0545	3/8"
HF0558	1/4" x 3/8"
HF0559	1/2" x 3/8"

Union Tees



HF0522	1/4"
HF0523	3/8"
HF0552	1/2"

Female Connectors



HF0508	3/8" x 1/4"
HF0519	1/4"
HF0553	3/8"

Union Elbows



HF0530	1/4"
HF0560	3/8"
HF0561	1/2"

Branch Swivel Tees



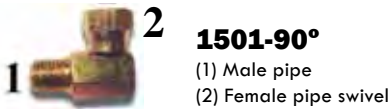
HF0520	1/4"
HF0521	3/8" x 1/4"
HF0562	3/8"

Branch Tees



HF0563	1/4" x 1/4"
HF0564	3/8" x 3/8"

HOSE ADAPTERS NON-WORKING SWIVELS



1501-90°

- (1) Male pipe
- (2) Female pipe swivel

PART #	SIZE
150144	1/4M x 1/4 F
150146	1/4M x 3/8 F
150164	3/8M x 1/4 F
150166	3/8M x 3/8 F
150168	3/8M x 1/2 F
150184	1/2M x 1/4 F
150186	1/2M x 3/8 F
150188	1/2M x 1/2 F
1501812	1/2M x 3/4 F
1501128	3/4M x 1/2 F
15011212	3/4M x 3/4 F

1504-45°

- (1) Female pipe
- (2) Female pipe swivel



PART #	SIZE
150444	1/4 F x 1/4 F
150464	3/8 F x 1/4 F
150466	3/8 F x 3/8 F
150488	1/2 F x 1/2 F
15041212	3/4 F x 3/4 F
15041616	1" F x 1" F



1502-90°

- (1) Female pipe
- (2) Female pipe swivel

PART #	SIZE
150244	1/4 F x 1/4 F
150246	1/4 F x 3/8 F
150264	3/8 F x 1/4 F
150266	3/8 F x 3/8 F
150268	3/8 F x 1/2 F
150286	1/2 F x 3/8 F
150288	1/2 F x 1/2 F
1502128	3/4 F x 1/2 F
15021212	3/4 F x 3/4 F
15021616	1" F x 1" F

1405-STRAIGHT

- (1) Female pipe
- (2) Female pipe swivel



PART #	SIZE
140544	1/4 F x 1/4 F
140546	1/4 F x 3/8 F
140564	3/8 F x 1/4 F
140566	3/8 F x 3/8 F
140568	3/8 F x 1/2 F
140586	1/2 F x 3/8 F
140588	1/2 F x 1/2 F
14051212	3/4 F x 3/4 F
14051616	1" F x 1" F

1603-Tee

- (1) Female pipe
- (2) Female pipe swivel
- (3) Female pipe swivel



PART #	SIZE
1603444	1/4 F x 1/4 F x 1/4 F
1603666	3/8 F x 3/8 F x 3/8 F
1603888	1/2 F x 1/2 F x 1/2 F
1603121212	3/4 F x 3/4 F x 3/4 F

1601-Tee

- (1) Male pipe
- (2) Female pipe swivel
- (3) Female pipe swivel



PART #	SIZE
1601444	1/4M x 1/4 F x 1/4 F
1601666	3/8M x 3/8 F x 3/8 F
1601888	1/2M x 1/2 F x 1/2 F
1601121212	3/4M x 3/4 F x 3/4 F

PART #	SIZE
140444	1/4M x 1/4 F
140446	1/4M x 3/8 F
140464	3/8M x 1/4 F
140466	3/8M x 3/8 F
140468	3/8M x 1/2 F
140486	1/2M x 3/8 F
140488	1/2M x 1/2 F
14040812	1/2M x 3/4 F
1404128	3/4M x 1/2 F
14041212	3/4M x 3/4 F
14041216	3/4M x 1" F
14041612	1" M x 3/4 F
14041616	1" M x 1" F

1404-Tee

- (1) Male pipe
- (2) Female pipe swivel



PART #	SIZE
150344	1/4M x 1/4 F
150346	1/4M x 3/8 F
150364	3/8M x 1/4 F
150366	3/8M x 3/8 F
150368	3/8M x 1/2 F
150386	1/2M x 3/8 F
150388	1/2M x 1/2 F
1503128	3/4M x 1/2 F
15031212	3/4M x 3/4 F

1503-45°

- (1) Male pipe
- (2) Female pipe swivel



PUSH LOCK FITTINGS

- Easy to use. No hose clamps or ferrules are needed.
- To be used with push-on hose only. The end of the hose is concealed by the plastic cap.
- Made from free cutting CA

PUSH LOCK BARB



Part #	Size
PLF220	1/4 x 1/8 F
PLF221	1/4 x 1/4 F
PLF222	5/16 x 1/4
PLF224	3/8 x 1/4
PLF225	3/8 x 3/8
PLF226	1/2 x 3/8
PLF227	1/2 x 1/2

Female Dead Swivel

PART #	Hose I.D. x Ballseat Pipe
PLF340	1/4 x 1/8
PLF341	1/4 x 1/4
PLF343	3/8 x 1/4
PLF344	3/8 x 3/8
PLF346	1/2 x 1/2
PLF349	3/4 x 3/4



PUSH LOCK BARB

PART #	I.D. HOSE x I.P.T.
PLF200	1/4 x 1/8
PLF201	1/4 x 1/4
PLF202	3/8 x 1/8
PLF203	3/8 x 1/4
PLF204	3/8 x 3/8
PLF205	3/8 x 1/2
PLF206	1/2 x 3/8
PLF207	1/2 x 1/2
PLF209	5/8 x 1/2
PLF210	3/4 x 3/4
PLF211	1/4 x 3/8
PLF212	5/16 x 1/8
PLF213	5/16 x 1/4
PLF214	5/8 x 3/4
PLF215	3/4 x 1/2
PLF216	1/2 x 1/4
PLF217	1/2 x 3/4



37° JIC Flare Female Swivel



PART #	SIZE
PLF264	1/4 x 3/8
PLF265	1/4 x 1/4
PLF266	3/8 x 3/8
PLF267	1/2 x 1/2
PLF268	5/8 x 5/8
PLF269	3/4 x 3/4

45° SAE Flare Female Swivel



PART #	HOSE I.D. x O.D. TUBE
PLF250	1/4 x 1/4
PLF251	1/4 x 5/16
PLF252	3/8 x 3/8
PLF253	1/4 x 3/8
PLF255	1/2 x 1/2
PLF257	3/8 x 1/2
PLF258	5/8 x 5/8
PLF259	3/4 x 3/4
PLF260	5/16 x 3/8
PLF261	1/2 x 3/8

Male SAE Flare Adapter



PART #	Hose I.D. x O.D. Tube
PLF240	1/4 x 1/4
PLF241	1/4 x 5/16
PLF243	3/8 x 3/8
PLF245	1/2 x 1/2
PLF247	3/4 x 5/8
PLF249	5/16 x 5/16
PLF271	3/8 x 5/16

PUSH BARB Swivel



PART #	HOSE I.D. x N.P.T.F.
PLF385	1/4 x 1/4
PLF386	3/8 x 1/4
PLF387	3/8 x 3/8
PLF388	1/2 x 3/8
PLF389	1/2 x 1/2

Male Elbow



PART #	HOSE I.D. x M.I.P.
PLF372	1/4 x 1/8
PLF373	1/4 x 1/4
PLF374	5/16 x 1/8
PLF375	5/16 x 1/4
PLF370	3/8 x 1/8
PLF371	3/8 x 1/4
PLF376	3/8 x 3/8
PLF377	3/8 x 1/2
PLF378	1/2 x 1/2
PLF379	5/8 x 1/2
PLF381	3/4 x 3/4

Hose Barb Splicer



PART #	SIZE
PLF300	1/4
PLF301	3/8
PLF302	1/2
PLF303	5/8
PLF304	3/4
PLF305	5/16

PART #	SIZE
BFE100-2	1/8
BFA100-4	1/4
BFA100-6	3/8
BFA100-8	1/2

90° PIPE ELBOW

F x F



PART #	SIZE
BFA116-2	1/8
BFA116-4	1/4
BFA116-6	3/8
BFA116-8	1/2
BFA116-12	3/4

90° PIPE STREET ELBOW

M x F



PART #	SIZE
BFN112-2	1/8
BFN112-4	1/4
BFN112-6	3/8
BFN112-8	1/2
BFN112-12	3/4

CLOSE PIPE NIPPLE



PART #	SIZE
BFA29S-2	1/8
BFA29S-3	3/16
BFA29S-4	1/4
BFA29S-6	3/8
BFA29S-625	5/8
BFA29S-8	1/2
BFA29S-12	3/4

HOSE TO HOSE SPLICER



HOSE TO MALE PIPE

PART #	SIZE
BFA29-22	1/8 x 1/8
BFA29-24	1/8 x 1/4
BFA29-32	3/16 x 1/8
BFA29-34	3/16 x 1/4
BFA29-42	1/4 x 1/8
BFA29-44	1/4 x 1/4
BFA29-46	1/4 x 3/8
BFA29-48	1/4 x 1/2
BFA29-62	3/8 x 1/8
BFA29-64	3/8 x 1/4
BFA29-66	3/8 x 3/8
BFA29-68	3/8 x 1/2

PART #	SIZE
BFA29-612	3/8 x 3/4
BFA29-84	1/2 x 1/4
BFA29-86	1/2 x 3/8
BFA29-88	1/2 x 1/2
BFA29-812	1/2 x 3/4
BFA29-106	5/8 x 3/8
BFA29-108	5/8 x 1/2
BFA29-128	3/4 x 1/2
BFA29-1212	3/4 x 3/4
BFA29-1612	1 x 3/4
BFA29-1616	1 x 1



PART #	SIZE
BFA119-42	1/4 x 1/8
BFA119-62	3/8 x 1/8
BFA119-64	3/8 x 1/4
BFA119-82	1/2 x 1/8
BFA119-84	1/2 x 1/4
BFA119-86	1/2 x 3/8
BFA119-126	3/4 x 3/8
BFA119-128	3/4 x 1/2

FEMALE PIPE REDUCER



PART #	SIZE
BFA235	3/8 FLARE X 1/4 F
BFA236	3/8 FLARE X 3/8 F
BFA237	3/8 FLARE X 1/2 F
BFA256	1/4 FLARE X 1/4 M
BFA257	1/4 FLARE X 3/8 M
BFA263	3/8 FLARE X 1/4 M
BFA264	3/8 FLARE X 3/8 M
BFA265	3/8 FLARE X 1/2 M
BFA268	1/2 FLARE X 3/8 M
BFA269	1/2 FLARE X 1/2M
BFA276	3/4 FLARE X 3/4 M

FLARE PIPE ADAPTER



PART #	SIZE
BFA110-42	1/4 x 1/8
BFA110-62	3/8 x 1/8
BFA110-64	3/8 x 1/4
BFA110-82	1/2 x 1/8
BFA110-84	1/2 x 1/4
BFA110-86	1/2 x 3/8
BFA110-122	3/4 x 1/8
BFA110-124	3/4 x 1/4
BFA110-126	3/4 x 3/8
BFA110-128	3/4 x 1/2
BFA110-164	1 x 1/4
BFA110-166	1 x 3/8
BFA110-168	1 x 1/2
BFA110-1612	1 x 3/4

PIPE BUSHING

M x F



PART #	SIZE
BFA104-2	1/8
BFA104-4	1/4
BFA104-6	3/8
BFA104-8	1/2
BFA104-12	3/4

PIPE UNION



PART #	SIZE
BFN113-122	3/4 x 2
BFN113-415	1/4 x 1 1/2
BFN113-42	1/4 x 2
BFN113-425	1/4 x 2 1/2
BFN113-43	1/4 x 3
BFN113-435	1/4 x 3 1/2
BFN113-44	1/4 x 4
BFN113-46	1/4 x 6
BFN113-615	3/8 x 1 1/2
BFN113-62	3/8 x 2
BFN113-625	3/8 x 2 1/2
BFN113-63	3/8 x 3
BFN113-635	3/8 x 3 1/2
BFN113-64	3/8 x 4
BFN113-645	3/8 x 4 1/2
BFN113-65	3/8 x 5
BFN113-655	3/8 x 5 1/2

LONG PIPE NIPPLE



PART #	SIZE
BFN113-66	3/8 x 6
BFN113-815	1/2 x 1 1/2
BFN113-82	1/2 x 2
BFN113-825	1/2 x 2 1/2
BFN113-83	1/2 x 3
BFN113-835	1/2 x 3 1/2
BFN113-84	1/2 x 4
BFN113-85	1/2 x 5

PART #	SIZE
BFA120-22	1/8 x 1/8
BFA120-42	1/4 x 1/8
BFA120-44	1/4 x 1/4
BFA120-62	3/8 x 1/8
BFA120-64	3/8 x 1/4
BFA120-66	3/8 x 3/8
BFA120-82	1/2 x 1/4
BFA120-84	1/2 x 1/4
BFA120-86	1/2 x 3/8
BFA120-88	1/2 x 1/2
BFA120-128	3/4 x 1/2
BFA120-1212	3/4 x 3/4

FEMALE X MALE PIPE ADAPTER



PART #	SIZE
BFA122-2	1/8
BFA122-4	1/4
BFA122-6	3/8
BFA122-8	1/2
BFA122-12	3/4
BFA122-16	1

HEX PIPE NIPPLE

M x M



BARSTOCK FITTINGS

PART #	SIZE
BFA102-2	1/8
BFA102-4	1/4
BFA102-6	3/8
BFA102-8	1/2
BFA102-12	3/4

FEMALE PIPE CROSS



PART #	SIZE
BFP109-2	1/8
BFP109-4	1/4
BFP109-6	3/8
BFP109-8	1/2
BFP109-12	3/4

MALE SQUARE HEAD PIPE PLUG



PART #	SIZE
BFA103-2	1/8
BFA103-4	1/4
BFA103-6	3/8
BFA103-8	1/2
BFA103-12	3/4

PIPE COUPLING



PART #	SIZE
BFA123-42	1/4 x 1/8
BFA123-62	3/8 x 1/8
BFA123-64	3/8 x 1/4
BFA123-84	1/2 x 1/4
BFA123-86	1/2 x 3/8
BFA123-128	3/4 x 1/2

MALE HEX PIPE REDUCER



PART #	SIZE
BFA124-2	1/8
BFA124-4	1/4
BFA124-6	3/8
BFA124-8	1/2
BFA124-12	3/4

45° PIPE STREET ELBOW



PART #	SIZE
BFA101-2	1/8
BFA101-4	1/4
BFA101-6	3/8
BFA101-8	1/2
BFA101-12	3/4

FEMALE PIPE TEE



PART #	SIZE
BFA131-2	1/8
BFA131-4	1/4
BFA131-6	3/8
BFA131-8	1/2

MALE BRANCH PIPE TEE



PART #	SIZE
BFA127-2	1/8
BFA127-4	1/4
BFA127-6	3/8
BFA127-8	1/2

MALE STREET PIPE TEE





POLYETHYLENE TUBING POLY TUBING

Color	1/4"	3/8"	1/2"
	130 PSI	120 PSI	90 PSI
BLACK	PT100BK	PT300BK	PT800BK
BLUE	PT100BL	PT300BL	PT800BL
GREEN	PT100G	PT300G	PT800G
NATURAL	PT100N	PT300N	PT800N
RED	PT100R	PT300R	PT800R
YELLOW	PT100Y	PT300Y	PT800Y

HIGH PRESSURE NYLON POLY TUBING

Natural		Black	
PTN100N	1/4" OD	PTN100BK	1/4" OD
PTN300N	3/8" OD	PTN300BK	3/8" OD
PTN800N	1/2" OD	PTN800BK	1/2" OD

CALL FOR PRICE!

- 375 PSI
- 100' ROLL

- 3/8 OD
- 1/4 ID

- 1/4 OD
- .17 ID

- 1/2 OD

COIL TUBING FOAMY HOSE

THIS COIL TUBING COMES WITH FITTINGS



1/4" 25 FEET

3/8" 25 FEET

CT2504BWF	Blue	CT2506BWF	Blue
CT2504CWF	Clear/Blue Tint	CT2506CWF	Clear/Blue Tint
C2504GWF	Hot Green	CT2506GWF	Hot Green
CT2504RWF	Red	CT2506RWF	Red
CT2504YWF	Yellow	CT2506YWF	Yellow
		CT2506PWF	Purple

5/16" 25 FEET

CT2505BWF	Blue
CT2505CWF	Clear
C2505GWF	Hot Green
CT2505YWF	Yellow



REPLACEMENT FITTINGS

CTF44S 1/4 CT x 1/4M SWIVEL
CTF56S 5/16 CT x 3/8M SWIVEL
CTF64S 3/8 CT x 1/4M SWIVEL
CTF66S 3/8 CT x 3/8M SWIVEL

POLY FLEX FOAMY BRUSH HOSE



FOAMY BRUSH BULK HOSE

50' OR MORE

* 3/8 - 500' per reel

HPF06Y*	3/8 Yellow Poly Flex
HPF06R*	3/8 Red Poly Flex
HPF06B*	3/8 Blue Poly Flex
HPB04H	1/4 Clear Poly Braid
HPB06H	3/8 Clear Poly Braid
HPB08H	1/2 Clear Poly Braid



FOAMY HOSE ASSEMBLY

- AVAILABLE IN RED BLUE OR YELLOW
- 3/8 x 15' long
- 3/8 male permanent end with 3/8 brass swivel
- Clear hose guard on one end for longer hose life

Part #	Color
HA156FBL1443	Blue
HA156FY1443	Yellow
HA156FR1443	Red

PARKER FAST & TIGHT FITTINGS



Straight Male Connectors



FT4MC2	1/4T X 1/8 MALE
FT4MC4	1/4T X 1/4 MALE
FT6MC4	3/8T X 1/4 MALE
FT6MC6	3/8T X 3/8 MALE
FT6MC8	3/8T X 1/2M
FT8MC4	1/2T X 1/4 MALE
FT8MC6	1/2 T X 3/8 MIP
FT8MC8	1/2 T X 1/2 MIP

Male Elbows



FT4ME2	1/4 T X 1/8 MALE
FT4ME4	1/4 T X 1/4 MALE
FT4ME6	1/4 T X 3/8 MALE
FT6ME4	3/8 T X 1/4 MALE
FT6ME6	3/8 T X 3/8 MALE
FT6ME8	3/8 T X 1/2 MALE
FT8ME4	1/2T X 1/4 MIP
FT8ME6	1/2 T X 3/8 MIP
FT8ME8	1/2 T X 1/2 MIP

Female Elbows



FT6FE6	3/8T X 3/8 F
FT8FE6	1/2 T x 3/8 F

Union Connectors



FT4UC4	1/4 T X 1/4 T
FT6UC4	3/8 T X 1/4 T
FT6UC6	3/8 T X 3/8 T
FT8UC6	1/2T X 3/8T
FT8UC8	1/2 T X 1/2 T

Straight Female Connectors



FT4FC4	1/4T X 1/4 F
FT6FC4	3/8T X 1/4 F
FT6FC6	3/8T X 3/8 F
FT8FC6	1/2 X 3/8 F

Union Tee



FT4TU4	1/4 T X 1/4 T X 1/4 T
FT6TU6	3/8 T X 3/8 T X 3/8 T
FT8TU6	1/2 T X 1/2 T X 3/8 T
FT8TU8	1/2 T X 1/2 T X 1/2 T

Male Branch Tee



FT4MT4	1/4 T X 1/4 MALE
FT6MT4	3/8 T X 1/4 MALE
FT6MT6	3/8 T X 3/8 MALE

NUT/SLEEVE FITTINGS

Male Elbows



HF0305	3/8"
HF0306	3/8" x 1/4"
HF0311	1/4"
HF0313	1/4" x 1/8"

Nut and Sleeve Fittings



HF0314	1/4" O.D.
HF0315	3/8" O.D.
HF0319	1/2" O.D.

Sleeve Only



HF0316	For 1/4" Tube
HF0317	For 3/8" Tube

NUT/SLEEVE FITTINGS

Union Connectors



HF0302	3/8"
HF0309	1/4"
HF0323	1/2"

Branch Tees



HF0308	1/4"
HF0322	1/4" x 1/4" x 1/8" M

Male Connectors



HF0303	3/8"
HF0304	3/8" x 1/4"
HF0310	1/4"
HF0312	1/4" x 1/8"
HF0324	3/8" x 1/8"
HF0328	1/2"

PVC FITTINGS



HF0330	3/8" H x 1/2" MIP
HF0335	1/2" H x 1/2" MIP

SYNFLEX HOSE BLACK HYDRAULIC HOSE



The Synflex Brand has been around for decades and is an industry leader. Synflex hose and tubing offers customers flexibility, durability, abrasion resistance, lighter weight materials, superior chemical resistance, extended product performance, and much more!



1,000- 3,000 psi (67-207 bar) Working Pressure

Meets SAE 100R7 Specifications

Construction:

- Black Polyurethane cover, Spiraled or braided synthetic fiber reinforcement, Nylon-lined core tube

Applications:

- General Hydraulics, High pressure gas transfer, Chemical transfer

Feature Description:

- Temperature Range: -40° to 212° F (-40° C - 100° C), Low Elongation

REUSABLE HOSE FITTINGS

For Synflex 100R7
Thermoplastic Hose

SYNFLEX 3130 100R7

PART #	NOMINAL I.D.	MAX O.D.	MAX PSI
HOS3130-04	1/4		3,000
HOS3130-06	3/8	.662	2,250
HOS3130-08	1/2	.818	2,000
HOS3130-12	3/4	1.069	1,250

PART #	SIZE
HF0130	3/8"
HF0132	1/4"
HF0134	1/2"



SYNFLEX HOSE ORANGE HYDRAULIC HOSE



1,000- 3,000 psi (67-207 bar) Working Pressure

Meets SAE 100R7 Specifications

Construction:

- Non-conductive marking and color code
- Orange Polyurethane Non-perforated cover
- Braided synthetic fiber reinforcement
- Nylon-lined core tube

Applications:

- General Hydraulics
- High pressure gas transfer
- Chemical transfer

Feature Description:

- Temperature Range: -40° to 212° F (-40° C - 100° C)
- Low Elongation
- Best Value 100R7 hose

PART #	NOMINAL I.D.	MAXIMUM O.D.	MAX PSI
HOS3740-06	3/8	.664	2,250
HOS3740-08	1/2	.817	2,000

**SYNFLEX SWAGING TOOLS
SWAGER AND CRIMPERS**



Designed to Attach Synflex Permanent Couplings to Synflex Hose

- Synflex swaging equipment produces smooth, uniform coupling surfaces, without raised edges or ridges common in other coupling methods.
- Complete range of coupling swaging pushers and dies, up to -16 size are ordered separately.
- Portable hand operated machine for field assembly
- Frame can be attached to bench vise or directly to a table with separate mounting bracket
- Weight: 8 lbs (3.6 kg)



HAND SWAGING TOOL

SU4530



HYDRAULIC DIE & PUSHER



PART #	DESCRIPTION	SIZE
SUP005	Pusher, 3/8 in MPX JIC Hydraulic	3/8"
SUP006	Pusher, 3/8 in MP Swivel Hydraulic	3/8"
SUP008	Pusher, 1/2 in Male, JIC Hydraulic	1/2"
SUP009	Pusher, 1/2 in MP & MSW Hydraulic	1/2"
SUP011	Pusher, 3/4 in MPX JIC Hydraulic	3/4"
SUP012	Pusher, 3/4 in MP Swivel Hydraulic	3/4"
SUP012F	Pusher, 3/4 F Hydraulic	3/4"
SUP015	Pusher, 3/8 in Female, Hydraulic	3/8"
SUP016	Pusher, 1/2 in Female, Hydraulic	1/2"
SUD304	Die, 1/4 in Hydraulic	1/4"
SUD306	Die, 3/8 in Hydraulic	3/8"
SUD308	Die, 1/2 in Hydraulic	1/2"
SUD312	Die, 3/4 in Hydraulic	3/4"

SYNFLEX HYDRAULIC SWAGE FITTINGS



MALE PIPE RIGID

PART #	DESCRIPTION	HOSE I.D.	PIPE SIZE
SU0404MB	Swage Fit 1/4 in H X 1/4 in M	1/4"	1/4"
SU0604MB	Swage Fit 3/8 in H X 1/4 in M	3/8"	1/4"
SU0606MB	Swage Fit 3/8 in H X 3/8 in M	3/8"	3/8"
SU0808MB	Swage Fit 1/2 in H X 1/2 in M	1/2"	1/2"
SU1212MB	Swage Fit 3/4 in H X 3/4 in M	3/4"	3/4"



MALE PIPE SWIVEL

PART #	DESCRIPTION	HOSE I.D.	PIPE SIZE
SU0404MC	Swage Fit 1/4 in H X 1/4 in M Swivel	1/4"	1/4"
SU0606MC	Swage Fit 3/8 in H X 3/8 in M Swivel	3/8"	3/8"
SU0808MC	Swage Fit 1/2 in H X 1/2 in M Swivel	1/2"	1/2"
SU1212MC	Swage Fit 3/4 in H X 3/4 in M Swivel	3/4"	3/4"



30° INVERTED FLARE NPSM

PART #	DESCRIPTION	HOSE I.D.	PIPE SIZE
SU0606IF	Swage Fit 3/8 in H X 3/8 in NPSM	3/8"	3/8"
SU0808IF	Swage Fit 1/2 in H X 1/2 in NPSM	1/2"	1/2"



FEMALE SWIVEL JIC 37°

PART #	DESCRIPTION	HOSE I.D.	PIPE SIZE
SU0606NJ	Swage Fit 3/8 in H X 3/8 in M	3/8"	3/8"
SU0808NJ	Swage Fit 1/2 in H X 1/2 in M	1/2"	1/2"
SU1212NJ	Swage Fit 3/4 in H X 3/4 in M	3/4"	3/4"



MALE RIGID JIC 37°

PART #	DESCRIPTION	HOSE I.D.	PIPE SIZE
SU0606MJ	Swage Fit 3/8 in H X 3/8 in M JIC	3/8"	3/8"
SU0808MJ	Swage Fit 1/2 in H X 1/2 in M JIC	1/2"	1/2"
SU1212MJ	Swage Fit 3/4 in H X 3/4 in M JIC	3/4"	3/4"



90 SHORT BENT TUBE FEMALE SWIVEL-JIC 37°

PART #	DESCRIPTION	HOSE I.D.	PIPE SIZE
SU1212BT	Swage Fit 3/4 in H X 3/4 in FJIC 90S	3/4"	3/4"



Thread Sealant
4oz

DD49494

Teflon Tape

1/2" x 520"

BFAT520



STANDARD COIL LENGTH -

3/16" to 1/2" - 300
5/8" to 1" - 200
1 1/4" to 2" - 100

PART #	NOMINAL I.D.	NOMINAL O.D.	NOMINAL WALL	MAX. WORKING PRESS AT 70° F
HPB03H	3/16"	3/8"	3/32"	250 PSI
HPB04H	1/4"	7/16"	3/52"	250 PSI
HPB05H	5/16"	17/32"	7/64"	250 PSI
HPB06H	3/8"	19/32"	7/64"	225 PSI
HPB08H	1/2"	3/4"	1/8"	200 PSI
HPB10H	5/8"	57/64"	1/8"	200 PSI
HPB12H	3/4"	11/32"	9/64"	150 PSI
HPB16H	1"	15/16"	15/32"	125 PSI
HPB20H	1 1/4"	1 5/8"	3/16"	100 PSI
HPB24H	1 1/2"	1 15/16"	7/32"	100 PSI
HPB32H	2"	2 1/2"	15/64"	75 PSI

REINFORCED CLEAR HEAVY WALL POLYBRAID HOSE



REINFORCED CLEAR EXTRA HEAVY WALL POLYBRAID HOSE



STANDARD COIL LENGTH -

1/8" to 1/2" - 300
5/8" to 1" - 200
1 1/4" to 2" - 100

PART #	NOMINAL I.D.	NOMINAL O.D.	NOMINAL WALL	MAX. WORKING PRESS. AT 70° F	EXTRA HEAVY WALL
HPB02X	1/8"	21/64"	3/32"	350 PSI	
HPB03X	3/16"	13/32"	7/64"	350 PSI	
HPB04X	1/4"	1/2"	1/8"	350 PSI	
HPB05X	5/16"	9/16"	1/8"	275 PSI	
HPB06X	3/8"	5/8"	1/8"	275 PSI	
HPB08X	1/2"	13/16"	5/32"	250 PSI	
HPB10X	5/8"	1"	3/16"	225 PSI	
HPB12X	3/4"	1 1/8"	3/16"	200 PSI	
HPB16X	1"	1 3/8"	3/16"	150 PSI	
HPB20X	1 1/4"	1 3/4"	1/4"	125 PSI	
HPB24X	1 1/2"	2"	1/4"	100 PSI	
HPB32X	2"	2 1/2"	1/4"	75 PSI	



EXELON TUBING

1/2" I.D. 1/8" Wall

Surgical Grade Silicon Tubing

Perfect for flexible Foam Brush Hoses

HCVE08

NON-REINFORCED CLEAR VINYL FLEXIBLE TUBING

STANDARD COIL LENGTH -

1 1/4" AND UP - 50'
ALL OTHER SIZES - 100'



PART #	NOMINAL I.D.	NOMINAL O.D.	NOMINAL WALL	MAX. WORKING PRESS. AT 70° F
HCV02H	1/8"	1/4"	1/16"	60 PSI
HCV03T	3/16"	1/4"	1/32"	50 PSI
HCV03H	3/16"	5/16"	1/16"	55 PSI
HCV03X	3/16"	3/8"	3/32"	60 PSI
HCV04T	1/4"	3/8"	1/16"	55 PSI
HCV04H	1/4"	7/16"	3/32"	58 PSI
HCV04X	1/4"	1/2"	1/8"	60 PSI
HCV05T	5/16"	7/16"	1/16"	50 PSI
HCV05H	5/16"	1/2"	3/32"	55 PSI
HCV05X	5/16"	9/16"	1/8"	60 PSI
HCV06T	3/8"	1/2"	1/16"	45 PSI
HCV06H	3/8"	9/16"	3/32"	50 PSI
HCV06X	3/8"	5/8"	1/8"	55 PSI
HCV08T	1/2"	5/8"	1/16"	30 PSI
HCV08H	1/2"	11/16"	3/32"	40 PSI
HO0004C	1/2"	3/4"	1/8"	45 PSI
HCV10H	5/8"	13/16"	3/32"	35 PSI
HCV10X	5/8"	7/8"	1/8"	40 PSI
HCV12T	3/4"	1"	1/8"	35 PSI
HCV12H	3/4"	1 1/8"	3/16"	45 PSI
HCV12X	3/4"	1 1/4"	1/4"	40 PSI
HCV14H	7/8"	1 1/8"	1/8"	30 PSI

PART NUMBER	NOMINAL I.D.	NOMINAL O.D.	NOMINAL WALL	MAX. WORKING PRESS. AT 70° F
HCV14X	7/8"	1 1/4"	3/16"	35 PSI
HCV16T	1"	1 1/4"	1/8"	25 PSI
HCV16H	1"	1 3/8"	3/16"	30 PSI
HCV16X	1"	1 1/2"	1/4"	35 PSI
HCV20T	1 1/4"	1 1/2"	1/8"	20 PSI
HCV20H	1 1/4"	1 5/8"	3/16"	34 PSI
HCV20X	1 1/4"	1 3/4"	1/4"	40 PSI
HCV24H	1 1/2"	1 7/8"	3/16"	30 PSI
HCV24X	1 1/2"	2"	1/4"	35 PSI
HCV32X	2"	2 1/2"	1/4"	35 PSI

WIRE BRAID HOSE ASSEMBLY

Short Hose Assembly Special!

Swivel Saver & Whip Hoses

- All 1/4" hoses will have 1/4" male perm. ends
- All 3/8" hoses will have 3/8" male perm. ends
- Other ends are available at additional cost
- Specify Blue or Black hose



1 FT.	1/4 or 3/8 Goodyear Wire Braid Hose
2 FT.	1/4 or 3/8 Goodyear Wire Braid Hose
3 FT.	1/4 or 3/8 Goodyear Wire Braid Hose
4 FT.	1/4 or 3/8 Goodyear Wire Braid Hose
5 FT.	1/4 or 3/8 Goodyear Wire Braid Hose
6 FT.	1/4 or 3/8 Goodyear Wire Braid Hose
7 FT.	1/4 or 3/8 Goodyear Wire Braid Hose
8 FT.	1/4 or 3/8 Goodyear Wire Braid Hose
9 FT.	1/4 or 3/8 Goodyear Wire Braid Hose
10 FT.	1/4 or 3/8 Goodyear Wire Braid Hose
11 FT.	1/4 or 3/8 Goodyear Wire Braid Hose

WIRE BRAID HOSE ASSEMBLIES AND FITTINGS

SINGLE WIRE HOSE WITH MALE PERMANENT ENDS

AVAILABLE IN BLUE OR BLACK



**ADD 1.25
PER END FOR
PERMANENT
SWIVELS**

1/4 WIRE BRAID ASSEMBLY

12'	17'
13'	18'
14'	19'
15'	20'
16'	

FOR LENGTHS OVER 20'

1/4 BLACK
1/4 BLUE
3/8 BLACK
3/8 BLUE

3/8 WIRE BRAID ASSEMBLY

12'	17'
13'	18'
14'	19'
15'	20'

NYLON HOSE GUARDS

Guard your hose against corners!



PART #	SIZE
NGB0106	3/8"
NGB0121	1/4"
NGB0128	1/2"

PVC HOSE GUARDS



PART #	SIZE	COLOR
HF0800	3/8"	Black
HF0805	1/4"	Black
HF0810	1/2"	Black

SPIRAL HOSE GUARDS



SGX16	.50" ID X 66'
SGX20	.62" ID X 66'
SGX25	.75" ID X 66'
SGX32	.94" ID X 66'
SGX40	1.25" ID X 66'
SGX50	1.50" ID X 66'

Larger Sizes Available!

SPRING HOSE GUARDS

PART #	SIZE
HU0400SG	1/4"
HU0600SG	3/8"



STANDARD COIL LENGTH

1/4" to 1" - 100
1 1/4" to 3" - 50

PART #	NOMINAL I.D.	NOMINAL O.D.	NOMINAL WALL	MAX. WORKING PRESS. AT 70° F
HPS04	1/4"	29/64"	3/32"	150 PSI
HPS06	3/8"	39/64"	1/8"	100 PSI
HPS08	1/2"	47/64"	1/8"	100 PSI
HPS12	3/4"	11/32"	9/64"	70 PSI
HPS16	1"	1 19/64"	5/32"	70 PSI
HPS20	1 1/4"	1 39/64"	3/16"	70 PSI
HPS24	1 1/2"	1 55/64"	3/16"	50 PSI

REINFORCED

CLEAR PVC POLY SPRING HOSE



REINFORCED

CLEAR PVC X-HEAVY WALL POLY WIRE HOSE



STANDARD COIL LENGTH

1/4" to 1" - 100
1 1/4" to 3" - 50

PART #	NOMINAL I.D.	NOMINAL O.D.	NOMINAL WALL	MAX. WORKING PRESS. AT 70° F
HPW04X	1/4"	1/2"	1/8"	250 PSI
HPW06X	3/8"	5/8"	1/8"	150 PSI
HPW08X	1/2"	13/16"	5/32"	150 PSI
HPW10X	5/8"	1"	3/16"	150 PSI
HPW12X	3/4"	1 1/8"	3/16"	150 PSI
HPW16X	1"	1 3/8"	3/16"	100 PSI
HPW20X	1 1/4"	1 3/4"	1/4"	100 PSI

CRIMP FITTINGS

Male Pipe Rigid



HU0402MP	1/4" WB x 1/8" MIP
HU0404MB	1/4"
HU0406MB	1/4" WB x 3/8" MIP
HU0604MB	3/8" WB x 1/4" MIP
HU0606MB	3/8"
HU0608MB	3/8" WB x 1/2" MIP
HU0806MB	1/2" WB x 3/8" MIP
HU0808MB	1/2"
HU0812MB	1/2" WB x 3/4" MIP
HU1208MB	3/4" WB x 1/2" MIP
HU1212MB	3/4"
HU1612MB	1" WB x 3/4" MIP
HU1616MB	1"

Female Pipe Rigid

HU0404NB	1/4"
HU0606NB	3/8"
HU0608NB	3/8" WB x 1/2" Female
HU0808NB	1/2"
HU1212NB	3/4"
HU1616NB	1"



Male Pipe Swivel

HU0404MC	1/4" x 1/4"
HU0406MC	1/4" WB x 3/8"
HU0604MC	3/8" WB x 1/4"
HU0606MC	3/8" WB x 3/8"
HU0608MC	3/8" WB x 1/2"
HU0806MC	1/2" WB x 3/8"
HU0808MC	1/2" WB x 1/2"
HU1212MC	3/4" WB x 3/4"
HU1616MC	1" x 1"



Female JIC

HU0404NJ	1/4" Female 37°
HU0606NJ	3/8" Female 37°
HU0606NS	3/8" Female 45°
HU0808NJ	1/2" Female 37°



Male JIC

HU0404MJ	1/4" Male 37°
HU0606MJ	3/8" Male 37°
HU0606MS	3/8" Male 45°
HU0808MJ	1/2" Male 37°
HU1212MJ	3/4" Male 37°



Female Dead Swivel



HU0606NC	3/8"
HU0808FPX	1/2"

REUSABLE HOSE FITTINGS



Single Wire Braid

HF0112	1/4 H x 1/4 MIP
HF0114	3/8 H x 3/8 MIP
HF0145	1/4" x 1/4 MIP
HF0146	1/4"-SWIVEL x 1/4 MIP
HF0147	1/2" x 1/2 MIP
HF0150	3/8" x 3/8 MIP
HF0151	3/8" SWIVEL x 3/8 MIP
HF0152	3/8" x 1/4 MIP
HF0155	5/16" x 1/4 MIP
HF0157	3/4" x 3/4 MIP
HF0158	1" x 1" MIP

Double Wire Braid

HF0148	1/4"- 2 WIRE x 1/4 MIP
HF0162	3/8"- 2 WIRE x 3/8" MIP
HF0165	1/2"- 2 WIRE x 1/2" MIP
HF0168	3/4"- 2 WIRE x 3/4" MIP
HF0179	JIC SWIVEL FITTING 1/4"
HF0180	JIC SWIVEL FITTING 3/8"
HF0181	JIC SWIVEL FITTING 1/2"
HF0182	MALE PIPE SWIVEL 1/4"
HF0183	MALE PIPE SWIVEL 3/8"
HF0184	MALE PIPE SWIVEL 1/2"
HF0185	90 DEG JIC SWIVEL 1/4"
HF0186	90 DEG JIC SWIVEL 3/8"
HF0187	90 DEG JIC SWIVEL 1/2"



HF0145



HF0150

Adapters

HF0176	FEMALE PIPE SWIVEL ADAPTER 1/4"
HF0177	FEMALE PIPE SWIVEL ADAPTER 3/8"
HF0178	FEMALE PIPE SWIVEL ADAPTER 1/2"
HF0188	3/8" MALE BULKHEAD ADAPT.STEEL



PORTABLE CRIMPER



Parker introduces the new DE series crimpers. The DE crimpers simplify the gauging aspects of crimping, and the new pusher retraction stop reduces cycle time, speeding up the task of making hydraulic hose assemblies.

Strong yet lightweight top and bottom plates, improved one piece handle and base design and a new micrometer gauging mechanism are features that make this machine ideal for portable hose assembly. DE30's four strain rods reinforce precision and durability while color coded die sets make finding the right one a snap. This crimper is easily customized with a choice of optional pumps, dies and a die storage box.

- Compact, lightweight design makes transportation easy and convenient
- New micrometer gauging mechanism yields precise and infinitely variable crimp diameters
- 30 tons of crimping force
- Choice of pumps allows crimper to be run without electricity or on pneumatic power
- Dies are ordered separately, so choose only the dies you need
- One pusher plate serves all six die sets to reduce potential errors
- Four strain rods increase accuracy and durability

KRIMPDE30	Krimp Machine
KRIMPPUMP	Hydraulic Hand Pump
KRIMPPUMPAIR	Air Pump
↓ Split Ring Straight Crimp Dies ↓	
KRIMPDIE14	1/4" Die
KRIMPDIE38	3/8" Die
KRIMPDIE34	3/4" Die
KRIMPDIE12	1/2" Die
KRIMPDIE1	1" Die



TOUGH COVER ECONOMY HOSE

- Heavy Duty High Pressure Hose For Tough Wear
- Rated For 4,000 lbs.
- Textured Anti-Abrasion Cover For Longer Life!
- Available in BLACK, BLUE, GRAY & YELLOW!
- Comes with 3/8" MPT.

TOUGH COVER ECONOMY HOSE ASSEMBLIES

Size	Size	Size
2 ft.	10 ft.	18 ft.
3 ft.	11 ft.	19 ft.
4 ft.	12 ft.	20 ft.
5 ft.	13 ft.	21 ft.
6 ft.	14 ft.	22 ft.
7 ft.	15 ft.	23 ft.
8 ft.	16 ft.	24 ft.
9 ft.	17 ft.	25 ft.

TOUGH COVER ECONOMY HOSE BULK/REEL

Part #	Size	Color	PSI
HTC064BL	3/8"	Blue	4000
HTC064G	3/8"	Grey	4000
HTC063BK	3/8"	Black	3000
HTC04	1/4"	Black	3000

HIGH PRESSURE HOSE

SINGLE WIRE BRAID

Temperate rated at -20°F - 250°F

1/4"	H00087	Black	3000 PSI	500 FT	86 lbs.
	H00087PR	Purple	3000 PSI	500 FT	86 lbs.
	H00087BL	Blue	3000 PSI	500 FT	86 lbs.

3/8"	H00088	Black	3000 PSI	300-500 FT	76-127 lbs.
	H00088G	Grey	3000 PSI	300-500 FT	76-127 lbs.
	H00088BL	Blue	3000 PSI	300-500 FT	76-127 lbs.
	H00088PR	Purple	3000 PSI	500 FT	128 lbs.
	H00088R	Red	3000 PSI	500 FT	128 lbs.
	H00088Y	Yellow	3000 PSI	500 FT	128 lbs.

1/2"	H00091	Black	2000 PSI	500 FT	173 lbs.
	H00091BL	Blue	2000 PSI	500 FT	173 lbs.

3/4"	H00092	Black	1250 PSI	250 FT	119 lbs.
------	--------	-------	----------	--------	----------

5/16"	H00085	Black	2500 PSI	300-550 FT	104 lbs.
-------	--------	-------	----------	------------	----------

1"	H00096	Black	1000 PSI	250 FT	186 lbs.
----	--------	-------	----------	--------	----------

DOUBLE WIRE BRAID

Temperate rated at -20°F - 250°F

1/4"	H00086	Black	5000 PSI	250 FT	69 lbs.
------	--------	-------	----------	--------	---------

3/8"	HO0089	Black	4000 PSI	250 FT	98 lbs.
------	--------	-------	----------	--------	---------

1/2"	HO0090	Black	3000 PSI	250 FT	114 lbs.
------	--------	-------	----------	--------	----------

3/4"	H00094	Black	2250 PSI	250 FT	175 lbs.
------	--------	-------	----------	--------	----------

1"	H00097	Black	2000 PSI	250 FT	225 lbs.
----	--------	-------	----------	--------	----------

RUBBER FIBER BRAID

Temperate rated at -10°F - 158°F

1/4"	H00081	Black	1200 PSI	500 FT	70 lbs.
------	--------	-------	----------	--------	---------

3/8"	H00082	Black	1200 PSI	500 FT	106 lbs.
------	--------	-------	----------	--------	----------



INSTA-GRIP HOSE

Low Pressure Foamy Brush



500' Reel

PRODUCT INFORMATION

- Push-on fitting hose construction for EASY on-site installation
- Field repairable. No special tools needed
- 300 PSI working pressure in all sizes with 4:1 minimum safety factor
- Class "A" resistant tube
- One braid of high strength synthetic yarn laid at the most effective angle for maximum strength & coupling holding ability



Product #	Size	Color
GYI04BK	1/4	BLACK
GYI04BL	1/4	BLUE
GYI04GR	1/4	GREEN
GYI04R	1/4	RED
GYI06BK	3/8	BLACK
GYI06BL	3/8	BLUE
GYI06G	3/8	GRAY
GYI06GR	3/8	GREEN
GYI06R	3/8	RED
GYI08BK	1/2	BLACK
GYI08BL	1/2	BLUE
GYI08R	1/2	RED
GYI12BK	3/4	BLACK
GYI12BL	3/4	BLUE
GYI12R	3/4	RED

PLIOVIC® HOSE



Reel: 750'
up to 1/2"; 3/4" - 1" 450'

PRODUCT INFORMATION

- More flexible and lighter in weight than standard rubber hose making it easier to handle and maneuver
- Remains flexible at -10° F and withstands temperatures up to 150° F
- Class "B" resistance
- Reinforced with high strength Vytacord® fabric
- 250 PSI working pressure. 4:1 safety factor



Product #	Size	Color
GYP04BK	1/4	BLACK
GYP04BL	1/4	BLUE
GYP04R	1/4	RED
GYP04Y	1/4	YELLOW
GYP06BK	3/8	BLACK
GYP06BL	3/8	BLUE
GYP06R	3/8	RED
GYP06Y	3/8	YELLOW
GYP08BK	1/2	BLACK
GYP08BL	1/2	BLUE
GYP08R	1/2	RED
GYP08Y	1/2	YELLOW
GYP12BL	3/4	BLUE
GYP12R	3/4	RED
GYP16BL	1"	BLUE
GYP16R	1"	RED

THIS HOSE SOLD IN 50' INCREMENTS ONLY

Hose Clamps



CL0105

Part #	Size	Part #	Size
CL0100	7/32-5/8	CL0125	1 1/16-1 1/2
CL0105	7/16-11/16	CL0130	7/8-1 3/4
CL0110	7/16-7/8	CL0135	1 1/16-2
CL0112	Wideband 3/8-7/8 SS	CL0140	1 5/16-2 1/4
CL0115	1/2-11/16	CL0145	1 9/16-2 1/2
CL0120	9/16-11/4	CL0150	1 13/16-2 3/4

POWER CLEAN Bulk Wash Hose

Heavy Duty for high pressure hot & cold cleaning. Smooth Cover. High tensile reinforcement.



Reel Size
300'

Part #	Wire	Color	Nom. I.D.	Nom. O.D.	Max. PSI
GHPC2225	1	BLACK	3/8	.68	4000
GHPC2400	1	BLACK	1/4	.53	3500
GHPC2402	1	BLACK	3/8	.68	3000
GHPC2404	1	BLUE	3/8	.68	3000
GHPC2407	2	BLACK	3/8	.74	5000
GHPC2408	1	BLACK	1/2	.80	2500
GHPC2410	2	BLACK	1/4	.59	6000
GHPC2419	1	BLUE	1/4	.53	3000
GHPC2426	2	BLACK	1/2	.86	4000

SOLD IN INCREMENTS OF 50' ONLY

ADAPTA FLEX

General Purpose Air & Water Hose. Great as a foam brush hose. EPDM tube suitable for wide variety of chemicals.

Reel Size
500'-700'



Part #	COLOR	Nominal I.D.	Nominal O.D.	Max. PSI
GHAF1322	RED	3/8	.66	250
GHAF1331	RED	1/2	.81	250
GHAF1413	BLACK	1/2	.81	200



SOLD IN INCREMENTS OF 50' ONLY



Reel Size
500'-700'



DURO FLEX

Oil Resistant hose. Excellent for Hydraulic return lines.

Part #	Color	Nominal I.D.	Nominal O.D.	Max. PSI
GHDF0002	RED	1/4	.47	250
GHDF0006	RED	3/8	.66	250
GHDF0008	RED	1/2	.81	250
GHDF0012	RED	3/4	1.15	250

SOLD IN INCREMENTS OF 50' ONLY

Reel Size 500'-700'

Part #	Color	Nominal I.D.	Nominal O.D.	Max. PSI
GHPP0144	BLUE	3/8	.68	300
GHPP0145	BLUE	1/2	.81	300
GHPP0184	BLACK	3/8	.68	300
GHPP0334	RED	3/8	.68	300

SOLD IN INCREMENTS OF 50' ONLY

PYTHON PLUS PUSH-LOCK HOSE

For use with Push-lock barb fittings. For water, chemical solutions, foam brush, anti-freeze solutions & more.



ALL GATES HOSE SOLD IN 50' INCREMENTS ONLY

CUSH-A-CLAMP®

CUSH-A-CLAMP® channel mounted clamping systems are ideal for multiple line runs, while absorbing shock and vibration, reducing unwanted noise and preventing galvanic corrosion.

THE CLAMP

Features a unique shoulder stud which is securely fastened to one clamp half. This "Controlled Squeeze" design eliminates over-tightening and rotation while a nylon-insert nut assures a positive lock. Clamps are available in steel (with electro-dichromate finish) and stainless steel. Fits any standard 1-5/8" wide channel.



THE CUSHION

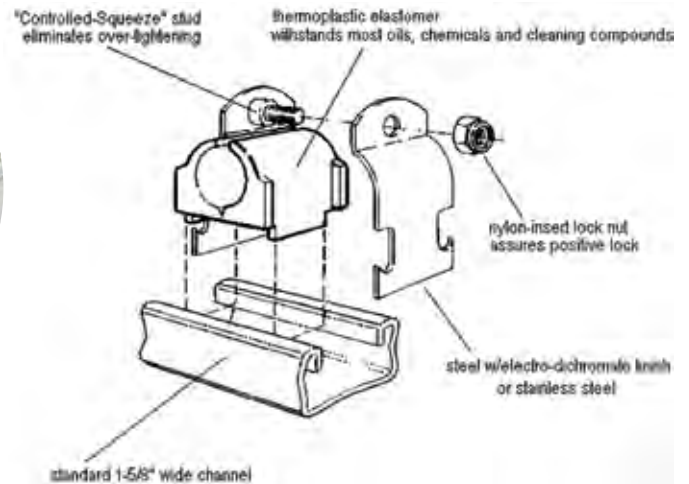
Manufactured from a thermoplastic elastomer, it's built tough to withstand the effects of most oils, chemicals and industrial cleaning compounds, in temperatures from -50° F to 275° F. A patented "Living Hinge" allows the cushion to be spread apart for quick, easy installation. Interlock edges and channel locator legs insure that the cushion remains in place.

WIDE SIZE RANGE

Available in tube sizes from 1/4" to 6-1/8", pipe sizes from 1/4" to 6". Special sizes available by request.

INSTALLATION

One man, one tool time savings. Retrofits can be added without disassembling your present system.



CLAMP & CUSHION ASSEMBLIES FOR Hose & Pipe (Not Copper)

Part #	ID	OD	Material
CL09N012	1/4"	.54"	Zinc
CL11N014	3/8"	.67"	Zinc
CL14N018	1/2"	.84"	Zinc
CL17N022	3/4"	1.05"	Zinc
CL09NS012	1/4"	.54"	Stainless Steel
CLS11NS014	3/8"	.67"	Stainless Steel
CLS14NS018	1/2"	.84"	Stainless Steel
CLS17NS022	3/4"	1.05"	Stainless Steel

CLAMP & CUSHION ASSEMBLIES FOR Tubing Types or Copper Water Pipe

Part #	Tubing OD	Copper Nominal	Material
CL04T008	1/4"	-	Zinc
CL06T010	3/8"	1/4"	Zinc
CL08T012	1/2"	3/8"	Zinc
CL10T014	5/8"	1/2"	Zinc
CL12T016	3/4"	5/8"	Zinc
CL14T018	7/8"	-	Zinc
CL16T020	1"	-	Zinc
CL18T022	1 1/8"	-	Zinc
CLS04NS008	1/4"	-	Stainless Steel
CLS06NS010	3/8"	1/4"	Stainless Steel
CLS08NS012	1/2"	3/8"	Stainless Steel
CLS10NS014	5/8"	1/2"	Stainless Steel
CLS12NS016	3/4"	5/8"	Stainless Steel
CLS14NS018	7/8"	1/2"	Stainless Steel
CLS16NS020	1"	-	Stainless Steel
CLS18NS022	1 1/8"	-	Stainless Steel
CLS20NS024	1 1/4"	-	Stainless Steel

OMEGA SERIES®

OMEGA SERIES® clamp assembly retains, guides, protects and uniformly spaces line runs. Attached with 2 standard fasteners to any flat surface, eliminates the use of special channels. Lines are rigid and look neat.

THE CLAMP

Available in steel (with electrochromate finish), and stainless steel.

THE CUSHION

Manufactured from a thermoplastic elastomer, it's built tough to withstand the effects of most oils, chemicals and industrial cleaning compounds, in temperatures from -50° F to 275° F. Interlock edge insures the cushion remains in place.





Part #	Tubing OD	Copper Nominal	Material
CL04M007	1/4	-	Steel
CL06M008	3/8	-	Steel
CL08M011	1/2	1/4	Steel
CL10M013	5/8	3/8	Steel
CL12M015	3/4	-	Steel
CL14M017	7/8	1/2	Steel
CL16M019	1"	-	Steel
CL18M020	-	3/4	Steel
CLS04MS007	1/4	-	Stainless Steel
CLS06MS008	3/8	-	Stainless Steel
CLS08MS011	1/2	1/4	Stainless Steel
CLS10MS013	5/8	3/8	Stainless Steel
CLS12MS015	3/4	-	Stainless Steel
CLS14MS017	7/8	1/2	Stainless Steel
CLS16MS019	1"	-	Stainless Steel
CLS18MS020	-	3/4	Stainless Steel

Part #	Size	Material
CLUB08PA	1/2	Galvanized
CLUB12PA	3/4	Galvanized
CLUB16PA	1"	Galvanized
CLUB20PA	1 1/4	Galvanized
CLUB24PA	1 1/2	Galvanized
CLUB32PA	2"	Galvanized
CLUBS08PA6	1/2	Stainless Steel
CLUBS12PA6	3/4	Stainless Steel
CLUBS16PA6	1"	Stainless Steel
CLUBS20PA6	1 1/4	Stainless Steel
CLUBS24PA6	1 1/2	Stainless Steel
CLUBS32PA6	2"	Stainless Steel

ALPHA SERIES®

Designed for the tough jobs, the Alpha SERIES® U-Bolt Assembly secures pipe runs to any flat surface. The cushion design provides total load distribution, allowing the U-bolt to become a full contact hanger, eliminating knife edge loading.

The U-bolt traps & secures the cushion in place to prevent lateral movement, while nylon insert locknuts provide a positive lock.



CUSH-A-CLIP®

CUSH-A-CLIP®

Another new clamping concept.

A simple, economical, lightweight hanger for supporting tubing. Manufactured from black nylon. One piece design makes installation a snap! Temperatures from -40° F to 275° F. Secure but non-tightening design allows for expansion, greatly reducing joint fractures.

Part #	Size
CLRPC6	3/8
CLRPC8	1/2
CLPRC10	5/8
CLRPC12	3/4
CLRPC14	7/8
CLRCP18	1 1/8

DWYER FLOWMETER

- Designed to regulate or register flow rate of liquid product.
- Acrylic plastic body.
- Maximum pressure up to 100 PSI.
- Metal mounting inserts tapped with 10/32" thread.
- Maximum Temperatures up to 120° F.



ADJUSTABLE	
VL0150	.6 - 5 GPH
VL0200	2-10 GPH
VL0275	3-20 GPH
NON-ADJUSTABLE	
VL0100	2-10 GPH
VL0250	3-20 GPH
VL0300	8-40 GPH

FLOWMETER Panel Mount

For accurate control of liquids or air. Great for Soap or Wax lines and RO systems. Constructed of solid acrylic meter bodies with stainless steel internals and printed scales. Can be mounted direct or panel mounted. Choice of adjustable or non-adjustable. Maximum temperatures up to 110° F. Maximum pressure up to 120 PSI.

1/2" MPT
.5 - 5.0 GPM

Non-Adjustable

BWF55500L

Adjustable

BWF55500LA



ELECTRIC BARREL MIXER

The only 100% SS mixer designed for the car wash



CH1010

CONTROL UNIT



Lid off
With probe

110 Volt

CH1030

- Circuit board operates off of 24VAC after incoming 120V passes through a 20VA step down transformer
- Relay is triggered by 24VAC from board, which is tied

into probe unit switching the 120V incoming power to the pump

- Detergent concentrate setting lower right
- Setting with a good powder detergent between 0 and 55
- Unit has on/off switch to activate board
- Power and pump light indicators on top of case
- 2 red lugs on terminal are C & H pump lines



Lid on

CONTROL PROBE

Probe only

CH1045



Dual Eductor HYDROMINDER



IN511E

Meets same backflow regulations

Wider dilution range
(25 available metering tips vs. 14 for the 511)

Most of the same proven performance components (water valve, ball valve, float assembly, "z" bracket)

Reduced/simpler service -no more atmospheric vacuum breakers to repair/replace

HYDROMINDERS

For a Constant Supply of Chemical Solution.

Keep your reservoir ready at all times with accurately mixed solution. No pouring, stirring or waiting. When solution level drops in reservoir, float ball activates a non electric magnetic valve. The water flow through your Hydrominder siphons liquid



IN511

chemical through a metering tip and automatically maintains level of ready-to-use solution. Self contained and self controlled. Easily installed.

Hydrominders

Part #	Description
IN502	Water Valve
IN506	Low volume (4.5 GPM)
IN507	Same as 506 without mounting bracket
IN511	Low volume unit with Siphon Breaker (4.5 GPM)
IN515	Low volume unit w/ Siphon Breaker & Mounting Bracket (1.5 GPM)
IN525	Medium volume (9.5 GPM)
IN530	Medium volume with Siphon Breaker (9.5 GPM)
IN561	Medium-high volume (16.0 GPM)
IN562	Medium-high volume with Siphon Breaker
IN151	Dual Chemical Kit

FOOT VALVES

Blue foot valve
Viton

Gray foot valve
EPDM



IN250020



IN250100

High Volume Hydrominders

Part #	Siphon Breaker	Mounting Bracket	GPM @ 40 PSI	Weight (lbs.)
IN563	YES	YES	25	11
IN564	NO	YES	25	10

Water Valves

Part #	Mounting Bracket	GPM @ 40 PSI	Weight (lbs.)
IN572	YES	35+	9
IN573	NO	35+	5

HYDROMINDER MODELS



IN506



IN572



IN511

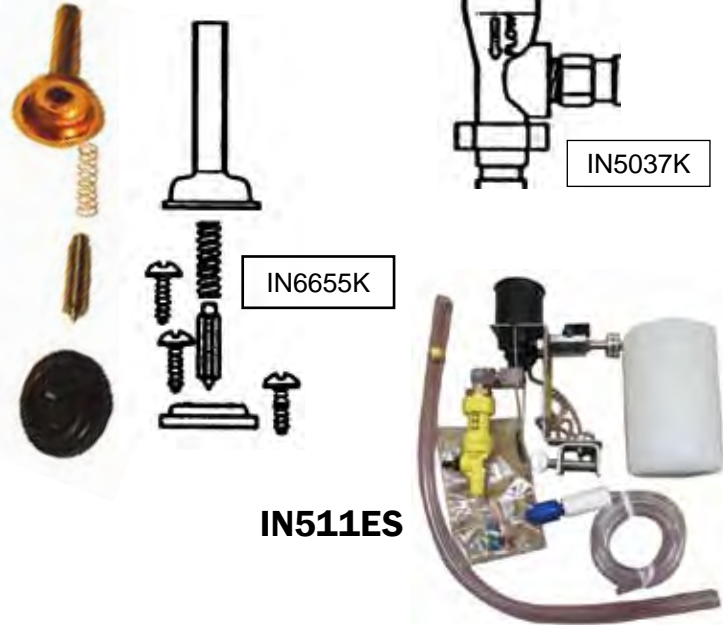


IN530

HYDROMINDER DILUTION CHART

MODEL COLOR	MODEL 506/511	MODEL 515	MODEL 525/530	MODEL 546/551	MODEL 560/561
No Tip	4/1	1/1	4/1	6/1	10/1
Gray	5/1	1.2/1	6/1	10/1	20/1
Black	6/1	2/1	10/1	20/1	30/1
Beige	8/1	4/1	20/1	32/1	64/1
Red	17/1	6/1	35/1	48/1	128/1
White	23/1	9/1	52/1	67/1	144/1
Blue	25/1	10/1	55/1	96/1	173/1
Tan	36/1	13/1	70/1	144/1	218/1
Green	48/1	21/1	100/1	176/1	306/1
Orange	64/1	26/1	140/1	234/1	424/1
Brown	75/1	30/1	160/1	296/1	768/1
Yellow	90/1	38/1	190/1	416/1	896/1
Purple	120/1	50/1	250/1	596/1	930/1
Pink	240/1	100/1	530/1	1024/1	1024/1

Valve parts kit



IN5037K

IN6655K

IN511ES

HYDROMINDER REPAIR PARTS AND KITS

ACTUATOR ASSEMBLY

For Models 572, 573



IN10091907

EDUCTOR KIT

For Models 545, 550



IN5083K

DIAPHRAGM

For Models 545, 550



IN5078E

MAGNET KIT

For Models 506, 511, 530



IN5051K

DISCHARGE TUBE

2' Assembly



IN5057-A

Part #	Description
IN505600	Street elbow 1/4" 525, 530
IN5207K	Magnet parts kit for 530 & 545

HYDROMINDER REPAIR PARTS AND KITS

VALVE PARTS KIT

For Models 506, 511, 530, 545



IN6655K

FLOAT & CHAIN ASSY.

For All Models



IN5043-A

METERING TIP KIT

For All Models (Threaded)



IN690015

DIAPHRAGM

For Models 506, 511, 530



IN665500

SIPHON BREAKER

For 511



IN506300

SIPHON BREAKER

For 551, 561



IN507600

CLAMP RING



IN50937

INLET STRAINER

With Washer



IN238100

SUCTION TUBE ASSY.

9' With Foot Valve



IN50589A

PLASTIC VALVE BODY

For Models 506, 530



IN520000

EDUCTOR KIT

For Models 506, 511



IN5037K

BLACK SUCTION STUBS

For Models 506, 511



IN5037-4

CERAMIC WEIGHT

1/4 I.D. x 1/4 O.D.



IN250006

HIGH CONCENTRATE EDUCTOR KIT



IN440321

DIAPHRAGM KIT

For Models 561, 562 572, 573



IN10091906

ACTUATOR ASSY.

For Models 572, 573



IN10091907

BLUE FOOT VALVE

Viton For Soap and Wax



IN250020


GRAY FOOT VALVE

EPMD for white wall, butyl, alkalis



IN250100

MAGNET SPRING



IN503200

ELBOW

90° 1/4" FPT 525, 530



IN506000

Downstream FIXED CHEMICAL INJECTOR



Part #	Orifice	Port	GPM
IN7263P	2.1	3/8 M x 3/8 M	3-5
IN7264P	1.6	3/8 M x 3/8 M	5-8
IN7544P	2.3	3/8 F x 3/8 M	5-8

Downstream ADJUSTABLE CHEMICAL INJECTOR



Part #	Orifice	Port	GPM
IN7271P	1.6	3/8 M x 3/8 M	1-2
IN7273P	2.1	3/8 M x 3/8 M	3-5
IN7274P	2.3	3/8 M x 3/8 M	5-8
IN7546P	1.6	3/8 F x 3/8 M	1-2
IN7548P	2.1	3/8 F x 3/8 M	3-5
IN7549P	2.3	3/8 F x 3/8 M	3-5
IN2148P	2.3	3/8 M x 3/8 F	5-8

HYDRAFLEX CHEMICAL INJECTOR

- 3/8" NPT Stainless Steel Inlet and Outlet Ports.
- Rated to 1000 PSI and 175° F
- Teflon Body




Part #	Description	Nozzle Size	Color
IN118057	Single Barb 1 GPM	.057	Red
IN118070	Single Barb 2.2 GPM	.070	Orange
IN118083	Single Barb 2.3 GPM	.083	Grey
IN118086	Single Barb 2.5 GPM	.086	Blue
IN118098	Single Barb 4.0 GPM	.098	Green
IN129057	Dual Barb 1.0 GPM - 60°	.057	Red
IN129070	Dual Barb 2.2 GPM - 60°	.070	Orange
IN129083	Dual Barb 2.3 GPM - 60°	.083	Grey
IN129086	Dual Barb 2.5 GPM - 60°	.086	Blue
IN129098	Dual Barb 4.0 GPM - 60°	.098	Green
IN139057	Tri Barb 1.0 GPM - 60°	.057	Red
IN139070	Tri Barb 2.2 GPM - 60°	.070	Orange
IN139083	Tri Barb 2.3 GPM - 60°	.083	Grey
IN139086	Tri Barb 2.5 GPM - 60°	.086	Blue
IN139098	Tri Barb 4.0 GPM - 60°	.098	Green

B SERIES Injectors



Incorporates an externally adjustable, internal by-pass valve plus a chemical injection metering screw. It eliminates need of water flow nozzle bushings, extends flow range of injector and adapts easily to variations in liquid flow.



IN206B

Max Temp. 180° F.

ADJUSTABLE WATER FLOW

PART #	PIPE SIZE
IN202B	3/8
IN203B	3/8
IN204B	1/2
IN206B	3/4

**Metering tip model also available

C SERIES Injectors

Injectors have adjustable stainless steel metering screw for adjustments to chemical injection.



PART #	PIPE SIZE
IN2003C	1/8
IN200C	1/8
IN202C	1/4
IN203C	3/8
IN204C	1/2
IN206C	3/4
IN208C	1"

**Metering tip model also available

CAT INJECTORS

Adjustable



- Max PSI 3145
- 3/8 M x M
- Viton O-ring
- Max Temp 180° F
- SS Orifice



Part #	GPM	Orifice
PU07112	3-4	1.8 MM
PU07113	4-5	2.1 MM
PU07114	5-6	2.3 MM

CHEMICAL INJECTORS



Part #	Orifice
SUT60-1.8	1.8
SUT60-2.1	2.1
SUT60-2.4	2.4



Stainless Steel Chemical Injector

Stainless Steel Ball, Stainless Steel Nozzle, EPDM Elastomers

- 5500 PSI
- 190°F Max Temp
- 3/8" M Inlet/Outlet



Part #	Orifice	GPM	Hose Barb
GPP100075	1.45 mm	1.0 - 2.0	1/4"
GPP100093	2.1 mm	2.0 - 4.0	1/4"
GPP100074	2.2 mm	3.0 - 5.0	1/4"
GPP100076	2.5 mm	5.0 - 8.0	1/4"
GPP100541	2.1 mm	3.0 - 5.0	1/4" Dual

Stainless Steel Chemical Injector

Stainless Steel Ball, Stainless Steel Nozzle, Viton Elastomers

- 5500 PSI
- 190°F Max Temp
- 3/8" M Inlet/Outlet



Part #	Orifice	GPM	Hose Barb
GPP100336	1.45 mm	1.0 - 2.0	1/4"
GPP100094	1.6 mm	2.0 - 3.0	1/4"
GPP100835	1.8 mm	2.0 - 3.0	1/4"
GPP100334	2.1 mm	2.0 - 4.0	1/4"
GPP100333	2.2 mm	3.0 - 5.0	1/4"
GPP100339	2.5 mm	5.0 - 8.0	1/4"

CPVC Chemical Injector

Teflon Ball, CPVC Nozzle, Kynar Hose Barb

- 4500 PSI
- 190°F Max Temp
- 1/4" Hose Barb
- Viton O-Ring



Part #	Orifice	GPM	Inlet/Outlet
GPP100938	1.6 mm	2.0 - 3.0	3/8" M
GPP100853	2.1 mm	3.0 - 5.0	3/8" M
GPP100955	1.4 mm	1.0 - 2.0	1/2" M
GPP100956	1.6 mm	2.0 - 3.0	1/2" M
GPP100957	2.1 mm	3.0 - 5.0	1/2" M

Kynar Chemical Injector

Teflon Ball, Stainless Steel Nozzle, Kynar Hose Barb

- 190°F Max Temp
- 1/4" Hose Barb
- Flange Inlet/Outlet



Part #	Orifice	GPM	O-Ring
GPP100965	1.45 mm	1.0 - 2.0	Viton
GPP100966	1.45 mm	1.0 - 2.0	Viton
GPP100967	2.1 mm	3.0 - 5.0	EPDM
GPP100968	1.45 mm	1.0 - 2.0	Viton
GPP100969	1.45 mm	1.0 - 2.0	Viton

*All Valves are 1/4" Barb. **GPP100966** is a dual barb

Stainless Steel Chemical Injector

Teflon Ball, Stainless Steel Nozzle, Kynar Hose Barb

- 190°F Max Temp
- 1/4" Hose Barb
- EPDM O-Ring
- 3/8" Inlet/Outlet



Part #	Orifice	GPM
GPP100096	1.45 mm	1.0 - 2.0
GPP100097	2.2 mm	3.0 - 5.0



Metering Tip Kit



INDK100-15K

ADJUSTABLE SIPHON INJECTOR



- 1" square brass
- Max Press.; 4000 PSI
- Flow; 0.5 - 6.0 GPM
- 3/8 or 1/2 Thread connection
- Indexed metering screw for consistent, adjustable siphon control (Dial Control Design)
- Lock-nut on metering screw to hold siphon setting during system vibration
- Use in 2-fluid application when pre-mix is involved

Part #	Thread	GPM
SSI50586-05	3/8	.5
SSI50586-10	3/8	1.0
SSI50586-15	3/8	1.5
SSI50586-20	3/8	2.0
SSI50586-25	3/8	2.5
SSI50586-30	3/8	3.0
SSI50586-40	3/8	4.0
SSI50586-50	3/8	5.0
SSI50586-60	3/8	6.0
SSI50588-05	1/2	0.5
SSI50588-10	1/2	1.0
SSI50588-15	1/2	1.5
SSI50588-20	1/2	2.0
SSI50588-25	1/2	2.5
SSI50588-30	1/2	3.0
SSI50588-40	1/2	4.0
SSI50588-50	1/2	5.0
SSI50588-60	1/2	6.0

Brass Chemical Injector

Ceramic Ball, Stainless Steel Nozzle, Viton Elastomers



4500 PSI, 190°F Max Temp, 1/4" Hose Barb, 3/8" M Inlet/Outlet



Part #	Orifice	GPM
GPP100947	1.6 mm	2.0 - 3.0
GPP100948	1.8 mm	2.0 - 3.0
GPP100949	2.1 mm	3.0 - 5.0
GPP100950	2.3 mm	5.0 - 8.0

Brass Chemical Injector

Teflon Ball, Stainless Steel Nozzle, Viton Elastomers



4000 PSI, 190°F Max Temp, 3/8" M Inlet/Outlet, 1/4" Hose Barb



Part #	Orifice	GPM
GPP100871	1.5 mm	1.0 - 2.0
GPP100872	2.3 mm	5.0 - 8.0
GPP100854	1.5 mm	1.0 - 2.0
GPP100855	2.3 mm	5.0 - 8.0

Brass Chemical Injector

Stainless Steel Ball, Stainless Steel Nozzle, Viton Elastomers



4000 PSI, 190°F Max Temp, 1/4" Hose Barb, 3/8" M Inlet/Outlet



Part #	Orifice	GPM
GPP100913	1.45 mm	1.0 - 2.0
GPP100615	1.8 mm	2.0 - 3.0
GPP100511	2.1 mm	3.0 - 5.0

Stainless Steel Chemical Injector

Stainless Steel Ball, Stainless Steel Nozzle, Special Elastomers



5500 PSI, 190°F Max Temp, 3/8" M Inlet/Outlet, 1/4" Hose Barb



Part #	Orifice	GPM
GPP100336S	1.45 mm	1.0 - 2.0
GPP100334S	2.1 mm	2.0 - 4.0
GPP100333S	2.2 mm	3.0 - 5.0
GPP100339S	2.5 mm	5.0 - 8.0
GPP100541S	2.1 mm	3.0 - 5.0

MixRite



Water Powered Proportioning Pumps

- Accurate dispensing
- Uses only 20% of pressure to drive the pump
- No electricity required
- Low maintenance and easy to adjust

Specifications:

- Chemically Resistant Nylon - Fiberglass body
 - All seals specifically designed to withstand carwash additives.
 - Easily replaceable wear parts.
 - Extra Lip Seal Piston Kit included with each unit
 - Higher 120 PSI operating range. 2.9 PSI to 120 PSI
 - Optional Tip Kit, p/n 57-11-1 for dilutions from 750:1 to 2000:1.
- No special model needed
- Hose barbs with swivel for easy installation
 - Injection from 300:1 to 1:10 (.3% to 10%)
 - Includes 7 ft. 3/8" inlet tubing with foot valve strainer
 - Check Valve with Hastelloy spring
 - 19 1/2" high, 7" wide



Part #	PSI	Ratio	Percent	Oz/Gal	Features	Applications
MR570CW	2.9 - 120	300:1 to 50:1	.3% - 2%	.38 to 2.5	Tip Kit Option	Carwash cleaning agents & detergents
MR571CW	2.9 - 120	300:1 to 50:1	.3% - 2%	.38 to 2.5	Chemical On/Off Tip Kit Option	Carwash cleaning agents & detergents
MR572CW	2.9 - 120	250:1 to 25:1	.4% to 4%	.51 to 5.1	--	Carwash cleaning agents & detergents
MR573CW	2.9 - 120	250:1 to 25:1	.4% to 4%	.51 to 5.1	Chemical On/Off	Carwash cleaning agents & detergents
MR570CL	2.9 - 120	300:1 to 50:1	.3% to 2%	.38 to 2.5	Tip Kit Option	Hydrofluoric acids, Tire cleaner, Chlorine & other harsh chemicals
MR571CL	2.9 - 120	300:1 to 50:1	.3% to 2%	.38 to 2.5	Chemical On/Off Tip Kit Option	Hydrofluoric acids, Tire cleaner, Chlorine & other harsh chemicals
MR572CL	2.9 - 120	250:1 to 25:1	.4% to 4%	.51 to 5.1	--	Hydrofluoric acids, Tire cleaner, Chlorine & other harsh chemicals
MR573CL	2.9 - 120	250:1 to 25:1	.4% to 4%	.51 to 5.1	Chemical On/Off	Hydrofluoric acids, Tire cleaner, Chlorine & other harsh chemicals
MR574CL	2.9 - 120	33:1 to 10:1	3% to 10%	3.8 to 12.8	--	Hydrofluoric acids, Tire cleaner, Chlorine & other harsh chemicals
MR575CL	2.9 - 120	33:1 to 10:1	3% to 10%	3.8 to 12.8	Chemical On/Off	Hydrofluoric acids, Tire cleaner, Chlorine & other harsh chemicals

MixRite Accessories



Strainer
3/4" NPT
200 Mesh (80 Micron) Strainer
recommended on all MixRite installations

50-41-1



Tip Kit
for lean
Dilution Ratios
750:1
1000:1
1500:1
2000:1

Includes 4 Metering Tips, 8ft. 1/4" Vinyl Hose (not shown)
and 1/4" x 3/8" barb adapter

Part #	Description	For Model
MR573VE	Chemical Piston Kit 2%	570CW, 571CW
MR575VE	Chemical Check Valve Kit Viton	-
MR578VE	Chemical Piston Kit 4%	572CW, 573CW
MR57111	Tip Kit	570CW, 571CW, 570CL, 571CL
MR50411	200 Mesh Strainer (80 Micron)	All Models
MR57K02005	Lip Seal & Piston Kit 2%	570CW, 571CW, 570CL, 571CL
MR57K04012	Lip Seal & Piston Kit 4%	572CW, 573CW, 572CL, 573CL
MR57K10013	Lip Seal & Piston Kit 10%	574CL, 575CL

Dosmatic PROPORTIONERS

Dosmatic's innovative design and engineering result in:

- Lengthy service life, a cost effective product
- Consistent dosage accuracy at a wide range of flows
- Simplified installation, operation and maintenance
- No need to spend more for optional PVDF designs



Compare Dosmatic Features to our competitor's!

Feature	DOSMATIC	Competitors
Built in By Pass	Yes ✓	No
Injection ranges from 4:1 to 4,000:1	Yes ✓	No
Interchangeable lower ends	Yes ✓	No
Patented mixing chamber	Yes ✓ (one-way gasket prevents chemical contact with motor piston)	No
3 year warranty	Yes ✓	No
Ability to adjust ratios while in operation	Yes ✓	No
Ability to change wear parts without opening upper body	Yes ✓	No
Standard proprietary body material exceeds PVDF for chemical compatibility	Yes ✓	No

SuperDos MiniDos MicroDos



Model	Injection Rate	Part #
MicroDos 2.5%	1:100 - 1:40	DM116183
MiniDos 1%	1:500 - 1:100	DM112600
MiniDos 2.5%	1:200 - 1:40	DM112602
MiniDos 5%	1:100 - 1:20	DM112604
MiniDos 10%	1:50 - 1:10	DM112606
MiniDos 20%	1:20 - 1:4	DM112620
Super Dos (0.3%)	15 GPM	DM113227
Super Dos (0.3%)	20 GPM	DM113228
Super Dos (0.3%)	30 GPM	DM113229
Super Dos (0.3%)	45 GPM	DM113230

Complete Panel Systems

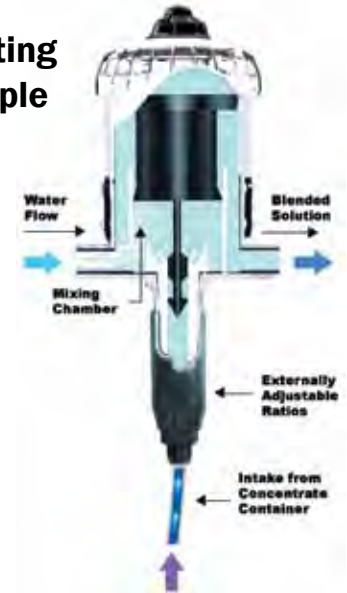


CHEMICAL PROPORTIONERS

- Accurately injects soaps, detergents, drying agents and wheel & tire cleaners
- Water powered, no electricity needed
- Self priming up to 13 feet
- Volumetric metering ensures accuracy, reliability & repeatability
- Water pressure does not affect operation
- On-demand dispensing eliminates waste



Operating Principle



Part #	Flow	Injection Range	PSI
DOSD25RE2	.05 - 11 GPM	500:1 - 50:1	4.3 - 85
DOSD25RE1500	.05 - 11 GPM	1500:1 - 500:1	4.3 - 85
DOSD25RE5	.05 - 11 GPM	100:1 - 20:1	4.3 - 85
DOSD25RE10	.05 - 8.8 GPM	33:1 - 10:1	4.3 - 57
DOSD14MZ2	.05 - 14 GPM	500:1 - 50:1	4.3 - 85
DOSD14MZ10	.05 - 14 GPM	100:1 - 10:1	7 - 85

Part #	Description
DOSED252	Seal Kit for D25RE2
DOSED251500	Seal Kit for D25RE1500
DOSED252	Seal Kit for D25RE25
DOSPJDI069VF	Seal Kit D25RE10
DOSPJDI075AF	Seal Kit for DI16
DOSPJDI116	Seal Kit for D14MZ2
DOSPJDI122	Seal Kit for D14MZ10

Part #	Description
DOSPCVB34U	3/4" union ball check valve
DOSPAKF5AP11T	3/4" T filter



D25 Series
11 GPM
3/4" NPT



D14 Series
14 GPM
3/4" NPT

Triple Foam Panel



INDEX

A

Air Compressors.....	269
Air Dryers/Blowers	
Air Shamme 147-148	
Proto-Vest 478-481	
Air Filters/Extractors.....	97
Air Machines.....	218
Automatic Replacement Parts.....	287
Air Solenoids.....	287-288

B

Belts, Pulleys & Bushings.....	100
Bill Changers	
American 103-107	
Hamilton 110-112	
Rowe 113-114	
Bill/Coin Counting Machines.....	116-119
Bladder Tanks.....	256
Blue White Pumps 66-67	
Booms 257-261	
Boom, Air 146	
Brass Fittings 350-352	
Brushes, Foam Brush/Parts.....	210-217
Brush Handles/Hose Assy's.....	208-209

C

Carbon Filters 273-274	
Credit Card System, Wash Gear..	262-263
Check Valves.....	332-334
Clearance Bar 172-174	
Coin Acceptors.....	175-179
Coin Boxes.....	245 & 253-256

Coin Box Decals 235-240	
Coin & Currency Counters.....	116-119
Contactors.....	257
Crimper Machine/Fittings.....	356-363

D

Detailing Supplies.....	7-43
Doors, Overhead (Bay).....	268

E

Electric Connectors.....	250-253
--------------------------	---------

F

Filters 273-274	
Float Valves.....	328-331
Floor Heat.....	280
Floor Mat Cleaners.....	281-282
Floor Switch/Treadles.....	219-220
Flowmeter 369	
Flow Switches 95	
Foam Brush Parts.....	208-217
Foamy Brush Handles 307-308	
Foamy Brush Holders 315-316	
Foamy Brush Hose 308	
Foot Valves.....	308 & 336
Fragrance Machines 218,226,235	
Freeze Free Cable/Heat Tape.....	267

G

Gauges 99	
-----------------	--

Guns.....	190-193 & 302-307
-----------	-------------------

Grating, Pit.....	283
-------------------	-----

H

Hose/Tubing.....	353-367
Hose Assemblies.....	208 & 360-367
Hose Wall Clamps 367-368	
Hydraulic Fluid 102	
Hydraulic Pumps.....	292-296
Hydrominders & Parts.....	370-372

I

Injectors.....	373-376
----------------	---------

L

Lighting.....	163-170
Line Cleaning Tips.....	309
Locks, Coin Box.....	241-244
Lot Sweeper/Water Broom.....	313
Loop Detector 288-292	

M

Motors.....	101-102 & 159-162
-------------	-------------------

P

Padlocks 242-244	
Pole Covers/Bollard.....	171-174
Poly Tube Fittings.....	334-349
Pop off Valves 326	
Pressure Gauges 99	

Pressure Regulators	86-94 & 308-312
Pressure Switch	256
Pressure Washer Parts	270
Proportioners Pumps	377-379
Proximity Switch	285-286
Pumps & Parts	44-83
Arimitsu	63-64
ARO	80
Blue/White	66-67
CAT	44-51
Comet	62
Flojet	68-71
Fluid-O-Tech	74
General	152-56
Giant	60-61
Graco Huskey.....	84
Hydra-Cell	65
Hypro	57-59
Procon	73
Sta-Rite.....	76
Yamada	83

R

Radiant Tube Heater	266
Regulators	86-94 & 308-312
Rotary Switches	246-250

S

Safes	245
Signs/Signage	221-240
Soap Mixer	369
Solenoids	314-325
Strainers	96-99
Swivels	335-343

T

Tanks, Tank Heaters, Fittings	271-272
--	---------

Timers	180-188
Tire Brushes (Automatic)	284
Tire Shine Machine	149
Tokens	115
Towels	17-27
Treadle Switch	219-220
Tubeing/Hose	353-

367

U

Unloaders	310-312
------------------------	---------

V

Vacuums	124-145
Industrial	141-144
JE Adams	124-140
Vac Parts	150-164
Vac Crevice Tool	246
Vac Combos	124
Vac Islands	120-124
Validators	108-109

Valves

Metering Valves	327
-----------------------	-----

Variable Frequency Drives	297
Venders	1-43
Vender Decals & Overlays	42-43
Vender Islands	52
Vender Parts	1-6
Vending Supplies	7-43

W

Wall Panels/Coverings	264-265
Wand, Stems & Tips .	193-207 & 302-307
Water Heaters	275-279
Weepmizer	180
Wringer, Shamee	189

TERMS & POLICIES

FINANCIAL ARRANGEMENTS: Arcadian will extend credit terms of Net 10 Days to those customers with established credit. To obtain an open account, please complete our required credit application, provide the necessary information and normally we can have an Open Account established within one day. All open accounts are extended to individuals only or Corporations where a personal guarantee is made. Any account without open account status must pay by Cash in Advance or by Credit Card. Any account over 45 days will be changed to Credit Card or Cash In Advance only. Open accounts beyond 45 days are subject to late fees and interest of 18% or as allowed by law. NSF Checks are charged \$45.00. See credit application & agreement for all terms.

FREIGHT POLICY: Most orders are shipped via Federal Express Ground Service unless size or weight requires truck-line service. All damage claims must be made with the shipper immediately upon delivery as all items left our location in good condition. All freight charges are the responsibility of the purchaser and those amounts may be added to the order if not sent freight collect. Any additional requests for extra services such as pre-delivery calls, inside delivery, redelivery charges, etc., are an optional charge and to be paid by the purchaser. Some freight companies charge more for residential deliveries and those fees are to be paid by the purchaser. All shipping charges are subject to change at anytime without advance notice.

SPECIAL ORDERS: Any order that is not normally stocked is a custom or special orders. Those orders may require advance payment and cannot be returned. Any hoses, wire or other items cut to requested lengths are non-returnable.

PRODUCT POLICY: Shortages or damages must be reported within 7 days. Request for the return of goods must be made with 10 days and you must receive authorization in advance prior to returning an item. No returns are accepted Freight Collect. All returns are subject to a 20% restocking fee. All electronic or plumbing type items are certified to be in good condition prior to being shipped. Any claim of such an item not working upon arrival shall be handled between the manufacturer of the item and the purchaser, not Arcadian. Parts can't and should not be used for "test" or "problem tracking" and cannot be returned. If on return the item appears to be used in any manner, no refund will be made. The customer shall be notified and given the opportunity to have the item returned back to them for additional shipping fees.

WARRANTIES: All products sold carry only the manufacturers warranty and are the sole responsibility of the manufacturer. We offer no warranty of any type or kind, expressed or implied. The customer is responsible for all transportation, labor costs and any other incidental expenses associated with warranty repairs or replacement.


PRICES/TAXES: Due to the constant changes in the market place, all prices are subject to change at anytime without advance notice. Arcadian will add appropriate state sales tax to every invoice that is delivered into a state where we are required to collect it. You may be subject to Sales or Use Tax in your City, County or State. The purchaser is responsible for all filing and tax payments not included on our invoices.

Arcadian Services

your "one stop" source!



IN-BAY AUTOMATICS



TUNNELS



SELF-SERVICE



Hamilton Manufacturing Corp.



1-800-BUY-SOAP

1-888-BUY-A-WASH

Arcadian Services
 1-800-BUY-SOAP
 1-888-BUY-A-WASH
 (256) 766-7734
 3109 Northington Ct.
 Florence, AL. 35630