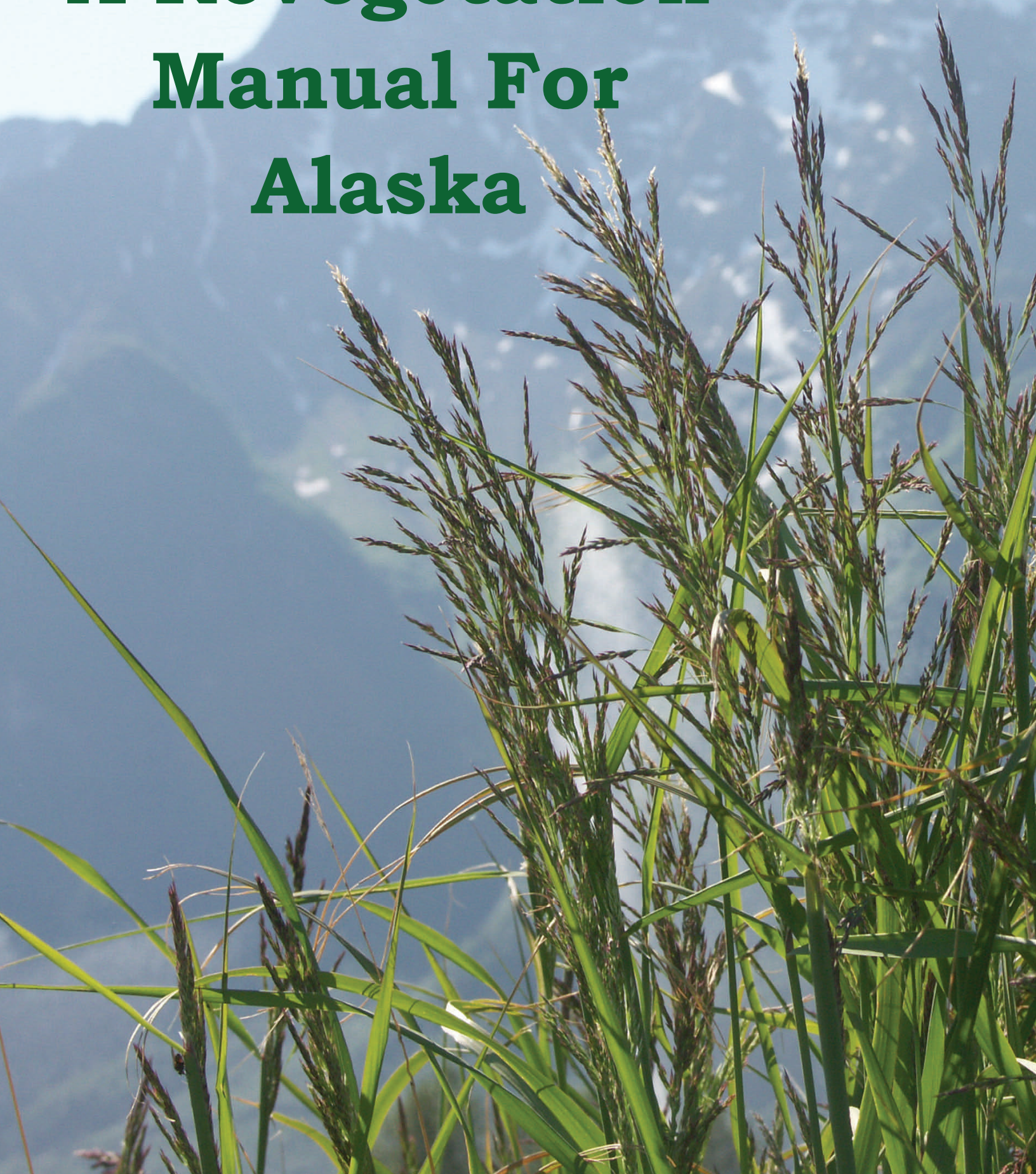


A Revegetation Manual For Alaska



A Revegetation Manual For Alaska



This manual is created to help those involved in revegetation efforts select appropriate seed mixes and, to some degree, methods for revegetation.

By

Stoney J. Wright

Editor and Designer, Peggy Hunt

August, 2008 update

Alaska Plant Materials Center



Division of Agriculture
Alaska Department of Natural Resources
5310 S. Bodenbug Spur Rd.
Palmer, AK 99645
peggy.hunt@alaska.gov



Table of Contents

Foreword	7
Preface	8
Chapter 1: An Introduction to Revegetation	9
Revegetation - An introduction and background to the terms used in the field	9
Why revegetate an area?	9
Erosion Control	10
Landscape Plantings	10
Temporary vs. Permanent Seedings	11
Special Revegetation Techniques	11
Natural Revegetation	12
Native Species	13
Chapter 2: Basic Steps of Revegetation	14
Planning	14
Site Preparation	15
Methods of Preparation	15
Chapter 3: Seed Specifications	16
Certified Seed	16
Other Certification Classes	17
Chapter 4: Plant Evaluation	18
Initial Evaluation and Increase	18
Advanced Evaluation Plots	19
Publications Associated With Initial and Advanced Evaluations	19
Chapter 5: Cultivars and Species for Use in Alaska	21
Commercially Available Species and Cultivars	22
Bluegrass, Alpine - 'Gruening'	22
Bluegrass, Glaucous - 'Tundra'	22
Bluegrass, Kentucky - 'Merion'	22
Bluegrass, Kentucky - 'Nugget'	22
Bluegrass, Kentucky, 'Park'	23
Fescue, Red - 'Arctared'	23
Fescue, Red - 'Boreal'	23

Chapter 5: Cultivars and Species for Use in Alaska (continued)

Commercially Available Species and Cultivars (continued)

Fescue, Red - ‘Pennlawn’	23
Hairgrass, Bering - ‘Norcoast’	24
Hairgrass, Tufted - ‘Nortran’	24
Polargrass - ‘Alyeska’	24
Polargrass - ‘Kenai’	25
Reedgrass, Bluejoint - ‘Sourdough’	25
Ryegrass, Annual - <i>Lolium multiflorum</i>	25
Ryegrass, Perennial - <i>Lolium perenne</i>	25
Sloughgrass, American - ‘Egan’	26
Wheatgrass, Slender - Wainwright Germplasm	26
Wildrye, Beach - ‘Benson’	26
Wildrye, Beach - ‘Reeve’	27
Wormwood, Tilesius’ - ‘Caiggluk’	27
Released for Commercial Seed Production	27
Alkaligrass, Nootka - Ninilchik Germplasm	27
Artemisia, Dusty Miller - Shemya Germplasm	28
Barley, Meadow - Lowell Point Germplasm	28
Bluegrass, Alpine - Teller Germplasm	28
Bluegrass, Arctic - Adak Germplasm	29
Bluegrass, Arctic - Council Germplasm	29
Bluegrass, Arctic - Tin City Germplasm	29
Bluegrass, Glaucous - Nome Germplasm	30
Bluegrass, Large-glume - Andrew Bay Germplasm	30
Bluegrass, Big - ‘Service’	30
Chamomile, Arctic Wild - Kotzebue Germplasm	31
Cinquefoil, Staghorn - Mentasta Germplasm	31
Fescue, Red - Henderson Ridge Germplasm	31
Fescue, Viviparous - Safety Germplasm	32
Fireweed, Dwarf - Kobuk Germplasm	32
Fleabane, Beach - Clam Lagoon Germplasm	32
Iris, Wild - Knik Germplasm	33
Jacob’s Ladder, Beautiful - Butte Germplasm	33
Locoweed, Nodding - Franklin Bluffs Germplasm	33
Lovage, Beach - Casco Cove Germplasm	34
Oxytrope, Field - Black Rapids Germplasm	34
Parsley, Jakutsk Snow - Tok Germplasm	34
Reedgrass, Nootka - Franklin Bluffs Germplasm	35
Sedge, Longawn - Attu Germplasm	35
Speargrass, Largeflower - Port Clarence Germplasm	35
Sweetvetch, Alpine - Paxson Gemplasm	36
Trisetum, Spike - Nelchina Germplasm	36
Wheatgrass, Thickspike - Solomon Germplasm	36
Wheatgrass, Tufted - Slana Germplasm	37
Wildrye, Downy - Cantwell Germplasm	37
Yarrow, Boreal - Twenty Mile Germplasm	37

Chapter 6: Choose Species/Cultivars for Revegetation Projects	38
Instructions for Revegetation Suggestions Charts and Map of Alaska	38
Table 1a: Species/Cultivar Characteristic Chart (available commercially)	40
Table 1b: Species/Cultivar Characteristic Chart (not available commercially)	42
Table 2: Chart Symbols for Soil Types	45
Revegetation Suggestions for Arctic Alaska	46
Revegetation Suggestions for Western Alaska	47
Revegetation Suggestions for Interior Alaska	48
Revegetation Suggestions for Southwest Alaska	49
Revegetation Suggestions for Southcentral Alaska	50
Revegetation Suggestions for Southeast Alaska	51
Chapter 7: Species Notes	52
Species to Avoid	52
Native Species	52
Chapter 8: Fertilizer and Other Soil Amendments	54
Fertilizer	54
Lime and Other Amendments to Adjust pH	54
Topsoil	54
Chapter 9: Specialized Equipment Needs	55
Broadcast Seeders	55
Drop Spreaders	55
Drill Seeders	55
Hydroseeding	56
Table 3: Characteristics of Various Spreading Equipment	57
Chapter 10: Mulch and Erosion Matting	58
Table 4: Mulch and Netting Comparison Chart	59
Chapter 11: Transplanting and Sprigging (Advanced Techniques)	60
Willow and Other Woody Cuttings	60
Beach Wildrye Sprigging	61
Chapter 12: Natural Revegetation	62
References	64

Appendices	65
Appendix 1: Index of Tables	65
Appendix 2: Index of Images	66
Addendum	
Plant Flyers: Use and cultivation of Alaska native plant seeds	
Alkaligrass, Nootka - Ninilchik Germplasm	73
Artemisia, Dusty Miller - Shemya Germplasm	75
Barley, Meadow - Lowell Point Germplasm	77
Bluegrass, Alpine - 'Gruening'	79
Bluegrass, Alpine - Teller Germplasm	81
Bluegrass, Arctic - Adak and Tin City Germplasms	83
Bluegrass, Arctic - Council Germplasm	85
Bluegrass, Big - 'Service'	87
Bluegrass, Glaucous - Nome Germplasm	89
Bluegrass, Glaucous - 'Tundra'	91
Bluegrass, Kentucky - 'Nugget'	93
Bluegrass, Large-glume - Andrew Bay Germplasm	95
Chamomile, Arctic Wild - Kotzebue Germplasm	97
Cinquefoil, Staghorn - Mentasta Germplasm	99
Fescue, Red - 'Arctared'	101
Fescue, Red - Henderson Ridge Germplasm	103
Fescue, Viviparous - Safety Germplasm	105
Fireweed, Dwarf - Kobuk Germplasm	107
Fleabane, Beach - Clam Lagoon Germplasm	109
Hairgrass, Bering - 'Norcoast'	111
Hairgrass, Tufted - 'Nortran'	113
Iris, Wild - Knik Germplasm	115
Jacob's Ladder, Beautiful - Butte Germplasm	117
Locoweed, Nodding - Franklin Bluffs Germplasm	119
Lovage, Beach - Casco Cove Germplasm	121
Oxytrope, Field - Black Rapids Germplasm	123
Parsley, Jakutsk Snow - Tok Germplasm	125
Polargrass - 'Alyeska'	127
Polargrass - 'Kenai'	129
Reedgrass, Bluejoint - 'Sourdough'	131
Reedgrass, Nootka - Pioneer Peak Germplasm	133
Sedge, Longawn - Attu Germplasm	135
Sloughgrass, American - 'Egan'	137
Speargrass, Largeflower - Port Clarence Germplasm	139
Sweetvetch, Alpine - Paxson Gemplasm	141
Trisetum, Spike - Nelchina Germplasm	143
Wheatgrass, Slender - Wainwright Germplasm	145
Wheatgrass, Thickspike - Solomon Germplasm	147
Wheatgrass, Tufted - Slana Germplasm	149
Wildrye, Beach - 'Benson'	151
Wildrye, Beach - 'Reeve'	153
Wildrye, Downy - Cantwell Germplasm	155
Wormwood, Tilesius' - 'Caiggluk'	157
Yarrow, Boreal - Twenty Mile Germplasm	159

Foreword

The material presented here focuses on native species and is the direct result of many years of work by employees of the Alaska Plant Materials Center. Throughout the manual, titles in blue refer to original project reports or related materials that further explain the process or study. These reports can be found on-line at http://www.dnr.state.ak.us/ag/ag_pmc.htm.

While the manual is not yet fully interactive, as seed and revegetation specifications are developed online, it will evolve into a one-stop source for native seed information and revegetation instructions. The fully developed manual, on-line, will include links to commercial seed inventories, helping the user to determine the availability of seed of any specific species and the quality of those seed lots in a Pure Live Seed format. Alaska's revegetation and restoration practitioners and seed producers can utilize this tool to plan projects with the best material and practices available.

As of 2008, the hard copy of the manual is firmly founded on the author's twenty-nine years of experience with revegetation with native seed at the Alaska Plant Materials Center. Timely updates will keep this document pertinent for future users in the dynamic art and science of revegetation.

This manual is a compilation and modification of previously published manuals prepared by the Alaska Plant Materials Center and used by both the United States Air Force and Alaska Department of Transportation and Public Facilities (DOT&PF). The two original source manuals are:

- Wright, Stoney J. and Nancy J. Moore. 1994. [Revegetation Manual for Eareckson Air Force Station Shemya, Alaska](#). State of Alaska, Division of Agriculture, Plant Materials Center. 34 pp.
- Moore, Nancy J. and Stoney J. Wright. 1994. [Revegetation Manual for King Salmon Air Force Base, King Salmon, Alaska](#). State of Alaska, Division of Agriculture, Plant Materials Center. 51 pp.
(http://www.dnr.state.ak.us/ag/ag_pmc.htm.)

A more recent reiteration of this information was published as:

- **2001 Alaska Highway Drainage Manual—Chapter 16 Erosion and Sediment Control**. 2001. State of Alaska, Department of Transportation and Public Facilities.

The text and charts are being reused and modified with consent from all previous authors and contributors.

This publication was financed with funds from the USDA, Cooperative State Research Extension and Education Service, transferred by the University of Alaska Fairbanks, School of Natural Resources and Agricultural Sciences, Agriculture and Forestry Experiment Station, to the Alaska Plant Materials Center in the Alaska Department of Natural Resources, Division of Agriculture.

Preface

Revegetation and reseeding are concepts with a wide degree of professional interpretations and subject to varied philosophies of political, scientific, economic, social and even personal views of correctness. This manual reflects an interpretation that combines the professional and scientific views of the author with the legislation (political element) governing the Alaska Plant Materials Center.

Re-establishing vegetation can be accomplished in a number of ways, although this manual looks primarily at one – reseeding. Dogmatic insistence on the use of seed, either native or introduced, for revegetation projects is not the intent of the author. Nevertheless, this manual specifically addresses the seed component of revegetation and materially excludes all other aspects and methods (other than in mentioning) except the practice of revegetation with sprigs of beach wildrye (*Leymus mollis*), as described in Chapter 11.

Alaska Statue 03.22.020 (which establishes and governs the Plant Materials Center), states, among other things, that “the purpose of the center is... to encourage the development of a seed industry....” Developing and releasing adapted, commercially viable native species for the Alaska seed industry is critical to that mission. When these seeds are released, the Alaska Plant Materials Center recommends and specifies these native materials to end users for revegetation projects throughout the state. These recommendations and specifications are based on environmentally and scientifically sound demonstration projects and experience.

This manual culminates that work. In addition to giving sound revegetation suggestions for the use of native plants and seed, this manual also promotes the use of Alaska-grown seed and plants for the benefit of Alaskan seed growers. Regardless, both the end user and the seed growers can rest assured that specific suggestions are only given if they are found to be agronomically and environmentally sound. As a further note, revegetation suggestions should never be based solely on economic criteria.

Chapter 1: An Introduction to Revegetation

Revegetation – An introduction and background to the terms used in the field

Revegetation is a complex term with many near-synonyms; it is often broadly lumped with the terms *restoration*, *re-seeding*, *reclamation*, *land rehabilitation*, and *erosion control*. In actuality, these terms, although related, differ in purpose and definition.

For the purposes of this document revegetation is:

the re-establishment of plant cover by means of seeding or transplanting on a site disturbed by natural or man-caused actions.

Activities such as surface preparation, fertilizer application, and standard horticultural and agronomic practices (i.e. irrigation and mulch application) often accompany revegetation efforts. These secondary activities will only briefly be addressed in this text because the primary purpose of this manual is seed and plant selection for revegetation projects.



Figure 1
An abandoned mine site a few weeks after seed and fertilizer were applied.



Figure 2
The same abandoned mine site after the third growing season. Note the establishment of invading tree and shrub species.

Why revegetate an area?

The reasons for revegetation are varied. This section will address some of the commonly acknowledged reasons for using seed to re-establish vegetation and some accepted types of reseeding.



Figure 3
A typical cut slope being hydroseeded in Interior Alaska.

- Erosion Control
- Landscape Plantings
- Temporary vs. Permanent Seedings
- Special Revegetation Techniques
- Natural Revegetation
- Native Species

Erosion Control

Choosing to revegetate for the purpose of erosion control is based on the assumption that soil can be kept in place with a vegetative cover. The users must bear in mind that vegetation has limitations to the degree of protection it can provide. In general, physical structures provide higher degrees of erosion protection than vegetation. The decision to use vegetation must consider the erosive forces involved. Vegetation used in erosion control can be considered analogous to shingles on a roof; the degree of protection given by vegetation, much like a shingle on a roof, is limited. The underlying surface may have more physical strength than the vegetation.



Figure 4: A small "research class" hydroseeder being used by Plant Materials Center staff in a Southcentral gravel pit plot.

The reasons to keep soil in place can include:

- Protection of engineered grades and other earthwork.
- Reduction of maintenance on buildings, structures, and other man-made objects.
- Maintaining surface water and air quality.
- Visual enhancement. (Important, but not truly erosion control.)

Landscape Plantings

Landscape plantings are included in this section simply as an informative note, because they are not primarily erosion control projects but at times do contribute to soil protection. This form of revegetation includes all plantings around buildings and special emphasis areas where aesthetics are the primary concern.

Landscape revegetation usually requires a maintenance program and intensive management, such as supplemental watering, fertilization, and mowing for survival and the desired appearance. Landscape plantings require very specific local knowledge based on exact site conditions and the designer's concept of the final product.

'Nugget' Kentucky bluegrass and 'Arctared' red fescue are often used in grass mixes intended for this purpose. Defer to local professional knowledge with regard to landscape plantings including lawns, shrubs and trees.

Temporary vs. Permanent Seedings

Temporary seedings are intended, as the name implies, to provide immediate but temporary erosion control until permanent vegetation can be established. However, the resulting vegetative mat of annual species may interfere with the establishment of perennial species if the site is not suitably prepared for the perennial seedings. An alternative to temporary seeding could be a loose mulch, such as straw.

Permanent seedings are intended to be used on final grades. The species chosen tend to be longlived and suitable for erosion control. When practical, permanent seedings should be chosen over temporary seedings.

Annual species can bridge the gap between temporary and permanent seedings. When seed is used, annual ryegrass is often chosen as a temporary or initial cover. A portion of a permanent seeding mix can also be composed of an annual species such as annual ryegrass. In this case, the annual species provides quick temporary cover on the site and may assist the permanent species in becoming established by creating microclimates that foster the germination of seed and protect seedlings from physical forces. Be aware that annual ryegrass has allelopathic properties (a form of natural herbicide) which can be detrimental to certain species.

Special Revegetation Techniques

Special or alternative techniques for revegetation, as defined in this manual, use materials other than seed to provide a vegetative cover. Usually, these techniques rely on vegetative cuttings, sprigs, or transplanting procedures.

These alternatives should be carefully assessed prior to implementation. Costs can be considerably higher than seeding. However, in certain circumstances, these alternatives will provide the best results.



Figure 5: Totes of *Arctophila fulva* (arctic pendant grass), an emergent grass species, researched by the Plant Materials Center for potential value as a habitat enhancement species. This was one of the few species used in transplanting trials.



Figure 6: A site on Shemya Island where sand erosion was controlled with beach wildrye transplants and seeded grasses, photographed in May 1987.



Figure 7: The same site on Shemya Island in September 1988.

Natural Revegetation

Natural revegetation relies on the tendency of vegetation to move into a disturbed area. Most disturbances, whether natural or man-made, will eventually be recolonized by plants. The conditions that determine the length of time needed to produce a cover of vegetation depend upon several factors, including proximity of viable seed sources, surface condition of the disturbed area, and local environmental conditions.

In time vegetation will return. Problems arise when natural revegetation does not occur rapidly enough to improve the appearance of the site or prevent erosion and sedimentation. Natural revegetation is a valid approach and should be employed when conditions and politics allow.



Figure 8: This site met the requirements for natural revegetation conditions.



Figure 9: After one full year the natural revegetation process was beginning.



Figure 10: After three years the process of natural revegetation was well underway.



Figure 11: Finally, after four years, the process was satisfactorily complete.



Figure 12: A river flood plain which was also revegetated with enhanced natural revegetation techniques.

Native Species

Availability is currently the primary obstacle to using native species in Alaska. In-state production is increasing, but market consistency is required to assure future availability. Government mandates and programs, both state and federal, are critical components in the development of the native seed industry. While mandates to use native species may originate in one agency, the agencies that buy and use seed are the ones faced with the issues associated with native species.



Figure 13: Harvesting a natural stand of Bluejoint reedgrass, *Calamagrostis canadensis*, with a standard combine.

Much has been done in the past decade to make these materials available. Their performance is superior to introduced material, but prices may be higher. Most of the price issue is related to the simple laws of supply and demand. Eventually, prices will stabilize and then decline. A list of potential commercially available native species is listed in the Native Plant Directory. As these materials become available commercially or for demonstration projects, the Alaska Plant Materials Center (PMC) will advise the end users.

Chapter 2: Basic Steps of Revegetation

Planning

The planning phase of any project should be the first step. Planning is critical in revegetation projects, since the designer works with biological processes that have specific timing and environmental requirements.



Figure 14: A sand quarry restoration project on Adak Island that relied on transplanted beach wildrye (*Leymus mollis*) sprigs and seeded grasses native to the area. The photo shows one season's growth.



Figure 15: The same area after three growing seasons.

In addition to identifying the type and purpose of revegetation, logistics need careful consideration. After receiving a project contract, immediately purchase seed and plant materials. This ensures that the revegetation portion of the project can be completed while equipment and personnel are available.



Figure 16: A small surface disturbance on the Northwest Arctic coast.



Figure 17: The same area after two growing seasons. The vegetation is the result of seeding native species and fertilizing the site with commercial fertilizer.



Figure 18: The same area after three growing seasons.

Those who hire contractors should recognize that although cultivars are sometimes difficult to obtain, some sub-contractors or suppliers have been known to say a particular cultivar is not available so that a less costly and often unsuitable seed could be substituted. If questions arise during this decision phase, contact local suppliers regarding availability or contact the State of Alaska, Department of Natural Resources, Plant Materials Center at (907) 745-4469.

Site Preparation

Site preparation methods are fairly standard for all forms of revegetation. An adequately prepared site will:

- Be free of construction debris.
- Have relatively few large rocks or other natural objects.
- Be free of ruts or gullies.
- Have the top two inches in a friable, non-compacted condition (allowing a heel to make a 1/4 inch impression).
- Be scarified to a depth of 6 to 8 inches if heavily compacted.

Methods of Preparation

Limited availability of soil preparation equipment need not hinder a project; such tasks can often be accomplished with standard construction machinery. For example, ripper teeth on a grader tool bar will adequately prepare a site. Ideally, scarification will be done in two passes perpendicular to each other. However, on sloping land and in areas of high wind, mono-directional scarification perpendicular to the direction of slope or prevailing wind is preferred.

If traditional surface preparation equipment such as disks and/or chisel plows is available, the conditions required for adequate surface preparation are the same as previously noted.

Note: If hydroseeding is used to apply seed, surface preparation as described in this section may not be applicable.

Chapter 3: Seed Specifications

Quality seed is a critical component to success. Specifying "certified" seed assures quality because it must meet certain standards for germination and purity; certification also provides some assurance of genetic quality.

Some native seed species are not available as certified seed. Seed quality can still be ascertained by examining percent germination and percent purity; this information is required for any seed sold in Alaska.

The true cost of seed can be determined by multiplying the percent germination by the percent purity, which equals Pure Live Seed (PLS). PLS is then multiplied by the price per pound. These calculations can increase the accuracy of bid comparisons. All seed sold or used in the state of Alaska must also be free of noxious weeds. This is noted on seed tags, along with germination and purity.

The seed mixes presented in this manual have been carefully developed and are based on results from trials throughout the state. Give careful prior consideration to any deviation from the recommendations. If problems occur or questions arise regarding seed, call the Alaska Plant Materials Center at (907) 745-4469. Seed stored on site should be kept cool, dry, and in rodent-free areas.

Certified Seed

The term "certified seed" can cause confusion because it is used to describe two different issues:

- The official use of the term Certified seed (with a capital C) is to describe seed that has been grown under the rules of the Seed Certification Program. This is a program that denotes, for lack of a better term, the pedigree of the named cultivar; i.e. 'Arctared' red fescue. Much like the pedigree of a registered canine, it simply states that the seed is from a defined source. Also, to be Certified seed, it must have been produced under the rules of the certification agency. Certified seed is the usual commercial category of seed. Its ancestry can be traced back to Registered Class or Foundation Class and Breeder seed. In addition, the Certified seed must meet variable standards of purity and germination. These standards are marketing tools and a means of verifying authenticity of a seed source. 'Arctared' red fescue can be sold as Certified or common — in fact, all the Alaska developed varieties or cultivars can be sold as either Certified or common.
- Seed can also be certified (without a capital C) to be free of weeds or as meeting a minimum germination standard. This has nothing to do with pedigree protection or variety identification — it simply indicates the quality of the seed. In other words, the buyer knows quality but has no assurance of type (other than species).

Certified seed should be used when available. Seed produced in Alaska is easy to trace to origin. Therefore, if Alaska-produced seed is used, it's likely that it is from its stated origin. It may be common (uncertified) 'Arctared', but it is still 'Arctared'. Minimum purities and germination should always be stated with orders. Common seed is a usable product and may be used to meet demands.

Common seed should meet Certified standards with regard to germination and purity, but even these may need to be relaxed to acquire sufficient material for a large job. Lower germination rates can be overcome by increasing seeding rates. Lower purities, however, should be very carefully considered as weeds can be very problematic.

Other Certification Classes

Many new native seed sources are being developed in Alaska. For the most part, these will not be sold as Certified seed. They may carry the following designations:

- Source Identified.
- Tested.
- Selected.

These classes will be in keeping with the Certification system and standards of germination and purity will be enforced, but the term Certified seed will not apply. These classes are referred to as being Pre-certified Class.

Chapter 4: Plant Evaluation

Initial Evaluation and Increase

“Initial evaluation” is the process of doing quantitative and qualitative measurements and comparisons between a number of collections of the same species of plants. The process usually occurs at a single location and can last for three to five years.

The Alaska Plant Materials Center conducts initial evaluations at Palmer. Thousands of collections have been evaluated since the Plant Materials Center’s establishment in 1973.



Figure 19: A typical initial evaluation plot, the 1979 grasses evaluation plot at the Plant Materials Center.



Figure 20: After one winter and another full growing season the 1979 plot has fewer surviving accessions.



Figure 21: After two winters and another growing season the 1979 plot looks even more depleted in 1981.



Figure 22: After initial evaluation it is necessary to increase the amount of seed in the inventory of those species selected for advance testing. This photograph is of one initial increase plot at the Plant Materials Center.

Advanced Evaluation Plots

Following the initial evaluation and subsequent increase of revegetation materials at the Plant Materials Center, the best performers are planted into advanced evaluation plots in locales ranging from Tok to Shemya and Ketchikan to Prudhoe Bay. These plots are developed with specific purposes in mind. For example, a plot intended to measure performance for mine reclamation would be treated differently than a plot measuring adaptation to grazing by livestock. Also, these plots allow for evaluation across the broad geographical and topographic conditions found in Alaska. For detailed results of evaluations performed at these plots, established for more than two decades by the Plant Materials Center, please refer to the publications listed at the end of this section.



Figure 23: An advanced evaluation plot on a mine site near Nome.



Figure 24: Another advanced evaluation plot on the Arctic coast.



Figure 25: An advanced evaluation plot on a mine site located in Interior Alaska.



Figure 26: Interior Alaska Highway advanced evaluation plot.

Publications Associated With Initial and Advanced Evaluations

(http://www.dnr.state.ak.us/ag/ag_pmc.htm.)

Moore, Nancy J. 1986. [Final Report for the Bank Revegetation Program, Bethel Small Boat Harbor](#). State of Alaska, Division of Agriculture, Plant Materials Center. 13 pp.

Moore, Nancy J. 1987. [Final Report for Evaluation of Conservation Species at Fort Richardson, 1983–1986](#). State of Alaska, Division of Agriculture, Plant Materials Center. 13 pp.

Publications Associated With Initial and Advanced Evaluations

- Moore, Nancy J. 1994. [Final Report—Green’s Creek Mine Revegetation Test Plantings](#). State of Alaska, Division of Agriculture, Plant Materials Center. 10 pp.
- Wright, Stoney J. 1987. [Final Report of Initial and Advanced Conservation Plantings at Ruby, Alaska, 1984–1986](#). State of Alaska, Division of Agriculture, Plant Materials Center. 16 pp.
- Wright, Stoney J. 1987. [Final Report on Evaluation of Advanced Herbaceous Conservation Species at Usibelli Coal Mine, Healy, Alaska, 1983–1986](#). State of Alaska, Division of Agriculture, Plant Materials Center. 13 pp.
- Wright, Stoney J. 1987. [Final Report on Demonstration and Advanced Conservation Plantings at Kalsin Bay, Kodiak, Alaska, 1982–1986](#). State of Alaska, Division of Agriculture, Plant Materials Center. 18 pp.
- Wright, Stoney J. 1987. [Evaluation of Conservation Species at Premier Coal Mine Near Palmer, Alaska, 1983–1986](#). State of Alaska, Division of Agriculture, Plant Materials Center. 14 pp.
- Wright, Stoney J. 1988. [Final Report of Advanced Conservation Grasses at Terror Lake Hydro Electric Project, Kodiak, Alaska](#). State of Alaska, Division of Agriculture, Plant Materials Center. 13 pp.
- Wright, Stoney J. 1988. [Final Report on Evaluations of Advanced Herbaceous Conservation Species at Diamond Alaska Test Pits Near Tyonek, Alaska, 1983–1987](#). State of Alaska, Division of Agriculture, Plant Materials Center. 13 pp.
- Wright, Stoney J. 1989. [Final Report of Data and Observations Obtained From the Chena Flood Control Project Evaluation Plots Located Near North Pole, Alaska](#). State of Alaska, Division of Agriculture, Plant Materials Center. 14 pp.
- Wright, Stoney J. 1989. [Final Report of Data Obtained From the Fairbanks Evaluation Plots and Demonstration Plots](#). State of Alaska, Division of Agriculture, Plant Materials Center. 12 pp.
- Wright, Stoney J. 1989. [Final Report on Data and Observations Obtained From the 2C Access Spur and Mine Site D Herbaceous Evaluation Plots Located in the Kuparuk Unit](#). State of Alaska, Division of Agriculture, Plant Materials Center. 11 pp.
- Wright, Stoney J. 1990. [Final Report on Data and Observations Obtained From the Red Dog Mine Evaluation and Demonstration Plots](#). State of Alaska, Division of Agriculture, Plant Materials Center. 16 pp.
- Wright, Stoney J. 1990. [Final Report on Data and Observations Obtained From the Delta Bison Range Evaluation Plan, 1986–1989](#). State of Alaska, Division of Agriculture, Plant Materials Center. 11 pp.
- Wright, Stoney J. 1990. [Final Report on Initial Evaluation Plantings at the Kenny Lake Evaluation Plots, 1980–1989](#). State of Alaska, Division of Agriculture, Plant Materials Center. 18 pp.
- Wright, Stoney J. 1993. [Final Report on the Evaluation of Herbaceous Species at Three Gold Mines Near Nome, Alaska, 1989–1992](#). State of Alaska, Division of Agriculture, Plant Materials Center. 10 pp.

(http://www.dnr.state.ak.us/ag/ag_pmc.htm.)

Chapter 5: Cultivars and Species for Use in Alaska

Commercially Available Species and Cultivars

The following listing of adapted, commercially available species and cultivars represents availability in Alaska as of 2007.

- Bluegrass, Alpine - 'Gruening'
- Bluegrass, Glaucous - 'Tundra'
- Bluegrass, Kentucky - 'Merion'
- Bluegrass, Kentucky - 'Nugget'
- Bluegrass, Kentucky - 'Park'
- Fescue, Red - 'Arctared'
- Fescue, Red - 'Boreal'
- Fescue, Red - 'Pennlawn'
- Hairgrass, Bering - 'Norcoast'
- Hairgrass, Tufted - 'Nortran'
- Polargrass - 'Alyeska'
- Polargrass - 'Kenai'
- Reedgrass, Bluejoint - 'Sourdough'
- Ryegrass, Annual - *Lolium multiflorum*
- Ryegrass, Perennial - *Lolium perenne*
- Sloughgrass, American - 'Egan'
- Wheatgrass, Slender - Wainwright Germplasm
- Wildrye, Beach - 'Benson'
- Wildrye, Beach - 'Reeve'
- Wormwood, Tilesius' - 'Caiggluk'

Released for Commercial Seed Production

The following germplasm are released by the Alaska Plant Materials Center for commercial seed production as Selected Class Pre-certified Germplasm seed (except for the three viviparous plant selections).

- Alkaligrass, Nootka - Ninilchik Germplasm
- Artemisia, Dusty Miller - Shemya Germplasm
- Barley, Meadow - Lowell Point Germplasm
- Bluegrass, Alpine - Teller Germplasm
- Bluegrass, Arctic - Adak Germplasm
- Bluegrass, Arctic - Council Germplasm
- Bluegrass, Arctic - Tin City Germplasm
- Bluegrass, Glaucous - Nome Germplasm
- Bluegrass, Large-glume - Andrew Bay Germplasm
- Bluegrass, Big - 'Service'
- Chamomile, Arctic Wild - Kotzebue Germplasm
- Cinquefoil, Staghorn - Mentasta Germplasm
- Fescue, Red - Henderson Ridge Germplasm
- Fescue, Viviparous - Safety Germplasm
- Fireweed, Dwarf - Kobuk Germplasm
- Fleabane, Beach - Clam Lagoon Germplasm
- Iris, Wild - Knik Germplasm
- Jacob's Ladder, Beautiful - Butte Germplasm
- Locoweed, Nodding - Franklin Bluffs Germplasm
- Lovage, Beach - Casco Cove Germplasm
- Oxytrope, Field - Black Rapids Germplasm
- Parsley, Jakutsk Snow - Tok Germplasm
- Reedgrass, Nootka - Pioneer Peak Germplasm
- Sedge, Longawn - Attu Germplasm
- Speargrass, Largeflower - Port Clarence Germplasm
- Sweetvetch, Alpine - Paxson Germplasm
- Trisetum, Spike - Nelchina Germplasm
- Wheatgrass, Thickspike - Solomon Germplasm
- Wheatgrass, Tufted - Slana Germplasm
- Wildrye, Downy - Cantwell Germplasm
- Yarrow, Boreal - Twenty Mile Germplasm

Commercially Available Species and Cultivars

Bluegrass, Alpine

'Gruening' alpine bluegrass (p.79)
Poa alpina, Cultivar

'Gruening' alpine bluegrass was released by the Alaska Plant Materials Center (PMC) in 1986 (Wright, 1991c). The species is widely adapted throughout Alaska. As the name implies, the species is adapted to high elevation areas.

It also performs well on sites drier than those tolerated by Kentucky bluegrass. Seed availability is limited. Before this cultivar is included in a planting plan, the availability of the seed should be researched.



Figure 27: 'Gruening' alpine bluegrass

Bluegrass, Glaucous

'Tundra' glaucous bluegrass (p.91)
Poa glauca, Cultivar

'Tundra' glaucous bluegrass was originally collected in Arctic Alaska. The cultivar was released by the University of Alaska Agricultural Experiment Station for revegetation in extreme northern areas with severe environmental conditions (Mitchell, 1979).



Figure 28: 'Tundra' glaucous bluegrass

Bluegrass, Kentucky

'Merion' Kentucky bluegrass
Poa pratensis, Cultivar

'Merion' Kentucky bluegrass was released in 1947 by the USDA Plant Service Research Division, ARS and the U.S. Golf Association Green Section. The cultivar is more adapted to close mowing than any other Kentucky bluegrass (USDA, 1972). Merion is often used in lawn mixes in Alaska.



Figure 29: 'Merion' Kentucky bluegrass

Bluegrass, Kentucky

'Nugget' Kentucky bluegrass (p. 93)
Poa pratensis, Cultivar

'Nugget' Kentucky bluegrass was released and developed by the University of Alaska Experiment Station in 1966. The source of this cultivar was a single plant collection made in 1957 at Hope, Alaska. 'Nugget' has outstanding winter survival (USDA, 1972) and is used extensively in Alaska for turf and lawns.



Figure 30: 'Nugget' Kentucky bluegrass is no longer recommended for standard revegetation. Its use should be limited to landscaping projects in urban or residential areas. This field is a foundation seed production field at the PMC. The other two cultivars of Kentucky bluegrass resemble 'Nugget'.

Commercially Available Species and Cultivars

Bluegrass, Kentucky

'Park' Kentucky bluegrass

Poa pratensis, Cultivar

'Park' Kentucky bluegrass was developed by the Minnesota Agricultural Experiment Station in 1957 (USDA, 1972). Hardiness of this cultivar is not as good as 'Nugget' in extreme northern areas of Alaska. However, it is still used in volume in Alaska. Like 'Nugget', its use tends to be limited to landscape and lawns.



Figure 31: 'Park' Kentucky bluegrass

Fescue, Red

'Arctared' red fescue (p. 101)

Festuca rubra, Cultivar

'Arctared' red fescue was released in 1965 as a revegetation species showing extreme hardiness throughout Alaska (Hodgson, 1978). The overly aggressive, sod-forming nature of this species often makes this cultivar unacceptable in reclamation. However, the cultivar is outstanding for erosion control. Also, the aggressive nature of this sodforming species may be utilized to prevent the invasion of native shrub species such as alder and willow. The University of Alaska Agricultural Experiment Station and the USDA cooperatively developed the cultivar.



Figure 32: 'Arctared' red fescue closely resembles all the red fescues.

Fescue, Red

'Boreal' red fescue, *Festuca rubra*, Cultivar

'Boreal' red fescue was developed by the Canadian Department of Agriculture Research Station in Beaverlodge, Alberta (USDA, 1972). This very hardy cultivar is similar to 'Arctared' in adaptation and potential use in Alaska. It is often substituted for 'Arctared' and is less expensive than 'Arctared'.



Figure 33: 'Boreal' red fescue

Fescue, Red

'Pennlawn' red fescue, *Festuca rubra*, Cultivar

'Pennlawn' red fescue was released in 1954 by the Pennsylvania Agricultural Experiment Station (USDA, 1972). The cultivar has less hardiness than either 'Arctared' or 'Boreal', but still has potential in mild areas of Alaska. This cultivar was selected for turf uses and, therefore, tends to be used for landscaping more than for revegetation.



Figure 34: 'Pennlawn' red fescue

Hairgrass, Bering

'Norcoast' Bering hairgrass (p 111)
Deschampsia beringensis, Cultivar

'Norcoast' Bering hairgrass was released in 1981 by the University of Alaska Agricultural Experiment Station as a forage and revegetation grass in northern areas. 'Norcoast' is recommended for revegetation use in coastal regions of Western Alaska to Southwestern Alaska and possibly in the northern maritime regions (Mitchell, 1985).



Figure 35: 'Norcoast' Bering hairgrass, *Deschampsia beringensis*, is an important revegetation species for coastal areas in Alaska. This cultivar was developed by the University of Alaska.

Hairgrass, Tufted

'Nortran' tufted hairgrass (p 113)
Deschampsia caespitosa, Cultivar

'Nortran' tufted Hairgrass was also released by the University of Alaska Agricultural Experiment Station. Intended use is similar to 'Norcoast'; however, this cultivar is better adapted to northern regions of Alaska (Mitchell, 1985). Commercial availability began in 1994.



Figure 36: 'Nortran' tufted hairgrass

Polargrass

'Alyeska' polargrass (p 127)
Arctagrostis latifolia, Cultivar

'Alyeska' polargrass is a cultivar developed by the University of Alaska Agricultural Experiment Station. The prime purpose for this cultivar is revegetation in Interior and Western Alaska (Mitchell, 1979). The species is adapted to moderately wet areas (Wright, 1992).



Figure 37: 'Alyeska' polargrass (*Arctagrostis latifolia*) is one of the cultivars being produced by the PMC for use in revegetation. This was one of the early cultivars developed by the University of Alaska.

Commercially Available Species and Cultivars

Polargrass

'Kenai' polargrass (p 129)

Arctagrostis latifolia, Cultivar

'Kenai' polargrass is a variety recommended for forage and revegetation in Central, Interior, and Southern Alaska (Mitchell, 1987). This species has potential for revegetating wet areas. This cultivar was developed by the Alaska Agriculture and Forestry Experiment Station at Palmer, Alaska.




Figure 38: 'Kenai' polargrass (also *Arctagrostis latifolia*) was developed for southern regions of Alaska.

Reedgrass, Bluejoint

'Sourdough' bluejoint reedgrass (p 131)

Calamagrostis canadensis, Cultivar

'Sourdough' bluejoint reedgrass is a cultivar with a wide range of adaptability. The species occurs throughout Alaska on both dry and wet sites. The cultivar was developed by the University of Alaska Agricultural Experiment Station for revegetation in northern latitudes (Mitchell, 1979). Commercial availability is erratic and when it is available, the seed is expensive (Wright, 1992).



Figure 39: 'Sourdough' bluejoint reedgrass

Ryegrass, Annual

Annual ryegrass, *Lolium multiflorum*

Ryegrass, Perennial

Perennial ryegrass, *Lolium perenne*

There are no cultivars called for in annual or perennial ryegrass since long-term survival is not critical and may not be desirable. These species provide a quick, temporary cover and should be limited to 10% or less of a seed mix. The use of these species should be limited because they use nutrients that are intended for the perennial species in the mix and can produce a heavy plant cover, slowing the growth of the perennial species. Annual and perennial ryegrasses are also very attractive to herbivores, causing potential vehicle/animal conflicts.



Figure 40: Annual ryegrass, *Lolium multiflorum*

Commercially Available Species and Cultivars

Sloughgrass, American

'Egan' American sloughgrass (p 137)
Beckmannia syzigachne, Cultivar

'Egan' American sloughgrass was released by the Alaska Plant Materials Center in 1990 as a wetland rehabilitation cultivar (Wright, 1991a). This is the state's first cultivar developed solely for wetland restoration. Additionally, the species benefits wildlife by providing forage and seed for waterfowl (Wright, 1992).



Figure 41: 'Egan' American sloughgrass

Wheatgrass, Slender

Wainwright Germplasm slender wheatgrass (p 145)
Elymus trachycaulus (synonym *Agropyron pauciflorum*), Selected Class "Natural"

Wainwright is a dryland species originally collected on a gunnery range at Ft. Wainwright, Alaska. This species was selected because of its natural adaptability to colonize dry rocky/gravelly soil. It has become the largest commercially produced perennial grass in Alaska both in volume and in the number of producers. This Selected Class release was the first attempt by the PMC to develop a pre-certified category of seed for use in Alaska.



Figure 42: Wainwright Germplasm slender wheatgrass

Wildrye, Beach

'Benson' beach wildrye (p 151)
Elymus mollis (synonym *Leymus mollis*), Cultivar

'Benson' is a cultivar of native species released by the Alaska Plant Materials Center in 1991 (Wright, 1994b). 'Benson' is available only from vegetative cuttings (sprigs). Seed will not be available. 'Benson' was selected for use in sandy areas of high erosion potential. Revegetation with sprigs is a preferred method of revegetating highly erodible areas (Wright, 1994c).



Figure 43: 'Benson' beach wildrye

Commercially Available Species and Cultivars

Wildrye, Beach

'Reeve' beach wildrye (p 153)

Elymus arenarius (synonym *Leymus arenarius*),
Cultivar

'Reeve' beach wildrye is a 1991 release of the Alaska Plant Materials Center. The cultivar has high potential in coastal restoration, especially in the foredunes and other sandy sites throughout coastal and insular Alaska (Wright, 1994a). Unlike 'Benson' this cultivar is available as seed.



Figure 44: 'Reeve' beach wildrye was a 1991 release by the Alaska Plant Materials Center. This cultivar, unlike the native collection 'Benson' beach wildrye, was released for seed production.

Wormwood, Tilesius'

'Caiggluk' Tilesius' wormwood (p 157)

Artemisia tilesii, Cultivar

'Caiggluk' Tilesius' wormwood was developed and released by the Alaska Plant Materials Center in 1989 as a reclamation species. This forb has a wide range of adaptations throughout Alaska (Wright, 1992).



Figure 45: 'Caiggluk' Tilesius' wormwood, *Artemisia tilesii*, is a cultivar developed by the PMC. This broadleaf has a wide range of adaptability throughout Alaska.

Released for Commercial Seed Production

Alkaligrass, Nootka

Ninilchik Germplasm nootka alkaligrass (p 73)

Puccinellia nutkaensis, Selected Class "Natural"

Ninilchik Germplasm nootka alkaligrass is an Accession from a species that occupies a very specific niche in coastal Alaska; it is intended to be used on revegetation projects where the site is sometimes flooded by extremely high tides or storm surges. This is a species that does best on silty or gravelly coastal soils and is most often found in Southcentral and Southeast Alaska. Ninilchik was collected near the village of Ninilchik, Alaska, and was released in 2007 as a Selected Class accession (Wright, 2007).



Figure 46: Ninilchik Germplasm nootka alkaligrass

Artemisia, Dusty Miller

Shemya Germplasm dusty miller artemisia (p 75)

***Artemisia stelleriana*, Selected Class "Natural"**

Artemisia stelleriana is an interesting species in Alaska because it is only classified as native to North America on the western-most Aleutian Islands, including Shemya Island. The concept of it being native to such a limited region of North America seems to discount the fact that the original Aleut population did conduct trade with more Western societies and groups in Asia (where the species is native and widespread). Shemya germplasm was released for limited revegetation use and is only recommended for planting on the Western Aleutian Islands. It can, however, be used in landscape applications throughout Alaska where the species does well. The best performance can be expected on sandy to gravelly soils (Wright, 2007).



Figure 47: Shemya Germplasm dusty miller

Barley, Meadow

Lowell Point Germplasm meadow barley (p 77)

***Hordeum brachyantherum*, Selected Class "Natural"**

This meadow barley collection was originally harvested near Seward, Alaska. This species is an important coastal grass, most frequently found in wet areas and often on fine soils, like clays; however, at times it grows on rocky or gravelly sites, provided adequate moisture exists. The material was released as a Selected Class for commercial production in 2006 (Wright, 2006).



Figure 48: Lowell Point Germplasm meadow barley

Bluegrass, Alpine

Teller Germplasm alpine bluegrass (p 81)

***Poa alpina*, Selected Class "Natural"**

Teller is a native collection of *Poa alpina* intended for general revegetation projects throughout Alaska. In the future, this collection may replace 'Gruening' alpine bluegrass. The original seed source was near Teller, Alaska – a small village west of Nome, Alaska. This is a Selected Class release (Wright, 2006).



Figure 49: Teller Germplasm alpine bluegrass

Bluegrass, Arctic

Adak Germplasm arctic bluegrass (p 83)
(viviparous form), *Poa arctica*,
Selected Class "Natural"

Adak Germplasm is a PMC Selected Class Release of the species *Poa arctica*, arctic bluegrass (Wright, 2006). This collection was, as the name suggests, from Adak Island. The release is unique in the fact that it reproduces via asexual reproduction. This collection is viviparous meaning it produces small plantlets in the seedhead in place of true seed. This collection is adapted to the entire Aleutian Archipelago. It does, however, perform best on dry upland sites in the region.



Figure 50: Adak Germplasm arctic bluegrass (viviparous form)



Figure 51: Viviplets of a viviparous arctic bluegrass plant are shown in this photograph. Note the root development. This root development occurred in less than 24 hours.

Bluegrass, Arctic

Council Germplasm arctic bluegrass (p 85)
Poa arctica, Selected Class "Natural"

Council Germplasm arctic bluegrass represents a species that is common throughout Alaska (Wright, 2007). The PMC has released two other germplasm collections of arctic bluegrass; however, both of these were viviparous examples of the species. Council Germplasm produces true seed. This release can be used throughout Alaska on a wide variety of soils, but it will work best in Interior, Western, and Arctic revegetation zones of Alaska.



Figure 52: Council Germplasm arctic bluegrass

Bluegrass, Arctic

Tin City Germplasm arctic bluegrass (p 83)
(viviparous form), *Poa arctica*,
Selected Class "Natural"

Tin City Germplasm arctic bluegrass is another collection of viviparous *Poa arctica*. This collection, however, was obtained near the small mining town of Tin City, Alaska. The Selected Class release was placed in production in 2006 (Wright, 2006). Tin City Germplasm arctic bluegrass is intended for use in the northern half of Alaska. Like the other viviparous releases, this collection needs to be used as a vegetatively propagated species, not a seeded grass.



Figure 53: Tin City Germplasm arctic bluegrass (viviparous form) in production

Bluegrass, Glaucous

Nome Germplasm glaucous bluegrass (p 89)
Poa glauca, Selected Class "Natural"

Glaucous bluegrass is a relatively common grass on dry mineral soils in the state. This collection was originally harvested near Nome, Alaska. This accession has a wider use range than the bluegrass cultivar 'Tundra'; however, it is not recommended for use in the arctic revegetation region. Nome was released in 2007 (Wright, 2007). It is also a Selected Class release.




Figure 54: Nome Germplasm glaucous bluegrass

Bluegrass, Large-glume

Andrew Bay Germplasm large-glume bluegrass (p 95)
Poa macrocalyx, Selected Class "Natural"

Large-glume bluegrass is a perennial bunch grass found along coastlines inland of the primary coastal dunes and beach wildrye communities. Andrew Bay Germplasm originated on Adak Island near the Midpoint of the Aleutian Island Chain. This variety was collected in 1993 and released for commercial production in 2006 (Wright, 2006). The primary intended use of Andrew Bay Germplasm is revegetation and erosion control in coastal regions of Alaska from the Juneau area westward through the Aleutian Islands, and northward on the Western coast to roughly Scammon Bay.



Figure 55: Andrew Bay Germplasm largeglume bluegrass

Bluegrass, Big

'Service' Big Bluegrass (p 87)
Poa secunda

'Service' big bluegrass was a cultivar release in 1989, but the official registration did not occur. The seed has been released and available for commercial exploitation, but no interest in commercial production has arisen to date. The material is currently distributed for experimental purposes and likely has some value in the landscape industry.



Figure 56: 'Service' big bluegrass

Chamomile, Arctic Wild

Kotzebue Germplasm arctic wild chamomile (p 97)
***Tripleurospermum maritima*, Selected Class "Natural"**

Kotzebue Germplasm arctic wild chamomile, a perennial forb, grows on Alaska's northwestern seashores and the Arctic coast. This species was selected for revegetation, restoration, and possible landscape seedings. The material was collected south of the Kotzebue airport in August 1996 and released for commercial production in 2006 (Wright, 2006).



Figure 57: Kotzebue Germplasm arctic wild chamomile

Cinquefoil, Staghorn

Mentasta Germplasm staghorn cinquefoil (p 99)
Potentilla bimundorum (Potentilla multifida)
Selected Class "Natural"

This accession is the first cinquefoil released by the Alaska Plant Materials Center. This genus has many examples of collections developed for the horticulture trade. Mentasta however, was developed for reclamation and revegetation uses. The collection was obtained near the village of Tok in 1995. The species does best on sandy to gravely mineral soils. Like the other recent Selected Class releases, Mentasta was not genetically manipulated for specific traits. Therefore, it carries the designation "Natural".



Figure 58: Mentasta Germplasm staghorn cinquefoil

Fescue, Red

Henderson Ridge Germplasm red fescue (p 103)
***Festuca rubra*, Selected Class "Natural"**

Henderson Ridge red fescue was collected on Attu Island at the western end of the Aleutian archipelago in order to provide a seed source of red fescue native to that region. The intended use is revegetation and erosion control. Use of this material should be restricted to that region because its adaptation is not as widespread as the other red fescue cultivars used in Alaska ('Boreal' and 'Arctared'). Henderson Ridge Germplasm was collected in 1993 and was released as a Selected Class in 2006 (Wright, 2007).




Figure 59: Henderson Ridge Germplasm red fescue

Fescue, Viviparous

Safety Germplasm viviparous fescue (p 105)
Festuca viviparoides, Selected Class "Natural"

This fescue species reproduces by viviparous means. This 2006 Select Class release (Wright, 2007) will only be available as a viviparous accession, meaning it will not be available as true seed. The parent material was collected north of the Safety area of Alaska. This unique harvest site supported only two species, both of which were viviparous (the other being *Poa arctica*). This release is intended for use in Arctic, Western, and Interior Alaska.



Figure 60: Safety Germplasm viviparous fescue

Fireweed, Dwarf

Kobuk Germplasm dwarf fireweed (p 107)
Chamerion latifolium, Selected Class "Natural"

This accession was collected near the village of Kotzebue, Alaska. It is a common species often found on river gravel bars throughout Alaska; hence its other common name-.river beauty. This collection was released in 2007 and is expected to be used throughout Alaska. Production of this species (dwarf fireweed) has proven more successful than tall fireweed.



Figure 61: Kobuk Germplasm dwarf fireweed

Fleabane, Beach

Clam Lagoon Germplasm beach fleabane (p 109)
Senecio pseudoarnica, Selected Class "Natural"

Clam Lagoon Germplasm is a selection of beach fleabane collected on Adak Island in 1993 and released for commercial seed production in 2006 (Wright, 2006). This species commonly occurs in coastal areas of Alaska, often in association with beach wildrye (*Leymus mollis*). Its use should be restricted to revegetation and erosion control, but there may be some secondary value as an ornamental in some applications. This forb is a rhizomatous perennial in the composite (aster) family. This release is in the Selected Class of the Pre-certified Seed Production System.



Figure 62: Clam Lagoon Germplasm beach fleabane

Chapter 5: Cultivars and Species for Use in Alaska
Released for Commercial Seed Production

Iris, Wild

Knik Germplasm wild iris (p 115)

***Iris setosa*, Selected Class "Natural"**

Knik is a 2007 Selected Class release (Wright, 2007) intended for revegetation and landscaping. Production of seed is straightforward and relatively easy. The accession is best used on wet soil and in seed mixes with non-competitive grasses. Knik is best adapted for Southcentral, Southeast, and Southwest Alaska.



Figure 63: Knik Germplasm wild iris

Jacob's Ladder, Beautiful

Butte Germplasm beautiful Jacob's ladder (p 117)

***Polemonium pulcherrimum*, Selected Class "Natural"**

Butte Germplasm beautiful Jacob's ladder is a 2007 Selected Class release (Wright, 2007). This species is highly adapted to gravelly soils and has value in its colorful appearance. Using this species not only enhances diversity, it adds an aesthetic component to any revegetation mix.



Figure 64: Field production of Butte Germplasm beautiful Jacob's ladder near Fairbanks, AK.

Locoweed, Nodding

Franklin Bluffs Germplasm nodding locoweed (p 119)

***Oxytropis deflexa*, Selected Class "Natural"**

Franklin Bluffs Germplasm nodding locoweed is a 2008 Selected Class release from the Alaska Plant Materials Center. This native Alaska legume was collected on the Arctic coastal plain in 1995. This species is highly adapted to gravelly sites and is intended for use in reclamation and revegetation in the northern and central regions of Alaska. Aspects of seed production will be similar to other commercial legumes in the same class.



Figure 65: Franklin Bluffs nodding locoweed

Lovage, Beach

Casco Cove Germplasm beach lovage (p 121)
Ligusticum scoticum, Selected Class "Natural"

Beach lovage is in the parsley family. The species is quite common on coastal sites and will be an important component in coastal revegetation seed mixes. This particular accession was collected on Attu Island in 1993. Production has occurred at the PMC since 1994 and the germplasm was released in 2006 (Wright, 2006).



Figure 66: Casco Cove Germplasm beach lovage

Oxytrope, Field

Black Rapids Germplasm field oxytrope (p 123)
Oxytropis campestris, Selected Class "Natural"

Black Rapids Germplasm field oxytrope is the first legume released from the PMC. It was released in 2007 (Wright, 2007). This selection was collected near Black Rapids on the Richardson Highway. This species is adapted to rocky and gravelly dry soils. Field oxytrope is often an early colonizer of disturbed sites. As with most legumes, field oxytrope fixes nitrogen and may increase soil fertility.



Figure 67: Black Rapids Germplasm field oxytrope

Parsley, Jakutsk Snow

Tok Germplasm Jakutsk snow parsley (p 125)
Cnidium cniidifolium, Selected Class "Natural"

Tok Selected Class Germplasm *Cnidium cniidifolium* was collected near Tok, Alaska, and later released as Tok Germplasm Jakutsk snow parsley for revegetation purposes (Wright, 2006). It grows best on gravelly sites. Its presence in a seed mix results in a stand having a very natural, meadow-like appearance.



Figure 68: Tok Germplasm Jakutsk snow parsley

Reedgrass, Nootka

Pioneer Peak Germplasm Nootka Reedgrass (p 133)
Calamagrostis nutkaënsis, Selected Class "Natural"

Pioneer Peak Germplasm nootka reedgrass was released in 2008. This was a Selected Class release with the "Natural" designation, indicating there was no intentional manipulation of the genetic base for specific traits. This accession was originally collected in 200 near the Eklutna Flats. The primary use of this collection will be revegetation through interior and south-central Alaska.



Figure 69: Pioneer Peak Germplasm nootka reedgrass

Sedge, Longawn

Attu Germplasm longawn sedge (p 135)
Carex macrochaeta, Selected Class "Natural"

Attu Germplasm longawn sedge is a 2007 release by the Alaska Plant Materials Center (Wright, 2007). This sedge is quite common along coastal areas of Alaska. Its use in revegetation is suggested if coastal wetlands are impacted.




Figure 70: Attu Germplasm longawn sedge

Speargrass, Largeflower

Port Clarence Germplasm largeflower speargrass (p 139)
Poa eminens, Selected Class "Natural"

Largeflower speargrass grows in coastal areas, most often behind foredunes or where foredunes do not exist. As an aggressive species that spreads vegetatively by rhizomes, it develops into large stands in coastal wetland situations. This accession was originally collected near the Port Clarence LORAN Station northwest of Nome, Alaska. This species is intended to be used on revegetation projects throughout coastal Alaska. Port Clarence germplasm was released in 2007 (Wright, 2007).



Figure 71: Port Clarence Germplasm largeflower speargrass

Sweetvetch, Alpine

Paxson Germplasm alpine sweetvetch (p 141)
Hedysarum alpinum, Selected Class "Natural"

Alpine sweetvetch is an easily recognized and frequently encountered legume of Alaska. Paxson germplasm was collected near the Paxson Roadhouse. This species is most often found on dry, gravelly soils, especially near rivers. It is suspected of being a nitrogen-fixing species. Paxson germplasm is recommended for use in Interior and Southcentral Alaska. The collection was released for commercial production in 2007 (Wright, 2007).



Figure 72: Paxson Germplasm alpine sweetvetch

Trisetum, Spike

Nelchina Germplasm spike trisetum (p 143)
Trisetum spicatum, Selected Class "Natural"

Nelchina was released for revegetation of dry sites with mineral soils. The species has nearly a worldwide distribution and is one of the more cosmopolitan grasses. Despite being a common grass, this release is the first for the species. Nelchina Germplasm spike trisetum is a Selected Class release developed by the PMC and released in 2006 (Wright, 2006).



Figure 73: Nelchina Germplasm spike trisetum

Wheatgrass, Thickspike

Solomon Germplasm thickspike wheatgrass (p 147)
Elymus macrourus (synonym *Agropyron macrourum*), Selected Class "Natural"

Solomon Germplasm thickspike wheatgrass is a Selected Class release developed by the PMC and released in 2006 (Wright, 2006). This grass species is fairly common in Alaska. It naturally occupies dry mineral soils and gravelly sites. Solomon was collected east of Nome, Alaska, near the Solomon Roadhouse.



Figure 74: Solomon Germplasm thickspike wheatgrass

Wheatgrass, Tufted

Slana Germplasm tufted wheatgrass (p 149)
***Elymus macrourus*, Selected Class "Natural"**

Slana Germplasm tufted wheatgrass was released as a Selected Class in 2007 (Wright, 2007). As with most wheatgrass species, this accession does best on gravel soils in dry conditions and is recommended for revegetation in Interior Alaska. This accession can be interchanged with the other Alaska releases of wheatgrass in the Interior region. It was collected in 1995 near the settlement of Slana.



Figure 75: Slana Germplasm tufted wheatgrass

Wildrye, Downy

Cantwell Germplasm downy wildrye (p 155)
***Leymus innovatus*, Selected Class "Natural"**

Cantwell Germplasm downy wildrye is a 2007 precertified Selected Class release (Wright, 2007). This accession was collected near Cantwell on a dry, gravelly site and is useful on revegetation projects in Interior Alaska. Its true value shows when used for revegetation on dry mine sites and south-facing cut and fill slopes.



Figure 76: Cantwell Germplasm downy wildrye

Yarrow, Boreal

Twenty Mile Germplasm boreal yarrow (p 159)
***Achillea millefolium var. borealis*, Selected Class "Natural"**

Twenty Mile boreal yarrow is a 2006 Selected Class Germplasm release derived from parent material collected near Portage, Alaska, in 1994 (Wright, 2006). This is a coastal collection and does well in coastal settings, but has sufficient adaptability to be useful in inland areas also. Yarrow, like the parsley family species, has the ability to create the appearance of a natural meadow stand in reseeded areas; the presence of the white/cream flowers breaks up the usual homogeneity of grass plantings.



Figure 77: Twenty Mile Germplasm boreal yarrow

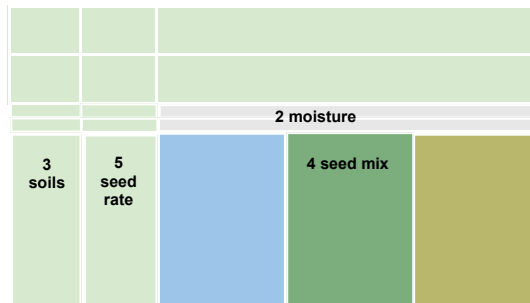
Chapter 6: Choose Species/Cultivars for Revegetation Projects

Instructions for Revegetation Suggestions Charts

1. Select region of state based on the map below.



2. Estimate the soil moisture conditions at the site.
3. Select the soil type based on standard engineering soil Classification (see p. 45).
4. Select an effective seed mix from the three categories listed in the seed mix on the appropriate map.
(It is always prudent to use more than one selection in a seed mix. Remember, it is called a mix; implying more than one component)



All entries are listed in order of preference. Listing in order of recommendation gives the designer guidance to prudently select species based on local preference and availability, as well as the secondary consideration of cost.

Contents of Chapter 6

- Instructions
- Table 1a: Species/Cultivar Characteristic Chart (available commercially)
- Table 1b: Species/Cultivar Characteristic Chart (not available commercially)
- Table 2: Chart Symbols for Soil Types
- Revegetation Suggestions for Arctic Alaska
- Revegetation Suggestions for Western Alaska
- Revegetation Suggestions for Interior Alaska
- Revegetation Suggestions for Southwest Alaska
- Revegetation Suggestions for Southcentral Alaska
- Revegetation Suggestions for Southeast Alaska

Instructions continued

“Category 1” species should account for 80–100% of the seed mix. If the site is approximately uniform with regard to soil conditions, a two- to three-species mix of exclusively category 1 species suffices. Conversely, if soil conditions vary considerably, category 1 species should comprise the lower end of the percent range.

“Category 2” species give variety to the mix, allowing the designer to cover a broad range of variable conditions.

“Category 3” usually includes species in short supply or of high cost. Category 3 material adds the highest degree of variability to the mix and may also be recommended when special concerns about environmental issues, such as stream crossings, are encountered. Category 3 material should not exceed 5% of the total mix, and its portion should reduce the category 1 percentages, not category 2.

An example:

For a project in the Southcentral region with average soil moisture and SW soils, ‘Norcoast’ Bering Hairgrass can form 60% of the category 1 portion of the mix. Another category 1 species should comprise 20–40% of the mix, depending on variability of soil type. If the second species comprises less than 40% of the mix, category 2 or possibly category 3 species are used to bring the total to 100%. Wainwright Germplasm slender wheatgrass is the highest recommended category 2 species, followed by ‘Boreal’ red fescue in this specific example.

5. Seeding rates for the entire mix are listed in the column **“Seed Rate”**. This number is interchangeable for either pounds per acre or kilograms per hectare.
6. If the site is determined to be an **erosion hazard**, add **no more than 10% annual ryegrass** to the previously developed mix. The species, while giving temporary erosion protection, competes for nutrients with the longterm perennial species. Also, annual ryegrass is a highly palatable and attractive forage species that can attract herbivores (i.e. moose and deer).

Determining Regions

If your project lies near regional boundaries and you cannot determine what region’s specifications should be used, follow these guidelines:

Arctic—Interior:
Use Interior

Arctic—Western:
Use Western

Western—Interior:
Use Interior

Western—Southwestern:
Use Western

Western—Southcentral:
Use Southcentral

Southwestern—Southcentral: Use Southcentral

Southcentral—Interior:
Use Interior

Southcentral—Southeast:
Use Southcentral

**Table 1a: Species/Cultivar Characteristic Chart
(available commercially)**

Species	Cultivar Or Equivalent	Availability 1	Site Conditions Adaptation	Growth Form 2	Height Average 3	Region Of Use 4	Category 5
Bluegrass, Alpine <u>Poa alpina</u>	Gruening	Fair	Dry	Bunch	6 in.	All	1,2,3
Bluegrass, Glaucous <u>Poa glauca</u>	Tundra	Fair	Dry	Bunch	10 in.	A,I,W	1,2,3
Bluegrass, Kentucky <u>Poa pratensis</u>	Merion	Excellent	Lawns	Sod	10 in.	I,SC,SE	1,2,3
Bluegrass, Kentucky <u>Poa pratensis</u>	Nugget	Good	Lawns	Sod	10 in.	I,SC,SE	1,2,3
Bluegrass, Kentucky <u>Poa pratensis</u>	Park	Excellent	Lawns	Sod	10 in.	I,SC,SE	1,2,3
Fescue, Red <u>Festuca rubra</u>	Arctared	Very Good	Dry to Wet	Sod	18 in.	All	1,2,3
Fescue, Red <u>Festuca rubra</u>	Boreal	Excellent	Dry to Wet	Sod	18 in.	W,I,SE,SC,SW	1,2,3
Fescue, Red <u>Festuca rubra</u>	Pennlawn	Excellent	Dry to Wet	Sod	12 in.	I,SC	1,2,3
Hairgrass, Bering <u>Deschampsia beringensis</u>	Norcoast	Good	Dry to Wet	Bunch	20 in.	All	1,2,3
Hairgrass, Tufted <u>Deschampsia caespitosa</u>	Nortran	Good	Dry to Wet	Bunch	20 in.	All	1,2,3
Polargrass <u>Arctagrostis latifolia</u>	Alyeska	Fair	Wetter Areas	Sod	24 in.	A,I,W,SC	2,3
Polargrass <u>Arctagrostis latifolia</u>	Kenai	Fair	Wetter Areas	Sod	24 in.	SC,SE,SW	2,3
Reedgrass, Bluejoint <u>Calamagrostis canadensis</u>	Sourdough	Fair	All	Sod	36 in.	All	3

1 Availability varies from year to year and within any given year.

2 Growth form and height will vary with conditions.

3 Typical DOT/PF sites will tend to produce shorter and more bunchy stands of these species.

4 Region of Use: W = Western Alaska; I = Interior Alaska; SE = Southeast Alaska; SC = Southcentral Alaska; SW = Southwest Alaska; A = Arctic Alaska; All = All of Alaska.

5 Category ratings (from Revegetation Suggestions Chart) often reflect availability. Availability is subject to change. This will in the future cause many category 3 selections to be raised to 2 or even 1.

**Table 1a: Species/Cultivar Characteristic Chart
(available commercially)**

Species	Cultivar Or Equivalent	Availability 1	Site Conditions Adaptation	Growth Form 2	Height Average 3	Region Of Use 4	Category 5
Ryegrass, Annual <u>Lolium multiflorum</u>	-	Excellent	Dry, Limited Use	Temp.	16 in.	All	3
Ryegrass, Perennial <u>Lolium perenne</u>	-	Excellent	Dry, Limited Use	Temp.	16 in.	All	3
Sloughgrass, American <u>Beckmannia syzigachne</u>	Egan	Good	Wet	Bunch	18 in.	I,W,SC,SE	1,2,3
Wheatgrass, Slender <u>Elymus trachycaulus</u>	Wainwright Germplasm	Excellent	Dry, Gravel	Bunch	20 in.	I,W,SC	1,2,3
Wildrye, Beach <u>Leymus mollis</u>	Benson	Poor	Sandy, Dry	Sod	24 in.	W,SC,SW, SE	3
Wildrye, Beach <u>Leymus arenarius</u>	Reeve	Poor	Sandy, Dry	Sod	24 in.	W,SC,SW, SE	3
Wormwood, Tilesius' <u>Artemisia tilesii</u>	Caiggluk	Poor	All	Bunch	20 in.	W,I,SC, SE,SW	3

1 Availability varies from year to year and within any given year.

2 Growth form and height will vary with conditions.

3 Typical DOT/PF sites will tend to produce shorter and more bunchy stands of these species.

4 Region of Use: W = Western Alaska; I = Interior Alaska; SE = Southeast Alaska; SC = Southcentral Alaska; SW = Southwest Alaska; A = Arctic Alaska; All = All of Alaska.

5 Category ratings (from Revegetation Suggestions Chart) often reflect availability. Availability is subject to change. This will in the future cause many category 3 selections to be raised to 2 or even 1.

Table 1b: Species/Cultivar Characteristic Chart (not available commercially)

These species have been released, but are not yet available commercially.

Species	Cultivar Or Equivalent	Availability 1	Site Conditions Adaptation	Growth Form 2	Height Average 3	Region Of Use 4	Category 5
Alkaligrass, Nootka Puccinellia nutkaensis	Ninilchik Germplasm	Poor	Coastal	Sod	8 in.	W,SC,SE	3
Artemisia, Dusty Miller Artemisia stelleriana	Shemya Germplasm	Poor	Coastal Western Aleutians	Stolens	12 in.	SW	3
Barley, Meadow Hordeum brachyantherum	Lowell Point Germplasm	Poor	Coastal	Bunch	24 in.	W,SW, SC,SE	3
Bluegrass, Alpine Poa alpina	Teller Germplasm	Poor	Dry, Gravel	Bunch	8 in.	W,I, SW,SC	3
Bluegrass, Arctic Poa arctica	Adak Germplasm viviparous form	Poor	Most	Bunch	12 in.	A,I,W, SW,SC	3
Bluegrass, Arctic Poa arctica	Council Germplasm	Poor	Most	Bunch	12 in.	A,I,W, SW,SC	3
Bluegrass, Arctic Poa arctica	Tin City Germplasm viviparous form	Poor	Dry, Sand, Gravel	Bunch	12 in.	W, I, SW,SC	3
Bluegrass, Glaucous Poa glauca	Nome Germplasm	Poor	Most	Bunch	12 in.	W,I, SW,SC	3
Bluegrass, Large-glume Poa macrocalyx	Andrew Bay Germplasm	Poor	Coastal	Bunch	16 in.	SW,SC,SE	3
Bluegrass, Big Poa secunda	Service	Poor	Dry	Bunch	16 in.	I,SC	3
Chamomile, Arctic Wild Tripleurospermum maritima	Kotzebue Germplasm	Poor	Coastal	Bunch	8 in.	A,W	3

1 Availability varies from year to year and within any given year.

2 Growth form and height will vary with conditions.

3 Typical DOT/PF sites will tend to produce shorter and more bunched stands of these species.

4 Region of Use: W = Western Alaska; I = Interior Alaska; SE = Southeast Alaska; SC = Southcentral Alaska; SW = Southwest Alaska; A = Arctic Alaska; All = All of Alaska.

5 Category ratings (from Revegetation Suggestions Chart) often reflect availability. Availability is subject to change. This will in the future cause many category 3 selections to be raised to 2 or even 1.

Table 1b: Species/Cultivar Characteristic Chart (not available commercially)

These species have been released, but are not yet available commercially.

Species	Cultivar Or Equivalent	Availability 1	Site Conditions Adaptation	Growth Form 2	Height Average 3	Region Of Use 4	Category 5
Cinquefoil, Staghorn <u>Potentilla bimundorum</u>	Mentasta Germplasm	Poor	Dry	Bunch	6 in.	I,W,SC	3
Fescue, Red <u>Festuca rubra</u>	Henderson Ridge Germplasm	Poor	Coastal	Sod	14 in.	SW	3
Fescue, Viviparous <u>Festuca viviparoidea</u>	Safety Germplasm	Poor	Dry, Sandy, Gravel	Bunch	6 in.	A,W,I, SW,SC	3
Fireweed, Dwarf <u>Chamerion latifolium</u>	Kobuk Germplasm	Poor	Dry, Gravel, Sand	Bunch	12 in.	I,W,SC	3
Fleabane, Beach <u>Senecio pseudoarnica</u>	Clam Lagoon Germplasm	Poor	Coastal, Sand, Gravel	Sod	24 in.	W,SW SE,SC	3
Iris, Wild <u>Iris setosa</u>	Knik Germplasm	Poor	Coastal	Sod	12 in.	W,SW, SC,SE	3
Jacob's Ladder, Beautiful <u>Polemonium pulcherrimum</u>	Butte Germplasm	Poor	Dry, Gravel	Bunch	16 in.	I,SC	3
Locoweed, Nodding <u>Oxytropis deflexa</u>	Franklin Bluffs Germplasm	Poor	Dry, Gravel	Bunch	8 in.	A,W,I	3
Lovage, Beach <u>Ligusticum scoticum</u>	Casco Cove Germplasm	Poor	Coastal	Bunch	16 in.	W,SW, SC,SE	3
Oxytrope, Field <u>Oxytropis campestris</u>	Black Rapids Germplasm	Poor	Dry, Gravel	Bunch	8 in.	A,W,I	3
Parsley, Jakutsk Snow <u>Cnidium cnidiifolium</u>	Tok Germplasm	Poor	Most	Bunch	24 in.	I,SC	3

1 Availability varies from year to year and within any given year.

2 Growth form and height will vary with conditions.

3 Typical DOT/PF sites will tend to produce shorter and more bunched stands of these species.

4 Region of Use: W = Western Alaska; I = Interior Alaska; SE = Southeast Alaska; SC = Southcentral Alaska; SW = Southwest Alaska; A = Arctic Alaska; All = All of Alaska.

5 Category ratings (from Revegetation Suggestions Chart) often reflect availability. Availability is subject to change. This will in the future cause many category 3 selections to be raised to 2 or even 1.

Table 1b: Species/Cultivar Characteristic Chart (not available commercially)

These species have been released, but are not yet available commercially.

Species	Cultivar Or Equivalent	Availability 1	Site Conditions Adaptation	Growth Form 2	Height Average 3	Region Of Use 4	Category 5
Reedgrass, Nootka <u>Calamagrostis nutkaensis</u>	Pioneer Peak Germplasm	Poor	All	Sod	24 in.	W,I,SW, SC,SE	3
Sedge, Longawn <u>Carex macrochaeta</u>	Attu Germplasm	Poor	Coastal	Sod	12 in.	W,SW, SC	3
Speargrass, Largeflower <u>Poa eminens</u>	Port Clarence Germplasm	Poor	Coastal	Sod	24 in.	W,SW, SC,SE	3
Sweetvetch, Alpine <u>Hedysarum alpinum</u>	Paxson Germplasm	Poor	Dry, Gravel	Bunch	24 in.	W,I,SC	3
Trisetum, Spike <u>Trisetum spicatum</u>	Nelchina Germplasm	Poor	All	Bunch	18 in.	W,I, SW,SC	3
Wheatgrass, Thickspike <u>Elymus macrourus</u>	Solomon Germplasm	Poor	Dry	Bunch	24 in.	W,I,SC	3
Wheatgrass, Tufted <u>Elymus macrourus</u>	Slana Germplasm	Poor	Dry, Gravel	Bunch	24 in.	I,SC	3
Wildrye, Downy <u>Leymus innovatus</u>	Cantwell Germplasm	Poor	Dry, Gravel, Sand	Bunch	24 in.	I,SC	3
Yarrow, Boreal <u>Achillea millefolium</u>	Twenty Mile Germplasm	Poor	All	Sod	24 in.	W,I, SW,SC, SE	3

1 Availability varies from year to year and within any given year.

2 Growth form and height will vary with conditions.

3 Typical DOT/PF sites will tend to produce shorter and more bunched stands of these species.

4 Region of Use: W = Western Alaska; I = Interior Alaska; SE = Southeast Alaska; SC = Southcentral Alaska; SW = Southwest Alaska; A = Arctic Alaska; All = All of Alaska.

5 Category ratings (from Revegetation Suggestions Chart) often reflect availability. Availability is subject to change. This will in the future cause many category 3 selections to be raised to 2 or even 1.

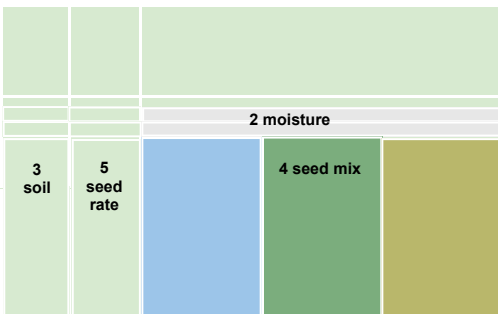
Table 2: Chart Symbols for Soil Types

Symbol	Soil Type
GW	well-graded gravel
GP	poorly-graded gravel
GM	silty gravel
GC	clayey gravel
SW	well-graded sand
SP	poorly-graded sand
SM	silty sand
SC	clayey sand
ML	silt
CL	lean clay
OL	organic clay/silt - low plasticity
MH	elastic silt
CH	flat clay
OH	organic clay/silt - high plasticity
Pt	peat - high organic

Revegetation Suggestions for Arctic Alaska

Based on Soil Characteristics & Available Moisture

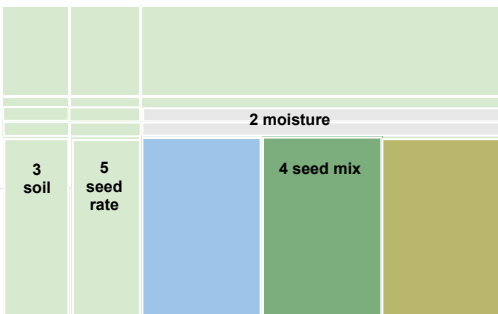
Soil Group (Refer to Soil Type Chart)	Seed Rate (Refer to Directions)	Species/Cultivar Selection (Refer to Species/Cultivar Characteristic Chart For Category Ratings)		
High Organic		Suggest fertilizer only. If seeding is stipulated use suggestions for SW, SP, SM, SC soils.		
GW, GP		Suggest scarification and fertilizer only. If seeding is stipulated use suggestions for GM, GC soils and moisture.		
		Soil Moisture Characteristics		
		Saturated (Hydric)	Average (Mesic)	Very Dry (Xeric)
GM, GC	20	1 'Arctared' red fescue 1 'Alyeska' polargrass 2 'Tundra' glaucous bluegrass 2 'Norcoast' Bering hairgrass 3 'Egan' American sloughgrass 3 'Boreal' red fescue	1 'Arctared' red fescue 1 'Alyeska' polargrass 1 'Tundra' glaucous bluegrass 2 'Nortran' tufted hairgrass 2 'Gruening' alpine bluegrass	1 'Arctared' red fescue 1 'Alyeska' polargrass 1 'Tundra' glaucous bluegrass 2 'Gruening' alpine bluegrass
SW, SP, SM, SC	40	1 'Arctared' red fescue 1 'Alyeska' polargrass 1 'Tundra' glaucous bluegrass 2 'Gruening' alpine bluegrass 2 'Nortran' tufted hairgrass 3 'Norcoast' Bering hairgrass 3 'Caiggluk' Tilesy sagebrush	1 'Arctared' red fescue 1 'Alyeska' polargrass 1 'Tundra' glaucous bluegrass 2 'Gruening' alpine bluegrass 2 'Nortran' tufted hairgrass 3 'Norcoast' Bering hairgrass	1 'Arctared' red fescue 1 'Alyeska' polargrass 1 'Tundra' glaucous bluegrass 2 'Gruening' alpine bluegrass 2 'Nortran' tufted hairgrass 3 'Norcoast' Bering hairgrass
ML, CL, OL MH, CH, OH	30	1 'Arctared' red fescue 1 'Alyeska' polargrass 2 'Tundra' glaucous bluegrass 2 'Norcoast' Bering hairgrass 3 'Egan' American sloughgrass	3 'Caiggluk' Tilesy sagebrush	3 'Caiggluk' Tilesy sagebrush



Revegetation Suggestions for Western Alaska

Based on Soil Characteristics & Available Moisture

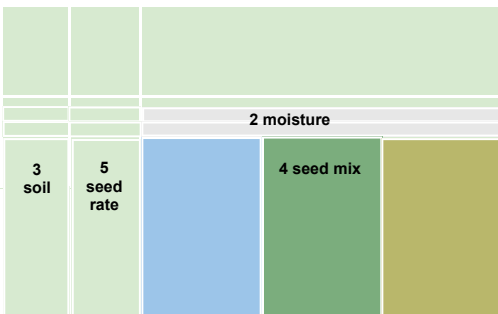
Soil Group (Refer to Soil Type Chart)	Seed Rate (Refer to Directions)	Species/Cultivar Selection (Refer to Species/Cultivar Characteristic Chart For Category Ratings)		
High Organic		Suggest fertilizer only. If seeding is stipulated use suggestion for MH, CH, OH Hydric.		
GW, GP		Suggest scarification and fertilizer only. If seeding is stipulated use suggestions for SW, SP, SM, SC soils.		
		Soil Moisture Characteristics		
		Saturated (Hydric)	Average (Mesic)	Very Dry (Xeric)
GM, GC	20	1 'Norcoast' Bering hairgrass 1 'Arctared' red fescue 1 'Egan' American sloughgrass 2 'Nortran' tufted hairgrass 2 'Boreal' red fescue 2 'Alyeska' polargrass 3 'Caiggluk' Tilesy sagebrush	1 'Arctared' red fescue 1 'Norcoast' Bering Hairgrass 1 'Tundra' glaucous bluegrass 2 'Boreal' red fescue 2 'Alyeska' polargrass 2 'Nortran' tufted hairgrass 2 'Gruening' alpine bluegrass 3 'Caiggluk' Tilesy sagebrush	1 'Arctared' red fescue 1 'Norcoast' Bering Hairgrass 1 'Gruening' alpine bluegrass 2 'Nortran' tufted hairgrass 2 'Tundra' glaucous bluegrass 2 'Boreal' red fescue 3 'Sourdough' bluejoint reedgrass 3 Wainwright slender wheatgrass
SW, SP, SM, SC	40	1 'Arctared' red fescue 1 'Norcoast' Bering hairgrass 1 'Nortran' tufted hairgrass 1 'Gruening' alpine bluegrass 2 'Alyeska' polargrass 2 'Kenai' polargrass 2 'Tundra' glaucous bluegrass 3 'Sourdough' bluejoint reedgrass	1 'Arctared' red fescue 1 'Norcoast' Bering hairgrass 1 'Nortran' tufted hairgrass 1 'Gruening' alpine bluegrass 2 'Alyeska' polargrass 2 'Kenai' polargrass 2 'Tundra' glaucous bluegrass 3 'Sourdough' bluejoint reedgrass	1 'Arctared' red fescue 1 'Norcoast' Bering hairgrass 1 'Nortran' tufted hairgrass 1 'Gruening' alpine bluegrass 2 'Alyeska' polargrass 2 'Kenai' polargrass 2 'Tundra' glaucous bluegrass 3 'Sourdough' bluejoint reedgrass
ML, CL, OL MH, CH, OH	30	1 'Norcoast' Bering hairgrass 1 'Egan' American sloughgrass 1 'Arctared' red fescue 2 'Alyeska' polargrass 2 'Boreal' red fescue 3 'Caiggluk' Tilesy sagebrush	<p><i>Note: If the area to be revegetated is adjacent to a coast line, consider transplanting beach wildrye.</i></p>	<p><i>Note: If the area to be revegetated is adjacent to a coast line, consider transplanting beach wildrye.</i></p>



Revegetation Suggestions for Interior Alaska

Based on Soil Characteristics & Available Moisture

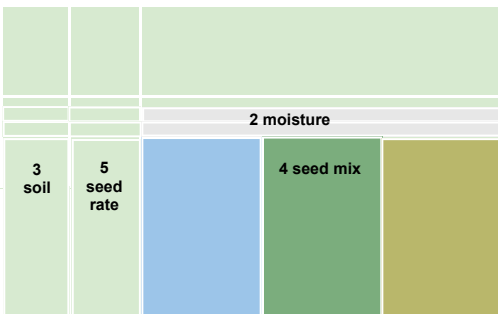
Soil Group (Refer to Soil Type Chart)	Seed Rate (Refer to Directions)	Species/Cultivar Selection (Refer to Species/Cultivar Characteristic Chart For Category Ratings)		
High Organic		Suggest fertilizer only. If seeding is stipulated use suggestions for MH, CH, OH Mesic or Xeric depending on site.		
GW, GP		Suggest scarification and fertilizer only. If seeding is stipulated use suggestions for GM, GC soils and soil moisture.		
		Soil Moisture Characteristics		
		Saturated (Hydric)	Average (Mesic)	Very Dry (Xeric)
GM, GC	20	1 'Egan' American sloughgrass 1 'Norcoast' Bering hairgrass 1 'Alyeska' polargrass 1 'Arctared' red fescue 2 'Nortran' tufted hairgrass 2 'Boreal' red fescue 2 'Kenai' polargrass 2 'Gruening' alpine bluegrass 3 'Sourdough' bluejoint reedgrass	1 'Arctared' red fescue 1 'Norcoast' Bering hairgrass 1 'Gruening' alpine bluegrass 2 'Boreal' red fescue 2 'Alyeska' polargrass 2 'Nortran' tufted hairgrass 2 Wainwright slender wheatgrass	1 Wainwright slender wheatgrass 1 'Arctared' red fescue 1 'Gruening' alpine bluegrass 2 'Nortran' tufted hairgrass 2 'Norcoast' Bering hairgrass 2 'Boreal' red fescue 3 'Sourdough' bluejoint reedgrass
SW, SP, SM, SC	40		1 'Arctared' red fescue 1 Wainwright slender wheatgrass 1 'Norcoast' Bering hairgrass 1 'Nortran' tufted hairgrass 1 'Gruening' alpine bluegrass 2 'Alyeska' polargrass 2 'Kenai' polargrass 2 'Boreal' red fescue 3 'Egan' American sloughgrass 3 'Sourdough' bluejoint reedgrass	1 'Arctared' red fescue 1 Wainwright slender wheatgrass 1 'Norcoast' Bering hairgrass 1 'Nortran' tufted hairgrass 1 'Gruening' alpine bluegrass 2 'Alyeska' polargrass 2 'Kenai' polargrass 2 'Boreal' red fescue 3 'Egan' American sloughgrass 3 'Sourdough' bluejoint reedgrass
ML, CL, OL				
MH, CH, OH	30	1 'Norcoast' Bering hairgrass 1 'Egan' American sloughgrass 2 'Alyeska' polargrass 2 'Gruening' alpine bluegrass		



Revegetation Suggestions for Southwest Alaska

Based on Soil Characteristics & Available Moisture

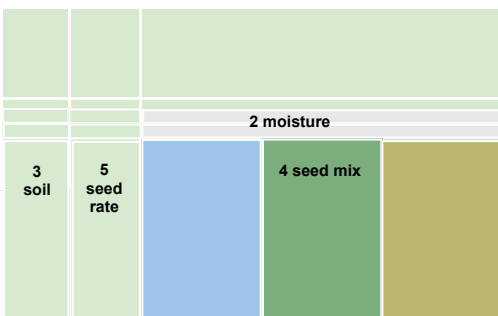
Soil Group (Refer to Soil Type Chart)	Seed Rate (Refer to Directions)	Species/Cultivar Selection (Refer to Species/Cultivar Characteristic Chart For Category Ratings)		
High Organic		Suggest fertilizer only. If seeding is stipulated use suggestion below.		
GW, GP		Suggest scarification and fertilizer only. If seeding is stipulated use suggestions below.		
		Soil Moisture Characteristics		
		Saturated (Hydric)	Average (Mesic)	Very Dry (Xeric)
GM, GC	40	1 'Norcoast' Bering hairgrass 1 'Boreal' red fescue 2 'Arctared' red fescue 2 'Nortran' tufted hairgrass 2 'Caiggluk' Tilesy sagebrush 3 'Sourdough' Bluejoint reedgrass 3 'Pennlawn' red fescue <i>Note: If the area to be revegetated is adjacent to a coast line, consider using beach wildrye transplants.</i>	1 'Norcoast' Bering hairgrass 1 'Boreal' red fescue 2 'Arctared' red fescue 2 'Nortran' tufted hairgrass 2 'Caiggluk' Tilesy sagebrush 3 'Sourdough' Bluejoint reedgrass 3 'Pennlawn' red fescue <i>Note: If the area to be revegetated is adjacent to a coast line, consider using beach wildrye transplants.</i>	1 'Norcoast' Bering hairgrass 1 'Boreal' red fescue 2 'Arctared' red fescue 2 'Nortran' tufted hairgrass 2 'Caiggluk' Tilesy sagebrush 3 'Sourdough' Bluejoint reedgrass 3 'Pennlawn' red fescue <i>Note: If the area to be revegetated is adjacent to a coast line, consider using beach wildrye transplants.</i>
SW, SP, SM, SC				
ML, CL, OL MH, CH, OH				



Revegetation Suggestions for Southcentral Alaska

Based on Soil Characteristics & Available Moisture

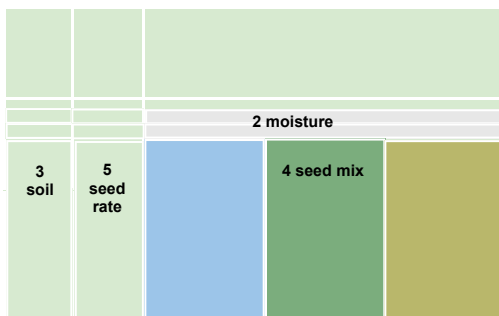
Soil Group (Refer to Soil Type Chart)	Seed Rate (Refer to Directions)	Species/Cultivar Selection (Refer to Species/Cultivar Characteristic Chart For Category Ratings)		
High Organic		Suggest fertilizer only. If seeding is stipulated use suggestions for MH, CH, OH Mesic or Xeric depending on site.		
GW, GP		Suggest scarification and fertilizer only. If seeding is stipulated use suggestions for GM, GC and soil moisture.		
		Soil Moisture Characteristics		
		Saturated (Hydric)	Average (Mesic)	Very Dry (Xeric)
GM, GC	20	1 'Norcoast' Bering hairgrass 1 'Egan' American sloughgrass 1 'Kenai' polargrass 1 'Arctared' red fescue 2 'Nortran' tufted hairgrass 2 'Boreal' red fescue 2 'Alyeska' polargrass 3 'Sourdough' bluejoint reedgrass	1 'Norcoast' Bering hairgrass 1 'Arctared' red fescue 1 'Gruening' alpine bluegrass 2 'Boreal' red fescue 2 'Kenai' polargrass 2 'Nortran' tufted hairgrass 2 Wainwright slender wheatgrass 3 'Caiggluk' Tilesy sagebrush 3 'Sourdough' bluejoint reedgrass <i>Note: If the area to be revegetated is adjacent to a coast line, consider using beach wildrye transplants.</i>	1 'Arctared' red fescue 1 Wainwright slender wheatgrass 1 'Nortran' tufted hairgrass 1 'Gruening' alpine bluegrass 2 'Norcoast' Bering hairgrass 2 'Boreal' red fescue <i>Note: If the area to be revegetated is adjacent to a coast line, consider using beach wildrye transplants.</i>
SW, SP, SM, SC	40			
ML, CL, OL				
MH, CH, OH	30	1 'Norcoast' Bering hairgrass 1 'Arctared' red fescue 1 'Egan' American sloughgrass 2 'Alyeska' polargrass 2 'Gruening' alpine bluegrass		



Revegetation Suggestions for Southeast Alaska

Based on Soil Characteristics & Available Moisture

Soil Group (Refer to Soil Type Chart)	Seed Rate (Refer to Directions)	Species/Cultivar Selection (Refer to Species/Cultivar Characteristic Chart For Category Ratings)		
High Organic		Suggest fertilizer only. If seeding is stipulated use suggestion below.		
GW, GP		Suggest scarification and fertilizer only. If seeding is stipulated use suggestions below.		
		Soil Moisture Characteristics		
		Saturated (Hydric)	Average (Mesic)	Very Dry (Xeric)
GM, GC	30	1 'Norcoast' Bering hairgrass 1 'Boreal' red fescue 2 'Arctared' red fescue 2 'Nortran' tufted hairgrass 2 'Caiggluk' Tilesy sagebrush 3 'Sourdough' bluejoint reedgrass 3 'Gruening' alpine bluegrass <i>Note: If the area to be revegetated is adjacent to a coast line, consider using beach wildrye transplants.</i>	1 'Norcoast' Bering hairgrass 1 'Boreal' red fescue 2 'Arctared' red fescue 2 'Nortran' tufted hairgrass 2 'Caiggluk' Tilesy sagebrush 3 'Sourdough' bluejoint reedgrass 3 'Gruening' alpine bluegrass <i>Note: If the area to be revegetated is adjacent to a coast line, consider using beach wildrye transplants.</i>	1 'Norcoast' Bering hairgrass 1 'Boreal' red fescue 2 'Arctared' red fescue 2 'Nortran' tufted hairgrass 2 'Caiggluk' Tilesy sagebrush 3 'Sourdough' bluejoint reedgrass 3 'Gruening' alpine bluegrass <i>Note: If the area to be revegetated is adjacent to a coast line, consider using beach wildrye transplants..</i>
SW, SP, SM, SC				
ML, CL, OL				
MH, CH, OH				



Chapter 7: Species Notes

Species to Avoid

Introduced species have the potential to escape into the natural environment. This problem has not occurred in Alaska, yet some introduced species have become well established; clovers are a good example. In most areas of Alaska, clovers should be avoided because they have been known to invade native plant communities. This is especially true in remote areas.

Native Species

Revegetation with native species is strongly encouraged. Federal agencies are directed or strongly encouraged to use native species by various Executive and Administrative Orders. These orders do not, as yet, specify germplasm source. However, species collected near a disturbance tend to be more biologically suited for revegetating the site.

Revegetation with native species provides the advantages of better adaptation to the environmental conditions and a more natural appearance in their setting than introduced species. In general, the use of introduced species for lawns and playing fields is acceptable.



Figure 78: A coastal wetland site needing revegetation. This area was reseeded with locally collected Lyngby's sedge seed and fertilized in May 1995. This project is an example of what can be accomplished with locally harvested seed.



Figure 79: The same site after one growing season.



Figure 80: This photograph, taken in September 1997, shows the results after three complete growing seasons.

Chapter 7: Species Notes

The complete report on this project can be found at the following link: Wright, Stoney J. 1997. [1996 Final Report, Chugach Electric Association, Inc., Girdwood to Ingram Creek Restoration Project](#). State of Alaska, Division of Agriculture, Plant Materials Center. 39 pp. (http://www.dnr.state.ak.us/ag/ag_pmc.htm.)

The need to select more native species for revegetation in Alaska provided the incentive to fund the seed collection program. These photos show the industry at work.



Figure 81: Harvesting a wild stand of fireweed with standard farm equipment.



Figure 82: Removing harvested fireweed from a flail vac. Note the condition of the yet-to-be-cleaned seed.



Figure 83: A tow-behind seed stripper being used to harvest beach wildrye seed on the Chukchi Sea coast. This is a natural stand being harvested. Note that only the seed is being removed.

Some of the newly released germplasm, such as Kobuk Germplasm dwarf fireweed, come from this new seed collection program. This section (Species Notes) will be updated when new native species become available. In 2000, a Native Plant Directory was published (last revised in 2005) to enable buyers to find growers who are marketing native plants: http://www.dnr.state.ak.us/ag/NEWnative_directory.htm. The Native Plant Directory will be revised periodically and will be an additional source of information on native species availability.

Chapter 8: Fertilizer & Other Soil Amendments

Fertilizer

In all forms of revegetation, applications of fertilizer at the time of seeding are necessary. Most commercial fertilizers meet minimum standards and quality problems are seldom encountered. If problems arise with fertilizers, as a product, they can usually be traced to the product becoming wet during storage or shipment.

Fertilizer is described by a three number designator; for example, 20-20-10. These numbers are percentages of three elements: nitrogen, phosphorus, and potassium, respectively. Therefore, 20-20-10 fertilizer contains 20% nitrogen, 20% phosphorus, and 10% potassium by weight.

If possible, fertilizer should be applied concurrent with or prior to seeding, because once the seed has been applied no additional traffic should be allowed on the site.

Lime and Other Amendments to Adjust pH

Testing throughout the state has verified that using adapted or native species eliminates the need to use lime or soil-acidifying agents. The species and varieties called for in this manual will survive and produce effective stands of vegetation without pH-altering amendments.

Lawns, playing fields, and other high maintenance areas may require lime if extremely lush growth is required. These areas will only benefit from such application if the original pH is lower than 5.0.

Topsoil

The topsoil layer in undisturbed areas in Alaska is often very thin and expensive, or impractical, to salvage. However, this layer is a source of native seed, plant propagules, organic matter, and soil microbes which can enhance the quality of the substrate being revegetated. If possible, top soil should be salvaged.

Gravelly sites tend not to be highly erodible. If some fine particles are present in the gravelly soil, adapted species will grow without additional topsoil. In fact, the addition of a layer of topsoil on a gravel surface can increase erosion potential.

Chapter 9: Specialized Equipment Needs

Usually, the contractor supplies the equipment needed to complete a revegetation project. This manual includes a section on equipment in order to inform the project designer of the advantages and drawbacks of each.

Broadcast Seeders

Of all reseeding machinery, hand-operated broadcast seeders are usually the least expensive and require the least training and support equipment. Broadcast-type equipment can usually be used for both seed and fertilizer.



Figure 84: Broadcast seeding using shoulder-carried seeders works well on small areas and steep slopes where motorized equipment may have problems.

Drop Spreaders

Drop application methods rely on gravity feed, are simple in design and easy to use. Two problems can occur with this method: stripes can appear if the drop pattern is not overlapped and the equipment will corrode if it is not thoroughly cleaned after applying fertilizer. Stripes can be avoided by setting the spreader at half the recommended application rate and running two tracks perpendicular to each other over the site. Drop spreaders tend to be more precise than broadcast seeders.

Drill Seeders

Drill seeders are used most often in agricultural settings. One brand of drill seeder, the Brillion, has been used for revegetation of mine and construction sites. This seeder has been successful on most soil types, with the exception of very gravelly soils.



Figure 85: Drill seeders are specialized types of equipment that work best on level sites with fine soils.



Figure 86: Brillion seeders are forgiving and can be used on gravelly and rocky sites more reliably than other drill seeders.

Chapter 9: Specialized Equipment Needs

Fertilizer cannot be applied with drill seeders. However, the unit incorporates the seed into the soil, packs the seed in place, and provides accurate application rates. The seeding rate can be reduced by 50 percent when a drill seeder is used because of this accuracy.

Hydroseeding

In recent years, hydroseeding has been portrayed as the most effective means for revegetating an area. However, many professionals are finding that this claim is overstated. Hydroseeders are well suited for seeding steep slopes and rocky areas, and they apply mulch, seed, and fertilizer in one step. The primary disadvantage is the requirement for large quantities of water, which can result in numerous trips across the land that is being revegetated. The equipment is complex and mechanical problems can cause delays. Hydroseeder manufacturers have claimed that hydroseeding promotes more vigorous plant growth, but that claim has not proven to be true. In fact, grass growth can be inhibited if too much mulch is applied.



Figure 87: A small tow-behind hydroseeder in use.



Figure 88: Hydroseeding a large-cut slope. This is the ideal area and use for a hydroseeder.

Hydroseeders come in truck-mounted and trailer forms. Major contractors either have a hydroseeder or can easily subcontract one. Hydroseeders are also useful as supplemental watering trucks once seed has been applied. Additional watering increases project costs and is not always necessary to produce a good stand of vegetation. Even without additional water application, seed will remain dormant until rainfall provides sufficient moisture for germination.

A hydroseeding contract should state that seed will not remain in the hydroseeder for more than one hour. This will prevent seed from absorbing excess water and being damaged by the dissolved fertilizer.

Table 3: Characteristics of Various Spreading Equipment*

Type	Advantages	Disadvantages
Hand-held Spinner Type Spreaders	<ul style="list-style-type: none"> • Inexpensive • Simple to use & repair • Can apply both fertilizer & seed • No special training needed 	<ul style="list-style-type: none"> • Slow • High labor use • Skip & overlap possible • Seed may need to be incorporated into the soil following application
Mechanical Spinner Type Spreaders	<ul style="list-style-type: none"> • Fast operation • Can apply both seed & fertilizer • Relatively low-cost equipment 	<ul style="list-style-type: none"> • Skip & overlap possible • Seed may need to be incorporated into the soil following application
Drop Type Spreaders	<ul style="list-style-type: none"> • Fast operation • Simple to use • Can usually be used to apply both fertilizer & seed 	<ul style="list-style-type: none"> • Skip & overlap can be a serious problem if care is not taken • Difficult to calibrate accurately • Equipment needs higher degree of care
Drill Type Seeders**	<ul style="list-style-type: none"> • Seed incorporation not needed as a separate step • Precise application possible • Skip usually not a problem • Uses seed at half the prescribed rate 	<ul style="list-style-type: none"> • Does not usually apply fertilizer • Equipment can be more costly • Needs higher degree of seedbed preparations
Hydroseeders	<ul style="list-style-type: none"> • Degree of slope usually not a problem • Skip not a problem when used with mulch • Can apply both seed & fertilizer in one application 	<ul style="list-style-type: none"> • Equipment costly to own and operate • Needs water source • Equipment more complex

* The type of machinery used to apply seed and fertilizer should be the choice of the contractor. It is often based on local availability. The method should be noted in the bid response so accurate comparison can be made by the contracting officer.

** Note: If drill seeders are employed, the recommended seeding rate can usually be reduced by 50%.

Chapter 10: Mulch and Erosion Matting

When deciding on the use of a mulch, such as straw or an erosion matting, several factors should be considered; erosion potential due to wind or water is the first consideration. If the soil does not have a high erosion potential, then mulch and/or matting should be skipped.



Figure 89: Well-placed excelsior blankets being used to control erosion prior to vegetation growth.



Figure 90: Damage to an excelsior blanket product when used in severe wind areas. The plastic backing separated from the wood fiber and created a non-degradable mess capable of entrapping small wildlife.

The second consideration is cost. Application of mulch and matting add significant costs to a project; not only in materials, but also in labor.

The third consideration is safety. Sections of netting may come loose and cause hazards to wildlife and property.



Figure 91: The plastic web or backing has created traps that have ensnared birds and fish - the use of this product should be carefully considered and based on true need and area of use, considering potential consequences.

A final concern is that straw may introduce unwanted weeds.

The above concerns do not apply to wood and paper fiber or similar products used in hydroseeders. When hydroseeders are used, mulch is standard. The mulch fiber forms a slurry that acts as a carrier for the seed and fertilizer. Without the mulch, seed and fertilizer would not suspend in solution and uniform distribution would be impossible. The mulch also marks the area that has been treated.

Table 4. Mulch and Netting Comparison Chart

Mulch/ Netting Type	Difficulty In Using Correctly	Erosion Resistance (Relative)	Cost (Relative)	Cost to Apply (Relative)	Environment Restrictions For Use	Soil Type Where Most Effective
Wood or Paper Fiber Mulch	No	Low	Low	Low	Few	All
Straw Mulch	No	Medium	Low	Moderate	High Winds Hamper Use	Fine Grain
Jute Mesh Type Netting	Yes	Medium	Moderate	High	None	Course Grain
Tack Netting	Yes	Low	Moderate	High	None	Course Grain
Excelsior Type Blankets	Yes	High	High	High	Plastic Netting Can Be A Problem	All
Chemical Stabilizers	No	Varies	Varies	Low	Temperature Requirement For Application	Course Grain

Chapter 11: Transplanting and Sprigging (Advanced Techniques)

Of all revegetation techniques, the use of living plants or parts of living plants is the most labor intensive. However, there are times when the most appropriate revegetation method is planting transplants, sprigs or cuttings.



Figure 92: The technique of using a clam gun to extract sedges for transplanting.

The most common and historically-used method of vegetative plantings in Alaska is the use of willow cuttings. Another more recent method of transplanting was developed and proven effective on the Aleutians under various Department of Defense contracts and studies. This technique relies on planting sprigs of beach wildrye (*Elymus mollis*, synonym *Leymus mollis*).

Revegetation techniques with vegetative material require a great deal of planning and should not be attempted without consulting experienced persons. Transplanting whole plants is not covered in this report.

Willow and Other Woody Cuttings

The use of willow cuttings has proven successful in all areas of Alaska where willow occurs naturally. Because timing is critical to both collection and planting, prior planning is an absolute necessity.

For detailed instructions, please refer to the Streambank Manual:

Moore, Nancy J., Jeanne Walter, Dean Hughes, Gay Muhlberg. 2005. Streambank Revegetation and Protection, A Guide for Alaska, Revised 2005.

<http://www.sf.adfg.state.ak.us/sarr/restoration/techniques/techniques.cfm>.

Alaska Department of Fish and Game, Division of Sport Fish. 91pp.

Beach Wildrye Sprigging

Sprigging with beach wildrye, one of the most widely used transplant species, was initially developed and proven effective on Shemya Island. The species can be used anywhere in coastal and insular Alaska, however, dune areas adjacent to shorelines are ideal. Sand is the ideal medium for planting, but gravels and rocky soil will also support the species.




Figure 93: A typical beach wildrye sprig. Note that this example could be divided into at least three individual sprigs.



Figure 94: A mechanically prepared planting area ready for sprigs of beach wildrye.



Figure 95: A worker demonstrates the proper drop and stomp technique for large-scale beach wildrye planting.



Figure 96: A site correctly transplanted with beach wildrye sprigs. A Brillion seeder plants perennial seeded grasses over the sprigs.



Figure 97: The nearly completed beach wildrye transplanting project in May 1987 at Shemya.



Figure 98: Shemya project in 1988.



Figure 99: Final product as it appeared in 1989.

For directions, please refer to the Beach Wildrye Manual:

Wright, Stoney J. 1994. [Beach Wildrye Planting Guide](#). State of Alaska, Division of Agriculture, Plant Materials Center. 29 pp. (http://www.dnr.state.ak.us/ag/ag_pmc.htm.)

Chapter 12: Natural Revegetation

With time, most disturbed sites will revegetate naturally. However, very few landowners and managers find this revegetation approach acceptable. Proper surface preparation and fertilization can hasten the establishment of native plants, but the process can take many years. Also, prediction of the eventual cover or species composition of an area designated to be revegetated by natural processes is uncertain. Even an educated guess may have serious flaws if certain predetermined conditions need to be met on the disturbed site.



Figure 100: An area selected for natural revegetation monitoring on Shemya Island. This road is being reclaimed with a locally excavated peat overlay that is allowed to develop a vegetation cover without assistance.



Figure 101: The same area after five growing seasons. The natural process works, but takes time.

Most people considering natural revegetation fail to recognize the fact that it is actually an active process. Simply doing nothing is not “natural revegetation” as defined by professionals in the field. At the very least, an active monitoring program needs to be in place to prevent erosion and/or invasive species encroachment. In short, this technique does not mean “walk away from the site”.

Natural revegetation can be assisted or enhanced with any combination of surface preparation or modification techniques, fertilizers, soil amendments and even light seed applications. This then becomes “enhanced natural revegetation”, an acceptable alternative to natural revegetation. Anyone wishing to apply this technique must understand the potential for failure and be willing to move to an active form of revegetation if the process does not perform well or erosion and other problems emerge.



Figure 102: A landfill compactor being used to loosen and imprint the surface of an old gravel pit.



Figure 103: The imprinted pattern on the surface of the gravel pit. The pock marks trap moisture and seed. The steel wheels of the compactor (sheep’s foot) on the hard surface loosen the soil, forming a more vegetation-friendly condition.

Chapter 12: Natural Revegetation



Figure 104: The effect of natural revegetation after two years. Note the establishment of woody species.



Figure 105: The same area after three years.



Figure 106: An area being prepared for natural revegetation by using a ripper bar on a grader. This is the final condition of the prepared surface.



Figure 107: The effect of surface scarification on plant establishment and regrowth after two growing seasons. No seed was applied to the site, but it was fertilized with 500 pounds of 20-20-10 per acre.

The author prefers enhanced natural revegetation over all other forms, but has rarely applied the technique, as few sites actually offer either the ideal conditions or the regulatory process precludes methods that cannot give specifics of final vegetative cover and/or composition.

Wright, Stoney J. 1991. [Assessment of Revegetation on the Aleutian Islands – Adak, Amchitka, Shemya, and Attu](#). State of Alaska, Division of Agriculture, Plant Materials Center. 12 pp.

Wright, Stoney J. 1993. [Gravel Pit Restoration Using Imprinting to Encourage Natural Revegetation by Woody Species on Fort Richardson, Alaska](#). Abstracts of the 1993 American Society of Agronomy Annual Meeting, November 7-12, 1993, Cincinnati, Ohio. 1 pp.

Wright, Stoney J. 1995. [Atigun Pass Reroute Rehabilitation Project - Final Report](#). State of Alaska, Division of Agriculture, Plant Materials Center. 65 pp.

Wright, Stoney J. 1997. [Final Report – Natural Revegetation of Peat Soils on Eareckson Air Station, Shemya Island, Alaska – A Qualitative Study of a Natural Process](#). State of Alaska, Division of Agriculture, Plant Materials Center. 21 pp.

Wright, Stoney J. 2000. [Final Report – Mile Post 22 Revegetation Study](#). State of Alaska, Division of Agriculture, Plant Materials Center. 24 pp.

(http://www.dnr.state.ak.us/ag/ag_pmc.htm.)

References

The references in this section are cited in the text of the Revegetation Manual. Many other references are listed in the Manual as background material. Digitally scanned publications by the Alaska Plant Materials Center are located on the Center's website: http://www.dnr.state.ak.us/ag/ag_pmc.htm.

References Cited:

Hodgson, H.J., R.L. Taylor, L.J. Klebesadel, A.C. Wilton. 1978. [Registration of Arctared Red Fescue](#). *Crop Science*, Vol. 18: 524.

Mitchell, W.W. 1979. [Three Varieties of Native Alaskan Grasses for Revegetation](#). Circular 32. AES. SALRM University of Alaska. Fairbanks, AK.

Mitchell, W.W. 1985. [Registration of Norcoast Bering Hairgrass](#). *Crop Science*, Vol. 25: 708-709.

Mitchell, W.W. 1987. [Notice of Release of Kenai Polargrass](#). *Agroborealis*, Vol. 19, No. 5.

United States Department of Agriculture (USDA). 1972. [Grass Varieties in the United States](#). Agriculture Handbook, No. 170. Agricultural Research Service (ARS). USDA. Washington, D.C.

Wright, S.J. 1991a. [Registration of Egan American Sloughgrass](#). *Crop Science*, Vol 31, No. 5. 31:1380-1381.

Wright, S.J. 1991b. [Registration of Caiggluk Tilesy Sagebrush](#). *Crop Science*, Vol. 31, No. 5. 31:1380.

Wright, S.J. 1991c. [Registration of Gruening Alpine Bluegrass](#). *Crop Science*, Vol. 31, No. 5. 31:1379-1380.

Wright, S.J. 1992. [Three Case Studies of Successful Wetland Rehabilitation in Alaska Using Newly Developed Wetland Cultivars](#). In *Land Reclamation: Advances in Research and Technology*. American Society of Agricultural Engineers. Nashville, Tennessee. 151-159.

Wright, S.J. 1994a. [Registration of Reeve Beach Wildrye](#). *Crop Science*, Vol.34, No. 2, 34: 537.

Wright, S.J. 1994b. [Registration of Benson Beach Wildrye](#). *Crop Science*, Vol.34, No. 2, 34: 537.

Wright, S.J. 1994c. [Beach Wildrye Planting Guide for Alaska](#). State of Alaska, Division of Agriculture, Plant Materials Center, Palmer, Alaska and U.S. Navy, Engineering Field Activity Northwest, Poulsbo, Washington. 28 pp.

Wright, S.J. 2006. [Notice of Release of Pre-certified Selected Class Germplasm of Native Plants for Commercial Production and Use in Alaska: 2005 Groupings of Accessions](#). State of Alaska, Division of Agriculture, Plant Materials Center, 2 pp.

Wright, S.J. 2007. [Notice of Release of Pre-certified Selected Class Germplasm of Native Plants for Commercial Production and Use in Alaska: 2006 Groupings of Accessions](#). State of Alaska, Division of Agriculture, Plant Materials Center, 2 pp.

Wright, S.J. 2008. [Notice of Release of Pre-certified Selected Class Germplasm of Native Plants for Commercial Production and Use in Alaska: 2007 Groupings of Accessions](#). State of Alaska, Division of Agriculture, Plant Materials Center, 2 pp.

Appendices

Appendix 1: Index of Tables

Table 1a: Species/Cultivar Characteristic Chart (released commercially)	40
Table 1b: Species/Cultivar Characteristic Chart (not released commercially)	42
Table 2: Chart Symbols for Soil Types	45
Table 3: Characteristics of Various Spreading Equipment	57
Table 4. Mulch and Netting Comparison Chart	59
Table 5. Revegetation Suggestions for Arctic Alaska Based on Soil Characteristics & Available Moisture	46
Table 6. Revegetation Suggestions for Western Alaska Based on Soil Characteristics & Available Moisture	47
Table 7. Revegetation Suggestions for Interior Alaska Based on Soil Characteristics & Available Moisture	48
Table 8. Revegetation Suggestions for Southwest Alaska Based on Soil Characteristics & Available Moisture	49
Table 9. Revegetation Suggestions for Southcentral Alaska Based on Soil Characteristics & Available Moisture	50
Table 10. Revegetation Suggestions for Southeast Alaska Based on Soil Characteristics & Available Moisture	51

Appendix 2: Index of Images

Figure 1:	An abandoned mine site a few weeks after seed and fertilizer were applied.	9
Figure 2:	The same abandoned mine site after the third growing season. Note the establishment of invading tree and shrub species.	9
Figure 3:	A typical cut slope being hydroseeded in Interior Alaska.	9
Figure 4:	A small “research class” hydroseeder being used by Plant Materials Center staff in a Southcentral gravel pit plot.	10
Figure 5:	Totes of <i>Arctophila fulva</i> (arctic pendant grass), an emergent grass species, researched by the Plant Materials Center for potential value as a habitat enhancement species. This was one of the few species used in transplanting trials.	11
Figure 6:	A site on Shemya Island where sand erosion was controlled with beach wildrye transplants and seeded grasses, photographed in May 1987.	11
Figure 7:	The same site on Shemya Island in September 1988.	11
Figure 8:	This site met the requirements for natural revegetation conditions.	12
Figure 9:	After one full year the natural revegetation process was beginning.	12
Figure 10:	After three years the process of natural revegetation was well underway.	12
Figure 11:	Finally, after four years, the process was satisfactorily complete.	12
Figure 12:	A river flood plain which was also revegetated with enhanced natural revegetation techniques.	13
Figure 13:	Harvesting a natural stand of Bluejoint reedgrass, <i>Calamagrostis canadensis</i> , with a standard combine.	13
Figure 14:	A sand quarry restoration project on Adak Island that relied on transplanted beach wildrye (<i>Leymus mollis</i>) sprigs and seeded grasses native to the area. The photo shows one season’s growth.	14
Figure 15:	The same area after three growing seasons.	14
Figure 16:	A small surface disturbance on the Northwest Arctic coast.	14
Figure 17:	The same area after two growing seasons. The vegetation is the result of seeding native species and fertilizing the site with commercial fertilizer.	14
Figure 18:	The same area after three growing seasons.	14
Figure 19:	A typical initial evaluation plot, the 1979 grasses evaluation plot at the Plant Materials Center.	18
Figure 20:	After one winter and another full growing season the 1979 plot has fewer surviving accessions.	18
Figure 21:	After two winters and another growing season the 1979 plot looks even more depleted in 1981.	18
Figure 22:	After initial evaluation it is necessary to increase the amount of seed in the inventory of those species selected for advance testing. This photograph is of one initial increase plot at the Plant Materials Center.	18
Figure 23:	An advanced evaluation plot on a mine site near Nome.	19
Figure 24:	Another advanced evaluation plot on the Arctic coast.	19
Figure 25:	An advanced evaluation plot on a mine site located in Interior Alaska.	19
Figure 26:	Interior Alaska Highway advanced evaluation plot.	19
Figure 27:	‘Gruening’ alpine bluegrass	22
Figure 28:	‘Tundra’ glaucous bluegrass	22

Index of Images, continued

Figure 29: ‘Merion’ Kentucky bluegrass	22
Figure 30: ‘Nugget’ Kentucky bluegrass is no longer recommended for standard revegetation. Its use should be limited to landscaping projects in urban or residential areas. This field is a foundation seed production field at the PMC. The other two cultivars of Kentucky bluegrass resemble ‘Nugget’.	22
Figure 31: ‘Park’ Kentucky bluegrass	23
Figure 32: ‘Arctared’ red fescue closely resembles all the red fescues.	23
Figure 33: ‘Boreal’ red fescue	23
Figure 34: ‘Pennlawn’ red fescue	23
Figure 35: ‘Norcoast’ Bering hairgrass, <i>Deschampsia beringensis</i> , is an important revegetation species for coastal areas in Alaska. This cultivar was developed by the University of Alaska.	24
Figure 36: ‘Nortran’ tufted Hairgrass	24
Figure 37: ‘Alyeska’ polargrass (<i>Arctagrostis latifolia</i>) is one of the cultivars being produced by the PMC for use in revegetation. This was one of the early cultivars developed by the University of Alaska.	24
Figure 38: ‘Kenai’ Polargrass (also <i>Arctagrostis latifolia</i>) was developed for southern regions of Alaska.	25
Figure 39: ‘Sourdough’ bluejoint reedgrass	25
Figure 40: Annual ryegrass, <i>Lolium multiflorum</i>	25
Figure 41: ‘Egan’ American Sloughgrass	26
Figure 42: Wainwright Germplasm slender wheatgrass	26
Figure 43: ‘Benson’ beach wildrye	26
Figure 44: ‘Reeve’ beach wildrye was a 1991 release by the Alaska Plant Materials Center. This cultivar, unlike the native collection ‘Benson’ beach wildrye, was released for seed production.	27
Figure 45: ‘Caiggluk’ Tilesius’ wormwood, <i>Artemisia tilesii</i> , is a cultivar developed by the PMC. This broadleaf has a wide range of adaptability throughout Alaska.	27
Figure 46: Niniilchik Germplasm nootka alkaligrass	27
Figure 47: Shemya Germplasm dusty miller	28
Figure 48: Lowell Point Germplasm meadow barley	28
Figure 49: Teller Germplasm alpine bluegrass	28
Figure 50: Adak Germplasm arctic bluegrass (viviparous form)	29
Figure 51: Viviplets of a viviparous arctic bluegrass plant are shown in this photograph. Note the root development. This root development occurred in less than 24 hours.	29
Figure 52: Council Germplasm arctic bluegrass	29
Figure 53: Tin City Germplasm arctic bluegrass (viviparous form) in production	29
Figure 54: Nome Germplasm glaucous bluegrass	30
Figure 55: Andrew Bay Germplasm largeglume bluegrass	30
Figure 56: ‘Service’ big bluegrass	30
Figure 57: Kotzebue Germplasm arctic wild chamomile	31
Figure 58: Mentasta Germplasm staghorn cinquefoil	31
Figure 59: Henderson Ridge Germplasm red fescue	31

Index of Images, continued

Figure 60: Safety Germplasm viviparous fescue	32
Figure 61: Kobuk Germplasm dwarf fireweed	32
Figure 62: Clam Lagoon Germplasm beach fleabane	32
Figure 63: Knik Germplasm wild iris	33
Figure 64: Field production of Butte Germplasm beautiful Jacob's ladder near Fairbanks, AK.	33
Figure 65: Franklin Bluffs Germplasm nodding locoweed	34
Figure 66: Casco Cove Germplasm beach lovage	34
Figure 67: Black Rapids Germplasm field oxytrope	34
Figure 68: Tok Germplasm Jakutsk snow parsley	35
Figure 69: Pioneer Peak Germplasm Nootka reedgrass	35
Figure 70: Attu Germplasm longawn sedge	35
Figure 71: Port Clarence Germplasm largeflower speargrass	36
Figure 72: Paxson Germplasm alpine sweetvetch	36
Figure 73: Nelchina Germplasm spike trisetum	36
Figure 74: Solomon Germplasm thickspike wheatgrass	37
Figure 75: Slana Germplasm tufted wheatgrass	37
Figure 76: Cantwell Germplasm downy wildrye	37
Figure 77: Twenty Mile Germplasm boreal yarrow	52
Figure 78: A coastal wetland site needing revegetation. This area was reseeded with locally collected Lyngby's sedge seed and fertilized in May 1995. This project is an example of what can be accomplished with locally harvested seed.	52
Figure 79: The same site after one growing season.	52
Figure 80: This photograph, taken in September 1997, shows the results after three complete growing seasons.	53
Figure 81: Harvesting a wild stand of fireweed with standard farm equipment.	53
Figure 82: Removing harvested fireweed from a flail vac. Note the condition of the yet-to-be-cleaned seed.	53
Figure 83: A tow-behind seed stripper being used to harvest beach wildrye seed on the Chukchi Sea coast. This is a natural stand being harvested. Note that only the seed is being removed.	55
Figure 84: Broadcast seeding using shoulder-carried seeders works well on small areas and steep slopes where motorized equipment may have problems.	55
Figure 85: Drill seeders are specialized types of equipment that work best on level sites with fine soils.	55
Figure 86: Brillion seeders are forgiving and can be used on gravelly and rocky sites more reliably than other drill seeders.	56
Figure 87: A small tow-behind hydroseeder in use.	56
Figure 88: Hydroseeding a large-cut slope. This is the ideal area and use for a hydroseeder.	58
Figure 89: Well-placed excelsior blankets being used to control erosion prior to vegetation growth.	

Index of Images, continued

- Figure 90:** Damage to an excelsior blanket product when used in severe wind areas. The plastic backing separated from the wood fiber and created a non-degradable mess capable of entrapping small wildlife. 58
- Figure 91:** The plastic web or backing has created traps that have ensnared birds and fish - the use of this product should be carefully considered and based on true need and area of use, considering potential consequences. 58
- Figure 92:** The technique of using a clam gun to extract sedges for transplanting. 60
- Figure 93:** A typical beach wildrye sprig. Note that this example could be divided into at least three individual sprigs. 61
- Figure 94:** A mechanically prepared planting area ready for sprigs of beach wildrye. 61
- Figure 95:** A worker demonstrates the proper drop and stomp technique for large-scale beach wildrye planting. 61
- Figure 96:** A site correctly transplanted with beach wildrye sprigs. A Brillion seeder plants perennial seeded grasses over the sprigs. 61
- Figure 97:** The nearly completed beach wildrye transplanting project in May 1987 at Shemya. 61
- Figure 98:** Shemya project in 1988. 61
- Figure 99:** Final product as it appeared in 1989. 61
- Figure 100:** An area selected for natural revegetation monitoring on Shemya Island. This road is being reclaimed with a locally excavated peat overlay that is allowed to develop a vegetation cover without assistance. 62
- Figure 101:** The same area after five growing seasons. The natural process works, but takes time. 62
- Figure 102:** A landfill compacter being used to loosen and imprint the surface of an old gravel pit. 62
- Figure 103:** The imprinted pattern on the surface of the gravel pit. The pock marks trap moisture and seed. The steel wheels of the compacter (sheep's foot) on the hard surface loosen the soil, forming a more vegetation-friendly condition. 62
- Figure 104:** The effect of natural revegetation after two years. Note the establishment of woody species. 63
- Figure 105:** The same area after three years. 63
- Figure 106:** An area being prepared for natural revegetation by using a ripper bar on a grader. This is the final condition of the prepared surface. 63
- Figure 107:** The effect of surface scarification on plant establishment and regrowth after two growing seasons. No seed was applied to the site, but it was fertilized with 500 pounds of 20-20-10 per acre. 63

Addendum

Plant Flyers

Use and cultivation of Alaska native plant seeds

Alaska Plant Materials Center



Addendum: Plant Flyers

Use and cultivation of Alaska native plant seeds

Alkaligrass, Nootka - Ninilchik Germplasm	73
Artemisia, Dusty Miller - Shemya Germplasm	75
Barley, Meadow - Lowell Point Germplasm	77
Bluegrass, Alpine - 'Gruening'	79
Bluegrass, Alpine - Teller Germplasm	81
Bluegrass, Arctic - Adak and Tin City Germplasms	83
Bluegrass, Arctic - Council Germplasm	85
Bluegrass, Big - 'Service'	87
Bluegrass, Glaucous - Nome Germplasm	89
Bluegrass, Glaucous - 'Tundra'	91
Bluegrass, Kentucky - 'Nugget'	93
Bluegrass, Large-glume - Andrew Bay Germplasm	95
Chamomile, Arctic Wild - Kotzebue Germplasm	97
Cinquefoil, Staghorn - Mentasta Germplasm	99
Fescue, Red - 'Arctared'	101
Fescue, Red - Henderson Ridge Germplasm	103
Fescue, Viviparous - Safety Germplasm	105
Fireweed, Dwarf - Kobuk Germplasm	107
Fleabane, Beach - Clam Lagoon Germplasm	109
Hairgrass, Bering - 'Norcoast'	111
Hairgrass, Tufted - 'Nortran'	113
Iris, Wild - Knik Germplasm	115
Jacob's Ladder, Beautiful - Butte Germplasm	117
Locoweed, Nodding - Franklin Bluffs Germplasm	119
Lovage, Beach - Casco Cove Germplasm	121
Oxytrope, Field - Black Rapids Germplasm	123
Parsley, Jakutsk Snow - Tok Germplasm	125
Polargrass - 'Alyeska'	127
Polargrass - 'Kenai'	129
Reedgrass, Bluejoint - 'Sourdough'	131
Reedgrass, Nootka - Pioneer Peak Germplasm	133
Sedge, Longawn - Attu Germplasm	135
Sloughgrass, American - 'Egan'	137
Speargrass, Largeflower - Port Clarence Germplasm	139
Sweetvetch, Alpine - Paxson Gemplasm	141
Trisetum, Spike - Nelchina Germplasm	143
Wheatgrass, Slender - Wainwright Germplasm	145
Wheatgrass, Thickspike - Solomon Germplasm	147
Wheatgrass, Tufted - Slana Germplasm	149
Wildrye, Beach - 'Benson'	151
Wildrye, Beach - 'Reeve'	153
Wildrye, Downy - Cantwell Germplasm	155
Wormwood, Tilesius' - 'Caiggluk'	157
Yarrow, Boreal - Twenty Mile Germplasm	159