



Lighting that's Ready-to-go when you are

The most complete stock offerings in the industry.

[signify.com/readytogo](https://www.signify.com/readytogo)

2022 Q2 Edition

PHILIPS

LIGHTOLIER
by @ignify

Day-Brite
CFI
by @ignify

HADCO
by @ignify

ADVANCE
by @ignify

LUMEC
by @ignify

CHLORIDE
by @ignify

GARDCO
by @ignify

Stonco
by @ignify

Ready-to-go

Signify offers the most complete stock offering in the industry.

We provide conventional and LED lamps, ballasts, drivers, retrofit kits, and indoor and outdoor stock luminaires. Save time and improve efficiencies by consolidating your stock purchases with Signify.

Table of contents



Indoor luminaires



Exit and Emergency



Connected systems



Outdoor luminaires



Connected lighting systems



Retrofit kits



LED and Conventional lamps



Drivers & Ballasts

Indoor luminaires

Lightolier: Downlighting	2
Lightolier: Track lighting	20
DayBrite: Industrial	26
DayBrite: Surface	30
DayBrite: Battens	32
DayBrite: Recessed	41
Chloride: Exit & Emergency	44
Interact Pro: Scalable Systems	49

Outdoor luminaires

Stonco: Garage & Canopy	52
Stonco: Area Light	53
Stonco: Floodlighting	54
Stonco: Wall mount	56
Stonco: Bollard	63
Hadco: Landscape lighting	64

Retrofit & LED lamps

Philips: Retrofit kits	69
Philips: LED Tubes	70
Philips: LED HID replacements	78
Philips: LED Spots	86
Philips: LED Bulbs	94
Philips: LED Specialty lamps	103














































Conventional lamps

Philips: CFL lamps	105
Philips: CFL tubes	106
Philips: Fluorescent tubes	108
Philips: HID lamps	111
Philips: Halogen lamps	114
Philips: Incandescent lamps	115

Drivers & Ballasts

Advance: Drivers.	117
Advance: Ballasts	118

Indoor luminaires

						
	Calculite LED 2	LyteProfile LED 3	UniFrame 4	Surface Mount Downlight 5	SlimSurface 6	Comm. Retrofit Dwnlt 7
						
Retrofit Downlight 8	LyteCaster LED 9	LyteCaster LED Accent 12	LyteCaster 13	CorePro LED Downlight 16	Mini Downlight/Gimbal 17	EasyLyte LED 18
						
Flat Downlight Select 19	OmniSpot LED 20	Alcyon LED 21	CorePro LED Track 22	Gimbal Ring LED 23	Track Head LED 24	Track Systems 25
						
	HCY Sealed High Bay 26	FCY Value High Bay 27	FBX High Bay 28	FBY High Bay 29	FlatPanel Gen2 30	Select Backlit Panel 31
						
Fluxstream Family 32	NWL Wraparound 34	SDS Selectable Strip 35	VTC Sealed Strip 36	SLS Linkable Strip 37	T Standard Strip 38	V3W Vaporlume 39
						
DW/V2 Vaporlume 40	EvoGrid 41	FluxGrid 42				
						
	45V Line Edge-lit LED 44	Compac Units LED 45	Edge-Glo Edge-Lit LED 46	Value+ Family 47		
						
	Interact Pro Scalable System 49					

Outdoor luminaires



Garage & Canopy DualSelect 51



Area Light Gen2 Selectable 52



Slim Flood 53



Gnrl. Purpose Floods 54



Dusk to Dawn Gen3 55



Roughlyte 56



Wall Light 58



Wall Pack Gen2 DualSelect 59



Tall Wall Pack 60



Security Light Selectable 61



LytePro Gen3 Wall Sconce 62



LED Bollard 63



Path Lighting, Low Voltage 64



Accent Lighting, LED Low Voltage 65



Accent Lighting, Line Voltage 66










Inground Lighting, LED Low Voltage 67

Retrofit & LED lamps

 <p>PHILIPS LED lamps</p>							
	EvoKit Click LED Retrofit kits 69	CorePro InstantFit T5 & T8 (Type A/C) 70	MasterClass InstantFit T5 & T8 (Type A/C) 71	CorePro MainsFit T5 & T8 (Type B) 72	MasterClass MainsFit T5 & T8 (Type B) 74	CorePro FlexFit T8 (Type A+B) 75	
							
	UniversalFit T8 76	CorePro PLED 77	MasterClass Corn Cob 78	CorePro Corn Cob 79	MasterClass Corn Cob w/Selectable CCT 80	TrueForce High Bay 81	CorePro Glass 82
							
	CorePro Wall Packs 83	TrueForce Post Top 84	CorePro High Bay/Low Bay 85	MasterClass ExpertColor PAR 86	MasterClass TrueForce PAR 87	CorePro PAR 88	CorePro PAR 89
							
MasterClass MR16 90	MasterClass Title 20 MR16 91	CorePro GU10 & MR16 92	MasterClass AR111 93	CorePro Party A19 & PAR 94	MasterClass A-Shape 95	CorePro A-Shape 96	
							
Reflectors 97	Decorative A15 & S14 98	Globes G16.5 & G25 99	MasterClass Designer 100	Candles B11/BA11 & F15 101	UFO 102	MasterClass Specialty 103	

Conventional lamps

 <p>PHILIPS Conventional</p>						
	Integrated CFL 105	Pin-Based CFL 106	T5, T8 & T12 Fluorescent 108	High Intensity Discharge (HID) 111	Halogen Reflectors 114	Incandescent 115

Drivers & Ballasts

 <p>ADVANCE by @ignify</p>		
	TLED Drivers 117	Fluorescent Ballasts 118

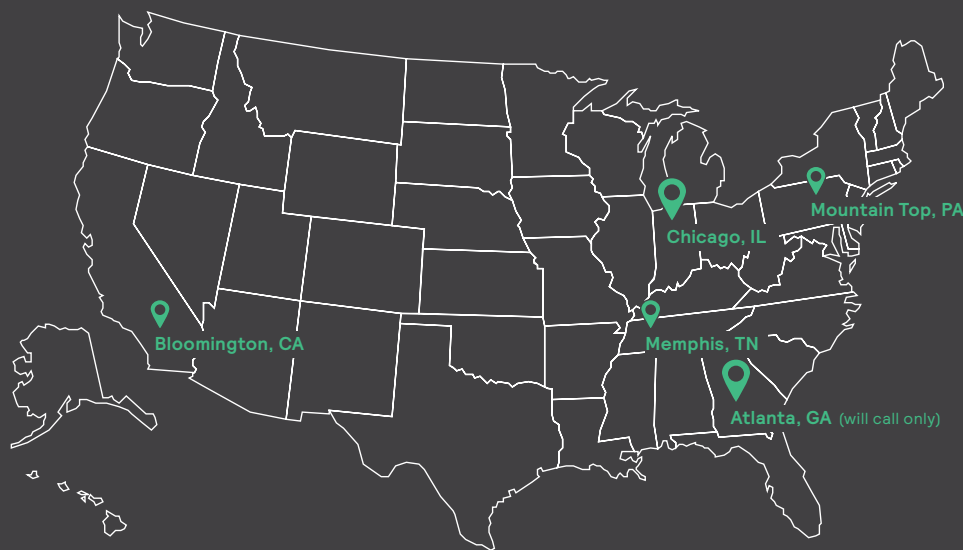


A long history of excellence

As the global leader in lighting for more than 125 years, Signify has the know-how and most comprehensive portfolio to meet any application. We achieved 100% Carbon Neutrality in 2020. We are number 1 in conventional lamps, LED and Connected lighting. We have over 17,750 patents. We invest 4.8% of total sales in R&D which is two times our nearest competitor! Partnership is more than sales.

Let's grow together. We are ready to go with you.

Quick and reliable service out of our distribution centers.



Find just what you need

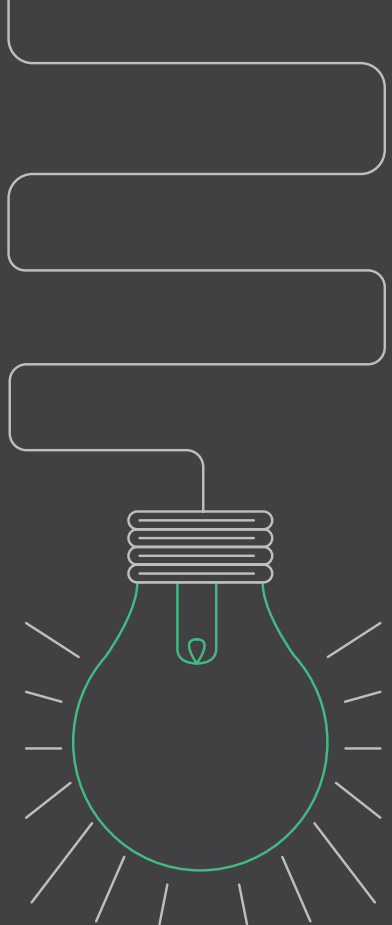
Our Stock Ready portfolio makes it easy to find just what you need. Our products are designed for easy ordering through Signify's MyLighting portal, easy to install with minimal steps, and competitively priced to meet the demands of budget conscious projects focused on cost and energy. Distributors can also benefit from our Stock Ready program which offers deals on freight, guaranteed sales, price change reimbursement, delistment notifications, marketing support, merchandising, and more.

Certifications & labels

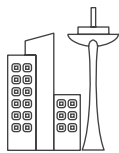


The right solution for every need

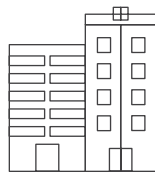
Signify provides the solution to every lighting need whether it's lighting and connecting your public spaces, giving your commercial building an energy saving upgrade, or working on a yet to be constructed hospital, we've got you covered.



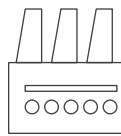
Government



Cities



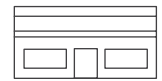
Offices



Industry



Education



Retail



Ballasts and Drivers



Lamps and Tubes



Retrofit kits



Value-grade fixtures



Specification-grade lighting



Connected lighting

Stock up on our new field selectable products

With the unique convenience of adjustable color temperatures and/or lumen outputs, our new Field Selectable product lines make it easy to always have the right product for the job. Field Selectable products give you the added benefit of carrying one SKU versus multiple SKUs, keeping your inventory low and turns high. These product lines are priced right as part of our Ready-to-go offering.



Lumen Select Switch



CCT with Select Switch



Flat Downlight Select



Commercial Retrofit Downlight DualSelect



Sealed High Bay



Flat Panel Selectable Backlit Panel



Value High Bay



NWL LED Wraparound



Wall Pack Dual Select



Security Light



Area Light Select



Garage & Canopy DualSelect



CorePro MainsFit (Type B) T8 with Selectable CCT



MasterClass Corn Cob with Selectable CCT

Interact Pro scalable system

with integrated & connected sensor



Make the leap from smart lighting to super smart lighting

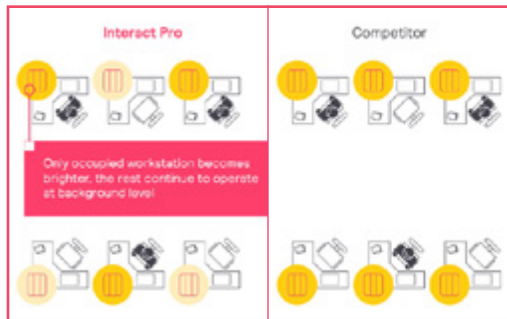
- No restrictions on light points or building size
- Just add a gateway anytime and unlock more capabilities, no need to change or swap sensors
- Future proof your design and lay the right foundation
- Easy point-2-point commissioning sequence enables the installer to be more in control
- With its 3 tier approach Foundation → Advanced → Enterprise, you can start simple and lay the right foundation and scale up to the next tier to access more benefits by adding a gateway
- Unlock super savings and occupant comfort through adaptive dimming and dwell time features
- Get a complete view of the 3 tiers and compatible products at:
interact-lighting.com/interactproscalablesystem

How are super savings delivered?

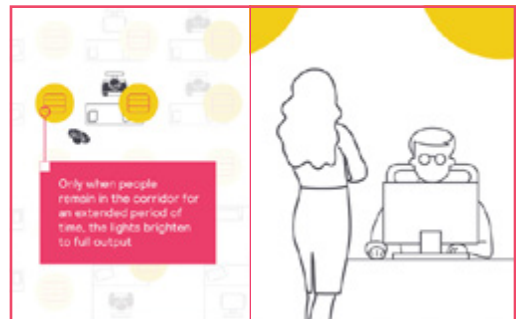
Adaptive dimming & dwell time feature enable the system to adapt to occupancy patterns in real time – delivering deep energy savings while maintaining occupancy comfort levels.

Up to 75%
Savings w/o
gateways

Boost energy savings
up to 85%
with gateways




Adaptive Dimming



Dwell Time

Connectivity is everywhere

Connectivity is the future and key to unlock your smart building potential. Help boost your energy savings, reach your sustainability targets, and enhance occupancy comfort levels immediately from day one.



Interact Pro scalable controls: Smart wireless devices for code and rebate compliancy and to maximize energy savings

- SWS200 wireless scene selector to recall custom scenes
- System Bridge Accessory (SBA) for 0-10V and phase dimming integration
- RFSR10 wireless switch relay, ideal to control plug loads or integrate with 0-10V fixtures
- Optional IRT9015 handheld remote to help fastrack the commissioning process and minimize onsite setup time



**Day-Brite / CFI
FluxStream w/SWZCS***
Simple, easy, convenient strip fixture

- Frosted acrylic diffuser provides wide light distribution and superior glare control
- Compact design for installation in tight spaces
- 2',3',4' & 8' tandem lengths available to accommodate many field applications



**Day-Brite / CFI
FluxGrid w/SWZCS***
Familiar style, high quality, affordability

- Access to LED boards and drivers from below the ceiling increases maintenance convenience
- Ribbed or smooth lens options add subtle elegance to any space
- 3000-7400 lumens plus 4 color temperatures allow for flexibility



**Philips
EvoKit retrofit kit***
Retrokit solution

- Accelerate project payback with low price, reduced scrap and 5 min installation time
- Energy efficiency up to 164 lm/W
- Fast configuration with Interact Pro App

* Luminaires are configured with integral Interact Pro scalable sensor.

For additional Interact Ready product solutions visit interact-lighting.com/en-us/what-is-possible/interact-pro/scalable-system


Indoor luminaires



Calculite LED 2



LyteProfile LED 3



UniFrame 4



Surface Mount Downlight 5



SlimSurface 6



Comm. Retrofit Dwnlt 7



Retrofit Downlight 8



LyteCaster LED 9



LyteCaster LED Accent 12



LyteCaster 13



CorePro LED Downlight 16



Mini Downlight/Gimbal 17



EasyLyte LED 18



Flat Downlight Select 19



OmniSpot LED 20



Alcyon LED 21



CorePro LED Track 22



Gimbal Ring LED 23



Track Head LED 24



Track Systems 25



HCY Sealed High Bay 26




FCY Value High Bay 27




FBX High Bay 28



FBY High Bay 29




FlatPanel Gen2 30



Select Backlit Panel 31



Fluxstream Family 32



NWL Wraparound 34



SDS Selectable Strip 35



VTC Sealed Strip 36



SLS Linkable Strip 37




T Standard Strip 38



V3W Vaporlume 39



DW/V2 Vaporlume 40



EvoGrid 41



FluxGrid 42



45V Line Edge-lit LED 44



Compac Units LED 45



Edge-Glo Edge-Lit LED 46





Value+ Family 47



Interact Pro Scalable System 49

Indoor luminaires



Calculite LED

Industry leading visual comfort

Calculite features excellent uniform illumination over time and patented installation flexibility.



Why choose Calculite LED?

- Maximize visual appeal with three beam spread options to give the right distribution and light output
- Ultimate user comfort by providing 50° physical and 45° reflected cutoff, creating less brightness
- Uniform light and color consistency at an SDCM of 2
- Modular three piece design that makes servicing and upgrading convenient
- Installation efficiency accomplished by a tool-free install and quick connect technology



Calculite LED


Catalog Number	UPC Code	Model Number	Product Description	Compliance	Case/Pallet Qty	Distribution Center
Calculite LED 1.75" Downlights						
C2L09DL930RZ10U	190096017126	912400535937	Frame - 900lm DL 90CRI 30K 0-10V	Energy Star	1/210	PA
C2LMP	662057611990	912400461268	Accessory - New Construction Non-IC Frame Mounting Pan	-	1/132	PA
Calculite LED 4" Accessories						
CA4RFT	190096030293	912400538534	Round 4" Mud-in Kit (for flush-mount installations)	-	1/1	PA
CA4SFT	190096030309	912400538535	Square 4" Mud-in Kit (for flush-mount installations)	-	1/1	PA



LyteProfile LED

Flexible

The next generation of Lightolier LyteProfile LED downlights have been redesigned to be flexible for changing project needs.



Why choose LyteProfile LED?


- 60° cut off ensures proper positioning of optics providing better visual comfort
- The combined light engine and reflector allow tool-free installation using quick connect technology
- Standard 120/277V frame simplifies planning and installation
- Easy troubleshooting, changes and upgrades to products post installation
- Uses the same UniFrame infrastructure as the EasyLyte and Calculite families allowing 50K+ product configurations

LyteProfile LED

Catalog Number	UPC Code	Model No.	Product Description	Compliance	Case/Pallet Qty	Distribution Center
LyteProfile LED 4" Round Downlight Light Engines						
P4RDL10835CCZ10U	190096105441	912400546593	1000lm 80CRI 3500K Wide Beam Comfort Clear Finish White Flange 0-10V UNV	Energy Star	1/96	PA, IL
LyteProfile LED 6" Round Downlight Light Engines						
P6RDL15835CCZ10U	190096105823	912400546640	1500lm 80CRI 3500K Wide Beam Comfort Clear Finish White Flange 0-10V UNV	Energy Star	1/72	PA, IL
P6RDL20835CCZ10U	190096105885	912400546647	2000lm 80CRI 3500K Wide Beam Comfort Clear Finish White Flange 0-10V UNV	Energy Star	1/72	PA, IL
P6RDL20840CCZ10U	190096108817	912400549711	2000lm 80CRI 4000K Wide Beam Comfort Clear Finish White Flange 0-10V UNV	Energy Star	1/72	TN

UniFrame

Adaptable, so you can be flexible



Why choose UniFrame?


- Modular plug-and-play receptacle enables quick and easy tool-free installation
- Configurable solutions mean installation can start sooner and be completed in stages
- Future-proof modular design allows easy upgrades without ceiling disturbance
- Unexpected design changes have minimal schedule impact and waste



UniFrame

Catalog Number	UPC Code	Model No.	Product Description	Compliance	Case/Pallet Qty	Distribution Center
UniFrame 2" Frames						
2RA	190096181865	912401591689	Round, AirSeal IC/CCEA	-	6/144	Factory
2RN	190096181872	912401591690	Round, New Construction Non-IC	-	4/128	Factory
2SA	190096181889	912401591691	Square, AirSeal IC/CCEA	-	6/144	Factory
2SN	190096181896	912401591692	Square, New Construction Non-IC	-	4/128	Factory
UniFrame 4" Frames						
4RN	784197641924	912400546884	Round, New Construction Non-IC	-	1/96	CA, TN, PA, IL, GA*
4SN	784197641955	912400546890	Square, New Construction Non-IC	-	1/96	CA, TN, PA, IL
UniFrame 6" Frames						
6RN	784197641979	912400546896	Round, New Construction Non-IC	-	1/96	CA, TN, PA, IL, GA*
6SN	784197642006	912400546903	Square, New Construction Non-IC	-	1/72	TN, IL

Surface Mount Downlight 7"



Surface Mount Downlight 5"

Surface Mount Downlight

The shallow ceiling **problem solver**

Ideal when you are faced with a challenging ceiling, but you still want a good-looking downlight.



Why choose Surface Mount Downlight?

- Easy to install on standard J-boxes
- Surface mount downlight solves the problem of limited plenum space
- Glare controlling lens for comfortable light distribution
- Affordable alternative to Air-Seal IC recessed housings
- Support wire attached for easy installation
- ENERGY STAR and Title 24 listed

Surface Mount Downlight

Catalog Number	UPC Code	Model Number	Product Description	Compliance	Case/Pallet Qty	Distribution Center
Surface Mount Downlight 5" Round						
SD5R079301W	190096016426	912400535915	700lm 90 CRI 3000K 120V	Energy Star	20/360	PA
Surface Mount Downlight 7" Round						
SD7R099301W	190096016433	912400535916	1000lm 90 CRI 3000K 120V	Energy Star	20/240	PA



SlimSurface

Add style and light
to any space easily

Ideal when you are faced with a challenging ceiling, but you still want a good-looking downlight.

SlimSurface 5" Round



SlimSurface 7" Round

Why choose SlimSurface?

- Slender 5/8" profile solves the problem of limited plenum space
- Easy to install on standard J-boxes with a quick snap
- Affordable as alternative to Air-Seal IC recessed housings or Fire-Rated boxes
- Wet location listing allows for use in showers and bathrooms (if code requires)
- Even illumination edge-lit technology (flex strip LEDs) will give even illumination with no dark spots or shadows



SlimSurface

Catalog Number	UPC Code	Model Number	Product Description	Compliance	Case/Pallet Qty	Distribution Center
SlimSurface 5" Round						
S5R827K7	662057988672	912401050011	650lm 80CRI 2700K White Finish ELV/TRIAC 120V	Energy Star	1/336	PA
S5R830K7	662057936055	912400530938	650lm 80CRI 3000K White Finish ELV/TRIAC 120V	Energy Star	1/336	CA, TN, PA
S5R930K7	190096037056	912400542343	600lm 90CRI 3000K White Finish ELV/TRIAC 120V	Energy Star	1/336	TN
SlimSurface 7" Round						
S7R827K10	662057988726	912401050016	1000lm 80CRI 2700K White Finish ELV/TRIAC 120V	Energy Star	1/160	PA
S7R830K10	662057988740	912401050018	1000lm 80CRI 3000K White Finish ELV/TRIAC 120V	Energy Star	1/160	CA, TN, PA
S7R835K10	662057985572	912400537066	900lm 80CRI 3500K White Finish ELV/TRIAC 120V	Energy Star	1/160	PA
S7R930K10	190096037179	912400542349	900lm 90CRI 3000K White Finish ELV/TRIAC 120V	Energy Star	1/160	PA





Commercial Retrofit Downlight

Bright, brighter, **brightest**

Will reduce onsite time and headaches for busy installers with its adjustable lumen and color output switch



Why choose Commercial Retrofit Downlight?

- Adjustable lumen output and color temperature switch allows you to make choices while you install or afterward
- Great for different ceiling heights and different light level needs
- Sturdy metal clips provide a solid fit and easy installation
- Out-of-the-box pre-wired with flexible metal conduit
- 50,000 hour rated life (L70)

Commercial Retrofit Downlight (DualSelect)

Catalog Number	UPC Code	Model Number	Product Description	Compliance	Case/Pallet Qty	Distribution Center
Commercial Retrofit Downlight (DualSelect) Selectable CCT 4" Round						
CR4RLMCCT	190096131266	911401870081	500-1000lm 90CRI 3000K-3500K-4000K White Finish 120-347V	-	288	CA, TN, PA
Commercial Retrofit Downlight (DualSelect) Selectable CCT 6" Round						
CR6RLMCCT	190096131273	911401870181	700-1500lm 90CRI 3000K-3500K-4000K White Finish 120-347V	-	120	CA, TN, PA
Commercial Retrofit Downlight (DualSelect) Selectable CCT 8" Round						
CR8RLMCCT	190096131280	911401870281	1000-2000lm 90CRI 3000K-3500K-4000K White Finish 120-347V	-	72	CA, TN, PA
Commercial Retrofit Downlight (DualSelect) Selectable CCT 10" Round						
CR10RLMCCT	190096131297	911401870381	2000-3000lm 90CRI 3000K-3500K-4000K White Finish 120-347V	-	48	CA, TN, PA



Retrofit Downlight

An LED retrofit as **easy as snap and click**

Hassle-free install will save you time and frustration on the job site. You may not even need to open your toolbox.

Retrofit Downlight 4"



Retrofit Downlight 5/6"

Why choose Retrofit Downlight?

- Utilizes existing frames to make replacing old downlighting and upgrading to LED a truly easy task
- Flexible springs allow for installation without tools
- Quick-connect plug and medium-based socket adapter means no extra accessories to purchase
- Contemporary and discreet, white baffle trim design
- Uniform LED light with glare-reduction filter, means a more comfortable space



Retrofit Downlight

Catalog Number	UPC Code	Model Number	Product Description	Compliance	Case/Pallet Qty	Distribution Center
Retrofit Downlight 4" Round						
RD4R089301W	190096016389	912400535911	900lm 90CRI 3000K 120V	Energy Star	12/336	PA
Retrofit Downlight 5/6" Round						
RD5R129301W	190096016396	912400535912	1400lm 90CRI 3000K 120V	Energy Star	12/144	TN



LyteCaster LED 4"

Comfort and quality

Lightolier LyteCaster LED Downlight and Adjustable luminaires provide comfortable, quality illumination for new construction and renovation spaces.



Why choose LyteCaster LED?

- Comprehensive low cost IC family provides great value and visual performance
- 4", 5" and 6" round and square
- Efficacy up to 90lm/W
- Lumens: 650-2000

LyteCaster LED 4"

Catalog Number	UPC Code	Model Number	Product Description	Compliance	Case/Pallet Qty	Distribution Center
LyteCaster LED 4" Round Frames						
L4R10AE1VA	190096019526	912401052854	1000lm AirSeal IC New Construction with Screws ELV 120V	—	1/90	TN, PA
L4R10ANE1VA	662057952079	912401052855	1000lm AirSeal IC New Construction with Nails ELV 120V	Energy Star	1/88	TN
L4R06AZ10UVB	—	912400556186	650lm AirSeal IC New Construction with Screws 0-10V UNV version B	Energy Star	—	PA
L4R10AZ10UVB	—	912400556192	1000lm AirSeal IC New Construction with Screws 0-10V UNV version B	—	—	CA, PA
LyteCaster LED 4" Round Downlight Light Engines						
L4R06930VB	—	912400556223	650lm 90CRI 3000K version B	—	—	PA
L4R10927VB	—	912400556226	1000lm 90CRI 2700K version B	—	—	PA
L4R10930VB	—	912400556227	1000lm 90CRI 3000K version B	—	—	TN, PA
LyteCaster LED 4" Round Downlight Trims						
L4RBW	662057993690	912401050056	Baffle Downlight Style White Finish	—	1/378	PA



LyteCaster LED 5"

Comfort and quality

Lightolier LyteCaster LED Downlight and Adjustable luminaires provide comfortable, quality illumination for new construction and renovation spaces.



Why choose LyteCaster LED?

- Comprehensive low cost IC family provides great value and visual performance
- 4", 5" and 6" round and square
- Efficacy up to 90lm/W
- Lumens: 650-2000



LyteCaster LED 5"

Catalog Number	UPC Code	Model Number	Product Description	Compliance	Case/Pallet Qty	Distribution Center
LyteCaster LED 5" Round Frames						
L5RAE1VA	662057941684	912401052582	1000lm AirSeal IC New Construction with Screws ELV 120V	—	1/90	PA
L5R10RE1VA	190096019564	912401053526	1000lm AirSeal IC Remodeler ELV 120V	—	1/192	PA
L5R10AZ10UVB	—	912400556198	1000lm AirSeal IC New Construction with Screws 0-10V UNV version B	Energy Star	—	PA
LyteCaster LED 5" Round Downlight Light Engines						
L5R10930VB	—	912400556239	1000lm 90CRI 3000K version B	—	—	TN
L5R10935VB	—	912400556240	1000lm 90CRI 3500K version B	—	—	PA
L5R10927VB	—	912400556238	1000lm 90CRI 2700K version B	—	—	CA
L5R15930VB	—	912400556243	1500lm 90CRI 3000K version B	—	—	TN
LyteCaster LED 5" Round Downlight Trims						
L5RBW	662057993836	912401050072	Baffle Downlight Style White Finish	—	1/378	PA
L5RDD	662057993843	912401050073	Open Downlight Style Clear Diffuse Finish	—	1/378	TN





LyteCaster LED 5"

Comfort and quality

Lightolier LyteCaster LED Downlight and Adjustable luminaires provide comfortable, quality illumination for new construction and renovation spaces.



Why choose LyteCaster LED?

- Comprehensive low cost IC family provides great value and visual performance
- 4", 5" and 6" round and square
- Efficacy up to 90lm/W
- Lumens: 650-2000

LyteCaster LED 6"

Catalog Number	UPC Code	Model Number	Product Description	Compliance	Case/Pallet Qty	Distribution Center
LyteCaster LED 6" Round Frames						
L6RAE1VA	662057994062	912401052596	1500lm AirSeal IC New Construction with Screws ELV 120V	—	1/90	PA
L6RANE1VA	662057994079	912401052597	1500lm AirSeal IC New Construction with Nails ELV 120V	—	1/90	TN
L6R20AE1VA	662057952130	912401052872	2000lm AirSeal IC New Construction with Screws ELV 120V	Energy Star	1/88	PA
L6R15AZ10UVB	—	912400556211	1500lm AirSeal IC New Construction with Screws 0-10V UNV version B	Energy Star	—	CA, TN, PA
L6R15ANZ10UVB	—	912400556213	1500lm AirSeal IC New Construction with Nails 0-10V UNV version B	Energy Star	—	PA
L6R20AZ10UVB	—	912400556217	2000lm AirSeal IC New Construction with Screws ELV 120V version B	Energy Star	—	CA, TN, PA
LyteCaster LED 6" Round Downlight Light Engines						
L6R15927VB	—	912400556254	1500lm 90CRI 2700K version B	—	—	CA
L6R15930VB	—	912400556255	1500lm 90CRI 3000K version B	—	—	TN
L6R15927VB	—	912400556254	1500lm 90CRI 2700K version B	—	—	Factory
L6R20930VB	—	912400556259	2000lm 90CRI 3000K version B	—	—	PA
L6R20935VB	—	912400556260	2000lm 90CRI 3500K version B	—	—	TN, PA
LyteCaster LED 6" Round Downlight Trims						
L6RBW	662057993980	912401050085	Baffle Downlight Style White Finish	—	1/160	PA
L6RDD	662057993997	912401050086	Open Downlight Style Clear Diffuse Finish	—	1/160	CA, TN, PA
L6RDW	662057994000	912401050087	Open Downlight Style White Finish	—	1/160	PA



LyteCaster LED 3" Accent

Design versatility to fit any space

A wide range of options to customize your lighting solution for any application with efficacies ranging up to 800 lm/W.



Why choose LyteCaster LED 3" Accent?

- Sizes: 3"
- Efficacy: up to 72 lm/W
- Lumens: 800
- Wattage: 11 W
- Voltage: 120V or 120V-277V
- CCT: 2700 K-3500 K
- CRI: 80 min
- Dimming: ELV/TRIAC (10%)
- Lifetime: 50,000 hour (L70)



LyteCaster LED Accent

Catalog Number	UPC Code	Model Number	Product Description	Compliance	Case/Pallet Qty	Distribution Center
LyteCaster LED 3" Round Frames						
L3AE1	662057999326	912401052144	AirSeal IC New Construction with Screws ELV 120V	—	1/90	CA, TN, PA
L3ANE1	662057999333	912401052145	3.75" NEW CONSTRUCT. AIRSEAL IC 120V ELV DIM NAIL	—	1/90	CA, TN, PA
L3CE1	662057999319	912401052147	3.75" REMODELER NON-IC 120V ELV DIM	—	1/60	PA
L3NZ10U	662057999456	912401052146	3.75" NEW CONSTRUCT. NON-IC 120V/277 0-10V DIM SCR	—	1/90	TN
LyteCaster Conventional 3" Light Engine						
L308830F	662057998053	912401052136	800lm 80CRI 3000K Flood Beam	—	1/336	PA
L308830NF	662057998015	912401052135	800lm 80CRI 3000K Narrow Flood Beam	—	1/336	TN
L308927F	662057998152	912401052132	800lm 2700K 90CRI Flood Beam	Energy Star	1/336	PA
LyteCaster LED 3" Round Light Trims (continued)						
L3RAW	662057997674	912401050205	Adjustable Downlight Style White Cone Finish White Flange	—	12/1008	PA
L3RBW	662057997605	912401050202	Baffle Downlight Style White Finish White Flange	—	12/1008	PA
L3RDD	662057997629	912401052128	Downlight Style Diffuse Cone Finish White Flange	—	12/1152	PA
L3RDW	662057997636	912401052127	Downlight Style White Cone Finish White Flange	—	12/840	CA, TN, PA
L3RGW	662057997827	912401052122	Gimbal Style White Finish White Flange	—	12/1008	PA
L3RSW	662057997681	912401050196	Shower Light Wash Style White Flange	—	12/1152	PA
LyteCaster LED 3" Square Light Trims						
L3SDD	662057997735	912401050212	Downlight Style Diffuse Cone Finish White Flange	—	12/840	PA
L3SDW	662057997759	912401050197	Downlight Style White Cone Finish White Flange	—	12/1152	PA



LyteCaster 3.75"

Defining downlighting

Ideal general purpose downlighting solution, providing comfortable, quality light. Two lumen packages offered, downlight is wet location listed and comes in three trim options.



Why choose LyteCaster?

- Sizes: 4", 5", and 6" round and square
- Efficacy: up to 90 lm/W
- Lumens: 650-2000
- Wattage: 7-20 W
- Voltage: 120V or 120V-277V
- CCT: 2700 K-4000 K
- CRI: 80 and 90 min
- Dimming: ELV/TRIAC and 0-10V
- Lifetime: 50,000 hour (L70)

LyteCaster 3.75" (conventional)

Cat. Number	UPC Code	Model Number	Product Description	Compliance	Case/Pallet Qty	Dist. Center
LyteCaster Conventional 3.75" Frames						
2000AIC	784197200022	912400463984	Incandescent AirSeal IC New Construction Frame	—	2/126	PA
2000IC	784197200015	912400462002	Incandescent IC New Construction Frame	—	2/126	PA
2002P1	784197146658	912400462016	Incandescent Non-IC New Construction Frame	—	6/162	PA
2003R	784197174590	912400491713	Incandescent Non-IC Remodeler Frame for 3.75" Apertures	—	6/480	PA
2003RS	784197176143	912400462018	Incandescent Non-IC Remodeler Frame for 4.125" Apertures	—	1/160	PA
2004ICV	784197239541	912400463997	Lytening Low Voltage MR16 Airseal IC Housing Magnetic Transformer with Screws 120V	—	1/36	PA
2004ICVN	784197238995	912400468426	Lytening Low Voltage MR16 Airseal IC Housing Magnetic Transformer with Nails 120V	—	1/36	TN
LyteCaster Conventional 3.75" Trims						
2005	784197146559	912400460286	Step Baffle Black Finish	—	1/660	TN
2005WH	784197200107	912400462026	Step Baffle White Finish	—	6/576	PA
2013	784197146627	912400460292	Cone Specular Clear Finish	—	6/576	PA
2013CD	784197359690	912400462032	Cone Clear Diffuse Finish	—	1/294	PA
2013WH	784197201302	912400462035	Cone White Finish	—	1/294	PA
2025WH	784197386962	912400462041	Mini Swivel Adjustable MR16 White Finish	—	1/294	PA
2027WH	784197200206	912400462044	Recessed Adjustable Step Baffle White Finish	—	1/294	PA
2076WH	662057206080	912400462056	Basic Baffle White Finish	—	6/576	PA
2090	784197501020	912400460302	Flat Glass Lens Clear Shower Light with Plastic White Flange (wet location)	—	1/294	PA



LyteCaster 5"

Defining downlighting

Ideal general purpose downlighting solution, providing comfortable, quality light. Two lumen packages offered, downlight is wet location listed and comes in three trim options.



Why choose LyteCaster?


- Sizes: 4", 5", and 6" round and square
- Efficacy: up to 90 lm/W
- Lumens: 650-2000
- Wattage: 7-20 W
- Voltage: 120V or 120V-277V
- CCT: 2700 K-4000 K
- CRI: 80 and 90 min
- Dimming: ELV/TRIAC and 0-10V
- Lifetime: 50,000 hour (L70)



LyteCaster 5" (conventional)

Cat. Number	UPC Code	Model Number	Product Description	Compliance	Case/Pallet Qty	Dist. Center
LyteCaster Conventional 5" Frames						
1002P1	784197120078	912400461798	Incandescent Non-IC Frame	—	6/162	PA
1003R	784197174576	912400491667	Incandescent Non-IC Remodeler Frame for 5" Apertures	—	6/480	PA
1004ICS	784197176082	912400463898	Lytene Non-IC & IC Housing Can for use with 1000 series	—	1/54	PA
LyteCaster Conventional 5" Trims						
1005WH	784197100506	912400461808	Step Baffle White Finish	—	6/576	PA
1013	784197120450	912400460159	Cone Specular Clear Finish	—	6/576	PA
1013CD	784197359706	912400461817	Cone Clear Diffuse Finish	—	6/576	PA
1071	784197120696	912400460170	Open Reflector White Finish	—	6/576	PA
1076WH	784197107604	912400461847	Basic Baffle White Finish	—	6/432	TN, PA, CA
1177LX	784197194758	912400461942	Flush Glass Shower Light with Plastic White Flange (wet location)	—	1/180	PA





LyteCaster 6.75"

Defining downlighting

Ideal general purpose downlighting solution, providing comfortable, quality light. Two lumen packages offered, downlight is wet location listed and comes in three trim options.



Why choose LyteCaster?

- Sizes: 4", 5", and 6" round and square
- Efficacy: up to 90 lm/W
- Lumens: 650-2000
- Wattage: 7-20 W
- Voltage: 120V or 120V-277V
- CCT: 2700 K-4000 K
- CRI: 80 and 90 min
- Dimming: ELV/TRIAC and 0-10V
- Lifetime: 50,000 hour (L70)

LyteCaster 6.75" (conventional)

Cat. Number	UPC Code	Model Number	Product Description	Compliance	Case/Pallet Qty	Dist. Center
LyteCaster Conventional 6.75" Frames						
1102P1	784197110222	912400461868	Incandescent Non-IC Frame	—	6/162	PA
1103R	784197174583	912400491677	Incandescent Remodeler Ring Non-IC Frame for 6.75" Apertures	—	6/480	PA
1104IC	662057517995	912400461872	Lytening Incandescent New Construction Non-IC & IC Housing with Screws	—	8/72	PA
1104ICN	784197198589	912400463935	Lytening Incandescent New Construction Non-IC & IC Housing with Nails	—	8/72	PA
1104ICNQ	784197291815	912400468375	Lytening Incandescent New Construction Non-IC & IC Housing with Nails (Quick Connect)	—	8/72	TN
1104ICX	784197219819	912400463939	Lytening Incandescent New Construction IC Housing with Screws	—	4/60	PA
1104ICXN	784197239015	912400468377	Lytening Incandescent New Construction IC Housing with Nails	—	4/60	TN
LyteCaster Conventional 6.75" Trims						
1113	784197123352	912400460187	Cone Specular Clear Finish	—	6/360	PA
1113CD	784197359713	912400461884	Cone Clear Diffuse Finish	—	1/180	Factory
1117WH	784197243609	912400461892	Baffle White Finish	—	48/864	CA
1133WH	784197113322	912400461918	Slope Ceiling 30°-45° Baffle White Finish	—	1/120	PA
1171	784197117108	912400460219	Open Reflector White Finish	—	6/360	PA
1176	784197003500	912400460220	Basic Baffle Black Finish	—	6/360	PA
1176WH	784197003517	912400461941	Basic Baffle White Finish	—	6/360	TN, PA, CA
1176WHSNEW	784197120368	912400472652	Basic Baffle White Finish	—	1/88	PA
1178SH	784197117818	912400461946	Drop Opalex Shower Light with Plastic White Flange (wet location)	—	1/180	TN
1182	784197118204	912400460221	Basic Eyeball White Finish	—	1/180	PA



CorePro LED Downlight



Low cost

The CorePro LED downlight family is Lightolier's low cost LED recessed downlight.

Why choose CorePro LED Downlight?

- Affordable solution for retrofit, new construction or remodeling
- Save up to 85% in energy cost compared to 65W & 75W incandescent light source
- Compatible with many Lightolier brand or competitive housings



CorePro LED Downlight

Catalog Number	UPC Code	Model Number	Product Description	Compliance	Case/Pallet Qty	Distribution Center
CorePro LED 4" Downlight						
CP4RB07830W	662057939018	912401052602	800lm 80CRI 3000K White Finish 120V	Energy Star/Title 24	12/576	PA
CP4RN	662057939094	912401052610	New Construction Frame	-	6/210	PA
CorePro LED 5" Downlight						
CP5RB08830W	662057939049	912401052605	950lm 80CRI 3000K White Finish 120V	Energy Star/Title 24	12/324	CA, TN, PA
CorePro LED 6" Downlight						
CP6RB07830W	662057939254	912401052617	835lm 80CRI 3000K White Finish 120V	Energy Star/Title 24	12/192	CA, TN, PA
CP6RB10830W	662057939070	912401052608	1200lm 80CRI 3000K White Finish 120V	Energy Star/Title 24	12/192	CA, TN, PA
CP6RB10840W	662057939087	912401052609	1250lm 80CRI 4000K White Finish 120V	Energy Star/Title 24	12/192	CA, TN, PA
CP6RB10930W	662057939063	912401052607	1000lm 90CRI 3000K White Finish 120V	Energy Star/Title 24	12/192	PA
CP6RN	662057939131	912401052614	New Construction Frame	Energy Star/Title 24	6/144	CA, TN, PA



Mini Downlight



Mini Gimbal

Mini Downlight and Mini Gimbal

Emphasize without the size



Why choose Mini Downlight and Mini Gimbal?

- Sizes: 3 inch round
- Dimming: TRIAC down to 10%
- Installation: Easy with detachable junction box
- Lifetime: L70 at 50,000 hours
- Listings: ENERGY STAR®, Title 24 (JA8-2016), damp location, ETL listed, Airseal IC.
- Warranty: 5 year limited

Mini Downlight and Mini Gimbal

Catalog Number	UPC Code	Model Number	Product Description	Compliance	Case/Pallet Qty	Distribution Center
Mini Downlight 3"						
MD3R06930IFW	190096017409	912400543533	550lm 90CRI 3000K Flood Beam White Finish 120V	Energy Star/Title 24	18/1224	PA
Mini Gimbal 3"						
MG3R06930NFIW	190096017270	912400543520	550lm 90CRI 3000K Narrow Flood Beam White Finish 120V	Energy Star/Title 24	18/432	PA
Mini Downlight & Mini Gimbal Accessories						
MD06C	190096017331	912400543526	6' Extension Cord	–	50/3000	PA
MD20C	190096017348	912400543527	20' Extension Cord	–	50/3000	PA
MDRN	190096017355	912400543528	Round New Construction Plate	–	50/1200	PA



EasyLyte LED



Ease and quality

Lightolier EasyLyte LED downlight is the best choice for the money without sacrificing ease of install or product quality.

Why choose EasyLyte LED?

- Unitized optics with 70° cut off ensure proper positioning of light source to ensure expected lighting distribution
- Field adjustable springs accommodate ceiling thicknesses of 1.5" (4") and 2" (6") fixtures
- Polycarbonate round aperture trim inserts offer splay and baffle finish options in both 4" and 6" round sizes
- Tool-free install using modular quick connects
- Emergency frame option with emergency battery pack and remote test switch



EasyLyte LED

Catalog Number	UPC Code	Model Number	Product Description	Compliance	Case/Pallet Qty	Distribution Center
EasyLyte LED 4"						
Z4RDL10835WOCZ10U	190096103072	912400546538	1000lm 80CRI 3500K Open Style Clear Diffuse Finish 0-10V UNV	Energy Star	1/96	PA, IL, GA*
Z4RDL15835WOCZ10U	190096103096	912400546540	1500lm 80CRI 3500K Open Style Clear Diffuse Finish 0-10V UNV	Energy Star	1/96	TN, GA*
Z4RDL20835WOCZ10U	190096103119	912400546542	2000lm 80CRI 3500K Open Style Clear Diffuse Finish 0-10V UNV	Energy Star	1/96	TN, GA*
EasyLyte LED 6"						
Z6RDL10835WOCZ10U	190096103126	912400546543	1000lm 80CRI 3500K Open Style Clear Diffuse Finish 0-10V UNV	Energy Star	1/96	TN, GA*
Z6RDL15835WOCZ10U	190096103140	912400546545	1500lm 80CRI 3500K Open Style Clear Diffuse Finish 0-10V UNV	Energy Star	1/96	PA, TN, GA*
Z6RDL15840WOCZ10U	190096103157	912400546546	1500lm 80CRI 4000K Open Style Clear Diffuse Finish 0-10V UNV	Energy Star	1/96	TN, GA*
Z6RDL20835WOCZ10U	190096103171	912400546548	2000lm 80CRI 3500K Open Style Clear Diffuse Finish 0-10V UNV	Energy Star	1/96	TN, IL, GA*





Flat Downlight Select

Make your next lighting project faster and easier, with a product from a name you can trust.



Why choose Flat Downlight Select?

- Field selectable color temperature
- Quick and easy installation without frame or reflector
- ½" depth luminaire and 1" deep junction box are ideal for shallow plenum or use under joist
- Junction box clips to luminaire meeting National Electric Code (NEC)
- Dimmable to 10%. Lifetime >50,000 hours (L70)
- IC-rated for direct contact with insulation. UL1598 wet location rated

Flat Downlight Select

Catalog Number	UPC Code	Model Number	Product Description	Compliance	Case/Pallet Qty	Distribution Center
Flat Downlight Select 4"						
FD4R4CCT	784197681272	912401510528	700lm 90CRI 2700K/3000K/4000K/5000K White Finish 120V	Energy Star/RoHS	24/480	CA, TN, PA, GA*
FD4NCP	190096131198	911401865081	New Construction Plate	–	40/2800	TN
FD4TBK	190096131228	911401865381	Black Trim Facia	–	144/3456	TN
FD4TBN	190096131242	911401865581	Brushed Nickel Trim Facia	–	144/3456	TN
Flat Downlight Select 6"						
FD6R4CCT	784197681289	912401510529	900lm 90CRI 2700K/3000K/4000K/5000K White Finish 120V	Energy Star/RoHS	24/288	CA, TN, PA, GA*
FD6NCP	190096131204	911401865181	New Construction Plate	–	40/2000	TN
FD6TBK	190096131235	911401865481	Black Trim Facia	–	144/1728	TN
FD6TBN	190096131259	911401865681	Brushed Nickel Trim Facia	–	144/1728	TN
Flat Downlight Select Accessory						
FD10EC	190096131211	911401865281	10ft Extension Cable	–	144/1728	TN



OmniSpot LED

Small is the new big

These luminaires are no exception. Combining compact design with power to keep attention focused exactly on designated areas of interest.



Why choose OmniSpot LED?

- Compact, sleek aesthetic with no visible heat sink
- Excellent beam control with industry leading center beam candlepower up to 30,000
- Unobtrusive track head at less than 1" of space between the track and track head
- 6 different track adapters available, making installation a breeze
- Superior optical control designed for retail



OmniSpot LED

Catalog Number	UPC Code	Model Number	Product Description	Compliance	Case/Pallet Qty	Distribution Center
OmniSpot LED 600lm/1000lm with Lightolier Track Adapter						
LC10830WTE	190096037445	912400539857	1000lm 80CRI 3000K White Finish ELV 120V	Energy Star	1/336	PA
OmniSpot LED 600lm/1000lm Accessories						
LC10SF	190096029006	912400540151	Small Soft Focus Diffusion Film	—	1/140	PA
OmniSpot LED 2000lm Accessories						
LC20HC	190096030187	912400540143	Medium Hex Cell Louver Black Finish	—	1/140	PA
OmniSpot LED Recessed Multiples						
LLMRF	190096028849	912400540136	Small Reflector Flood Beam Reflector	—	1/378	PA
LLMRNF	190096028832	912400540135	Small Reflector Narrow Flood Beam Reflector	—	30/330	PA



Alcyon LED

The quick and easy install solution

Ideal for display, accent and task lighting and offer higher efficiency than incandescent or halogen sources leading to energy savings with no ultraviolet or infrared radiation.



Why choose Alcyon LED?

- Market leading efficiency and “candlepower punch”
- Tool-less aiming, tilt and pull-down design
- 3-part system designed for high performing, target illumination

Alcyon LED

Catalog Number	UPC Code	Model Number	Product Description	Compliance	Case/Pallet Qty	Distribution Center
Alcyon LED Vertical 1300lm Track Heads						
LLAV11RF	662057896809	912400520464	Flood Beam Reflector	–	1/336	CA
LLAV11RNF	662057896816	912400520529	Narrow Flood Beam Reflector	–	1/336	PA
LLAV11RS	662057897110	912400520465	Spot Beam Reflector	–	1/336	PA



CorePro LED Track

Designed with simplicity in mind

The Lightolier CorePro LED Mini Cylinder is small and sleek for lower mounting heights and smaller spaces.



Why choose CorePro LED Track?

- Consumes 82% less energy than a 50W MR16
- Higher flux than available LED MR16 lamps
- Provides the efficiency, output and lifetime only an integrated LED solution can offer
- No need to replace halogen lamps and bi-pin sockets



CorePro LED Track

Catalog Number	UPC Code	Model Number	Product Description	Compliance	Case/Pallet Qty	Distribution Center
CorePro Track LED Track Heads						
LT08RNF830WHVA	190096041763	912400541984	900lm 8CRI 3000K Narrow Flood Beam White Finish	Energy Star	1/224	TN
LT08RWF830BKVA	190096041923	912400542001	900lm 8CRI 3000K Wide Flood Beam Black Finish	Energy Star	1/224	TN, PA



9030NWH



9038NWH

Gimbal Ring

Clean design for a **close fit**

Features a minimalistic form designed with LED lamps in mind, helping keep the customer's focus where you want it to be.



Why choose Gimbal Ring?

- Designed with minimalistic form to create a close fit with LED lamps
- Miniaturized detailed yoke and ring-shaped lampholder for a clean appearance
- Front relamping for easy maintenance
- Units adjust horizontally up to 350° and vertically up to 90°
- Molded polycarbonate bodies allow for scratch free handling during installation and relamping

Gimbal Ring

Catalog Number	UPC Code	Model Number	Product Description	Compliance	Case/Pallet Qty	Distribution Center
Gimbal Ring Track Heads						
9030NWH	662057905914	912400528335	PAR30 White Finish	–	1/224	PA
9038NBK	662057905938	912400528336	PAR38 Black Finish	–	1/192	TN
9038NWH	662057905945	912400528337	PAR38 White Finish	–	1/192	PA



Track Head LED

The light you want
at the budget you need




Why choose Track Head LED?

- Market leading efficiency and “candlepower punch”
- Tool-less aiming, tilt and pull-down design
- 3-part system designed for high performing, target illumination



Track Head LED

Catalog Number	UPC Code	Model Number	Product Description	Compliance	Case/Pallet Qty	Distribution Center
Track Heads with Lightolier Track Adapter						
TH10930NF1B	190096016495	912400535922	1100lm 90CRI 3000K Narrow Flood Beam 120V Black Finish	Energy Star	6/312	PA
TH10930NF1W	190096016488	912400535921	1100lm 90CRI 3000K Narrow Flood Beam 120V White Finish	Energy Star	6/312	CA, TN, PA



Track Systems

While continually improved over the years, our original track design from 1961 remains intact.

Every Lightolier track luminaire today will work on the very first piece of track we ever produced.



Why choose Track Systems?

- Basic: Single circuit with capacity of 20 amps at 120V
- Advent: Double circuit with capacity of 40 amps at 120/240V
- Can be installed vertically or horizontal on walls
- Can be field cut
- Use with suspension beam or recessed housing

Track Systems

Catalog Number	UPC Code	Model Number	Product Description	Compliance	Case/Pallet Qty	Distribution Center
Lytespan Basic Track						
6001NBK	784197594206	912400465049	4' Individual Track Black	—	1/250	CA
6001NWH	784197594213	912400465050	4' Individual Track White	—	1/250	PA
6002NBK	784197594220	912400465052	8' Individual Track Black	—	1/250	PA
6002NWH	784197594237	912400465053	8' Individual Track White	—	1/250	TN, PA, CA
6003NBK	784197594251	912400465056	8' Joiner Track White	—	1/250	PA
6004NBK	784197594268	912400465058	4' Plain Track w/o Live End Black	—	1/250	TN
6004NWH	784197594275	912400465059	4' Plain Track w/o Live End White	—	1/250	PA
6008NBK	784197594282	912400465064	8' Plain Track w/o Live End Black	—	1/250	TN
6008NWH	784197594299	912400465065	8' Plain Track w/o Live End White	—	1/250	TN
Lytespan Basic Track Accessories						
6046NBK	784197594541	912400465070	Power Extension Connector Black	—	30/720	PA
6048NBK	784197594589	912400465073	Live End Black	—	30/720	TN
6048NWH	784197594596	912400465074	Live End White	—	30/720	PA
6049NBK	784197594565	912400465076	Mini Coupler Black	—	30/720	TN
6049NWH	784197594572	912400465077	Mini Coupler White	—	30/720	PA
Lytespan Basic & Advent Track Accessories						
6060BK	784197606015	912400462273	End Feed Canopy Black	—	100/1800	PA
6060WH	784197606008	912400462274	End Feed Canopy White	—	100/1800	PA
6061BK	784197606114	912400462275	Floating Canopy Black	—	50/900	PA
Monopoint Accessories						
6190BK	784197619015	912400462344	Round Monopoint, Matte Black	—	60/2400	PA
6190WH	784197619022	912400462345	Round Monopoint, Matte White	—	60/2400	PA

HCY14/HCY21



HCY Sealed High Bay

Modern design and **energy savings**

A great new look with no more sacrifices and dependability you can trust.

Why choose HCY Sealed High Bay?

- Field selectable color 4000K or 5000K
- Corrosion resistant black finish
- Heavy duty eyelet provided for connection to customer supplied suspension
- Accessory options of polycarbonate reflector and surface mount bracket
- Listed cULus for use in wet locations up to 50°C ambient, and IP65 rated



HCY Sealed High Bay

Catalog Number	UPC Code	Model Number	Product Description	Compliance	Case/Pallet Qty	Distribution Center
HCY Sealed High Bay						
HCY1421L8CST-UN3-DIM	—	911401874482	14,000-21,000lm,80CRI, Dual Select 4000K/5000K, 0-10V UNV,120-347V	DLC Premium	—	PA, CA, TN
HCY2833L8CST-UN3-DIM	—	911401874582	28,000-33,000lm,80CRI, Dual Select 4000K/5000K, 0-10V UNV,120-347V	DLC Premium	—	PA, CA, TN
Accessories						
HCY2-PRSM	—	911401874382	Clear Polycarbonate Reflector for HCY1421L	—	—	PA, CA, TN
HCY2-PRLG	—	911401874282	Clear Polycarbonate Reflector for HCY2833L	—	—	PA, CA, TN
HCY-SENSOR	—	911401874682	Sensor	—	—	PA, CA, TN
HCY-REMOTE	—	911401855781	Remote 4 Sensor Program	—	—	TN
HCY-SURFACE BKT SM	190096131174	911401856081	Surface Mount Bracket for HCY14L and HCY21L	—	20/720	TN
HCY-SURFACE BKT LG	190096131181	911401856181	Surface Mount Bracket for HCY28L and HCY33L	—	20/480	TN



FCY Value High Bay

Update and upgrade for **real savings**

Low profile and durable design, efficiency and great price – FCX value high bay has it all.



Why choose FCY Value High Bay?

- Die formed sheet metal housing and end plates
- Corrosion resistant gloss white paint after fabrication
- V-hooks and 48" chains supplied (set of 2) for installation
- Lumen maintenance up to 70% (L70) at 50,000 hours
- Access plate located on top of housing for easy wiring
- Field CCT selectable for 4000K or 5000K
- cULus listed for use in damp locations, -20°C to 45°C ambient

FCY Value High Bay

Catalog Number	UPC Code	Model Number	Product Description	Compliance	Case/Pallet Qty	Distribution Center
FCY Value High Bay						
FCY15L8CST-UNV-DIM	190096180653	912401590942	15,000lm,80CRI, Color Select 4000K/5000K, 0-10V, UNV 120-347V	DLC Premium	1/27	GA*
FCY22L8CST-UNV-DIM	190096180660	912401590943	24,000lm,80CRI, Color Select 4000K/5000K, 0-10V, UNV 120-347V	DLC Premium	1/27	GA*
FCY29L8CST-UNV-DIM	190096180677	912401590944	29,000lm,80CRI, Color Select 4000K/5000K, 0-10V, UNV 120-347V	DLC Premium	1/24	GA*
Accessories						
FCY-PENHGR	190096180738	912401590950	Pendant hanger accessory (adds 2.5" to height)	–	20/2100	Factory
FCY-SBK	190096180714	912401590948	Surface bracket kit (adds 2.5" to height)	–	20/1680	Factory
FCY-WG	190096180721	912401590949	Wire guard for FCY15L and FCY22L	–	10/600	Factory
FCY-WG29	190096180745	912401590951	Wire guard for FCY29L	–	10/600	Factory
MD360	734340586084	912400393731	Field installable 360° Motion detector (ON/OFF) occupancy sensor	–	20/720	TN

* Will Call (pickup only)



FBX High Bay

Compact and latest technology

Save energy without straining your project budget or sacrificing light output.

Why choose FBX High Bay?

- Versatile fixture ideal for a variety of spaces including warehouses, big box retail and school gymnasiums
- 12,000,16,000 and 24,000 lm options
- All three configurations are serious energy savers with efficacy up to 138lm per watt
- Dimming is standard
- Simple installation



FBX High Bay

Catalog Number	UPC Code	Model Number	Product Description	Compliance	Case/Pallet Qty	Distribution Center
FBX High Bay						
FBX16LL40-UNV	781370009946	912400389505	16,000lm,80CRI,4000K, UNV 120-277V	DLC Standard	1/36	TN
FBX16LL50-UNV	781370754419	912401264353	16,000lm,80CRI,5000K, UNV 120-277V	DLC Standard	1/36	PA
FBX24LL40-UNV	782343066874	912400389502	24,000lm,80CRI,4000K, UNV 120-277V	DLC Standard	1/36	TN
FBX24LL50-UNV	781370646516	912401263725	24,000lm,80CRI,5000K, UNV 120-277V	DLC Standard	1/36	PA
Accessories						
FBX CHAIN KIT	782343142394	912401261309	54" Chains & V Brackets	—	50/1650	PA, CA
FBX-GRIP10	781370375775	912401261677	10' Cables & V Brackets	—	100/2000	PA, CA
FBX-GRIP5	781370375768	912401263727	5' Cables & V Brackets	—	1/396	PA, CA
FBX-PENHGR	782343142790	912401261311	Pendant hanger (adds 3" to height)	—	1/210	TN, CA
FBX-SLFA-2W	784197228033	912401280915	Frosted acrylic snap lens for FBX16L, FBX20L and FBX24L	—	1/1	CA, TN, PA
WG-FBX-2W	782343143872	912401262554	Wire guard for FBX16L, FBX20L and FBX24L	—	2/40	Factory



FBY High Bay

Versatility in form and function

Reliable and cost-friendly solutions for your big industrial or institutional spaces.



Why choose FBY High Bay?

- Designed for a variety of applications, perfect for educational facilities, warehouses and retail outlets
- 12,000,18,000,24,000,30,000, 48,000 or 60,000 lumen options
- A variety of useful mounting accessories
- Components are DesignLights Consortium qualified
- Dimming is standard
- Simple installation

FBY High Bay

Catalog Number	UPC Code	Model Number	Product Description	Compliance	Case/Pallet Qty	Distribution Center
FBY High Bay						
FBY12L840-UNV	784197653125	912401494858	12,000lm,80CRI,4000K, UNV 120-277V	DLC Standard	1/80	TN
FBY12L850-UNV	784197655891	912401495037	12,000lm,80CRI,5000K, UNV 120-277V	DLC Standard	1/80	TN
FBY18L850-UNV	784197655907	912401495039	18,000lm,80CRI,5000K, UNV 120-277V	DLC Standard	1/80	TN
FBY24L840-UNV	784197653101	912401494856	24,000lm,80CRI,4000K, UNV 120-277V	DLC Standard	1/80	CA, TN, IL
FBY24L850-UNV	784197655914	912401495041	24,000lm,80CRI,5000K, UNV 120-277V,	DLC Standard	1/80	TN
Accessories						
FBY-PENHGR	784197665036	912401495721	Pendant hanger (adds 3" to height)	—	1/960	TN, CA
HNH5-VHOOK	784197658762	912401459117	54" Chains & V Brackets	—	1/1	TN, GA*
HCH10-VHOOK	784197658731	912401459114	10' Cables & V Brackets	—	1/1	TN, GA*
HCH5-VHOOK	784197658724	912401459113	5' Cables & V Brackets	—	1/1	TN, GA*

* Will Call (pickup only)



FluxPanel Gen2

Uniform surface of light provides low glare, flicker free lighting at an affordable price.

Why choose FluxPanel Gen2?


- DLC standard and premium options to assure performance and maximum ROI
- Tested TM21 prediction L70 up to 90,000 hrs and warranted for 5 years¹
- Install the remote mount sensor accessory to capture maximum savings now and expand the network for add on sales and value in the future
- Flexible wiring options
- Available with factory installed BSL10LST self test 10W and BSL6LST self test 6W ...more lumen output for 1 watt less



FluxPanel

Catalog Number	UPC Code	Model Number	Product Description	Compliance	Case/Pallet Qty	Distribution Center
FluxPanel Gen2						
1FPZ38B835-4-DS-UNV-DIM	190096180011	912401587017	1x4,3800lm,80CRI,3500K, Smooth Diffuser, UNV 120-277V, 0-10V	DLC Standard	1/40	PA
1FPZ38B840-4-DS-UNV-DIM	190096180028	912401587018	1x4,3800lm,80CRI,4000K, Smooth Diffuser, UNV 120-277V, 0-10V	DLC Standard	1/40	CA
2FPZ20L835-2-DS UNV DIM	190096180769	912401591598	2x2,2000lm,80CRI,3500K, Smooth Diffuser, UNV 120-277V, 0-10V	DLC Premium	1/40	PA
2FPZ20L840-2-DS UNV DIM	190096180776	912401591599	2x2,2000lm,80CRI,4000K, Smooth Diffuser, UNV 120-277V, 0-10V	DLC Premium	1/40	PA
2FPZ20L850-2-DS UNV DIM	190096181902	912401591705	2x2,2000lm,80CRI,5000K, Smooth Diffuser, UNV 120-277V, 0-10V	DLC Premium	1/40	PA
2FPZ30L835-2-DS UNV DIM	190096180783	912401591601	2x2,3000lm,80CRI,3500K, Smooth Diffuser, UNV 120-277V, 0-10V	DLC Premium	1/40	PA
2FPZ30L840-2-DS UNV DIM	190096180790	912401591602	2x2,3000lm,80CRI,4000K, Smooth Diffuser, UNV 120-277V, 0-10V	DLC Premium	1/40	PA
2FPZ38B835-2-DS-UNV-DIM	190096180035	912401587019	2x2,3800lm,80CRI,3500K, Smooth Diffuser, UNV 120-277V, 0-10V	DLC Standard	1/40	CA, TN, PA
2FPZ38B840-2-DS-UNV-DIM	190096180042	912401587020	2x2,3800lm,80CRI,4000K, Smooth Diffuser, UNV 120-277V, 0-10V	DLC Standard	1/40	CA, TN, PA, IL
2FPZ30L835-4-DS UNV DIM	190096180806	912401591603	2x4,3000lm,80CRI,3500K, Smooth Diffuser, UNV 120-277V, 0-10V	DLC Premium	1/20	PA
2FPZ30L840-4-DS UNV DIM	190096180813	912401591604	2x4,3000lm,80CRI,4000K, Smooth Diffuser, UNV 120-277V, 0-10V	DLC Premium	1/20	PA
2FPZ30L850-4-DS UNV DIM	190096181919	912401591706	2x4,3000lm,80CRI,5000K, Smooth Diffuser, UNV 120-277V, 0-10V	DLC Premium	1/20	PA
2FPZ38L835-4-DS UNV DIM	190096180837	912401591606	2x4,3800lm,80CRI,3500K, Smooth Diffuser, UNV 120-277V, 0-10V	DLC Premium	1/20	PA
2FPZ38L840-4-DS UNV DIM	190096180820	912401591605	2x4,3800lm,80CRI,4000K, Smooth Diffuser, UNV 120-277V, 0-10V	DLC Premium	1/20	PA
2FPZ42B835-4-DS-UNV-DIM	190096180066	912401587022	2x4,4200lm,80CRI,3500K, Smooth Diffuser, UNV 120-277V, 0-10V	DLC Standard	1/20	CA, TN, PA
2FPZ42B840-4-DS-UNV-DIM	190096180073	912401587023	2x4,4200lm,80CRI,4000K, Smooth Diffuser, UNV 120-277V, 0-10V	DLC Standard	1/20	CA, TN, PA, IL

1. Visit signify.com/warranties for full warranty information.



Selectable Backlit Panel

Make the **easy selection**

Carry less stock with more options.



Why choose Selectable Backlit Panel?

- 3 color temperature selections, 3 wattage choices, and 3 sizes available
- Numerous options for your customers, while keeping inventory levels and SKU count low
- Available for use in recessed, suspended and surface mount applications

Selectable Backlit Panel


Catalog Number	UPC Code	Model No.	Product Description	Compliance	C/P Qty	Dist. Center
Selectable Backlit Panel						
1SBP3040L8CS-4-UNV-DIM	190096130993	911401837681	1x4, Lumens Select,80CRI, Color Select 3500K/4000K/5000K, UNV 120-277V, 0-10V (30W/34W/39W)	DLC Standard	4/24	CA, TN, PA, IL
2SBP3040L8CS-2-UNV-DIM	190096131006	911401837781	2x2, Lumens Select,80CRI, Color Select 3500K/4000K/5000K, UNV 120-277V, 0-10V (30W/34W/39W)	DLC Standard	4/24	CA, TN, PA, IL, GA*
2SBP3550L8CS-4-UNV-DIM	190096131013	911401837881	2x2, Lumens Select,80CRI, Color Select 3500K/4000K/5000K, UNV 120-277V, 0-10V (35W/38W/50W)	DLC Standard	4/12	CA, TN, PA, IL, GA*

* Will Call (pickup only)

FluxStream Family

Real convenience for your operation's success

Tough and dependable luminaires designed for ease of handling and flexibility.



Why choose FluxStream?

- Compact design for tight spaces
- Frosted acrylic diffuser provides wide light distribution, superior glare control
- Diffuser and LED plate snap into place allowing tool-free access to LED boards and driver
- 2',3',4' and 8' tandem lengths available to accommodate many field applications
- Up to 100,000 hour predicted L70 LED lumen maintenance provides long service life to reduce maintenance costs




FluxStream Family

Catalog Number	UPC Code	Model Number	Product Description	Compliance	Case/Pallet Qty	Dist. Center
FluxStream LED Industrial						
FSI440L840-UNV-DIM	784197245542	912401282281	4' Length,4000lm,80CRI,4000K, UNV 120-277V, 0-10V	DLC Standard	1/40	TN, IL
FSI455L840-UNV-DIM	784197245566	912401283477	4' Length,5500lm,80CRI,4000K, UNV 120-277V, 0-10V	DLC Standard	1/40	PA, IL
FSI8110L840-UNV-DIM	784197245597	912401283489	8' Length,11000lm,80CRI,4000K, UNV 120-277V, 0-10V	DLC Standard	1/36	PA, IL
FluxStream LED Industrial Accessories						
FSIWG4	784197295035	912401461922	Wire Guard 4' (order two for 8' models)	—	1/52	PA, IL
FluxStream LED Strip						
FSS220L840-UNV-DIM	784197245351	912401283410	2' Length,2000lm,80CRI,4000K, UNV 120-277V, 0-10V	DLC Standard	1/80	TN, IL
FSS440L835-UNV-DIM	784197270025	912401283415	4' Length,4000lm,80CRI,3500K, UNV 120-277V, 0-10V	DLC Standard	1/60	CA, TN, PA, IL
FSS440L840-UNV-DIM	784197245382	912401283414	4' Length,4000lm,80CRI,4000K, UNV 120-277V, 0-10V	DLC Standard	1/60	CA, TN, PA, IL
FSS455L835-UNV-DIM	784197270100	912401283426	4' Length,5500lm,80CRI,3500K, UNV 120-277V, 0-10V	DLC Standard	1/60	PA, IL
FSS455L840-UNV-DIM	784197245405	912401283425	4' Length,5500lm,80CRI,4000K, UNV 120-277V, 0-10V	DLC Standard	1/60	CA, TN, PA, IL
FSS8110L840-UNV-DIM	784197245436	912401283437	8' Length,11000lm,80CRI,4000K, UNV 120-277V, 0-10V	DLC Standard	1/70	PA, CA
FSS880L835-UNV-DIM	784197270308	912401283446	8' Length,8000lm,80CRI,3500K, UNV 120-277V, 0-10V	DLC Standard	1/70	CA, IL
FSS880L840-UNV-DIM	784197245429	912401283445	8' Length,8000lm,80CRI,4000K, UNV 120-277V, 0-10V	DLC Standard	1/70	CA, TN, PA, IL

FluxStream Family

(continued)



Why choose FluxStream?

- Compact design for tight spaces
- Frosted acrylic diffuser provides wide light distribution, superior glare control
- Diffuser and LED plate snap into place allowing tool-free access to LED boards and driver
- 2', 3', 4' and 8' tandem lengths available to accommodate many field applications
- Up to 100,000 hour predicted L70 LED lumen maintenance provides long service life to reduce maintenance costs

FluxStream Family

Catalog Number	UPC Code	Model Number	Product Description	Compliance	Case/Pallet Qty	Dist. Center
FluxStream LED Strip EZ						
FSSEZ440L830-UNV	784197269999	912401283409	4' Length, 4000lm, 80CRI, 3000K, UNV 120-277V, Non-Dimming	DLC Standard	1/60	CA, TN, PA, IL
FSSEZ440L835-UNV	784197269982	912401283408	4' Length, 4000lm, 80CRI, 3500K, UNV 120-277V, Non-Dimming	DLC Standard	1/60	CA, TN, PA, IL
FSSEZ440L840-UNV	784197245344	912401283407	4' Length, 4000lm, 80CRI, 4000K, UNV 120-277V, Non-Dimming	DLC Standard	1/60	CA, TN, PA, IL, GA*
FSSEZ440L840-UNV-DIM	784197700171	912401499854	4' Length, 4000lm, 80CRI, 4000K, UNV 120-277V, 0-10V	DLC Standard	1/60	CA
FSSEZ880L840-UNV-DIM	784197700188	912401499855	Fluxstream EZ 8', 8000 lm, 4000K, UNV 120-277V, 0-10V	DLC Standard	1/70	TN, CA
FluxStream LED Strip Accessories						
FSSWG4	784197295028	912401461921	Wire Guard 4' (order two for 8' models)	DLC Standard	1/60	CA, TN, PA, IL
FSTH	78197349707	912401462272	Sliding Hanger Bracket (set of two)	DLC Standard	4/900	TN, CA, IL
Fluxstream LED Wraparound						
FSW440L835-UNV-DIM	784197263485	912401282849	4' Length, 4000lm, 80CRI, 3500K, UNV 120-277V, 0-10V	DLC Standard	1/40	PA, IL
FSW440L840-UNV-DIM	784197245481	912401282277	4' Length, 4000lm, 80CRI, 4000K, UNV 120-277V, 0-10V	DLC Standard	1/40	PA, CA, IL
FluxStream LED Wraparound EZ						
FSWEZ440L830-UNV	784197263492	912401282850	4' Length, 4000lm, 80CRI, 3000K, UNV 120-277V, Non-Dimming	DLC Standard	1/40	TN
FSWEZ440L835-UNV	784197263508	912401282851	4' Length, 4000lm, 80CRI, 3500K, UNV 120-277V, Non-Dimming	DLC Standard	1/40	PA, IL
FSWEZ440L840-UNV	784197245450	912401282852	4' Length, 4000lm, 80CRI, 4000K, UNV 120-277V, Non-Dimming	DLC Standard	1/40	PA, IL
Fluxstream LED Wraparound Accessories						
FSWJ	784197349721	912401462274	Continuous row Joiner for Wraparound (one per joint required)	DLC Standard	8/440	TN
DACH48	734340989724	912400347291	Adjustable 48" cable hanger kit (single)	-	100/2000	PA, CA
DACH48-1-SC	734340989731	912400347292	Adjustable 48" cable hanger kit with white straight 18/3 cord (single)	-	1/1	PA, CA
DACH48-1D-SC	784197362096	912401454126	Adjustable 48" cable hanger kit with white straight 18/5 cord & dim leads (single)	-	1/1	TN, IL

* Will Call (pickup only)



NWL Selectable Wraparound

Achieve a balance of performance and appeal



NWL
(Wraparound)
with field on/off
occupancy sensor

Why choose NWL Selectable Wraparound?


- White polycarbonate housing for durability
- Frosted polycarbonate lens for even, low glare lighting
- Hardware for surface mounting included
- Field CCT selectable for 3000K, 3500K or 4000K
- cETLus listed to meet UL 1598 standards for -10°C to 35°C ambient. Suitable for damp locations



NWL Selectable Wraparound

Catalog Number	UPC Code	Model No.	Product Description	Compliance	C/P Qty	Dist. Center
NWL Selectable Wraparound						
NWL440L8CST-UNV-DIM-OCC	190096130917	911401803581	4' Length, 4000lm, 80CRI, Color Select 3000K-3500K-4000K, UNV 120-277V, 0-10V, Occupancy sensor	DLC Standard	4/32	CA, TN, PA, IL, GA*

* Will Call (pickup only)



SDS
(Selectable Strip)

SDS Selectable Strip

Economical luminaire
delivering the right light



Why choose SDS Selectable LED Strip?

- Simple form
- Convenient specification
- Ease of installation
- Ease of maintenance
- Durable construction
- Simple mounting method
- Frosted glare-free lens
- CCT & Lumen selectability

SDS Selectable Strip

Catalog Number	UPC Code	Model Number	Product Description	Compliance	Case/Pallet Qty	Distribution Center
Linear Strip DS 2ft, 4ft, 8ft						
SDS21224L8CST-UNV-DIM	190096131563	911401870782	Linear Strip DS 2ft/ 35-40-50K/UNV	DLC Standard	288	PA, CA, TN, IL
SDS42448L8CST-UNV-DIM	190096131570	911401870882	Linear Strip DS 4ft/ 35-40-50K/UNV	DLC Standard	144	PA, CA, TN, IL
SDS84998L8CST-UNV-DIM	190096131587	911401870982	Linear Strip DS 8ft/ 35-40-50K/UNV	DLC Standard	36	PA, CA, TN, IL

* Will Call (pickup only)



Day-Brite

CFI

by Signify



VTC Sealed Strip

Rugged reliability
for efficient environments

Works hard and long to give you the durability you are looking for in challenging locations.

Why choose VTC Sealed Strip?

- Grey one piece, molded polycarbonate body with no rusting, no oxidation, and no corrosion
- Standard lens is frosted
- Gasket provides tight seal between plastic lens and housing
- Stainless steel latches are standard
- Hanging V-hooks included (set of 2)
- cULus listed to meet UL 1598 standards for -10°C to 40°C ambient and suitable for wet locations



VTC Sealed Strip

Catalog Number	UPC Code	Model Number	Product Description	Compliance	Case/Pallet Qty	Distribution Center
VTC Sealed Strip						
VTC436L840-UNV	190096130283	911401738102	4' Length,3600lm,80CRI,4000lm, UNV 120-277V (wet location)	-	6/36	IL



Day-Brite

CFI

by Signify



SLS Linkable Strip

Get a team of lights
working for you

Discover how continuous rows give you the quality of light needed in hard-working spaces.



Why choose SLS Linkable Strip?

- Ideal for commercial or residential applications
- Available in 2' and 4' lengths
- High efficacy, more than 100 lumens per watt
- Frosted acrylic lens for even, low glare lighting
- Damp location listed
- 5-year limited warranty¹

SLS Linkable Strip

Catalog Number	UPC Code	Model Number	Product Description	Compliance	Case/Pallet Qty	Distribution Center
SLS Linkable Strip						
SLS216L840-UNV	190096130191	911401737992	2' Length,1600lm,80CRI,4000lm, UNV 120-277V	–	6/120	CA, TN, PA
SLS432L840-UNV	190096130207	911401738002	4' Length,3200lm,80CRI,4000lm, UNV 120-277V	–	6/120	CA, TN, PA

1. Visit [signify.com/warranties](https://www.signify.com/warranties) for full warranty information.



Day-Brite

CFI

by Signify



T Standard Strip

Economical, **functional**

A basic strip luminaire available in multiple lamp and reflector types.

Why choose T Standard Strip?

- Convenient installation
- Suitable for unit, row, surface or suspension mounting
- Suitable for damp locations



T Standard Strip

Catalog Number	UPC Code	Model Number	Product Description	Compliance	Case/Pallet Qty	Distribution Center
T Standard Strip Accessories						
CG-4	782343296059	912400348992	Wire Guard for 4' T Strip / TH Strip	—	36/288	TN

Day-Brite

CFI

by Signify



V3W Vaporlume

Robust, yet highly efficient

A specialized wet location, IP rated product designed for use in both indoor and outdoor environments.



Why choose V3W Vaporlume?

- Ideally suited for use in refrigerated cold storage, industrial, parking garage, and canopy applications
- Acceptable for outdoor as well as indoor installations
- Can be surface mounted on ceilings or walls, or suspended via brackets, chain or cables
- Mounting brackets available, order separately
- NSF Certified option for Non-Food Zone/Splash Zone installations

V3W Vaporlume

Catalog Number	UPC Code	Model Number	Product Description	Compliance	Case/Pallet Qty	Distribution Center
V3W Vaporlume						
V3W451L840-UNV-DIM	784197426538	912401501684	4' Length,5100lm,80CRI,4000K, UNV 120-277V, 0-10V	DLC Standard	1/35	TN, IL



Day-Brite

CFI

by Signify

DW/V2 Vaporlume

Highly specialized and designed for a variety of applications

A specialized IP rated luminaire designed for both indoor and outdoor environments.



Why choose DW/V2 Vaporlume?


- Ideally suited for use in refrigerated cold storage, industrial, parking garage and canopy applications
- Acceptable for outdoor as well as indoor installations
- Can be surface (wall/ceiling) or suspended mounted unless otherwise specified
- Wet location – areas of high humidity, water vapor, rain, incidental water spray or other non-corrosive or non-flammable liquid
- NSF Certified for Non-Food Zone installations



DW/V2 Vaporlume

Catalog Number	UPC Code	Model Number	Product Description	Compliance	Case/Pallet Qty	Distribution Center
DW/V2 Vaporlume Accessories						
TBK	734340374599	912400344165	Stainless Steel Top Bracket Kit (pair of brackets plus hardware)	–	50/1000	PA, IL
WBK	781370485887	912400370467	Stainless Steel Wraparound Bracket Kit (pair of brackets)	–	50/1200	PA
FKR-126	782343184103	912400348218	Chain hanger set with V-Hook (2)	–	20/1920	CA, TN, PA, GA*





EvoGrid

Quiet obtrusive lighting
for a variety of applications

EvoGrid LED delivers high efficacies (125-135lm/W) and superior visual comfort.



Why choose EvoGrid?

- T Bar grids integral to the body for 15/16 and 9/16 grids
- Integral sensors, wired and wireless and POE control options
- Tunable options to support well-being and performance

EvoGrid

Catalog Number	UPC Code	Model Number	Product Description	Compliance	Case/Pallet Qty	Distribution Center
EvoGrid 2x2						
2EVG30L835-2-D-UNV-DIM	784197028763	912401273519	2x2,3000lm,80CRI,3500K, Opal Lens, UNV 120-277V, 0-10V	DLC Standard	1/52	PA
2EVG30L840-2-D-UNV-DIM	784197061593	912401272954	2x2,3000lm,80CRI,4000K, Opal Lens, UNV 120-277V, 0-10V	DLC Standard	1/52	PA
2EVG38L835-2-D-UNV-DIM	784197028770	912401272141	2x2,3800lm,80CRI,3500K, Opal Lens, UNV 120-277V, 0-10V	DLC Standard	1/52	PA
2EVG38L840-2-D-UNV-DIM	784197049133	912401272139	2x2,3800lm,80CRI,4000K, Opal Lens, UNV 120-277V, 0-10V	DLC Standard	1/52	TN
2EVG45L835-2-D-UNV-DIM	784197028787	912401272138	2x2,4500lm,80CRI,3500K, Opal Lens, UNV 120-277V, 0-10V	DLC Standard	1/52	PA
EvoGrid 2x4						
2EVG38L835-4-D-UNV-DIM	784197028947	912401273072	2x4,3800lm,80CRI,3500K, Opal Lens, UNV 120-277V, 0-10V	DLC Standard	1/26	PA
2EVG38L840-4-D-UNV-DIM	784197049287	912401273077	2x4,3800lm 80CRI,4000K, Opal Lens, UNV 120-277V, 0-10V	DLC Standard	1/26	PA
2EVG43L840-4-D-UNV-DIM	784197061302	912401272623	2x4,4300lm,80CRI,4000K, Opal Lens, UNV 120-277V, 0-10V	DLC Standard	1/26	PA
2EVG48L835-4-D-UNV-DIM	784197028961	912401272125	2x4,4800lm,80CRI,3500K, Opal Lens, UNV 120-277V, 0-10V	DLC Standard	1/26	TN
2EVG48L840-4-D-UNV-DIM	784197049102	912401272128	2x4,4800lm,80CRI,4000K, Opal Lens, UNV 120-277V, 0-10V	DLC Standard	1/26	PA
2EVG54L840-4-D-UNV-DIM	784197049119	912401272129	2x4,5400lm,80CRI,4000K, Opal Lens, UNV 120-277V, 0-10V	DLC Standard	1/26	PA
EvoGrid Accessories						
FMA14	734340775488	912400346341	1x4 "F" mounting frame for NEMA "F" ceiling	—	40/320	CA, TN, PA
FMA22	734340775471	912400346340	2x2 "F" mounting frame for NEMA "F" ceiling	—	50/450	CA, TN, GA*
FMA24	734340775464	912400346339	2x4 "F" mounting frame for NEMA "F" ceiling	—	40/480	CA, TN, PA, GA*

* Will Call (pickup only)

FluxGrid

FluxGrid family trusted solutions for core and performance applications




Why choose FluxGrid?

- Offers just the right selection of service features and value
- Budget conscious specification product, offering premium visual comfort
- Popular diffuse lens types including a ribbed option round and flat
- Integrated control options at a competitive price
- 4 a full range of specification options such as hard ceiling compatibility



FluxGrid

Catalog Number	UPC Code	Model No.	Product Description	Compliance	C/P Qty	Dist. Center
FluxGrid 2x2 for Grid NEMA G 15/16" with Ribbed & Smooth Diffuser						
2FGG38B830-2-D-UNV-DIM	784197242190	912401282084	2x2,3800lm,80CRI,3000K, Ribbed Diffuser, UNV 120-277V, 0-10V	DLC Standard	1/52	TN
2FGG38B835-2-D-UNV-DIM	784197203641	912401281466	2x2,3800lm,80CRI,3500K, Ribbed Diffuser, UNV 120-277V, 0-10V	DLC Standard	1/52	TN, PA, GA*
2FGG38L835-2-D-UNV-DIM	784197242336	912401282070	2x2,3800lm,80CRI,3500K, Ribbed Diffuser, UNV 120-277V, 0-10V	DLC Standard	1/52	TN, PA
2FGG38B840-2-D-UNV-DIM	784197242268	912401282077	2x2,3800lm,80CRI,4000K, Ribbed Diffuser, UNV 120-277V, 0-10V	DLC Standard	1/52	CA, TN, PA, GA*
2FGG38L840-2-D-UNV-DIM	784197242275	912401282076	2x2,3800lm,80CRI,4000K, Ribbed Diffuser, UNV 120-277V, 0-10V	DLC Standard	1/52	PA
2FGG38B840-2-DS-UNV-DIM	784197269166	912401283352	2x2,3800lm,80CRI,4000K, Smooth Diffuser, UNV 120-277V, 0-10V	DLC Standard	1/52	TN
2FGG38B850-2-D-UNV-DIM	784197242107	912401282093	2x2,3800lm,80CRI,5000K, Ribbed Diffuser, UNV 120-277V, 0-10V	DLC Standard	-	Factory
2FGG45L835-2-D-UNV-DIM	784197242329	912401282071	2x2,4500lm,80CRI,3500K, Ribbed Diffuser, UNV 120-277V, 0-10V	DLC Standard	1/52	PA
FluxGrid 2x2 for Grid NEMA G 15/16" with Smooth Diffuser & Interact Pro scalable						
2FGXG30L835-2-RS-UNV-DIM-SWZCS	-	912401608352	2x2,3000lm,80CRI,3500K, Round Smooth Lens, UNV 120-277V, 0-10V, Interact Pro scalable	DLC Premium	1/52	PA, CA
2FGXG30L840-2-RS-UNV-DIM-SWZCS	-	912401608353	2x2,3000lm,80CRI,4000K, Round Smooth Lens, UNV 120-277V, 0-10V, Interact Pro scalable	DLC Premium	1/52	PA, CA



FluxGrid

FluxGrid family trusted solutions for core and performance applications



Why choose FluxGrid?

- Offers just the right selection of service features and value
- Budget conscious specification product, offering premium visual comfort
- Popular diffuse lens types including a ribbed option round and flat
- Integrated control options at a competitive price
- 4 a full range of specification options such as hard ceiling compatibility

FluxGrid

Catalog Number	UPC Code	Model No.	Product Description	Compliance	C/P Qty	Dist. Center
FluxGrid 2x4 for Grid NEMA G 15/16" with Ribbed & Smooth Diffuser						
2FGG42B830-4-D-UNV-DIM	784197242183	912401282085	2x4,4200lm,80CRI,3000K, Ribbed Diffuser, UNV 120-277V, 0-10V	DLC Standard	1/26	Factory
2FGG42B835-4-D-UNV-DIM	784197203658	912401281469	2x4,4200lm,80CRI,3500K, Ribbed Diffuser, UNV 120-277V, 0-10V	DLC Standard	1/26	CA, TN, PA, GA*
2FGG42B840-4-D-UNV-DIM	784197242237	912401282080	2x4,4200lm,80CRI,4000K, Ribbed Diffuser, UNV 120-277V, 0-10V	DLC Standard	1/26	CA, TN, PA, GA*
2FGG42B840-4-DS-UNV-DIM	784197269173	912401283354	2x4,4200lm,80CRI,4000K, Smooth Diffuser, UNV 120-277V, 0-10V	DLC Standard	1/26	TN
2FGG42B850-4-D-UNV-DIM	784197242091	912401282094	2x4,4200lm,80CRI,5000K, Ribbed Diffuser, UNV 120-277V, 0-10V	DLC Standard	-	Factory
2FGG43L835-4-D-UNV-DIM	784197242312	912401282072	2x4,4300lm,80CRI,3500K, Ribbed Diffuser, UNV 120-277V, 0-10V	DLC Standard	1/26	TN, PA
2FGG43L840-4-D-UNV-DIM	784197242244	912401282079	2x4,4300lm,80CRI,4000K, Ribbed Diffuser, UNV 120-277V, 0-10V	DLC Standard	1/26	TN, PA
2FGG48L835-4-D-UNV-DIM	784197242305	912401282073	2x4,4800lm,80CRI,3500K, Ribbed Diffuser, UNV 120-277V, 0-10V	DLC Standard	1/26	TN, PA
2FGG48L840-4-D-UNV-DIM	784197242220	912401282081	2x4,4800lm,80CRI,4000K, Ribbed Diffuser, UNV 120-277V, 0-10V	DLC Standard	1/26	CA, TN, PA
2FGG54L835-4-D-UNV-DIM	784197242299	912401282074	2x4,5400lm,80CRI,3500K, Ribbed Diffuser, UNV 120-277V, 0-10V	DLC Standard	1/26	TN, PA
2FGG54L840-4-D-UNV-DIM	784197242213	912401282082	2x4,5400lm,80CRI,4000K, Ribbed Diffuser, UNV 120-277V, 0-10V	DLC Standard	1/26	CA, TN, PA
FluxGrid 2x4 for Grid NEMA G 15/16" with Smooth Diffuser & Interact Pro scalable						
2FGXG38L835-4-RS-UNV-DIM-SWZCS	-	912401608351	2x4,3800lm,80CRI,3500K, Round Smooth Lens, UNV 120-277V, 0-10V, Interact Pro scalable	DLC Premium	1/26	PA, CA
2FGXG38L840-4-RS-UNV-DIM-SWZCS	-	912401608354	2x4,3800lm,80CRI,4000K, Round Smooth Lens, UNV 120-277V, 0-10V, Interact Pro scalable	DLC Premium	1/26	PA, CA
2FGXG38L840-4-RS-UNV-DIM-SWZCS	-	912401607990	2x4,3800lm,80CRI,4000K, Round Smooth Lens, UNV 120-277V, 0-10V, Interact Pro scalable	DLC Premium	1/26	Factory
2FGXG43L835-4-RS-UNV-DIM-SWZCS	-	912401608355	2x4,4300lm,80CRI,3500K, Round Smooth Lens, UNV 120-277V, 0-10V, Interact Pro scalable	DLC Premium	1/26	PA, CA
2FGXG43L840-4-RS-UNV-DIM-SWZCS	-	912401608358	2x4,4300lm,80CRI,4000K, Round Smooth Lens, UNV 120-277V, 0-10V, Interact Pro scalable	DLC Premium	1/26	PA, CA

* Will Call (pickup only)



45V Line Edge-lit LED

High quality specification grade edge-lit exit sign that is aesthetically appealing and designed for architectural excellence. It includes self-diagnostic/self-test circuitry, standard on all models.



Why choose 45V Line LED?

- Self-diagnostic standard
- Self-test standard
- Special wording available
- Injection molded wedge shaped panel
- California Energy Commission compliant
- Precision molded, etched letters and chevrons
- Exit panel is ultrasonically welded together eliminating the need for visible hardware
- DoE compliant



45V Line Edge-lit LED

Catalog Number	UPC Code	Model Number	Product Description	Case Qty	Pallet Qty	Distribution Center
45V Line Edge-lit LED						
BBER45VXL	781370518127	912400370603	Back Box Rough In Section, Emergency Operation Nicad Battery	1	176	CA, TN, PA



Compac Units LED

A general purpose exit and emergency family that is designed to complement the Compac LED family. The unobtrusive look offers great aesthetics yet delivers optimum performance.



Why choose Compac Units LED?

- Low profile unobtrusive designs
- Nickel metal hydride battery (CLU Nickel cadmium)
- Designed for wall or ceiling mounting
- Self-diagnostic, self-test electronics

Compac Units LED

Catalog Number	UPC Code	Model Number	Product Description	Case Qty	Pallet Qty	Distribution Center
Compac Units LED						
CLU2NW	784197421144	912401502516	Compac LED 2 Lamp Head Emergency Unit, Nickel Metal Hydride Battery, White	6	6	CA, TN, PA
CLUNW	784197421168	912401502515	Compac LED 2 Lamp Head Emergency Unit, Nickel Cadmium Battery, Compact White Cabinet	24	24	CA, TN, PA
CLXNRW	784197421236	912401502518	Compac LED Exit, Nickel Metal Hydride Battery, Red Letters, White	6	6	CA



Edge-Glo Edge-Lit LED



Attractive chamfered acrylic panel with floating letters. Bottom edge of panels reflectorized to facilitate even illumination.

Why choose Edge-Glo LED?

- Red on white signs with Chicago code arrows
- Injection molded clear acrylic panels with chamfered edges
- Bottom edge is reflectorized to facilitate uniform illumination



Edge-Glo Edge-Lit LED

Catalog Number	UPC Code	Model Number	Product Description	Case Qty	Pallet Qty	Distribution Center
Edge-Glo Edge-Lit LED						
PG1RWSA3W	782343255216	912400392743	EXIT Panel, single face, Red letters on white background, no arrows, white faceplate	1	70	IL
PG2RWSA21W	782343257463	912400392755	EXIT Panel, double face, Red letters on white background, left or right arrows, white faceplate	1	70	IL
RGLOLEDW	781370491291	912401262211	Recessed Housing, AC Only, White LEDs,	1	91	IL
SGLOLEDWW	781370491246	912401262209	Surface Housing, AC Only, White LEDs, white housing	1	120	IL





Value+ LED Exit Signs

Basic exit that offers a low profile design, giving it stylish appeal suitable for any general purpose application.



Why choose Value+ Family?

- Thermoplastic (off white) ABS housing
- Low profile, snap together quick mount design
- Universal wall/ceiling/end mounting
- UL damp location listed
- Pop out chevron directional indicators are easily removed when required
- Extra stencil faceplate for double face sign applications
- 6V maintenance free nickel cadmium battery

Value+ LED Exit Signs

Catalog Number	UPC Code	Model Number	Product Description	Case Qty	Pallet Qty	Distribution Center
Value+ Exit Signs						
VEGW	782343263020	912400348806	Universal Mount, Green Letters, White Thermoplastic Housing, AC Only	12	144	CA
VEGWEM	782343263044	912400348808	Universal Mount, Green Letters, White Thermoplastic Housing, Nicad battery	12	288	CA, TN, PA
VERW	782343263006	912400348805	Universal Mount, Red Letters, White Thermoplastic Housing, AC Only	12	384	CA, TN
VERWEM	782343263037	912400348807	Universal Mount, Red Letters, White Thermoplastic Housing, Nicad battery	12	288	CA, TN, PA, IL, GA*





Value+ LED Emergency Units

General purpose emergency product that features a low profile design giving it a stylish appeal suitable for any general purpose application.

Why choose Value+ Family?

- Wall, ceiling and surface mounting provisions
- Long life LED lamps
- 3.6V maintenance free nickel cadmium battery
- UL damp location listed

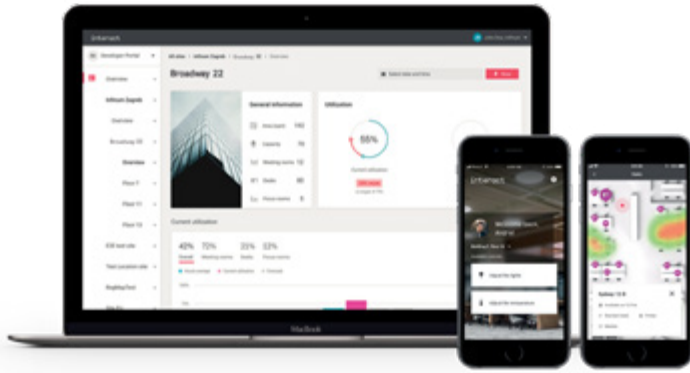


Value+ LED Emergency Units

Cat. No.	UPC Code	Model Number	Product Description	Case Qty	Pallet Qty	Dist. Center
Value+ Exit/Emergency Combo Unit						
VLLCR	784197043865	912401289503	3.6V and (2) 1 watt LED lamps, no remote capability, Red letters, white housing	12	324	CA, TN, PA, IL
VLLCR2R	784197043872	912401289504	3.6V and (2) 1 watt LED lamps, remote head capability, Red letters, white housing	12	324	CA, TN, PA, IL
VLLCG2R	784197043902	912401289507	3.6V and (2) 1 watt LED lamps, remote head capability, Green letters, white housing	12	324	CA, IL, GA*
VLTOR3R	784197302368	912401461342	3.6V and (2) 1 watt LED lamps, remote head capability (2-1W or 1-2W lamp heads), Red letters, white housing	4	4	CA, TN, PA
Value+ Emergency Unit						
VLLU	784197038342	912401289498	Round,3.6V and (2) 1 watt LED lamps, no remote capability, white housing	12	96	CA, TN, PA, IL, GA*
VLLU2	784197043858	912401289502	Round,3.6V and (2) 2 watt LED lamps, no remote capability, white housing	12	96	CA, TN, PA
VLLUR	784197043834	912401289499	Round,3.6V and (2) 1 watt LED lamps, remote head capability, white housing	12	96	CA, TN, PA
VLTU	784197302290	912401461338	Square,3.6V and (2) 1 watt LED lamps, no remote capability, white housing	6	6	CA, TN, PA
VLTUR	784197302306	912401461339	Square,3.6V and (2) 1 watt LED lamps, remote head capability (201W or 1-2W heads), white housing	6	6	CA, GA*
Value+ Emergency Unit Remote Lamp Heads						
VLL1R	784197043926	912401289509	Single round indoor remote head,3.6V and (1) 1 watt LED lamp, off-white housing	24	960	CA, TN, GA*
VLL2R	784197043933	912401289510	Double round indoor remote head,3.6V and (2) 1 watt LED lamp, off-white housing	24	960	CA, TN, GA*
VLT1R	784197302344	912401461341	Single square indoor remote head,3.6V and (1) 1 watt LED lamp, off-white housing	12	12	CA
VLT2R	784197302276	912401461410	Double square indoor remote head,3.6V and (2) 1 watt LED lamp, off-white housing	6	6	CA
VLL1RGO	784197043940	912401289511	Single square outdoor remote head,3.6V,6V,9.6V, or 12V and (1) 1 watt LED lamp, gray housing	12	360	CA
VLL2RGO	784197043957	912401289512	Single square outdoor remote head,3.6V,6V,9.6V, or 12V and (2) 1 watt LED lamp, gray housing	6	150	CA, TN, PA, IL



interact



Interact Pro Scalable System

Lights. Insights. Action.



Why choose Interact Pro Scalable System?

- Get access to energy reporting and diagnostics by simply adding a gateway
- Implement demand response control strategy
- Get access to scheduling capabilities and qualify for more rebates

Connected Lighting Controls

Catalog Number	UPC Code	Model Number	Product Description	Compliance	Case/Pallet Qty	Dist. Center
Interact Pro Scalable System						
SWS200	046677559144	913701046713	Wireless scene switch - Zigbee Green Power switch and scene selector Dim 4B (NA)	—	—	TN
SBAZ10-CS	—	912401050728	System bridge accessory - 120/277V, 0-10V Dim, Connectable Sensor	—	1/96	PA
LCN3120/05	046677558895	913701044013	Occupancy-DL sensor, IA CM IP65, White Finish	—	10/660	TN
ER100/00	046677563561	913701057513	Emergency Relay UL924 IA	—	12/600	TN
Indoor Connected Network Controls						
LCN1840/05	46677476335	913701037713	Wireless Gateway NA (20 per box)	—	2/800	TN
IRT9015	8718696827598	913700396703	Retrofit commissioning device	—	1/1040	TN
RFSR10	046677571849	913701057113	Interact Ready RF switch relay	—	10/270	TN



Outdoor luminaires



Garage & Canopy DualSelect 51



Area Light Gen2 Selectable 52



Slim Flood 53



GnrI. Purpose Floods 54



Dusk to Dawn Gen3 55



Roughlyte 56



Wall Light 58



Wall Pack Gen2 DualSelect 59



Tall Wall Pack 60



Security Light Selectable 61



LytePro Gen3 Wall Sconce 62



LED Bollard 63



Path Lighting, Low Voltage 64



Accent Lighting, LED Low Voltage 65




Accent Lighting, Line Voltage 66



Inground Lighting, LED Low Voltage 67

Outdoor Luminaires



Garage & Canopy Gen2 DualSelect

Compact and efficient, **built to last**

Slim and durable with a lightweight design, this luminaire provides you with a visually appealing lighting experience.



Why choose Garage & Canopy?

- Field selectable wattage and color temperature
- Cost-effective and efficient lighting for parking garages, covered walkways and canopies
- Slim and compact design
- Durable, weather-tight IP65 rated construction with a rugged, UV stabilized, frosted lens
- Easy to install with the integral quick-mount plate, or pendant mount with 3/4" rigid conduit



Garage & Canopy DualSelect

Catalog Number	UPC Code	Model Number	Product Description	Compliance	Case/Pallet Qty	Distribution Center
Garage & Canopy DualSelect						
GC60-SCT-G2-SM-5-10-BZ	190096131310	911401872181	Square, Selectable Wattage & CCT 28-40-60W / 3000K-4000K-5000K, Bronze Finish	DLC Standard	5/90	CA, TN, PA, IL
GCR60-SCT-G2-SM-5-10-BZ	190096181957	912401591779	Round, Selectable Wattage & CCT 28-40-60W / 3000K-4000K-5000K, Bronze Finish	DLC Premium	90	CA, TN, PA
GC90-SCT-G2-SM-5-10-BZ	190096131327	911401872281	Square, Selectable Wattage & CCT 70-80-90W / 3000K-4000K-5000K, Bronze Finish	DLC Standard	5/60	CA, TN, PA, IL
GCR90-SCT-G2-SM-5-10-BZ	190096181964	912401591780	Round, Selectable Wattage & CCT 28-40-60W / 3000K-4000K-5000K, Bronze Finish	DLC Premium	90	CA, TN, PA
Accessories						
GC60/90-MH10	190096131556	911401828182	MH10 hand-held wireless remote	—	50/1500	TN



Area Light Gen2 Selectable

Enhancing a sense of **security** for the long haul

Energy-saving technology ideal for pole mounted lighting applications.



Why choose Area Light?

- Budget-friendly, high quality area lighting for parking and outdoor spaces
- LED technology will save up to 68% energy over HID¹
- Mounts standard to round or square pole
- Durable aluminum construction
- Lifetime >54,000 hours²
- 5-year limited warranty³

Area Light Selectable

Catalog Number	UPC Code	Model No.	Product Description	Comp.	C/P Qty	Dist. Center
Area Light (Arm Mount with Receptacle 3-Pin with shorting cap)						
AL70-NW-G2-AR-3-8-FAWS-IMRI-TLRD3-BZ	190096180493	912401590706	70W,70CRI,4000K, Type 3,120-277V, Selectable 50-57-65-72W, Bi-level Motion Response, Bronze Finish	DLC Std.	—	TN
AL70-NW-G2-AR-3-8-FAWS-TLRD3-BZ	190096180431	912401590699	70W,70CRI,4000K, Type 3,120-277V, Selectable 50-57-65-72W, Bronze Finish	DLC Std.	1/15	CA, TN, PA, GA*
AL70-NW-G2-AR-4-8-FAWS-IMRI-TLRD3-BZ	190096180516	912401590708	70W,70CRI,4000K, Type 4,120-277V, Selectable 50-57-65-72W, Bi-level Motion Response, Bronze Finish	DLC Std.	—	TN
AL70-NW-G2-AR-4-8-FAWS-TLRD3-BZ	190096180455	912401590702	70W,70CRI,4000K, Type 4,120-277V, Selectable 50-57-65-72W, Bronze Finish	DLC Std.	1/15	CA, TN, PA, GA*
AL70-NW-G2-AR-5-8-FAWS-IMRI-TLRD3-BZ	190096180530	912401590710	70W,70CRI,4000K, Type 5,120-277V, Selectable 50-57-65-72W, Bi-level Motion Response, Bronze Finish	DLC Std.	—	TN
AL70-NW-G2-AR-5-8-FAWS-TLRD3-BZ	190096180479	912401590704	70W,70CRI,4000K, Type 5,120-277V, Selectable 50-57-65-72W, Bronze Finish	DLC Std.	—	TN
AL150-NW-G2-AR-3-8-FAWS-IMRI-TLRD3-BZ	190096180509	912401590707	150W,70CRI,4000K, Type 3,120-277V, Selectable 95-115-130-145W, Bi-level Motion Response, Bronze Finish	DLC Std.	—	TN
AL150-NW-G2-AR-3-8-FAWS-TLRD3-BZ	190096180448	912401590701	150W,70CRI,4000K, Type 3,120-277V, Selectable 95-115-130-145W, Bronze Finish	DLC Std.	1/15	CA, TN, PA, GA*
AL150-NW-G2-AR-4-8-FAWS-IMRI-TLRD3-BZ	190096180523	912401590709	150W,70CRI,4000K, Type 4,120-277V, Selectable 95-115-130-145W, Bi-level Motion Response, Bronze Finish	DLC Std.	—	TN
AL150-NW-G2-AR-4-8-FAWS-TLRD3-BZ	190096180462	912401590703	150W,70CRI,4000K, Type 4,120-277V, Selectable 95-115-130-145W, Bronze Finish	DLC Std.	1/15	CA, TN, PA, GA*
AL150-NW-G2-AR-5-8-FAWS-IMRI-TLRD3-BZ	190096180547	912401590711	150W,70CRI,4000K, Type 5,120-277V, Selectable 95-115-130-145W, Bi-level Motion Response, Bronze Finish	DLC Std.	—	TN
AL150-NW-G2-AR-5-8-FAWS-TLRD3-BZ	190096180486	912401590705	150W,70CRI,4000K, Type 5,120-277V, Selectable 95-115-130-145W, Bronze Finish	DLC Std.	—	TN
Accessories						
AL-SF-G2-BZ	190096180639	912401590781	Slip fitter mount accessory	—	12/432	CA, TN, PA, GA*

1. Based on comparison between 250W PSMH (at 295W) and AL-150-NW-G1 at 147W.
 2. Predicted performance derived from LED manufacturer's data and engineering design estimates, based on IESNA LM-80 methodology.
 3. See www.signify.com/warranties for details.

Slim Flood

Illuminate with discreet and modern style

The best value for discreet and modern design on your floodlighting projects.



Why choose Slim Flood?

- Complete family of LED floodlights ideal for illuminating signs, building facades or other dark areas
- Can be mounted on the ground, wall, or pole mounted
- All sizes arrive fully assembled and ready to install
- Fade-resistant, textured bronze finish with tempered glass lens that is heat and impact resistant
- IP65 rated, 5-year limited warranty¹



Slim Flood

Catalog Number	UPC Code	Model No.	Product Description	Compliance	Case/Pallet Qty	Distribution Center
Slim Flood						
TF10-CW -G1-K-FL-8-BZ	190096130580	911401810980	10W,1,000lm,80CRI,5000K, Knuckle Mount/Yoke Mount	DLC Standard	18/18	TN
TF10-NW-G1-K-FL-8-BZ	783352025944	911401733562	10W,1,000lm,80CRI,4000K, Knuckle Mount/Yoke Mount	DLC Standard	18/756	CA, TN, PA
TF10-WW-G1-K-FL-8-BZ	190096130467	911401809780	10W,1,000lm,80CRI,3000K, Knuckle Mount/Yoke Mount	DLC Standard	18/18	TN
TF30-CW -G1-K-FL-8-BZ	190096130597	911401811080	30W,3,000lm,80CRI,5000K, Knuckle Mount/Yoke Mount	DLC Standard	10/10	TN
TF30-NW-G1-K-FL-8-BZ	783352025951	911401733572	30W,3,000lm,80CRI,4000K, Knuckle Mount/Yoke Mount	DLC Standard	10/540	CA, TN, PA
TF30-WW-G1-K-FL-8-BZ	190096130474	911401809880	30W,3,000lm,80CRI,3000K, Knuckle Mount/Yoke Mount	DLC Standard	10/10	TN
TF50-CW -G1-K-FL-8-BZ	190096130603	911401811180	50W,5,000lm,80CRI,5000K, Knuckle Mount/Yoke Mount	DLC Standard	6/6	TN
TF50-NW-G1-K-FL-8-BZ	783352025968	911401733582	50W,5,000lm,80CRI,4000K, Knuckle Mount/Yoke Mount	DLC Standard	6/330	CA, TN, IL
TF50-WW-G1-K-FL-8-BZ	190096130481	911401809980	50W,5,000lm,80CRI,3000K, Knuckle Mount/Yoke Mount	DLC Standard	6/6	TN, GA*
TF100-CW -G1-Y-FL-8-BZ	190096130610	911401811280	100W,10,000lm,80CRI,5000K, Yoke Mount	DLC Standard	4/4	TN
TF100-NW-G1-Y-FL-8-BZ	783352025975	911401733622	100W,10,000lm,80CRI,4000K, Yoke Mount	DLC Standard	4/144	CA, TN, PA
TF150-CW -G1-Y-FL-8-BZ	190096130627	911401811380	150W,15,000lm,80CRI,5000K, Yoke Mount	DLC Standard	2/2	TN
TF150-NW-G1-Y-FL-8-BZ	783352025982	911401733632	150W,15,000lm,80CRI,4000K, Yoke Mount	DLC Standard	2/72	CA, TN, PA, IL, GA*
TF200-CW -G1-Y-FL-8-BZ	190096130634	911401811480	200W,20,000lm,80CRI,5000K, Yoke Mount	DLC Standard	2/2	TN
TF200-NW-G1-Y-FL-8-BZ	783352025999	911401733642	200W,20,000lm,80CRI,4000K, Yoke Mount	DLC Standard	2/64	CA, TN, PA

1. See www.signify.com/warranties for details.



General Purpose Floods

Versatile and stylish for a wide range of applications

Offer energy saving LED technology for long life and reduced maintenance.



Why choose General Purpose Floods?

- Complete family of LED floodlights ideal for illuminating signs, building facades or other dark areas
- Can be mounted on the ground, wall, or pole-mounted
- All sizes arrive fully assembled and ready to install
- Fade-resistant, textured bronze finish with tempered glass lens that is heat and impact resistant
- IP66 rated, 5-year limited warranty¹

General Purpose Floods

Catalog Number	UPC Code	Model Number	Product Description	Compliance	Case/Pallet Qty	Dist. Center
General Purpose Floods						
FL20-NW-G1-K-FL-8-BZ	783352024152	912401467971	20W,80CRI,4000K, Knuckle Mount,120-277V, Bronze Finish	DLC Standard	1/1	TN
FL20-NW-G1-PCB-K-FL-8-BZ	783352025449	912401477813	20W,80CRI,4000K, Knuckle Mount, Photocell,120-277V, Bronze Finish	DLC Standard	1/1	TN
FL40-NW-G1-K-FL-8-BZ	783352024169	912401467972	40W,80CRI,4000K, Knuckle Mount,120-277V, Bronze Finish	DLC Standard	1/1	TN, GA*
FL40-NW-G1-PCB-K-FL-8-BZ	783352025456	912401477814	40W,80CRI,4000K, Knuckle Mount, Photocell,120-277V, Bronze Finish	DLC Standard	1/1	TN
FL80-NW-G1-PCB-T-FL-8-BZ	783352025463	912401477815	80W,80CRI,4000K, Trunion Mount, Photocell,120-277V, Bronze Finish	DLC Standard	1/1	TN
FL80-NW-G1-S-FL-8-BZ	783352025364	912401475275	80W,80CRI,4000K, Slipfitter Mount,120-277V, Bronze Finish	DLC Standard	1/1	TN
FL80-NW-G1-T-FL-8-BZ	783352024176	912401467973	80W,80CRI,4000K, Trunion Mount,120-277V, Bronze Finish	DLC Standard	1/1	TN, GA*
FL150-NW-G1-PCB-T-FL-8-BZ	783352025487	912401477817	150W,80CRI,4000K, Trunion Mount, Photocell,120-277V, Bronze Finish	DLC Standard	1/1	TN
FL150-NW-G1-S-FL-8-BZ	783352025166	912401475271	150W,80CRI,4000K, Slipfitter Mount,120-277V, Bronze Finish	DLC Standard	1/1	TN
FL150-NW-G1-T-FL-8-BZ	783352024183	912401467974	150W,80CRI,4000K, Trunion Mount,120-277V, Bronze Finish	DLC Standard	1/15	TN, GA*
FL200-NW-G1-S-FL-8-BZ	783352025173	912401475272	200W,80CRI,4000K, Slipfitter Mount,120-277V, Bronze Finish	DLC Standard	1/1	TN
FL200-NW-G1-T-FL-8-BZ	783352025180	912401475273	200W,80CRI,4000K, Trunion Mount,120-277V, Bronze Finish	DLC Standard	1/1	CA
FL300-NW-G1-S-FL-8-BZ	783352025197	912401475274	300W,80CRI,4000K, Slipfitter Mount,120-277V, Bronze Finish	DLC Standard	1/1	TN
FL300-NW-G1-T-FL-8-BZ	783352024190	912401467975	300W,80CRI,4000K, Trunion Mount,120-277V, Bronze Finish	DLC Standard	1/1	TN

1. See www.signify.com/warranties for details.

Dusk to Dawn Gen3

Brighten spaces evenly, without glare

A great performing LED light for general purpose areas that fits your budget.



Why choose Dusk to Dawn?

- Excellent choice for general areas, where lighting can enhance security
- Provides up to 70% energy savings over HID*
- Refracted lens design spreads light evenly and significantly reduces glare
- Direct mount or arm mount
- Sturdy, fade and abrasion resistant, built of a one-piece die-cast aluminum housing



Dusk to Dawn

Catalog Number	UPC Code	Model Number	Product Description	Compliance	Case/Pallet Qty	Dist. Center
Dusk to Dawn						
DTD40-NW-G3-AR-5-TLRPC-1-GY3S	783352025050	912401473420	40W,80CRI,4000K, Twist-lock receptable w/Photozell, Light Grey Finish	DLC Standard	4/48	TN
Accessories						
DTDARMGY3S	783352024145	912401050002	Mounting Arm for Dust to Dawn, Light Grey Finish	—	10/200	TN

1. DTDLED rated 40 input watts is 70% less versus metal halide systems rated 129 input watts.



VWXL14-NW-G1-8

VCXL14-NW-G1-8

Roughlyte

Small but mighty

End your search for durable lighting that will really last – a mighty little light with long lasting shine.



Why choose Roughlyte?

- Wall or ceiling mounting available
- Provides 83% energy savings over 100W incandescent¹
- Heat and shock resistant glass globe with cast aluminum guard
- Long life reduces maintenance
- Provides up to 1,390 lumens
- 5-year limited warranty²

Roughlyte

Catalog Number	UPC Code	Model Number	Product Description	Compliance	Case/Pallet Qty	Distribution Center
Roughlyte						
VCXL14-NW-G1-8	783352024770	912401472395	Ceiling Mount,14W,80CRI,4000K,120-277V, Shot blasted aluminum finish	DLC Standard	1/54	TN
VWXL14-NW-G1-8	783352024787	912401472396	Wall Mount,14W,80CRI,4000K,120-277V, Shot blasted aluminum finish	DLC Standard	1/60	CA, TN, PA

1. Based on comparison between 100W INC @1710lm and VCXL14 NW-G1 @ 1390lm.
 2. See www.signify.com/warranties for details.



Wall Light

Get tough and efficient within your budget

An economical solution for general purpose lighting in an attractive compact form.



SWL-WW-G1-PCB-1-BZ



LWL-WW-G2-PCB-1-BZ

Why choose Wall Light?

- Wall mount fixture ideal for doorways, entryways and other areas
- Cost-effective enhanced LED performance for an compromised quality for your budget
- Built-in photocell for automatic dusk to dawn lighting offers cost-savings
- Mounts to a standard 4" J-box with a galvanized mounting plate
- One-piece housing with a tough polycarbonate lens
- 5-year limited warranty¹



Wall Light

Catalog Number	UPC Code	Model Number	Product Description	Compliance	Case/Pallet Qty	Dist. Center
Wall Light						
SWL-WW-G1-PCB-1-BZ	783352025777	912401479151	SWL Wall Light,13W,1100lm,80CRI,3000K, Photocell control,120V, Bronze Finish	—	8/144	CA, TN, PA
LWL-WW-G2-PCB-1-BZ	783352025760	912401479150	LWL Wall Light,12W,1100lm,80CRI,3000K, Photocell control,120V, Bronze Finish	—	8/288	CA, TN, PA

1. See www.signify.com/warranties for details.





Wall Pack Gen2 DualSelect

**Classic design meets
LED technology**

The new Wall Pack DualSelect helps you upgrade from costly HID fixtures with confidence.



Why choose Wall Pack?

- An easy switch from costly HID fixture
- Field selectable wattage and color temperature
- Flexible options, built-in photocell, and field enable or disable
- Glass refractor lens design cuts down on glare

Wall Pack DualSelect

Catalog Number	UPC Code	Model Number	Product Description	Compliance	Case/Pallet Qty	Distribution Center
Wall Pack DualSelect						
WP100-SCT-G2-10-BZ	190096131341	911401872481	Selectable Wattage and CCT 80-100W / 30K-40K-50K, Bronze Finish	DLC Premium	2/24	CA, TN, PA, IL, GA*
WP60-SCT-G2-10-BZ	190096131334	911401872381	Selectable Wattage and CCT 28-40-60W / 30K-40K-50K, Bronze Finish	DLC Premium	2/24	CA, TN, PA, IL, GA*



Tall Wall Pack

Tall, brilliant and **full of life...**

An easy choice for almost any outdoor lighting location with durable illumination that was built to last.



Why choose Tall Wall Pack?

- Lightweight, compact and built to last
- Provides up to 83% energy savings over 70W Metal Halide luminaires¹
- The bronze housing is die-cast aluminum and impact resistant polycarbonate, with a frosted lens
- Installation is quick and easy, by mounting to a standard 3.5" or 4" junction box
- Rated for temperatures from -40°C to 40°C



Tall Wall Pack

Catalog Number	UPC Code	Model Number	Product Description	Compliance	Case/Pallet Qty	Distribution Center
Tall Wall Pack						
TW20-NW-G1-8-BZ	783352024053	912401468315	20W,80CRI,4000K,120-277V, Bronze Finish	DLC Standard	1/108	TN
TW20-NW-G1-PCB-1-BZ	783352025104	912401475299	20W,80CRI,4000K, Photocell,120V, Bronze Finish	DLC Standard	6/72	PA

1. Based on comparison between TW20 @ 20W and 70W Metal halide.



Security Light Selectable

Motion activated
LED security light

Enhance your safety, light when there is need.



Why choose Security Light?

- Color selectable (30K,40K,50K)
- Die-cast aluminum housing with adjustable twin heads
- Motion and photocell control, light up when needed
- IP65 rated, suitable for outdoor application

Security Light Selectable

Catalog Number	UPC Code	Model Number	Product Description	Compliance	Case/Pallet Qty	Distribution Center
Security Light						
SL20-SCT-G1-8-BK	190096131303	911401872081	20W,2000lm,3000K-4000K-5000K CCT Selectable,120V, Black Finish	DLC Standard	8/144	CA, TN, PA, IL, GA*



Lytepro Gen3 Wall Sconce

Designed for projects, **built for stock**

A powerful and precise combination with outstanding energy savings and excellent photometric performance.



Why choose Lytepro?

- Low-profile design to complement and blend in with surroundings
- Provides energy saving replacement for INC, CFL and HID sources up to 320W
- Optical distributions offer full cutoff performance and an excellent uniformity for precise wall and area illumination
- Easily mounts to a variety of J-box types or fastens directly to wall for seamless retrofitting
- Outstanding value in a compact, architectural design with a long life providing maintenance savings



Lytepro Wall Sconce

Catalog Number	UPC Code	Model Number	Product Description	Compliance	Case/Pallet Qty	Distribution Center
Lytepro Wall Sconce						
LPW16-G3-8-BZ	622252813872	912401477098	LPW16,30W,4000K, Type 3,120-277V, Bronze textured paint	DLC Standard	1/84	TN
LPW16-G3-8-DGY	622252813865	912401477097	LPW16,30W,4000K, Type 3,120-277V, Dark gray textured paint	DLC Standard	1/84	TN
LPW32-G3-8-BZ	622252813896	912401477101	LPW32,70W,4000K, Type 3,120-277V, Bronze textured paint	DLC Standard	1/63	TN
LPW32-G3-8-DGY	622252813889	912401477099	LPW32,70W,4000K, Type 3,120-277V, Dark gray textured paint	DLC Standard	1/63	TN
LPW7-G3-8-BZ	622252813858	912401477096	LPW7,10W,4000K, Type 2,120-277V, Bronze textured paint	DLC Standard	1/450	TN
LPW7-G3-8-DGY	622252813841	912401477095	LPW7,10W,4000K, Type 2,120-277V, Dark gray textured paint	DLC Standard	1/450	TN
Accessories						
LPWCVRPLT-BZ	190096011292	912400531043	LPW Universal wall cover mounting plate, Bronze	-	-	PA

Stonco

by Signify



LED Bollard

The path ahead looks clear and bright



Why choose LED Bollard?

- Clean lines for a timeless, modern look
- Rugged, aluminum construction and high quality finish
- Simple installation
- Silicone gaskets protect internals from harsh elements
- 50,000 hour rated life (L70)

LED Bollard

Catalog Number	UPC Code	Model Number	Product Description	Compliance	Case/Pallet Qty	Distribution Center
LED Bollard						
BL25-NW-G1-5-8-BZ	783352025388	912401476167	Bollard,25W, Type 5	DLC Standard	1/1	PA



Path Lighting Low Voltage

Creates symmetrical patterns of light for illuminating walkways, steps, and other elevations. Use to show navigation.



Why choose Low Voltage Path Lighting?

- 12 Volt
- Ships with S7 mounting stake for ease of installation
- toolless relamping
- Die-cast aluminum or spun copper robust housing



Path Lighting, Low Voltage

Catalog Number	UPC Code	Model Number	Product Description	Compliance	Case/Pallet Qty	Distribution Center
Path Light, Low Voltage, Conventional						
CUL7S7	783352001955	912400121629	20W T3, Medium Path light w/ Straight Stem w/ Stake,12V, Copper	—	1/60	TN



Simply adjust side knob with Phillips-head screwdriver for switchable light levels with easy-access integral switch for 4 preset light outputs: based on 3K, medium beam, 130, 280, 500, 670 lumens.

Accent Lighting LED Low Voltage

All-in-one landscape lighting.

Imagine the convenience and cost savings of having different light levels and a variety of beam patterns, all within a single luminaire.



Why choose Low Voltage LED Accent Lighting?

- Beam adjustable lens that zooms from narrow (15°) to medium (30°) beam, with easy removal via twist-off shroud
- Interchangeable flood (60°) lens included
- Adjustable knuckle arm for precise aiming to a range of 150°
- Vibration locking teeth secured by black SS screw

Accent Lighting, LED Low Voltage

Catalog Number	UPC Code	Model Number	Product Description	Compliance	Case/Pallet Qty	Distribution Center
Accent LED, Low Voltage						
BL9DW-HS7	783352020819	912401150002	12V, LED, Warm, Small Architectural Accent LED, FlexScope, Bronze	–	1/168	PA

Accent Lighting Line Voltage

Spot lighting focuses an intense beam of light on a particular subject to showcase focal points.



Why choose Line Voltage Accent Lighting?

- For projects requiring a system designed to operate utilizing lamping options such as HID, LED or incandescents
- 120 Volts
- 1/2" NPS fitter
- Shrouding and light shielding options available
- Moon lighting simulates the light of a full moon filtering through the foliage of a tree



Accent Lighting, Line Voltage

Catalog Number	UPC Code	Model Number	Product Description	Compliance	Case/Pallet Qty	Distribution Center
Accent, Line Voltage, Conventional						
BL5016-HS7	783352004260	912400118753	50W, MR16, Micro Bullet w/Stake,12V, Bronze	—	1/320	PA, CA, TN



Inground Lighting LED Low Voltage

Optimal LED performance
and superior flexibility design

Creates visual interest for pathways,
walls, columns and foliage.



Why choose LED Low Voltage Inground Lighting?

- Rugged housing installs into soil
- Competitively priced outdoor lighting offers performance and versatility
- 100% molded silicone gaskets
- Convenient onsite beam adjustability
- CCT: 3000K and 4000K
- CRI: 70
- Wattage: 12W (max)
- Voltage: 12V typical (10.5V-15V)
- 50,000 hour rated life (L70)

Inground Lighting, LED Low Voltage

Catalog Number	UPC Code	Model Number	Product Description	Compliance	Case/Pallet Qty	Distribution Center
Inground LED, Low Voltage						
IL9DW-A	783352021588	912401150005	Inground, Low Voltage	-	1/168	PA

Retrofit & LED lamps



Retrofit & LED lamps

		69		70		71	
	72		74		75		76
	77		78		79		80
	81		82		83		84
	85		86		87		88
	89		90		91		92
	93		94		95		96
	97		98		99		100
	101		102		103		



Sleek and modern look for a refreshed space



Why choose EvoKit Click LED Retrofit kits?

- Integrated light engine enables easy maintenance and future upgradeability from below ceiling without tools
- High efficacy/low wattage for maximum rebates and energy savings
- Fits most 2x4 and 2x2 troffers (grid/narrow grid)
- Control options for maximum flexibility

EvoKit Click LED Retrofit kits

Cat. No.	Model Number*	UPC Code	Product Description	Compliance	Lms.	Dimming	Volts	Watts	Eff.	CRI (min.)	CCT (K)	DLC ID	C/P Qty	Lifespan (hrs)	Dist. Center
EvoKit Click 2' x 2'															
523621	929001777713	781087162040	2x2 32L 24W 835 UNV 0-10 P4	DLC Premium	3200	0-10V	120-277	24	133	80	3500	PBBL99UF	4/84	70,000	CA, TN, PA
523647	929001777913	781087162064	2x2 32L 24W 840 UNV 0-10 P4	DLC Premium	3200	0-10V	120-277	24	138	80	4000	PCGIVN5U	4/84	70,000	CA, TN, PA
523464	929001776313	781087161906	2x2 32L 24W 835 UNV SWZ P1	DLC Premium	3200	SpaceWise DT	120-277	24	133	80	3500	PIT3B0KJ	1/55	70,000	CA, TN, PA
114157	929002734013	781087167816	2x2 32L 24W 835 UNV SWZCS P1	DLC Premium	3200	Interact Pro scalable	120-277	24	133	80	3500	PYFQUQV4	1/55	70,000	CA, TN, PA
523878	929001780213	781087162293	2x2 32L 24W 840 UNV SWZ P4	DLC Premium	3200	SpaceWise DT	120-277	24	138	80	4000	PAVIFT8Y	4/84	70,000	CA, TN, PA
114140	929002733913	781087167809	2x2 32L 24W 840 UNV SWZCS P4	DLC Premium	3200	Interact Pro scalable	120-277	24	137	80	4000	PJHZ10F4	4/84	70,000	CA, TN, PA
EvoKit Click 2' x 4'															
523704	929001778513	781087162125	2x4 42L 30W 835 UNV 0-10 P4	DLC Premium	4200	0-10V	120-277	30	139	80	3500	P1W5T132	4/60	70,000	CA, TN, PA
523720	929001778713	781087162149	2x4 42L 30W 840 UNV 0-10 P4	DLC Premium	4200	0-10V	120-277	30	144	80	4000	PD7HU98K	4/60	70,000	CA, TN, PA
523498	929001776613	781087161937	2x4 42L 29W 835 UNV SWZ P1	DLC Premium	4200	SpaceWise DT	120-277	29	139	80	3500	PLMZAJS	1/33	70,000	CA, TN, PA
121400	929002734313	781087167847	2x4 42L 29W 835 UNV SWZCS P1	DLC Premium	4200	Interact Pro scalable	120-277	29	141	80	3500	PTVG8GBH	1/33	70,000	CA, TN, PA
523886	929001780313	781087162309	2x4 42L 29W 840 UNV SWZ P4	DLC Premium	4200	SpaceWise DT	120-277	29	144	80	4000	PGHJGPF1	4/60	70,000	CA, TN, PA
121392	929002734213	781087167830	2x4 42L 29W 840 UNV SWZCS P4	DLC Premium	4200	Interact Pro scalable	120-277	29	144	80	4000	PIJTAVRN	4/60	70,000	CA, TN, PA

* When searching for DLC or NSF listings, please use the first 10-digits only.



interact ready.

LED Tubes

CorePro InstantFit T5 & T8 (Type A/C)



Most lamps are DLC listed
and all are NSF listed

Why choose CorePro InstantFit T5 & T8 LED Tubes?

- Works with more ballasts and drivers than any other lamp so it's going to perform as expected and prevent rework
- Proven over 40% energy savings¹ over fluorescent for continual payback over the life of the product
- Average life rating of 50,000 hours²
- No mercury allowing for non-hazardous waste disposal



CorePro InstantFit T5 (Type A/C) LED tubes

Cat. No.	Model Number*	UPC Code	Product Description	C/P Qty	Dist. Center
CorePro InstantFit (Type A) BAA					
576777	929003144504	46677576776	10.5T8/COR/48-835/IF15/G/DIM/BAA 25/1	25/2100	—
576785	929003144604	46677576783	10.5T8/COR/48-840/IF16/G/DIM/BAA 25/1	25/2100	—
576793	929003144704	46677576790	10.5T8/COR/48-850/IF16/G/DIM/BAA 25/1	25/2100	—
576801	929003144804	46677576806	14T8/COR/48-835/IF21/G/DIM/BAA 25/1	25/2100	—
576819	929003144904	46677576813	14T8/COR/48-840/IF22/G/DIM/BAA 25/1	25/2100	—
576827	929003145004	46677576820	14T8/COR/48-850/IF22/G/DIM/BAA 25/1	25/2100	—
CorePro InstantFit – T5 2ft					
476416	929001823104	46677476410	8T5HE/22-830/IF10/G/DIM 10/1	10/1560	TN
476424	929001823204	46677476427	8T5HE/22-835/IF10/G/DIM 10/1	10/1560	PA, TN
476432	929001823304	46677476434	8T5HE/22-840/IF10/G/DIM 10/1	10/1560	CA, TN, PA
476440	929001823404	46677476441	8T5HE/22-850/IF10/G/DIM 10/1	10/1560	TN
CorePro InstantFit – T5 3ft					
476457	929001823504	46677476458	11T5HE/34-830/IF14/G/DIM 10/1	10/910	TN
476465	929001823604	46677476465	11T5HE/34-835/IF14/G/DIM 10/1	10/910	PA, TN
476473	929001823704	46677476472	11T5HE/34-840/IF15/G/DIM 10/1	10/910	CA, TN, PA
476481	929001823804	46677476489	11T5HE/34-850/IF15/G/DIM 10/1	10/910	TN
CorePro InstantFit – T5 4ft					
476499	929001823904	46677476496	14T5HE/46-830/IF20/G/DIM 10/1	10/780	TN
476507	929001824004	46677476502	14T5HE/46-835/IF20/G/DIM 10/1	10/780	CA, TN, PA
476515	929001824104	46677476519	14T5HE/46-840/IF21/G/DIM 10/1	10/780	CA, TN, PA
476523	929001824204	46677476526	14T5HE/46-850/IF21/G/DIM 10/1	10/780	PA, TN
576710	929003134004	46677576714	24T5HO/COR/46-835/IF33/G/DIM 25/1	25/1200	TN
576736	929003134104	46677576738	24T5HO/COR/46-840/IF35/G/DIM 25/1	25/1200	CA, TN, PA
576744	929003134204	46677576745	24T5HO/COR/46-850/IF35/G/DIM 25/1	25/1200	CA, TN, PA

CorePro InstantFit T8 (Type A) LED tubes

Cat. No.	Model Number*	UPC Code	Product Description	C/P Qty	Dist. Center
CorePro InstantFit – T8 4ft					
553214	929002252734	46677553210	10T8/COR/48-830/IF15/G/DIM 10/1	10/600	TN
553222	929002252834	46677553227	10T8/COR/48-835/IF15/G/DIM 10/1	10/600	CA, TN, PA
553230	929001991734	46677553234	10T8/COR/48-840/IF16/G/DIM 10/1	10/600	CA, TN, PA
553248	929001991834	46677553241	10T8/COR/48-850/IF16/G/DIM 10/1	10/600	CA, TN, PA
470096	929001343034	46677452407	14T8/COR/48-830/IF20/G/DIM 10/1	10/650	TN
470104	929001343134	46677452759	14T8/COR/48-835/IF20/G/DIM 10/1	10/650	CA, TN, PA
470112	929001343234	46677453251	14T8/COR/48-840/IF21/G/DIM 10/1	10/650	CA, TN, PA
470120	929001343334	46677452483	14T8/COR/48-850/IF21/G/DIM 10/1	10/650	CA, TN, PA
542084	929001960604	46677542085	16T8/LED/48-840/IF18/G 25/1	25/900	CA, TN, PA
542092	929001960704	46677542092	16T8/LED/48-850/IF18/G 25/1	25/900	CA, TN, PA
CorePro InstantFit – T8 8ft					
533000	929001897104	46677533007	30T8/PRO/96-830/IF39/G/FA8 10/1	10/400	TN
533018	929001897204	46677533014	30T8/PRO/96-835/IF39/G/FA8 10/1	10/400	TN
533026	929001897304	46677533021	30T8/PRO/96-840/IF42/G/FA8 10/1	10/400	CA, TN, PA
533034	929001897404	46677533038	30T8/PRO/96-850/IF42/G/FA8 10/1	10/400	CA, TN, PA

1. Savings based on comparison to F28T5 electronic instant start systems.
2. Tested to B50 L70 requirement. LED lifetime means the length of time (in hours) until half of the LED light sources maintain at least 70% of their initial lumen output (B50, L70).

* When searching for DLC or NSF listings, please use the first 10-digits only.





Shatter-resistant lamps prevent breakage



Why choose MasterClass InstantFit T5 & T8 LED Tubes?

- Works with more ballasts and drivers than any other lamp so it's going to perform as expected and prevent rework
- Proven over 40% energy savings¹ over fluorescent for continual payback over the life of the product
- Average life rating up to 70,000 hours²
- Lamps can be used as either Type A or Type C lamps³

MasterClass InstantFit T5 & T8 (Type A/C) LED tubes

Cat. No.	Model No.*	UPC Code	Product Description	C/P Qty	Dist. Center
MasterClass (Plastic) InstantFit (Type A/C) - T5 4ft					
467126	929001283704	46677467128	24T5HO/46-830/IF33/P/DIM 10/1	10/2000	TN
467134	929001283804	46677467135	24T5HO/46-835/IF33/P/DIM 10/1	10/2000	CA, TN, PA
467142	929001283904	46677467142	24T5HO/46-840/IF35/P/DIM 10/1	10/2000	CA, TN, PA
467159	929001284004	46677467159	24T5HO/46-850/IF35/P/DIM 10/1	10/2000	CA, TN, PA
MasterClass (Plastic) InstantFit (Type A/C) - T8 2ft					
541813	929001986904	46677541811	7T8/MAS/24-830/IF10/P/DIM 10/1	10/2380	TN
541821	929001987004	46677541828	7T8/MAS/24-835/IF10/P/DIM 10/1	10/2380	CA, TN, PA
541839	929001987104	46677541835	7T8/MAS/24-840/IF11/P/DIM 10/1	10/2380	CA, TN, PA
541847	929001987204	46677541842	7T8/MAS/24-850/IF11/P/DIM 10/1	10/2380	CA, TN, PA
MasterClass (Plastic) InstantFit (Type A/C) - T8 3ft					
539858	929001967504	46677539856	8.5T8/MAS/36-830/IF13/P/DIM 10/1	10/1530	PA, TN
539866	929001967904	46677539863	8.5T8/MAS/36-835/IF13/P/DIM 10/1	10/1530	CA, TN, PA
539874	929001967604	46677539870	8.5T8/MAS/36-840/IF14/P/DIM 10/1	10/1530	CA, TN, PA
539882	929001967704	46677539887	8.5T8/MAS/36-850/IF14/P/DIM 10/1	10/1530	TN

1. Savings based on comparison to F28T5 electronic instant start systems.
 2. Tested to B50 L70 requirement. LED lifetime means the length of time (in hours) until half of the LED light sources maintain at least 70% of their initial lumen output (B50, L70).
 3. Type A when paired with a ballast. Type C when paired with a TLED driver.
 * When searching for DLC or NSF listings, please use the first 10-digits only.

Cat. No.	Model No.*	UPC Code	Product Description	C/P Qty	Dist. Center
MasterClass (Plastic) InstantFit (Type A/C) - T8 4ft					
565580	929003025304	46677565589	8.9T8/MAS/48-830/IF15/P/DIM 10/1	10/1190	CA, TN, PA
565598	929003025404	46677565596	8.9T8/MAS/48-835/IF15/P/DIM 10/1	10/1190	CA, TN, PA
565606	929003025504	46677565602	8.9T8/MAS/48-840/IF16/P/DIM 10/1	10/1190	CA, TN, PA
565614	929003025604	46677565619	8.9T8/MAS/48-850/IF16/P/DIM 10/1	10/1190	CA, TN, PA
473926	929001397634	46677473921	13T8/MAS/48-830/IF20/P/DIM 10/1	10/1190	CA, TN, PA
473934	929001397734	46677473938	13T8/MAS/48-835/IF20/P/DIM 10/1	10/1190	CA, TN, PA
473942	929001397834	46677473945	13T8/MAS/48-840/IF21/P/DIM 10/1	10/1190	CA, TN, PA
473958	929001397934	46677473952	13T8/MAS/48-850/IF21/P/DIM 10/1	10/1190	CA, TN, PA
545178	929002016204	46677545178	15.5T8/MAS/48-830/IF23/P/DIM 25/1	25/1400	CA, TN, PA
533372	929002016304	46677545185	15.5T8/MAS/48-835/IF24/P/DIM 25/1	25/1400	CA, TN, PA
545194	929002016404	46677545192	15.5T8/MAS/48-840/IF25/P/DIM 25/1	25/1400	CA, TN, PA
545200	929002016504	46677545208	15.5T8/MAS/48-850/IF25/P/DIM 25/1	25/1400	CA, TN, PA
MasterClass (Plastic) InstantFit (Type A/C) - T8 6ft					
541854	929001987404	46677541859	13T8-6U/MAS/24-830/IF20/P/DIM 10/1	10/400	TN
541862	929001987504	46677541866	13T8-6U/MAS/24-835/IF20/P/DIM 10/1	10/400	CA, TN, PA
541870	929001987604	46677541873	13T8-6U/MAS/24-840/IF21/P/DIM 10/1	10/400	CA, TN, PA
541888	929001987704	46677541880	13T8-6U/MAS/24-850/IF21/P/DIM 10/1	10/400	PA, TN
MasterClass (Plastic) InstantFit (Type A/C) - T8 8ft					
469247	929001307804	46677472573	35T8/96-3500 IF FA8 10/1	10/300	PA, TN
469254	929001314604	46677472580	35T8/96-4000 IF FA8 10/1	10/300	CA, TN, PA



LED Tubes

CorePro MainsFit T5 & T8 (Type B)



Patented design
prevents shock with
surge protection

Why choose CorePro MainsFit T5 & T8 LED Tubes?

- Double-ended for faster installs
- Proven over 40% energy savings¹ over fluorescent systems
- Average life rating of 50,000 hours²
- UL Type B ballast bypass
- Emergency capable with Philips PTB15D, Bodine ELI-S-20 or ELI-S-100 EM drivers



CorePro MainsFit T5 & T8 (Type B) LED tubes

Cat. No.	Model No.*	UPC Code	Product Description	C/P Qty	Dist. Center
CorePro MainsFit (Type B) – T5 2ft					
576140	929003122704	46677576141	8T5HE/COR/22-835/MF10/G 25/1	25/2100	–
576157	929003122804	46677576158	8T5HE/COR/22-840/MF10/G 25/1	25/2100	–
576165	929003122904	46677576165	8T5HE/COR/22-850/MF10/G 25/1	25/2100	PA
CorePro MainsFit (Type B) – T5 3ft					
576173	929003123004	46677576172	10T5HE/COR/34-835/MF13/G 25/1	25/1200	–
576181	929003123104	46677576189	10T5HE/COR/34-840/MF14/G 25/1	25/1200	–
576199	929003123204	46677576196	10T5HE/COR/34-850/MF14/G 25/1	25/1200	–
CorePro MainsFit (Type B) – T5 4ft					
576207	929003123304	46677576202	14T5HE/COR/46-835/MF20/G 25/1	25/1050	–
576215	929003122404	46677576219	14T5HE/COR/46-840/MF21/G 25/1	25/1050	–
576223	929003123504	46677576226	14T5HE/COR/46-850/MF21/G 25/1	25/1050	–
576231	929003122404	46677576233	25T5HO/COR/46-835/MF33/G 25/1	25/1050	PA
542068	929001992604	46677542061	25T5HO/COR/46-840/MF35/G 25/1	25/1050	CA, TN, PA
542076	929001992704	46677542078	25T5HO/COR/46-850/MF35/G 25/1	25/1050	CA, TN, PA

1. Savings based on comparison to F32T8 electronic instant start systems.
 2. Tested to B50 L70 requirement. LED lifetime means the length of time (in hours) until half of the LED light sources maintain at least 70% of their initial lumen output (B50, L70).
 * When searching for DLC or NSF listings, please use the first 10-digits only.

Cat. No.	Model No.*	UPC Code	Product Description	C/P Qty	Dist. Center
CorePro MainsFit (Type B) – T8 2ft BAA					
563759	929002497904	46677563752	8.5T8/COR/24-835/MF11/G/BAA 25/1	25/4900	TN
563767	929002498004	46677563769	8.5T8/COR/24-840/MF11/G/BAA 25/1	25/4900	TN
563775	929002498104	46677563776	8.5T8/COR/24-850/MF11/G/BAA 25/1	25/4900	TN
CorePro MainsFit (Type B) – T8 4ft BAA					
563692	929002497304	46677563691	11T8/COR/48-835/MF16/G/BAA 25/1	25/2100	TN
563700	929002497404	46677563707	11T8/COR/48-840/MF16/G/BAA 25/1	25/2100	TN
563718	929002497504	46677563714	11T8/COR/48-850/MF16/G/BAA 25/1	25/2100	TN
563726	929002497604	46677563721	15.5T8/COR/48-835/MF21/G/BAA 25/1	25/2100	TN
563734	929002497704	46677563738	15.5T8/COR/48-840/MF21/G/BAA 25/1	25/2100	TN
563742	929002497804	46677563745	15.5T8/COR/48-850/MF21/G/BAA 25/1	25/2100	TN
CorePro MainsFit (Type B) – T8 4ft with Selectable CCT					
576827	929003145004	46677576820	14T8/COR/48-850/IF22/G/DIM/BAA 25/1	25/2100	–
568519	929003051333	46677568511	14T8/LED/48-5CCT/MF18/G/DS 1/10	1/70	TN





Patented design
prevents shock with
surge protection



Why choose CorePro MainsFit T5 & T8 LED Tubes?

- Double-ended for faster installs
- Proven over 40% energy savings¹ over fluorescent systems
- Average life rating of 50,000 hours²
- UL Type B ballast bypass
- Emergency capable with Philips PTB15D, Bodine ELI-S-20 or ELI-S-100 EM drivers

CorePro MainsFit T8 (Type B) LED tubes

Cat. No.	Model No.*	UPC Code	Product Description	C/P Qty	Dist. Center
CorePro MainsFit (Type B) – T8 2ft					
535450	929001933804	46677535452	8.5T8/COR/24-830/MF11/G 10/1	10/900	TN
535468	929001933904	46677535469	8.5T8/COR/24-835/MF11/G 10/1	10/900	TN
535476	929001934004	46677535476	8.5T8/COR/24-840/MF11/G 10/1	10/900	CA, TN, PA
535484	929001934104	46677535483	8.5T8/COR/24-850/MF11/G 10/1	10/900	TN
CorePro MainsFit (Type B) – T8 3ft					
535492	929001934204	46677535490	11.5T8/COR/36-830/MF13/G 10/1	10/540	TN
535500	929001934304	46677535506	11.5T8/COR/36-835/MF13/G 10/1	10/540	TN
535518	929001934404	46677535513	11.5T8/COR/36-840/MF14/G 10/1	10/540	CA, TN, PA
535526	929001934504	46677535520	11.5T8/COR/36-850/MF14/G 10/1	10/540	TN
CorePro MainsFit (Type B) – T8 4ft					
563452	929002483704	46677563455	9.9T8/COR/48-835/MF15/G 10/1	10/780	CA, TN, PA
563460	929002483804	46677563462	9.9T8/COR/48-840/MF16/G 10/1	10/780	CA, TN, PA
563478	929002483904	46677563479	9.9T8/COR/48-850/MF16/G 10/1	10/780	CA, TN, PA
563486	929002484004	46677563486	12T8/COR/48-830/MF17/G 10/1	10/650	TN
563494	929002484104	46677563493	12T8/COR/48-835/MF17/G 10/1	10/650	CA, TN, PA
563502	929002484204	46677563509	12T8/COR/48-840/MF18/G 10/1	10/650	CA, TN, PA
563510	929002484304	46677563516	12T8/COR/48-850/MF18/G 10/1	10/650	CA, TN, PA
563528	929002484404	46677563523	14.5T8/COR/48-830/MF20/G 10/1	10/650	CA, TN, PA
563536	929002484504	46677563530	14.5T8/COR/48-835/MF20/G 10/1	10/650	CA, TN, PA
563544	929002484604	46677563547	14.5T8/COR/48-840/MF21/G 10/1	10/650	CA, TN, PA
563551	929002484704	46677563554	14.5T8/COR/48-850/MF21/G 10/1	10/650	CA, TN, PA

Cat. No.	Model No.*	UPC Code	Product Description	C/P Qty	Dist. Center
CorePro MainsFit (Type B) – T8 4ft (continued)					
577767	929003474504	46677577766	14.5T8/BCP/48-835/MF17/G 25/1	25/900	CA, TN, PA
577775	929003474604	46677577773	14.5T8/BCP/48-840/MF18/G 25/1	25/900	CA, TN, PA
577783	929003474704	46677577780	14.5T8/BCP/48-850/MF18/G 25/1	25/900	CA, TN, PA
579045	929003510604	46677579043	16.5T8/BCP/48-835/MF20/G 25/1	25/900	CA, TN, PA
579052	929003510704	46677579050	16.5T8/BCP/48-840/MF21/G 25/1	25/900	CA, TN, PA
579060	929003510804	46677579067	16.5T8/BCP/48-850/MF21/G 25/1	25/900	CA, TN, PA
CorePro MainsFit (Type B) – T8 8ft					
575134	929003099404	46677575137	42T8HO/COR/96-840/MF54/G/FA8 10/1	10/500	CA, TN, PA
575142	929003099504	46677575144	42T8HO/COR/96-850/MF54/G/FA8 10/1	10/500	CA, TN, PA
575720	929003112104	46677575724	33T8/COR/96-840/MF44/G/FA8 10/1	10/500	CA, TN, PA
575738	929003112204	46677575731	33T8/COR/96-850/MF44/G/FA8 10/1	10/500	CA, TN, PA
575746	929003112304	46677575748	42T8HO/COR/96-840/MF54/G/R17d 10/1	10/500	CA, TN, PA
575753	929003112404	46677575755	42T8HO/COR/96-850/MF54/G/R17d 10/1	10/500	CA, TN, PA
CorePro MainsFit (Type B) – T8 Ubend					
535534	929001934604	46677535537	15.5T8-6U/COR/24-830/MF20/G 10/1	10/250	TN
535542	929001934704	46677535544	15.5T8-6U/COR/24-835/MF20/G 10/1	10/250	TN
535559	929001934804	46677535551	15.5T8-6U/COR/24-840/MF21/G 10/1	10/250	CA, TN, PA
535567	929001934904	46677535568	15.5T8-6U/COR/24-850/MF21/G 10/1	10/250	TN

1. Savings based on comparison to F32T8 electronic instant start systems.
 2. Tested to B50 L70 requirement. LED lifetime means the length of time (in hours) until half of the LED light sources maintain at least 70% of their initial lumen output (B50, L70).
 * When searching for DLC or NSF listings, please use the first 10-digits only.

PHILIPS

LED Tubes

MasterClass MainsFit T8 (Type B)



Patented design
prevents shock with
surge protection

Why choose MasterClass MainsFit T8 LED Tubes?

- Shatter-resistant lamps prevent breakage, not just contain the shattered glass
- Proven over 40% energy savings¹ over fluorescent systems
- Average life rating up to 70,000 hours²
- UL Type B ballast bypass double-ended
- Emergency capable with Philips PTB15D, Bodine ELI-S-20 or ELI-S-100 EM drivers



MasterClass MainsFit T8 (Type B) LED tubes

Catalog Number	Model Number*	UPC Code	Product Description	Case/Pallet Qty	Distribution Center
MasterClass (Plastic) MainsFit (Type B) – T8 4ft					
575480	929002325134	46677575489	10.5T8/MAS/48-835/MF15/P 10/1	10/900	CA, TN, PA
575498	929002325234	46677575496	10.5T8/MAS/48-840/MF16/P 10/1	10/900	CA, TN, PA
575506	929002325334	46677575502	10.5T8/MAS/48-850/MF16/P 10/1	10/900	CA, TN, PA
575514	929002325434	46677575519	14.5T8/MAS/48-830/MF20/P 10/1	10/900	TN
575522	929002325534	46677575526	14.5T8/MAS/48-835/MF20/P 10/1	10/900	CA, TN, PA
575530	929002325634	46677575533	14.5T8/MAS/48-840/MF21/P 10/1	10/900	CA, TN, PA
575548	929002325734	46677575540	14.5T8/MAS/48-850/MF21/P 10/1	10/900	CA, TN, PA
575563	929002442434	46677575564	16.9T8/MAS/48-835/MF25/P 10/1	10/900	TN
575555	929002439534	46677575557	16.9T8/MAS/48-840/MF24/P 10/1	10/900	TN
575571	929002442534	46677575571	16.9T8/MAS/48-850/MF25/P 10/1	10/900	TN

1. Savings based on comparison to F32T8 electronic instant start systems.
 2. Tested to B50 L70 requirement. LED lifetime means the length of time (in hours) until half of the LED light sources maintain at least 70% of their initial lumen output (B50, L70).
 * When searching for DLC or NSF listings, please use the first 10-digits only.



LED Tubes

CorePro FlexFit T8 (Type A+B)



Color consistency
throughout life



Why choose CorePro FlexFit T8 LED Tubes?

- One lamp for two applications, works as either a plug-and-play (UL Type A) or ballast bypass (UL Type B) lamp
- Provide the flexibility to fit your lighting application needs. As a Type A lamp it is compatible with a variety of ballasts, however, if a ballast is not desired the lamp can quickly be installed as a double-ended ballast bypass lamp
- 50,000 hr¹ rated life and standard 5-year limited warranty²
- Glass tube with > 320° illumination angle

CorePro FlexFit T8 (Type A+B) LED tubes

Catalog Number	Model Number*	UPC Code	Product Description	Case/Pallet Qty	Distribution Center
CorePro FlexFit (Type A+B) – T8 4ft					
560193	929002402204	46677560195	12.5T8/COR/48-835/FF18/G 25/1	25/400	TN
600189	929002317304	46677600181	12.5T8/COR/48-840/FF18/G 25/1	25/400	CA, TN, PA
600197	929002317404	46677600198	12.5T8/COR/48-850/FF18/G 25/1	25/400	CA, TN, PA

1. Tested to B50 L70 requirement. LED lifetime means the length of time (in hours) until half of the LED light sources maintain at least 70% of their initial lumen output (B50, L70).

2. See www.signify.com/warranties for details.

* When searching for DLC or NSF listings, please use the first 10-digits only.



PHILIPS

LED Tubes

UniversalFit T8



Simple plug-and-play installation with no need to change a ballast

Why choose UniversalFit T8 LED Tubes?

- UL Type A T8 lamps works on both T12 magnetic and T8 and T12 electronic ballasts
- Energy savings of up to 50%¹
- Average life rating of 36,000 hours²
- Minimal color shift and stable flux output throughout lifetime
- No mercury allowing for non-hazardous waste disposal
- No harmful UV radiation



CorePro UniversalFit T8 LED tubes

Catalog Number	Model Number*	UPC Code	Product Description	Case/Pallet Qty	Distribution Center
CorePro UniversalFit - T8 4ft					
539972	929001965904	46677539979	16T8/LED/48-840/UF18/G 10/1	10/650	PA , TN
539980	929001966004	46677539986	16T8/LED/48-850/UF18/G 10/1	10/650	TN

1. Savings based on comparison to F32T8 electronic instant start systems.

2. Tested to B50 L70 requirement. LED lifetime means the length of time (in hours) until half of the LED light sources maintain at least 70% of their initial lumen output (B50, L70).

* When searching for DLC or NSF listings, please use the first 10-digits only.



Instant-on and simple lamp-for-lamp replacement solutions



Why choose CorePro PLED Lamps?

- Most lamps are shatter-resistant and prevent breakage
- Energy savings of up to 60%¹
- Average life rating of 50,000 hours²
- Minimal color shift and stable flux output throughout lifetime
- No mercury allowing for non-hazardous waste disposal
- No harmful UV radiation

CorePro PLED lamps

Cat. No.	Model No.*	UPC Code	Product Description	C/P Qty	Dist. Center
CorePro 2-pin PL-S - Type A (ballast compatible)					
529511	929001862804	46677529512	5PL-S/LED/13H/827/IF5/P/2P 20/1	20/7920	TN
529560	929001862904	46677529567	5PL-S/LED/13H/830/IF5/P/2P 20/1	20/7920	TN
529578	929001863004	46677529574	5PL-S/LED/13H/835/IF5/P/2P 20/1	20/7920	CA, TN, PA
529586	929001863104	46677529581	5PL-S/LED/13H/840/IF5/P/2P 20/1	20/7920	CA, TN, PA
CorePro 4-pin PL-L - Type A (ballast compatible)					
532895	929001893504	46677532895	16.5PL-L/COR/22/830/IF22/P 4P 10/1	10/1200	PA
532903	929001893604	46677532901	16.5PL-L/COR/22/835/IF22/P 4P 10/1	10/1200	PA
532911	929001893704	46677532918	16.5PL-L/COR/22/840/IF23/P 4P 10/1	10/1200	PA
CorePro 4-pin PL-L - Type B (ballast bypass)					
575100	929003097504	46677575106	17PL-L/COR/22-830/MF22/G/4P 10/1	10/1440	CA, TN, PA
575118	929003097604	46677575113	17PL-L/COR/22-835/MF22/G/4P 10/1	10/1440	CA, TN, PA
575126	929003097704	46677575120	17PL-L/COR/22-840/MF22/G/4P 10/1	10/1440	CA, TN, PA
CorePro 2-pin PL-C - Type A (ballast compatible)					
532333	929001884704	46677532338	5PL-C/LED/13H/835/IF5/P/2P 20/1	20/4760	TN
532374	929001885104	46677532376	5PL-C/LED/13W/835/IF5/P/2P 20/1	20/3600	TN
532341	929001884804	46677532345	5PL-C/LED/13H/840/IF5/P/2P 20/1	20/4760	TN
532382	929001885204	46677532383	5PL-C/LED/13W/840/IF5/P/2P 20/1	20/3600	TN
CorePro 4-pin PL-C - Type A (ballast compatible)					
532432	929001885704	46677532437	5.5PL-C/LED/13W/827/IF5.5/P/4P 20/1	20/3600	TN
532408	929001885404	46677532406	5.5PL-C/LED/13H/830/IF5.5/P/4P 20/1	20/4760	TN
532416	929001885504	46677532413	5.5PL-C/LED/13H/835/IF5.5/P/4P 20/1	20/4760	TN
532457	929001885904	46677532451	5.5PL-C/LED/13W/835/IF5.5/P/4P 20/1	20/3600	TN
532424	929001885604	46677532420	5.5PL-C/LED/13H/840/IF5.5/P/4P 20/1	20/4760	PA
532465	929001886004	46677532468	5.5PL-C/LED/13W/840/IF5.5/P/4P 20/1	20/3600	TN

Cat. No.	Model No.*	UPC Code	Product Description	C/P Qty	Dist. Center
CorePro 4-pin PL-C/T - Type A (ballast compatible)					
458364	929001388004	46677458362	8.5PL-C/T LED/26H-2700 IF 4P 10/1	10/4140	TN
458372	929001388104	46677458379	8.5PL-C/T LED/26H-3000 IF 4P 10/1	10/4140	CA, TN, PA
458380	929001388204	46677458386	8.5PL-C/T LED/26H-3500 IF 4P 10/1	10/4140	CA, TN, PA
458398	929001388304	46677458393	8.5PL-C/T LED/26H-4000 IF 4P 10/1	10/4140	CA, TN, PA
458406	929001388404	46677458409	10.5PL-C/T LED/26V-2700 IF 4P 10/1	10/2960	TN
458414	929001388504	46677458416	10.5PL-C/T LED/26V-3000 IF 4P 10/1	10/2960	CA, TN, PA
458422	929001388604	46677458423	10.5PL-C/T LED/26V-3500 IF 4P 10/1	10/2960	CA, TN, PA
458430	929001388704	46677458430	10.5PL-C/T LED/26V-4000 IF 4P 10/1	10/2960	CA, TN, PA
476069	929001819704	46677476069	12PLC/T LED/32H/827/IF/4P/DIM 1PK 10/1	10/4140	TN
476101	929001820104	46677476106	12PLC/T LED/32V/827/IF/4P/DIM 1PK 10/1	10/4140	TN
476077	929001819804	46677476076	12PLC/T LED/32H/830/IF/4P/DIM 1PK 10/1	10/4140	TN
476119	929001820204	46677476113	12PLC/T LED/32V/830/IF/4P/DIM 1PK 10/1	10/4140	TN
476127	929001820304	46677476120	12PLC/T LED/32V/835/IF/4P/DIM 1PK 10/1	10/4140	PA, TN
476085	929001819904	46677476083	12PLC/T LED/32H/835/IF/4P/DIM 1PK 10/1	10/4140	CA, TN, PA
476093	929001820004	46677476090	12PLC/T LED/32H/840/IF/4P/DIM 1PK 10/1	10/4140	CA, TN, PA
476135	929001820404	46677476137	12PLC/T LED/32V/840/IF/4P/DIM 1PK 10/1	10/4140	CA, TN, PA

1. Savings based on comparison to F32T8 electronic instant start systems.
 2. Tested to B50 L70 requirement. LED lifetime means the length of time (in hours) until half of the LED light sources maintain at least 70% of their initial lumen output (B50, L70).

* When searching for DLC or NSF listings, please use the first 10-digits only.

PHILIPS

LED HID Replacements

MasterClass Corn Cob

Long life lowers maintenance costs by reducing relamp frequency



80W EX39

115W EX39

150W EX39

450W EX39

Why choose MasterClass Corn Cob LED Lamps?

- Delivers up to 1000W replacements
- Fits within industry ANSI outline offering perfect fit in all HID fixtures
- UL Type B lamps allow installer to bypass the ballast and reduce maintenance costs
- Includes additional safety cable for secure installation
- Suitable for both enclosed and open fixtures
- DLC 5.1 certified



MasterClass Corn Cob LED lamps

Catalog Number	Model Number*	UPC Code	Product Description	Case/Pallet Qty	Distribution Center
MasterClass LED corn cob					
564054	929002996104	46677564056	80CC/LED/840/LS EX39 G2 BB 3/1	3/360	CA, TN, PA
564062	929002996204	46677564063	80CC/LED/850/LS EX39 G2 BB 3/1	3/360	CA, TN, PA
564070	929002996404	46677564070	115CC/LED/840/LS EX39 G2 BB 3/1	3/312	CA, TN, PA
564088	929002996504	46677564087	115CC/LED/850/LS EX39 G2 BB 3/1	3/312	CA, TN, PA
564096	929002996704	46677564094	150CC/LED/840/LS EX39 G2 BB 3/1	3/312	CA, TN, PA
564112	929002996804	46677564117	150CC/LED/850/LS EX39 G2 BB 3/1	3/312	CA, TN, PA
564732	929003019704	46677564735	450CC/LED/840/LS EX39 BB 3/1	3/60	CA, TN, PA
564740	929003019804	46677564742	450CC/LED/850/LS EX39 BB 3/1	3/60	CA, TN, PA

* When searching for DLC or NSF listings, please use the first 10-digits only.



Offered in both mogul-based and medium-based options



Why choose CorePro Corn Cob LED Lamps?

- Passive cooling lamps eliminate fan noise and reduce moving parts which require additional maintenance over time
- Up to 70% energy savings¹
- Long life lowers maintenance costs by reducing re-lamp frequency
- UL Type B solution allows installer to bypass the ballast and reduce maintenance costs
- Suitable for use in enclosed fixtures
- DLC 5.1 certified

CorePro Corn Cob LED lamps

Catalog Number	Model Number*	UPC Code	Product Description	Case/Pallet Qty	Distribution Center
CorePro LED corn cob					
559633	929002395204	46677559632	18CC/LED/830/ND E26 G2 BB 6/1	6/900	CA, TN, PA
559641	929002395304	46677559649	18CC/LED/840/ND E26 G2 BB 6/1	6/900	CA, TN, PA
559658	929002395404	46677559656	18CC/LED/850/ND E26 G2 BB 6/1	6/900	CA, TN, PA
559666	929002395504	46677559663	27CC/LED/830/ND E26 G2 BB 6/1	6/720	CA, TN, PA
559674	929002395604	46677559670	27CC/LED/840/ND E26 G2 BB 6/1	6/720	CA, TN, PA
559682	929002395704	46677559687	27CC/LED/850/ND E26 G2 BB 6/1	6/720	CA, TN, PA
559690	929002395804	46677559694	36CC/LED/830/ND E26 G2 BB 6/1	6/456	CA, TN, PA
559708	929002395904	46677559700	36CC/LED/840/ND E26 G2 BB 6/1	6/456	CA, TN, PA
559716	929002396004	46677559717	36CC/LED/850/ND E26 G2 BB 6/1	6/456	CA, TN, PA
564120	929002998904	46677564124	36CC/LED/830/LS EX39 G3 BB 3/1	3/408	PA
564153	929002999004	46677564155	36CC/LED/840/LS EX39 G3 BB 3/1	3/408	PA
564161	929002999104	46677564162	36CC/LED/850/LS EX39 G3 BB 3/1	3/408	PA
564179	929002999204	46677564179	45CC/LED/830/LS EX39 G3 BB 3/1	3/306	PA
564187	929002999304	46677564186	45CC/LED/840/LS EX39 G3 BB 3/1	3/306	PA
564195	929002999404	46677564193	45CC/LED/850/LS EX39 G3 BB 3/1	3/306	PA
564203	929002999504	46677564209	54CC/LED/830/LS EX39 G3 BB 3/1	3/306	PA
564211	929002999604	46677564216	54CC/LED/840/LS EX39 G3 BB 3/1	3/306	PA
564229	929002999704	46677564223	54CC/LED/850/LS EX39 G3 BB 3/1	3/306	PA
564237	929002999804	46677564230	63CC/LED/830/LS EX39 G3 BB 3/1	3/306	PA
564245	929002999904	46677564247	63CC/LED/840/LS EX39 G3 BB 3/1	3/306	PA
564252	929003000004	46677564254	63CC/LED/850/LS EX39 G3 BB 3/1	3/306	PA

1. LED system watts of 36W compared to 120W of a C100S54/ALTO.
 * When searching for DLC or NSF listings, please use the first 10-digits only.

LED HID Replacements

MasterClass Corn Cob with Selectable CCT



UL Type B lamps for a range of industrial, commercial and urban applications

Why choose MasterClass Corn Cob LED Lamps?

- Reduce & streamline inventory with three color temperatures in one lamp
- Passive cooling lamps eliminate fan noise and reduce moving parts which require additional maintenance over time
- Up to 80% energy savings¹
- Long life lowers maintenance costs by reducing re-lamp frequency
- UL Type B solution allows installer to bypass the ballast and reduce maintenance costs
- DLC 5.1 Certified



MasterClass Corn Cob LED lamps with Selectable CCT

Catalog Number	Model Number*	UPC Code	Product Description	Case/Pallet Qty	Distribution Center
MasterClass LED corn cob with Selectable CCT					
570465	929003065204	46677570460	36CC/LED/3CCT/LS EX39 G3 BB 3/1	3/408	CA, TN, PA
570473	929003065304	46677570477	45CC/LED/3CCT/LS EX39 G3 BB 3/1	3/306	PA
570481	929003065404	46677570484	54CC/LED/3CCT/LS EX39 G3 BB 3/1	3/306	CA, TN, PA
570499	929003065504	46677570491	63CC/LED/3CCT/LS EX39 G3 BB 3/1	3/306	PA


1. LED system watts of 36W compared to 120W of a C100S54/ALTO.
 * When searching for DLC or NSF listings, please use the first 10-digits only.



105/165W EX39

145/165W EX39

Instant-on for
no warm-up time



Why choose TrueForce High Bay LED Lamps?

- Easy to install and works on wide voltage (120–277V)
- Available in Ballast Bypass UL Type B as well as UL Type A options
- Wide operating temperature range for industrial applications: -40°F to 130°F (-40°C to 55°C)
- Narrow and wide beam options to ensure uniform light distribution in application
- UL Type B lamps are suitable for use in enclosed fixtures & DLC certified

TrueForce High Bay LED lamps

Catalog Number	Model Number*	UPC Code	Product Description	Case/Pallet Qty	Distribution Center
TrueForce LED high bay					
563932	929002496004	46677563936	145HB/LED/840/D NB DL BB G2 4/1	4/48	CA, TN, PA
563940	929002496104	46677563943	145HB/LED/840/D WB UDL BB G2 4/1	4/48	CA, TN, PA
563956	929002496204	46677563950	145HB/LED/850/D NB DL BB G2 4/1	4/48	CA, TN, PA
563964	929002496304	46677563967	145HB/LED/850/D WB UDL BB G2 4/1	4/48	CA, TN, PA
563972	929002496404	46677563974	165HB/LED/840/D NB DL BB G2 4/1	4/48	PA
563980	929002496504	46677563981	165HB/LED/840/D WB UDL BB G2 4/1	4/48	PA
563998	929002496604	46677563998	165HB/LED/850/D NB DL BB G2 4/1	4/48	PA
564005	929002496704	46677564001	165HB/LED/850/D WB UDL BB G2 4/1	4/48	PA
TrueForce LED high bay Accessory					
564013	929002497104	-	LED highbay sensor accessory	4/3024	-

* When searching for DLC or NSF listings, please use the first 10-digits only.

PHILIPS

LED HID Replacements

CorePro Glass lamps



UL Type B ballast bypass lamps for a range of indoor and outdoor applications

Why choose CorePro Glass LED Lamps?

- Low initial investment with short payback
- Frosted Glass Housing for same look and feel as conventional HID
- Patented High Power LED filament design for superior light quality and uniformity
- Suitable for indoor / outdoor applications
- Suitable for Enclosed and open fixtures



CorePro Glass LED lamps

Catalog Number	Model Number*	UPC Code	Product Description	Case/Pallet Qty	Distribution Center
CorePro LED Glass lamps					
577593	929003150604	46677577599	32GC/LED/850/ND E39 BB 6/1	6/240	PA
577601	929003150704	46677577605	36GC/LED/850/ND E39 BB 6/1	6/240	PA
577577	929003154804	46677577575	32GC/LED/830/ND E39 BB 6/1	6/240	PA
577585	929003154904	46677577582	36GC/LED/830/ND E39 BB 6/1	6/240	PA
CorePro LED Glass lamps (launching June 2022)					
578815	929003507404	46677578817	14GC/LED/830/ND E26 BB 6/1	6/480	—
578823	929003507504	46677578824	14GC/LED/840/ND E26 BB 6/1	6/480	—
578831	929003507604	46677578831	14GC/LED/850/ND E26 BB 6/1	6/480	—
578849	929003507704	46677578848	19GC/LED/830/ND E26 BB 6/1	6/480	—
578856	929003507804	46677578855	19GC/LED/840/ND E26 BB 6/1	6/480	—
578864	929003507904	46677578862	19GC/LED/850/ND E26 BB 6/1	6/480	—
578872	929003508004	46677578879	28GC/LED/830/ND E26 BB 6/1	6/480	—
578880	929003508104	46677578886	28GC/LED/840/ND E26 BB 6/1	6/480	—
578898	929003508204	46677578893	28GC/LED/850/ND E26 BB 6/1	6/480	—
577577	929003154804	46677577575	32GC/LED/830/ND E39 BB 6/1	6/240	PA
577593	929003150604	46677577599	32GC/LED/850/ND E39 BB 6/1	6/240	PA
578914	929003508304	46677578916	34GC/LED/830/ND EX39 BB 6/1	6/240	—
578922	929003508404	46677578923	34GC/LED/840/ND EX39 BB 6/1	6/240	—
578930	929003508504	46677578930	34GC/LED/850/ND EX39 BB 6/1	6/240	—
577585	929003154904	46677577582	36GC/LED/830/ND E39 BB 6/1	6/240	PA
577601	929003150704	46677577605	36GC/LED/850/ND E39 BB 6/1	6/240	PA
578948	929003508604	46677578947	38GC/LED/830/ND EX39 BB 6/1	6/240	—
578954	929003508704	46677578954	38GC/LED/840/ND EX39 BB 6/1	6/240	—
578962	929003508804	46677578961	38GC/LED/850/ND EX39 BB 6/1	6/240	—

* When searching for DLC or NSF listings, please use the first 10-digits only.



20W E26

40W EX39

60W EX39

Offered in both mogul-based and medium-based options



Why choose CorePro Wall Pack LED Lamps?

- Flat panel design
- Passive cooling lamps eliminate fan noise and reduce moving parts which require additional maintenance over time
- Up to 79% energy savings¹
- UL Type B solution allows installer to bypass the ballast and reduce maintenance cost
- Wide ambient temperature operating range from -30°C to 55°C

Wall Pack LED lamps

Catalog Number	Model Number*	UPC Code	Product Description	Case/Pallet Qty	Distribution Center
LED wall pack lamps					
559906	929002397904	46677559908	20WP/LED/830/ND E26 G2 BB 6/1	6/510	TN
559914	929002398004	46677559915	20WP/LED/840/ND E26 G2 BB 6/1	6/510	TN
559922	929002398104	46677559922	20WP/LED/850/ND E26 G2 BB 6/1	6/510	TN
564260	929003000104	46677564261	40WP/LED/840/LS EX39 G3 BB 3/1	3/360	PA
564278	929003000204	46677564278	40WP/LED/850/LS EX39 G3 BB 3/1	3/360	PA
564286	929003000304	46677564285	60WP/LED/840/LS EX39 G3 BB 3/1	3/270	PA
564294	929003000404	46677564292	60WP/LED/850/LS EX39 G3 BB 3/1	3/270	PA

1. LED system watts of 40W compared to 195 system watts of an HID lamp.

* When searching for DLC or NSF listings, please use the first 10-digits only.

Optically efficient,
emits light towards
usage direction



26W E26

35W E39

38W E39

55W E39

Why choose TrueForce Post Top LED Lamps?

- Energy savings up to 75% when compared to traditional HID lamps
- Reliable lifetime up to 50,000 hours¹
- Right lamp size and lighting distribution for direct retrofit with a peace of mind
- Direct LED replacement solution without changing the fixture
- Pleasant white light with CRI 70



TrueForce Post Top LED lamps

Catalog Number	Model Number*	UPC Code	Product Description	Case/Pallet Qty	Distribution Center
CorePro LED post top					
473587	929001396304	46677473587	26ED23.5/LED/740/ND 120-277V G2 4/1	4/600	TN
473603	929001396504	46677473600	35ED23.5/LED/730/ND 120-277V G2 4/1	4/600	TN
473611	929001396604	46677473617	35ED23.5/LED/740/ND 120-277V G2 4/1	4/600	TN
473637	929001396804	46677473631	55ED28/LED/730/ND 120-277V G2 4/1	4/400	CA, TN
473652	929001397004	46677473655	55ED28/LED/727/ND 120-277V G2 4/1	4/400	TN

1. Tested to B50 L70 requirement. LED lifetime means the length of time (in hours) until half of the LED light sources maintain at least 70% of their initial lumen output (B50, L70).

* When searching for DLC or NSF listings, please use the first 10-digits only.

LED HID Replacements

CorePro High Bay/Low Bay

UL Type B ballast bypass lamps



25W E26

38W E26

45W E26

65/75W EX39



Why choose CorePro High Bay/Low Bay LED Lamps?

- Standard EX39 base to replace E and O rated metal halide lamps
- Over temp and 4KV surge protection
- Average life rating of 25,000 hours¹
- No mercury allowing for non-hazardous waste disposal
- Title 20 qualified for California applications
- 5-year limited warranty depending on operating hours²

CorePro High Bay/Low Bay LED lamps

Catalog Number	Model Number*	UPC Code	Product Description	Case/Pallet Qty	Distribution Center
CorePro LED high bay/low bay					
547943	929001993304	46677547943	4HB/LED/Blue/ND FB 6/1	6/828	TN
541950	929001990004	46677541958	25HB/LED/850/ND BB 6/1	6/264	CA, TN, PA
541960	929001990104	46677541965	38HB/LED/850/ND BB 6/1	6/144	CA, TN, PA
542324	929001993104	46677542320	75HB/LED/840/ND FB 4/1	4/192	CA, TN, PA
541920	929001989704	46677541927	38HB/LED/830/ND BB 6/1	6/144	TN
541978	929001990204	46677541972	45HB/LED/850/ND BB 6/1	6/108	TN

1. Tested to B50 L70 requirement. LED lifetime means the length of time (in hours) until half of the LED light sources maintain at least 70% of their initial lumen output (B50, L70).

2. See www.signify.com/warranties for details.

* When searching for DLC or NSF listings, please use the first 10-digits only.

Note: product phasing out by Q3 2022.

PHILIPS

LED Spots

MasterClass ExpertColor PAR



Easy to replace/retrofit
in most current halogen
fixtures

Why choose MasterClass ExpertColor PAR LED Lamps?

- Consistent color and lumen maintenance over life of product
- Deep dimming below 5%
- Up to 90% energy savings compared to halogen lamps²
- Average life rating of up to 40,000 hrs¹
- Up to 5-year limited warranty³
- No mercury allowing for non-hazardous waste disposal
- Emit virtually no UV/IR light in the beam



MasterClass ExpertColor PAR LED lamps

Cat. No.	Model No.*	UPC Code	Product Description	C/P Qty	Dist. Center
MasterClass ExpertColor - PAR20					
535260	929001921804	46677535261	8.5PAR20/PER/927/F25/DIM/EC/120V 6/1FB	6/2244	TN
535278	929001921904	46677535278	8.5PAR20/PER/930/F25/DIM/EC/120V 6/1FB	6/2244	TN
535300	929001922204	46677535308	8.5PAR20/PER/930/F40/DIM/EC/120V 6/1FB	6/2244	TN
MasterClass ExpertColor - PAR30L					
470954	929001340904	46677470951	12PAR30L/EC/F25/927/DIM/120V 6/1	6/768	TN
470962	929001341004	46677470968	12PAR30L/EC/F40/927/DIM/120V 6/1	6/768	TN
471037	929001285604	46677471033	12PAR30L/EC RETAIL/S10/930/DIM 6/1	6/768	TN
471045	929001285704	46677471040	12PAR30L/EC RETAIL/F25/930/DIM 6/1	6/768	PA
471052	929001285804	46677471057	12PAR30L/EC RETAIL/F40/930/DIM 6/1	6/768	TN
470970	929001341104	46677470975	12PAR30L/EC/F25/940/DIM/120V 6/1	6/768	PA
470988	929001341204	46677470982	12PAR30L/EC/F40/940/DIM/120V 6/1	6/768	TN
MasterClass ExpertColor - PAR30S					
470906	929001340304	46677470906	12PAR30S/EC/F25/927/DIM/120V 6/1	6/960	PA, TN
470922	929001340604	46677470920	12PAR30S/EC/F25/927/DIM/120V B 6/1	6/960	TN
470914	929001340404	46677470913	12PAR30S/EC/F40/927/DIM/120V 6/1	6/960	CA, TN, PA
470948	929001340804	46677470944	12PAR30S/EC/F40/940/DIM/120V	6/960	PA
471060	929001285904	46677471064	12PAR30S/EC RETAIL/S10/930/DIM 6/1	6/960	TN
471078	929001286004	46677471071	12PAR30S/EC RETAIL/F25/930/DIM 6/1	6/960	CA, TN, PA
471086	929001286104	46677471088	12PAR30S/EC RETAIL/F40/930/DIM 6/1	6/960	CA, TN, PA
470930	929001340704	46677470937	12PAR30S/EC/F25/940/DIM/120V	6/960	TN

Cat. No.	Model No.*	UPC Code	Product Description	C/P Qty	Dist. Center
MasterClass ExpertColor - PAR38					
470823	929001339404	46677470821	17PAR38/EC/S8/927/DIM/120V 10/1	6/420	TN
470831	929001339504	46677470838	17PAR38/EC/F25/927/DIM/120V 6/1	6/420	CA, TN, PA
470864	929001339804	46677470869	17PAR38/EC/F25/927/DIM/120V B 6/1	6/420	TN
470849	929001339604	46677470845	17PAR38/EC/F40/927/DIM/120V 6/1	6/420	TN
470996	929001285204	46677470999	17PAR38/EC RETAIL/S8/930/DIM 6/1	6/420	PA, TN
471003	929001285304	46677471002	17PAR38/EC RETAIL/F25/930/DIM 6/1	6/420	CA, TN, PA
471029	929001285504	46677471026	17PAR38/EC RETAIL/F25/930/DIM 6/1	6/420	CA
471011	929001285404	46677471019	17PAR38/EC RETAIL/F40/930/DIM 6/1	6/420	TN
471797	929001369804	46677471798	17PAR38/EXPERTCOLOR/S8/940/DIM/120V 6/1	6/420	TN
470872	929001340004	46677470876	17PAR38/EC/F25/940/DIM/120V 6/1	6/420	TN
470880	929001340104	46677470883	17PAR38/EC/F40/940/DIM/120V 6/1	6/420	CA, TN, PA

1. Tested to B50 L70 requirement. LED lifetime means the length of time (in hours) until half of the LED light sources maintain at least 70% of their initial lumen output (B50, L70).
2. A 17W PAR38 LED lamp uses up to 88% less energy than traditional halogen lamps.
3. See www.signify.com/warranties for details.

* When searching for DLC or NSF listings, please use the first 10-digits only.

LED Spots

MasterClass TrueForce PAR



Type B – Ballast bypass lamps



Why choose MasterClass TrueForce PAR LED Lamps?

- Unique single-optic lens design for accent lighting reduces glare to improve shopper experience
- High lumen LED PAR lamps that are the perfect transition from CDM lamps
- 25,000-hour rated average life for ENERGY STAR® qualified lamps¹
- 3-year limited warranty²
- No mercury allowing for non-hazardous waste disposal
- Emit virtually no UV/IR light in the beam

MasterClass TrueForce PAR LED lamps

Catalog Number	Model Number*	UPC Code	Product Description	Case/Pallet Qty	Distribution Center
MasterClass TrueForce – PAR30L					
534644	929001917004	46677534646	25.5PAR30L/PER/830/S15/ND/120-277V 6/1FB	6/768	TN
534651	929001917104	46677534653	25.5PAR30L/PER/830/F25/ND/120-277V 6/1FB	6/768	TN
534669	929001917204	46677534660	25.5PAR30L/PER/930/S15/ND/120-277V 6/1FB	6/768	TN
534677	929001917304	46677534677	25.5PAR30L/PER/930/F25/ND/120-277V 6/1FB	6/768	TN
MasterClass TrueForce – PAR30S					
534685	929001917404	46677534684	23PAR30S/PER/930/S15/ND/120V 6/1FB	6/960	TN
534693	929001917504	46677534691	23PAR30S/PER/930/F25/ND/120V 6/1FB	6/960	TN
MasterClass TrueForce – PAR38					
534602	929001916804	46677534608	33PAR38/PER/830/S15/DIM/120V 6/1FB	6/420	TN
534628	929001919604	46677534622	33PAR38/PER/830/S15/DIM/120V B 6/1FB	6/420	TN
534610	929001916904	46677534615	33PAR38/PER/830/F25/DIM/120V 6/1FB	6/420	CA, TN, PA
534594	929001916704	46677534592	36PAR38/PER/830/F25/ND/120V 6/1FB	6/420	TN
569723	929003063504	46677569723	27PAR38TrueF 830 F15 DIM 120V-277V 6/1FB	6/120	PA
569731	929003063604	46677569730	27PAR38TrueF 830 F25 DIM 120V-277V 6/1FB	6/120	PA

1. Tested to B50 L70 requirement. LED lifetime means the length of time (in hours) until half of the LED light sources maintain at least 70% of their initial lumen output (B50, L70).

2. See www.signify.com/warranties for details.

* When searching for DLC or NSF listings, please use the first 10-digits only.

PHILIPS

LED Spots

CorePro PAR



Contemporary plastic lamp design comes in white with select models in black to match fixtures at retail.

Why choose CorePro PAR LED Lamps?

- Average life rating of 25,000 hours¹
- Easy to replace/retrofit in most current halogen fixtures
- 3-year limited warranty²
- Complies with Title 20 and JA8 regulations
- No mercury allowing for non-hazardous waste disposal
- Emit virtually no UV/IR light in the beam



CorePro PAR LED lamps

Catalog Number	Model Number*	UPC Code	Product Description	Case/Pallet Qty	Distribution Center
CorePro Plastic – PAR30L dimmable					
546969	929002045404	46677546960	9.4PAR30L/COR/930/F25/DIM/120V T20 6/1FB	6/768	CA
546977	929002045504	46677546977	9.4PAR30L/COR/930/F40/DIM/120V T20 6/1FB	6/768	CA, TN
CorePro Plastic – PAR30S dimmable					
546985	929002045604	46677546984	9.4PAR30S/COR/930/F25/DIM/120V T20 6/1FB	6/1320	CA
577759	929003466904	46677577759	9.4PAR30S/COR/935/F25/DIM/120V T20 6/1FB	6/960	CA
546993	929002045704	46677546991	9.4PAR30S/COR/930/F40/DIM/120V T20 6/1FB	6/1320	CA, TN
CorePro Plastic – PAR38 dimmable					
551887	929002238204	46677551889	10PAR38/COR/930/F25/DIM/120V T20 6/1FB	6/384	TN
551895	929002238304	46677551896	10PAR38/COR/930/F40/DIM/120V T20 6/1FB	6/384	TN
546929	929002045004	46677546922	14PAR38/COR/927/F25/DIM/120V T20 6/1FB	6/384	TN
546937	929002045104	46677546939	14PAR38/COR/927/F40/DIM/120V T20 6/1FB	6/384	CA
546945	929002045204	46677546946	14PAR38/COR/930/F25/DIM/120V T20 6/1FB	6/384	CA
576470	929003133804	46677576479	14PAR38/COR/930/F25/D/PB/ULW/T20 6/1FB	6/420	TN
546950	929002045304	46677546953	14PAR38/COR/930/F40/DIM/120V T20 6/1FB	6/384	CA
577734	929003466704	46677577735	14PAR38/COR/935/F25/DIM/120V T20 6/1FB	6/420	CA
577742	929003466804	46677577742	14PAR38/COR/940/F25/DIM/120V T20 6/1FB	6/420	CA
555300	929001892723	46677555306	15.5PAR38/LED/950/F50/ND/grow/T20 4/1CT	4/468	TN

1. Tested to B50 L70 requirement. LED lifetime means the length of time (in hours) until half of the LED light sources maintain at least 70% of their initial lumen output (B50, L70).
 2. See www.signify.com/warranties for details.
 * When searching for DLC or NSF listings, please use the first 10-digits only.



Single optic reduces glare to help improve shopping experience



Why choose CorePro PAR LED Lamps?

- 25,000-hour rated average life for ENERGY STAR® qualified lamps¹
- Glass finish to replicate look and feel of traditional halogen PARs
- Wet location rated
- 3-year limited warranty²

CorePro PAR LED lamps

Cat. No.	Model No.*	UPC Code	Product Description	C/P Qty	Dist. Center
CorePro Glass - PAR20					
471102	929001317204	46677471101	7PAR20/LED/F25/827-822/E26/GL/DIM 120V	6/2244	CA, TN, PA
568063	929003026104	46677568061	5.5PAR20/LED/F25/930/DIM/G/T20 6/1FB	6/2244	CA, TN, PA
568071	929003026204	46677568078	5.5PAR20/LED/F25/940/DIM/G/T20 6/1FB	6/2244	CA
471136	929001317304	46677471132	7PAR20/LED/827-822/F40/GL/DIM 120V 6/1	6/2244	CA
568113	929003026704	46677568115	5.5PAR20/LED/F40/927-922/DIM/G/T20 6/1FB	6/2244	CA, TN, PA
568089	929003026404	46677568085	5.5PAR20/LED/F40/930/DIM/G/T20 6/1FB	6/2244	CA, TN, PA
568097	929003026504	46677568092	5.5PAR20/LED/F40/940/DIM/G/T20 6/1FB	6/2244	CA, TN
CorePro Glass - PAR30L					
567941	929003026904	46677567941	8.5PAR30L/LED/927/F25/DIM/GULW/T20 6/1FB	6/768	CA, TN, PA
567957	929003027004	46677567958	8.5PAR30L/LED/930/F25/DIM/GULW/T20 6/1FB	6/768	CA, TN, PA
567965	929003027104	46677567965	8.5PAR30L/LED/940/F25/DIM/GULW/T20 6/1FB	6/768	CA, TN, PA
567973	929003027204	46677567972	8.5PAR30L/LED/927/F40/DIM/GULW/T20 6/1FB	6/768	CA, TN, PA
567999	929003027404	46677567996	8.5PAR30L/LED/940/F40/DIM/GULW/T20 6/1FB	6/768	PA, TN
567981	929003027304	46677567989	8.5PAR30L/LED/930/F40/DIM/GULW/T20 6/1FB	6/768	CA, TN, PA
CorePro Glass - PAR30S					
568006	929003027704	46677568009	8.5PAR30S/LED/927/F25/DIM/GULW/T20 6/1FB	6/960	CA, TN, PA
568014	929003027804	46677568016	8.5PAR30S/LED/930/F25/DIM/GULW/T20 6/1FB	6/960	CA, TN, PA
568022	929003027904	46677568023	8.5PAR30S/LED/940/F25/DIM/GULW/T20 6/1FB	6/960	TN
529792	929001320904	46677529796	10PAR30S/LED/827/F40/DIM/ULW/120V 6/1FB	6/960	TN
568048	929003028104	46677568047	8.5PAR30S/LED/930/F40/DIM/GULW/T20V 6/1FB	6/960	CA, TN, PA
568055	929003028204	46677568054	8.5PAR30S/LED/940/F40/DIM/GULW/T20 6/1FB	6/960	CA, TN, PA

Cat. No.	Model No.*	UPC Code	Product Description	C/P Qty	Dist. Center
CorePro Glass - PAR38					
567859	929003028504	46677567859	10PAR38/LED/927/F25/DIM/GULW/120V 6/1FB	6/384	CA, TN, PA
567867	929003028604	46677567866	10PAR38/LED/930/F25/DIM/GULW/T20V 6/1FB	6/384	CA, TN, PA
567925	929003028704	46677567927	10PAR38/LED/935/F25/DIM/GULW/T20 6/1FB	6/384	CA
567875	929003028804	46677567873	10PAR38/LED/940/F25/DIM/GULW/T20 6/1FB	6/384	CA, TN
567883	929003028904	46677567880	10PAR38/LED/950/F25/DIM/GULW/T20 6/1FB	6/384	CA
567891	929003029004	46677567897	10PAR38/LED/927/F40/DIM/GULW/T20 6/1FB	6/384	CA, TN, PA
567909	929003029104	46677567903	10PAR38/LED/930/F40/DIM/GULW/T20 6/1FB	6/384	CA, TN, PA
567933	929003029204	46677567934	10PAR38/LED/935/F40/DIM/GULW/T20 6/1FB	6/384	CA
567917	929003029304	46677567910	10PAR38/LED/940/F40/DIM/GULW/T20 6/1FB	6/384	CA, TN, PA
567750	929003029504	46677567750	13PAR38/LED/927/F25/DIM/GULW/T20 6/1FB	6/384	CA, TN, PA
567768	929003029604	46677567767	13PAR38/LED/930/F25/DIM/GULW/T20 6/1FB	6/384	CA, TN, PA
567834	929003029704	46677567835	13PAR38/LED/935/F25/DIM/GULW/T20 6/1FB	6/384	CA
567776	929003029804	46677567774	13PAR38/LED/940/F25/DIM/GULW/T20 6/1FB	6/384	CA, TN
567784	929003029904	46677567781	13PAR38/LED/950/F25/DIM/GULW/T20 6/1FB	6/384	CA, TN, PA
567792	929003030004	46677567798	13PAR38/LED/927/F40/DIM/GULW/T20 6/1FB	6/384	CA, TN, PA
567800	929003030104	46677567804	13PAR38/LED/930/F40/DIM/GULW/T20 6/1FB	6/384	CA, TN, PA
567842	929003030204	46677567842	13PAR38/LED/935/F40/DIM/GULW/T20 6/1FB	6/384	CA
567818	929003030304	46677567811	13PAR38/LED/940/F40/DIM/GULW/T20 6/1FB	6/384	CA
567826	929003030404	46677567828	13PAR38/LED/950/F40/DIM/GULW/T20 6/1FB	6/384	CA, TN, PA

1. Tested to B50 L70 requirement. LED lifetime means the length of time (in hours) until half of the LED light sources maintain at least 70% of their initial lumen output (B50, L70).

2. See www.signify.com/warranties for details.

* When searching for DLC or NSF listings, please use the first 10-digits only.

Clearly defined beam spread enhancing the appearance of items on display



Why choose MasterClass MR16 LED Lamps?

- Compatible with most commonly available halogen transformers
- Average life rating of 25,000 hours¹
- No mercury allowing for non-hazardous waste disposal
- Emit virtually no UV/IR light in the beam
- 3-year limited warranty²



MasterClass MR16 LED lamps

Catalog Number	Model Number*	UPC Code	Product Description	Case/Pallet Qty	Distribution Center
MasterClass Warm Glow – MR16					
574400	929003087104	46677574406	6.5MR16/F25/2700-2200 DIM 12V	10/8160	PA
574418	929003087204	46677574413	6.5MR16/F35/2700-2200 DIM 12V	10/8160	PA
MasterClass ExpertColor – MR16					
573576	929003080704	46677573577	7.8MR16/PER/927/S10/Dim/EC/12V 10/1FB	10/8160	PA
573584	929003080804	46677573584	7.8MR16/PER/930/S10/Dim/EC/12V 10/1FB	10/8160	CA, TN, PA
MasterClass ExpertColor – MR16					
573600	929003081004	46677573607	7.8MR16/PER/927/F25/Dim/EC/12V 10/1FB	10/8160	CA, TN, PA
573618	929003081104	46677573614	7.8MR16/PER/930/F25/Dim/EC/12V 10/1FB	10/8160	CA, TN, PA
573626	929003081204	46677573621	7.8MR16/PER/940/F25/Dim/EC/12V 10/1FB	10/8160	PA
573634	929003081304	4677573638	7.8MR16/PER/927/F35/Dim/EC/12V 10/1FB	10/8160	PA
573642	929003081404	46677573645	7.8MR16/PER/930/F35/Dim/EC/12V 10/1FB	10/8160	PA
573659	929003081504	46677573652	7.8MR16/PER/940/F35/Dim/EC/12V 10/1FB	10/8160	CA, PA
573592	929003080904	46677573591	7.8MR16/PER/940/S10/Dim/EC/12V 10/1FB	10/8160	TN
470153	929001872704	46677530556	7.8MR16/PER/940/S10/Dim/EC/12V 10/1FB	10/6840	PA

1. Tested to B50 L70 requirement. LED lifetime means the length of time (in hours) until half of the LED light sources maintain at least 70% of their initial lumen output (B50, L70).

2. See www.signify.com/warranties for details.

* When searching for DLC or NSF listings, please use the first 10-digits only.



Single optic reduces glare to help improve shopping experience



Why choose Title 20 MR16 LED lamps?

- Average life rating of 25,000 hours¹
- Easy to replace/retrofit in most current halogen fixtures
- 3-year limited warranty²
- Complies with Title 20 and JA8 regulations
- No mercury allowing for non-hazardous waste disposal
- Emit virtually no UV/IR light in the beam

MasterClass Title 20 MR16 LED lamps

Catalog Number	Model Number*	UPC Code	Product Description	Case/Pallet Qty	Distribution Center
CorePro - MR16 dimmable					
479139	929001854304	46677479138	6.5MR16/LED/F25/927/D/EC/12V T20 10/1FB	10/6840	CA, TN, PA
573543	929003080404	46677573546	6.3MR16/LED/F25/930/D/EC/12V T20 10/1FB	10/6840	CA, TN, PA
577619	929003155304	46677577612	6.3MR16/LED/F25/935/DIM/12V T20 10/1FB	10/8160	CA
573550	929003080504	46677573553	6.3MR16/LED/F35/927/D/EC/12V T20 10/1FB	10/8160	CA
573568	929003080604	46677573560	6.3MR16/LED/F35/930/D/EC/12V T20 10/1FB	10/8160	CA

1. Tested to B50 L70 requirement. LED lifetime means the length of time (in hours) until half of the LED light sources maintain at least 70% of their initial lumen output (B50, L70).

2. See www.signify.com/warranties for details.

* When searching for DLC or NSF listings, please use the first 10-digits only.

Glass housing and single optic lens provides **crisp and uniform beam**



Why choose CorePro GU10 & MR16 LED Lamps?

- Suitable for use in enclosed fixtures¹
- "Perfect fit" mechanical design fits most MR16 fixtures
- Average life rating of 25,000 hours²
- 3-year limited warranty³



CorePro GU10 & MR16 LED lamps

Catalog Number	Model Number*	UPC Code	Product Description	Case/Pallet Qty	Distribution Center
CorePro Glass – GU10					
471565	929002055304	46677471569	4GU10/LED/927-22/F35/G/WG/T20 10/1	10/80	CA, TN, PA
468140	929002055504	46677468149	4GU10/LED/930/F35/DIM/G/120V T20 10/1	10/80	CA, TN, PA
CorePro Glass – MR16					
573865	929003076204	46677573867	7MR16/LED/827/F25/DIM 12V 10/1FB	10/8160	CA, TN, PA
573881	929003076404	46677573881	7MR16/LED/827/F35/DIM 12V 10/1FB	10/8160	CA, TN, PA
573873	929003076304	46677573874	7MR16/LED/830/F25/DIM 12V 10/1FB	10/8160	PA
573899	929003076504	46677573898	7MR16/LED/830/F35/DIM 12V 10/1FB	10/8160	CA, TN, PA
573907	929003072504	46677573904	8MR16/LED/827/F25/DIM 12V 10/1FB	10/8160	CA, TN, PA
573931	929003072704	46677573935	8MR16/LED/827/F35/DIM 12V 10/1FB	10/8160	CA, TN, PA
573915	929003072604	46677573911	8MR16/LED/830/F25/DIM 12V 10/1FB	10/8160	CA, TN, PA
573949	929003072804	46677573942	8MR16/LED/830/F35/DIM 12V 10/1FB	10/8160	CA, TN, PA
573955	929003072904	46677573959	8MR16/LED/840/F35/DIM 12V 10/1FB	10/8160	CA, TN
533521	929001881504	46677533526	8.5MR16/LED/840/F25/DIM 12V 10/1FB	10/8160	PA

1. See Technical Application Guide for complete details. All lamps include an over temperature protection (OTP) feature that systematically reduces the lamp power and consequently its internal temperature should it be subjected to abnormally high ambient temperature conditions.

2. Tested to B50 L70 requirement. LED lifetime means the length of time (in hours) until half of the LED light sources maintain at least 70% of their initial lumen output (B50, L70).

3. See www.signify.com/warranties for details.

* When searching for DLC or NSF listings, please use the first 10-digits only.



Best-in-class flux, intensity and beam quality



Why choose MasterClass AR111 LED Lamps?

- Saves 80% energy when compared to a 75W halogen AR111¹
- Excellent compatibility with most traditional halogen transformers
- “Perfect fit” mechanical design fits AR111 fixtures
- Anti-glare optical bridge to increase visual comfort
- Average life rating up to 40,000 hours²
- Up to 5-year limited warranty³

MasterClass AR111 LED lamps

Catalog Number	Model Number*	UPC Code	Product Description	Case/Pallet Qty	Distribution Center
MasterClass - AR111					
552448	929002238404	46677552442	12AR111/LED/927/S8/DIM/EC 12V 6/1FB	6/858	TN
552406	929002238504	46677552404	12AR111/LED/930/S8/DIM/EC 12V 6/1FB	6/858	TN
552414	929002239004	46677552411	16AR111/LED/927/F25/DIM/EC 12V FB 6/1	6/858	TN
552422	929002239104	46677552428	16AR111/LED/930/F25/DIM/EC 12V 6/1FB	6/858	TN
552430	929002239304	46677552435	16AR111/LED/927/F40/DIM/EC 12V 6/1FB	6/858	TN
552372	929002239604	46677552374	20AR111/LED/930/F15 DIM 12V 6/1FB	6/858	TN
552380	929002239804	46677552381	20AR111/LED/927/F25 DIM 12V 6/1FB	6/858	TN
552398	929002239904	46677552398	20AR111/LED/930/F25 DIM 12V 6/1FB	6/858	TN

1. Light output comparison based upon the ENERGY STAR® Integral LED Lamp Center Beam Intensity Benchmark tool which can be found at EnergyStar.gov/LEDbulbs.
 2. Tested to B50 L70 requirement. LED lifetime means the length of time (in hours) until half of the LED light sources maintain at least 70% of their initial lumen output (B50, L70).
 3. See www.signify.com/warranties for details.
 * When searching for DLC or NSF listings, please use the first 10-digits only.

LED Bulbs

CorePro Party A19 & PAR



A19 Glass Bulbs

A19 Plastic Bulbs

Glass PAR and A19 lamps are UL wet rated for indoor and outdoor use

Why choose CorePro Party A19 & PAR LED Lamps?

- Bright colorful lighting that offers a festive touch perfect for special occasions, parties and holidays
- LED A19 lamps are available in up to six colors in durable plastic or a classic glass finish
- Average life rating of 10,000 hours¹



CorePro Party A19 & PAR LED lamps

Catalog Number	Model Number*	UPC Code	Product Description	Case/Pallet Qty	Distribution Center
MasterClass Party Lamps – A19 (glass) non-dimming					
538256	929001937503	46677538255	4A19/LED/PURPLE/G/E26/ND 6/1BC	6/684	CA, TN, PA
538231	929001937303	46677538231	4A19/LED/BLUE/G/E26/ND 6/1BC	6/684	CA, TN, PA
538249	929001937403	46677538248	4A19/LED/GREEN/G/E26/ND 6/1BC	6/684	CA, TN, PA
538223	929001937203	46677538224	4A19/LED/YELLOW/G/E26/ND 6/1BC	6/684	CA, TN, PA
538215	929001937103	46677538217	4A19/LED/ORANGE/G/E26/ND 6/1BC	6/684	CA, TN, PA
538207	929001937003	46677538200	4A19/LED/RED/G/E26/ND 6/1BC	6/684	CA, TN, PA
MasterClass Party Lamps – A19 (plastic) non-dimming					
463208	929001224003	46677463205	8A19/LED/PURPLE/P/ND 120V 6/1BC	6/684	PA
463240	929001998005	46677463243	8A19/LED/BLUE/P/ND 120V 4/1FB	4/2240	PA
463281	929001997905	46677463281	8A19/LED/GREEN/P/ND 120V 4/1FB	4/2240	PA
463257	929001998105	46677463250	8A19/LED/YELLOW/P/ND 120V 4/1FB	4/2240	PA
463232	929001998203	46677463236	8A19/LED/ORANGE/P/ND 120V 6/1BC	6/684	PA, TN
463273	929001997805	46677463274	8A19/LED/RED/P/ND 120V 4/1FB	4/2240	PA
MasterClass Party Lamps – PAR38 non-dimming					
469072	929001306513	46677469078	13.5PAR38/BLUE/FLOOD/ND ULW 1/4	6/448	TN, PA
469098	929001306713	46677469092	13.5PAR38/GREEN/FLOOD/ND ULW 1/4	6/448	CA, TN, PA
469080	929001306613	46677469085	13.5PAR38/YELLOW/FLOOD/ND ULW 1/4	6/448	TN, PA
469106	929001306813	46677469108	13.5PAR38/RED/FLOOD/ND ULW 1/4	6/448	TN, PA



PAR38 Bulbs

¹ See www.signify.com/warranties for details.

* When searching for DLC or NSF listings, please use the first 10-digits only.



Superior light quality
with high performance
dimming



Why choose MasterClass A-Shape LED Lamps?

- Up to 90% energy savings compared to incandescent lamps¹
- Average life rating of 15,000 hours²
- Suitable for enclosed fixtures³
- No mercury allowing for non-hazardous waste disposal
- Title 20 qualified for California applications
- 3-year limited warranty⁴

MasterClass A-Shape LED lamps

Catalog Number	Model Number*	UPC Code	Product Description	Case/Pallet Qty	Distribution Center
A19 40W lamp equivalent dimming					
549485	929001969504	46677549480	5A19/PER/927-922/CL/G/E26/WGX 1FB T20	6/1872	CA, TN, PA
479428	929001940704	46677544522	5A19/PER/927-22/P/E26/WG 6/1FB T20	6/2430	CA, TN, PA
A19 60W lamp equivalent dimming					
479444	929001940904	46677544539	8.8A19/PER/927-22/P/E26/WG 6/1FB T20	6/2430	CA, TN, PA
549493	929001969604	46677549497	8A19/PER/927-922/CL/G/E26/WGX 1FB T20	6/1872	CA, TN, PA
A19 75W equivalent lamps dimming					
561000	929002285404	46677561000	12.2A19/PER/927-22/P/E26/WG 6/1FB T20	6/2430	CA, TN, PA
A19 100W equivalent lamps dimming					
561027	929002285504	46677561024	16A19/PER/927-22/P/E26/WG 6/1FB T20	6/2430	CA, TN, PA
A19 150W equivalent lamps dimming					
558221	929002343003	46677558222	29A21/PER/827-22/P/E26/WG/HO 4/1FB	4/1280	CA, TN, PA
3-way switching lamps					
556928	929002285003	46677556921	18A21/LED/927/P/E26/3WAY ND 4/1FB T20	4/1280	CA, TN, PA
556936	929002285103	46677556938	18.5A21/LED/927/P/E26/3WAY ND 4/1FB T20	4/1280	CA, TN, PA
Dusk to Dawn lamps					
557728	929002333603	46677557720	8.8A19/AMB/927/ND D2D 4/1FB T20	4/2280	CA, TN, PA

1. An 8.5W LED bulb uses up to 86% less energy than traditional incandescent bulbs.
 2. Tested to B50 L70 requirement. LED lifetime means the length of time (in hours) until half of the LED light sources maintain at least 70% of their initial lumen output (B50, L70).
 3. All MasterClass lamps listed on this page with the exception of the A21 150W equivalent lamps dimming (product number 558221) are suitable for enclosed fixtures.
 4. See www.signify.com/warranties for details.
 * When searching for DLC or NSF listings, please use the first 10-digits only.



PHILIPS

LED Bulbs

CorePro A-Shape



Uncompromising quality with dependable performance

Why choose CorePro A-Shape LED Lamps?

- Up to 90% energy savings compared to incandescent lamps¹
- Average life rating of 15,000 hours²
- Selection of lamps suitable for enclosed fixtures
- No mercury allowing for non hazardous waste disposal
- Select lamps Title 20 qualified for California applications
- Expanded dimmable/non-dimmable portfolio



CorePro A-Shape LED lamps

Cat. No.	Model No.*	UPC Code	Product Description	C/P	Dist. Ctr
A19 40W lamp equivalent dimming					
566795	929001950933	46677556792	4.5A19/VIN/820/E26/CL/GL/DIM 4/1FB T20	4/1764	CA, TN, PA
550400	929002035704	46677550400	5A19/PER/927/P/E26/DIM 6/1FB T20	6/2430	PA, CA
550418	929002035804	46677550417	5A19/PER/930/P/E26/DIM 6/1FB T20	6/2430	PA, TN
547042	929002035904	46677547042	5A19/PER/940/P/E26/DIM 6/1FB T20	6/2430	CA, TN, PA
550426	929002036004	46677550424	5A19/PER/950/P/E26/DIM 6/1FB T20	6/2430	CA, TN, PA
549220	929002207804	46677549220	5A19/PER/950/CL/G/E26/DIM 1FB T20	10/1840	TN
A19 40W lamp equivalent non-dimming					
565085	929003004504	46677565084	5A19/LED/927/FR/P/ND 4/1FB	4/2520	TN
571588	929003019904	46677571580	5A19/LED/927/P/E26/ND 6/1FB T20	6/2430	CA
565093	929003004604	46677565091	5A19/LED/930/FR/P/ND 4/1FB	4/2520	PA
571596	929003020004	46677571597	5A19/LED/930/P/E26/ND 6/1FB T20	6/2430	CA
565100	929003004704	46677565107	5A19/LED/950/FR/P/ND 4/1FB	4/2520	PA
571604	929003020104	46677571603	5A19/LED/950/P/E26/ND/T20 6/1FB	6/2430	CA, TN, PA
A19 60W lamp equivalent dimming					
550434	929002036104	46677550431	8.8A19/PER/927/P/E26/DIM 6/1FB T20	6/2430	CA, TN, PA
550442	929002036204	46677550448	8.8A19/PER/930/P/E26/DIM 6/1FB T20	6/2430	CA, TN, PA
557660	929002327504	46677557669	8.8A19/PER/930/P/GU24/DIM 6/1FB T20	6/2430	TN
545897	929002032304	46677545895	8.8A19/PER/940/P/E26/DIM 6/1FB T20	6/2430	CA, TN, PA
550459	929002036304	46677550455	8.8A19/PER/950/P/E26/DIM 6/1FB T20	6/2430	CA, TN, PA
A19 60W lamp equivalent non-dimming					
571612	929003020204	46677571610	8.8A19/LED/927/P/E26/ND/T20 6/1FB	6/2430	CA, TN, PA
565119	929003004804	46677565114	8.5A19/LED/927/FR/P/ND 4/1FB	4/2520	TN, PA
571620	929003020304	46677571627	8.8A19/LED/930/P/E26/ND 6/1FB T20	6/2430	CA
565127	929003004904	46677565121	8.5A19/LED/930/FR/P/ND 4/1FB	4/2520	PA
571638	929003020404	46677571634	8.8A19/LED/950/P/E26/ND/T20 6/1FB	6/2430	CA, TN, PA
565135	929003005004	46677565138	8.5A19/LED/950/FR/P/ND 4/1FB	4/2520	PA
A19 75W equivalent lamps dimming					
561035	929002385204	46677561031	12.2A19/PER/927/P/E26/DIM 6/1FB T20	6/2430	CA, TN, PA
561043	929002385304	46677561048	12.2A19/PER/930/P/E26/DIM 6/1FB T20	6/2430	CA, TN, PA
561050	929002385404	46677561055	12.2A19/PER/940/P/E26/DIM 6/1FB T20	6/2430	CA, TN, PA
560994	929002285204	46677560997	12.2A19/PER/950/P/E26/DIM 6/1FB T20	6/2430	CA, TN, PA

Cat. No.	Model No.*	UPC Code	Product Description	C/P	Dist. Ctr
A19/A21 75W lamp equivalent non-dimming					
565143	929003005104	46677565145	10A19/LED/927/FR/P/ND 4/1FB	4/2520	CA, TN, PA
565150	929003005204	46677565152	10A19/LED/930/FR/P/ND 4/1FB	4/2520	PA
565168	929003005304	46677565169	10A19/LED/950/FR/P/ND 4/1FB	4/2520	CA, TN, PA
571646	929003020504	46677571641	12.2A19/LED/927/P/E26/ND/T20 6/1FB	6/2430	CA, TN, PA
571653	929003020604	46677571658	12.2A19/LED/930/P/E26/ND 6/1FB T20	6/2430	CA
571661	929003020704	46677571665	12.2A19/LED/950/P/E26/ND/T20 6/1FB	6/2430	CA, PA
A19/A21 100W equivalent lamps dimming					
561068	929002385504	46677561062	16A19/PER/927/P/E26/DIM 6/1FB T20	6/2430	CA, TN, PA
561076	929002385604	46677561079	16A19/PER/930/P/E26/DIM 6/1FB T20	6/2430	CA, TN, PA
561456	929002385704	46677561451	16A19/PER/940/P/E26/DIM 6/1FB T20	6/2430	CA, TN, PA
561019	929002285304	46677561017	16A19/PER/950/P/E26/DIM 6/1FB T20	6/2430	CA, TN, PA
A21 100W lamp equivalent non-dimming					
565176	929003005404	46677565176	13.5A19/LED/927/FR/P/ND 4/1FB	4/2268	CA, TN, PA
565184	929003005504	46677565183	13.5A19/LED/930/FR/P/ND 4/1FB	4/2268	PA
565192	929003005604	46677565190	13.5A19/LED/950/FR/P/ND 4/1FB	4/2268	CA, TN, PA
571679	929003020804	46677571672	16.6A19/LED/927/FR/P/E26/ND/T20 6/1FB	6/2430	CA, TN, PA
571687	929003020904	46677571689	16.6A19/LED/930/FR/P/E26/ND/T20 6/1FB	6/2430	CA, TN, PA
554485	929002227704	46677554484	16.6A21/LED/950/P/E26/ND 6/1FB T20	6/1260	CA, TN, PA
571695	929003021004	46677571696	16.6A19/LED/950/P/E26/ND 6/1FB T20	6/2430	CA, TN, PA
A21 150W equivalent lamps dimming					
557678	929002327604	46677557676	16A21/PER/930/P/GU24/DIM 6/1FB T20	6/1440	TN
558239	929002343103	46677558239	29A21/PER/850/P/E26/DIM/HO 4/1FB	4/1280	CA, TN, PA

* When searching for DLC or NSF listings, please use the first 10-digits only.





Smooth dimming
down to 10%



Why choose Reflector LED Lamps?

- Average life rating of 15,000 hours¹
- Suitable for enclosed fixtures
- Dimmable reflectors are Title 20 qualified for California applications
- No mercury allowing for non-hazardous waste disposal

Reflector LED lamps

Cat. No.	Model No.*	UPC Code	Product Description	C/P Qty	Dist. Center
R20 45W equivalent lamps dimming					
456979	929002008904	46677456979	5R20/PER/927-22/P/E26/WG 6/1FB T20	6/2340	CA, TN, PA
553883	929002092204	46677553883	5R20/PER/927/P/E26/DIM 6/1FB T20	6/2340	TN
547406	929002035304	46677547400	5R20/PER/930/P/E26/DIM 6/1FB T20	6/2340	TN
547414	929002035404	46677547417	5R20/PER/940/P/E26/DIM 6/1FB T20	6/2340	TN
548123	929002204063	46677548124	5R20/PER/950/P/E26/DIM 6/1FB T20	6/2340	TN
BR30 65W equivalent lamps dimming					
457044	929001870334	46677457044	7.2BR30/PER/922-27/P/E26/WG 6/1FB T20	4/960	CA, TN, PA
553891	929002092304	46677553890	7.2BR30/PER/927/P/E26/DIM 6/1FB T20	6/960	CA, TN, PA
545905	929002032104	46677545901	7.2BR30/PER/930/P/E26/DIM 6/1FB T20	6/960	CA, TN, PA
545913	929002032204	46677545918	7.2BR30/PER/940/P/E26/DIM 6/1FB T20	6/960	CA
548107	929002204163	46677548100	7.2BR30/PER/950/P/E26/DIM 6/1FB T20	3/120	CA, TN, PA
BR30 lamps non-dimming					
541010	929001947903	46677541019	9 BR30/LED/827/FR/P/ND 6/1FB	6/960	CA, TN, PA
BR30 100W equivalent lamps dimming					
558023	929002351403	46677558024	15BR30/PER/927-22/E26/WG/HO 4/1FB T20	4/864	CA, TN, PA
558031	929002351303	46677558031	15BR30/PER/950/E26/DIM/HO 4/1FB T20	4/864	CA, TN, PA

Cat. No.	Model No.*	UPC Code	Product Description	C/P Qty	Dist. Center
BR40W 65W equivalent lamps dimming					
457010	929002009104	46677457013	8.8BR40/PER/927-22/P/E26/WG 6/1FB T20	6/432	CA, TN, PA
553909	929002092404	46677553906	8.8BR40/PER/927/P/E26/DIM 6/1FB T20	6/432	TN
547422	929002035504	46677547424	8.8BR40/PER/930/P/E26/DIM 6/1FB T20	6/432	TN
547430	929002035604	46677547431	8.8BR40/PER/940/P/E26/DIM 6/1FB T20	6/432	TN
548115	929002204263	46677548117	8.8BR40/PER/950/P/E26/DIM 6/1FB T20	6/432	CA, TN, PA
BR40 150W equivalent lamps dimming					
558049	929002351203	46677558048	20BR40/PER/927-22/E26/WG/HO 4/1FB T20	4/384	CA, TN, PA
558056	929002351503	46677558055	20BR40/PER/950/E26/DIM/HO 4/1FB T20	4/384	CA, TN, PA

1. Tested to B50 L70 requirement. LED lifetime means the length of time (in hours) until half of the LED light sources maintain at least 70% of their initial lumen output (B50, L70).
* When searching for DLC or NSF listings, please use the first 10-digits only.



Excellent color consistency and high color rendering

Why choose Decorative A15 & S14 LED Lamps?

- Up to 80% energy savings compared to standard incandescent lamps
- Average life rating of 15,000 hours¹
- Certain models dim to a warm glow similar to incandescent lamps
- Wet location rated for indoor and outdoor use
- Selection of candelabra and medium based lamps
- Title 20 qualified for California applications



Decorative A15 & S14 LED lamps

Catalog Number	Model Number*	UPC Code	Product Description	Case/Pallet Qty	Distribution Center
A15 25W equivalent lamps dimming					
556555	929002260203	46677556556	3.3A15/VIN/820/E26/CL/GL/DIM 4/1BC T20	4/2720	CA, TN, PA
A15 40W equivalent lamps dimming					
549386	929002208304	46677549381	3.8A15/PER/927-922/CL/G/E26/WGX1FB T20	10/3500	TN
549378	929002208104	46677549374	3.8A15/PER/927-922/CL/G/E12/WGX1FB T20	10/3500	TN
548305	929002209004	46677548308	5A15/PER/950/CL/G/E26/DIM 1FB T20	10/3500	TN
A15 60W equivalent lamps dimming					
549402	929002208604	46677549404	5.5A15/PER/927-922/CL/G/E26/WGX1FB	10/3500	CA, TN, PA
549394	929002208404	46677549398	5.5A15/PER/927-922/CL/G/E12/WGX1FB	10/3500	TN
S14 10W equivalent lamps non-dimming					
575209	929003082704	46677575205	1S14/VIN/827/CL/G/E26/ND 1CT	10/3500	CA

1. Tested to B50 L70 requirement. LED lifetime means the length of time (in hours) until half of the LED light sources maintain at least 70% of their initial lumen output (B50, L70).
 2. See www.signify.com/warranties for details.
 * When searching for DLC or NSF listings, please use the first 10-digits only.





Excellent color consistency and high color rendering



Why choose Globe LED Lamps?

- Up to 80% energy savings compared to standard incandescent lamps
- Average life rating of 15,000 hours¹
- Smooth dimming down to 10%
- Certain models dim to a warm glow similar to incandescent lamps
- Wet location rated models can be used inside or outside
- Title 20 qualified for California applications

Globes G16.5 & G25 LED lamps

Cat. No.	Model No.*	UPC Code	Product Description	C/P Qty	Dist. Center
G16.5 25W equivalent lamps dimming					
549253	929002204804	46677549251	2.7G16.5/PER/927-922/CL/G/E26/WGX 1FBT20	10/3500	TN
549261	929002204904	46677549268	2.7G16.5/PER/927-922/CL/G/E12/WGX 1FBT20	10/3500	TN
537597	929001951353	46677537593	4.5G16.5/VIN/820/E12/CL/GL/DIM 4/BC T20	4/720	CA, TN, PA
543157	929002001403	46677543150	3G16.5/MOD/840/E12/CL/GL/DIM 4/BC	4/720	TN
G16.5 40W equivalent lamps dimming					
549279	929002205004	46677549275	3.8G16.5/PER/927-922/CL/G/E26/WGX 1FBT20	10/3500	TN
549287	929002205104	46677549282	3.8G16.5/PER/927-922/CL/G/E12/WGX 1FBT20	10/3500	TN
549311	929002205404	46677549312	3.8G16.5/PER/927-922/FR/G/E26/WGX 1FBT20	10/3500	TN
549295	929002205204	46677549299	5.5G16.5/PER/927-922/CL/G/E26/WGX 1FBT20	10/3500	CA, TN, PA
G25 25W equivalent lamps dimming					
549352	929002204704	46677549350	2.7G25/PER/927-922/CL/G/E26/WGX1FB T20	10/800	TN
549360	929002208004	46677549367	2.7G25/PER/927-922/FR/G/E26/WGX1FB T20	10/800	TN
543124	929002000803	46677543129	4G25/MOD/840/E26/CL/GL/DIM 4/1BC	4/380	CA, TN, PA

Cat. No.	Model No.*	UPC Code	Product Description	C/P Qty	Dist. Center
G25 40W equivalent lamps dimming					
549501	929001969704	46677549503	3.8G25/PER/927-922/CL/G/E26/WGX1FB T20	10/800	TN
573345	929003084803	46677549503	3.5G25/PER/UD/CL/G/E26/WGD 4/2FP T20	4/336	TN
549527	929001969904	46677549527	3.8G25/PER/927-922/FR/G/E26/WGX1FB T20	10/800	TN
573352	929003085003	46677573355	3.5G25/PER/UD/FR/G/E26/WGD 4/2FP T20	4/336	TN
573337	929003084903	46677573331	3.5G25/PER/UD50/CL/G/E26/D 4/2PFT20	4/336	TN
549204	929002206904	46677549206	3.8G25/PER/950/FR/G/E26/DIM 1FBT20	10/800	TN
575217	929003099803	46677575212	3.5G25/PER/UD50/E26/FR/G/D 4/2PFT20	4/336	TN
537589	929001951253	46677537586	4.5G25/VIN/820/E26/CL/GL/DIM 4/1BC T20	4/380	CA, TN, PA
556811	929001951233	46677556815	4.5G25/VIN/820/E26/CL/GL/DIM 4/FBH T20	4/1080	CA, TN, PA
G25 60W equivalent lamps dimming					
549519	929001969804	46677549510	5.5G25/PER/927-922/CL/G/E26/WGX1FB T20	10/800	CA, TN, PA
549535	929001970004	46677549534	5.5G25/PER/927-922/FR/G/E26/WGX1FB T20	10/800	TN
549212	929002207004	46677549213	5.5G25/PER/950/FR/G/E26/DIM 1FBT20	10/800	TN
565887	929002989503	46677565886	5.5G25/PER/950/FR/G/E26/DIM 1FBT20	4/432	TN
564914	929002991403	46677564919	5G25/PER/UD50/CL/G/E26/D 4/2PFT20	4/336	TN

1. Tested to B50 L70 requirement. LED lifetime means the length of time (in hours) until half of the LED light sources maintain at least 70% of their initial lumen output (B50, L70).
* When searching for DLC or NSF listings, please use the first 10-digits only.



PHILIPS

LED Bulbs

MasterClass Designer



Vintage, modern and clear colors for multiple room aesthetics

Why choose MasterClass Designer LED Lamps?

- Increased energy savings when compared to standard incandescent lamps
- Average life rating of 15,000 hours¹
- Smooth dimming down to 10%
- Certain models dim to a warm glow similar to incandescent lamps
- Wet location rated models can be used inside or outside
- Title 20 qualified for California applications



MasterClass Designer LED lamps

Catalog Number	Model Number*	UPC Code	Product Description	Case/Pallet Qty	Distribution Center
ST19					
556530	929002296003	46677556532	5.5ST19/PER/927-922/CL/G/E26/WGX T20	4/1288	CA, TN, PA
556548	929002296103	46677556549	5.5ST19/PER/950/CL/G/E26/DIM 1FB T20	4/1288	CA, TN, PA
556803	929001951033	46677556808	5ST19/VIN/820/E26/CL/GL/DIM 4/1FB T20	4/1288	CA, TN, PA
T10					
565671	929002987403	46677565671	4.5T10/VIN/820/E26/CL/GL/DIM 4/FBH T20	4/558	TN
543132	929002000903	46677543136	4T10/MOD/840/E26/CL/GL/DIM 4/1BC	4/1032	CA, TN, PA
T20					
536284	929001936503	46677536282	7.5T20/VIN/820/CL/G/DIM 2/1CT	2/168	CA, TN, PA
536318	929001936803	46677536312	7.5T20/modern/840/CL/G/DIM 2/1CT	2/168	CA, TN, PA
A50					
536276	929001936403	46677536275	7.5A50/VIN/820/CL/G/DIM 2/1CT	2/78	CA, TN, PA
536300	929001936703	46677536305	7.5A50/modern/840/CL/G/DIM 2/1CT	2/78	CA, TN, PA
G63					
536268	929001936303	46677536268	7.5G63/VIN/820/CL/G/DIM 2/1CT	2/48	CA, TN, PA
536292	929001936603	46677536299	7.5G63/modern/840/CL/G/DIM 2/1CT	2/48	CA, TN, PA

1. Tested to B50 L70 requirement. LED lifetime means the length of time (in hours) until half of the LED light sources maintain at least 70% of their initial lumen output (B50, L70).

* When searching for DLC or NSF listings, please use the first 10-digits only.





Increased energy savings compared to standard incandescent lamps



Why choose Candle LED Lamps?

- Selection of clear and vintage, angled and blunt tip lamps for various aesthetic applications
- Average life rating of 15,000 hours¹
- Smooth dimming down to 10%
- Certain models dim to a warm glow similar to incandescent lamps
- Excellent color consistency and high color rendering

Candles B11/BA11 & F15 LED lamps

Cat. No.	Model No.*	UPC Code	Product Description	C/P Qty	Dist. Center
B11/BA11 Candles 25W equivalent lamps dimming					
566653	929002991803	46677566654	2.3BA11/PER/UD/CL/G/E12/WGD 6/3PFT20	6/1179	TN
549246	929002204304	46677549244	2BA11/PER/927-922/CL/G/E12/WGX 1FB T20	10/4000	TN
B11/BA11 Candles 40W equivalent lamps dimming					
549584	929002047204	46677549589	3.3B11/PER/927-922/CL/G/E26/WGX1FB T20	10/4320	CA, TN, PA
549550	929001969304	46677549558	3.3BA11/PER/927-922/CL/G/E26/WGX 1FB T20	10/4320	PA
549154	929002206004	46677549152	3.3B11/PER/950/CL/G/E26/DIM 1FBT20	10/4320	TN
549139	929002205804	46677549138	3.3BA11/PER/950/CL/G/E26/DIM 1FB T20	10/4320	PA
549568	929001969404	46677549565	3.3B11/PER/927-922/CL/G/E12/WGX 1FB T20	10/4320	CA, TN, PA
549147	929002205904	46677549145	3.3B11/PER/950/CL/G/E12/DIM 1FBT20	10/4320	TN
549121	929002205704	46677549121	3.3BA11/PER/950/CL/G/E12/DIM 1FB T20	10/4000	PA
549543	929001969204	46677549541	3.3BA11/PER/927-922/CL/G/E12/WGX 1FB T20	10/4000	CA, TN, PA
556845	929001951133	46677556846	4.5BA11/VIN/820/E12/CL/GL/DIM 4/FBHT20	4/2880	CA, TN, PA
556852	929001951433	46677556853	4.5B11/VIN/820/E12/CL/GL/DIM FBH T20	4/3240	CA, TN, PA

Cat. No.	Model No.*	UPC Code	Product Description	C/P Qty	Dist. Center
B11/BA11 Candles 60W equivalent lamps dimming					
575183	929003082404	46677575182	5BA11/PER/CR195WG/FR/G/E26/WGD 1CT	10/4000	CA
575175	929003094904	46677575175	5B11/PER/CR195WG/FR/G/E26/WGD 1CT	10/4320	CA
575167	929002990804	46677575168	5BA11/PER/CR195WG/FR/G/E12/WGD 1CT	10/4000	CA
575191	929003082504	46677575199	5B11/PER/CR195WG/FR/G/E12/WGD 1CT	10/4320	CA
549337	929002204504	46677549336	5.5B11/PER/927-922/CL/G/E12/WGX 1FB T20	10/4320	CA, TN, PA
549345	929002204604	46677549343	5.5B11/PER/927-922/CL/G/E26/WGX 1FB T20	10/4320	CA, TN, PA
549576	929001970104	46677549572	5.5BA11/PER/927-922/CL/G/E26/WGX 1FB T20	10/4320	TN
550250	929002051304	46677550257	5.5BA11/PER/927-922/CL/G/E12/WGX 1FB T20	10/4000	PA
549410	929002206304	46677549411	5.5B11/PER/950/CL/G/E12/DIM 1FBT20	10/4320	TN
564922	929002991503	46677564926	5BA11/PER/UD50/CL/G/E26/D 6/3PF T20	6/1176	TN
F15 Candle 60W equivalent lamp dimming					
547959	929002091503	46677547950	5.5F15/PER/927-922/CL/G/E26/WGX 1BC T20	4/720	CA, TN, PA
B11/BA11 Candles 75W equivalent lamps dimming					
557462	929002295604	46677557461	6.6BA11/PER/927-922/CL/G/E26/WGX T20	6/4320	CA, TN, PA
557470	929002295704	46677557478	6.6BA11/PER/927-922/CL/G/E12/WGX T20	6/3840	CA, TN, PA
557488	929002295804	46677557485	6.6BA11/PER/950/CL/G/E26/DIM 1FB T20	6/4320	CA, TN, PA
557496	929002295904	46677557492	6.6BA11/PER/950/CL/G/E12/DIM 1FB T20	6/3840	CA, TN, PA

1. Tested to B50 L70 requirement. LED lifetime means the length of time (in hours) until half of the LED light sources maintain at least 70% of their initial lumen output (B50, L70).

* When searching for DLC or NSF listings, please use the first 10-digits only.

PHILIPS

LED Bulbs

UFO



Less glare through
increased surface space

Why choose UFO LED Lamps?

- Highly efficient, modern aesthetic lamp and fixture in one
- Average life rating of 15,000 hours¹
- Lowers maintenance costs by reducing relamp frequency
- Contains no mercury
- Rugged plastic design



UFO LED lamps

Catalog Number	Model Number*	UPC Code	Product Description	Case/Pallet Qty	Distribution Center
UFO 75W equivalent lamps					
561654	929002010503	46677561659	16UFO/LED/830/FR/P/ND 4/1FB	4/408	CA, TN, PA
545110	929002010605	46677545116	16UFO/LED/865/FR/P/ND 6/1FB	6/360	TN
576990	929002010553	46677576998	16UFO/PER/830/FR/P/E26/ND 4/1PF	4/408	TN
UFO 125W equivalent lamps					
545137	929002010805	46677545130	26UFO/LED/865/FR/P/ND 6/1FB	6/270	TN
577007	929002010753	46677577001	26UFO/PER/830/FR/P/E26/ND 4/1PF P/C	4/280	TN

1. Tested to B50 L70 requirement. LED lifetime means the length of time (in hours) until half of the LED light sources maintain at least 70% of their initial lumen output (B50, L70).

2. See www.signify.com/warranties for details.

* When searching for DLC or NSF listings, please use the first 10-digits only.



Unique designs provide form factors to fit standard applications



Why choose MasterClass Specialty LED Lamps?

- Huge energy savings when compared to halogen and incandescent lamps
- Average life rating of 15,000 hours¹
- Suitable for damp applications
- Lamps in this portfolio fit a variety of applications from task lighting in hotel and restaurants, landscape lighting and are ideal for decorative and ambient applications and more

MasterClass Specialty LED lamps

Catalog Number	Model Number*	UPC Code	Product Description	Case/Pallet Qty	Distribution Center
MasterClass non-dimming lamps					
475418	929002389636	46677475413	2T5/LED/830/ND/Wedge/12V/BC/2PK 6/2	12/4800	CA, TN, PA
477166	929001844003	46677477165	1T3/LED/830/G4/ND/12V 6/1BC	6/2400	CA, TN, PA
477174	929001844203	46677477172	2T3/LED/830/G4/ND 12V 6/1BC	6/2400	CA, TN, PA
477240	929001844425	46677477240	2T3/PER/830/ND/GY6.35/12V 6/1BC	6/2142	CA, TN, PA
533455	929002389596	46677475543	1.2T5/SPC/830/ND/12V/Wedge/BC/2PK 6/2	12/4800	CA, TN, PA
534263	929001840835	46677534264	3.6T3/PER/830/ND/G9/120V 6/3BC	6/1932	PA
465138	929001266825	46677465131	3T3/PER/830/ND/G9/120V 6/1BC	6/2142	TN
471946	929001357525	46677471941	7.5R7S/PER/830/ND/120V 4/1BC	4/1372	CA
471952	929001373325	46677471958	14R7S/PER/830/ND/120V 4/1BC	4/1176	PA
462977	929001224603	46677462970	BC0.5C7/LED/827/E12/ND 120V 2pk	6/1974	TN

1. Tested to B50 L70 requirement. LED lifetime means the length of time (in hours) until half of the LED light sources maintain at least 70% of their initial lumen output (B50, L70).

* When searching for DLC or NSF listings, please use the first 10-digits only.

Conventional lamps



Conventional lamps



Integrated CFL 105



Pin-Based CFL 106



T5, T8 & T12 Fluorescent 108



High Intensity Discharge (HID) 111



Halogen Reflectors 114



Incandescent 115



Why choose Integrated CFL Lamps?

- Shape and size similar to an incandescent A19
- Fits into incandescent fixtures
- Available in a wide variety of color temperatures
- Energy saving replacement for incandescent bulbs

Integrated Compact Fluorescent (CFL) lamps

Catalog Number	Model Number	UPC Code	Product Description	Base	Lumens	CCT (K)	Case/Pallet Qty	Distribution Center
GU24 Compact Fluorescent								
454199	929689791101	46677454197	EL/mdTQS 13W GU24	GU24	900	2,700	6/3360	TN
454165	929689791201	46677454166	EL/mdTQS 13W GU24 4100K	GU24	900	4,100	6/2226	TN
454207	929689791301	46677454203	EL/mdTQS 18W GU24	GU24	1250	2,700	6/1890	PA, CA, TN
454215	929689791501	46677454210	EL/mdTQS 23W GU24	GU24	1600	2,700	6/1872	PA
Compact Fluorescent Twister								
414086	929689022201	46677414085	EL/mdTQS 26W T2 4.1K	Medium Screw	1800	4,100	6/1632	TN
414094	929689022301	46677414092	EL/mdTQS 26W T2 5K	Medium Screw	1700	5,000	6/1632	PA
413996	929689749502	46677413996	EL/mdTQ 13W T2	Medium Screw	900	2,700	6/2700	PA, CA, TN
414011	929689749901	46677414016	EL/mdTQ 23W T2	Medium Screw	1600	2,700	6/1872	PA, CA, TN
414045	929689799204	46677414047	EL/mdTQ 13W T2 5k	Medium Screw	860	5,000	6/2700	TN
414078	929689799304	46677414078	EL/mdTQ 23W T2 5k	Medium Screw	1500	5,000	6/1332	TN
414037	929689799501	46677414030	EL/mdTQ 13W T2 4.1k	Medium Screw	900	4,100	6/2700	PA, CA, TN
414060	929689799701	46677414061	EL/mdTQ 23W T2 4.1k	Medium Screw	1600	4,100	6/1872	PA, CA, TN



Why choose Pin-Based CFL Lamps?

- Broad range of color temperatures available in 2700K, 3500K and 4100K
- Extended relamping cycles with up to 20,000 hours rated average life (based on 12 hours per start)
- High light output in a compact size with 80%+ lumen maintenance
- Energy saving system available without changing a ballast



Pin-Based Compact Fluorescent (CFL) lamps

Catalog Number	Model Number	UPC Code	Product Description	Base	Lumens	CCT (K)	Case/Pallet Qty	Distribution Center
PL-S 2-pin Compact Fluorescent								
146712	927900682721	46677146719	PL-S 5W/827/2P/ALTO	G23	250	2,700	10/3250	PA, TN
148718	927901282721	46677148713	PL-S 7W/827/2P/ALTO	G23	400	2,700	10/8960	PA
148734	927901284121	46677148737	PL-S 7W/841/2P/ALTO	G23	400	4,100	10/3300	PA
148676	927901882721	46677148676	PL-S 9W/827/2P/ALTO	G23	600	2,700	10/7420	PA, CA, TN
148700	927901884121	46677148706	PL-S 9W/841/2P/ALTO	G23	600	4,100	10/7420	PA, CA, TN
146811	927902782721	46677146818	PL-S 13W/827/2P/ALTO	GX23	825	2,700	10/6720	PA, CA, TN
146845	927902783521	46677146849	PL-S 13W/835/2P/ALTO	GX23	825	3,500	10/6720	PA, CA, TN
146852	927902784121	46677146856	PL-S 13W/841/2P/ALTO	GX23	825	4,100	10/6720	PA, CA, TN
146878	927902785021	46677146870	PL-S 13W/850/2P/ALTO	GX23	800	5,000	10/6720	PA, CA, TN
PL-C 2-pin Compact Fluorescent								
383109	927904982730	46677109530	PL-C ALTO 13W/827 GX23-2 /2P 1CT	GX23-2	860	2,700	10/5250	PA, CA, TN
383125	927904983530	46677111618	PL-C ALTO 13W/835 GX23-2 /2P 1CT	GX23-2	860	-	10/5250	PA, TN
383133	927904984030	46677110987	PL-C ALTO 13W/841 GX23-2 /2P 1CT	GX23-2	860	4,000	10/5250	PA, TN
383166	927905782730	46677109547	PL-C 18W/827/2P/ALTO 10PK	G24D-2	1250	-	10/4500	TN
383182	927905783530	46677111632	PL-C 18W/835/2P/ALTO 10PK	G24D-2	1250	-	10/4500	PA, CA, TN
383190	927905784030	46677111663	PL-C 18W/841/2P/ALTO 10PK	G24D-2	1250	-	10/4500	TN
383216	927906182730	46677109554	PL-C 26W/827/2P/ALTO 10PK	G24D-3	1800	-	10/3750	PA, TN
383224	927906183030	46677114947	PL-C 26W/830/2P/ALTO 10PK	G24D-3	1800	-	10/3750	PA
383232	927906183530	46677111649	PL-C 26W/835/2P/ALTO 10PK	G24D-3	1800	3,500	10/3750	PA, TN
383240	927906184030	46677111670	PL-C 26W/841/2P/ALTO 10PK	G24D-3	1800	-	10/3750	PA, CA, TN



(continued)

Pin-Based Compact Fluorescent (CFL) lamps

Catalog Number	Model Number	UPC Code	Product Description	Base	Lumens	CCT (K)	Case/Pallet Qty	Distribution Center
PL-C 4-pin Compact Fluorescent								
383257	927907182730	46677110727	PL-C 13W/827/4P/ALTO 10PK	G24Q-1	900	2,700	10/4500	PA, TN
383265	927907183030	46677359348	PL-C 13W/830/4P/ALTO 10PK	G24Q-1	900	—	10/4500	PA, TN
383273	927907183530	46677237745	PL-C 13W/835/4P/ALTO 10PK	G24Q-1	900	3,500	10/4500	PA, CA, TN
383281	927907184030	46677240004	PL-C 13W/841/4P/ALTO 10PK	G24Q-1	900	4,000	10/4500	PA, CA, TN
383299	927907282730	46677110734	PL-C 18W/827/4P/ALTO 10PK	G24Q-2	1,250	2,700	10/4500	PA, CA, TN
383307	927907283030	46677359355	PL-C 18W/830/4P/ALTO 10PK	G24Q-2	1,250	—	10/4500	PA, TN
383323	927907283530	46677240042	PL-C 18W/835/4P/ALTO 10PK	G24Q-2	1,250	3,500	10/4500	PA, CA, TN
383331	927907284030	46677240059	PL-C 18W/841/4P/ALTO 10PK	G24Q-2	1,200	—	10/4500	PA, CA, TN
220418	927906884020	46677220419	PL-C 18W/841/XEW/4P/ALTO 14W	GX24Q-2	1,100	4,000	10/5250	PA, CA, TN
383372	927907384030	46677111779	PL-C 26W/41/4P/ALTO 10PK	G24Q-3	1,800	4,000	10/3750	PA, CA, TN
383349	927907382730	46677110741	PL-C 26W/827/4P/ALTO 10PK	G24Q-3	1,800	2,700	10/3750	PA, CA, TN
383356	927907383030	46677240257	PL-C 26W/830/4P/ALTO 10PK	G24Q-3	1,800	—	10/3750	PA, TN
383364	927907383530	46677111748	PL-C 26W/835/4P/ALTO 10PK	G24Q-3	1,800	3,500	10/5250	PA, CA, TN
220475	927906783520	46677220471	PL-C 26W/835/XEW/4P/ALTO 21W	GX24Q-3	1,525	3,500	10/5250	PA
PL-L 4-pin Compact Fluorescent								
345009	927903108321	46677345006	PL-L 18W/830/4P	2G11	1,250	3,000	25/4000	PA
359323	927903183521	46677359324	PL-L 18W/835/4P	2G11	1,250	3,500	25/4000	PA, CA
345017	927903108421	46677345013	PL-L 18W/841/4P	2G11	1,250	4,100	25/1200	PA
345058	927903308321	46677345051	PL-L 24W/830/4P	2G11	1,800	3,000	25/2600	PA, TN
359331	927903383521	46677359331	PL-L 24W/835/4P	2G11	1,800	3,500	25/800	PA
345082	927903308421	46677345082	PL-L 24W/841/4P	2G11	1,800	4,000	25/800	TN
345116	927904508321	46677345112	PL-L 36W/830/4P	2G11	2,900	3,000	25/2000	PA
349423	927904583521	46677349424	PL-L 36W/835/4P	2G11	2,900	3,500	25/2000	PA, TN
345132	927904508421	46677345136	PL-L 36W/841/4P	2G11	2,900	4,000	25/2000	PA, TN
300426	927908008329	46677111786	PL-L 40W/830/4P/RS/IS	2G11	3,300	3,000	25/1750	PA, TN
209130	927908383021	46677209131	PL-L 40W/830/XEW/4P/IS 25W	2G11	2,600	3,000	25/1750	PA
300434	927908083529	46677111793	PL-L 40W/835/4P/RS/IS	2G11	3,300	3,500	25/1750	PA, CA, TN
209148	927908383521	46677209148	PL-L 40W/835/XEW/4P/IS 25W	2G11	2,600	3,500	25/1750	PA
300442	927908008429	46677111809	PL-L 40W/841/4P/RS/IS	2G11	3,300	4,000	25/1750	PA, CA, TN
209155	927908384121	46677209155	PL-L 40W/841/XEW/4P/IS 25W	2G11	2,600	4,100	25/400	PA
347534	927908583527	46677112684	PL-L 50W/835/4P/RS	2G11	4,300	3,500	25/1750	PA, CA
347708	927908508427	46677347703	PL-L 50W/841/4P/RS	2G11	4,300	4,100	25/1750	PA, CA, TN
PL-T 4-pin Compact Fluorescent								
458216	927910583050	46677268022	PL-T 18W/830/A/4P/ALTO	GX24Q-3	1,200	3,000	10/1500	PA
458224	927910583550	46677268206	PL-T 18W/835/A/4P/ALTO	GX24Q-2	1,200	3,500	10/3280	PA, TN
458232	927910584150	46677268220	PL-T 18W/841/A/4P/ALTO	GX24Q-2	1,200	4,100	10/1500	PA
458240	927910982750	46677384401	PL-T 26W/827/A/4P/ALTO	GX24Q-3	1,800	2,700	10/1500	PA, TN
458257	927910983050	46677268237	PL-T 26W/830/A/4P/ALTO	GX24Q-3	1,800	3,000	10/3280	PA
458265	927910983550	46677268244	PL-T 26W/835/A/4P/ALTO	GX24Q-3	1,800	3,500	10/3280	PA, CA, TN
458273	927910984150	46677268251	PL-T 26W/841/A/4P/ALTO	GX24Q-3	1,800	4,100	10/3280	PA, CA, TN
458281	927911082750	46677384432	PL-T 32W/827/A/4P/ALTO	GX24Q-3	2,400	2,700	10/2870	PA, TN
458299	927911083050	46677268329	PL-T 32W/830/A/4P/ALTO	GX24Q-3	2,400	3,000	10/2870	PA, CA, TN
220210	927906983020	46677220211	PL-T 32W/830/XEW/A/4P/ALTO 27W	GX24Q-3	1,875	3,000	10/2870	PA, TN
458307	927911083550	46677268336	PL-T 32W/835/A/4P/ALTO	GX24Q-3	2,400	3,500	10/2870	PA, CA, TN
220228	927906983520	46677220228	PL-T 32W/835/XEW/A/4P/ALTO 27W	GX24Q-3	1,875	3,500	10/2870	PA, CA, TN
458315	927911084150	46677268725	PL-T 32W/841/A/4P/ALTO	GX24Q-3	2,400	4,100	10/2870	PA, CA, TN
149005	927911482720	46677149000	PL-T 42W/827/A/4P/ALTO	GX24Q-4	3,200	2,700	10/2460	PA, CA, TN
149013	927911483020	46677149017	PL-T 42W/830/A/4P/ALTO	GX24Q-4	3,200	3,000	10/2460	PA, TN
149021	927911483520	46677149024	PL-T 42W/835/A/4P/ALTO	GX24Q-4	3,200	3,500	10/2460	PA, CA, TN
220285	927908183520	46677220280	PL-T 42W/835/XEW/A/4P/ALTO 33W	GX24Q-4	2,615	3,500	10/2460	PA, TN
149039	927911484120	46677149031	PL-T 42W/841/A/4P/ALTO	GX24Q-4	2,720	—	10/2460	PA, CA, TN
146324	927914083520	46677146320	PL-T 57W/835/A/4P	GX24Q-5	4,300	3,500	10/2050	PA
146332	927914084020	46677146337	PL-T 57W/841/A/4P	GX24Q-5	4,300	4,100	10/2050	PA, TN



Why choose T5, T8 & T12 Fluorescent Tubes?

- Outstanding lumen performance with 95% lumen maintenance
- Long life lamps available with up to 90K hours (based on 12 hour per start, operated on program start ballasts for Twice the Life lamps)
- Operates on existing ANSI ballasts and fits into existing fixtures
- 4' T8 lamp family contains only 1.7mg of mercury
- 25W and 28W energy saving products available for 4' T8 replacement options



T5, T8 & T12 Fluorescent tubes

Catalog Number	Model Number	UPC Code	Product Description	Base	Lumens	CCT (K)	Case/Pallet Qty	Dist. Center
T12 Linear Fluorescent Lamp								
141499	927882003311	46677141493	F15T12/CW 30PK	Medium Bipin	800	4,100	30/600	PA, TN
273490	927883002901	46677273491	F20T12/WW ALTO 30PK	Medium Bipin	1,250	3,000	30/1440	PA
273326	927883003301	46677273323	F20T12/CW ALTO 30PK	Medium Bipin	1,200	4,200	30/1440	PA, CA, TN
273284	927883005405	46677273286	F20T12/D ALTO 30PK	Medium Bipin	1,075	6,500	30/1440	PA, CA, TN
132217	927886002905	46677132217	F30T12/WW/RS ALTO 30PK	Medium Bipin	2,300	3,000	30/720	PA
272427	927886003305	46677272425	F30T12/CW/RS ALTO 30PK	Medium Bipin	2,250	4,100	30/720	PA, CA, TN
376491	927886005403	46677376499	F30T12/D/RS ALTO 30PK	Medium Bipin	1,950	6,300	30/720	PA, CA, TN
423129	927887803704	46677423124	F40T12/CWSupreme/PLUS/ALTO 30PK	Medium Bipin	2,550	4,100	30/720	PA, CA, TN
423889	927887803901	46677423889	F40T12/CWSupreme/ALTO	Medium Bipin	2,600	4,100	30/720	PA, CA, TN
424002	927887803902	46677424008	F40T12/CWSupreme/ALTO TG	Medium Bipin	2,250	4,100	30/480	PA, CA, TN
423897	927888000213	46677423896	F40T12/C50Supreme/ALTO 30pk	Medium Bipin	2,500	5,100	30/720	PA, CA, TN
423186	927888004904	46677423186	F40T12/NX/ALTO 30PK	Medium Bipin	2,200	3,500	30/720	PA, CA, TN
273599	927888005709	46677273590	F40DX ALTO 30PK	Medium Bipin	2,325	6,500	30/720	PA, CA, TN
363218	927890003304	46677363215	F48T12/CW ALTO 15PK	Medium Bipin	2,950	4,100	15/675	PA
369785	927890203305	46677369781	F48T12/CW/HO ALTO 15PK	Recessed Double Contact	4,050	4,100	15/675	PA, CA, TN
162966	927890203309	46677162962	F48T12/CW/HO ALTO TG 15PK	Recessed Double Contact	4,050	4,100	15/480	PA, TN
369843	927890205402	46677369842	F48T12/D/HO ALTO 15PK	Single Pin	3,400	6,500	15/675	PA, CA, TN
234310	927891303301	46677234317	F60T12 CW HO ALTO	Recessed Double Contact	5,150	4,100	15/675	PA, CA, TN
369892	927893003308	46677369897	F72T12/CW ALTO 15PK	Single Pin	4,450	4,200	15/675	PA, CA, TN
366518	927893203304	46677366513	F72T12/CW/HO ALTO 15PK	Single Pin	6,350	4,100	15/675	PA, CA, TN
366534	927893205402	46677366537	F72T12/D/HO ALTO 15PK	Single Pin	5,600	6,500	15/675	PA, CA, TN
234484	927894403301	46677234485	F84T12 CW HO ALTO 1LP	Recessed Double Contact	7,800	4,100	15/675	PA
214890	927894705701	46677214890	F96T12/DX/HO/ALTO 15PK	Recessed Double Contact	6,750	6,500	15/675	PA, CA, TN
423871	927895000211	46677423872	F96T12/C50Supreme/ALTO 15pk	Single Pin	5,000	5,100	15/675	PA, CA, TN
423194	927895003704	46677423193	F96T12/CW Supreme/ALTO 15PK	Single Pin	5,000	4,100	15/675	PA, CA, TN
423160	927895003705	46677423162	F96T12/CW Supreme/ALTO TG 15PK	Single Pin	5,000	4,100	15/675	TN
423053	927895004902	46677423056	F96T12/NX/ALTO 15pk	Single Pin	5,000	3,500	15/675	PA
372821	927895005711	46677372828	F96T12/DX ALTO 15PK	Single Pin	4,500	6,500	15/675	PA, CA, TN
381764	927895203323	46677381769	TL F96T12/CW/HO--O ALTO 110W FLUOR. LAMP	Single Pin	8,800	4,100	15/675	PA, CA, TN
163014	927895203332	46677163013	F96T12/CW/HO--O ALTO TG 15PK	Single Pin	8,800	4,100	15/600	TN
381774	927895205408	46677381776	F96T12/D/HO--O ALTO 15PK	Recessed Double Contact	7,800	6,500	15/675	PA, CA, TN



(continued)

T5, T8 & T12 Fluorescent tubes

Catalog Number	Model Number	UPC Code	Product Description	Base	Lumens	CCT (K)	Case/Pallet Qty	Dist. Center
T12 Ubert Fluorescent Lamp								
423087	927862003702	46677423087	FB40/T12/CW Supreme/6 12PK	Medium Bipin	2,300	4,100	12/240	PA, CA, TN
423095	927862004902	46677423094	FB40/T12/NX/6 12PK	Medium Bipin	2,300	3,500	12/300	PA, CA, TN
219931	927862005704	46677219932	FB40DX/6 12PK	Medium Bipin	2,250	6,500	12/240	PA, CA, TN
T8 Linear Fluorescent Lamp								
571034	927825503311	46677571030	F30T8/CW ALTO 30PK	Medium Bipin	2,200	4,100	30/1440	PA, CA, TN
281881	927850083503	46677281885	F17T8/TL835/ALTO 30PK	Medium Bipin	1,400	3,500	30/2100	PA, CA, TN
281899	927850084102	46677281892	F17T8/TL841/ALTO 30PK	Medium Bipin	1,400	4,100	30/2100	PA, CA, TN
280909	927850085003	46677280901	F17T8/TL850 ALTO 30PK	Medium Bipin	1,350	5,000	30/2880	PA, TN
280933	927850183003	46677280932	F17T8/TL830/PLUS/ALTO 30PK	Medium Bipin	1,400	3,000	30/2100	PA, CA, TN
280941	927850183503	46677280949	F17T8/TL835/PLUS/ALTO 30PK	Medium Bipin	1,400	3,500	30/2100	PA, CA, TN
280958	927850184103	46677280956	F17T8/TL841/PLUS/ALTO 30PK	Medium Bipin	1,400	4,100	30/2100	PA, CA, TN
280966	927850185002	46677280963	F17T8/TL850/PLUS/ALTO 30PK	Medium Bipin	1,300	5,000	30/2100	PA, CA, TN
281931	927850186502	46677281939	F17T8/TL865 PLUS/ALTO 30PK	Medium Bipin	1,300	6,500	30/2880	PA, CA, TN
281907	927851083503	46677281908	F25T8/TL835/ALTO 30PK	Medium Bipin	2,225	3,500	30/1260	PA, CA, TN
281915	927851084102	46677281915	F25T8/TL841/ALTO 30PK	Medium Bipin	2,225	4,100	30/1260	PA, CA, TN
280925	927851085002	46677280925	F25T8/TL850 ALTO 30PK	Medium Bipin	2,175	5,000	30/1440	PA, TN
280974	927851183002	46677280970	F25T8/TL830/PLUS/ALTO 30PK	Medium Bipin	2,225	3,000	30/1260	PA, CA, TN
280982	927851183502	46677280987	F25T8/TL835/PLUS/ALTO 30PK	Medium Bipin	2,225	3,500	30/1440	PA, CA, TN
280990	927851184102	46677280994	F25T8/TL841/PLUS/ALTO 30PK	Medium Bipin	2,225	4,100	30/1440	PA, CA, TN
281659	927852083002	46677281656	F32T8/TL830 PLUS ALTO HV 30PK	Medium Bipin	2,950	3,000	30/1050	PA, CA, TN
281675	927852083503	46677281670	F32T8/TL835 PLUS ALTO 30PK	Medium Bipin	2,950	3,500	30/1050	PA, CA, TN
283457	927852083504	46677283452	F32T8/TL835 PLUS ALTO TG 30PK	Medium Bipin	2,950	3,500	30/900	TN
281790	927852084104	46677281793	F32T8/TL841 PLUS ALTO HV 30PK	Medium Bipin	2,950	4,100	30/1050	PA, CA, TN
283465	927852084105	46677283469	F32T8/TL841 PLUS ALTO TG 30PK	Medium Bipin	2,950	4,100	30/900	TN
281816	927852085002	46677281816	F32T8/TL850 PLUS ALTO HV 30PK	Medium Bipin	2,950	5,000	30/1050	PA, CA, TN
283473	927852085003	46677283476	F32T8/TL850 PLUS ALTO TG 30PK	Medium Bipin	2,950	5,000	30/1440	PA, TN
281014	927852283103	46677281014	F32T8/ADV830/EW/ALTO 28W 30PK	Medium Bipin	2,700	3,000	30/1440	PA, CA, TN
281022	927852283603	46677281021	F32T8/ADV835/EW/ALTO 28W 30PK	Medium Bipin	2,700	3,500	30/1200	PA, CA, TN
281030	927852284204	46677281038	F32T8/ADV841/EW/ALTO 28W 30PK	Medium Bipin	2,700	4,100	30/1200	PA, CA, TN
281055	927852285103	46677281052	F32T8/ADV850/EW/ALTO 28W 30PK	Medium Bipin	2,600	5,000	30/1440	PA, CA, TN
282046	927852383103	46677282042	F32T8/ADV830/XEW/ALTO 25W 30PK	Medium Bipin	2,400	3,000	30/1440	TN
282095	927852383603	46677282097	F32T8/ADV835/XEW/ALTO 25W 30PK	Medium Bipin	2,400	3,500	30/1200	PA, CA, TN
280784	927852384203	46677280789	F32T8/ADV841/XEW/ALTO 25W 30PK	Medium Bipin	2,400	4,100	30/1200	PA, CA, TN
280792	927852385103	46677280796	F32T8/ADV850/XEW/ALTO 25W 30PK	Medium Bipin	2,400	5,000	30/1440	PA, CA, TN
281220	927852583603	46677281229	F32T8/ADV835/XLL ALTO 25W	Medium Bipin	2,400	3,500	30/1440	PA, CA, TN
281238	927852584204	46677281236	F32T8/ADV841/X LL ALTO 25W	Medium Bipin	2,400	4,100	30/1440	PA, TN
281253	927852585103	46677281250	F32T8/ADV850/X LL ALTO 25W	Medium Bipin	2,400	5,000	30/1440	PA, CA, TN
424200	927852684201	46677424206	F32T8/VEA841/XEW ALTO 25W	Medium Bipin	2,300	4,100	30/1440	PA, TN
424192	927852784201	46677424190	F32T8/VEA841/EW/ALTO 28W	Medium Bipin	2,600	4,100	30/1440	PA, CA, TN
434027	927853283601	46677434021	F32T8/ADV835/2XL/ALTO II 28W 30PK	Medium Bipin	2,650	3,500	30/1440	TN
434035	927853284201	46677434038	F32T8/ADV841/2XL/ALTO II 28W 30PK	Medium Bipin	2,650	4,100	30/1440	PA, CA, TN
434043	927853285001	46677434045	F32T8/ADV850/2XL/ALTO II 28W 30PK	Medium Bipin	2,600	5,000	30/1440	PA, CA, TN
433952	927853483101	46677433956	F32T8/ADV830/2XL/ALTO II 25W 30PK	Medium Bipin	2,400	3,000	30/1440	PA
433960	927853483601	46677433963	F32T8/ADV835/2XL/ALTO II 25W 30PK	Medium Bipin	2,400	3,500	30/1200	PA
433978	927853484201	46677433970	F32T8/ADV841/2XL/ALTO II 25W 30PK	Medium Bipin	2,400	4,100	30/1200	PA, TN
280800	927869783102	46677280802	F32T8/ADV830 ALTO 30PK	Medium Bipin	2,950	3,000	30/1050	PA, CA, TN
280818	927869783603	46677280819	F32T8/ADV835 ALTO 30PK	Medium Bipin	2,950	3,500	30/1050	PA, CA, TN
280859	927869784203	46677280857	F32T8/ADV841 ALTO 30PK	Medium Bipin	2,950	4,100	30/1050	PA, CA, TN
280891	927869785102	46677280895	F32T8/ADV850 ALTO 30PK	Medium Bipin	2,950	5,000	30/1440	PA, CA, TN
283291	927869785103	46677283292	F32T8/ADV850 ALTO TG 30PK	Medium Bipin	3,000	5,000	30/900	TN
368340	927870583501	46677368340	F40T8/TL835 ALTO 25PK	Medium Bipin	3,775	3,500	25/1200	PA, CA
368472	927870584101	46677368470	F40T8/TL841 ALTO 25PK	Medium Bipin	3,775	4,100	25/1200	PA, TN
236794	927871084104	46677236793	F48T8/TL841/HO ALTO 25/1	Recessed Double Contact	4,000	4,100	25/1200	PA, CA, TN
281485	927871183602	46677281489	F32T8/ADV835/XLL/ALTO 28W	Medium Bipin	2,700	3,500	30/1440	TN
281279	927871184202	46677281274	F32T8/ADV841/XLL/ALTO 28W 30/1	Medium Bipin	2,725	4,100	30/1440	PA, CA, TN
281287	927871185102	46677281281	F32T8/ADV850/XLL/ALTO 28W 30/1	Medium Bipin	2,675	5,000	30/1440	PA
479626	927871203901	46677479626	F32T8/TL941/ALTO 30PK	Medium Bipin	2,600	4,100	30/1050	PA, CA, TN
536508	927871203913	46677536503	F32T8/TL941/ALTO TG 30PK	Medium Bipin	2,600	4,100	30/1440	PA, CA, TN
479600	927871204901	46677479602	F32T8/TL935/ALTO 30PK	Medium Bipin	2,625	3,500	30/1050	PA, CA, TN
536490	927871204905	46677536497	F32T8/TL935/ALTO TG 30PK	Medium Bipin	2,625	3,500	30/1440	PA, TN
479592	927871205101	46677479596	F32T8/TL930/ALTO 30PK	Medium Bipin	2,775	3,000	30/1050	PA, CA, TN
479634	927871205501	46677479633	F32T8/TL950/ALTO 30PK	Medium Bipin	2,600	5,000	30/1050	PA, CA, TN
536516	927871205506	46677536510	F32T8/TL950/ALTO TG 30PK	Medium Bipin	2,600	5,000	30/1440	PA, CA, TN

Fluorescent Tubes

T5, T8 & T12



(continued)

T5, T8 & T12 Fluorescent tubes

Catalog Number	Model Number	UPC Code	Product Description	Base	Lumens	CCT (K)	Case/Pallet Qty	Dist. Center
T8 Linear Fluorescent Lamp (continued)								
479642	927871205701	46677479640	F32T8/TL965/ALTO 30PK	Medium Bipin	2,600	6,500	30/1050	PA, CA, TN
536482	927871205708	46677536480	F32T8/TL965/ALTO TG 30PK	Medium Bipin	2,600	6,500	30/1440	TN
236877	927874083505	46677236878	F96T8/TL835/HO/ PLUS ALTO	Recessed Double Contact	8,200	3,500	25/1200	PA
236885	927874084105	46677236885	F96T8/TL841/HO/PLUS ALTO 25/1	Recessed Double Contact	8,200	4,100	25/1200	PA, CA, TN
236893	927874085005	46677236892	F96T8/TL850/PLUS/HO/ALTO 25/1	Recessed Double Contact	8,100	5,000	25/1200	PA, CA, TN
236844	927874583505	46677236847	F96T8/TL835 PLUS ALTO 25/1	Medium Bipin	5,700	3,500	25/1200	PA, TN
236851	927874584106	46677236854	F96T8/TL841 PLUS ALTO 25/1	Medium Bipin	5,900	4,100	25/1200	PA, CA, TN
409094	927874584108	46677409098	F96T8/TL841 PLUS/ALTO TG 25PK	Medium Bipin	5,900	4,100	25/1200	TN
236869	927874585008	46677236861	F96T8/TL850 PLUS ALTO 25/1	Medium Bipin	5,780	5,000	25/1200	PA, CA, TN
209056	927942009520	46677209056	F32T8/TL950 SLV	Medium Bipin	2,000	5,000	25/1400	PA, CA, TN
407197	928022803325	46677367206	F15T8/CW 25PK	Medium Bipin	870	4,100	25/4000	PA, CA, TN
407205	928022805425	46677378233	F15T8/D 25PK	Medium Bipin	750	6,500	25/4000	PA, TN
T8 Ubert Fluorescent Lamp								
378976	927860083002	46677378974	FB32T8/TL830/6 ALTO 20PK	Medium Bipin	2,800	3,000	20/400	PA, CA, TN
379008	927860083502	46677379001	FB32T8/TL835/6 ALTO 20PK	Medium Bipin	2,800	3,500	20/400	PA, CA, TN
379024	927860084102	46677379025	FB32T8/TL841/6 ALTO 20PK	Medium Bipin	2,800	4,100	20/400	PA, CA, TN
378802	927860085003	46677378806	FB32T8/TL850/6 ALTO 20PK	Medium Bipin	2,750	5,000	20/400	PA, CA, TN
204214	927860183601	46677204211	FB32T8/ADV835/6/XEW/ALTO 25W	Medium Bipin	2,400	3,500	20/400	PA
204230	927860184201	46677204235	FB32T8/ADV841/6/XEW/ALTO 25W	Medium Bipin	2,400	4,100	20/400	PA, CA, TN
204248	927860185101	46677204242	FB32T8/ADV850/6/XEW/ALTO 25W	Medium Bipin	2,350	5,000	20/400	PA
226712	927861283002	46677226718	FB31T8/TL830/ALTO 15/1	Medium Bipin	2,775	3,000	15/1080	PA
226720	927861283502	46677226725	FB31T8/TL835/ALTO 15/1	Medium Bipin	2,775	3,500	15/840	PA, CA, TN
226746	927861284101	46677226749	FB31T8/TL841/ALTO 15/1	Medium Bipin	2,775	4,100	15/840	PA, CA, TN
T5 Linear Fluorescent Lamp								
162982	927893184102	46677162986	F54T5/841/HO/ALTO TG 40PK	Miniature Bipin	5,000	4,000	40/1000	PA, CA, TN
166868	927893185001	46677166861	F54T5/850/HO/ALTO TG	Miniature Bipin	5,000	5,000	40/1000	PA, CA, TN
230771	927990483022	46677230777	14W/830 Min Bipin T5 HE ALTO UNP/40	Miniature Bipin	1,350	3,000	40/5280	PA
230797	927990483522	46677230791	14W/835 Min Bipin T5 HE ALTO UNP/40	Miniature Bipin	1,350	3,500	40/4000	PA, CA, TN
230805	927990484022	46677230807	14W/841 Min Bipin T5 HE ALTO UNP/40	Miniature Bipin	1,350	4,200	40/8640	PA, CA, TN
230847	927990683022	46677230845	28W/830 Min Bipin T5 HE ALTO UNP/40	Miniature Bipin	2,900	3,000	40/2000	PA, TN
230854	927990683522	46677230852	28W/835 Min Bipin T5 HE ALTO UNP/40	Miniature Bipin	2,900	3,500	40/2640	PA, CA, TN
230862	927990684022	46677230869	28W/841 Min Bipin T5 HE ALTO UNP/40	Miniature Bipin	2,900	4,000	40/2000	PA, CA, TN
230813	927990883022	46677230814	F21T5/830/ALTO 40PK	Miniature Bipin	2,100	3,000	40/3520	PA
230821	927990883522	46677230821	21W/835 Min Bipin T5 HE ALTO UNP/40	Miniature Bipin	2,100	3,500	40/3520	PA, CA, TN
230839	927990884022	46677230838	F21T5/841/ALTO 40PK	Miniature Bipin	2,100	4,000	40/3520	PA, TN
406314	927991383531	46677406318	F28T5 835 HE EA ALTO 25W	Medium Bipin	2,900	3,500	40/1000	PA
220509	927991983531	46677220501	F54T5 835 HO EA ALTO 49W	Miniature Bipin	5,000	3,500	40/4320	PA
220525	927991984031	46677220525	F54T5 841 HO EA ALTO 49W	Miniature Bipin	5,000	4,000	40/2640	PA, CA
406496	927991985031	46677406493	F54T5 850 HO EA ALTO 49W	Miniature Bipin	5,000	5,000	40/2640	PA
290197	927992183022	46677290191	F24T5/830/HO/ALTO 40PK	Miniature Bipin	2,000	3,000	40/8640	PA
290205	927992183522	46677290207	24W/835 Min Bipin T5 HO ALTO UNP	Miniature Bipin	2,000	3,500	40/5280	PA, TN
290213	927992184022	46677290214	24W/841 Min Bipin T5 HO ALTO UNP	Miniature Bipin	2,000	4,000	40/8640	PA, TN
290221	927992683022	46677290221	39W/830 Min Bipin T5 HO ALTO UNP	Miniature Bipin	3,500	3,000	40/3520	PA, TN
290239	927992683522	46677290238	39W/835 Min Bipin T5 HO ALTO UNP	Miniature Bipin	3,500	3,500	40/3520	PA
290254	927992684022	46677290252	39W/841 Min Bipin T5 HO ALTO UNP	Miniature Bipin	3,500	4,000	40/3520	PA, CA
230888	927992783022	46677230883	F35T5/830 40PK	Miniature Bipin	3,650	3,000	40/2000	PA
230953	927992784022	46677230951	F35T5/841 40PK	Miniature Bipin	3,650	—	40/2000	PA
417816	927992883531	46677417819	F54T5/835/HO/XEW/ALTO/44W	Medium Bipin	4,520	3,500	40/4320	PA
417824	927992884031	46677417826	F54T5/841/HO/XEW/ALTO 44W	Miniature Bipin	4,520	—	40/2640	TN
417832	927992885031	46677417833	F54T5/850/HO/XEW/ALTO/44W	Miniature Bipin	4,300	—	40/4320	PA
290262	927993183022	46677290269	54W/830 Min Bipin T5 HO ALTO UNP	Miniature Bipin	5,000	3,000	40/2640	PA
290288	927993183522	46677290283	54W/835 Min Bipin T5 HO ALTO UNP	Miniature Bipin	5,000	3,500	40/2640	PA, TN
290833	927993184022	46677290832	54W/840 Min Bipin T5 HO ALTO UNP	Miniature Bipin	5,000	4,000	40/1000	PA, CA, TN
135103	927993185022	46677135102	F54T5/850/HO/ALTO 40PK	Miniature Bipin	5,000	5,000	40/2640	PA, CA, TN
147454	927993186522	46677147457	F54T5/865/HO/ALTO 40PK	Miniature Bipin	4,750	6,500	40/2640	PA, CA, TN
332411	928000503321	46677114633	F6T5/CW FAM/25	Miniature Bipin	295	—	25/18000	PA, CA
332478	928001003321	46677114640	F8T5/CW PH 25PK	Miniature Bipin	400	—	25/6000	PA, CA, TN
332536	928001503332	46677115142	F13T5/CW PH 25PK	Miniature Bipin	820	4,100	25/4000	PA, TN
207035	928001508332	46677207038	F13T5/30U 25PK	Miniature Bipin	1,000	3,000	25/4000	PA
T5 Circular Fluorescent Lamp								
166017	927965083013	8711500640956	MASTER TL5 Circular 22W/830 1CT/10	2GX13	1,800	3,000	10/450	PA, TN
166009	927965084013	8711500642219	MASTER TL5 Circular 22W/840 1CT/10	2GX13	1,800	4,000	10/450	TN
165936	927965783013	8711500642790	MASTER TL5 Circular 55W/830 1CT/10	2GX13	4,200	3,000	10/270	PA, TN
165928	927965784013	8711500642516	MASTER TL5 Circular 55W/840 1CT/10	2GX13	4,200	4,000	10/180	PA, TN

HID Lamps

High Intensity Discharge



Why choose High Intensity Discharge (HID) lamps?

- Use HID lamps in existing fixtures for easy relamping option
- Non-cycling HPS lamp life up to 40K hours (based on 10 hours per start)
- Low wattage CDM (Ceramic Metal Halide) lamps have excellent color – up to 92CRI and are available in compact sizes
- Energy Advantage CDM Lamp with AllStart Technology can be used in probe pulse start metal halide ballasts

High Intensity Discharge (HID) lamps

Catalog Number	Model Number	UPC Code	Product Description	Base	Lumens	CCT (K)	Case/Pallet Qty	Dist. Center
MasterColor Ceramic Metal Halide								
408500	928183505115	46677408503	MC CDM-Tm Elite Mini 20W/830 GU6.5 1CT	GU6.5	18000	–	12/2592	PA, TN
418798	928187405115	46677418793	MASTERC CDM-Tm Elite Mini 35W/930 GU6.5	GU6.5	3900	2,900	12/2592	PA
140400	928087905115	46677140403	CDM20/TM/830 12PK	PGJ5	1650	3,000	12/2592	PA
211391	928093905115	46677211394	CDM 35/TM/930	PGJ5	3,000	3,000	12/2592	PA, TN
373720	928085205115	46677373726	CDM-TC 35W/830 G8.5 T4 CL	G8.5	3300	3,000	12/2592	PA, TN
373738	928086505115	46677373733	CDM-TC 70W/830 G8.5 T4 CL	G8.5	6400	3,000	12/2592	PA, TN
208835	928099905115	46677208837	CDM-TC 35W/842 G8.5.1CT/12	G8.5	3,300	4,200	12/2592	PA, TN
409169	928189105115	46677409166	MASTERCColor CDM-TC Elite 35W/930 G8.5	G8.5	4000	3,000	12/2592	PA, TN
410472	928183305115	46677410476	MC CDM-T Elite 20W/830 G12 T6 CL 1CT/12	Miniature Bipin	1800	3,000	12/2592	PA, CA, TN
409144	928185205115	46677409142	MASTERCColor CDM-T Elite 35W/930 G12 1CT	G12	4000	3,000	12/2592	PA, TN
409151	928185305115	46677409159	MASTERCColor CDM-T Elite 70W/930 G12 1CT	G12	7650	3,000	12/2592	PA
223289	928083105115	46677223281	CDM-T 35W/830 G12 T6 CL	G12	3300	3,000	12/2592	PA, TN
223370	928082305115	46677223373	CDM-T 70W/830 G12 T6 CL	G12	6600	3,070	12/2592	PA, TN
281378	928084505115	46677281373	CDM-T 70W/942 G12 T6 CL	G12	6600	4,200	12/2592	PA
232728	928083705115	46677232726	CDM150/T6/830 12PK	G12	14000	3,000	12/2592	PA, TN
373696	928084605115	46677373696	CDM150/T6/942 12PK	G12	12700	4,200	12/2592	PA
231605	928082205115	46677231606	CDM-TD 70W/830 RX7s T6 CL	Recessed Single Contact	5750	3,000	12/1872	PA
MasterColor Ceramic Metal Halide								
220624	928492600006	46677220624	CDM T9 ELITE 210W/930/U/E NA	2 Pin SE	24150	2,950	12/864	PA
218313	928492800006	46677218317	CDM T9 ELITE 315W/930/U/E NA	2 Pin SE	38700	3,100	12/864	PA
220640	928492900006	46677220648	CDM T9 ELITE 315W/942/U/E NA	2 Pin SE	35500	4,200	12/864	PA
238089	928493100006	46677238087	CDM T12 ELITE 210W/942/U/O NA	2 Pin SE	22800	4,200	12/864	CA

HID Lamps

High Intensity Discharge

(continued)



High Intensity Discharge (HID) lamps

Catalog Number	Model Number	UPC Code	Product Description	Base	Lumens	CCT (K)	Case/Pallet Qty	Dist. Center
MasterColor Ceramic Metal Halide MR16 lamps								
421651	928191005315	46677421656	CDM-Rm Elite Mini 20W/830 GX10 MR16 10D	GX10	1050	3,000	12/2220	PA, TN
421669	928191105315	46677421663	CDM-Rm Elite Mini 20W/830 GX10 MR16 25D	GX10	1050	3,000	12/2220	PA, CA, TN
421677	928191205315	46677421670	CDM-Rm Elite Mini 20W/830 GX10 MR16 40D	GX10	1050	3,000	12/2220	PA
418939	928194605315	46677418939	CDM-Rm Elite Mini 35W/930 GX10 MR16 10D	GX10	2,400	3,000	12/2220	PA
418947	928194705315	46677418946	CDM-Rm Elite Mini 35W/930 GX10 MR16 25D	GX10	2,400	3,000	12/2220	PA
MasterColor Ceramic Metal Halide Par lamps								
434191	928050100615	46677434199	MC CDM-R Elite 35W/930 E26 PAR20 30D	Medium Screw	2000	3,000	12/1620	PA, TN
426452	928108300615	46677426453	MC CDM-R Elite 35W/930 E26 PAR30L 10D	Medium Screw	2,700	3,000	6/588	PA
426486	928108400615	46677426484	MC CDM-R Elite 35W/930 E26 PAR30L 30D	Medium Screw	2,700	3,000	6/588	PA
426544	928109800615	46677426545	MC CDM-R Elite 70W/930 E26 PAR30L 40D	Medium Screw	4900	3,000	6/588	PA
151431	928601158601	46677151430	CDM70 PAR30L/M/FL/4K (942)	Medium Screw	4,300	4,200	6/588	PA
456475	928493630901	46677456474	CDM70/PAR38/FL/3K ALTO ELITE 12PK	Medium Screw	4,800	3,000	12/540	TN
456517	928494030901	46677456511	CDM100/PAR38/FL/3K ALTO ELITE 12PK	Medium Screw	6800	-	12/540	TN
456533	928494230901	46677456535	CDM100/PAR38/FL/4K ALTO ELITE 12PK	Medium Screw	5400	4,200	12/540	PA
MasterColor Ceramic Metal Halide								
423681	928601173701	46677423681	MHC50/U/MP/3K ELITE	Medium Screw	4,800	3,000	12/864	PA, TN
429928	928601177201	46677429928	MHC50/U/M/4K ELITE	Medium Screw	5100	4,200	12/864	PA, TN
429944	928601177801	46677429942	MHC50/U/MP/4K ELITE	Medium Screw	5,000	4,000	12/864	TN
419473	928601173302	46677419479	MHC70/U/M/3K ELITE	Medium Screw	7,700	3,000	12/864	PA, TN
423707	928601173801	46677423704	MHC70/U/MP/3K ELITE	Medium Screw	6,700	2,900	12/864	PA, CA, TN
423699	928601173901	46677423698	MHC70/C/U/MP/3K ELITE	Medium Screw	6,100	2,900	12/864	PA
429902	928601177401	46677429904	MHC70/U/M/4K ELITE	Medium Screw	7,100	4,200	12/864	PA, CA, TN
429910	928601177501	46677429911	MHC70/C/U/M/4K ELITE	Medium Screw	6,800	4,200	12/864	PA
429950	928601177901	46677429959	MHC70/U/MP/4K ELITE	Medium Screw	6,500	4,000	12/864	TN
429976	928601178001	46677429973	MHC70/C/U/MP/4K ELITE	Medium Screw	6,200	4,000	12/864	PA
419515	928601173502	46677419516	MHC100/U/M/3K ELITE	Medium Screw	10,150	3,000	12/864	PA, CA, TN
423673	928601174001	46677423674	MHC100/U/MP/3K ELITE	Medium Screw	10,000	3,000	12/864	PA, CA, TN
423715	928601174101	46677423711	MHC100/C/U/MP/3K ELITE	Medium Screw	9,200	3,000	12/864	PA, CA, TN
429886	928601177601	46677429881	MHC100/U/M/4K ELITE	Medium Screw	10,500	4,200	12/864	CA, TN
429894	928601177701	46677429898	MHC100/C/U/M/4K ELITE	Medium Screw	9,800	4,200	12/864	PA
429936	928601178101	46677429935	MHC100/U/MP/4K ELITE	Medium Screw	10,000	4,000	12/864	PA, TN
429968	928601178201	46677429966	MHC100/C/U/MP/4K ELITE	Medium Screw	9,500	4,000	12/864	PA
430702	928601178501	46677430702	MHC100/U/HR/4K ED28 - Elite	MOG	10,000	4,080	12/288	PA
377200	928601170401	46677377205	MHC150/U/M/4K ALTO 12PK	Medium Screw	13,000	4,000	12/864	PA, CA, TN
134635	928601171501	46677134631	MHC150/U/MP/3K ALTO 12PK	Medium Screw	12,900	3,000	12/864	PA, TN
377242	928601171701	46677377243	MHC150/U/MP/4K ALTO 12PK	Medium Screw	12,000	4,000	12/864	TN
430686	928601178401	46677430689	CDM100/U/PS/4K ED23.5 - Elite	MOG	9,900	4,180	12/432	TN
154948	928601172101	46677154943	CDM150/U/PS/4K ALTO 12PK	MOG	13,000	4,000	12/432	PA
CosmoWhite Metal Halide Lamps								
157313	928088505105	46677157319	CPO-TW 60W/728 White PGZ12	PGZ12	7200	2,800	12/2772	PA, TN
157321	928088805105	46677157326	CPO-TW 140W/728 White PGZ12	PGZ12	16,500	2,860	12/2376	PA
406041	928093505105	46677406042	CPO-TW 90W/728 White PGZ12	PGZ12	10,450	2,750	12/2376	PA
AllStart Energy Advantage Ceramic Metal Halide Lamps								
411074	928601168302	46677411077	CDM145/U/O/4K/ED28 EA ALLSTART	Twist	13775	4,050	12/288	PA, TN
232595	928601165903	46677232597	Allstart Energy Adv 330W ED37 CL 1SL	Ext. Eyelet Excl. Mogul base	36000	4,000	6/144	TN
236935	928601166803	46677236939	330W ED37 CO Allstart 1SL	Ext. Eyelet Excl. Mogul base	31000	4,000	6/144	CA
411058	928601168202	46677411053	CDM330/U/O/4K/ED28 EA ALLSTART	Twist	33000	3,900	12/288	PA, TN
232561	928601166003	46677232566	CDM205/U/O/4K/EA/ED28	Ext. Eyelet Excl. Mogul base	20500	4,100	12/288	PA, CA, TN

HID Lamps

High Intensity Discharge

(continued)



High Intensity Discharge (HID) lamps

Catalog Number	Model Number	UPC Code	Product Description	Base	Lumens	CCT (K)	Case/Pallet Qty	Dist. Center
Metal Halide Lamps								
281196	928601161803	46677281199	MP175/BU 12PK	Ext. Eyelet Excl. Mogul base	14000	4,000	12/480	PA, TN
281246	928601161903	46677281243	MP250/BU 12PK	Ext. Eyelet Excl. Mogul base	21,800	3,800	12/480	PA, TN
207563	928601162202	46677207564	MP250/BU/PS 12PK	Ext. Eyelet Excl. Mogul base	23,800	3,800	12/480	PA
391011	928601159402	46677391010	MP350/BU/PS 6PK	Ext. Eyelet Excl. Mogul base	35000	4,000	6/216	PA
130674	928601179201	46677130671	MP360/BU/EW 6PK	Ext. Eyelet Excl. Mogul base	36,000	4,000	6/216	PA, TN
133322	928601157903	46677133320	MP400/BU 6 PK	Ext. Eyelet Excl. Mogul base	40000	4,000	6/216	PA, CA, TN
133348	928601158102	46677133344	MP400/BU/PS 6PK	Ext. Eyelet Excl. Mogul base	41000	3,800	6/216	PA, TN
281188	928601179601	46677281182	MP1000/BU 6PK	Ext. Eyelet Excl. Mogul base	107,000	3,500	6/90	PA, TN
137513	928485900191	46677137519	MH 100W/640 E26 CL 1SL/24	Medium Screw	9000	4,000	24/1152	PA, CA, TN
313585	928601122311	46677114169	MH175/U/M 12PK	Medium Screw	14000	4,000	12/1428	PA, CA, TN
313593	928601122403	46677313593	MH175/C/U/M 12PK	Medium Screw	13300	3,700	12/1428	PA
287334	928601150313	46677287337	MH175/U 12PK	MOG	14000	4,300	12/480	PA, CA, TN
287284	928601150403	46677287283	MH175/C/U 12PK	MOG	13300	3,900	12/480	PA
274845	928601150813	46677274849	MH250/U 12PK	MOG	21000	4,000	12/480	PA, CA, TN
291690	928601150903	46677291693	MH250/C/U 12PK	MOG	20000	3,700	12/480	PA
426023	928601151303	46677426026	MH400/U/ED28 12PK	MOG	36000	4,000	12/384	PA, CA, TN
232520	928601165501	46677232528	PS MH Std 400W/640 CW Mog ED28 1SL	MOG	44,000	4,000	12/480	PA, CA, TN
232538	928601165601	46677232535	PS MH Std 400W/640 Mog ED28 1WR	MOG	40,000	4,000	12/480	PA, CA, TN
274498	928601172301	46677274498	MH400/U 6PK	MOG	39000	3,900	6/144	PA, CA, TN
432302	928601172403	46677432300	MH400/C/U 6PK	MOGUL END PRONG	34000	3,700	6/216	PA
321505	928601179701	46677321505	MH1000/U/BT37 6PK	MOG	110,000	4,000	6/216	PA, CA, TN
415224	928601179901	46677415228	MH1000/U 6PK	MOG	110,000	4,000	6/90	PA, CA, TN
131623	928601179401	46677131623	MH1500/U 6PK	MOG	17,000	4,000	6/90	PA, CA, TN
Ceramalux Dual Arc High Pressure Sodium Lamps								
376889	928601145401	46677376888	400W C400S51/2 Dual Arc Hp Lamp	MOG	49,000	2,100	12/288	PA, CA, TN
377176	928601145501	46677377175	C250S50/2 12PK	MOG	27,500	2,100	12/288	PA, TN
265611	928601145601	46677265618	C150S55/2 12PK	Mogul	15,600	2,100	12/672	PA
265603	928601145701	46677265601	C100S54/2 12PK	MOG	9,100	2,150	12/672	PA, CA
Ceramalux High Pressure Sodium Lamps								
368837	928601139205	46677368838	C1000S52/ALTO	MOG	130,000	2,100	6/240	PA, CA, TN
467373	928601139391	46677467371	SON 400W E39 ED58 CL SL/12	MOG	50,000	2,100	12/432	PA, CA, TN
467217	928601139490	46677467210	SON 250W E39 ED58 CL SL/12	MOG	27000	2,100	12/432	PA, CA, TN
467225	928601139590	46677467227	C200S66/ALTO 12PK	MOG	21400	2,050	12/432	PA
467233	928601139790	46677467234	SON 150W E39 ED75 CL SL/12	MOG	15800	2,100	12/960	PA, CA, TN
467241	928601139890	46677467241	SON 100W E39 ED75 CL SL/12	MOG	9400	2,100	12/960	PA, CA, TN
467258	928601139990	46677467258	SON 70W E39 ED75 CL SL/12	MOG	6500	2,100	12/960	PA, CA, TN
467266	928601140090	46677467265	C50S68/ALTO 12PK	MOG	4000	2,100	12/960	PA
323865	928601140701	46677323868	C1000S52/ED37 6PK	MOG	125,000	2,100	6/144	PA, CA, TN
467274	928601143590	46677467272	C100S54/M PH 12PK	Medium Screw	9500	2,100	12/2268	PA, TN
467282	928601144190	46677467289	C70S62/M PH 12PK	Medium Screw	6500	2,100	12/2268	PA, CA, TN
467308	928601144990	46677467302	C50S68/M 12pk	Medium Screw	4000	2,100	12/2268	PA, CA, TN
467316	928601147490	46677467319	SON 150W E26 BD54 CL SL/12	Medium Screw	16000	2,100	12/2268	PA, CA, TN
Ceramalux Non-Cycling High Pressure Sodium Lamps								
467324	928601155990	46677467326	C70S62/ALTO NC HPS 12PK	MOG	6300	2,100	12/960	TN
467332	928601156090	46677467333	C150S55/ALTO NC HPS 12PK	MOG	16000	2,100	12/960	PA, TN
467340	928601156190	46677467340	C250S50/ALTO NC HPS 12PK	MOG	29000	2,100	12/432	PA
467357	928601156290	46677467357	C100S54/ALTO NC HPS 12PK	MOG	10000	2,100	12/960	TN
467365	928601156390	46677467364	C400S51/ALTO NC HPS 12PK	MOG	49000	2,100	12/432	PA, CA, TN



Why choose Reflector Halogen lamps?

- Halogen lamps are low cost options to help provide a warm and inviting look and feel
- Lamps are suitable in retail and residential applications
- PAR lamps fit into track and recessed lighting fixtures to provide accent lighting as well as general lighting
- Outdoor PAR38 lamps help provide security lighting in all weather conditions



Halogen Reflector lamps

Catalog Number	Model Number	UPC Code	Product Description	Base	Lumens	CCT (K)	Case/Pallet Qty	Dist. Center
Halogen Reflector Lamps								
378034	924047217122	46677378035	20MR16/FL36 BAB 50PK	GU5.3	240	3,100	50/6400	PA, CA, TN
378059	924047417122	46677378059	50MR16/FL36 EXN 50PK	GU5.3	850	3,100	50/9350	PA, CA, TN
140566	924047817126	46677140564	35MR16/FL36 50PK	GU5.3	540	3,000	50/6400	PA
133974	924065117182	8711500426550	ALU PRO 50W G53 12V 24D 1CT/6	G53	950	3,000	6/1242	TN
531939	924757104903	46677531935	45PAR16/HAL/FL27 120V 15PK	Medium Screw	420	2,900	15/3795	TN
428854	925706336302	46677428853	53PAR38/EVP/FL25 120V 12/1	Medium Screw	920	2,860	12/624	TN
428938	925706536306	46677428938	72PAR38/EVP/FL25 120V 12/1	Medium Screw	1350	2,880	12/468	PA, CA, TN
459255	925706536309	46677459253	72PAR38/EV/FL25 120V 1/6	Medium Screw	1350	2,880	1/84	PA, CA, TN
428920	925706936304	46677428921	53PAR30L/EVP/FL25 120V 15/1	Medium Screw	920	2,860	15/1080	TN
428952	925707036302	46677428952	53PAR30L/EVP/WFL40 120V 15/1	Medium Screw	920	2,860	15/1080	PA, CA, TN
428870	925707136303	46677428877	39PAR30L/EVP/FL25 120V 15/1	Medium Screw	500	2,900	15/960	PA, CA, TN
425207	925707336305	46677425203	39PAR20/EVP/FL25 120V 15/1	Medium Screw	480	2,900	15/2700	PA, CA, TN
425124	925707436302	46677425128	39PAR20/EVP/SP10 120V 15/1	Medium Screw	480	2,900	15/2700	PA
428960	925709736302	46677428969	39PAR30S/EVP/FL25 120V 15/1	Medium Screw	500	2,900	15/1215	PA, CA, TN
428904	925710036302	46677428907	53PAR30S/EVP/FL25 120V 15/1	Medium Screw	920	2,860	15/1350	TN
428986	925714136301	46677428983	53PAR30S/EVP/WFL40 120V 15/1	Medium Screw	920	2,860	15/1350	PA, TN
Halogen A19 Lamp								
409821	925701836301	46677409821	72A19/EV 120V 12/2	Medium Screw	1490	3,000	12/1296	PA, CA, TN
Halogen Capsule Lamp								
442780	924794736381	46677115074	DCBAY 100W 120V ESR 1CT/12	DCBAY	1,600	2,700	12/6888	TN
Halogen Double Ended Lamp								
200105	924735334593	46677100100	PLUS PRO S 500W R7s 120V 1CT/12	R7S	9,500	2,900	12/6360	PA, CA, TN



Why choose Incandescent lamps?

- Simple to replace and use in existing applications
- Provides soft white light that end users are familiar with
- Heat lamps will provide warmth where needed
- TuffGuard lamps to help contain glass in case of accidental breakage

Incandescent lamps

Catalog Number	Model Number	UPC Code	Product Description	Base	Lumens	CCT (K)	Case/Pallet Qty	Dist. Center
Incandescent Reflector Lamps								
389130	920670036324	46677225360	65BR/FL60 120V 24/1	Medium Screw	620	2,700	24/480	PA, CA, TN
225375	920670336103	46677225377	65BR/FL60 130V CDA 24/1	Medium Screw	685	2,700	24/432	TN
143438	920673035502	46677143435	300BR/FL 120/130V 24/1	Medium Screw	2,480	2,700	24/432	PA
248849	920681036112	46677225209	65BR30/FL55 CDA 130V	Medium Screw	450	2,700	12/840	PA, CA, TN
248765	920681036369	46677225193	65BR30/FL55 120V 12/1	Medium Screw	620	2,700	12/840	PA, CA, TN
249029	920681336304	46677227395	75BR30/PK CDA 120V 8/1	Medium Screw	555	2,700	8/840	TN
374322	923834636104	46677374327	Ref1 250W Med Skt 120-130V PAR38 FL 1CT	MED SKT	3,100	2,700	12/720	PA
203224	925154436103	46677203221	45R20 130V 12/1	Medium Screw	380	2,700	12/2640	PA, CA, TN
140087	925184436105	46677140083	65BR40/FL 130V 12/1 PRO	Medium Screw	425	2,700	12/432	PA
140079	925190336106	46677140076	65BR30/FL 130V 12/1 PRO	Medium Screw	450	2,700	12/840	PA, CA, TN
Incandescent Exit Sign Lamp								
248534	920603636301	46677248536	20T6-1/2/IF 120V 24PK	Intermediate	150	2,700	24/7200	PA, CA, TN
Incandescent Heat Lamps								
145508	923800836307	46677221911	100PAR38/HEAT/CL 120V 12/1	MED SKT	N/A	2,700	12/540	PA, TN
145516	923813534608	46677116262	175PAR38/HEAT/CL 120V 12/1	MED SKT	N/A	2,700	12/540	PA, CA, TN
Incandescent High Lumen Lamp								
133918	920140734302	46677133917	300M 120/130V 12/1PK	Medium Screw	6,280	2,700	12/1080	PA, CA, TN
Incandescent Sign Lamps								
248351	922746134301	46677248352	6S6 120/130V SBP 48PK	Candelabra Screw	39	2,700	48/12480	TN
Incandescent Silicone Coated Lamps								
149799	925242636303	46677300388	60A/TF 120V 120PK	Medium Screw	N/A	2,700	120/3600	PA, CA, TN
149716	925286736303	46677279851	100A/RS/TF 120-130V 60PK	Medium Screw	N/A	2,700	60/2160	PA, CA, TN
Incandescent Traffic Signa Lamps								
222042	925285536103	46677222048	69A21/TS 130V 120PK	Medium Screw	660	2,700	120/2400	TN
224857	925287036102	46677224851	116A21/TS 130V 120PK	Medium Screw	1,180	2,700	120/2400	TN

Drivers & Ballasts

Drivers & Ballasts



TLED Drivers

117



Fluorescent Ballasts


118



Advance TLED drivers

Advance TLED drivers set the standard for performance

Slim profile housing enables easy design-in with excellent thermal performance.



Why choose Advance Drivers & Ballasts?

- Enables simple, fast, flexible application-specific configurations for both indoor and outdoor applications
- Enables fixture designs with comprehensive application coverage for various loads and lumen levels
- Wide operating windows and simple current adjustability for ease of luminaire design
- Broad selection in terms of power, input main voltage and can sizes

Advance TLED drivers

Catalog Number	Model Number	Product Description	Compliance	Dimming	Distribution Center
Centium TLED Driver					
ICN2P13TLEDN35M	913701269202	TLED Driver (2) 13W T8 120-277V	DLC, UL, CSA, RoHS	–	TN, CA, PA, TX
ICN2P15TLEDN	913701269502	TLED Driver (2) 13W T8 120-277V	DLC, UL, CSA, RoHS	–	TN, CA, PA, TX
ICN2P16TLEDELN35M	913701267102	TLED Driver (2) 16W T8 120-277V	DLC, UL, CSA, RoHS	–	TN, CA, PA, TX
ICN2P16TLEDHNLN35M	913701267002	TLED Driver (2) 16W T8 120-277V	DLC, UL, CSA, RoHS	–	TN, CA, PA, TX
ICN2P16TLEDN35M	913701265702	TLED Driver (2) 16W T8 120-277V	DLC, UL, CSA, RoHS	–	TN, CA, PA, TX
ICN2P35TLEDN35M	929001790813	TLED Driver (2) 35W T5 120-277V	DLC, UL, CSA, RoHS	–	TN, CA, PA, TX
ICN3P13TLEDN35M	913701269302	TLED Driver (2) 13W T8 120-277V	DLC, UL, CSA, RoHS	–	TN, CA, PA, TX
ICN3P15TLEDN35M	913701269602	TLED Driver (2) 15W T8 120-277V	DLC, UL, CSA, RoHS	–	TN, CA, PA, TX
ICN3P16TLEDN35M	913701266402	TLED Driver (2) 16W T8 120-277V	DLC, UL, CSA, RoHS	–	TN, CA, PA, TX
ICN4S24TLED90C2LSG35M	913701268802	TLED Driver (2) 24W T5HO 120-277V	DLC, UL, CSA, RoHS	–	TN, CA, PA, TX
ICN4P13TLEDN35M	913701269402	TLED Driver (2) 13W T8 120-277V	DLC, UL, CSA, RoHS	–	TN, CA, PA, TX
ICN4P16TLEDHLSC	913701266902	TLED Driver (2) 16W T8 120-277V	DLC, UL, CSA, RoHS	–	TN, CA, PA, TX
ICN4P16TLEDN	913701265802	TLED Driver (2) 16W T8 120-277V	DLC, UL, CSA, RoHS	–	TN, CA, PA, TX

Advance ballasts



Advance ballasts

Catalog Number	Model Number	Product Description	Compliance	Dimming	Distribution Center
Ambistar Ballast					
RELB2S40N35I	913701218101	ELE BALLAST (2) F40T12 120V	UL, CSA, RoHS	–	TN, CA, PA, TX
IntelliVolt Ballast					
ICN1P32N35I	913710852301	ELE BALLAST (1) F32T8 120-277V	UL, CSA, RoHS	–	TN, CA, PA, TX
ICN2P32N35I	913710842701	ELE BALLAST (2) F32T8 120-277V	UL, CSA, RoHS	–	TN, CA, PA, TX
ICN3P32N35I	913701220201	ELE BALLAST (3) F32T8 120-277V	UL, CSA, RoHS	–	TN, CA, PA, TX
ICN4P32N35I	913701220301	ELE BALLAST (4) F32T8 120-277V	UL, CSA, RoHS	–	TN, CA, PA, TX
ICN2S40N35I	913710855801	ELE BALLAST (2) F40T12 120-277V	UL, CSA, RoHS	–	TN, CA, PA, TX
ICN2P60N35I	913701261901	ELE BALLAST (2) F96T12 120-277V	UL, CSA, RoHS	–	TN, CA, PA, TX
ICN2S110SC35I	913701212601	ELE BALLAST (2) F96T12/HO 120-277V	UL, CSA, RoHS	–	TN, CA, PA, TX
ICN2S28N35I	913701262101	ELE BALLAST (2) F96T8 120-277V	UL, CSA, RoHS	–	TN, CA, PA, TX
ICN2S24N35M	913701248702	ELE BALLAST (2) F28T5 120-277V	UL, CSA, RoHS	–	TN, CA, PA, TX
ICN2S54N35M	913701235101	ELE BALLAST (2) F54T5/HO 120-277V	UL, CSA, RoHS	–	TN, CA, PA, TX
ICN2S54T35I	913701253301	ELE BALLAST (2) F54T5/HO 120-277V	UL, CSA, RoHS	–	TN, CA, PA, TX
ICN2S24T35I	913701253001	ELE BALLAST (2) F24T5/HO 120-277V	UL, CSA, RoHS	–	TN, CA, PA, TX
ICN2S39T35I	913701253201	ELE BALLAST (2) F39T5/HO 120-277V	UL, CSA, RoHS	–	TN, CA, PA, TX
ICN2S5490CN35I	913701246101	ELE BALLAST (2) F54T5/HO 120-277V	UL, CSA, RoHS	–	TN, CA, PA, TX
ICN2S5490CT35I	913701253401	ELE BALLAST (2) F54T5/HO 120-277V	UL, CSA, RoHS	–	TN, CA, PA, TX
ICN4S5490C2LSG35I	913710268501	ELE BALLAST (4) F54T5/HO 120-277V	UL, CSA, RoHS	–	TN, CA, PA, TX
ICN1S80T35M	913701252902	ELE BALLAST (1) F80T5/HO 120-277V	UL, CSA, RoHS	–	TN, CA, PA, TX
Magnetic HID Ballast					
71A5081001D	913701147701	MH BAL 35/39W M130 120/277V KIT	UL, CSA, RoHS	–	TN, CA, PA, TX
71A5181001D	913710635601	MH BAL 50W M110 120/277V KIT	UL, CSA, RoHS	–	TN, CA, PA, TX
71A5750001D	913700533009	MH BAL 100W M90/140 QUAD KIT	UL, CSA, RoHS	–	TN, CA, PA, TX
71A5752001D	913710606201	MH BAL 150W M102/142 QUAD KIT	UL, CSA, RoHS	–	TN, CA, PA, TX
71A5770001D	913700534109	MH BAL 175W M57 QUAD KIT	UL, CSA, RoHS	–	TN, CA, PA, TX
71A5771001D	913700503051	MH BAL 175W M137/M152 QUAD KIT	UL, CSA, RoHS	–	TN, CA, PA, TX
71A5792001D	913710413801	MH BAL 250W M58 5-TAP KIT	UL, CSA, RoHS	–	TN, CA, PA, TX
71A5892001D	913701122311	MH BAL 250W M138/M153 5-TAP KIT	UL, CSA, RoHS	–	TN, CA, PA, TX
71A6051001D	913700534809	MH BAL 250W M58 QUAD KIT	UL, CSA, RoHS	–	TN, CA, PA, TX
71A6071001D	913700534909	MH BAL 250W M58 QUAD KIT	UL, CSA, RoHS	–	TN, CA, PA, TX
71A6092001D	913710413901	MH BAL 250W M138/M153 QUAD KIT	UL, CSA, RoHS	–	TN, CA, PA, TX
71A6552001	913700535309	MH BAL 320W M132/154 QUAD KIT	UL, CSA, RoHS	–	TN, CA, PA, TX
71A6593001	913710651101	MH BAL 400W M59 5-TAP KIT	UL, CSA, RoHS	–	TN, CA, PA, TX
71A7801001D	913700537609	MH BAL 400W M59 QUAD KIT	UL, CSA, RoHS	–	TN, CA, PA, TX
71A7891001D	913700535809	MH BAL 400W M135/155 QUAD KIT	UL, CSA, RoHS	–	TN, CA, PA, TX
71A7971001D	913710401201	MH BAL 1000W M47 5-TAP KIT	UL, CSA, RoHS	–	TN, CA, PA, TX
71A8071001D	913701121502	MH BAL 1000W M141 5-TAP KIT	UL, CSA, RoHS	–	TN, CA, PA, TX
71A6593001	913710651101	MH BAL 1000W M141 QUAD KIT	UL, CSA, RoHS	–	TN, CA, PA, TX
71A7801001D	913700537609	HPS BAL 50W S68 120/277V KIT	UL, CSA, RoHS	–	TN, CA, PA, TX
71A7891001D	913701115201	HPS BAL 50W S68 QUAD KIT	UL, CSA, RoHS	–	TN, CA, PA, TX
71A7971001D	913700501309	HPS BAL 70W S62 QUAD KIT	UL, CSA, RoHS	–	TN, CA, PA, TX
71A8071001D	913700556409	HPS BAL 100W S54 QUAD KIT	UL, CSA, RoHS	–	TN, CA, PA, TX
71A8172001D	913700556509	HPS BAL 150W S55 QUAD KIT	UL, CSA, RoHS	–	TN, CA, PA, TX
71A8251001D	913710414701	HPS BAL 250W S50 5-TAP KIT	UL, CSA, RoHS	–	TN, CA, PA, TX
71A8271001D	913700556609	HPS BAL 250W S50 QUAD KIT	UL, CSA, RoHS	–	TN, CA, PA, TX
71A8453001D	913710414801	HPS BAL 400W S51 5-TAP KIT	UL, CSA, RoHS	–	TN, CA, PA, TX
71A8753001	913710405501	HPS BAL 1000W S52 5-TAP KIT	UL, CSA, RoHS	–	TN, CA, PA, TX

Advance ballasts



Advance ballasts

Catalog Number	Model Number	Product Description	Compliance	Dimming	Distribution Center
Mark 7 Ballast					
Izt2PSP32SC35I	913701260901	ELE BALLAST (2) F32T8 120-277V	UL, CSA, RoHS	Yes	TN, CA, PA, TX
Izt3PSP32SC35I	913701261701	ELE BALLAST (3) F32T8 120-277V	UL, CSA, RoHS	Yes	TN, CA, PA, TX
Izt4PSP32G35M	913701251002	ELE BALLAST (4) F32T8 120-277V	UL, CSA, RoHS	Yes	TN, CA, PA, TX
Izt2S26M5LD35M	913710213702	ELE BALLAST (1) or (2) 26W, (1) 32W, (1) 42W CFL 4P 120-277V	UL, CSA, RoHS	Yes	TN, CA, PA, TX
Izt2T42M5LD35M	913710291002	ELE BALLAST (2) 26W, (3) 32W, (2) 42W CFL 4P 120-277V	UL, CSA, RoHS	Yes	TN, CA, PA, TX
Mark 10 Ballast					
REZ2S32SC35I	913710231601	ELE BALLAST (2) F32T8 120-277V	UL, CSA, RoHS	Yes	TN, CA, PA, TX
REZ3S32SC35I	913710232101	ELE BALLAST (3) F32T8 120-277V	UL, CSA, RoHS	Yes	TN, CA, PA, TX
VEZ2S32SC35I	913710251201	ELE BALLAST (2) F32T8 120-277V	UL, CSA, RoHS	Yes	TN, CA, PA, TX
VEZ3S32SC35I	913710252001	ELE BALLAST (3) F32T8 120-277V	UL, CSA, RoHS	Yes	TN, CA, PA, TX
Optanium Ballast					
IOPA1P32N35I	913701216101	ELE BALLAST (1) F32T8 120-277V	UL, CSA, RoHS	—	TN, CA, PA, TX
IOPA2P32N35I	913701216301	ELE BALLAST (2) F32T8 120-277V	UL, CSA, RoHS	—	TN, CA, PA, TX
IOPA3P32N35I	913701245401	ELE BALLAST (3) F32T8 120-277V	UL, CSA, RoHS	—	TN, CA, PA, TX
IOPA4P32N35I	913701235501	ELE BALLAST (4) F32T8 120-277V	UL, CSA, RoHS	—	TN, CA, PA, TX
IOPA1P32LWN35I	913701216001	ELE BALLAST (1) F32T8 120-277V	UL, CSA, RoHS	—	TN, CA, PA, TX
IOPA2P32LWN35I	913701216202	ELE BALLAST (2) F32T8 120-277V	UL, CSA, RoHS	—	TN, CA, PA, TX
IOPA3P32LWN35M	913701245502	ELE BALLAST (3) F32T8 120-277V	UL, CSA, RoHS	—	TN, CA, PA, TX
IOPA4P32LWN35M	913701235602	ELE BALLAST (4) F32T8 120-277V	UL, CSA, RoHS	—	TN, CA, PA, TX
IOP2P59N35I	913710209004	ELE BALLAST (2) 26W, (3) 32W, (2) 42W CFL 4P 120-277V	UL, CSA, RoHS	—	TN, CA, PA, TX
IOP1PSP32N35M	913701260402	ELE BALLAST (1) F32T8 120-277V	UL, CSA, RoHS	—	TN, CA, PA, TX
IOP2PSP32N35I	913701260601	ELE BALLAST (2) F32T8 120-277V	UL, CSA, RoHS	—	TN, CA, PA, TX
IOP3PSP32SC35I	913710894401	ELE BALLAST (3) F32T8 120-277V	UL, CSA, RoHS	—	TN, CA, PA, TX
IOP4PSP32SC35I	913710894601	ELE BALLAST (4) F32T8 120-277V	UL, CSA, RoHS	—	TN, CA, PA, TX
IOP1PSP32LWN35M	913701260502	ELE BALLAST (1) F32T8 120-277V	UL, CSA, RoHS	—	TN, CA, PA, TX
IOP2PSP32LWN35M	913701260702	ELE BALLAST (2) F32T8 120-277V	UL, CSA, RoHS	—	TN, CA, PA, TX
IOP3PSP32LWSC35I	913710894301	ELE BALLAST (3) F32T8 120-277V	UL, CSA, RoHS	—	TN, CA, PA, TX
IOP4PSP32LWSC35I	913710894501	ELE BALLAST (4) F32T8 120-277V	UL, CSA, RoHS	—	TN, CA, PA, TX
ROVR Ballast					
IDA2S32SC35I	913710265802	ELE BALLAST (2) F32T8 120-277V	UL, CSA, RoHS	Yes	TN, CA, PA, TX
SignPro Ballast					
ISB021612EI	913701262201	ELE SIGN BAL (1-2) T12HO 2-16FT 120-277V	UL, CSA, RoHS	—	TN, CA, PA, TX
ISB043214EI	913701262301	ELE SIGN BAL (1-4) T12HO 4-32FT 120-277V	UL, CSA, RoHS	—	TN, CA, PA, TX
ISB084846EI	913701262401	ELE SIGN BAL (4-6) T12HO 8-48FT 120-277V	UL, CSA, RoHS	—	TN, CA, PA, TX
ISB104014EI	913701262501	ELE SIGN BAL (1-4) T12HO 10-40FT 120-277V	UL, CSA, RoHS	—	TN, CA, PA, TX
SmartMate Ballast					
ICF2S13H1LDK	913700500811	ELE BALLAST (1) or (2) 13W CFL 4P 120-277V	UL, CSA, RoHS	—	TN, CA, PA, TX
ICF2S26H1LDK	913700500821	ELE BALLAST (1) or (2) 18W CFL 4P 120-277V	UL, CSA, RoHS	—	TN, CA, PA, TX
ICF2S42M2LDK	913700500831	ELE BALLAST (1) or (2) 26W, (1) 32W, (1) 42W CFL 4P 120-277V	UL, CSA, RoHS	—	TN, CA, PA, TX



© 2021 Signify Holding. All rights reserved. The information provided herein is subject to change, without notice. Signify does not give any representation or warranty as to the accuracy or completeness of the information included herein and shall not be liable for any action in reliance thereon. The information presented in this document is not intended as any commercial offer and does not form part of any quotation or contract, unless otherwise agreed by Signify.

Signify North America Corporation
400 Crossing Blvd, Suite 600
Bridgewater, NJ 08807
Telephone: 855-486-2216

Signify Canada Ltd.
281 Hillmount Road,
Markham, ON, Canada L6C 2S3
Telephone: 800-668-9008

All trademarks are owned by Signify Holding or their respective owners.