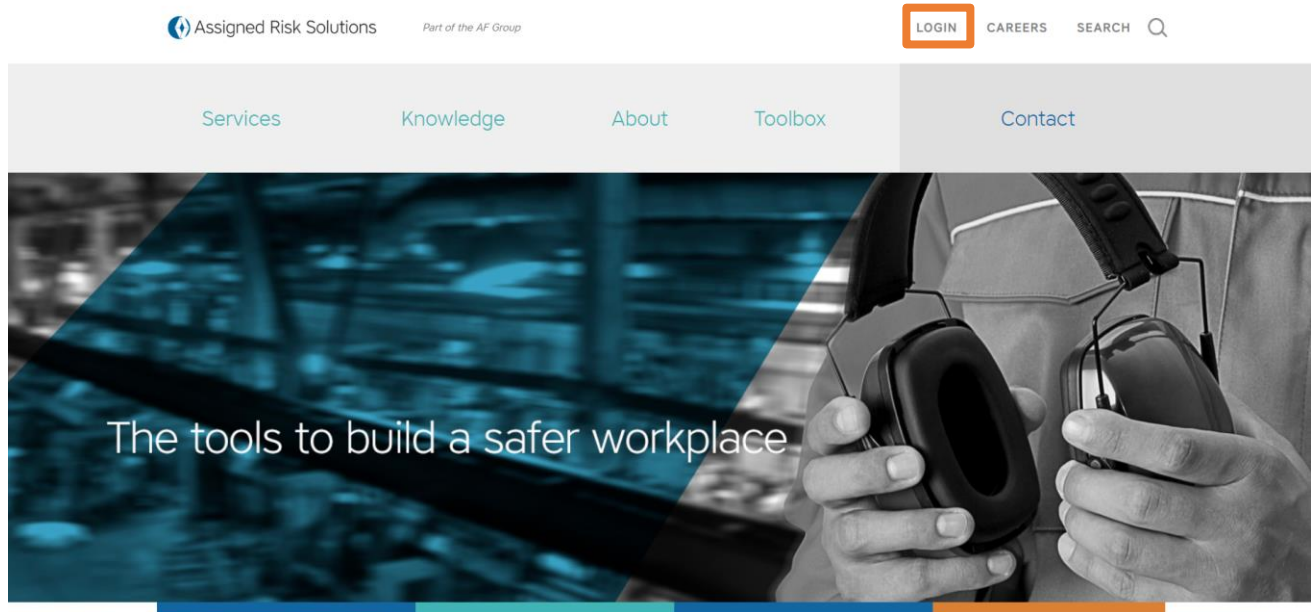
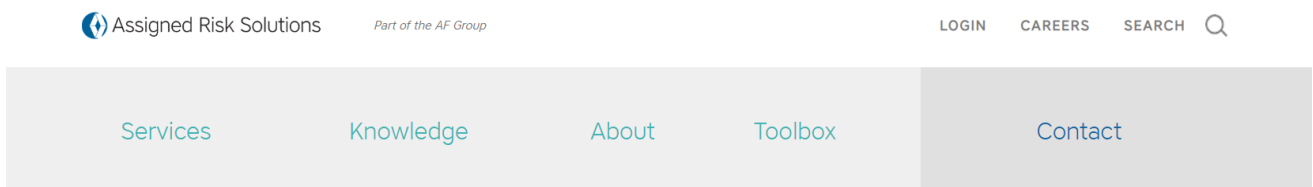


How to Self-register for the Policyholder Portal

1. Go to www.AssignedRiskSolutions.com and click on “LOGIN.”



2. Next click on “Policyholder Portal.”



Assigned Risk Solutions Login

Our customer portal provides all the features you need to manage your account, your insurance policies, and to submit and manage injury claims. To better serve your needs, the portal links are grouped by access as an **agent** or a **policyholder**.

Log In:

[Agent Portal](#)

[Policyholder Portal](#)

3. If you're a new user, click on "Create an account" located at the bottom of the screen.

Assigned Risk Solutions

LOGIN TO MY ACCOUNT

Username: Agents enter Agent ID; Policyholders enter Email ID

Password

Remember my username

LOG IN

[Forgot Password?](#)

New here? [Create an account](#)

4. Then click to indicate "I'm not a robot."

Assigned Risk Solutions

Register Your Account

I'm not a robot



5. Enter your email address and click “Send.”



Register Your Account

Enter your email address to proceed. We will send you an email with a link that will allow you to continue registering.

myemailid@outlook.com

SEND

6. Check your email for an auto-generated message from Assigned Risk Solutions and click the link to proceed.

Next Steps for Your Assigned Risk Solutions Registration

Inbox x



no_reply@afassignedrisk.com

to me ▾



Categorize this message as:

Personal ▾

Dear User,


Please click [this link](#) and follow the instructions to complete your registration for the Assigned Risk Solutions portal.

Thank you.

Assigned Risk Solutions Team

Note: The self registration link is valid for next 2 hours.

Once you click the link, you will see the following page.

 Assigned Risk Solutions

Register Your Account

Select user type

Agents enter Agent ID; Policyholders enter e-mail address
(If you do not have your Agent ID, please contact us at Policy@AFAssignedRisk.com or at 866-221-9640)

First Name


Last Name

Password

Confirm password

Phone number

7. On the Registration page, select 'Policyholder' as the user type. Enter the email address that will be used as the User ID for login to the portal after registration. Populate the fields, keeping in mind that passwords require each of the following (minimum): 10 characters, one number, one capital letter, on lower-case letter and one special character.

 Assigned Risk Solutions

Register Your Account

Policy Holder

testholder48901@gmail.com

(If you do not have your Agent ID, please contact us at Policy@AFAssignedRisk.com or at 866-221-9640)

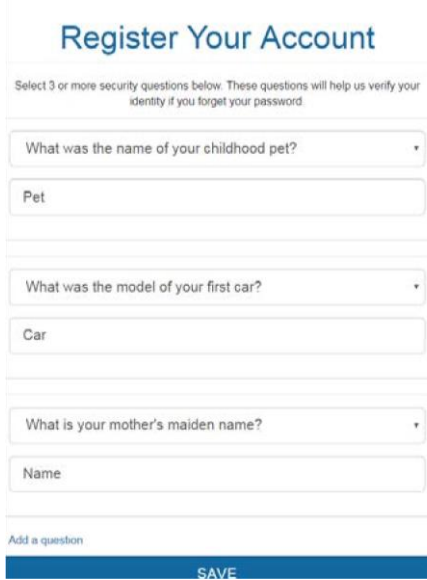
Test

Agent

.....

.....

8. Click “Save,” then enter security questions and answers as prompted.



Register Your Account

Select 3 or more security questions below. These questions will help us verify your identity if you forget your password.

What was the name of your childhood pet? ▾

Pet

What was the model of your first car? ▾

Car

What is your mother's maiden name? ▾

Name

Add a question

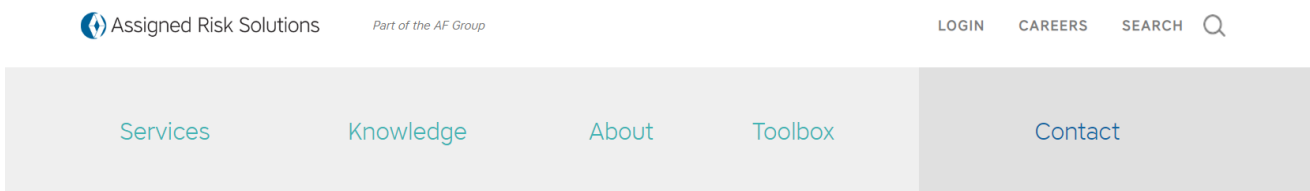
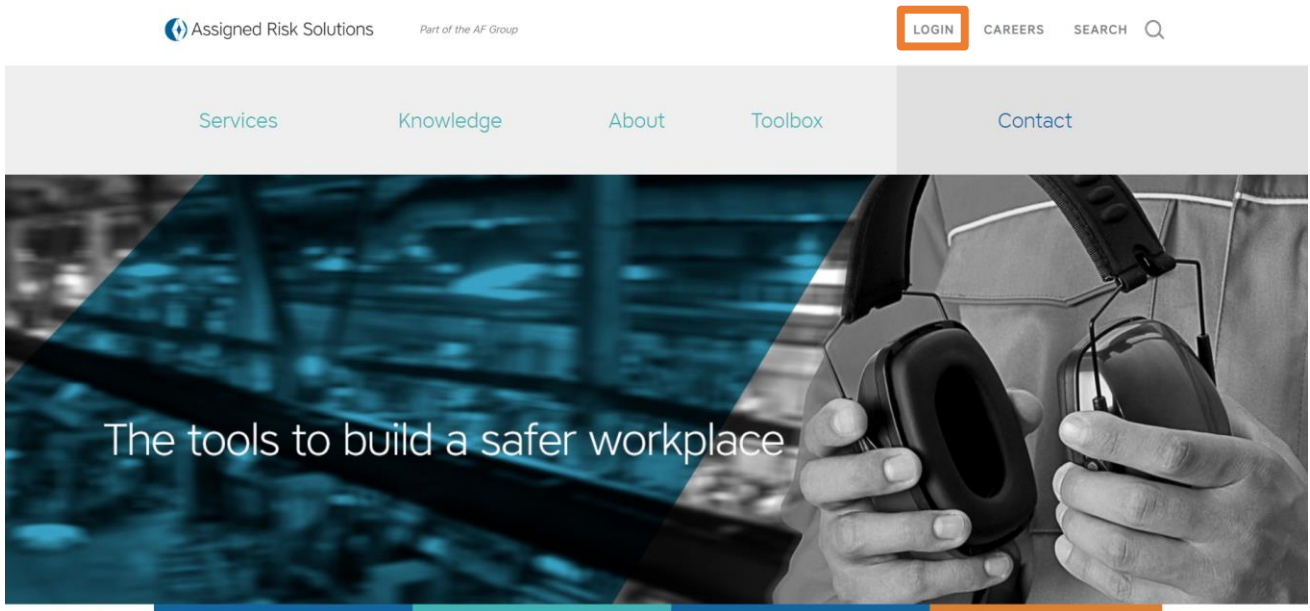
SAVE

9. Click “Save” again, which will display a success page. This will complete your registration.

Register Your Account

Your account has been successfully registered.

To log in after registration, go to the login page and click on "Policyholder Portal."



Assigned Risk Solutions Login

Our customer portal provides all the features you need to manage your account, your insurance policies, and to submit and manage injury claims. To better serve your needs, the portal links are grouped by access as an **agent** or a **policyholder**.

Log In:

[Agent Portal](#)

[Policyholder Portal](#)

Enter your email and password created during registration, then click “LOGN” and you’ll be directed to the Policyholder Portal.



LOGIN TO MY ACCOUNT

Remember my username

[Forgot Password?](#)

[New here? Create an account](#)

Enter the details on the Guidewire Account Management Portal screen shown below and complete the enrollment process.

The screenshot shows the Guidewire Account Management Portal enrollment form. The browser address bar displays the URL: <https://portal.afassignedrisk.com/amp-portal/html/index.html/account/enrollment>. The page title is "GUIDEWIRE Account Management Portal™".

Please provide the following information to gain access to your account and policy details.

Type of User: Select the type of User (Company selected)

Type of Contact: Company

Company Name: [Text Field]

EIN: [Text Field]

Policy Number: [Text Field]

Policy Effective Date (Format: MM/DD/YYYY): [Text Field]

Have a Workers' Compensation policy with us? Register to pay your bill, view your policy and check your claim status. Simply complete all items for online access to your policy information.

[Register]

The screenshot shows the Guidewire Account Management Portal enrollment form. The browser address bar displays the URL: <https://portal.afassignedrisk.com/amp-portal/html/index.html/account/enrollment>. The page title is "GUIDEWIRE Account Management Portal™".

Please provide the following information to gain access to your account and policy details.

Type of User: Select the type of User (Broker/Agent selected)

Type of Contact: Agent

Company Name: [Text Field]

EIN: [Text Field]

Policy Number: [Text Field]

Policy Effective Date (Format: MM/DD/YYYY): [Text Field]

Have a Workers' Compensation policy with us? Register to pay your bill, view your policy and check your claim status. Simply complete all items for online access to your policy information.

[Register]

Customer Portal Login | AI Specialty Assigned | Next Steps for Your AI | You are sharing your screen | Joint Management

Secure | <https://portal.assignedrisk.com/temp-portal.html/index.html/#account-enrollment>

Managed bookmarks | Getting Started | Robert H. Smith, Sch... | User Dashboard | GMAT | MBA | Maryland | After Acceptance | MBA Career Checki... | Imported From Favi... | Jobs | Book | eBooks | Other bookmarks

GUIDEWIRE Account Management Portal™

Please provide the following information to gain access to your account and policy details.

Type of User:	Policyholder	Make a Statement Compensation policy with... Register to use your will... view your policy and check... your claim status. Simply complete all boxes for... online access to your policy... information.
Type of Contact:	Company	
Company Name:	ABC Company	
FIRM:	12-3456789	
Policy Number:	ARP1200000x	
Policy Effective Date: (Format: MM/DD/YYYY)	05/01/2017	

Return

7:38 PM 1/26/2017

Customer Portal Login | AI Specialty Assigned | Next Steps for Your AI | You are sharing your screen | Joint Management

Secure | <https://portal.assignedrisk.com/temp-portal.html/index.html/#account-enrollment>

Managed bookmarks | Getting Started | Robert H. Smith, Sch... | User Dashboard | GMAT | MBA | Maryland | After Acceptance | MBA Career Checki... | Imported From Favi... | Jobs | Book | eBooks | Other bookmarks

GUIDEWIRE Account Management Portal™

msrhobler69901@gmail.com

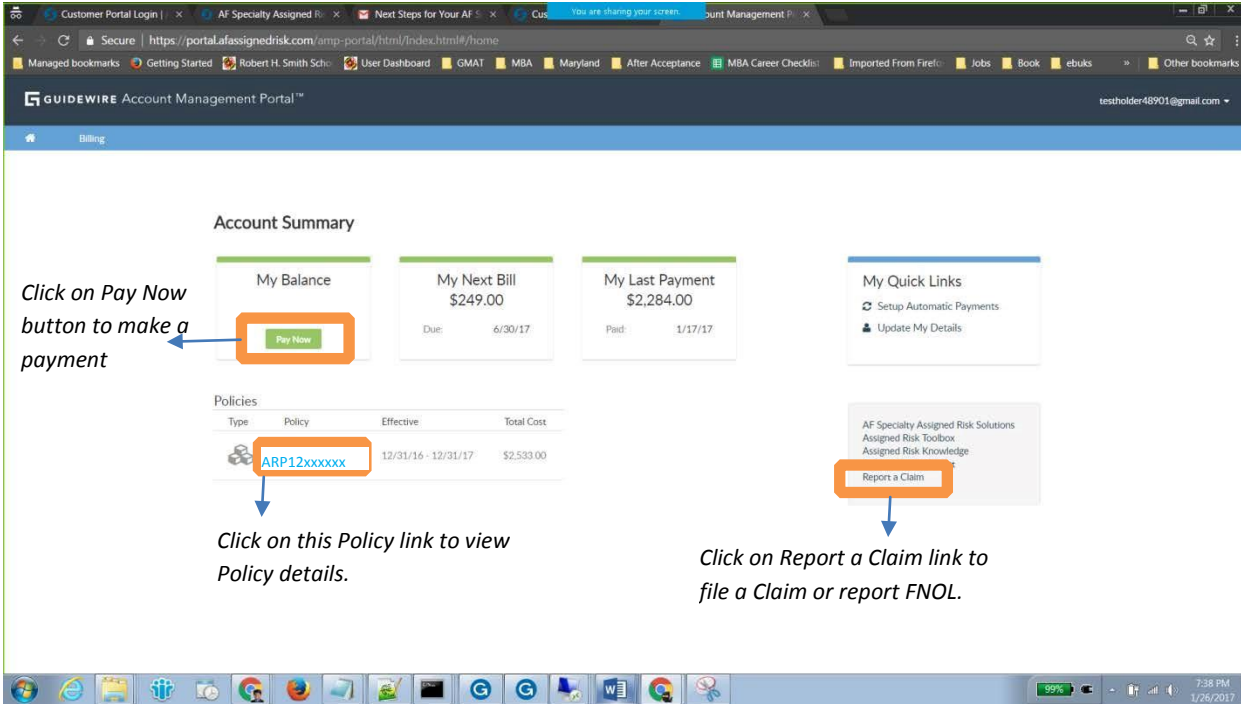
Home

✔ Enrollment Successful
You now have access to account number: ARP12000000x

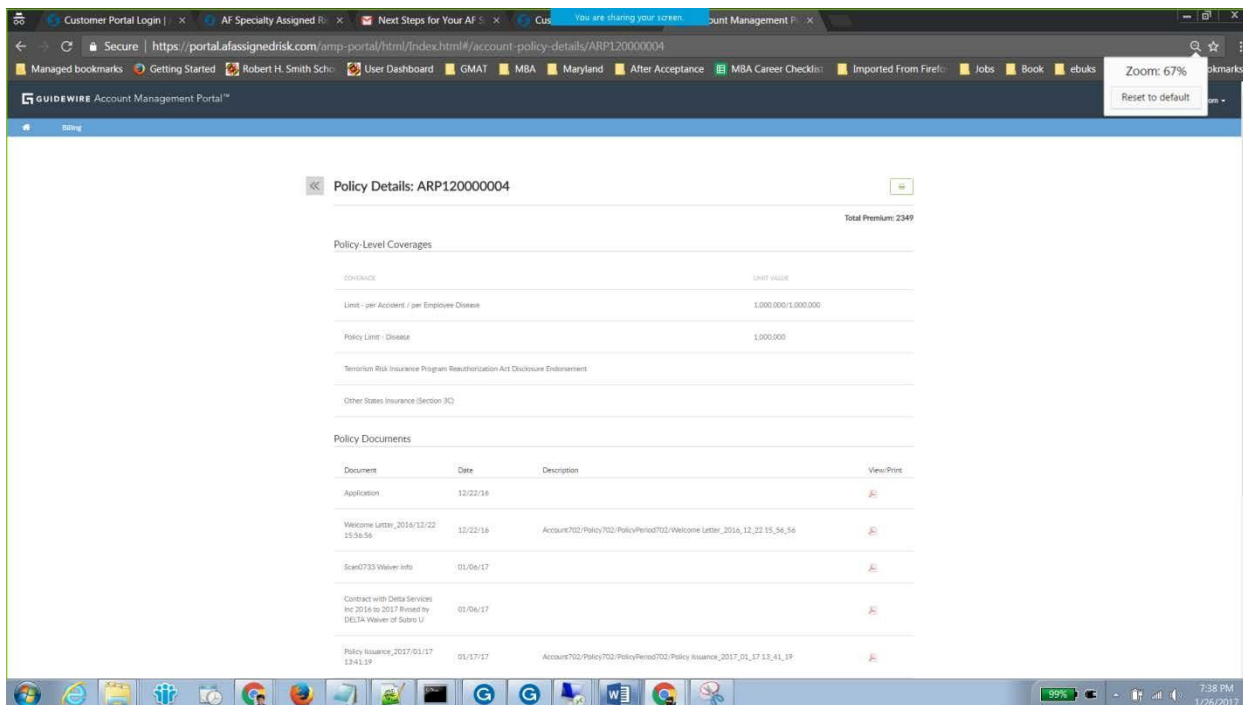
[Return to Home Page](#)

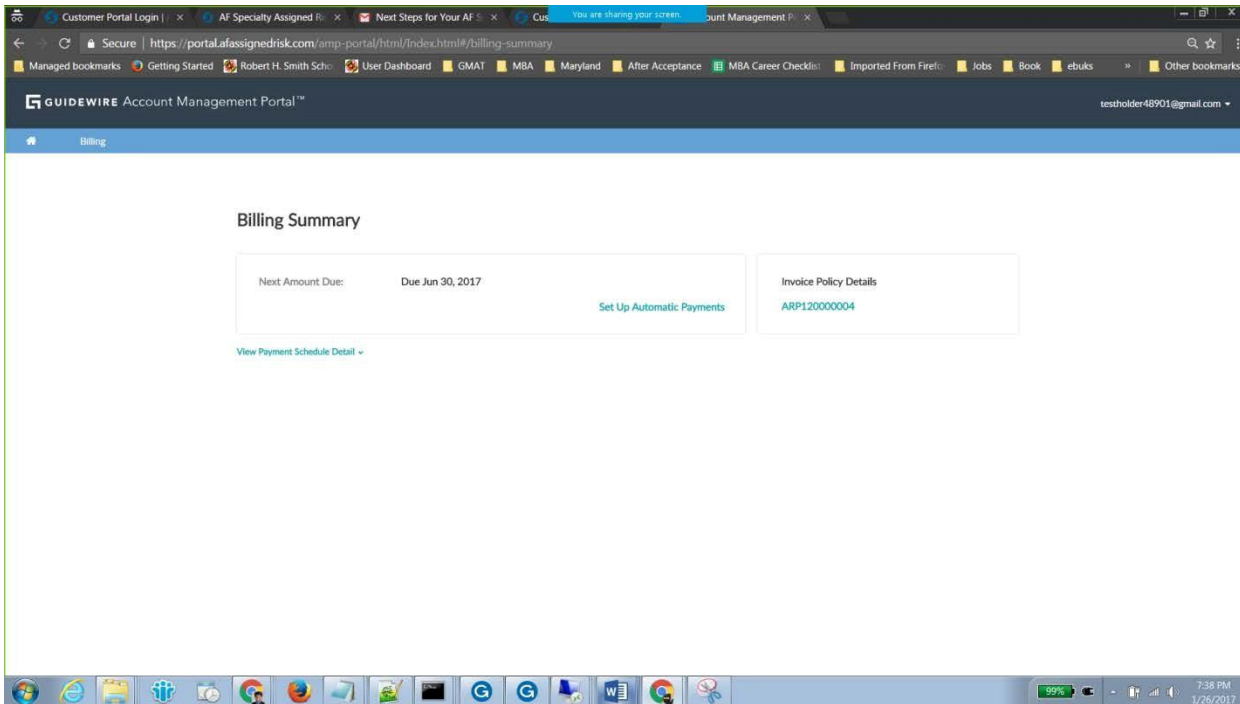
7:38 PM 1/26/2017

Upon successful enrollment, you'll be able to view account and policy details.



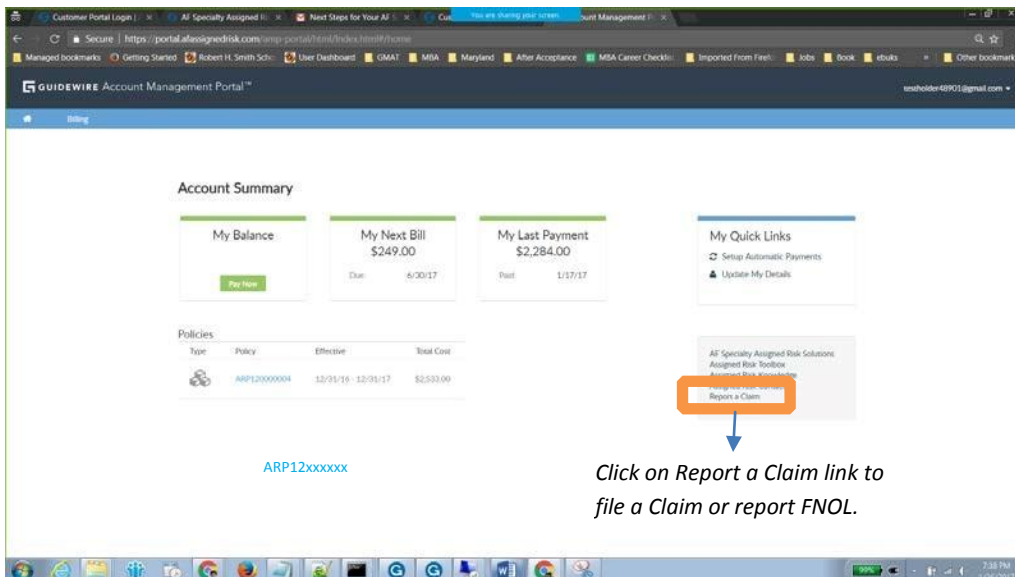
Screen below shows Policy details screen.



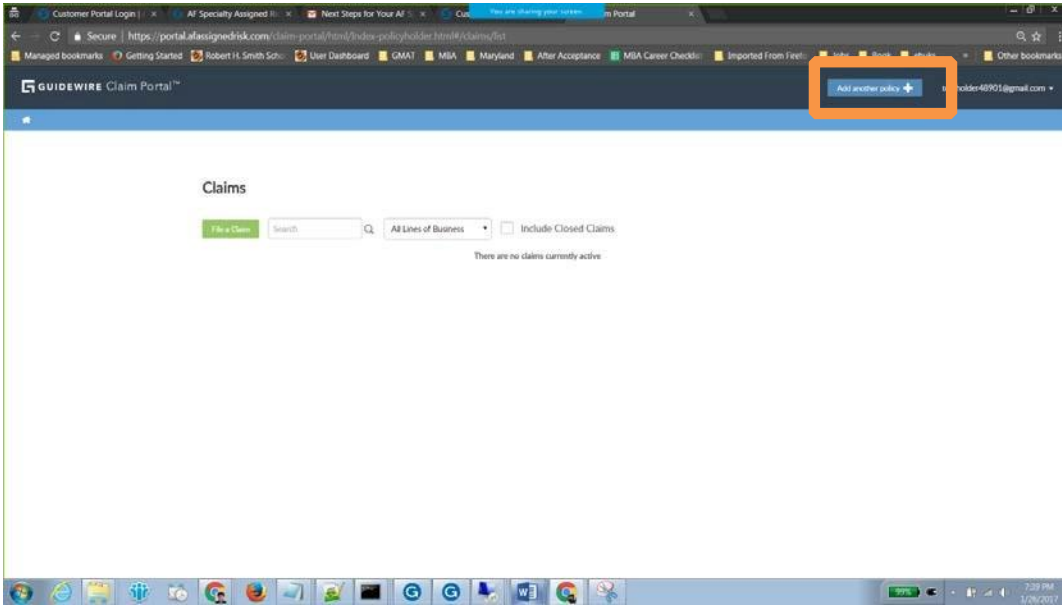


How to report a new claim?

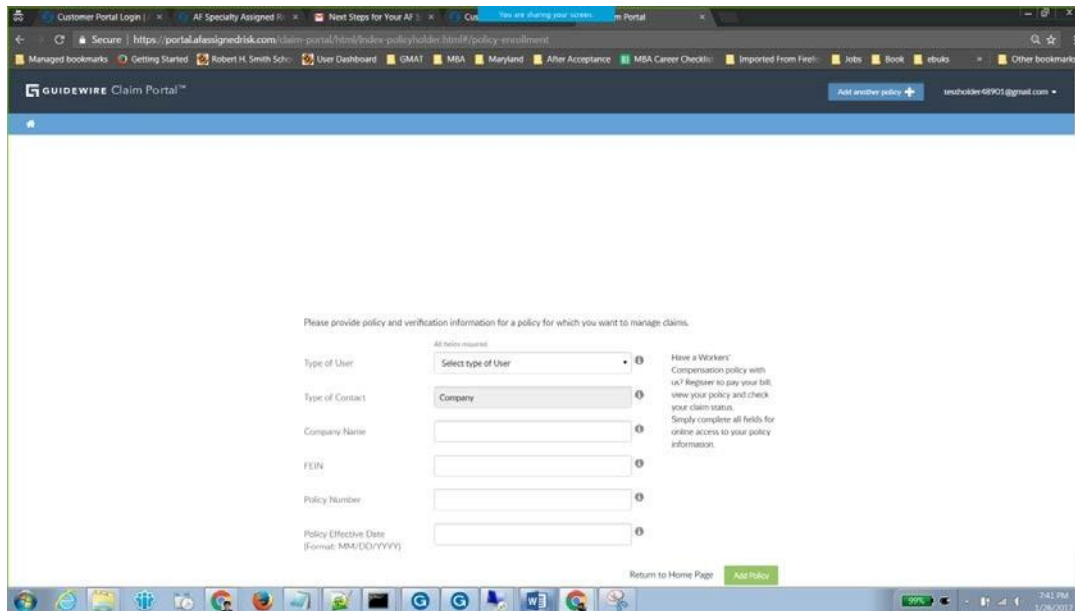
On the Account Management Portal landing page, click on "Report Claim."



Click on “Add Policy” at the top right corner of the page.



Enter policy details after which the claim will be opened.



Customer Portal Login | AF Specialty Assigned Ri | Next Steps for Your AF | You are sharing your screen | m Portal

Secure | https://portal.assignedrisk.com/claim-portal/html/index-policyholder.html#policy-enrollment

Managed bookmarks | Getting Started | Robert H. Smith Sch | User Dashboard | GMAT | MBA | Maryland | After Acceptance | MBA Career Checks | Imported From Fire | Jobs | Book | ebooks | Other bookmarks

GUIDEWIRE Claim Portal™ | Add another policy + | testholder48901@gmail.com

Please provide policy and verification information for a policy for If you own a policy, select PolicyHolder.
If you're an agent, select Agent.

All fields required:

Type of User	<input type="text" value="Policyholder"/>	?	<p>Have a Workers' Compensation policy with us? Register to pay your bill, view your policy and check your claim status. Simply complete all fields for online access to your policy information.</p>
Type of Contact	<input type="text" value="Company"/>	?	
Company Name	<input type="text" value="ABC Company"/>	?	
FEIN	<input type="text" value="123456789"/>	?	
Policy Number	<input type="text" value="ARP120000000"/>	?	
Policy Effective Date (Format: MM/DD/YYYY)	<input type="text" value="01/01/2017"/>	?	

[Return to Home Page](#) [Add Policy](#)

99% | 7:42 PM 1/26/2017

Customer Portal Login | AF Specialty Assigned Ri | Next Steps for Your AF | You are sharing your screen | m Portal

Secure | https://portal.assignedrisk.com/claim-portal/html/index-policyholder.html#policy-enrollment

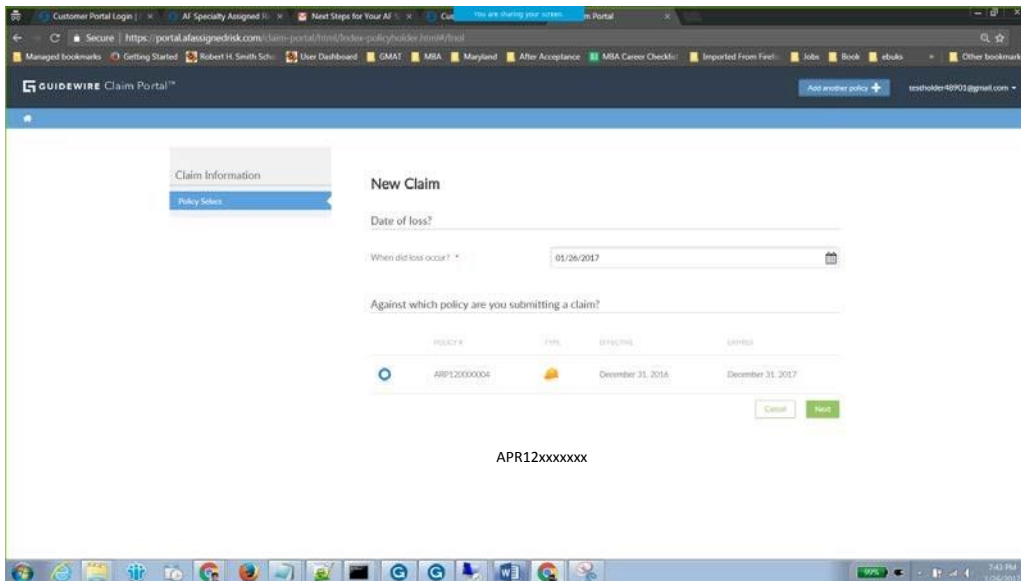
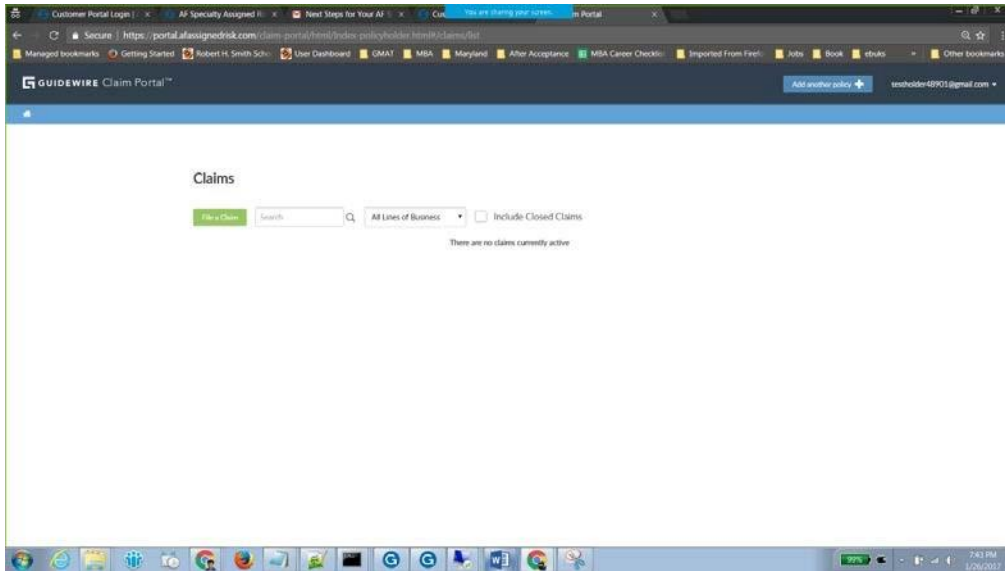
Managed bookmarks | Getting Started | Robert H. Smith Sch | User Dashboard | GMAT | MBA | Maryland | After Acceptance | MBA Career Checks | Imported From Fire | Jobs | Book | ebooks | Other bookmarks

GUIDEWIRE Claim Portal™ | Add another policy + | testholder48901@gmail.com

✓ Enrollment Successful!
You now have access to policy number ARP120000004

[Return to Home Page](#) [Add Another Policy](#)

99% | 7:42 PM 1/26/2017



Enter claim details as shown in the following screens to report a new claim.

