

Showtec Catalogue



Showtec: entertainment lighting & stage effects

If you aspire to become an established name and a complete supplier of entertainment lighting then you need to meet a few important criteria.

First of all a constant high quality-level is necessary, second a complete range of lighting solutions and finally a clear and transparent product portfolio.

Over the years Showtec has become this household name by providing a wide range of entertainment lighting and effects while always keeping in mind to maintain or improve a high quality-level.

This new **Showtec** catalogue focuses entirely on our current series and gives you a well-defined and clear overview. For every level of experience, budget or visual requirements, from moving heads to lasers and from floodlights to Special FX units, you can find the fitting answer right here. You can check all these items with full specs and matching accessories online as well, on www.showtec.info





Moving Heads

Polar Series	04
Phantom Series	14
Shark Series	34
Kanjo Series	48

Lightbars & Spots

Spectral Series	56
Cameleon Series	66
Light Bars	74
Spots	84

Parcans

	94
--	----

Wall Washers

Wall Washers	114
Battery Lights	118
Blinders	124
Floodlights	138

Theatre Lights

Theatre Lights	140
ACT Series	154
Theatre Lights	160

Light Effects

Light Effects	164
Strobe Lights	200
Blacklights	204
Galactic Series	208

Decolights

	218
--	-----

Lightcontrollers

Lightcontrollers	238
Switch & Relay Packs	258
Dimmerpacks	260
DMX Gear	268

Foggers

Foggers & Effects	284
What The Fog Series	286
Dragon Series	290
Effects	298



Showtec Polar Series


IP-65 Rated outdoor moving heads

Don't let the weather get in the way of creating an awesome lightshow. Why let rain keep you from putting together an awesome outdoor presentation? Like they say "The show must go on" and with Showtec Polar you can.

A range of rugged IP-65 rated moving heads, designed around sturdy housings with great optics, strong LED engines and a wide array of features and effects. The Showtec Polar family presents a Beam with a razor sharp 1.7° angled beam, a Wash with 8 separate controllable RGBW LED modules and a very versatile Hybrid fixture built around a powerful 300W LED engine.

Fixtures engineered to deliver no matter what the conditions are. Just bring on the rain and Polar will bring the light.





Technical Information

Output:
Lux @ 10m: 22750 Lux (3°)
Lux @ 1m: 71250 Lux (30°)
Light Source: 300W module
Beam angle: 3-30°

Electrical:
Input voltage: 100-240V AC / 50-60Hz (auto ranging)
Max. Power consumption: 400W

Control:
On Board: Display
Control protocol: DMX-512, Art-net, RDM, sACN, W-DMX
Control personality: Basic/22ch, Standard/26CH, Extended/30ch

Optical system:
Dimmer: 0-100% (16bit)
Strobe: 0-25Hz
Focus: Motorized linear focus
Prism: 1x 5F Circular prism with bi-directional rotation, Speed adjustable
Frost: 1 Frost filter, linear adjustment

Movement:
Pan: 540°
Tilt: 270°
Pan/Tilt resolution: (8-16 bit)

Gobos & Colours:
Rotating gobo: 8 Gobos + White, Gobo-flow effect, Gobo shake, Bi-directional rotation
Static gobo: 12 Gobos + White, Gobo-flow effect, Gobo shake

Colours: CMY wheels, One colour wheel (8 dichroic filters + White, Rainbow-flow effect)

Physical:
Cooling: Forced Convection
Colour: Black
Casing: Flame retardant plastic, Die-cast Aluminium
Data connections: XLR 5P / RJ-45
Power connections: Seetronic Input
Dimensions: 416 x 356 x 670 mm
Ambient Temperature: -20°C ~ 45°C
IP Rated: IP65
Weight: 34.6 kg

Certification & Safety:
Certification: CE, MET



The Showtec Polar 300 Hybrid is designed around a 300W LED module and performs perfectly as a beam or spot effect due to the 3° to 30° zoom range. Incorporated in the unit are some exciting features like 8 rotating gobos and 12 static gobos with various effects. Put this in the mix with the double prism effect, from combining the 5 facet prism and you will have created an awesome effect. As IP65 unit very well equipped for outdoor purposes and versatile applications, controllable via DMX-512, RDM, Art-net and SACN.

Polar 300 Hybrid

40102 IP-65 Moving Head

Special features:

- IP65
- Spot, Beam & Wash
- Beam angle: 3-30°
- 5F Circular prism
- Wireless DMX as standard



Polar 1920 Wash

40104 IP-65 Moving Head

Special features:

- IP-65
- Zoom range 6° - 35°
- 19x 20W Wash effect
- RGB LED FX Ring
- Wireless DMX as standard


The Showtec Polar Wash 1920 is an innovative and versatile IP65 Wash moving head. Equipped with 19x20W Osram RGBW LED. Finishing touch and additional feature is a separate LED-ring which can create awesome effects. This gives you the freedom to design awesome visuals through DMX-512, RDM, Art-net or SACN. With a zoom-range of 6° to 35° and a choice of various colour mixing modes like HSIC, RGBW or CMY the Showtec Polar Wash FX delivers every time. Compact in size and light weight but it will make sure that its effect cannot be ignored. The Showtec Polar 1920 Wash will fit perfectly into any rental fleet, is ideal for mobile applications or for outdoor use at festivals or amusement parks.



Technical Information

Output:		Movement:	
Lux @ 1m:	30000lux (6°)	Pan:	540°
Lux @ 1m:	15000lux (35°)	Tilt:	270°
Light Source:	19x 20W(RGBW)	Pan/Tilt resolution:	(8-16 bit)
Beam Angle:	6 - 35°	Special:	Pan/Tilt movement black out, user selectable pan/tilt ranges
Electrical:		Physical:	
Input voltage:	100-240V AC / 50-60Hz (auto ranging)	Cooling:	Forced convection
Max. Power consumption:	350W	Colour:	Black
Control:		Casing:	Die-cast Aluminium
On Board:	Display	Data connections:	XLR 5P / RJ-45
Control protocol:	DMX-512, Art-net, RDM, SACN, Wireless DMX	Power connections:	Seatronic Input
Control personality:	HSIC(13ch), CMY(15CH), Person1(22ch), Person2(29ch), Pixel(45CH)	Dimensions:	416 x 356 x 488 mm
Optical system:		Ambient Temperature:	-20°C ~ 45°C
Dimmer:	0-100% (16bit)	IP Rated:	IP65
Strobe:	0-25Hz	Weight:	22.84 kg
Zoom range:	6 - 35°	Certification and safety:	
Led group:	RGB colour light, flowing water, chasing, Single point control effect	Certification:	CE, MET





Technical Information

Output:
 Lux @ 1m: 300000lux (4.5°)
 Lux @ 1m: 15000lux (35°)
 Light Source: 7x40W(RGBW) + 1x60W(RGBW)
 Beam Angle: 4.5 - 35°

Electrical:
 Input voltage: 100-240V AC / 50-60Hz (auto ranging)
 Max. Power consumption: 350W

Control:
 On Board: Display
 Control protocol: DMX-512, Art-net, RDM, sACN, W-DMX
 Control personality: HSiC(27ch), SSP(25ch), TOUR(30ch), TR16(37ch), Pixel(52ch), CMY(31ch)

Optical system:
 Dimmer: 0-100% (16bit)
 Strobe: 0-25Hz
 Zoom range: 4.5 - 35°
 Prism: 8F prism with bi-directional rotation, Speed adjustable
 Led group: RGB colour light, can present the circular arrangement, flowing water, chasing, Single point control effect

Movement:
 Pan: 540°
 Tilt: 270°
 Pan/Tilt resolution: (8-16 bit)
 Special: Pan/Tilt movement black out, user selectable pan/tilt ranges

Physical:
 Cooling: Forced convection
 Colour: Black
 Casing: Die-cast Aluminium
 Data connections: XLR 5P / RJ-45
 Power connections: Seetronic Input
 Dimensions: 416 x 356 x 489 mm
 Ambient Temperature: -20°C ~ 45°C
 IP Rated: IP65
 Weight: 23.24 kg

Certification and safety:
 Certification: CE, MET



The Showtec Polar Wash FX is an innovative and versatile IP65 Wash moving head. Equipped with 7x40W RGBW LED modules and one 60W RGBW LED module offering individual pixel control. Finishing touch and additional feature is a separate LED-ring which can create awesome effects. This gives you the freedom to design awesome visuals through DMX-512, RDM, Art-net or SACN. With a zoom-range of 4.5° to 35° and a choice of various colour mixing modes like HSiC, RGBW or CMY the Showtec Polar Wash FX delivers every time. Compact in size and light weight but it will make sure that its effect cannot be ignored. The Showtec Polar 340 Wash FX will fit perfectly into any rental fleet, is ideal for mobile applications or for outdoor use at festivals or amusement parks.

Polar 340 WashFX

40101 IP-65 Moving Head

Special features:

- IP-65
- Zoom range 4.5 - 35°
- 60W RGBW Flower effect
- 7x 40W Wash effect
- RGB LED FX Ring
- Wireless DMX as standard





Technical Information

Output: 170000 Lux
 Lux @ 5m: 170000 Lux
 Light Source: 100W module
 Angle: 1.7°

Electrical:
 Input voltage: 100-240V AC / 50-60Hz (auto ranging)
 Max. Power consumption: 180W

Control:
 On Board: Display
 Control protocol: DMX-512, Art-net, RDM, sACN, W-DMX
 Control personality: Basic/13ch, Standard/16CH, Extended/19ch

Optical system:
 Dimmer: 0-100% (16bit)
 Strobe: 0-25Hz
 Focus: Motorized linear focus
 Prism: 5 Circular & 24F linear prism, Speed adjustable

Movement:
 Pan: 540°

Tilt: 270°
 Pan/Tilt resolution: (8-16 bit)
 Special: Pan/Tilt movement black out, user selectable pan/tilt ranges

Gobos & Colours:
 Colours: One colour wheel (9 dichroic-filters + White, Rainbow-flow effect)
 Rotating Gobo: 8 Gobos + White, Gobo-flow effect, Gobo shake, Bidirectional rotation

Physical:
 Cooling: Natural Radiation
 Colour: Black
 Casing: Flame retardant plastic, Die-cast Aluminium
 Data connections: XLR 5P / RJ-45
 Power connections: Seetronic In/Output
 Dimensions: 410 x 280 x 483 mm
 Ambient Temperature: -20°C ~ 45°C
 IP Rated: IP65
 Weight: 19.52 kg

Certification & Safety:
 Certification: CE, MET



If you combine a razor-sharp 1.7° angled beam, extremely fast and precise X/Y movements and a strong 100W LED Module together with an IP65 rated housing, rotating gobos, dichroic filters and a speed adjustable prism, then you will have the perfect setting for the Showtec Polar 100 Beam moving head. A compact and light weight yet powerful moving head, capable of delivering 170000 lux@ 5m. Very well suited as showstopper for small to medium events and a perfect addition to larger setups to add just that little bit extra to the show.

Polar 100 Beam

40100 IP-65 Moving Head

Special features:

- IP65
- 100W LED Module
- Beam angle 1.7°
- Wireless DMX as standard



Showtec Phantom Series

Versatility has a name

The Phantom series, an established name in the entertainment lighting industry, consists of a range of very reliable fixtures with high performance and yet low power consumption.

It offers you all capabilities and functionalities to handle today's lighting requirements.

Spot, Wash, Beam, Matrix FX, Bar or Hybrid, razor sharp beams, colourful matrix effects or spectacular gobo imagery Showtec Phantom is the perfect choice!



Phantom 65 Spot

40070 Black

40071 White

Special features:

- 7 Bi-Rotating gobo's & 8 colours
- Pro Power In- & Output
- Gobo shake, gobo rotate and 3-facet prism
- Quick Lock Brackets



The Showtec Phantom 65 Spot is a very compact multifunctional moving light, specially designed for use on small to mid-sized stages, by DJs and entertainers. It is the ultimate successor to the Phantom Spot 50 and next to its stylish looks, it is just packed with great features. Full 65W white LED light output, 1 glass + 6 metal gobos, with gobo-flow and shake, 8 dichroic-filters + white enabling split colours and rainbow-flow effects, a 3-facet prism and great new optics with adjustable manual focus are all on board. It is just hard to believe that this compact fixture can carry all these features!

Thanks to its size and weight of only 6kg, this moving head can be mounted in any position with just one clamp. Also, Pro Power and DMX in- and output allow for easy daisy-chaining of the Phantom 65 spot. The Showtec Phantom series, a household name in the entertainment lighting industry, are a range of very reliable fixtures with low power consumption and high performance. Taking into account today's lighting demands, this series offers a range of modern fixtures such as Spot, Wash, Beam, Matrix FX, and Hybrid. Razor sharp beams, colourful matrix effects or spectacular gobo imagery, a Showtec Phantom will, just as any true superhero, never disappoint you.



Technical Information

Output	
Beam Angle:	16°
Light Source:	1 x 65W White LED
Lux @ 5m:	1870
Electrical	
Input voltage:	100~240VAC, 50/60Hz (auto ranging)
Power consumption:	180W max. at full output
Control	
On-Board:	Full colour display
Control Protocol:	DMX512, Auto, Sound, Manual, Master-Slave
Control Personality:	Advanced 13ch /Basic 8ch
Optical system	
Dimmer:	0-100%
Strobe:	0-20Hz
Focus:	Manual focus
Prism:	3-facet prism
Movement	
Pan:	540°
Tilt:	270°

Pan/Tilt resolution:	16 bit
Special:	Pan / Tilt movement blackout, User-selectable Pan & Tilt ranges, 540°/360°/180°, Reverse Pan / Tilt movement
Gobos & Colours	
Gobo:	1 glass + 6 metal gobos
Gobo functions:	Gobo-flow effect, Gobo shake
Rotation:	Bi-directional
Colours:	8 dichroic-filters + white
Colour functions:	Split colours, Rainbow-flow effect
Physical	
Colour:	Black
Housing:	Metal & Flame-retardant plastic
Data Connection:	XLR 3p in- & output
Power connection:	Pro Power in- & output
Dimensions (WxDxH):	238 x 202 x 357 mm
Weight:	6Kg
Certification and Safety	
Certification:	CE
Max. ambient Temp.:	40°C

Case for 4x Phantom 65
D7051 Flightcase





Technical Information

Output
Lux @ 5m: 5500 (12°)
Beam Angle: 12°-17° (manual)
Light Source: 100W White LED

Electrical
Input voltage: 100-240VAC, 50/60Hz (auto ranging)
Power consumption: 360W max.

Control
On-Board: Full colour display
Control Protocol: DMX512, Auto, Sound, Manual, Master-Slave
Control Personality: Advanced 14ch /Basic 10ch

Optical system
Dimmer: 0-100%
Strobe: 0-20Hz
Focus: Motorized
Prism: 6-facet circular & 5- facet linear, rotating prism

Movement
Pan: 540°
Tilt: 270°

Pan/Tilt resolution: 16 bit
Special: Pan / Tilt movement blackout, User-selectable Pan & Tilt ranges, 540°/360°/180°, Reverse Pan / Tilt movement

Gobos & Colours
Rotating Gobowheel: 7 gobos
Gobo functions: Gobo-flow effect, Gobo shake
Rotation: Bi-directional
Colourwheel: 8 dichroic-filters + white
Colour functions: Split colours, Rainbow-flow effect

Physical
Colour: Black
Housing: Metal & Flame-retardant plastic
Data Connection: XLR 3p in- & output
Power connection: Pro Power in- & output
Dimensions (WxDxH): 325 x 210 x 420 mm
Weight: 11,3 Kg

Certification and Safety
Certification: CE
Max. ambient Temp.: 40°C

Case for 4x Phantom 100 Spot /
180 Wash **D7062** Flightcase



As addition to the successful Phantom Range, Showtec presents the Phantom 100. A compact, yet powerful moving head with all the features from its smaller brother the Phantom 65 and some additional features. For instance, the Showtec Phantom 100 packs a 100W white LED engine, is equipped with a 3-facet circular & 5- facet linear rotating prism and with a manually controllable beam angle of 12°-17° you can create the beam you like.

Phantom 100 Spot

40077 Black

Special features:

- 7 Bi-Rotating gobo's & 8 colours
- ProPower In- & Output
- Dual rotating overlaying prisms
- Quick Lock Brackets




Phantom 130 Spot

40072 Black

40073 White

Special features:

- Optional WDMX
- 7 colours + white
- Motorized zoom and focus
- 6-facet circular & 5- facet linear prism



Technical Information

Output
Lux @ 5m: 5200 (12°)
Beam Angle: 12° - 21°
Light Source: 130W White LED

Electrical
Input voltage: 100-240VAC, 50/60Hz (auto ranging)
Power consumption: 300W max.

Control
On-Board: Full colour display
Control Protocol: DMX512, Auto, Sound, Manual, Master-Slave
Control Personality: Advanced 16ch /Basic 12ch

Optical system
Dimmer: 0-100%
Strobe: 0-20Hz
Focus: Motorized
Zoom: Motorized
Prism: 6-facet circular & 5- facet linear prism rotating prism

Movement
Pan: 540°
Tilt: 270°

Pan/Tilt resolution: 16 bit
Special: Pan / Tilt movement blackout, User-selectable Pan & Tilt ranges, 540°/360°/180°, Reverse Pan / Tilt movement

Gobos & Colours
Fixed Gobowheel: 7 gobos
Rotating Gobowheel: 7 gobos
Gobo functions: Gobo-flow effect, Gobo shake
Rotation: Bi-directional
Colourwheel: 7 dichroic-filters + white
Colour functions: Split colours, Rainbow-flow effect

Physical
Colour: White
Housing: Metal & Flame-retardant plastic
Data Connection: XLR 3p in- & output
Power connection: Pro Power in- & output
Dimensions (WxDxH): 321 x 211 x 462 mm
Weight: 13Kg

Certification and Safety
Certification: CE
Max. ambient Temp.: 40°C

**Case for 4x Phantom 100 / 130 / 3R
Hybrid / 3R Beam D7052 Flightcase**



Phantom 180 Wash

40031 Black

Special features:

- 4 Section control
- Pro Power In- & Output
- Very fast movement
- Quick Lock Brackets

The Showtec Phantom 180 Wash is an RGBW wash moving head with motorized zoom, 7°-50°. It is equipped with 12 powerful 15W RGBW LEDs, divided into 4 separate controllable sections. Dimmable from 0% to 100% and with strobe function onboard from 0 to 20Hz. Pan & tilt movements are precise and very quick and offer various programmable modes.



Technical Information

Output
 Lux @ 3m: 14200 (7°)
 Beam Angle: 7°-50° (motorized)
 Light Source: 12 x 15W RGBW LED's

Electrical
 Input voltage: 100~240VAC, 50/60Hz (auto ranging)
 Power consumption: 220W max.

Control
 On-Board: Full colour display
 Control Protocol: DMX512, Auto, Sound, Manual, Master-Slave
 Control Personality: Advanced 29ch /Basic 14ch

Optical system
 Dimmer: 0-100%
 Strobe: 0-20Hz
 Zoom: Motorized

Movement
 Pan: 540°
 Tilt: 270°
 Pan/Tilt resolution: 16 bit

Special: Pan / Tilt movement blackout, User-selectable Pan & Tilt ranges, 540°/360°/180°, Reverse Pan / Tilt movement

Physical
 Colour: Black
 Housing: Metal & Flame-retardant plastic
 Data Connection: XLR 3p in- & output
 Power connection: Pro Power in- & output
 Dimensions (WxDxH): 290 x 205 x 370 mm
 Weight: 8,5Kg

Certification and Safety
 Certification: CE
 Max. ambient Temp.: 40°C

Case for 4x Phantom 100 Spot / 180 Wash
D7062 Flightcase



Phantom 3R Beam

40079 Including Osram R3 bulb

Special features:


- Original Osram 3R Bulb
- Optional WDMX
- Fast gobo and colour-wheels
- 8 facet circular rotating prism
- Motorized focus and frost

The Showtec Phantom 3R Beam is a compact yet powerful moving head with a 3R 150W discharge lamp from Osram. And with its narrow beam angle of only 3.5°, it is ideal for combined use with other high-power light effects.

With this fixture, you can create a huge variety of stage effects, thanks to 14 colours + white, split colours and rainbow-flow effects, gobo, prism and focus. By using the frost filter, you even can turn the beam into a wash light.

The Phantom series includes a range of very reliable fixtures with high performance and yet low power consumption. It offers you all capabilities and functionalities to handle today's lighting requirements.

Spot, wash, beam, matrix FX or Hybrid – Showtec Phantom is the perfect choice!



Technical Information

Lamp: Osram 150W / R3 / 8600K (included)
 Light Source: Osram 150W / R3 / 8600K (included)
 Beam Angle: 3.5°

Electrical:
 Input voltage: 100 to 240V AC 50/60Hz
 Power consumption: 255W

Control:
 On-Board: Full colour display
 Control Protocol: DMX512, Auto, Sound, Manual, Master-Slave
 Control personality: Advanced 14ch / Basic 10ch

Optical system:
 Dimmer: 0-100% Mechanical
 Strobe: 0-20Hz
 Focus: Motorized
 Prism: Rotating
 Frost: Yes

Movement:
 Pan: 540°
 Tilt: 260°

Pan/Tilt resolution: 16 bit
 Special: Pan / Tilt movement blackout, User-selectable Pan & Tilt ranges, 540°/360°/180°, Reverse Pan / Tilt movement


Gobos & Colours
 Gobo wheel 1: 17 + open fixed gobos
 Colours: 14 + white
 Colour effect: Split-colours, Rainbow-flow effect

Physical:
 Colour: Black
 Housing: Metal & Flame retardant plastic
 Data Connection: XLR 3p in- & output
 Power connection: Pro Power in- & output
 Dimensions (WxDxH): 321 x 311 x 417 mm
 Weight: 13 Kg

Certification and Safety:
 Certification: CE
 Max Ambient temp.: 40°
 Minimum distance objects: 10m

Case for 4x Phantom 100 / 130 / 3R Hybrid / 3R Beam
D7052 Flightcase





Technical Information

Lamp: Osram 150W / R3 / 8600K (included)
 Light Source:
 Beam Angle: 3° - 20°

Electrical:
 Input voltage: 100-240VAC, 50/60Hz (auto ranging)
 Power consumption: 270W

Control:
 On-Board: Full colour display
 Control Protocol: DMX512, Auto, Sound, Manual, Master-Slave
 Control personality: Advanced 19ch / Basic 14ch

Optical system:
 Dimmer: 0-100% Mechanical
 Strobe: 0-20Hz
 Focus: Motorized
 Zoom: Yes
 Prism 1: circular rotating prism
 Prism 2: linear rotating prism
 Frost: Yes

Movement:
 Pan: 540°

Tilt: 260°
 Pan/Tilt resolution: 16 bit
 Special: Pan / Tilt movement blackout, User-selectable Pan & Tilt ranges, 540°/360°/180° Reverse Pan / Tilt movement

Gobos & Colours
 Gobo wheel 1: 16 + open fixed gobos
 Gobo wheel 2: 8 + open rotating gobos
 Gobo function: Gobo-flow effect, Gobo shake
 Colours: 12 + white
 Colour effect: Split-colours, Rainbow-flow effect

Physical:
 Colour: Black
 Housing: Metal & Flame retardant plastic
 Data Connection: XLR 3p in- & output
 Power connection: Pro Power in- & output
 Dimensions (WxDxH): 324 x 211 x 510 mm
 Weight: 16.7Kg

Certification and Safety:
 Certification: CE
 Max Ambient temp.: 40°
 Minimum distance objects: 10m



Case for 4x Phantom 100 / 130 / 3R Hybrid / 3R Beam **D7052** Flightcase



The new Showtec Phantom 3R Hybrid is here and its name says it all: this is the true all-rounder from the top selling Showtec Phantom series. A moving head that combines a spot and beam, and can even act as a wash light with with the built-in frost filter. Whether on stage or as a fixed effect light in any entertainment venue, this fixture will ensure that all your lighting requirements are met.

The Phantom 3R Hybrid is equipped with one colour wheel, offering both saturated and pastel colours, motorized focus, zoom and both fixed and rotating gobo wheels. The circular and linear overlapping prisms, combined with a 3R OSRAM discharge lamp, provide impressive projections and beautiful mid-air effects.


Phantom 3R Hybrid

40075 Including Osram R3 bulb

Special features:

- Spot, Wash & Beam
- Optional WDMX
- Linear & Circular overlapping prisms
- Motorized Zoom, Focus and Frost





Technical Information

Output
Lux @ 5m: 82000 Lux (3.5°) / 2500 lux (32°)
Beam Angle: 3°- 25,4°
Light Source: 280W White LED, 7200K

Electrical:
Input voltage: 100-240VAC, 50/60Hz (auto ranging)
Power consumption: 300W

Control:
On-Board: Full colour display
Control Protocol: DMX512, Auto, Sound, Manual, Master-Slave
Control personality: Advanced 18ch / Basic 13ch

Optical system:
Dimmer: 0-100% Mechanical
Strobe: 0-20Hz
Focus: Motorized
Zoom: Motorized
Prism 1: circular rotating prism
Frost: Yes

Movement:
Pan: 540°

Tilt: 270°
Pan/Tilt resolution: 16 bit
Special: Pan / Tilt movement blackout, User-selectable Pan & Tilt ranges, 540°/360°/180° Reverse Pan / Tilt movement

Gobos & Colours
Gobo wheel 1: 12 + open fixed gobos
Gobo wheel 2: 7 + open rotating gobos
Gobo function: Gobo-flow effect, Gobo shake
Colours: 7 + white
Colour effect: Split-colours, Rainbow-flow effect

Physical:
Colour: Black
Housing: Metal & Flame retardant plastic
Data Connection: XLR 3p in- & output
Power connection: Pro Power in- & output
Dimensions (WxDxH): 364 x 211 x 610 mm
Weight: 19.1Kg

Certification and Safety:
Certification: CE
Max Ambient temp.: 40°
Minimum distance objects: 3m



The Phantom 280 Hybrid is the first luminaire in the Phantom series that is based on an LED light source and combines the functions of a beam and spotlight in a luminaire. Through the use of LED technology, the light beam is homogeneous in both spot and beam mode and thus eliminates the traditional hotspots of beams. The Phantom 280 Hybrid is equipped with an impressive optic that can make a beam from 3° to 25°. Tight beams and impressive projections are no problem for this fixture. Two gobo wheels, one with 12 fixed gobos and one with 7 rotating gobos, provide the most dynamic projections and arial effects. A rotating prism and colour wheel compliment this complete moving head. Quicklock mounting brackets are included. Furthermore, all functions are easy to select, set and operate via the clear and graphical display as you are used to from the Phantom series.

Phantom 280 Hybrid

40078 Black

Special features:

- Lightweight. Less than 20kg
- Optional WDMX
- Spot, Wash & Beam
- 1:10 Zoomrange with Autofocus



Technical Information

Power Supply:	100-240 VAC
Power Consumption:	240 W
Weight:	13 kg
Dimensions LxWxH:	1000 x 930 x 235 mm
Connection Data:	XLR 3 & 5p in / out
Housing:	Metal & Flame-retardant plastic
Certification:	CE
Light Source:	12 x 20W RGBW
Beam Angle:	5 - 50 °
On Board:	Full colour display
DMX channels:	19, 24, 72, 84, 129
Dimmer:	0-100 %
Strobe:	0-20 Hz
Lux @2m:	57000 Lux
Lumen:	45000 lm
Control Protocol:	DMX512, Auto, Sound, Manual, Master-Slave
Ambient Temp.:	0 ~ +40 °C
Connection Power:	Pro Power in- & output
Tilt:	180 °



The Showtec Phantom 1220 Zoombar: complete your light show with great visuals and stunning light animations!

This moving LED bar with motorized tilt is equipped with 12 x 20W RGBW LEDs, great optics and is fully pixel controllable. The zoomrange of 6 to 35° makes it possible to create a narrow multicoloured lightcurtain or turn into a nice wash effect. The 19 & 24 channel personalities make it possible to use the fixture in a basic mode with colourflows and macros. The more advanced 72, 84 and 129 channel personality are available too, allowing full pixel control for the advanced light designers.

Phantom 1220 Zoombar

40090 Moving LED Bar

Special features:

- 12 x 20w RGBW LED
- Fast Motorized Tilt
- Motorized Zoom (6° to 35°)
- Pixel control
- Quick lock mounting brackets



© By Rockateer



Technical Information

Output:
Lux @ 2m: 3214 lux
Beam Angle: 45°
Light Source: 25x 4W RGBW LEDs

Electrical:
Input voltage: 100-240V / 50-60Hz (auto ranging)
Power consumption: 125W at full output

Control:
On Board: Display
Mode: DMX, Auto, Sound, Master/Slave
Control protocol: DMX-512
Control personality: 10, 18, 118 Channels

Optical system:
Dimmer: 0-100%
Dimmer curves: Linear, Square, I-Square, S curve
Strobe: 0-20Hz

Movement:
Pan: 540°
Tilt: 270°

Pan/Tilt resolution: 16 bit
Special: Pan/ Tilt reverse & Black out by DMX

Physical:
Colour: Black
Housing: Metal & Flame retardant plastic
Data connections: XLR 3p
Power connections: Pro power in- & output
Dimensions: 360 x 230 x 480 mm
Weight: 13Kg

Certification and Safety:
Certification: CE
Max. ambient temp: 40°



The Showtec Phantom Matrix FX: complete your light show with great visuals and stunning light animations!

This 5x5 matrix moving head is equipped with 25 x 4W RGBW LEDs, 45° square optics and is fully pixel controllable.

The 10- and 18-channel personalities, character and alphabet presets as well as colourflow macros enable non-professional users to operate this fixture easily. A 118-channel personality is available too, allowing full pixel control for the advanced light designers.

The Matrix FX incorporates IFS Technology, which helps light designers to synchronize effects when used in combination with other IFS fixtures. The programming efforts

Phantom Matrix FX

40062 5x5 Matrix Moving Head

Special features:

- Character & Alphabet presets
- Gobo & Animation macro's
- Colourflow macro's
- Incl. diffuser screen



for generating similar colours, strobes, and rhythmic changes are thus considerably simplified. In all personalities, colour presets and programs, built-in animations, gobos and characters are selectable via DMX. A diffuser screen is also included, which allows improved animation views.

The Phantom series includes a range of very reliable fixtures with high performance and yet low power consumption. It offers you all capabilities and functionalities to handle today's lighting requirements.

Spot, wash, beam, matrix FX or Hybrid – Showtec Phantom is the perfect choice!

Showtec Shark Series

Compact light fixtures with a bite

Showtec Shark Series is a range of compact sized moving heads with excellent features and an impressive output. It is the perfect lighting solution for mobile DJs, musicians, pubs, and bars. Intelligently designed fixtures, easy to use by professional and non-professional users alike. Versatile macros and integrated sound-active programs are features that will enable you to create amazing shows without any complex programming.

Showtec Shark moving heads are equipped with IFS Technology, allowing users full control of various Shark fixtures within a single setup. Showtec Shark: Dangerously Cool Moving Heads!

If you would like to add a more retro-feel to your event then the Shark Scan One and Shark Barrel One come into play. Equipped with powerful 100W white LED engines, a Colourwheel with 8 colours and 7 rotating gobos these Sharks turn any event into a memorable one.



Shark Spot One


45023 60W

Special features:

- Motorized focus
- Oled Display
- Ir remote included
- 60W LED Source



The Showtec Shark Spot One is a professional compact size 60W LED moving spot light. Even though this fixture is relatively small, it still offers great features such as a motorized focus, 3-facet prism, bi-rotating gobos and high-grade dichroic colour filters. Because of the sophisticated optical system the Shark Spot One also has an astonishingly bright output. Weighing only 6.2 kg, transport and handling are easy and thanks to only one single mounting clamp, rigging can be done very quickly. All features and effects like gobo flow and –shake, strobe and focussing can be controlled via DMX or with the included IR remote control. An 8-channel personality allows for a basic light desk control of the Shark Spot One, and for full control, an extended 14-channel personality is available too. Additionally the master/slave function as well as an on-board ‘sound mode’ allow for music-controlled shows with no need for programming.



Technical Information

Output
 Lux @ 1m: 44.600
 Beam Angle: 15°
 Light Source: 60W White LED (8000K)

Electrical
 Input Voltage: 100~240VAC, 50/60Hz
 Power consumption: 110W

Control
 On-Board: Oled Display
 Control Protocol: DMX512, Auto, Master/Slave, Sound, IR-Remote
 Control Personality: Advanced 14ch /Basic 8ch

Optical system
 Dimmer: 0-100%
 Strobe: 0-20Hz
 Focus: Motorized focus
 Prism: 3-facet prism

Movement
 Pan: 540°
 Tilt: 200°

Pan/Tilt resolution: 16 bit

Gobos & Colours
 Gobo: 1 Glass & 4 metal gobos
 Gobo functions: Gobo-Flow effect, Gobo shake
 Rotation: Bi-directional
 Colours: 7 dichroic-filters + white
 Colour functions: Rainbow-flow effect

Physical
 Colour: Black
 Housing: Metal & Flame-retardant plastic
 Fixture Connection: 3-p XLR Data in/out, IEC Power input
 Dimensions (WxDxH): 270 x 140 x 380 mm
 Weight: 6,2 Kg

Certification and Safety
 Certification: CE
 Max. ambient Temp.: 40°C

Case for 4 pcs Shark Spot / Wash / Zoom / Combi
 D7049 Flightcase





Technical Information

Output
 Lux @ 1m spot: 6900
 Lux @ 1m wash: 15500
 Beam Angle spot: 13°
 Beam Angle wash: 25°
 Light Source spot: 30W White LED
 Light Source wash: 6x 8W RGBW LED

Electrical
 Input Voltage: 100-240VAC, 50/60Hz
 Power consumption: 110W

Control
 On-Board: Oled Display
 Control Protocol: DMX512, Auto, Master/Slave, Sound, IR-Remote
 Control Personality: Advanced 15ch & 20ch /Basic 8ch

Optical system
 Dimmer: 0-100%
 Strobe: 0-20Hz
 Focus: Motorized focus

Movement
 Pan: 540°
 Tilt: 230°
 Pan/Tilt resolution: 16 bit

Gobos & Colours
 Gobo: 1 Glass & 6 metal gobos
 Gobo functions: Gobo-Flow effect, Gobo shake
 Rotation: Bi-directional
 Colours: 7 dichroic-filters + white
 Colour functions: Rainbow-flow effect

Physical
 Colour: Black
 Housing: Metal & Flame-retardant plastic
 Fixture Connection: 3-p XLR Data in/out, IEC Power input
 Dimensions (WxDxH): 205 x 145 x 330 mm
 Weight: 4,2 Kg

Certification and Safety
 Certification: CE
 Max. ambient Temp.: 40°C



Case for 4 pcs Shark Spot / Wash / Zoom / Combi
D7049 Flightcase



The Shark Combi Spot One: the 2-in-1 moving head within the Showtec Shark family. Ample light output for both wash and spot, combined with 7 gobos and 7 dichroic colour filters make this a perfect fixture for mobile DJs, entertainers, bars, clubs, etc. A 30W white LED light source for 13° spot and six 8W RGBW LEDs for a 25° wash provides a high level of flexibility in lighting options while saving space in your installation at the same time.

All features and effects, like gobo flow and –shake, strobe and dimming, can be controlled via DMX or with the included IR remote control.

An 8-channel personality allows for a basic light desk control of the Shark Combi Spot One, and for full control, two advanced 19-channel personalities are available as well.

Shark Combi Spot One

45022 30W + 6xRGB

Special features:

- Wash & Spot-in-one
- Oled Display
- Ir remote included
- 30W + 6x 8W Q4 LED



Shark Wash One

45020 7x 12W Q6

Special features:

- Extremely compact
- Oled display
- Ir remote included
- RGBWA-UV Colours



The Shark Wash One is a compact, affordable and reliable wash light for DJs, entertainers, clubs and bars. Equipped with seven Q6 LEDs, all with RGBWA-UV colours, this small moving head creates countless colour mixing possibilities. In addition, specially developed optical lenses ensure an excellent beam projection. Because of its compact dimensions, combined with the 25° lenses, the Shark Wash One is very suitable for venues with low ceilings.



Technical Information

Output
 Lux @ 2m: 3350
 Beam Angle: 25°
 Light Source: 7x 12W RGBWA-UV 6-in-1 LED

Electrical
 Input Voltage: 100~240VAC, 50/60Hz
 Power consumption: 120W

Control
 On-Board: Oled Display
 Control Protocol: DMX512, Auto, Master/Slave, Sound, IR-Remote
 Control Personality: Advanced 16ch /Basic 7ch

Optical system
 Dimmer: 0-100%
 Strobe: 0-20Hz


Movement
 Pan: 540°
 Tilt: 230°
 Pan/Tilt resolution: 16 bit

Physical
 Colour: Black
 Housing: Metal & Flame-retardant plastic
 Fixture Connection: 3-p XLR Data in/out, IEC Power input
 Dimensions (WxDxH): 198 x 156 x 315 mm
 Weight: 3,8 Kg

Certification and Safety
 Certification: CE
 Max. ambient Temp.: 40°C

Case for 4 pcs Shark Spot / Wash / Zoom / Combi
D7049 Flightcase





Technical Information

Output
Lux @ 2m: 19100 (6°)
Beam Angle: 6° - 36°
Light Source: 7x 15W RGBW 4-in-1 LED

Electrical
Input Voltage: 100-240VAC, 50/60Hz
Power consumption: 80W

Control
On-Board: Oled Display
Control Protocol: DMX512, Auto, Master/Slave, Sound, IR-Remote
Control Personality: Advanced 15ch /Basic 8ch

Optical system
Dimmer: 0-100%
Strobe: 0-20Hz
Zoom: Motorized

Movement
Pan: 540°
Tilt: 230°
Pan/Tilt resolution: 16 bit

Physical
Colour: Black
Housing: Metal & Flame-retardant plastic
Fixture Connection: 3-p XLR Data in/out, IEC Power input
Dimensions (WxDxH): 200 x 147 x 330 mm
Weight: 4,3 Kg

Certification and Safety
Certification: CE
Max. ambient Temp.: 40°C



Case for 4 pcs Shark Spot / Wash / Zoom / Combi
D7049 Flightcase



The Shark Wash Zoom One is a compact RGBW wash light equipped with a motorized zoom from 6° to 36°. Thanks to seven RGBW power LEDs with high-grade optics this moving head offers an excellent colourmix with a very high output. Weighing only 4.3 kg, this fixture can be transported and handled easily and because of a single mounting clamp, rigging can be done very quickly. All features and effects, like strobe, dimming and zoom can be controlled via DMX or with the included IR remote control. An 8-channel personality allows for a basic light desk control of the Shark Wash Zoom One and for full control an extended 15-channel personality is also available.

Shark Zoom Wash One

45021 7xRGBW

Special features:

- 6° - 36° Zoom range
- Oled display
- Ir remote included
- RGBW Colours



Shark Beam FX One


45024 3x 40W

Special features:

- Eye-catching aerial effect
- Oled display
- Ir remote included
- 3x 40W Q4 LED



The Showtec Shark Beam FX One: now you too can create incredible beam effects for that true retro disco feeling! Three extremely bright 40W RGBW LEDs will surely draw the attention of your audience. A unique mechanical construction enables to zoom with a continuous front-lens rotation so creating spectacular visual effects and beautiful colour patterns is really easy. All features and effects, like strobe, dimming and zoom, can be controlled via DMX or with the included IR remote control. An 8-channel personality allows for a basic light desk control of the Shark Beam FX, and for full control, two advanced 16-channel personalities are available as well.



Technical Information

Output
 Lux @ 2m: 48.300 (4°)
 Beam Angle: 4-60°
 Light Source: 3x 40W RGBW 4-in-1 LED

Electrical
 Input Voltage: 100-240VAC, 50/60Hz
 Power consumption: 135W

Control
 On-Board: Oled Display
 Control Protocol: DMX512, Auto, Master/Slave, Sound, IR-Remote
 Control Personality: Advanced 16ch /Basic 8ch

Optical system
 Dimmer: 0-100%
 Strobe: 0-20Hz
 Zoom: Motorized

Movement
 Pan: 540°
 Tilt: 230°
 Lens Rotation: Continuous

Pan/Tilt resolution: 16 bit

Colour: Black
 Housing: Metal & Flame-retardant plastic
 Fixture Connection: 3-p XLR Data in/out, IEC Power in/out
 Dimensions (WxDxH): 250 x 170 x 350 mm
 Weight: 6 Kg

Certification and Safety
 Certification: CE
 Max. ambient Temp.: 40°C



Case for 4x Shark FX Beam
D7050 Flightcase

Shark Scan One

45025 100W White LED

Special features:

- 100W White LED module
- 8 Colour wheel
- 7 (Rotating) Gobo wheel
- 3F Prism
- Motorized focus



Technical Information

Output:
Light Source: 100W white LED module
Angle: 18°

Electrical:
Input voltage: 100-240V AC / 50-60Hz (auto ranging)
Max. Power consumption: 116W

Control:
On Board: 0-LED Display
Control protocol: DMX, Auto, Sound, Master/Slave
Control personality: 8CH / 14CH

Optical system:
Dimmer: 0-100% (linear dimmer)
Strobe: 0-25Hz
Focus: Motorized focus
Prism: 1x 3 Facet prism

Movement:
Pan: 160°
Tilt: 50°

Gobos & Colours:
Colours: Colour wheel (8 colour + White, Rainbow-flow effect)
Gobo: 7 Gobos + Open, Rotation, Gobo-shake, Gobo-scroll

Physical:
Cooling: Forced convection
Colour: Black
Data connections: In/Out (XLR 3P)
Power connections: ProPower In- & Output
Dimensions: 253 x 158 x 380 mm
Ambient Temperature: -5°C ~ 40°C
IP Rated: IP20
Weight: 6.2Kg



Case for 4x Shark Scan/ Barrel
D7528 Flightcase



Shark Barrel One

45026 100W White LED

Special features:

- Source 100W White LED module
- 8 Colour wheel
- 7 (Rotating) Gobo wheel
- 3F Prism
- Motorized focus



Technical Information

Output:
Light Source: 100W white LED module
Angle: 18°

Electrical:
Input voltage: 100-240V AC / 50-60Hz (auto ranging)
Max. Power consumption: 125W

Control:
On Board: 0-LED Display
Control protocol: DMX, Auto, Sound, Master/Slave
Control personality: 8CH / 14CH

Optical system:
Dimmer: 0-100% (linear dimmer)
Strobe: 0-25Hz
Focus: Motorized focus
Prism: 1x 3F prism

Movement:
Pan: 160°
Barrel Rotation: 360°

Gobos & Colours:
Colours: Colour wheel (8 colour + White, Rainbow-flow effect)
Rotating Gobo: 7 Gobos + Open, Rotation, Gobo-shake, Gobo-flow scroll

Physical:
Cooling: Forced convection
Colour: Black
Data connections: In/Out (XLR 3P)
Power connections: In/Out (ProPower)
Dimensions: 253 x 158 x 430 mm
Ambient Temperature: -5°C ~ 40°C
IP Rated: IP20
Weight: 6.6kg



Case for 4x Shark Scan/ Barrel
D7528 Flightcase




Showtec Kanjo Series

Great fixtures with small dimensions

With the Kanjo series Showtec offers a range of compact, versatile moving heads and retro light effects which fit perfectly in any mobile DJ application, small clubs and even pop up fashion shows.

Each Kanjo fixture, from the 10W Kanjo Spot 10 to the 60W Kanjo Barrel 60, is controllable via DMX-512, is equipped with a gobo- and a colourwheel and developed around a 10W 7000K LED source for the Spot 10 up to a 60W 7500K white LED source.

With weights just below 4kg, the Kanjo-range is easy to handle, transport and rig. For the Kanjo Spot 10 and Spot 60 you can even choose between a Value Line case or a flightcase for easy transportation.




Kanjo Spot 10

45010 10W

Special features:

- Compact size
- Gobo and Colour wheel
- Sound Control
- Master/Slave function

The Kanjo Spot 10 is an ultra-compact and impressive moving head equipped with a 10W LED Lightsource. It has a colour and gobo wheel and offers crisp gobos and vivid colours at an affordable price level. The Kanjo Spot 10 is the ideal solution for small clubs and mobile DJ's.



Technical Information

Output:
Lux@1m: 4500
Beam Angle: 13°
Light Source: 10W LED Source, 7000k

Electrical:
Input voltage: 100-240V / 50-60Hz (auto ranging)
Power consumption: 26W at full output

Control:
On Board: LED Display
Mode: DMX, Sound, Master/Slave
Control protocol: DMX-512
Control personality: DMX, Auto, Master/Slave, Sound

Optical system:
Dimmer: 0-100%
Strobe: 0-20Hz
Focus: Manual

Movement:
Pan: 540°
Tilt: 230°
Pan/Tilt resolution: 16 bit

Physical:
Colour: Black
Housing: Metal & Flame retardant plastic
Fixture connections: XLR 3p Data in/out, IEC input
Dimensions: 145 x 160 x 270 mm
Weight: 3 kg

Certification and Safety:
Certification: CE
Max. ambient temp: 40°




Case for 4x Kanjo Wash/Spot
D7033 Value Line



Case for 4x Kanjo Wash/Spot
D7034 Flightcase





Technical Information

Output: 16400
 Lux@1m: 18°
 Beam Angle: 18°
 Light Source: 60W LED Source, 7500k

Electrical:
 Input voltage: 100-240V / 50-60Hz (auto ranging)
 Power consumption: 100W at full output

Control:
 On Board: LED Display
 Mode: DMX, Sound, Master/Slave
 Control protocol: DMX-512, 8/10 Ch
 Control personality: DMX, Auto, Master/Slave, Sound

Optical system:
 Dimmer: 0-100%
 Strobe: 0-20Hz
 Focus: Manual

Movement:
 Pan: 540°
 Tilt: 230°
 Pan/Tilt resolution: 16 bit

Physical:
 Colour: Black
 Housing: Metal & Flame retardant plastic
 Fixture connections: XLR 3p Data in/out, IEC input
 Dimensions: 145 x 160 x 265 mm
 Weight: 3 kg

Certification and Safety:
 Certification: CE
 Max. ambient temp: 40°



Case for 4x Kanjo Wash/Spot
D7033 Value Line



Case for 4x Kanjo Wash/Spot
D7034 Flightcase



The Kanjo Spot 60 is an ultra-compact and impressive moving head equipped with a 60W LED Lightsource. It has a colour and gobo wheel and offers crisp gobos and vivid colours at an affordable price level. The Kanjo Spot 60 is the ideal solution for small clubs and mobile DJ's.

Kanjo Spot 60

45011 60W

Special features:

- Compact size
- Gobo and Colour wheel
- Sound Control
- Master/Slave function



Kanjo Scan 60

45012 60W 7500K

Special features:

- Compact Size
- Gobo and colour Wheel
- Sound Control
- Master/Slave Function




Kanjo Barrel 60

45013 60W 7500K

Special features:

- Compact Size
- Gobo and colourwheel
- Sound Control
- Master/Slave function



Technical Information

Power Supply: 100 - 240 VAC
 Power Consumption: 100 W
 Weight: 3.52 kg
 Dimensions LxWxH: 335 x 160 x 185 mm
 Connection Data: 3 Pole XLR in- & out
 Housing: Metal
 Light Source: 60W LED, 7500K
 Beam Angle: 18 °
 On Board: LED Display
 DMX channels: 8, 10
 Dimmer: 0-100 %

Strobe: 0 - 15 Hz
 Focus: Manual
 Control Protocol: DMX512
 Ambient Temp.: 0 ~ +40 °C
 Connection Power: IEC in- & output
 Colour Wheel 1: 7 dichroic-filters + white
 Pan: 160 °
 Pan/Tilt Resolution: 16 bit
 Gobo Wheel 1: 7 + open fixed gobos



Technical Information

Power Supply: 100 - 240 VAC
 Power Consumption: 100 W
 Weight: 4 kg
 Dimensions LxWxH: 335 x 160 x 185 mm
 Connection Data: 3 Pole XLR in- & out
 Housing: Metal
 Light Source: 60W LED, 7500K
 Beam Angle: 18 °
 On Board: LED Display
 DMX channels: 8, 10
 Dimmer: 0-100 %


Strobe: 0 - 15 Hz
 Focus: Manual
 Control Protocol: DMX512
 Ambient Temp.: 0 ~ +40 °C
 Connection Power: IEC in- & output
 Colour Wheel 1: 7 dichroic-filters + white
 Pan: 160 °
 Pan/Tilt Resolution: 16 bit
 Gobo Wheel 1: 7 + open fixed gobos



Showtec Spectral Series

No festival without Spectral

Showtec's Spectral Series is a range of sturdy spot-fixtures, designed with in mind the requirements of the most demanding rental companies and perfectly equipped for festivals or fixed installations. The Spectral series includes luminaires with fixed beam angles and units with built-in zoom, for indoor use and IP-65 rated units for outdoor applications. No Festival without Spectral!



Spectral 300 MKIII Q4

43561 Indoor spot

Special features:

- Compact size
- 20W RGBW Colourmixing
- Powerful lightoutput



Technical Information

Ambient Temp.: -10 ~ +45°C
 Beam Angle: 12°
 Certification: CE
 Connection Data: 3 Pole XLR in- & out
 Connection Power: Dedicated Power connector
 Control Mode: DMX512, Auto, Manual
 Cooling: Convection
 Dimensions LxWxH: 212 x 124 x 168mm
 Dimmer: 0-100%
 DMX channels: 3, 9
 Housing: Die Cast Aluminium
 Housing Colour: Black
 Light Source: 1x 4-in-1 Osram RGBW
 Lumen: 800 lm
 Lux @2m: 10000 Lux
 Power Consumption: 21W
 Power Supply: 100 -240VAC
 Refresh Rate: 1200Hz
 Strobe: 0 – 20Hz
 Weight: 1.9kg

Spectral M800 Q4 Tour

43570 Indoor spot

Special features:

- 16 bit dimming
- Roadproof Housing
- No fans, low noise
- RGBW colourmixing



Spectral M800 Q4 IP65

43571 Outdoor spot

Special features:

- 16 bit dimming
- Roadproof Housing
- No fans, low noise
- RGBW colourmixing



Technical Information

Output:
 Max. Flux: 1452lm
 Peak Intensity: 15294cd
 Light Source:
 LED Qty.: 14 x 5W RGBW
 Drive Current: 350mA
 Colour Range: 16.7 million additive RGBW colours with full saturation control
 Electrical:
 Input Voltage: AC100V~240V, 50/60Hz
 Max. Power: 65W
 Control:
 On-board: Display for Auto and Custom control
 Control Protocol: DMX512 & RDM
 Control Personality: Tour, TR16, AR1.d, 8Bit, 16Bi, SSP, ARC.2, AR2.d, AR2.S
 Dimmer: 0-100%
 Strobe: 0-20Hz
 Optics: 16°

Physical:
 Dimensions: 250 x 200 x 296 mm
 Weight: 4.8Kg (indoor)/ 5.2 kg (outdoor)
 Housing: Die-casting aluminium
 Colour: Black
 Fixture Connection: XLR (3-pin & 5-pin) DMX in/out,
 Powercon power in/out
 Cooling: Convection
 Operation Temperature: -40°C ~-45°C (operating) / -20°C ~-45°C (startup)



Technical Information

Output:
 Max. Flux: 1452lm
 Peak Intensity: 15294cd
 Light Source:
 LED Qty.: 14 x 5W RGBW
 Drive Current: 350mA
 Colour Range: 16.7 million additive RGBW colours with full saturation control
 Electrical:
 Input Voltage: AC100V~240V, 50/60Hz
 Max. Power: 65W
 Control:
 On-board: Display for Auto and Custom control
 Control Protocol: DMX512 & RDM
 Control Personality: Tour, TR16, AR1.D, 8Bit, 16Bi, SSP, ARC2, AR2D, AR2S
 Dimmer: 0-100%
 Strobe: 0-20Hz
 Optics: 16°

Physical:
 Dimensions: 180 x 235 x 320 mm
 Weight: 4.8Kg (indoor)/ 5.2 kg (outdoor)
 Housing: Die-casting aluminium
 Colour: Black
 Fixture Connection: XLR (3-pin) DMX in/out,
 Powercon power in/out
 Cooling: Forced Convection
 Operation Temperature: -40°C ~45°C (operating) / -20°C ~-45°C (startup)



Spectral Revo 6

43640 Q6, IP65

Special features:

- PC Lens Optics
- RGBALC Osram source
- Forced Convection cooling
- IP65 rated



Spectral Revo Tungsten

43642 2700-4500K, IP65

Special features:

- CCT 2700K - 4500K
- CRI >95
- 16° beam angle
- IP65



Spectral Revo Daylight

43643 4000-6500K, IP65

Special features:

- CCT 4000K - 6500K
- CRI >95
- 16° Beam angle
- IP 65



Spectral Revo UV

43641 UV, IP65

Special features:

- PC Lens Optics
- UV Osram source
- Forced Convection cooling
- IP65 rated



Technical Information

Output: 3051lm
 Max. Flux: 28987cd
 Peak Intensity: 28987cd

Light Source: 125W custom Osram RGBALC LED Array
 LED: 16.7 million additive colours with full saturation control

Colour Range: 16.7 million additive colours with full saturation control

Electrical: AC100V-240V, 50/60Hz
 Input Voltage: 145W
 Max. Power:

Control: Display for Auto and Custom control
 On-board: DMX512 & RDM
 Control Protocol: Basic, CLR, HSI, SSP, Tour, TR16
 Control Personality:

Optical System: Dimmer: 0-100%
 Strobe: 0-20Hz
 Optics: 17°

Physical: 320 x 418 x 219 mm
 Dimensions: 6,1Kg
 Weight: Die-casting aluminium
 Housing: Black
 Colour: IP-65
 IP rating: XLR (5-pin) DMX in/out, Powercon True1 power in/out
 Fixture Connection: Forced Convection
 Cooling: Operation Temperature: -40°C ~45°C (operating) / -20°C ~45°C (startup)



Technical Information

Power Supply: 100 - 240 VAC
 Power Consumption: 143 W
 Weight: 6.5 kg
 Dimensions LxWxH: 418 x 320 x 219 mm
 Connection Data: XLR 5 pole in/out
 Housing: Die-cast aluminium
 Certification: CE
 IP Rating: IP 65
 Light Source: 140W LED Module
 Beam Angle: 16 °
 CRI: 95
 Refresh Rate: >1000 Hz
 DMX channels: 1, 2, 3, 6, 8
 Dimmer: 0-100 %
 Strobe: 0-25 Hz
 Control Mode: DMX 512, RDM
 Cooling: Forced Convection
 Ambient Temp.: -10 ~ +45 °C
 Connection Power: Seetronic True1
 Colour Temperature Range: 2700 - 4500 K



Technical Information

Power Supply: 100 - 240 VAC
 Power Consumption: 143 W
 Weight: 6.5 kg
 Dimensions LxWxH: 418 x 320 x 219 mm
 Connection Data: XLR 5 pole in/out
 Housing: Die-cast aluminium
 Certification: CE
 IP Rating: IP 65
 Light Source: 140W LED Module
 Beam Angle: 16 °
 CRI: 95
 Refresh Rate: >1000 Hz
 DMX channels: 1, 2, 3, 6, 8
 Dimmer: 0-100 %
 Strobe: 0-25 Hz
 Control Mode: DMX-512, RDM
 Cooling: Forced Convection
 Ambient Temp.: -10 ~ +45 °C
 Connection Power: Seetronic True1
 Colour Temperature Range: 4000 - 6500 K



Technical Information

Power Supply: 100 - 240 VAC
 Power Consumption: 110 W
 Weight: 6.5 kg
 Dimensions LxWxH: 418 x 320 x 219 mm
 Connection Data: XLR 5 pole in/out
 Housing: Die-cast aluminium
 Certification: CE
 IP Rating: IP 65
 Light Source: 100W UV LED Module
 Beam Angle: 16 °
 Refresh Rate: >1000 Hz
 DMX channels: 1, 2, 4
 Dimmer: 0-100 %
 Strobe: 0-25 Hz
 Control Mode: DMX 512, RDM
 Cooling: Forced Convection
 Ambient Temp.: -10 ~ +45 °C
 Connection Power: Seetronic True1



Spectral PC 400Z

43554 Outdoor spot

Special features:

- Compact size
- 45W RGBW Colourizing
- Zoom 3.5° to 18°
- IP65 Rated



Spectral PC 600Z

43551 Outdoor spot

Special features:

- Wide zoom range
- RGBW Colourmixing
- Fast zoom
- IP65 rated



Spectral PC 1200Z

43552 Outdoor spot

Special features:

- Wide zoom range
- RGBW Colourmixing
- Fast zoom
- IP65 rated



Spectral PC 1800Z

43553 Outdoor spot

Special features:

- Wide zoom range
- RGBW Colourmixing
- Fast zoom
- IP65 rated



Technical Information

Lightsource: Osram LED (RGBW) 45W,
 Drive current: 2.5A
 Beam Angle: 3,5° to 18°
 Field Angle: 5° to 25°
 Input voltage: 90-240VAC, 50/60Hz
 Power: 45 W
 Output (3,5°): 56000 Lux @ 1 meter
 Output (18°): 4160 lux @ 2 meter
 Selectable PWM: 600 Hz, 1200 Hz, 2000 Hz, 2400 Hz, 6000 Hz, 25000 Hz.
 Dimmer: 0-100%
 Strobe: 0-25Hz
 Control protocol: DMX-512
 Control personality: HSiC, SSP, TOUR, TR16, (STD.Y)
 DMX Channels: 9, 12 or 17
 Dimensions: 215 x 186 x 135mm
 Weight: 3.6Kg
 Housing: Die cast aluminium
 Colour: Black
 Fixture connection: IP65 5-pole XLR connectors, IP-65 Power connector
 Cooling: Convection
 Operating temperature: -20°C - 45°C



Technical Information

Lightsource: 1 Osram LED (RGBW) 60W,
 Drive current: 4A
 Beam Angle: 4,5° to 45°
 Field Angle: 8° to 55°
 Input voltage: 90-240VAC, 50/60Hz
 Power: 85 W
 Output (4,5°): 19200 Lux @ 2 meter
 Output (45°): 580 lux @ 2 meter
 Selectable PWM: 600 Hz, 1200 Hz, 2000 Hz, 2400 Hz, 6000 Hz, 25000 Hz.
 Dimmer: 0-100%
 Strobe: 0-25Hz
 Control protocol: DMX-512
 Control personality: HSiC, SSP, TOUR, TR16, (STD.Y)
 DMX Channels: 9, 12 or 17
 Dimensions: 242 x 242 x 345,5mm
 Weight: 4.5Kg
 Housing: Die cast aluminium
 Colour: Black
 Fixture connection: IP65 3-pole XLR connectors, IP-65 Power connector
 Cooling: Convection
 Operating temperature: -20°C - 45°C



Technical Information

Lightsource: Osram LED Array (RGBW) 120W,
 Drive current: 2.5A
 Beam Angle: 4,5° to 36°
 Field Angle: 7° to 41°
 Input voltage: 90-240VAC, 50/60Hz
 Power: 130 W
 Output (4,5°): 163250 Lux @ 1 meter
 Output (45°): 5280 lux @ 1 meter
 Selectable PWM: 600 Hz, 1200 Hz, 2000 Hz, 2400 Hz, 6000 Hz, 25000 Hz.
 Dimmer: 0-100%
 Strobe: 0-25Hz
 Control protocol: DMX-512
 Control personality: HSiC, SSP, TOUR, TR16)
 DMX Channels: 9, 12 or 17
 Dimensions: 376 x 274 x 210 mm
 Weight: 7.5Kg
 Housing: Die cast aluminium
 Colour: Black
 Fixture connection: IP65 3-pole XLR connectors, IP-65 Power connector
 Cooling: Convection
 Operating temperature: -20°C - 45°C



Technical Information

Lightsource: Osram LED Array (RGBW) 180W,
 Drive current: 4.5A
 Beam Angle: 4,5° to 45°
 Field Angle: 8° to 55°
 Input voltage: 90-240VAC, 50/60Hz
 Power: 185 W
 Output (4,5°): 236575 Lux @ 1 meter
 Output (45°): 5820 lux @ 1 meter
 Selectable PWM: 600 Hz, 1200 Hz, 2000 Hz, 2400 Hz, 6000 Hz, 25000 Hz.
 Dimmer: 0-100%
 Strobe: 0-25Hz
 Control protocol: DMX-512
 Control personality: HSiC, SSP, TOUR, TR16, (STD.Y)
 DMX Channels: 9, 12 or 17
 Dimensions: 404 x 413 x 314 mm
 Weight: 9.1Kg
 Housing: Die cast aluminium
 Colour: Black
 Fixture connection: IP65 3-pole XLR connectors, IP-65 Power connector
 Cooling: Convection
 Operating temperature: -20°C - 45°C



Spectral M1500 Zoom Q4 MKIII

43549 Outdoor spot

Special features:

- Electronic Zoom: 8-40°
- 20W RGBW 4-in-1 Osram
- 2 Section LED control
- 2300+ lumen



Spectral M3000 Zoom Q4 MKII

43548 Outdoor spot

Special features:

- Electronic Zoom: 8-40°
- RGBW 4-in-1 Osram source
- Convection cooling
- IP65
- 3900+ lumen



Technical Information

Power Supply: 100 - 240 VAC
 Power Consumption: 128 W
 Weight: 6.6 kg
 Dimensions LxWxH: 325x283x236 mm
 Connection Data: XLR 3p in / out
 Housing: Die cast Aluminium, powder coat finish
 Housing Colour: Black powder coated
 Certification: CE
 IP Rating: IP 66
 Light Source: Osram Ostar 20W RGBW
 Beam Angle: 8 - 40 °
 CRI: 85
 Refresh Rate: 1200 Hz
 DMX channels: 3 - 25
 Dimmer: 16Bit, 0-100 %
 Strobe: 0 - 20 Hz
 Lux @2m: 17936 Lux
 Control Mode: DMX, Manual, Auto
 Cooling: Convection
 Ambient Temp.: -10 ~ +45 °C
 Connection Power: Neutrik Powercon True1 in- & output

Technical Information

Output Lumen: 3900+
 Lux@2m, 8°: 63700+
 LED Quantity: 14x 4-in-1 RGBW
 Driver current: 700mA
 Refreshrate: 900Hz
 Dimmer: 0-100%
 Strobe: 0-20Hz
 Beam Angle: 8-40°
 Control On Board: 4 segment display
 Mode: Static, Auto, Run, DMX, Personality, Edit, Set, Key, Cal, WT, RGBW, Zoom
 DMX personality: 3, 4, 5, 6, 7, 12, 17 Channel
 Electrical Input Voltage: 100~240VAC...50/60Hz
 Power consumption: 195W max @FO
 Physical Dimensions (LxWxH): 280x300x315 mm
 Weight: 8.4 Kg

IP Rating: IP-65
 Housing: Die cast Aluminium, powder coat finish
 Lens Plate: Tempered glass
 Connections: IP65 3 & 5-pole XLR connectors, IP-65 Power connector
 Cooling: Convection



Barndoor for Spectral M800's
43520 Spots Accessories



Tophat for Spectral M800's
43521 Spots Accessories



Accessory frame for Spectral M800's
43514 Spots Accessories



Filterframe for Spectral M800's
43522 Spots Accessories



Quicklock Bracket
43639 Clamp



Accessory Holder Spectral M1500
43543AH Spots Accessories



Barndoor Spectral M1500
43543BD Spots Accessories



Filter Frame Spectral M1500
43543FF Spots Accessories



Accessory Holder Spectral M3000
43545AH Spots Accessories



Barndoor Spectral M3000
43545BD Spots Accessories



Filter Frame Spectral M3000
43545FF Spots Accessories



IP65 Power extensioncable for Spectral Series

43600 1,5 m
43601 5 m
43602 10 m



IP65 Data extensioncable for Spectral Series

43610 1,5 m
43611 5 m
43612 10 m



Showtec Cameleon Series

Inspired by nature

Light-bars, Floodlights and a Spot which have in common that they are compact, powerful, fit to be used outside, produce strong saturated colours or clear whites belong to one Showtec range: Cameleon.

The entire series is rated IP-65 which makes the Cameleon units very well equipped for outdoor events. Cameleon offers 7 different floodlights divided over three models. The Flood 15 which brings 15 5W LEDs is available as Q4 RGBW unit, Warm white or Cold White version. The same models can be found with its little brother, the Cameleon Flood 6, based on 6 5W LEDs. The Cameleon Bar 16 is a A4 unit as well while the Bar 24/3 offers 3-in1 colour mixing. To make sure that the IP-65 rating remains when the units are put to work outside, a range of dedicated cables for power and DMX make sure that the Cameleon colours any rainy day.

Showtec Cameleon, inspired by nature.



Cameleon Bar 16

42670 Q4

Special features:

- Plug and Play
- IP 65 Rating
- RGBW 4-in-1 Colour mixing
- Touch display



Cameleon Bar 24/3

42695 IP-65

Special features:

- RGB 3-in-1 Colourmixing
- High Power Lightoutput
- IP65 Rating
- Multivoltage Powersupply



Technical Information

Output:	R: 640 Lumen	Control:	DMX-512, Auto, Master/
Lux @ 2m:	G: 898 Lumen	Slave	
	B: 282 Lumen	Dimmer:	0-100%
	W: 1287 Lumen	Strobe:	0-15Hz
	FO: 2966 Lumen	Beam Angle:	39°
Max distance:	20m	Housing:	Die Cast Aluminium
Colour Range:	16,7 million additive colours	Colour:	Black
LED Quantity:	16x 5W 4-in-1 RGBW	Lens Plate:	Tempered Glass
	ProLight Opto Hornet Series	DMX Connection:	Dedicated IP65 connector
Drive Current:	350mA	Cooling:	Convection (no fans)
Input voltage:	100-240VAC...50/60Hz	IP Rating:	IP-65
Power Consumption:	75W @FO	Dimensions:	1000 x 150 x 150 mm
Display:	O-LED display with touch interface for auto and custom control	Weight:	6.2 Kg
		Refresh rate:	> 6000Hz
		Accessories:	Schuko to IP powercable

Technical Information

Lux (@ 2 meter)	Red	730	Beam Angle:	40°
Lux (@ 2 meter)	Green	1135	Housing:	Die Cast Aluminium
Lux (@ 2 meter)	Blue	1435		Powder Coat Finish
Lux (@ 2 meter)	Full	3180	Colour:	Black
Max distance:	10m		Lens Plate:	Tempered Glass
Colour range:	16,7 million additive colours		DMX Connection:	Dedicated IP65 connector.
LED Quantity:	24 pieces 3-in-1 RGB LED			Dedicated IP65
Drive current:	350mA	Powerconnector		
Input-voltage:	100-240VAC...50/60Hz	Cooling:	Convection (no fans)	
Power Consumption:	80W @FO	IP Rating:	IP65	
Display:	LED display for auto and custom control	Dimensions:	1110 x 128 x 120 mm	
Control:	DMX-512, Auto, Master/	Weight:	6,7 Kg	
Slave		Refreshrate:	7,8 KHz	
Dimmer:	0-100%	Accessories:	Schuko to IP powercable	
Strobe:	0-20Hz			

Cameleon Flood 15

- 42671** Q4
 - 42674** Warm White
 - 42675** Cold White
- Special features:**
- Plug and Play
 - IP 65 Rating
 - Q4 RGBW 4-in-1 Colour mixing
 - Touch display



Cameleon Flood 6

- 42672** Q4
 - 42676** Warm White
 - 42677** Cold White
- Special features:**
- Plug and Play
 - IP 65 Rating
 - Q4 RGBW 4-in-1 Colour mixing
 - Touch display



Technical Information

Output:	R: 800 Lumen	Control:	DMX-512, Auto, Master/Slave, manual
Lumen:	G: 1040 Lumen	Dimmer:	0-100%
	B: 328 Lumen	Strobe:	0-15Hz
	W: 1505 Lumen	Beam Angle:	40°
	FO: 3434 Lumen	Housing:	Die Cast Aluminium
Max distance:	20m	Colour:	Black
Colour Range:	16,7 million additive colours	Lens Plate:	Tempered Glass
LED Quantity:	15x 5W 4-in-1 RGBW ProLight Opto Hornet Series	DMX Connection:	Dedicated IP65 connector
Drive Current:	350mA	Cooling:	Convection (no fans)
Input voltage:	100-240VAC..50/60Hz	IP Rating:	IP-65
Power Consumption:	115W @FO	Dimensions:	320 x 200 x 100 mm
Display:	0-LED display with touch interface for auto and custom control	Weight:	5.2 Kg
		Refresh rate:	> 4,0 kHz
		Accessories:	Schuko to IP powercable



Technical Information

Output:	R: 324 Lumen	Control:	DMX-512, Auto, Master/Slave, Manual
Lumen:	G: 754 Lumen	Dimmer:	0-100%
	B: 124 Lumen	Strobe:	0-15Hz
	W: 579 Lumen	Beam Angle:	40°
	FO: 1337 Lumen	Housing:	Die Cast Aluminium
Max distance:	10m	Colour:	Black
Colour Range:	16,7 million additive colours	Lens Plate:	Tempered Glass
LED Quantity:	6x 5W 4-in-1 RGBW ProLight Opto Hornet Series	DMX Connection:	Dedicated IP65 connector
Drive Current:	350mA	Cooling:	Convection (no fans)
Input voltage:	100-240VAC..50/60Hz	IP Rating:	IP-65
Power Consumption:	40W @FO	Dimensions:	220 x 150 x 90 mm
Display:	0-LED display with touch interface for auto and custom control	Weight:	3 Kg
		Refresh rate:	> 1220Hz
		Accessories:	Schuko to IP powercable



Cameleon Flood 7RGB

42689 IP-65

Special features:

- DMX & IR remote control
- Compact housing, powerful output
- IP65 Rating
- RGB Colourmixing



Cameleon Spot Q4

42673 Q4

The Cameleon Spot Q4 is a small but powerful fixture. The unique and compact design with selected premium RGBW LEDs ensures a wide range of rich colours. Design and user-friendliness, combined with excellent performance, ensures a perfect harmony with any venue or outdoor application. Showtec Cameleon: when colour matters!

Special features:

- Touch display
- IP 65 Rating
- Exceptionally smooth RGBW Colour mixing
- Plug and Play



Technical Information

Input Voltage: 100-240 VAC 50/60Hz
 Power consumption: 21W
 LED's: 7x 3W LED
 Beam angle: 40 degree
 IP rate: IP65
 Operating mode: standalone, DMX-512
 DMX channels: 3
 Control: Optional IR remote ordercode 42704 (remote is always needed to configure the Cameleon Flood 7 RGB)
 Housing: aluminum, black coated
 Weight: 1,4 Kg
 Dimensions: 150 x 90 x 70 mm (without bracket)

Technical Information

Output	110 Lumen	DMX channels:	4, 6, 10
Red:	250 Lumen	IP Rating:	IP65
Green:	43 Lumen	Optical system	
Blue:	286,5 Lumen	Dimmer:	0-100%
White:	570 Lumen	Strobe:	0-20Hz
Full:	10m	Beam Angle:	16°
Max Distance:		Physical	
Light Source	1 x 15W 4-in-1 RGBW LED	Dimensions:	235 x 155 x 195 mm
LED System:	900mA	Weight:	2 kg
Drive Current:	3 kHz, 4 kHz, 6 kHz,	Housing:	Aluminium
Refresh rate:	12 kHz	IP Rating:	IP65
Electrical		Lens Plate:	Tempered Glass
Power Supply:	AC 100-240V 50/60 Hz	Colour:	Black
Power Consumption:	20W @FO	Fixture Connection:	XLR (3-pin) DMX in/out IP Rated
Control		Cooling:	Aluminium Housing
Control Mode:	DMX, Auto, Master/Slave	Safety	
Display:	0-LED Touch	Operation temperature:	-5~40°C

Power Extension cable for Cameleon Series

42705 3m
 427056 6m



DMX Input cable for Cameleon series

42708 3m



Power end cap set Male/female for Cameleon series

42698 for Cameleon series



Infra Red Controller for Cameleon Series

42704 Accessory Washer Outdoor



Power connection cable for Cameleon series

42706 3m



DMX Extension cable for Cameleon series

42707 3m
 427076 6m



Data end cap set Male/female for Cameleon series

42699 for Cameleon series



LED Light Bar 8

42196 Indoor Light bar

Special features:

- Inexpensive batten effect
- 8 sections
- Power and data in- and output
- Compact size



Led Light Bar 12 Pixel

42197 RGBW

Special features:

- RGBW 4-in-1 Colours
- Pixel Control
- Power and Data daisy chain
- Compact size



Technical Information

Power Supply: 100-240V VAC
 Power Consumption: 23 W
 Weight: 1.58 kg
 Dimensions LxWxH: 1070x65x88 mm
 Connection Data: 3 Pole XLR in- & out
 Housing: Aluminum
 Light Source: RGB (10mm high intensity LED's)
 Beam Angle: 30°
 Refresh Rate: 12.000 Hz
 DMX channels: 2,3,5,24
 Dimmer: 0-100 %
 Strobe: 0-15 Hz
 Lux @2m: 613.3 Lux
 Lumen: 800 lm
 Control Mode: DMX512
 Connection Power: IEC in- & output



Technical Information

Output:		Strobe:	0-20Hz
Lux @2m:	500	Beam Angle:	30°
Light Source:		Physical:	
LED System:	12x 4W RGBW	Dimensions:	1080 x 65 x 88 mm
Drive Current:	100mA	Weight:	2Kg
Refresh rate:	2Khz	Housing:	Aluminium
Electrical:		Colour:	Black
Power Supply:	100-240V AC	Power Connectors:	IEC
Power Consumption:	21W	Data Connectors:	XLR 3pole
Control:		Cooling:	Aluminium heatsink
Control Mode:	DMX512	Certification and Safety:	
DMX channels:	4, 6,10,12, 18, 48	Certification:	CE
Optical system:		Max. ambient Temp.:	40°C
Dimmer:	0-100%		



Pixel Bar 12 MKII

41304 12 Sections

Special features:

- 12 x 3-in-1 RGB LED's
- Linkable
- Multiple DMX modes for total control
- Built in programs
- Pixel control



Technical Information

Output		Optical system	
Lumens:	1380	Dimmer:	0-100%
Lux @2m:	3430	Strobe:	0-11Hz
Max Distance:	15m	Beam Angle:	40°
Light Source		Physical	
LED System:	12 x RGB 3-in-1 3W LEDs	Dimensions:	1090 x 120 x 30 mm
Drive Current:	300mA	Weight:	4,2 Kg
Refresh rate:	2 KHz	Housing:	Aluminum
Electrical		Color:	Black
Power Supply:	AC 100-240V 50/60 Hz	Power Connectors:	IEC
Power Consumption:	55W	Data Connectors:	XLR 3pole
Control		Cooling:	Aluminum Housing
Control Mode:	DMX	Safety	
DMX channels:	3, 4, 6, 7, 9, 12, 18, 36	Operation temperature: -5~40°C	

Maniac FX 7

41307 Beam + Wash

Special features:

- Powerful Beam effects
- Pixel Control
- Built-in programs
- Power and Data daisy chain



Technical Information

Electrical		Optical system	
Power input:	100-240V 50/60Hz	Dimmer:	0-100%
Power linking:	Up to 8 Units	Strobe:	0-20Hz
Power consumption:	180W	Beam Angle:	40° Wash - 2° Beam
LED Source		Physical	
	7 x 3W Cold White	Dimensions:	1000 x 140 x 120 mm
	7 x 7W High Power RGB	Weight:	4,5 Kg
Control		Housing:	Aluminium
Control mode:	Auto, Sound, Master/Slave, DMX 512	Colour:	Black
DMX Channels:	3,4,6,10,12 and 15	Data Connector:	3 pole XLR (In/Out)
Control Display:	4 Digits LED	Power Connection:	PowerPRO In/Out
		Cooling:	Fan Cooled
		Certification and Safety	
		Certification: CE	
		Max. ambient Temp.: 40°C	

Pulse Pixel Bar 16 Q4

41305 Indoor Light bar

The Pulse Pixel bar is an luminaire fixture with individual 16x RGBW 4in1 Prolight Opto LED's with a 20° beam angle and new advanced lens optics. It is a compact wash fixture with a unique and distinctive design to illuminate large surfaces like curtains and walls. Features include Full pixel control and selectable auto programs on the specially designed 4 button OLed display. Besides that the bar is equipped with Dmx (3pin Xlr) and Pro power in- and out connectors. The fixture has an innovative bracket for easy floor placing or multiple rigging options.

Special features:

- RGBW Prolight Opto LED's
- Pixel Control
- Versatile rigging possibilities
- Power and Data daisy chain



Technical Information

Output:	Lux (@ 2 meter) Red 402 Lux (@ 2 meter) Green 811 Lux (@ 2 meter) Blue 203 Lux (@ 2 meter) White 1356 Lux (@ 2 meter) Full 2405	Optical system	Dimmer: 0-100% Strobe: 0-20Hz Beam Angle: 20°
Light Source	16x 5W RGBW High Power LED	Physical	Dimensions: 960 x 130 x 185 mm (LxWxH) (Incl. bracket)
LED System:		Weight:	3,8 Kg
Drive Current:	300mA	Housing:	Aluminium
Refresh rate:	2Khz	Colour:	Black
Electrical		Power Connectors:	Pro power in/out
Power Supply:	100-240V AC	Data Connectors:	XLR 3pole
Power Consumption:	58W	Cooling:	Aluminium heatsink
Control		Certification and Safety	
Control Mode:	DMX512	Certification:	CE
DMX channels:	4, 6,10,64	Max. ambient Temp.:	40°C



Case for 8x Pulse Pixel Bar 16

D7053 Flightcase



Pixelbar 16Q6

41308 RGBWA-UV

The Showtec Pixelbar 16Q6 is a cost effective LED bar with 16x 6-in-1 RGBWA-UV LEDs. In order to ensure full control it offers full pixel control in 101 channel mode to create beautiful colour flows but can also be controlled in 6, 8, 12, 96, HSV & HSI mode for more basic use. With the RGBWA-UV LEDs it is possible to create both saturated and pastel colours. The UV colour makes the Pixelbar suitable for special FX in combination with e.g. UV colours. A clear LCD display with an intuitive menu structure makes setting up as easy as ABC. Multiple mounting positions make rigging easy allowing creative setups.

Special features:

- RGBWA-UV LED
- Pixelcontrol
- DMX, Artnet Control
- Brackets included.



Technical Information

Power Supply:	100-240 VAC	Dimmer:	0-100 %
Power Consumption:	170 W	Strobe:	0-25 Hz
Weight:	6.5 kg	Control Mode:	DMX, Stand Alone, Artnet
Dimensions LxWxH:	1043,5 x 136 x 183 mm	Cooling:	Aluminium heatsink
Connection Data:	ProCat In/Out	Ambient Temp.:	-10 – 40 °C
Housing:	Black	Display:	LCD Display
Certification:	CE	Connection Power:	Pro Power in- & output
Light Source:	16x RGBWA-UV LED	Connection DMX:	XLR 3/5p In/Out
Beam Angle:	25 °	Ethernet speed:	100Base-T
Refresh Rate:	12.000 Hz		
DMX channels:	6, 8, 12, 96, 101, HSV, HIS		



Special features:

- 3-in-1 COB LED Technology
- Linkable
- Multiple DMX modes for total pixel control
- Large Beam Angle

Pixel Bar 8 COB

41266 Indoor Light bar

The Pixel Bar 8 COB is a very powerful batten which uses the latest technology COB RGB Leds.

Because of this new technology it is possible to achieve a very high light output with a wide beamangle, without getting a lot of uncomfortable glare. The advanced menu makes it possible to control the batten in different modes such as DMX, stand alone, music.



Technical Information

Lux (@ 2 meter):	Red: 300	DMX Channels:	2,3, 5, 6, 12, 24CH
Lux (@ 2 meter):	Green: 340	Dimmer:	0-100%
Lux (@ 2 meter):	Blue: 410	Beam Angle:	60°
Lux (@ 2 meter):	Full: 1050	Colour:	Black
Max. distance:	15m	Cooling:	Forced Cooling
Colour range:	16,7 million additive colours	Input-voltage:	100-240VAC...50/60Hz
LED Quantity:	8x 15W COB RGB LED	Power:	120W @FO
Drive current:	500mA	IP Rating:	IP20
Display:	LED display for auto and custom control	Dimensions:	703 x 120 x 130 mm
Control:	DMX-512, Auto, Master/Slave	Weight:	2,8 Kg
		Refreshrate:	7,8 KHz



Candela Pix 50

41280 IP-65

Special features:

- Powercon TRUE1 in & out
- IP 65 Rating
- Exceptionally smooth RGBW Colour mixing
- Pixel control



Candela Pix 100

41281 IP-65

Special features:

- Powercon TRUE1 in & out
- IP 65 Rating
- 15W RGBW Prolight opto LEDs
- Pixel control



Technical Information

Output Lux (@ 2 meter) Lux (@ 2 meter) Lux (@ 2 meter) Lux (@ 2 meter) Lux (@ 2 meter) Max distance:	Red 3862 Green 7355 Blue 1780 White 8273 Full 15242 10m	DMX channels: 4, 6, 9, 28 IP Rating: IP65
Light Source LED System:	7 pieces 15W 4-in-1 RGBW LED	Optical system Dimmer: 0-100% Strobe: 0-20Hz Beam Angle: 10°
Drive Current: Refresh rate:	1000mA 250Hz / 4KHz / 8KHz / 16KHz	Physical Dimensions: 515 x 150 x 240 mm Weight: 6,5 Kg Housing: Aluminium IP Rating: IP65 Lens Plate: Tempered Glass Colour: Black
Electrical Power Supply: Power Consumption:	100~240VAC, 50/60 Hz 105W @FO	Fixture Connection: Powercon True in/out, XLR (3-pin) DMX in/out IP Rated Aluminium Housing
Control Control Mode: Display:	DMX, Auto, Master/Slave 0-LED Touch	Cooling: Safety Operation temp.: -5~40°C



Diffuser for Candela Pix 50

- 41287** 15° x 60°
- 41283** 40°
- 41282** 20°



Case for 8x Candela Pix 50

D7057 Flightcase



Diffuser for Candela Pix 100

- 41284** 20°
- 41285** 40°
- 41286** 15° x 60°



Case for 8x Candela Pix 100

D7058 Flightcase



Technical Information

Output Lux (@ 2 meter) Lux (@ 2 meter) Lux (@ 2 meter) Lux (@ 2 meter) Lux (@ 2 meter) Max Distance:	Red 1900 Green 5372 Blue 890 White 6259 Full 11000 10m	DMX channels: 4, 6, 9, 56 IP Rating: IP65
Light Source LED System:	14 pieces 15W 4-in-1 RGBW LED	Optical system Dimmer: 0-100% Strobe: 0-20Hz Beam Angle: 8°
Drive Current: Refresh rate:	1000mA 250Hz / 4 KHz / 8KHz / 16KHz	Physical Dimensions: 1024 x 150 x 227 mm Weight: 10,2 Kg Housing: Aluminium IP Rating: IP65 Lens Plate: Tempered Glass Colour: Black
Electrical Power Supply: Power Consumption:	100~240VAC, 50/60 Hz 212W @FO	Fixture Connection: Powercon True in/out, XLR (3-pin) DMX in/out IP Rated Aluminium Housing
Control Control Mode: Display:	DMX, Auto, Master/Slave 0-LED Touch	Cooling: Safety Operation temp.: -5~40°C

Club Par 12/4 RGBW

42650 RGBW

Special features:

- 12x 4-in-1 LEDs
- RGBW Colours
- 25°
- Double bracket



Club Par 12/6 RGBWAUV

42651 RGBWAUV

Special features:

- 12x 6-in-1 LEDs
- RGBW A UV Colours
- 25°
- Double bracket



Club Par 18/1 RGB

42652 18/1 RGB

Special features:

- 6R, 6G 6B LEDs
- 15°
- Double bracket



Club Par Dizzy 3/8

42653 4-in-1 multi effect

Special features:

- RGB Wash
- UV Blacklight
- 10 Section Strobe Ring
- 6 Section RGB Patterns
- IR Remote included



Technical Information

Output Lumens:	3200	Optical system Dimmer:	0-100%
Lux @2m:	5400	Strobe:	0-20Hz
		Beam Angle:	25°
Light Source LED System:	12 x 8W 4-in-1 LEDs	Physical Dimensions:	288 x 270 x 113mm
Drive Current:	500mA	Weight:	2,2Kg
Refresh rate:	1200Hz	Housing:	Fire retardant plastic
		Colour:	Black
Electrical Power Supply:	100-240V AC	Power Connectors:	IEC
Power Consumption:	77W	Data Connectors:	XLR 3pole
		Cooling:	Fan
Control Control Mode:	DMX512	Safety Operation temperature:	-20~40°C
DMX channels:	4/9 Channels	Protection rate:	IP-20

Technical Information

Output Lumens:	3250	Optical system Dimmer:	0-100%
Lux @2m:	5460	Strobe:	0-20Hz
		Beam Angle:	25°
Light Source LED System:	12 x 10W 6-in-1 LEDs	Physical Dimensions:	288 x 270 x 113mm
Drive Current:	525mA	Weight:	2,2Kg
Refresh rate:	1200Hz	Housing:	Fire retardant plastic
		Colour:	Black
Electrical Power Supply:	100-240V AC	Power Connectors:	IEC
Power Consumption:	120W	Data Connectors:	XLR 3pole
		Cooling:	Fan
Control Control Mode:	DMX512	Safety Operation temperature:	-20~40°C
DMX channels:	6/11 Channels	Protection rate:	IP-20

Technical Information

Output Lumens:	460	Optical system Dimmer:	0-100%
Lux @2m:	2330	Strobe:	0-20Hz
		Beam Angle:	15°
Light Source LED System:	6xRed, 6xGreen, 6x Blue 1W LEDs	Physical Dimensions:	288 x 270 x 80mm
Drive Current:	270mA	Weight:	1,48Kg
Refresh rate:	1200Hz	Housing:	Fire retardant plastic
		Colour:	Black
Electrical Power Supply:	100-240V AC	Power Connectors:	IEC
Power Consumption:	20W	Data Connectors:	XLR 3pole
		Safety Operation temperature:	-20~40°C
Control Control Mode:	DMX512	Protection rate:	IP-20
DMX channels:	3/8 Channels		

Technical Information

Electrical Power input:	100-240V 50/60Hz	Optical system Dimmer:	0-100%
Power linking:	Up to 16 Units	Strobe:	0-20Hz
Power consumption:	65W	Beam Angle:	22°
LED Source	3 x 8W 4-in-1 RGB+UV LED's	Physical Dimensions:	264 x 214 x 76,9 mm
	27 x 0,5W Cool White SMD LED's	Weight:	1,1 Kg
	18 x 0,5W RGB SMD LED's	Housing:	Plastic
	1118 lux @ 2m	Colour:	Black
Output:		Data Connector:	3 pole XLR (In/Out)
		Power Connection:	IEC in- & output
Control Control mode:	Auto, Sound, Master/Slave, DMX 512	Cooling:	Fan Cooled
DMX Channels:	3,9	Certification and Safety Certification:	CE
Control Display:	4 Digits LED	Max. ambient Temp.:	40°C



Case for 4x Club par
D7032 Value Line



Compact Par 7 Tri

42579 RGB, Black Housing

42580 RGB

Special features:

- Flat Par Housing
- Stylish design
- 3-in-1 LED Technology
- Double bracket



Compact Par 7 Q4

42582 RGBW

42584 RGBW, Complete black casing

Special features:

- 7x 4W LEDs
- RGBW 4-in-1 Colourmix
- Flat stylish design
- Double bracket



Compact Par 7x CW/WW

42581 CW/WW

Special features:

- Cool White and Warm White Colourmixing in one
- Compact size
- Stand Alone Function
- Double Bracket



Compact Par 7/15 Q4

42599 RGBW

Special features:

- 7 x 15W RGBW LED
- 15° optics
- OLED display for easy navigation
- Full connectivity



Technical Information

Output
Lumens: 2685
Lux @2m: 1772
Max Distance: 15m

Light Source
LED System: 7 x 3-in-1 LED
Drive Current: 350mA
Refresh rate: 3.9KHz

Electrical
Power Supply: 100-240V AC
Power Consumption: 28W

Control
Control Mode: DMX512
DMX channels: 3,4,8

Optical system
Dimmer: 0-100%
Strobe: 0-20Hz
Beam Angle: 40°

Physical
Dimensions: 290 x 275 x 115 mm
Weight: 2,6 Kg
Housing: Aluminium and iron
Colour: Full Black
Power Connectors: IEC
Data Connectors: XLR 3pole
Cooling: Aluminium heat sink

Safety
Operation temperature -20~40°C



Technical Information

Output
Lux @2m: 2201

Light Source
LED System: 7 x 4W RGBW LED
Drive Current: 330mA
Refresh rate: 7,8KHz

Electrical
Power Supply: 100-240V AC
Power Consumption: 32W

Control
Control Mode: DMX512, Sound, Stand-alone, Master/slave
DMX channels: 4,6,11

Optical system
Dimmer: 0-100%
Strobe: 0-20Hz
Beam Angle: 15°

Physical
Dimensions: 275 x 95 x 260 mm
Weight: 2,14 Kg
Housing: Aluminium and Iron
Colour: Black
Power Connectors: IEC
Data Connectors: XLR 3pole
Cooling: Aluminium heat sink

Certification and Safety
Certification: CE
Max. ambient Temp.: 40°C



Technical Information

Output
Lux @2m: 1142
Max Distance: 15m

Lightsources:
Drive current: 550mA
Refreshrate: 3.9kHz
LED Colours: Warm White (3200K) and Cool White (6000K)

Electrical:
Powersupply: 100-240V AC
Powerconsumption: 33W

Control:
Control mode: DMX 512
DMX Channels: 2,4

Optical system:
Dimmer: 0-100%
Strobe: 0-20Hz
Beam angle: 40°

Physical:
Dimensions: 290 x 275 x 115 mm
Weight: 2,6 Kg
Housing: Aluminium and Iron
Colour: Dark grey & black
Power Connectors: IEC
Data Connectors: 3 pole XLR
Cooling: Aluminium heat sink

Case for 8 x Compact Par 7
D7475 Flightcase



Technical Information

Light Source
LED System: 7 x 15W RGBW LEDs
Refreshrate: 1,2K Hz
Driver current: 350mA/colour
Output@2m: 8950lux

Electrical
Power Supply: 100~240VAC, 50/60 Hz
Power Consumption: 160W

Control
Control Mode: Auto/ built-in programs, manual, DMX
DMX channels: 4, 6, 10ch

Optical system
Dimmer: 0-100%
Strobe: 0-10Hz
Beam Angle: 15°

Physical
Dimensions: 290 x 260 x 105 mm (incl brackets)
Weight: 7,4 Kg
Housing: Die-cast powder coated Aluminium
Colour: Black
Power Connections: ProPower Blue and ProPower White
Data Connections: XLR 3 pole and XLR 5 Pole
Cooling: Convection

Safety
Certification: CE
Operation temperature: -10~40°C
IP-Rating: IP-20



Compact Par 18 MKII

- 42592** Black
- 42592W** White

Special features:

- Compact Housing
- Easy Link Up to 15 units
- Convection cooling, 100% silent
- Flicker Free (Suitable for TV Studio)



Compact Par 18 Q4

- 42589** Black body
- 42588** White body

Special features:

- Compact Design
- Convection Cooling
- Easy Linking of Power and DMX
- RGBW LED Source



Technical Information

Output:	2323	Optical system:	28 degrees
Lumen:	3112	Beam Angle:	28 degrees
Lux @2m:	3112	Physical:	256 x 285 x 96 mm
Max. Distance:	20m	Dimensions:	3 Kg
Light Source:	18 x 3W RGB-in-1 LED	Weight:	Die cast Aluminium
LED System:	RGB	Housing:	Black, Powdercoated
LED Color:	RGB	Color:	Black, Powdercoated
Drive Current:	350mA	Fixture Connections:	IEC, 3 Pole DMX
Refresh rate:	7,8 KHz	Cooling:	Convection
Electrical:		Safety:	
Power Supply:	100~240VAC...50/60Hz	Operation temperature:	-5 - +40 degrees Celcius
Power Consumption:	60W @FO	Environment:	IP-20
Control:			
Control Protocol:	DMX		
DMX channels:	1,3,4,6		



Technical Information

Power Supply:	100~240VAC, 50/60 Hz VAC	Cooling:	Convection
Power Consumption:	132 W	Ambient Temp.:	-10 ~ 40 °C
Weight:	5.2 kg	Connection Power:	Pro Power in- & output
Dimensions LxWxH:	313 x 302 x 131 mm		
Connection Data:	XLR 3 & 5p in / out		
Housing:	Die-cast Aluminium		
Housing Colour:	Black		
Certification:	CE		
Light Source:	18 x 7W RGBW LED		
Beam Angle:	15 °		
Refresh Rate:	12.000 Hz		
DMX channels:	4, 6, 10		
Dimmer:	0-100 %		
Strobe:	20 Hz		
Lux @2m:	10000 Lux		
Control Mode:	DMX, Manual, Auto		




Luna Par 60 Q4

43321 Indoor spot

Special features:

- Compact Housing
- Including 20° diffusor
- OLED screen for easy setup
- Stylish design



Luna Par 120 Q4

43322 Indoor spot

Special features:

- Compact housing
- Including 20° diffusor
- OLED screen for easy setup
- Stylish design



Technical Information

Power Supply: 100 - 240 VAC
 Power Consumption: 65 W
 Dimensions LxWxH: 254 x 229 x 152 mm
 Connection Data: 3 Pole XLR in- & out
 Certification: CE
 Light Source: COB LED
 Beam Angle: 90 °
 Refresh Rate: >1000 Hz
 DMX channels: 4, 6, 11
 Dimmer: 0-100 %
 Strobe: 0 - 20 Hz
 Lumen: 3700 lm
 Control Mode: DMX
 Cooling: Fan, Temperature controlled
 Ambient Temp.: -10 ~ +45 °C
 Connection Power: Pro Power in- & output



Technical Information

Power Supply: 100 - 240 VAC
 Power Consumption: 125 W
 Connection Data: 3 Pole XLR in- & out
 Certification: CE
 Light Source: COB LED 120W RGBW
 Beam Angle: 90 °
 Refresh Rate: >1000 Hz
 DMX channels: 4, 6, 11
 Strobe: 0 - 20 Hz
 Lumen: 4950 lm
 Control Mode: DMX
 Cooling: Fan, Temperature controlled
 Ambient Temp.: -10 ~ +45 °C
 Connection Power: Pro Power in- & output
 Dimensions: 265 x 250 x 190 mm



Power Spot 3 Q5

42573 Indoor spot

Special features:

- 5-in-1 (RGBWA) LED Technology
- Double bracket
- Convection cooling, 100% silent
- Flicker free (Suitable for TV Studio)



Power Spot 6 Q5

42574 Indoor spot

Special features:

- 5-in-1 (RGBWA) LED Technology
- Double bracket
- Convection cooling, 100% silent
- Flicker free (Suitable for TV Studio)



Power Spot 9 Q5

42575 Indoor spot

Special features:

- 5-in-1 (RGBWA) LED Technology
- Double bracket
- Convection cooling, 100% silent
- Flicker free (Suitable for TV Studio)



Power Spot 9 Q6 Tour

42576 RGBWA-UV in one

Special features:

- 6-in-1 (RGBWA-UV) LED Technology
- Powercon and 3 + 5 pin DMX connectors
- Double bracket
- Convection cooling, 100% silent
- Flicker free (Suitable for TV Studio)



Technical Information

Lumen: R 130lux@2m
G 200lux@2m
B 180lux@2m
W 375lux@2m
A 85lux@2m
RGBWA
875lux@2m
3 x 5-in-1 10W
LED:
Beam angle: 25°
Refreshrate: 7,8 KHz
Operation: built-in programs, auto run, slave, sound, static colour,
DMX
DMX channels: 5, 7, 9 CH
Working environment: -10°C~40°C
Housing: Die cast Aluminium, powder coat finish
Power input: AC 100V~240V, 50 Hz/60Hz
Power consumption: 32W max
Dimensions: 194 x 113 x 220 mm



Technical Information

Lumen: R 210lux@2m
G 305lux@2m
B 340lux@2m
W 590lux@2m
A 125lux@2m
RGBWA
1480lux@2m
6 x 5-in-1 10W
LED:
Beam angle: 2°
Refreshrate: 7,8 KHz
Operation: built-in programs, auto run, slave, sound, static colour,
DMX
DMX channels: 5, 7, 9 CH
Working environment: -10°C~40°C
Housing: Die cast Aluminium, powder coat finish
Power input: AC 100V~240V, 50 Hz/60Hz
Power consumption: 62W max
Dimensions: 238 x 114 x 255 mm




Technical Information

Lumen: R 422lux@2m
G 870lux@2m
B 231lux@2m
W 831lux@2m
A 495lux@2m
RGBWA
2346lux@2m
9 x 5-in-1 10W
LED:
Beam angle: 25°
Refreshrate: 7,8 KHz
Operation: built-in programs, auto run, slave, sound, static colour,
DMX
DMX channels: 5, 7, 9 CH
Working environment: -10°C~40°C
Housing: Die cast Aluminium, powder coat finish
Power input: AC 100V~240V, 50 Hz/60Hz
Power consumption: 65W max
Dimensions: 295 x 106 x 263 mm



Technical Information


Lumen: R 630 lux@2m
G 1108 lux@2m
B 203 lux@2m
W 1235 lux@2m
A 520 lux@2m
UV 10 lux@2m
Full 3230 lux@2m
9 x 6-in-1 12W
LED:
Beam angle: 18°
Refreshrate: 7,8 KHz
Operation: built-in programs, auto run, slave, sound, static colour, DMX
DMX channels: 6, 8, 10 CH
Working environment: -10°C~40°C
Housing: Die cast Aluminium, powder coat finish
Fixture Connection: XLR (3-pin & 5-pin) DMX in/out, Powercon power in/out
Cooling: Forced Convection
Power input: AC 100V~240V, 50 Hz/60Hz
Power consumption: 122W max
Dimensions: 264 x 113 x 294 mm



Showtec Classics

The evergreens in entertainment lighting

The parcan is truly a classic. It has already been around for decades and it is still a popular fixture for every venue. Showtec offers parcans in various sizes, from the small Parcan 16 to the Parcan 64 units. They are available as conventional cans, as warm white or cool white LED parcans and even RGBW LED Pinspots. Even the well-known Par 64 Aircraft with its razor-sharp beam is available as LED version with 18 4W Warm white LEDs and a beam angle of 4°. If you want to give your venue a retro look or simply just love the true Parcan-effect, check it out and take your pick.



Oldies but Goldies



PAR 16 Warm-On-Dim

43311 LED Parcan 16



Parcan 16, GU5.3 socket

30101 Black

30102 Polished



Parcan 16, GU10D socket

30115 Black

30116 Polished



Technical Information

Output: >5m
 Distance: 500 Lumen
 Output: 1 x 10W
 Refreshrate: 400Hz
 Dimmer: 0-100%
 (by external dimmer)
 Beam Angle: 36°
 CRI: 95
 Colourtemperature: 1800 (1%) - 3000K (100%)

Electrical
 Input Voltage: 230VAC, 50/60Hz
 Power consumption: 11,5W @FO
 Power Factor: > 0.8

Physical
 Dimensions (LxWxH): 150 x 82 x 79 mm
 Weight: 0.3 Kg
 IP Rating: IP-20
 Operating temperature: -20°C - 45°C
 Housing: Aluminium
 Connections: Schuko / VDE Plug
 Cooling: Convection
 Filterframe: Included

Technical Information

Par: 16
 Lamp socket: GU5.3
 Max. capacity: 50W
 Connector: -
 Cable: 20 cm
 Filterframe: Included
 Barndoor: Optional (30105)
 Dimensions: 145 x 80 x 125 mm (LxWxH)
 Weight: 0,15 Kg

Barndoor for Parcan 16

30106 Polished

30105 Black



Technical Information

Par: 16
 Lamp socket: GU-10D
 Max. capacity: 50W
 Power Supply: 230V
 Connector: Schuko
 Cable: 30 cm
 Filterframe: Included
 Barndoor: Optional (30105)
 Dimensions: 145 x 80 x 125 mm (LxWxH)
 Weight: 0,26 Kg

PAR 20 Warm-On-Dim

43312 LED Parcan 20

Special features:

- Warm on Dim technology
- Triac Dimming
- High CRI
- No UV



Parcan 20 Long

30151 Black

30152 Polished



PAR 30 Warm-On-Dim

43313 LED Parcan 30

Special features:

- Warm on Dim technology
- Triac Dimming
- High CRI
- No UV



Parcan 30

30161 Black

30162 Polished



Technical Information

Distance: >5m
 LED Quantity: 1 x 15W
 Output: 800 Lumen
 Refreshrate: 400Hz
 Dimmer: 0-100%
 (by external dimmer)
 Beam Angle: 45°
 CRI: 95
 Colourtemperature: 1800 (1%) - 3000K (100%)

Electrical
 Input Voltage: 230VAC, 50/60Hz
 Power consumption: 17W @FO
 Power Factor: > 0.8

Physical
 Dimensions (LxWxH): 172 x 86 x 90.5 mm
 Weight: 0.6 Kg
 IP Rating: IP-20
 Operating temperature: -20°C - 45°C
 Housing: Aluminium
 Connections: Schuko / VDE Plug
 Cooling: Convection
 Filterframe: Included

Technical Information

Par: 20
 Lamp socket: E-27
 Max. capacity: 50W
 Power Supply: 230V
 Connector: Schuko
 Cable: 30 cm
 Filterframe: Included
 Barndoor: Optional (30153, 30154)
 Dimensions: 180 x 110 x 142 mm (LxWxH)
 Weight: 0,34 Kg

Barndoor for Parcan 20

30154 Polished
30153 Black



Technical Information

Output
 Distance: >10m
 LED Quantity: 1 x 20W
 Output: 1100 Lumen
 Refreshrate: 400Hz
 Dimmer: 0-100%
 (by external dimmer)
 Beam Angle: 45°
 CRI: 95
 Colourtemperature: 1800 (1%) - 3000K (100%)

Electrical
 Input Voltage: 230VAC, 50/60Hz
 Power consumption: 23W @FO
 Power Factor: > 0.8

Physical
 Dimensions (LxWxH): 327 x 131 x 120 mm
 Weight: 0.9 Kg
 IP Rating: IP-20
 Operating temperature: -20°C - 45°C
 Housing: Aluminium
 Connections: Schuko / VDE Plug
 Cooling: Convection
 Filterframe: Included

Technical Information

Par: 30
 Lamp socket: E-27
 Max. capacity: 100W
 Power Supply: 230V
 Connector: Schuko
 Cable: 30 cm
 Filterframe: Included
 Barndoor: Optional (30163, 30164)
 Dimensions: 230 x 125 x 208 mm (LxWxH)
 Weight: 0,52 Kg

Barndoor for Parcan 30

30164 Polished
30163 Black



Parcan 36 Pinspot

- 30205** Black, Incl. built-in Trafo
- 30206** Polished, Incl. built-in Trafo

LED Pinspot Pro

- 42404B** Black
- 42404S** Silver

Special features:

- 6° Beam angle
- Including filterframe
- 110cm Schuko-cable

LED Pinspot Q4

- 42407** Black

Special features:

- Compact & lightweight
- 15W RGBW Prolight Opto LED
- Ideal to illuminate mirrorballs
- Plug & Play



Technical Information

Par: 36
 Lamp socket: Screw
 Max. capacity: 6V/30W
 Power Supply: 230V
 Connector: Schuko
 Cable: 30 cm
 Filterframe: Not Included
 Dimensions: 150 x 115 x 167 mm (LxWxH)
 Weight: 1,04 Kg

Technical Information

Powersupply: 240V / 50Hz
 Cable: 110cm
 Power: 5W
 LED: 3W White
 Beamangle: 6°
 LED Colour: Cool White
 Dimensions: 110 x 60 x 90 mm
 Weight: 0,5 kg

Technical Information

Output:
 Lumens: 235
 Lux @2m: 7010
 Max. Distance: 10m
 Light Source: 1x15W 4-in-1 RGBW
 LED System: Prolight Opto LED
 Drive Current: 1000 mA
 Electrical:
 Power Supply: AC 100-240V 50/60 Hz
 Power Consumption: 22W @FO
 Control
 Program: Built-in auto programs
 Control Mode: DMX512
 DMX channels: 4,6,8
 Optical system:
 Beam Angle: 3,2° (+/-1°)

Physical:
 Dimensions: 310x150x105 mm
 Weight: 1,3 Kg
 Housing: ABS Plastic
 Colour: Black
 Fixture Connection: Schuko/XLR (3-pin)
 Cooling: DMX in/out Pigtailes
 Convection
 Safety:
 Operation temperature: -20~40°C



Parcan 36 Short

- 30201** Black
- 30202** Polished



Technical Information

Par: 36
 Lamp socket: Screw
 Max. capacity: 30W
 Connector: None
 Cable: None
 Filterframe: Included
 Barndoor: Optional (30221, 30222)
 Dimensions: 205 x 165 x 237 mm (LxWxH)
 Weight: 0,74 kg

Barndoor for Parcan 36

- 30222** Polished
- 30221** Black



PAR 46 Warm-On-Dim

- 43314** LED Parcan 46
- Special features:**
 - Warm on Dim technology
 - Triac Dimming
 - High CRI
 - No UV



Parcan 46 Pro

- 30258** Black
- 30257** Polished



Technical Information

Output
 Distance: >15m
 LED Quantity: 1 x 28W
 Output: 1800 Lumen
 Refreshrate: 400Hz
 Dimmer: 1-100% (by external dimmer)
 Beam Angle: 60°
 CRI: 95
 Colourtemperature: 1800 (1%) - 3000K (100%)

Electrical
 Input Voltage: 230VAC, 50/60Hz
 Power consumption: 29W @FO
 Power Factor: 0,98


Physical
 Dimensions (LxWxH): 340 x 195 x 267 mm
 Weight: 1.3 Kg
 IP Rating: IP-20
 Operating temperature: -20°C - 45°C
 Housing: Aluminium
 Connections: Schuko / VDE Plug
 Cooling: Convection
 Filterframe: Included

Technical Information

Par: 46
 Lamp socket: E27
 Max. capacity: 90W
 Power Supply: 230V
 Connector: Schuko
 Cable: 30 cm
 Filterframe: Included
 Barndoor: Optional (30253, 30254)
 Dimensions: 305 x 195 x 267 mm (LxWxH)
 Weight: 1,08 kg

Barndoor for Parcan 46

- 30253** Polished
- 30254** Black



Parcan 56 Short

- 30319** Black
- 30320** Polished



Technical Information

- incl. terminal and socket
- Par: 56
- Lamp socket: GX16D
- Max. capacity: 500W
- Power Supply: 230V
- Connector: Schuko
- Cable: 70 cm
- Filterframe: Included
- Barndoor: Not available
- Dimensions: 255 x 222 x 257 mm (LxWxH)
- Weight: 0,9 kg

LED Par 56 Short Eco

- 42417** Black
- 42418** Polished



Technical Information

- Par: 56
- Power Supply: 230V/50 Hz
- Power: 15W
- Dimensions: 220 x 220 x 260 mm (LxWxH)
- Weight: 2,3 kg
- Duty cycle: Colourmixing 8 hours / Full on: 2 hours
- Filterframe: Not available
- Barndoor: Not available

Special features:

- 6 DMX channels
- Music-controlled
- Including 50cm cable with Schuko plug

Par 56 90W COB RGB

- 43300** Black housing



Special features:

- 90W COB LED Source
- 7 DMX channels
- Multi-voltage
- Large 90° beam angle

Technical Information

- | | | | |
|------------------|----------------------------|---------------------|----------------------|
| Output | R 360 | Electrical | |
| Lux @2m: | G 380 | Input Voltage: | 100~240VAC...50/60Hz |
| | B 490 | Power consumption: | 98W max @FO |
| | RGB 1200 | Physical | |
| Max distance: | 10m | Dimensions (LxWxH): | 240 x 172 x 330 mm |
| LED Quantity: | 1 x 90W RGB COB | Weight: | 2,3 kg |
| Dimmer: | 0-100% | IP Rating: | IP-20 |
| Strobe: | 0-20Hz | Connections: | Schuko + XLR 3 pole |
| Refreshrate: | 7,8 KHz | Cooling: | Forced Cooling (Fan) |
| Beam Angle: | 90° | | |
| Control | | | |
| On Board: | Display for easy Set Up | | |
| Options: | DMX512, Auto, Manual | | |
| DMX personality: | 3, 6, 7 Channel | | |
| Filterframe: | Not available | | |
| Barndoor: | optional available (43302) | | |

Parcan 56 Long, incl. Terminal and socket

- 30317** Black
- 30318** Polished



Parcan 56 Long, incl. Parsafe

- 30301** Black
- 30302** Polished



Technical Information

Par: 56
 Lamp socket: GX16D
 Max. capacity: 300W
 Power Supply: 230V
 Connector: Schuko
 Cable: 80 cm
 Filterframe: Included
 Barndoor: Optional (30312, 30316)
 Dimensions: 365 x 228 x 323 mm (LxWxH)
 Weight: 1,29 kg



Technical Information

Par: 56
 Lamp socket: GX16D
 Max. capacity: 300W
 Power Supply: 230V
 Connector: Schuko
 Cable: 1 m
 Filterframe: Included
 Barndoor: Optional (30312, 30316)
 Dimensions: 335 x 227 x 318 mm (LxWxH)
 Weight: 1,32 kg



Barndoor for Parcan 56

- 30312** Black
- 30316** Polished



Barndoor for Parcan 56

- 30312** Black



PAR 56 Warm-On-Dim

- 43315** LED Parcan 56

Special features:

- Warm on Dim technology
- Triac Dimming
- High CRI
- no UV



Technical Information

Output Distance: >15m
 LED Quantity: 1 x 35W
 Output: 3380 Lumen
 Refreshrate: 400Hz
 Dimmer: 1-100% (by external dimmer)
 Beam Angle: 60°
 CRI: 95
 Colourtemperature: 1800 (1%) - 3000K (100%)

Electrical
 Input Voltage: 230VAC, 50/60Hz
 Power consumption: 29W @FO
 Power Factor: 0,99

Physical
 Dimensions (LxWxH): 365 x 228 x 323 mm
 Weight: 1.5 Kg
 IP Rating: IP-20
 Operating temperature: -20°C - 45°C
 Housing: Aluminium
 Connections: Schuko / VDE Plug
 Cooling: Convection
 Filterframe: Included

Parcan 64 Short, Incl. Parsafe

- 30417** Black
- 30416** Polished



Parcan 64 Floorspot, Terminalset

- 30420** Black
- 30421** Polished



Parcan 64 Long, Terminalset

- 30418** Black
- 30419** Polished




Parcan 64 Long, Parsafe

- 30403** Black
- 30404** Polished



Technical Information

Par: 64
 Lamp socket: GX16D
 Max. capacity: 1000W
 Power Supply: 230V
 Connector: Schuko
 Cable: 1 m
 Filterframe: Included
 Dimensions: 260 x 255 x 357 mm (LxWxH)
 Weight: 1,1 kg



Technical Information

Par: 64
 Lamp socket: GX16D
 Max. capacity: 1000W
 Power Supply: 230V
 Connector: Schuko
 Cable: 80 cm
 Filterframe: Included
 Dimensions: 265 x 255 x 372 mm (LxWxH)
 Weight: 1,6 kg




Technical Information

Par: 64
 Lamp socket: GX16D
 Max. capacity: 1000W
 Power Supply: 230V
 Connector: Schuko
 Cable: 80 cm
 Filterframe: Included
 Dimensions: 430 x 265 x 367 mm (LxWxH)
 Weight: 1,92 kg




Technical Information

Par: 64
 Lamp socket: GX16D
 Max. capacity: 1000W
 Power Supply: 230V
 Connector: Schuko
 Cable: 65 cm
 Filterframe: Included
 Dimensions: 380 x 230 x 335 mm (LxWxH)
 Weight: 1,5 kg



Barndoor for Parcan 64

- 30411** Black
- 30415** Polished



LED Par 64 Short Q4-18

- 42468** Black
- 42469** Polished

Special features:

- RGBW Colourmixing
- DMX-, Sound and Master/Slave control
- Double Bracket
- Perfect Colourmixing

Par 64 LED-100Z

- 42530** 3200K, Black
- 42531** 5600K, Black

Special features:

- Manual zoom
- Halogen dimming effect
- DMX Control
- Retro Look

Par 64 LED-120Z-Q4

- 42540** Black

Special features:

- Manual zoom
- RGBA Colourmixing
- DMX Control
- Retro Look



Technical Information

Output Lux @2m:	3790
Max Distance:	30m
Light Source	18 x 4-in-1 8W LEDs
LED System:	450mA
Drive Current:	7.8kHz
Refresh rate:	7.8kHz
Colour Range:	RGBW
Electrical Power Supply:	100-240V AC
Power Consumption:	200W
Control Protocol:	DMX512
DMX channels:	4,5,8
Optical system Dimmer:	0-100%

Strobe:	0-20Hz
Beam Angle:	40°
Physical Dimensions:	290 x 230 x 230 mm
Weight:	3.3kgs
Housing:	Aluminium
Colour:	Black
Fixture Connections:	XLR 3pole
Cooling:	Forced cooling(fan)
Safety Operation temperature:	-20~40°C



Technical Information

Output Distance:	> 10m
LED Quantity:	1x 80W Citizen LED
Output:	4400 Lumen
Refreshrate:	3 KHz
Dimmer:	0-100% (DMX)
Beam angle:	15°, 20°, 25°, 30°, 32° (Manual Zoom)
CRI:	>80
Colourtemperature:	3200K
Control On board:	Display for easy setup
Options:	DMX512, Auto, Manual
DMX Personality:	1, 2, 3 Channels
Electrical Input voltage:	100-230V / 50-60Hz
Power consumption:	105 W
Power Factor:	> 0,8

Physical Dimensions:	444 (L) x 302 (W) x 405 (H) mm
Weight:	3,7 kg
IP Rating:	IP-20
Operating temperature:	-20°C ~ 45°C
Housing:	Aluminium
Connections:	Schuko VDE Plug
	3 pole XLR
Cooling:	By fan
Filterframe:	Included



Barndoor for Parcan 64

- 30411** Black
- 30415** Polished



Technical Information

Output Distance:	> 10m
LED Quantity:	1x 120W RGBA ProLight Opto
Output (@12,5°):	Red: 4180 Lumen @ 2m
	Green: 6850 Lumen @ 2m
	Blue: 342 Lumen @ 2m
	Amber: 7950 Lumen @ 2m
	Full on: 17180 Lumen @ 2m
Refreshrate:	3 kHz
Dimmer:	0-100% (DMX)
Beam angle:	12°, 15°, 20°, 25°, 30°, 35° (Manual Zoom)
Control On board:	Display for easy setup
Options:	DMX512, Auto, Manual
DMX Personality:	4, 7, 11 Channels

Electrical Input voltage:	100-230V / 50-60Hz
Power consumption:	142W
Power Factor:	>0,8
Fuse:	T2A 250V
Physical Dimensions:	444(L) x 302(W) x 405(H) mm
Weight:	4,1 kg
IP Rating:	IP-20
Operating temperature:	-20°C ~ 45°C
Housing:	Aluminium
Connections:	Schuko VDE Plug
	3 pole XLR
Cooling:	By fan
Filterframe:	Included

Studio Beam 575

30657 Black, incl. lenses

Special features:

- High light-output
- Incl. 4 lenses
- Incl. filterframe
- Max. capacity 600W




Technical Information

Lamp socket: G9,5
 Max. capacity: 600W
 Power Supply: 230VAC, 50Hz
 Connector: None
 Reflector: Aluminium
 Cable: 30 cm
 Filterframe: Included
 Bulb: Not included (80824)
 Lenses: VNSP / NSP / MFL / WFL (included)
 Dimensions: 270 x 220 x 290 mm (LxWxH)
 Weight: 3,65 kg

Barndoor for Studio Beam

30698 Black
30699 Polished



(small beamangle lenses can not to be used in combination with colour gels)

Studio Beam CDM/HCI-150

30690 Black

30691 Silver

Special features:

- For use with CDM lamps
- 4 different lenses included
- Ideal for exhibitions and commercial lighting



Technical Information

Lamp socket: G-12
 Max. capacity: 150W
 Power Supply: 230VAC, 50Hz
 Connector: Schuko
 Cable: 100 cm
 Filterframe: Included
 Bulb: Not included (optional 80925)
 Lenses: VNSP / NSP / MFL / WFL (included)
 Dimensions: 170 x 260 x 380 mm (LxWxH)
 Weight: 6,94 kg

Studio Beam MSR 575

30692 Magnetic ballast, Black

30693 Magnetic ballast, Silver

Special features:

- For use with MSR-575 lamps
- 4 different lenses included
- Ideal for exhibitions, car shows and commercial lighting



Technical Information

Lamp socket: GX9,5
 Max. capacity: 600W
 Power Supply: 230VAC, 50Hz
 Connector: Schuko
 Cable: 30cm
 Filterframe: Included
 Bulb: not included (80923)
 Lenses: VNSP/NSP/MFL/WFL (included)
 Dimensions: 280 x 255 x 440 mm (LxWxH)
 Weight: 12,92 kg

Helix S5000 Q4

43725 40 x 10W 10°

Special features:

- 5 Sections control
- W-DMX by Wireless Solutions Sweden
- IP-65 rated
- 10° and optional available Beamshapers



Technical Information

Light Source: 40 x Prolight Opto RGBW
 LED System: 4-in-1 10W LEDs
 Output@2m: 54000lux
 Refreshrate: 3, 4, 6, 12kHz

Electrical
 Power Supply: AC 100-240V 50/60 Hz
 Power Consumption: 415W

Control
 Control Mode: Auto/ built-in programs, Master/slave, DMX / RDM
 DMX channels: 4, 6, 8, 20, 24ch

Optical system
 Dimmer: 0-100%
 Dim Curves: 4
 Strobe: 0-20Hz
 Beam Angle: 10° (optional 20°, 40°, 15x60°)
 Tilt Angle: 0-180°

Physical
 Dimensions: 532 x 320 x 122 mm
 Weight: 9,5 Kg
 Housing: Die-cast aluminium
 Colour: Black
 Power Connectors: Powercon True1
 Data Connectors: XLR-HD 5-pin
 Cooling: Forced-air
 Safety
 Operation temperature: -10~40°C
 IP-Rating: IP-65



Beamshaper for Helix S5000 Q4

- 43727** 20°
- 43728** 40°
- 43729** 15°x60°



Tophat for Helix S5000 Q4

43730 Outdoor Washer accessory

Barndoor for Helix S5000 Q4

43726 Accessory Washer Outdoor

Case for 4x Helix 4000/S5000

07249 Premium Line



Helix S5000 Q4 Set

43725SET01 40 x 10W 10°

Special features:

- Complete set with 4 units, accessories and S5000 flightcase
- 5 Sections control, IP-65 rated
- W-DMX by Wireless Solutions Sweden
- CNC machined foam interiors for max protection
- 9mm high grade plywood carcass construction

Technical Information

S5000 Flightcase specs (D7269):
 Dimensions: 1200 x 700 x 898mm
 Weight: 41Kg
 Wheels: 4x 100mm swivel (2x brake)

Showtec Helix S5000 Q4 specs
 Light Source: 40 x Prolight Opto
 LED System: RGBW 4-in-1 10W LEDs
 Output@2m: 54000lux
 Refreshrate: 3, 4, 6, 12kHz

Electrical
 Power Supply: AC 100-240V 50/60 Hz
 Power Consumption: 415W

Control
 Control Mode: Auto/ built-in programs, Master/slave, DMX / RDM
 DMX channels: 4, 6, 8, 20, 24ch

Optical system
 Dimmer: 0-100%
 Dim Curves: 4
 Strobe: 0-20Hz
 Beam Angle: 10° (optional 20°, 40°, 15x60°)
 Tilt Angle: 0-180°

Physical
 Dimensions: 532 x 320 x 122 mm
 Weight: 9,5 Kg
 Housing: Die-cast aluminium
 Colour: Black
 Power Connectors: Powercon True1
 Data Connectors: XLR-HD 5-pin
 Cooling: Forced-air

Safety
 Operation temperature: -10~40°C
 IP-Rating: IP-65

Helix M1000 Q4 Mobile

43740 RGBW Wash

Special features:

- Up to 15 hours battery life
- Battery management software
- W-DMX by Wireless Solutions Sweden
- IP-65 rated
- Beam angle 10°
- Optional available Beamshapers



Beamshaper for Helix M1000 Q4 Mobile

- 43745** 20°
- 43746** 40°
- 43747** 15° x 60°



Tophat for Helix M1000 Q4 Mobile

- 43741** Outdoor Washer accessory



Barndoor for Helix M1000 Q4 Mobile

- 43742** Outdoor Washer accessory



Case for 4x Helix M1000

- 07229** Premium Line



Technical Information

Light Source
LED System: 8 x Prolight Opto RGBW 4-in-1 10W LEDs
Output@2m: 8000lux
Refreshrate: 12 Khz

Electrical
Power Supply: AC 100-240V 50/60 Hz
Power Consumption: 75W

Control
Settings: OLED Graphical display with 4 touch buttons
Control Mode: Auto/ built-in programs, Master/slave, DMX, IR remote
DMX channels: 4, 6, 10ch

Optical system
Dimmer: 0-100%
Dim Curves: 4
Strobe: 0-20Hz
Beam Angle: 10° (optional 20°, 40°, 15x60°)
Tilt Angle: 0-180°

Battery:
Type: Lithium ion
Voltage: 18,5V
Storage: 13 Ah
Battery life time: 8h @ Full, 15h by software
Charging Cycle: 6hrs

Physical
Dimensions: 370 x 302 x 122 mm
Weight: 7,5 Kg (incl. battery)
Housing: Die-cast aluminium
Colour: Black
Power Connectors: Powercon True1
Data Connectors: XLR-HD 5-pin
Cooling: Passive

Safety
Operation temperature: 0-40°C
IP-Rating: IP-65

Event Dot 15

44011 15W RGBW

Special features:

- Compact Size
- Multiple mounting possibilities
- Including 3 different diffusers
- Up to 16 hours battery life (colour mixing)



EventLITE 7/4 Q4

44005 incl. Wireless DMX, Black

Special features:

- Battery operated 6 hours
- RGBW 4-in-1 LEDs
- Wireless DMX functionality
- Controllable by optional IR-remote



Technical Information

Dimensions LxWxH: 143 x 101 x 81 mm
 IP Rating: IP 20
 Beam Angle: 8 (15°, 30° by included diffusers) °
 DMX channels: 1, 2, 4, 5, 6, 9
 Control Protocol: Wi-Fi, IR Remote, Artnet (over Wi-Fi)
 LED light Source: RGBW
 Battery Voltage: 7.4 V
 Battery Capacity: 5200 mAh
 Battery Power: 38.5 W
 Battery Position: Internal



Case for 6 pcs Event Dot 15

44012 Including accessory space



Raincover for EventLITE

44001 for EventLITE 6/3, 7/4 and 4/10



UR-5 Universal IR Remote

44002 Battery Spot accessory



Technical Information

Light Source: 7 x 4W RGBW LED
 LED System: 7 x 4W RGBW LED
 Electrical: 100-240 VAC...50/60Hz
 Input Voltage: 62W
 Max. Power: LED display
 Operation mode: Built-in programs, auto running mode, DMX mode, master/slave mode, soundactive mode, static colors
 Control feature: 4, 6, 11 Channels
 Battery: 15.6 Ah
 Storage: 6 hrs at full RGBW on
 Runtime: 10 hrs (LED blackout when charging)
 Charging Cycle:

Physical: 150 x 150 x 230 mm
 Dimensions: 4,5 Kg
 Weight: Aluminium
 Housing: Black
 Color: Power Connectors: IEC in- and output
 Data Connectors: XLR 3p
 Cooling: Aluminium heatsink
 Certification and Safety: CE
 Certification: 40°C
 Max. ambient Temp.: (IP-44 when placed correctly and using the optional raincover)
 Operation Temperature: -10°C ~40°C

EventLITE 4/10 Q4

44060 incl. Wireless DMX, Black

Special features:

- Long battery life (up to 6hrs RGBW)
- RGBW 4-in-1 LEDs
- Wireless DMX by Wireless Solutions Sweden
- Eco mode for extended battery life
- Controllable by optional IR-remote



WIRELESS SOLUTION
MADE IN SWEDEN

Technical Information


Light Source: LED System:	4 x 10W RGBW LED	Runtime:	up to 6 hrs at full RGBW on / 12 hrs on a single colour
Optical system: Dimmer: Strobe: Beam angle:	0-100% 0-15Hz 15°	Charging Cycle:	10 hrs (LED Charging indicator)
Electrical: Input Voltage: Max. Power: Operation mode: Control feature:	100-240 VAC...50/60Hz 45W OLED display WDMX, DMX512, Stand-alone, Manual, Master/slave	Physical: Dimensions: Weight: Housing: Security: Colour: Power Connectors: Data Connectors: Cooling: Certification and Safety:	140 x 140 x 210 mm 3,5 Kg Metal Kensington Lock eye Black IEC input XLR 3p Aluminium heatsink CE IP54 top/ IP20 bottom
DMX channels:	4, 6, 9 Channels	IP Rating: Max. ambient Temp.: Operation Temperature:	40°C -10°C ~40°C
Battery: Type: Storage: Runtime:	Lithium ion 4,16 Ah		

IR Remote for EventLITE 4/10 Q4
44062 Battery Spot accessory



Cover for the EventLITE 4/10 Q4 (44060)

- 44066** White
- 44065** Chrome



EventLITE 4/10 Q4 Set

44061 Flightcase incl 6 pcs EventLITE

Special features:

- Flightcase + 6x EventLITE + Ir Remote
- Pre-wired for charging the fixtures inside the case
- Stacking recesses on top
- Including power cord



Technical Information

Light Source: LED System:	4 x 10W RGBW LED	Charging Cycle:	10 hrs (LED Charging indicator)
Optical system: Dimmer: Strobe: Beam angle:	0-100% 0-15Hz 15°	Physical: Dimensions: Weight: Housing: Security: Colour: Power Connectors: Data Connectors: Cooling:	140 x 140 x 210 mm 3,5 Kg Metal Kensington Lock eye Black IEC input XLR 3p Aluminium heatsink
Electrical: Input Voltage: Max. Power: Operation mode: Control feature:	100-240 VAC...50/60Hz 45W OLED display WDMX, DMX512, Stand-alone, Manual, Master/slave	Certification and Safety: Certification: IP Rating: Max. ambient Temp.: Operation Temperature:	CE IP54 top/ IP20 bottom 40°C -10°C ~40°C
DMX channels:	4, 6, 11 Channels	Case: Dimensions: Power consumption:	600 x 450 x 490 mm (LxBxH) including wheels 150W
Battery: Type: Storage: Runtime: on	Lithium ion 4,16 Ah up to 6 hrs at full RGBW / 12 hrs on a single colour		

Carrying Bag for 4 pcs EventLITE 4/10 Q4

44063 With removable velcro compartments



Chargercase for 6x EventLITE 4/10 Q4

44064 Compact flightcase



EventSpot 1600 Q4

44050 4x 12W RGBW, Black


44051 4x 12W RGBW, Brushed Aluminium

Special features:

- 4x 12W RGBW colourmixing
- Long battery life (up to 15hrs RGBW)
- IP-54 For outdoor use
- Wireless DMX by Wireless Solutions Sweden
- Capacity saving "Working time" feature



WIRELESS SOLUTION
MADE IN SWEDEN



EventSpot 1600 Q4 Set

44056 Charger case with 6pcs Black

44057 Charger case with 6pcs Brushed Aluminium

Special features:

- Roadproof design
- Built-in charger
- 4x 12W RGBW colourmixing
- Long battery life (up to 15hrs RGBW)
- Built in safety-switch to prevent overheat during loading



Technical Information

Output: Luminus flux: Lux @2m:	1580 15000	Battery: Type: Voltage: Storage: Battery life time: Charging Cycle:	Lithium ion 18,5 15.6 Ah Up to 15hrs RGBW 6hrs
Light Source: LED System: Drive Current: Refresh rate:	4 x 12W RGBW LED 650mA 12KHz	Physical: Dimensions: Weight: Housing: Colour: Data Connectors: Cooling:	180 x 180x 280 mm 5 kg Aluminium and Iron Black XLR 3pole Aluminium heat sink
Control: Control Mode:	WDMX, DMX512, Stand-alone, Manual, Master/slave	Certification and Safety: Certification: IP: Operation Temperature:	CE 54 -10°C ~-40°C
DMX channels:	4,6,10		
Optical system: Dimmer: Strobe: Beam Angle:	0-100% 0-15Hz 10°		

Beamshaper for EventSpot 1600 Q4

- 44053** 40°
- 44054** 15° x 60°
- 44055** 20°



Charger for EventSpot 1600 Q4

- 44052** Desktop model



Charger Case for EventSpot 1600 Q4

- D7300** Flightcase for 6 pcs



Technical Information

Set contains: Chargercase for 6 Eventspots 6 "Eventspots" Powercable IR-remote	Control: Control Mode:	WDMX, DMX512, Stand-alone, Manual, Master/slave	Data Connectors: Cooling:	XLR 3pole Aluminium heat sink
Specifications Flightcase Dimensions: Weight:	DMX channels:	4,6,10	Certification and Safety: Certification: IP: Operation Temperature:	CE 54 -10°C ~-40°C
653 x 576 x 500 mm 75,0 Kg (incl spots)	Optical system: Dimmer: Strobe: Beam Angle: Battery Type: Voltage: Storage: Battery life time: Charging Cycle:	0-100% 0-15Hz 10° Lithium ion 18,5 15.6 Ah Up to 15hrs RGBW 6hrs		
Specifications Eventspot Output: Luminus flux: Lux @2m:	Physical: Dimensions: Weight: Housing: Colour:	180 x 180x 280 mm 5 kg Aluminium and Iron Black		
1580 15000				
Light Source: LED System: Drive Current: Refresh rate:				
4 x 12W RGBW LED 650mA 12kHz				

DWE Audience Blinder Set

30742 Analogue blinder

Special features:

- 120V/650W Par 36 lamp
- Break-out box
- Lamps included

Technical Information

Power supply: 230V / 50 Hz
 Power consumption: 1300W
 Lamp: Par 36 120V/650W DWE (included)



Stage Blinder 2 DMX

30770 Black

Special features:

- Dimmer built-in
- DMX control
- Delivery including bulbs
- Ready to use

Stage Blinder 4 DMX

30772 Black

Stage Blinder 8 DMX

30774 Black



Technical Information

Voltage: 240V/50 Hz
 Power: 1300W
 Lamp: 2 x Par 36 120V/650W (DWE) Included
 Control: DMX
 Dimensions: 350 x 235 x 150 mm (LxWxH)
 Weight: 2,96 kg

Cables, sockets and lamps included.

Technical Information

Voltage: 240V/50 Hz
 Power: 2600W
 Lamp: 4 x Par 36 120V/650W (DWE)
 Control: DMX
 Dimensions: 490 x 425 x 110 mm (LxWxH)
 Weight: 7 kg

Cable, connector and lamps included.

Technical Information

Voltage: 240V/50 Hz
 Power: 2 x 2600W
 Lamp: 8x Par 36 120V/650W (DWE)
 Control: DMX
 Power socket: fixed cable. (2 groups)
 Dimensions: 840 x 355 x 110 mm (LxWxH)
 Weight: 11 kg


Cables, sockets and lamps included, unit is equipped with 2 separate power inputs

Stage Blinder 1 LED

30784 80W Dual White LED module

Special features:

- Very Punchy Single Blinder
- Tungsten Simulation
- Compact Design



Stage Blinder 4 LED

30783 4x 80W Dual White LED modules

Special features:

- Very Punchy 4 way LED Blinder
- Tungsten Simulation
- Compact Design



Technical Information

Light Source	1 x 80W (2 x 40W)	Pod movement:	+/- 180° stepless
LED System:	Dual-White 1800K/3060K COB	Beam Angle:	65.5°
Colour temperature:	2490K	Field Angle:	99.5°
Output:	4190lm	Physical	
Refresh rate:	3,1 KHz	Dimensions:	250 x 170 x 90 mm
Electrical		Weight:	2,0 Kg
Power Supply:	100~240VAC, 50/60Hz	Housing:	Metal / Plastic
Power Consumption:	85W @ FO	Colour:	Black
Control		Power connectors:	Powercon connector In
Control Mode:	Manual, DMX512	DMX Connectors:	XLR 3 pole In/Out
DMX channels:	1, 2 Channel Mode	Safety	
Optical system		Operation temperature:	-5°~45°
Dimmer:	0-100%	Protection rate:	IP20
Strobe freq.:	0,6 – 18 Hz		



Case for Stage Blinder 1 for 6 pieces
D7060 Flightcase



Case for 4x Stage Blinder 4
D7056 Flightcase



Technical Information

Light Source	4 x 80W (2 x 40W)	Pod movement:	+/- 20° stepless
LED System:	Dual-White 1800K/3060K COB	Beam Angle:	65°
Colour temperature:	2490K	Field Angle:	99.5°
Output:	14000lm	Physical	
Refresh rate:	3,1 KHz	Dimensions:	380 x 370 x 335 mm (Included Bracket)
Electrical		Weight:	7,0 Kg
Power Supply:	100~240VAC, 50/60Hz	Housing:	Metal / Plastic
Power Consumption:	320W @ FO	Colour:	Black
Control		Power connectors:	Powercon Connector In/Out
Control Mode:	Manual, Auto, DMX512	DMX Connectors:	XLR 3pole In/Out
DMX channels:	1, 2, 4, 5 Channel Mode	Safety	
Optical system		Operation temperature:	-5°~45°
Dimmer:	0-100%	Protection rate:	IP20
Strobe freq.:	0,3 – 8 Hz		

Stage Blinder 2 Blaze

30782 IP65 Rated

Special features:

- Very Punchy 2 head Blinder
- RGB Blaze effect
- Manually Pan and Tilt adjustment of each head



Stage Blinder 4 Blaze

30781 IP65 Rated

Special features:

- Very Punchy 4 head Blinder
- RGB Blaze effect
- Manually Pan and Tilt adjustment of each head



Technical Information

Light Source	2 x 100W Dual-White COB, SMD RGB Blaze	Physical Dimensions:	400 x 200 x 210 mm included bracket
Colour temperature:	2100-3200K	Weight:	7,2 Kg
Refresh rate:	4.000 Hz	Housing:	Metal
Electrical Power Supply:	100~240VAC, 50/60Hz	Colour:	Black powder coated
Power Consumption:	210W Max	Power connectors:	Seetronic IP-65 power connector in/out
Control Mode:	Auto, Sound, Master/Slave, DMX512	DMX Connectors:	XLR 3pole In/Out
DMX channels:	1, 4, 8, 9 Channel Mode	Safety Operation temperature:	-5°~45°
Optical system Dimmer:	0-100%	Protection rate:	IP65
Strobe freq.:	0-20Hz		
Pod movement:	+/- 20° stepless		
Beam Angle:	45°		
Field Angle:	84°		



Technical Information

Light Source	4 x 100W Dual-White COB, SMD RGB Led	Pod movement:	+/- 20° stepless
LED System:	4 x 100W Dual-White COB, SMD RGB Led	Beam Angle:	39°
Colour temperature:	2100-3200K	Field Angle:	78°
Output:	18500lm	Physical Dimensions:	400 x 400 x 215 mm included bracket
Refresh rate:	4.000 Hz	Weight:	11,2 Kg
Electrical Power Supply:	100~240VAC, 50/60Hz	Housing:	Metal
Power Consumption:	415W Max	Colour Power connectors:	Black powder coated Seetronic IP-65 power connector in/out
Control Mode:	Auto, Sound, Master/Slave, DMX512	DMX Connectors:	XLR 3pole In/Out
DMX channels:	1, 4, 13, 16 Channel Mode	Safety Operation temperature:	-5°~45°
Optical system Dimmer:	0-100%	Protection rate:	IP65
Strobe freq.:	0-20Hz		




LED Par 64 Aircraft DMX

30745 4° Beam Angle

Special features:

- 18x 4W WW LEDs
- Powercon in- & output
- Double Bracket



Technical Information

Control
On Board: LED Display
Options: DMX512, Auto, Manual

Electrical
Input Voltage: 100/240VAC, 50/60Hz
Power consumption: 85W @FO

Physical
Dimensions (LxWxH): 515 x 260 x 260 mm
Weight: 3,5 kg
IP Rating: IP-20
Housing: Metal
Connections: Powercon in/out + XLR 3 pole in/out



Razor Blade 12

44550 4° Beam Angle

Special features:

- 12x 5W Warm White High power LEDs / 4° Beam Angle
- 96x SMD5050 RGB LED
- DMX / Artnet / Klingnet
- Full Pixel control



Technical Information

Power Supply: 100 - 240 VAC
Power Consumption: 64 W
Weight: 2.95 kg
Dimensions LxWxH: 1000 x 74 x 158 (incl. bracket) mm
Connection Data: XLR 3&5p & RJ-45 in- & out
Housing: Black Metal / Black frost (Flame retardant Plastic)
Light Source: 12 x 5W Warm White / 96 RGB SMD LED
Beam Angle: 4°
Dimmer: 0-100%
Control Protocol: DMX512, Artnet, Klingnet, Master/Slave, Auto, Manual
Control Personality: 4, 9, 48, 300CH
Cooling: Convection
Ambient Temp.: -5 ~ +40 °C
Display: OLED
Connection Power: Pro Power in- & output

Sunstrip Active MKII

30714 Incl. lamps & Powercon-lead

Special features:

- Including Osram bulbs
- Lockable menu
- Invert function
- Programmable name in start screen



LED Sunstrip Lamp GU10

83120 Retrofit GU10 Bulb

Special features:

- Perfect simulation of Tungsten dimming curve
- Retrofit solution
- Approx. lifetime 25.000 hours
- High CRI (CRI>80)
- No UV



Sunstrip LED

30752 With Tungsten Simulation

Special features:

- Dimmer modes: Tungsten, Warm, Cool



Technical Information

Power Input: 230V 50Hz
 Power Consumption: 550W
 Current: 3,5A
 Fuse: 6,3A
 Light Source: 10 x 240V/50W GU10 (included)
 Control: 16 Built in Programs, Sound Active, Master/Slave, DMX
 DMX Channels: 1,2,5,10
 Control Display: 4 Digits LED
 Power Connector: Neutrik Powercon in- & output
 Data Connector: XLR In/Out (3 Pin)
 Dimensions: 1000 x 130 x 77 mm
 Weight: 5,3 Kg
 Accessories: Mounting/Floor brackets (included)

Technical Information

Output: 520 Lumen
 Beam Angle: 36°
 Light source: 10W Warm-on-Dim LED
 Input Voltage: 180-264V
 Power consumption: 11W
 Dimming: 2-100%
 Power factor: > 0,9
 Max power duty cycle: 60%
 Outer diameter: 49,6mm
 Inner diameter: 46,6mm
 Depth including pins: 55mm
 Depth excluding pins: 48mm
 Socket: GU10

Case for 12x Sunstrip Active

D7039 Flightcase



Multibracket for Sunstrip

30713 For horizontal, vertical or diagonal mounting



Technical Information

Power Input: 110-240V 50Hz
 Power Consumption: 120W
 Fuse: T2AL/250V
 Light Source: 10 x 14W (Warm / Cool Prolight Opto)
 Control: DMX, Manual, Auto, Master/Slave
 DMX Channels: 1,2,3,10, 20 Channel
 Control Display: OLED Display
 Power Connector: Pro Power in - & out
 Data Connector: XLR In/Out (3 & 5 Pin)
 Dimensions: 1000 x 140 x 77 mm
 Weight: 7 Kg
 Accessories: Mounting / Floor brackets (included)

Edison Dot E1

30747 DMX LED Dimmer E27

Special features:

- E27 Socket
- Lockable menu
- Power & DMX in- / output



Technical Information

Power input: 230 V, 50 Hz
 Power consumption: 50 W
 Fuse: T1A, 250V
 Light source: E27 LED lamps (not included)
 Control: Built-in programs, sound-controlled, DMX
 DMX channels: 1
 Control display: LCD
 Power connection: Seetronic power supply input and output
 Data connection: XLR in/out (3-pole)
 Dimensions: 185.3 x 161 x 166.5 mm
 Weight: 1.7 kg
 Accessories: Mounting bracket (included)



Edison Star E6

30748 DMX LED Dimmer E27

Special features:

- E27 Socket
- Lockable menu
- Power & DMX in- / output



Technical Information

Power input: 230 V, 50 Hz
 Power consumption: 130 W
 Fuse: T2A, 250V
 Light source: E27 LED lamps (not included)
 Control: Built-in programs, sound-controlled, DMX
 DMX channels: 6
 Control display: LCD
 Power connection: Seetronic power supply input and output
 Data connection: XLR in/out (3-pole)
 Dimensions: 274.2 x 265.2 x 146.5 mm
 Weight: 2.5 kg
 Accessories: Mounting bracket (included)



Edison Bar E6

30749 DMX LED Dimmer E27

Special features:

- E27 Socket
- Lockable menu
- Power & DMX in- / output



Technical Information

Power input: 230 V, 50 Hz
 Power consumption: 130 W
 Fuse: T2A, 250V
 Light source: E27 LED lamps (not included)
 Control: Built-in programs, sound-controlled, DMX
 DMX channels: 6
 Control display: LCD
 Power connection: Seetronic power supply input and output
 Data connection: XLR in/out (3-pole)
 Dimensions: 1044 x 160 x 130 mm
 Weight: 5.1 kg
 Accessories: Including mounting brackets



E27 Extensioncable

- 30790** 50cm
- 30791** 100cm
- 30792** 200cm
- 30793** 300cm



Solar FL-280

46200 Floodlight

Special features:

- High Lightoutput
- CRI >90
- Wide range of beamshapers
- Stand alone function
- CREE LED



Technical Information

Power Supply: 100 - 240 VAC
 Power Consumption: 280 W
 Power Factor: 0.95
 Weight: 7 kg
 Dimensions LxWxH: 468 x 261 x 266 mm
 Housing: Die-cast aluminium
 Housing Colour: Black powder coated
 Certification: CE
 Light Source: 14x 20W White LED
 Colour Temperature: 7500 K
 Beam Angle: 13 °
 CRI: 95
 DMX channels: 2, 3
 Lux @2m: 73579 Lux
 Lumen: 18000 lm
 Cooling: Fan, Temperature controlled
 Connection Power: Pro Power in- & output
 Connection DMX: XLR 3/5p In/Out



Barndoor for FL-280

46210 Floodlight accessory



Diffusor for Solar FL-280

46211 90°
46212 30°
46213 30° x 60°



Solar FL-550

46250 Floodlight

Special features:

- High lightoutput
- CRI >90
- Wide range of beamshapers available
- Stand alone function
- CREE LED



Technical Information

Power Supply: 100 - 240 VAC
 Power Consumption: 550 W
 Power Factor: 98
 Weight: 11.5 kg
 Dimensions LxWxH: 500 x 318 x 304 mm
 Housing: Die-cast aluminium
 Housing Colour: Black powder coated
 Certification: CE
 Light Source: 24x 20W White LED
 Colour Temperature: 7400 K
 Beam Angle: 13,4 °
 Field Angle: 21,4
 CRI: 92
 DMX channels: 1, 2, 4
 Lux @2m: 160182 Lux
 Lumen: 38900 lm
 Cooling: Fan, Temperature controlled
 Connection Power: Pro Power in- & output
 Connection DMX: XLR 3/5p In/Out




Showtec Theatre Lights

Essential stage solutions for theatre and TV

For theatre and TV-applications, the requirements are different than for outdoor live events. The main differences are that the lighting fixtures need to be quiet, the quality of the light must meet the highest standards and, especially for TV, there must be no interference from flickering.

Showtec offers various ranges which are very well equipped for these special circumstances. Like the Performer units, from the Profiles to the 1500 and 2500 in Q6, Tungsten or Daylight version or the Performer Pendant Q6 to the Fresnel Mini.

The Showtec Performer luminaires are very well equipped to operate in theatres, around stages and during tv-performances.



Performer Fresnel Mini

33053 30W, 3100K, DDT

Special features:

- Classic Compact Fresnel design
- High efficiency 30W LED source
- Fanless convection cooling
- Direct triac dimming technology (DDT)



Performer Fresnel Mini

33054 30W, 3100K, Dmx Control

Special features:

- Classic Compact Fresnel design
- High efficiency 30W LED source
- Fanless convection cooling
- DMX / RDM control



Performer Fresnel Mini

33055 30W, 3100K, Battery Powered

Special features:

- Classic Compact Fresnel design
- High efficiency 30W LED source
- Fanless convection cooling
- Battery operated manual dimmer



Technical Information

Lightsource:		Physical:	
Source:	1x 30W LED	Dimensions:	275 x 175 x 188 mm
Colour Temperature:	3100K	Weight:	2.0 Kg
Colour Rendering:	>92Ra	Housing:	Extruded Aluminium
Lux@1m:	13500 (12°)	Colour:	Black
Lux@1m:	3000 (40°)	Fixture connection:	Power In
		Barndoor:	Optional (33056)
		Cooling:	Air convection
Electrical:		Certification and Safety:	
Input voltage:	210-240VAC, 50/60Hz	Certification:	CE
Power consumption:	23W	IP Rating:	IP20
		Operation Temperature:	0°C ~40°C
Control:			
On-board:	non		
Control protocol:	direct triac		
Optical System:			
Dimmer:	5-100%		
Manual Zoom:	12°-40°		

Technical Information

Lightsource:		Physical:	
Source:	1x 30W LED	Dimensions:	275 x 175 x 188 mm
Colour Temperature:	3100K	Weight:	2.1 Kg
Colour Rendering:	>92Ra	Housing:	Extruded Aluminium
Lux@1m:	16500 (12°)	Colour:	Black
Lux@1m:	4500 (35°)	Fixture connection:	Power In, XLR 3-pin in-and output
		Barndoor:	Optional (33056)
		Cooling:	Air convection
Electrical:		Certification and Safety:	
Input voltage:	210-240VAC, 50/60Hz	Certification:	CE
Power consumption:	22W	IP Rating:	IP20
		Operation Temperature:	0°C ~40°C
Control:			
On-board:	Dimmer 0-100%		
Control protocol:	DMX / RDM		
Dim resolution:	16bit		
DMX Personality:	1ch		
Optical System:			
Dimmer:	0-100%		
Manual Zoom:	12°-40°		

PLEASE NOTE THAT AN ADDITIONAL (AND OPTIONAL) RDM TESTER IS NEEDED TO SET THE DMX ADDRESS. WE RECOMMEND OUR RDM TOUCH (50409) OR RDM COMMANDER (50550)



Barndoor for Performer Fresnel Mini
33056 Theatre Lights Accessory



Technical Information

Lightsource:		Battery life time:	6h@full
Source:	1x 30W LED	Charging Cycle:	7h
Colour Temperature:	3100K	Optical System:	
Colour Rendering:	>92Ra	Dimmer:	0-100%
Lux@1m:	14100 (12°)	Manual Zoom:	12°-40°
Lux@1m:	4250 (35°)		
Electrical:		Physical:	
Charger voltage:	100-240VAC, 50/60Hz	Dimensions:	275 x 175 x 188 mm
DC input voltage:	51VDC, 1A	Weight:	2.5 Kg
Power consumption:	40W	Housing:	Extruded Aluminium
		Colour:	Black
Control:		Fixture connection:	DC charger input
On-board:	Switch + Dimmer	Barndoor:	Optional (33056)
	5-100%	Cooling:	Air convection
Battery:		Certification and Safety:	
Type:	Lithium Ion	Certification:	CE
Voltage:	44,2V	IP Rating:	IP20
Storage:	2,6Ah	Operation Temperature:	0°C ~40°C

Performer 1500 Fresnel

33130 Q6

Special features:

- CCT 1800k - 8000k
- 16 preset colours
- Manual zoom 10° - 50°
- 6 colour LED Engine (RGBALC)



Performer 1500 Fresnel

33131 Tungsten

Special features:

- CCT 2700K - 4500K
- Manual zoom 10° - 50°
- CRI >95



Performer 1500 Fresnel

33132 Daylight

Special features:

- CCT 4000K - 6500K
- Manual zoom 10° - 50°
- CRI >95



Technical Information

Power Supply: 100 - 240 VAC
 Power Consumption: 120 W
 Power Factor: 0.9
 Weight: 5.3 kg
 Dimensions LxWxH: 375 x 322 x 370 mm
 Housing: Die-cast aluminium
 Certification: CE
 Light Source: 100W RGBALC LED Module
 Beam Angle: 10 - 50 °
 Field Angle: 18 - 75
 CRI: 90
 Refresh Rate: >1000 Hz
 DMX channels: 3, 6, 7, 9, 10, 13, 20
 Dimmer: 0-100 %
 Strobe: 0-25 Hz
 Zoom: Manual
 Lux @2m: 12195 Lux
 Lumen: 3111 lm
 Control Mode: DMX 512, RDM
 Cooling: Forced Convection

Ambient Temp.: 0 ~ +40 °C
 Power Max.: 100 W
 Display: On board control, Custom Mode, Dimming
 Connection Power: Seetronic True1
 Connection DMX: XLR 5p In/Out
 Colour Temp. Range: 1800 - 8000 K



Technical Information

Power Supply: 100 - 240 VAC
 Power Consumption: 120 W
 Power Factor: 0.9
 Weight: 5.3 kg
 Dimensions LxWxH: 375 x 322 x 370 mm
 Housing: Die-cast aluminium
 Certification: CE
 Light Source: 100W LED Module
 Beam Angle: 10 - 50 °
 Field Angle: 18 - 75
 CRI: 95
 Refresh Rate: >1000 Hz
 DMX channels: 1, 2, 3, 6, 8
 Dimmer: 0-100 %
 Strobe: 0-25 Hz
 Zoom: Manual
 Lux @2m: 22163 Lux
 Lumen: 4781 lm
 Control Mode: DMX 512, RDM
 Cooling: Forced Convection
 Ambient Temp.: 0 ~ +40 °C

Power Max.: 120 W
 Display: On board control, Custom mode, Dimming
 Connection Power: Seetronic True1
 Connection DMX: XLR 5p In/Out
 Colour Temp. Range: 2700 - 4500 K



Barndoor for Performer 1500 Fresnel
33160 Theatre Lights Accessories



Technical Information

Power Supply: 100 - 240 VAC
 Power Consumption: 120 W
 Weight: 5.3 kg
 Dimensions LxWxH: 375 x 322 x 370 mm
 Housing: Die-cast aluminium
 Certification: CE
 Light Source: 100W LED Module
 Beam Angle: 10 - 50 °
 Field Angle: 18 - 75
 CRI: 95
 Refresh Rate: >1000 Hz
 DMX channels: 1, 2, 3, 6, 8
 Dimmer: 0-100 %
 Strobe: 0-25 Hz
 Zoom: Manual
 Lux @2m: 23244 Lux
 Lumen: 5016 lm
 Control Mode: DMX 512, RDM
 Cooling: Forced Convection
 Ambient Temp.: 0 ~ +40 °C
 Power Max.: 120 W

Display: On board control, Custom mode, Dimming
 Connection Power: Seetronic True1
 Connection DMX: XLR 5p In/Out
 Colour Temp. Range: 4000 - 6500 K



Performer 2500 Fresnel

33140 Q6

Special features:

- CCT 1800K - 8000K
- Manual zoom 10° - 60°
- 16 preset colours
- 6 colour LED engine (RGBALC)



Performer 2500 Fresnel

33141 Tungsten

Special features:

- CCT 2700K - 4500K
- Manual zoom 10° - 60°
- CRI >95




Performer 2500 Fresnel

33142 Daylight

Special features:

- CCT 4000K - 6500K
- Manual zoom 10° - 60°
- CRI >95



Technical Information

Power Supply: 100 - 240 VAC
 Power Consumption: 250 W
 Power Factor: 0.95
 Weight: 10 kg
 Dimensions LxWxH: 470 x 380 x 450 mm
 Housing: die-cast aluminium
 Certification: CE
 Light Source: 250W RGBALC Module
 Beam Angle: 10 - 60°
 Field Angle: 18 - 88
 CRI: 90
 Refresh Rate: >1000 Hz
 DMX channels: 3, 6, 7, 9, 10, 13, 20
 Dimmer: 0-100 %
 Strobe: 0-25 Hz
 Zoom: Manual
 Lux @2m: 26812 Lux
 Lumen: 7661 lm
 Cooling: Forced Convection
 Ambient Temp.: 0 ~ +40 °C
 Power Max.: 270 W

Display: On board control, Custom mode, Dimmer
 Connection Power: Seetronic True1
 Connection DMX: XLR 5p In/Out
 Colour Temp. Range: 1800 - 8000 K



Technical Information

Power Supply: 100 - 240 VAC
 Power Consumption: 265 W
 Power Factor: 0.95
 Weight: 8.8 kg
 Dimensions LxWxH: 470 x 380 x 450 mm
 Housing: Die-cast aluminium
 Certification: CE
 Light Source: 250W LED Module
 Beam Angle: 10 - 60°
 Field Angle: 18 - 88
 CRI: 95
 Refresh Rate: >1000 Hz
 DMX channels: 1, 2, 3, 6, 8
 Dimmer: 0-100 %
 Strobe: 0-25 Hz
 Zoom: Manual
 Lux @2m: 35219 Lux
 Lumen: 6959 lm
 Control Mode: DMX 512, RDM
 Cooling: Forced Convection
 Ambient Temp.: 0 ~ +40 °C

Power Max.: 280 W
 Display: On board control, Custom Mode, Dimmer
 Connection Power: Seetronic True1
 Connection DMX: XLR 5p In/Out
 Colour Temp. Range: 2700 - 4500 K



Barndoor for Performer 2500 Fresnel

33161 Theatre Lights Accessories



Technical Information

Power Supply: 100 - 240 VAC
 Power Consumption: 250 W
 Power Factor: 0.9
 Weight: 8.8 kg
 Dimensions LxWxH: 470 x 380 x 450 mm
 Housing: Die-cast aluminium
 Certification: CE
 Light Source: 250W LED Module
 Beam Angle: 10 - 60°
 Field Angle: 18 - 88
 CRI: 95
 Refresh Rate: >1000 Hz
 DMX channels: 1, 2, 3, 6, 8
 Dimmer: 0-100 %
 Strobe: 0-25 Hz
 Zoom: Manual
 Lux @2m: 42563 Lux
 Lumen: 8410 lm
 Control Mode: DMX 512, RDM
 Cooling: Forced Convection
 Ambient Temp.: 0 ~ +40 °C

Power Max.: 250 W
 Display: On board control, Custom mode, dimmer
 Connection Power: Seetronic True1
 Connection DMX: XLR 5p In/Out
 Colour Temp. Range: 4000 - 6500 K



Performer Profile 600 LED MKIII

33065 Body only

Special features:

- 750W tungsten replacement
- 260W 3200K COB LED
- 3 & 5 pole DMX control
- Compatible with industry standard lenses



Performer Profile 600 DDT

33063 Body only

Special features:

- COB LED Lightsource
- 3 & 5 pole DMX control
- Colourtemperature 3100K
- Dimmable by traditional dimming pack



Zoom Lens for Performer Profile

33070 15-30°



Zoom Lens for Performer Profile

33071 25-50°



Lens for Performer Profile

33074 50°

33072 19°

33075 26°

33073 36°



Iris for Performer Serie

33076 Theatre Lights Accessory



Glass Gobo Holder for Performer Profile serie

33079 Glass Gobo

Metal Gobo Holder for Performer Profile serie

33078 Metal Gobo

Soft Edge Gobo Holder for Performer Profile serie

33077 Soft Edge



Performer Profile 650 Q5

33064 Body only

Special features:

- 5-in-1 RGBAL 16 Bit Colourmix
- 3 & 5 pole DMX control
- 16 bit dimming
- RDM



Technical Information

Light source
LED quantity: 1x 260W COB
Refresh rate: 1200Hz
Max. Flux: 10665 Lumen
Peak Intensity: 182532 cd
Colour rendering: >90Ra
Colour temperature: 3200K

Electrical
Input voltage: 100-240VAC, 50/60Hz
Max. Power: 250W

Control
On board: Dimmer: 0-100%
Dim curve: Dimm4 technology, 4 presets

Physical
Dimensions: 485 x 305 x 460 mm
Weight: 8,2 Kg
Housing: Die-cast aluminium
Colour: Black
Fixture connection: DMX In/Out, Power In/Out
Cooling: Forced - Air convection - Silent Fan

Technical Information

Light source:
LED quantity: 1x 250W
Refresh rate: 1200Hz
Max. Flux: 6522 Lumen
Peak Intensity: 71900 cd
Color rendering: >90Ra
Color temperature: 3200K

Electrical:
Input voltage: 100-240VAC, 50/60Hz
Max. Power: 270W

Control:
On board: Dimmer: 0-100%
Dim curve: Dimm4 technology, 4 presets

Dim resolution: 16bit
Control Protocol: DMX-512, Direct Triac
DMX Personality: 1, 2, 3

Physical:
Dimensions: 720 x 380 x 340 mm
Weight: 9,6 Kg
Housing: Die-cast aluminium
Color: Black
Fixture connection: DMX In/Out, Power In/Out
Cooling: Forced - Air convection - Silent Fan

Technical Information

Lightsource
LED System: 1x 240W LED Array 5-in-1
Drive current: 1.5A
Refresh rate: 600Hz to 25kHz
Output: 60800 Lux @ 1m (26° lens)

Electrical
Input voltage: 100-240VAC, 50/60Hz
Power consumption: 300W@FO

Control
On-board: Dimmer
Control Protocol: DMX-512
DMX Personality: 7, 6, 8, 11, 17

Optical system
Dimmer: 0-100%

Dim curve: Dimm4 technology, 4 presets
Dim resolution: 16bit
Beam Angle: 5°-50° Depending on applied lens

Physical:
Dimension: 700 x 301 x 233 mm
Weight: 10.3Kg
Housing: Die Cast Aluminium
Colour: Black, powder coated
Power Connectors: Neutrik Powercon in-& output
Data Connectors: XLR 3 & pole in-& output
Cooling: Silent Fan

Performer Profile Mini

33090 3200K

Special features:

- 30W LED Light source
- Direct Local Dimming
- DMX / RDM
- Colour temperature 3200K

Performer Profile Mini

33091 5600K

Special features:

- 30W LED Light source
- Direct Local Dimming
- DMX / RDM
- Colour temperature 5600K



Technical Information

Light source
LED quantity: 30 W COB
Lux@1m: 15000 (19°)
Colour rendering: >90Ra
Colour temperature: 3200K

Electrical
Input voltage: 110~240VAC, 50/60Hz
Max. Power: 25W
Drive Current: 0,5A

Control
Dimmer: DMX, RDM
Beam angle: 19° > 36° fixed and zoom
Lens Tube: not included
Shutter: not included
Gobo holder: not included
Gobo size: 38 mm
Image size: 26 mm

Physical
Dimensions: 345 x 130 x 231 mm
Weight: 1,3 kg
Housing: Die-cast aluminium
Colour: Black
Mount Features: Portable/Track-mount
Cooling: Forced - Air convection

PLEASE NOTE THAT AN ADDITIONAL (AND OPTIONAL) RDM TESTER IS NEEDED TO SET THE DMX ADDRESS. WE RECOMMEND OUR RDM TOUCH (50409) OR RDM COMMANDER (50550)



Technical Information

Light source
LED quantity: 30 W COB
Lux@1m: 16000 (19°)
Colour rendering: >90Ra
Colour temperature: 5600K

Electrical
Input voltage: 110~240VAC, 50/60Hz
Max. Power: 25W
Drive Current: 0,5A

Control
Dimmer: DMX (3Pin), RDM
Beam angle: 19° > 36° fixed and zoom
Lens Tube: not included
Shutter: not included
Gobo holder: not included
Gobo size: 38 mm
Image size: 26 mm

Physical
Dimensions: 345 x 130 x 231 mm
Weight: 1,3 kg
Housing: Die-cast aluminium
Colour: Black
Mount Features: Portable/Track-mount
Cooling: Forced - Air convection

PLEASE NOTE THAT AN ADDITIONAL (AND OPTIONAL) RDM TESTER IS NEEDED TO SET THE DMX ADDRESS. WE RECOMMEND OUR RDM TOUCH (50409) OR RDM COMMANDER (50550)



Shutter barrel for Performer Profile Mini
33088 Theatre Lights Accessories



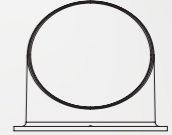
Zoom Lens for Mini Profile
33087 Theatre Lights Accessories



Lens for Performer Profile Mini
33084 36°
33082 19°
33083 26°



Glare Shield for Performer Profile Mini
33085 Theatre Lights Accessories



Gobo holder for Performer Profile Mini
33086 27mm



Performer Profile IP 3200K

33110 IP-65 rated Profile spot

Special features:

- CRI > 90Ra
- Motorized Focus
- Manual framing system
- 15°-30° Electronic zoom system



Performer Profile IP Q4

33111 IP-65 rated Profile spot

Special features:

- Motorized Focus
- 15°-30° Electronic zoom system
- Manual framing system
- Rotating Gobo holder



Performer Pendant

33150 Q6

Special features:

- CCT 1800K - 8000K
- 16 Preset colours
- 6 colour LED engine (RGBALC)



Technical Information

Lightsource	1x 260W COB LED	Optical system	0-100%
LED System:	1.5A	Dimmer:	Dimm4 technology,
Drive current:	3200K	Dim curve:	4 presets
CCT:	600Hz to 25kHz	Dim resolution:	16bit
Refresh rate:	23600Lux @ 3m (15°)	Beam Angle:	15°-30°
Output:		Zoom:	electrical
		Focus:	electrical
		Gobo size:	M: 66mm / 49,5mm.
Electrical			
Input voltage:	100-240VAC, 50/60Hz		
Power consumption:	250W@FO		
Control			
On-board:	Dimmer		
Control Protocol:	Manual, DMX-512, RDM		
DMX Personality:	Simple, Mode 16Bit		

Technical Information

Lightsource	1x 250W LED Array	Optical system	0-100%
LED System:	RGBW	Dimmer:	Dimm4 technology,
Drive current:	1.2A	Dim curve:	4 presets
CCT:	2700-8000K	Dim resolution:	16bit
Refresh rate:	600Hz to 25kHz	Beam Angle:	15°-30°
Output:	9975Lux @ 3m (15°)	Zoom:	electrical
		Focus:	electrical
		Gobo size:	M: 66mm / 49,5mm.
Electrical			
Input voltage:	100-240VAC, 50/60Hz		
Power consumption:	300W@FO		
Control			
On-board:	Dimmer		
Control Protocol:	Manual, DMX-512, RDM		
DMX Personality:	HSIC, Simple, Colour 8Bit, Colour 16Bit		

50° Lens set for Performer Pendant

33155 Theatre Lights Accessories

18° Lens set for Performer Pendant

33156 Theatre Lights Accessories



Technical Information

Power Supply:	100 - 240 VAC	Cable Length:	3 m
Power Consumption:	150 W	Cooling:	Fan, Temp. controlled
Power Factor:	0.9	Ambient Temp.:	0 ~ +40 °C
Weight:	8.5 kg	Power Max.:	150 W
Dimensions LxWxH:	435 x 260 x 170 mm	Connection Power:	Bare cable end (no connector included)
Connection Data:	XLR 5 pole in/out		
Housing:	Extruded Aluminium		
Certification:	CE		
Light Source:	RGBALC LED Module		
Beam Angle:	30 °		
CRI:	92		
Refresh Rate:	>1000 Hz		
DMX channels:	7, 9, 13, 20		
Dimmer:	0-100% %		
Lux @2m:	4056 Lux		
Lumen:	5853 lm		
Control Mode:	DMX-512, RDM		



Showtec ACT Series

High-class entry-level luminaires

With the ACT series Showtec offers a range of compact entry-level luminaires with a high-class finish and high CRI levels.

Due to their size and output they are very well equipped for a wide range of applications and venues but also offer a lot of advantages for the rental business. The ACT series consists of 5 different models. It starts off with a 20WW and a 50WW Fresnel version which come complete with matching barndoors, followed by a 60 RGBW PC unit, a 50WW Profile spot and an Flood 80 RGBW. All except the 20WW version are controllable via 3p DMX, have easy to handle rotary knobs at the back for dimming and, with the RGBW versions for choosing the desired colour and have OLED-displays for adjusting the requested settings.

The ACT-units are virtually plug-and-play and based on the model, come complete with barndoor, filterframe, gobo holder, gobos and lens.



ACT Fresnel 20 WW

34010 Fresnel Theatre Spot

Special features:

- Compact Design
- High efficiency 20W COB LED source
- High CRI
- Manual Zoom
- Manual Dimmer



ACT Fresnel 50 WW

34011 Fresnel Theatre Spot

Special features:

- Compact Design
- High CRI
- Manual Zoom
- DMX controlled
- High efficiency 50W COB LED source



Technical Information

Power Supply:	100 - 240V VAC
Power Consumption:	21 W
Weight:	2.1 kg
Dimensions LxWxH:	L 333 x W 176 x H 246 mm
Housing:	Extruded Aluminium
Light Source:	20 W Warm White LED
Colour Temperature:	3200 K
Beam Angle:	8-55 °
CRI:	98
Dimmer:	0-100 %
Zoom:	Manual
Lux @2m:	2300 Lux
Control Mode:	Manual
Cooling:	Convection (no fans)
Ambient Temp.:	0 ~ +40 °C
Connection:	ProPower In



Technical Information

Power Supply:	100 - 240V VAC
Power Consumption:	57 W
Weight:	24 kg
Dimensions LxWxH:	L 245 x W 165 x H 239 mm
Housing:	Extruded Aluminium
Light Source:	50 W Warm White LED
Colour Temperature:	3200 K
Beam Angle:	10 - 58 °
CRI:	98
DMX channels:	1 - 2
Dimmer:	0-100 %
Zoom:	Manual
Lux @2m:	3430 Lux
Control Mode:	DMX, Manual
Ambient Temp.:	0 ~ +40 °C
Connection:	ProPower + 3 pole DMX In / Out



ACT Profile 50 WW (16-32 Zoom)

34030 Profile Theatre Spot

Special features:

- Compact Design
- DMX Controlled
- 50W Warm White LED source
- 5 Design Gobo's Included



Technical Information

Power Supply: 100 - 240V VAC
 Power Consumption: 57 W
 Weight: 2.6 kg
 Dimensions LxWxH: L 411 x W 170 x H 263 mm
 Connection Power In: ProPower In / Out
 Housing: Extruded Aluminium
 Light Source: 50 W Warm White LED
 Colour Temperature: 3200 K
 Beam Angle: 13 > 30 °
 CRI: 97
 DMX channels: 1-2
 Dimmer: 0-100% %
 Zoom: Manual
 Lux @2m: 5304 Lux
 Control Mode: DMX, Manual
 Ambient Temp.: 0 ~ +40 °C
 Connection: 3 Pole DMX In / Out



Season Gobo Set for Act Profile 50 (5 pieces)

34050 Theatre Lights Accessories



Barndoor for ACT Series

34051 Theatre Lights Accessory



ACT PC 60 RGBW

34020 PC Theatre Spot

Special features:

- RGBW LED Source
- Compact and Lightweight Design
- Motorized Zoom
- Optional Barndoor



Technical Information

Power Supply: AC 100~ 240V, 50/60Hz VAC
 Power Consumption: 70 W
 Power Factor: 91
 Weight: 2.4 kg
 Dimensions LxWxH: L 312.3 x W 160.6 x H 267.0 mm
 Housing: Extruded Aluminium
 Certification: CE
 Light Source: 60W Quad LED
 Beam Angle: 3.7 - 31.5 °
 DMX channels: 5, 7, 11
 Dimmer: 0-100 %
 Zoom: Motorized
 Lux @3m: 9410 Lux
 Control Mode: DMX, Manual
 Ambient Temp.: -10 ~ 40 °C
 Connection: ProPower + 3 pole DMX In / Out



ACT Flood 80 RGBW

34040 LED Theatre Flood

Special features:

- Compact Design
- DMX Controlled
- 80W RGBW LED source
- Pre-set colour & temperature control



Technical Information

Power Supply: 100 - 240V VAC
 Power Consumption: 85 W
 Weight: 5.5 kg
 Dimensions LxWxH: L 422 x W 285 x H 373 mm
 Housing: Extruded Aluminium
 Light Source: 80 W RGBW Quad
 Beam Angle: 90 - 105 °
 DMX channels: 4, 7, 11
 Dimmer: 0-100 %
 Lux @2m: 1540 Lux
 Control Mode: DMX, Manual
 Cooling: Fan
 Ambient Temp.: 0 ~ +40 °C
 Connection: Pro Power In / Out



StageBeam 300/500W

30530 Fresnel

30531 PC

The Showtec StageBeam 500W Fresnel is a compact theatre spot and is an ideal solution for smaller theatres or other venues. Don't let budget constraints affect the overall appearance and quality of your show! Not even 3.4kg in weight, the Stagebeam 500W is equipped with a 120mm Fresnell lens which projects a nice uniform beam. It offers a manual zoom from 10° up to 40° and has a gel frame holder as a standard utility. Barndoors are optional and available under order number 30540



Technical Information

Lamp socket: GY9,5
 Max Power: 500W
 Beam angle: 10° - 40°
 Zoom: Manual
 Cable: 80cm silicon cable with schuko plug
 Lens diameter: 120mm
 Dimensions: 365 x 230 x 180mm
 Dimensions gelframe: 167 x 167mm
 Weight: 3,38Kg
 Housing: powder coated aluminium and steel
 Cooling: Convection
 Protection rating: IP-20
 Operating temperature: -10°C - 60°C



Barndoor for StageBeam 350/500W
30540 Spots Accessories



The Showtec StageBeam 1000W Fresnel is the larger version of the Stagebeam 500W, so a compact theatre spot and an ideal solution for smaller theatres or other venues. Just weighing 4,8kg, the Stagebeam 1000W is equipped with a 140mm Fresnell lens which projects a strong uniform beam. It offers a manual zoom from 10° up to 40° and has a gel frame holder as a standard utility. Budget constraints no longer need to affect the overall appearance and quality of your show! Barndoors are optional and available under order number 30541

StageBeam 650/1000W

30532 Fresnel

30533 PC



Technical Information

Lamp socket: GX9,5
 Max Power: 1000W
 Beam angle: 10° - 40°
 Zoom: Manual
 Cable: 80cm silicon cable with schuko plug
 Lens diameter: 140mm
 Dimensions: 390 x 250 x 200mm
 Dimensions gelframe: 195 x 195mm
 Weight: 4,28Kg
 Housing: powder coated aluminium and steel
 Cooling: Convection
 Protection rating: IP-20
 Operating temperature: -10°C - 60°C



Barndoor for StageBeam 650/1000W
30541 Spots Accessories



Followspot LED 75W

30628 Followspot

Special features:

- 75W Cool white LED
- DMX and Manual control
- Stand included
- 400Hz refreshrate



Followspot LED 120W

40120 incl. Stand

Special features:

- 120W Cool white LED
- Built in CTC Colours
- 0 – 100% natural dimmer
- Including stand



Technical Information

Output
Lumen: 1600+
Lux@1m: 25000+
Efficiency: 21 lm/W
LED Quantity: 1x CW (75W)
Driver current: 18A
Refreshrate: 400 Hz
Dimmer: 0-100%
Strobe: 0-20Hz
Colors: 7 + white
Iris: 2-100% manual
Beam Angle: 16° - 22°

Control
On Board: Display for easy Set Up
Options: DMX512, Manual
DMX personality: 3 Channel

Electrical
Input Voltage: 100-240VAC...50/60Hz
Power consumption: 121W max @FO

Stand specification
Height: 1110-1440mm
Tube Diameter: 35mm
Weight: 3,3Kg

Physical
Dimensions (LxWxH): 630 x 340 x 300 mm
Weight: 5,9 Kg
Weight Tripod: 3,4 Kg
IP Rating: IP-20
Housing: Steel, powder coat finish
Connections: IEC + Neutrik XLR 3 pole
Cooling: Forced Cooling (Fan)



Case for Followspot 120W
07059 Flightcase

Technical Information

Output
Lumen: 4000+
Lux@3m: 27500 (8°)
LED Quantity: 1x CW (120W, 10000K)
Refreshrate: 4000 Hz
Dimmer: 0-100%
Strobe: 0-20Hz
Colours: 4 + open
Iris: 2-100% manual
Beam Angle: 8° - 15°

Control
On Board: 3 faders: Dimmer, Iris, Shutter
Options: Manual

Electrical
Input Voltage: 100-240VAC, 50/60Hz
Power consumption: 185W max @FO

Physical
Dimensions (LxWxH): 550 x 250 x 230 mm
Weight: 10,2 Kg
Weight Tripod: 5,9 Kg
IP Rating: IP-20
Housing: Steel, powder coat finish
Connections: Power Pro Connector Blue
Cooling: Forced Cooling (Fan)



Showtec Light Effects

When retro becomes contemporary

Adding an extra sparkle to your event or your club is a lot easier than you think. Showtec has a wide range of light effects at your disposal to create that special effect or that retro feeling you've been looking for.

With legendary units like the Showtec Small Mushroom, the Galaxy 360 or the all-time classic the Double Derby you will have the perfect tools to turn any event into a long lasting memory.

If you add to this the mirrorball-like RGBW-based Colourburst or the 3-in-1 Airwolf light effect which takes the old Helicopter to a new level you just can't go wrong.





DreamWave

43166 LED Effect light

Special features:

- Colour & LED Control
- Stunning built-in light shows
- DMX Control
- Wide beam-angle



Technical Information

General:
 Power input: 100-240V – 50/60Hz
 Power consumption: 70W
 Control: DMX, Master/Slave, Sound Active
 DMX Channels: 10, 34
 Control display: 4 digits LED
 Power connections: IEC Input
 Data connector: 3 pole XLR (in/out)
 Dimensions: 246 x 185 x 246
 Weight: 3,5kg

LED Beams:
 Colours: RGBW
 Power: 6x 15W
 System: 4-in-1
 Beam angle: 34° – 90°



DreamMoon

43167 LED Effect light

Special features:

- Wide Beam angle
- Excellent built-in light shows
- DMX Control
- Multipurpose effect



Technical Information

General:
 Powerinput: 100-240V – 50/60Hz
 Power consumption: 68W
 Control: Auto, DMX, Master/Slave, Sound Active
 DMX Channels: 5, 9
 Control display: 4 digits LED
 Power connections: IEC Input
 Data connector: 3 pole XLR (in/out)
 Dimensions: 271 x 200 x 292mm
 Weight: 3,6kg

LED Beams:
 Colours: RGBW
 Power: 1x 60W
 System: 4-in-1




Dataflower

43168 LED Effect light

Special features:

- 100W High Power LED
- Dynamic Sound to Light Control
- DMX Control
- Superb Aerial Effects



Technical Information

Power Supply: 100 - 240 VAC
 Power Consumption: 117 W
 Weight: 4 kg
 Dimensions LxWxH: 308 x 265 x 202 mm
 Connection Data: 3 Pole XLR in- & out
 Certification: CE
 Light Source: 100W LED
 Colour Temperature: 7400 K
 Beam Angle: 40 °
 DMX channels: 2, 5, 7
 Dimmer: 0-100 %
 Strobe: 0 - 20 Hz
 Control Protocol: DMX512
 Ambient Temp.: 0 ~ +40 °C
 Connection Power: IEC in- & output
 Colour Wheel 1: 9 dichroic-filters + white
 Gobo Wheel 1: 11 gobos + open



Magician

43161 Effect light

Special features:

- Multi functional Light and Laser FX
- iR remote and DMX control
- RGB-UV LED
- Strobe FX



Technical Information

General
 Power input: 100-240VAC, 50/60 Hz
 Power consumption: 90W
 Control: Auto, Sound, Master/Slave, Static, DMX
 DMX Channels: 3,5,11,28
 Control Display: 4 Digits LED
 Power Connection: IEC in- & output
 Data Connector: 3 pole XLR (In/Out)
 Dimensions: 350 x 320 x 185mm (incl brackets)
 Weight: 3,2Kg
 Accessories: 2 Keys, Interlock test connector, IR Remote

Wash LED effect
 Colours: RGB-UV
 Power: 9x4W

Beam LED effect
 Colours: 8xR, 6xG, 6xB, 8xA

Laser effect
 Laser Colour: Red, Green
 Laser Power: 130mW (100mW 650nm Red, 30mW 532nm Green)
 Laser Class: 3B
 Safety Features: Key switch, Interlock, Safety eye
 Laser Safety: EN/IEC 60825-1: 2007

Strobe effect
 LED: 12x 0.5W White 5730 LED
 Current: 300mA

Dynamica

43162 Effect light

Special features:

- 4-in-1 light effect
- Dual RG Laser Grating effects
- RGBWA LED Pattern beams
- Dual Strobe arrays
- Dual UV Wash effect



Technical Information

General
 Power input: 100-240V 50/60z
 Power consumption: 40W
 Control: Auto, Sound, Master/Slave, DMX
 DMX Channels: 2,5,8,10
 Control Display: 4 Digits LED
 Power Connection: IEC in- & output
 Data Connector: 3 pole XLR (In/Out)
 Dimensions: 770 x 173 x 195 (incl bracket)
 Weight: 5,5kg
 Accessories: 2 Keys, Interlock test connector, IR Remote

Laser
 Colours: 2xRed, 2xGreen
 Power: 260mW (2x 100mW 650nm Red, 2x 30mW 532nm Green)
 Class: 2M
 Safety Features: Key switch, Interlock, Safety eye
 Laser Safety: EN/IEC 60825-1: 2007

Strobe
 LED: 18x 0,5W Cool white

UV
 LED: 2x 3W

LED Beams
 Colours: RGBWA
 Power: 192 x 120mW
 System: Matrix Pattern




Colorburst

43163 Effect light

Special features:

- Powerful mirrorball simulation
- RG Laser Grating effects
- RGBW Colour control over 3 sections
- IR Remote included



Technical Information

Power input: 100-240V 50/60z
Power consumption: 63W
Control: Auto, Sound, Master/Slave, DMX
DMX Channels: 3,10,22
Control Display: 4 Digits LED
Coverage angle: 360°
Rotating speed: 2 – 19 RPM
Power Connection: IEC in- & output
Data Connector: 3 pole XLR (In/Out)
Ball Diameter: 320mm
Base Dimensions: 255 x 168 x 90
Weight: 3,8kg
Accessories: 2 Keys, Interlock test connector

LED Beams
 Colours: RGBW
 Power: 5x 8W
 Sections: 3
Laser
 Colours: Red, Green
 Power: 135mW (100mW 650nm Red, 35mW 532nm Green)
 Class: 2M
 Safety Features: Key switch, Interlock, Safety eye
 Laser Safety: EN/IEC 60825-1: 2007




Airwolf

43164 Effect light

Special features:

- Continues Rotation
- Including IR Remote
- RG Pattern Laser effects
- Manual adjustable RGBW beam heads



Technical Information

Power input: 100-240V 50/60z
 Power consumption: 52W (Full output)
 Control: Auto, Sound, Master/Slave, DMX 512
 DMX Channels: 3,16
 Control Display: 4 Digits LED
 Coverage angle: 360°
 Rotating speed: 2 – 19 RPM
 Power Connection: IEC
 Data Connector: 3 pole XLR (In/Out)
 Dimensions: 390 x 390 x 230 mm
 Weight: 4,0 Kg

LED Beams
 Colours: RGBW
 Power: 6 x 8W
 Strobe rate: 1 to 20 Hz

Laser
 Colours: Red, Green
 Power: 130mW (100mW 650nm Red, 30mW 532nm Green)
 Class: 3R

Strobe: 24 x 0,5W LED's (white)
 Strobe rate: 1 to 20 Hz



Energetic

43165 Effect light

Special features:

- 16x SMD LED Strobe
- IR Remote Included
- RG Pattern Laser effects
- Sharp RGBW Beams



Technical Information

Power input: 100-240VAC, 50/60 Hz
 Power consumption: 30W
 Control: Auto, Sound, Master/Slave, DMX 512
 DMX Channels: 2, 9
 Control Display: 4 Digits LED
 Power Connection: IEC in- & output
 Data Connector: 3 pole XLR (In/Out)
 Dimensions: 260 x 190 x 188 mm
 Weight: 1,8 Kg

LED Beams
 Colours: RGBW
 Power: 3W Red LED, 3W Green LED, 3W Blue LED, 3W White
 LED
 Strobe rate: 0-20 Hz

Laser
 Colours: Red, Green
 Power: 130mW (100mW 650nm Red, 30mW 532nm Green)
 Class: 3R

Strobe: 16 x 0,5W LEDs (white)
 Power:
 Strobe rate: 0-20 Hz




Dominator

43153 3-in-1 Light effect

Special features:

- LED, Laser & Strobe Effect
- 200mW RG Laser
- RGBWA Colours
- 8 Power strobe LEDs



Technical Information

General	100-240VAC, 50/60 Hz	Laser effect	
Power input:	66W	Laser Colour:	Red, Green
Power consumption:	Auto, Sound, Master/Slave, DMX	Laser Power:	200mW (150mW 650nm Red, 50mW
Control:	9	Laser Class:	3B
DMX Channels:	4 Digits LED	Safety Features:	Key switch, Interlock, Safety eye
Control Display:	IEC in- & output	Laser Safety:	EN/IEC 60825-1: 2007
Power Connection:	3 pole XLR (In/Out)		
Data Connector:	307 x 200 x 312mm (incl brackets)	Strobe effect	
Dimensions:	3,95 Kg	LED:	8x 1W White
Weight:	2 Keys, Interlock test connector	Current:	300mA
Accessories:			
LED effect			
Colours:	RGBWA		
Power:	5x3W		
Current:	350mA each		




Techno Derby

43156 2-in-1 Light Effect

Special features:

- LED & Strobe Effect
- Bright Colourful beams
- RGBW Colours
- 16 Power strobe LEDs



Technical Information

General	AC 100-240V 50/60z
Power input:	28W
Power consumption:	Auto, Sound, Master/Slave, DMX
Control:	1,4
DMX Channels:	4 Digits LED
Control Display:	IEC in- & output
Power Connection:	3 pole XLR (In/Out)
Data Connector:	190 x 258 x 182mm (excl brackets)
Dimensions:	2 kg
Weight:	
LED effect	
Colours:	RGBW
Power:	4x3W
Current:	300mA each
Strobe effect	
LED:	16x0.5W White
Current:	300mA



X-Terminator

43157 3-in-1 Light Effect

Special features:

- Moonflower, Laser & Strobe Effect
- 130mW RG Laser
- RGBWA Colours
- 12 strobe LEDs



Technical Information

Power input:	100–240VAC, 50/60 Hz
Power consumption:	36W
Control:	Auto, Sound, Master/Slave, DMX, IR-remote
DMX Channels:	2, 11
Control Display:	4 Digits LED
Power Connection:	IEC in- & output
Data Connector:	3 pole XLR (In/Out)
Dimensions:	290 x 196 x 98mm (excl brackets)
Weight:	2,4 Kg
Incl. accessories:	2 Keys, Interlock test connector, IR-remote

LED effect	
Colours:	R,G,B & B,W,A
Power:	6x3W
Current:	300mA

Laser effect	
Laser Colour:	Red, Green
Laser Power:	130mW (100mW 650nm Red, 30mW 532nm Green)



Laser Class:	3B
Safety Features:	Key switch, Interlock, Safety eye
Laser Safety:	EN/IEC 60825-1: 2007

Strobe effect	
LED:	12x 0,5W White
Strobe:	0-30Hz

Dynamic LED

43056 LED Effect light

Special features:

- 42 LED matrix patterns
- 4-in-1 Light effect
- RGBWA Colours
- Wide beam angle



Technical Information

Power supply:	AC
90-250V/50-60Hz	
Power consumption:	20W
LED power:	45W
LED quantity:	256
DMX channels:	2,3
Music mode:	YES
Dimensions:	990 x 210 x
170 mm (LxWxH)	
Weight:	4,5kg



Sunraise LED

43078 LED Effect light

Special features:

- MultiColour LED's
- DMX Control
- Sound to light function
- Very wide beam-spread



Technical Information

Output	1000 for each colour
Lumens:	475
Lux @2m:	20m
Max Distance:	
Light Source	5 x 3W LED (1 xRed, 1 x Green, 1x Blue, 1x White, 1x Yellow)
LED System:	790mA
Drive Current:	
Electrical	
Power Supply:	AC 100-240V 50/60 Hz
Power Consumption:	32W
Control	
Control Mode:	DMX
DMX channels:	4
Optical system	
Dimmer:	100%

Strobe:	0-12Hz
Rotating Speed:	8RPM
Physical	
Dimensions:	210 x 210 x 180 mm
Weight:	2,5kg
Housing:	Iron
Colour:	Black
Power Connectors:	IEC
Data Connectors:	XLR 3pole
Cooling:	Fan
Safety	
Operation temperature:	-20-40°C



Swing 4

43085 2-in-1 Light Effect

Special features:

- 2-in-1 Light effect
- 2 x 9 Watt 3-in-1 LEDs for Derby
- 64 LEDs for moonflower
- 6 DMX channels



Technical Information

Power Input:	100-230V 50/60 Hz
Power Consumption:	45W
Light Source:	2 x 9W 3-in-1 RGB LEDs Derby
	64 RGB LEDs for Moonflower
Control:	Auto, Sound, Master/Slave, DMX
DMX Channels:	6
Control setting:	Dipswitch
Power Connector:	IEC
Data Connector:	In/Out (XLR 3 Pin)
Dimensions:	250 x 250 x 260 mm
Weight:	3,6 kg



Cyclone 4

43087 Compact dynamic led effect

Special features:

- Intelligent Music Control
- 10W RGBW 4-in1 LED
- IEC In- and output
- Auto and sound programs selectable by DMX



Technical Information

Power Input: 100-240VAC, 50/60 Hz
 Power Consumption: 36W
 Light Source: 1 x 10W 4-in1 RGBW Chip
 Control: Auto, Sound, Custom, Master/Slave, DMX
 DMX Channels: 4
 Control Display: 4 Digits LED
 Power Connector: IEC In/Out
 Data Connector: In/Out (XLR 3 Pin)
 Dimensions: 270 x 248 x 200 mm (excl. bracket)
 Weight: 3,6 Kg



Disco Star

43088 LED Effect light

Special features:

- 3 x 3 Watt RGB 3-in1 LEDs
- 140° coverage
- No external moving parts
- Glow and beam effects due to transparent housing



Technical Information

Power Input: 100-230V 50/60 Hz
 Power Consumption: 20W
 Light Source: 3 x 3W RGB 3-in1
 Control: Auto, Sound, Custom, Master/Slave, DMX
 DMX Channels: 4
 Control: Dipswitch
 Power Connector: 1,6m cable, schuko
 Data Connector: In/Out (XLR 3 Pin)
 Dimensions: 180 x 180 x 165 mm
 Weight: 0,9 kg



Hydrogen DMX MKII

43151 LED Effect light

Special features:

- 20W LED Source
- Red, Green, Blue, Purple, Yellow and White
- 4 DMX channels
- Multi-voltage



Technical Information

Power Input: 100–240VAC, 50/60 Hz
 Power Consumption: 35W
 Light Source: 1 x 20W LED
 Beam angle: 25°
 Control: Auto, Custom, Master/Slave, DMX
 DMX Channels: 4
 Control Display: 4 Digits LED
 Power Connector: IEC In/Out
 Data Connector: In/Out (XLR 3 Pin)
 Dimensions: 267 x 231 x 122 mm (excl. bracket)
 Weight: 3,5 Kg
 Optional accessories: IEC couple cables, 90465, 90466, 90446

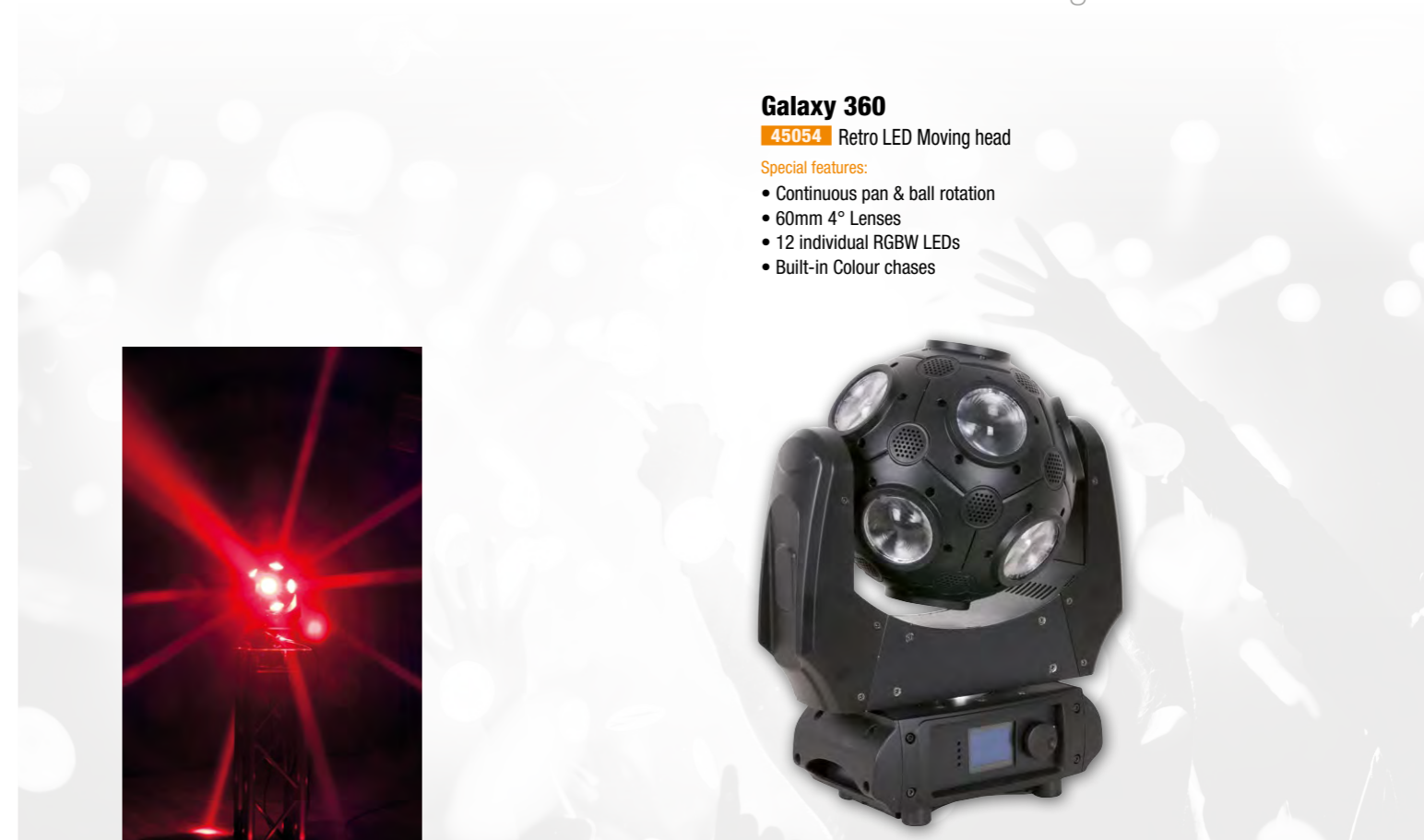


Galaxy 360

45054 Retro LED Moving head

Special features:

- Continuous pan & ball rotation
- 60mm 4° Lenses
- 12 individual RGBW LEDs
- Built-in Colour chases



Technical Information

Output
 Beam Angle: 4°
 Light Source: 12x 9W RGBW LED
 Electrical
 Input Voltage: 100-240 VAC
 Power consumption: 230W max. at full output
 Control
 On-Board: Display including gravity sensor
 Mode: DMX, Auto, Sound & Master/Slave
 Control Protocol: DMX512
 Control personality: 10, 18, 66 Channels
 Optical system
 Dimmer: 0-100%
 Dimmer curves: Linear, Square, I-Square, S curve
 Strobe: 0-20Hz


Movement
 Pan: 540° & Continuous
 Ball: 360° & Continuous
 Pan/Tilt resolution: 16 bit
 Physical
 Colour: Black
 Housing: Metal & Flame-retardant plastic
 Data Connections: XLR 3&5p Data in- & output
 Power Connections: Pro Power in- & output
 Dimensions (WxDxH): 335 x 150 x 400mm
 Weight: 7 kg
 Certification and Safety
 Certification: CE
 Max. ambient Temp.: 40°C

Airstrike

43158 5R Quad Beam Effect

Special features:

- High Light output
- DMX Control
- Compact size
- Razor-sharp beams



Technical Information

Power Supply:	90-250V.50/60Hz
Input voltage:	5A T250V
Fuse:	230W
Power Consumption:	5R
Lamp:	DMX512,Sound,Auto,Master/Slave
Control:	10 CH
DMX personality:	linear 0~100%.
Dimmer:	7 colours + white
Colour wheel:	14 metal gobos + white
Gobo wheel:	4pcs
Mirror:	1~5 Hz or pulse mode strobe
Strobe:	unlimited
Rotation angle:	60°
mirror angle:	352.5x231x298mm (LxWxH)
Dimensions:	10.9Kg
Net Weight:	




Small Mushroom LED Q6

43159 Effect light

Special features:

- Legendary Light FX
- 6-in-1 LED
- Adjustable Sound control
- Plug & Play



Technical Information

Light Source	2 x 12W LED (Red, Green, Blue, Cyan, Amber, White)
LED System:	700mA
Drive Current:	
Electrical	
Power Supply:	100~240VAC, 50/60 Hz
Power Consumption:	32W
Control	
Control Mode:	Sound Control
Physical	
Dimensions:	345 x 272 x 294 mm
Weight:	2.75Kg
Housing:	Iron
Colour:	Black
Power Connectors:	IEC
Cooling:	Forced Convection
Safety	
Operation temperature:	-20~40°C



Double3 Derby LED Q6

43160 Effect light

Special features:

- Legendary Light FX
- 6-in-1 LED
- Adjustable Sound control
- Plug & Play
- Easy IEC daisy chaining



Technical Information

Light Source		Housing:	Iron
LED System:	2 x 12W LED (Red, Green, Blue, Cyan, Amber, White) 700mA	Colour:	Black
		Power Connectors:	IEC
Drive Current:		Data Connectors:	none
		Cooling:	Fan
Electrical		Safety	
Power Supply:	100~240VAC, 50/60 Hz	Operation temperature:	-20~40°C
Power Consumption:	32W		
Control			
Control Mode:	Sound Control		
Physical			
Dimensions:	320 x 320 x 210 mm		
Weight:	3 Kg		



Showtec Bumper Series

The plug-and-play Showtec Bumper series bring the party to your home without the need of any technical settings or controllers. With the Bumper series you will have all the effects you'll need to create that real club feeling: the Waves, the Mushroom, the Flower and the Stars. They all include an IR remote to get in control to set the right ambiance for your gig.



Bumper Waves

30870 incl Ir Remote

Special features:

- 72 Razor sharp beams
- Plug and Play
- Including IR Remote
- RGB Colours



Technical Information

Power supply: AC 100-240V - 50/60 Hz
 Power consumption: 10 Watt
 LED system: 1W Red , 1W Green, 1W Blue
 Control: IR Remote
 Operation mode: Auto, Sound, Color
 Dimensions: 200 x 105 x 195 excl bracket
 Weight: 1,30Kg




Bumper Stars

30874 incl Ir Remote

Special features:

- 3x 1W LEDs
- Plug and Play
- Including IR Remote
- RGB Mirrorball effect



Technical Information

Power supply: 9V DC Adapter incl.
 Power consumption: 9 Watt
 LED system: 1W Red , 1W Green, 1W Blue
 Control: IR Remote
 Operation mode: Auto, Sound, Color
 Dimensions: Ø 80 x 95mm
 Weight: 0,3Kg




Bumper Mushroom

30871 incl Ir Remote

Special features:

- Compact effect, wide coverage
- Plug and Play
- Including IR Remote
- RGB Colours



Technical Information

Power supply: AC 100-240V - 50/60 Hz
 Power consumption: 12 Watt
 LED system: 1W Red , 1W Green, 1W Blue
 Control: IR Remote
 Operation mode: Auto, Sound, Colour
 Dimensions: 190 x 150 x 150mm
 Weight: 1,2Kg



Bumper Flower

30872 incl Ir Remote

Special features:

- 3x 1W LEDs
- Plug and Play
- Including IR Remote
- RGB Colours



Technical Information

Power supply: AC 100-240V - 50/60 Hz
 Power consumption: 12 Watt
 LED system: 1W Red , 1W Green, 1W Blue
 Control: IR Remote
 Operation mode: Auto, Sound, Colour
 Dimensions: 105 x 100 x 215mm
 Weight: 1Kg



Compact Power Lightset MKII

30268 incl. Bag, Footswitch and Stand

Special features:

- 4 high power LED spots with 7x 3-in-1 RGB LEDs
- T-Bar with built-in controller
- Footswitch included (30267)
- Stand included
- Carrying bag included



Technical Information

LEDs: per spot: 7x 3-in-1 RGB LEDs 3W
 Power supply: AC 100-240V/50-60Hz multivoltage
 Power cons.: 90 W
 Beam angle: 40°
 Control: By Footswitch (Auto run, Sound, Freeze, Black Out)
 DMX-512
 DMX, Auto running, Master/Slave, Sound
 7 modes: (2, 3, 4, 7, 8, 14, 15 Channel Mode)
 Stand height: 2,5 meter
 Weight: 16 kgv



Footswitch 30267 for Compact Lightset



Compact Power Lightset 4 RGBW

30277 RGBW

Special features:

- 4-in-1 RGBW LEDs
- T-Bar with built-in controller
- Stand included
- Carrying bag included



Technical Information

Light Source: 5x 4-in-1 RGBW LEDs 4W (per spot)
 LED system: 330mA
 Drive current: 7,8Khz
 Refresh rate:
 Electrical Power Supply: 100-240V AC
 Power Consumption: 90W
 Control Control Mode: DMX512, Sound, Stand-alone, Master/slave / Optional footswitch
 DMX channels: 4, 5, 6, 8, 10, 16, 19 Channel modes
 Optical system Dimmer: 0-100%
 Strobe: 0-20Hz
 Beam Angle: 25°

Physical Housing: Aluminium and Iron
 Colour: Black
 Power Connectors: IEC in and output
 Data Connectors: XLR 3pole in and output
 Cooling: Aluminium heat sink


Footswitch separately available, ordercode: 30267

Pinspot Bar 4

30295 RGBW

Special features:

- Independent control
- Super lightweight
- Including magnetic beamshapers
- Including 5M Pro-Power Cable



Technical Information

Power Supply:	100 - 240 VAC
Power Consumption:	90 W
Weight:	6.5 kg
Dimensions LxWxH:	800x155x260 mm
Connection Data:	XLR 3 & 5 pole
Housing:	Die-cast aluminium
Certification:	CE
Light Source:	20W
Beam Angle:	4.5 (20° by included diffusor) °
DMX channels:	4.5.6.8.10.16.19
Dimmer:	0-100 %
Strobe:	0 - 20 Hz
Control Protocol:	DMX512, Auto, Sound, Manual, Master-Slave
Cable Length:	5 m
Ambient Temp.:	0 ~ +40 °C
Diameter Tube:	28 mm
LED light Source:	RGBW
Connection Power:	Pro Power in- & output



Beamshaper for Pinspot Bar 4 RGBW & WW (1 piece)

30297 20°

Pinspot Bar 4

30296 WW

Special features:

- Independent control
- Super lightweight
- Including magnetic beamshapers
- Including 5M Pro-Power Cable



Technical Information

Power Supply:	100 - 240 VAC
Power Consumption:	75 W
Weight:	6.5 kg
Dimensions LxWxH:	800x155x260 mm
Connection Data:	XLR 3 & 5 pole
Housing:	Die-cast aluminium
Certification:	CE
Beam Angle:	4.5 (20° by included diffusor) °
DMX channels:	4.5.6.8
Dimmer:	0-100 %
Strobe:	0 - 20 Hz
Control Protocol:	DMX512, Auto, Sound, Manual, Master-Slave
Cable Length:	5 m
Ambient Temp.:	-10 ~ +45 °C
Led:	15W, 3000K
Diameter Tube:	28 mm
LED light Source:	White LED
Connection Power:	Pro Power in- & output



Lightset PRO 9/10 RGBM

30290 RGBM

Special features:

- Professional T-bar
- 4-in-1, 10 Watt RGBM LED's
- Compact sturdy spots
- Multiple optional Beam Shapers
- Including 5M Pro-Power Cable



Technical Information

Power Supply:	100-240 VAC
Power Consumption:	245 W
Weight:	12.6 kg
Dimensions LxWxH:	1300x140x350 mm
Connection Data:	XLR 3 & 5p in / out
Housing:	Aluminium High grade die cast
Certification:	CE
Beam Angle:	8° (20° and 40° by optional diffusors) °
Refresh Rate:	>1000 Hz
DMX channels:	4,5,6,8,10,16,19
Dimmer:	0-100% %
Strobe:	0-20 Hz
Control Protocol:	DMX512, Auto, Sound, Manual, Master-Slave
Cable Length:	5 m
Ambient Temp.:	-10 ~ +45 °C
Diameter Tube:	28 mm
LED light Source:	RGBM
Connection Power:	Pro Power in- & output

Beamshaper for Lightset Pro 9/10 RGBM

30291 20°

30292 40°



QFX

30276 Multi FX Compact Light Set

Special features:

- 4 FX on 1 Bar
- Incl. Wireless footcontroller & iR remote
- Incl. Tripod + bag & Transport case
- Effects interchangeable on bar
- 130mW RG Laser



Technical Information

General	
Power input:	100-240V 50/60z
Power consumption:	45W
Control:	Auto, Sound, Master/Slave, DMX
DMX Channels:	3,5,9,27
Control Display:	4 Digits LED
Power Connection:	IEC in- & output
Data Connector:	3 pole XLR (In/Out)
Dimensions Bar:	1185 x 110 x 387mm
Weight Bar:	6,6kg
Footswitch frequency:	433mHz
Footswitch unobstructed Range:	30m
Incl. accessories:	2 Keys, Interlock test connector, IR remote, wireless foot controller, Tripod stand, carrying bags, hanging brackets

LED Spot	
Lux@2m:	1205
Colours:	RGB
Power:	6x3W 3-in-1
Current:	950mA
Beam angle:	24°

LED Derby	
Colours:	RGB

Power:	6x2W 3-in-1
Current:	600mA
Laser effect	
Laser Colour:	Red, Green
Laser Power:	130mW (100mW 650nm Red, 30mW 532nm Green)
Laser Class:	2M
Safety Features:	Key switch, Interlock, Safety eye
Laser Safety:	EN/IEC 60825-1: 2007

Strobe effect	
LED:	4x 1W White
Current:	300mA
Strobe:	0 - 18Hz

Tripod stand	
Height:	1,5 - 2,5m
Footspace:	0,9m

Certification and Safety	
Certification:	CE
Max. ambient Temp.:	40°C




Star Dream 6x3m White

40427 144 White LED's - incl. controller

Special features:

- Certified Original Backdrop curtain with Velcro and eyelets
- 144 White LEDs in 8 groups
- Built in controller



Star Dream 6x4m White

40428 192 White LED's - incl. controller

Special features:

- Certified Original Backdrop curtain with Velcro and eyelets
- Controller inside the curtain
- 192 White LEDs in 8 groups




Star Dream 6x3m RGB

40429 128 LEDs - incl. controller

Special features:

- Certified Original Backdrop curtain with Velcro and eyelets
- 128 RGB LEDs in 8 groups
- Built-in controller
- 3-in-1 RGB LED's



Star Dream 6x4m RGB

40430 128 LEDs - incl. controller

Special features:

- Certified Original Backdrop curtain with Velcro and eyelets
- 128 RGB LEDs in 8 groups
- Built-in controller
- 3-in-1 RGB LED's

Shockcord
89090 black 25cm



Stack Case 4
D74238



Technical Information

Curtain material:	Heavy Duty Molton	DMX channels:	5 channel or 12 channel mode
Flame retardant in accordance with:	BS EN 1101:1996+A1:2006	DMX connector:	3 Pole XLR in- & out
Curtain size:	6000x3000mm	Power connector :	Pro Power input
Light source:	144 pcs 5mm white LEDs	Colour:	Matt black
Curtain colour:	Black	Input voltage:	100-240V AC 50/60Hz
Curtain net weight:	12,5 kg	Power consumption:	100W max.
Controller		Dimensions:	180 x 150 x 50 mm (LxWxH)
Control:	DMX, Auto, Sound, Master/Slave	Weight:	1,2Kg

- Dap Stack Case 3 (D7422B) fits one curtain
- Dap Stack Case 4 (D7423B) fits two curtains

Technical Information

Curtain material:	Heavy Duty Molton	Curtain	
Flame retardant in accordance with:	BS EN 1101:1996+A1:2006	Curtain material:	Heavy Duty Molton
Curtain size:	6000x4000mm	Flame retardant:	in accordance with BS EN 1101:1996+A1:2006
Light source:	192 pcs 5mm White LEDs	Curtain size:	6000x3000mm
Curtain colour:	Black	Light source:	128 pcs 5mm RGB LEDs
Curtain net weight:	14,5 kg	Curtain colour:	Black
Controller		Curtain net weight:	12,5 kg
Control:	DMX, Auto, Sound, Master/Slave		
DMX channels:	5 channel or 12 channel mode		

- Dap Stack Case 3 (D7422B) fits one curtain

Technical Information

Curtain material:	Heavy Duty Molton	Power connector :	Pro Power input
Flame retardant:	in accordance with BS EN 1101:1996+A1:2006	Colour:	Matt black
Curtain size:	6000x3000mm	Input voltage:	100-240V AC 50/60Hz
Light source:	128 pcs 5mm RGB LEDs	Power consumption:	100W max.
Curtain colour:	Black	Dimensions:	180 x 150 x 50 mm (LxWxH)
Curtain net weight:	12,5 kg	Weight:	1,2Kg

- Dap Stack Case 3 (D7422B) fits one curtain
- Dap Stack Case 4 (D7423B) fits two curtains

Controller	
Control:	DMX, Auto, Sound, Master/Slave
DMX channels:	7 channel or 28 channel mode
DMX connector:	3 Pole XLR in- & out

Technical Information

Curtain material:	Heavy Duty Molton	Power connector :	Pro Power input
Flame retardant:	in accordance with BS EN 1101:1996+A1:2006	Colour:	Matt black
Curtain size:	6000x4000mm	Input voltage:	100-240V AC 50/60Hz
Light source:	128 pcs 5mm RGB LEDs	Power consumption:	100W max.
Curtain colour:	Black	Dimensions:	180 x 150 x 50 mm (LxWxH)
Curtain net weight:	14,5 kg	Weight:	1,2Kg

- Dap Stack Case 3 (D7422B) fits one curtain

Controller	
Control:	DMX, Auto, Sound, Master/Slave
DMX channels:	7 channel or 28 channel mode
DMX connector:	3 Pole XLR in- & out

Mini Strobe

40201 Strobe



Technical Information

Power supply: AC 230V – 50 Hz
 Power consumption: 15 Watt
 Flashrate: 1-10f/sec
 Housing: Plastic
 Dimensions: 125x84x52mm (LxWxH)
 Weight: 0,225 Kg

City Flash

40203 Strobe



Technical Information

Slow flash (1 flash per second).
 Fast flash (11 flashes per second followed by 2 seconds interval)
 Random mode
 Max. power: 20W
 Lamp not replaceable
 Socket: E27



Data Flash

40296 LED Strobe

Special features:

- 8 sections
- Pro Power Connections
- SMD LEDs
- Built-in Programs



Technical Information

Power Input: 100-250V AC, 50/60Hz
 Power Consumption: 125W
 Light source: SMD LEDs
 Control: Auto, Sound, DMX
 DMX Channels: 2,3 and 12
 Control Display: 4 Digits LED
 Power connector: Pro Power in- & output
 Data Connector: 3p XLR In- & Output
 Dimensions: 263 x 81 x 293 mm
 Weight: 2,6 Kg




Case for 4X flat PAR
D7011 Value Line



Titan Strobe

40222 1500W



Technical Information


Power Supply: 210 - 240 VAC
 Power Consumption: 1800 W
 Weight: 3.7 kg
 Dimensions LxWxH: 245 x 225 x 410 mm
 Connection Data: 3 Pole XLR in- & out
 Housing: Metal & Flame retardant plastic
 Housing Colour: Black
 Light Source: Xenon 1500W tube
 DMX channels: 2
 Lumen: 120000 lm
 Control Protocol: DMX-512
 Connection Power: Powercon input

Titan Strobe BLAZE

40297 1500W + RGB

Special features:

- Extreme high brightness
- Blaze background effect
- Lightning, Blinder and Single mode



Technical Information

Electrical
 Light Source Strobe: Xenon 1500W tube
 Light Source Blaze: RGB LED strip
 Output: 120.000 lm
 Input Voltage: 210-240VAC, 50/60Hz
 Power consumption: 1800W max. at full output
 Control Mode: DMX, RDM, Auto & Master/Slave
 Control Protocol: DMX512
 Control Personality: 3, 5, 9Ch




Physical
 Colour: Black
 Housing: Metal & Flame-retardant plastic
 Fixture Connection: XLR 3p and 5p Data in/out, PowerCon input.
 Dimensions (WxDxH): 245 x 225 x 410 mm
 Protection Rate: IP20
 Weight: 8 Kg

Professional Blacklight

80309 60 cm arm

Special features:

- Easy operating
- Including 60cm blacklight tube
- Including 2 brackets



Technical Information


Lamp included: 240V/18W
 Lamp: ordercode 80301P
 Dimensions: 660 x 110 x 125 mm
 (LxWxH)
 Weight: 3,38 kg

Professional Blacklight

80310 120 cm arm

Special features:

- Easy operating
- Including 120cm blacklight tube
- Including 2 brackets




Technical Information

Lamp included.: 240V/36W
 Voltage: AC 230V-50Hz (CE)
 Lamp: ordercode 80302P
 Max. ambient temp. ta: 25°C
 Max. housing temp. tB: 60°C
 Min. distance from
 flammable surfaces: 0,5 m
 Dimensions: 1310 x 130 x 100 mm
 (LxWxH)
 Weight: 5,4 Kg

LED Blacklight

80323 60cm incl TL unit

Special features:




Technical Information

Voltage: AC 230V-50Hz
 Power Consumption: 7W
 LED: 410nm UV SMD LED
 Max. ambient temp. ta: 25°C
 Max. housing temp. tc: 55°C
 Min. distance from
 flammable surfaces: 0,5m
 Dimensions: 612 x 99 x 45mm
 Weight: 0,555 kg

LED Blacklight

80322 120cm incl TL Unit

Special features:



Technical Information

Voltage: AC 230V-50Hz
 Power Consumption: 14W
 LED: 410nm UV SMD LED
 Max. ambient temp. ta: 25°C
 Max. housing temp. tc: 55°C
 Min. distance from
 flammable surfaces: 0,5m
 Dimensions: 1222 x 99 x 45mm
 Weight: 1,005 kg

UV LED Bar 50cm MKII

80327 LED Blacklight

Special features:

- Plug & Play
- 9 x 3W UV LEDs
- Retro Blacklight effect



Technical Information

LED Quantity:	9x 3W
Driver Current :	680mA
Beam Angle:	120°
Wavelength:	410nm
Electrical	
Input Voltage:	100~240VAC...47/63Hz
Power consumption:	27W
Physical	
Dimensions:	500 x 60 x 115mm
Weight:	1.34kg

UV LED Bar 100cm MKII

80328 LED Blacklight

Special features:

- Plug & Play
- 18 x 3W UV LEDs
- Retro Blacklight effect



Technical Information

LED Quantity:	18x 3W
Driver Current :	680mA
Beam Angle:	120°
Wavelength:	410nm
Electrical	
Input Voltage:	100~240VAC...47/63Hz
Power consumption:	48W
Physical	
Dimensions:	1000 x 60 x 115mm
Weight:	2.30kg

PAR64 COB UV

80332 100W

Special features:

- 100W COB UV LED
- Retro Blacklight effect

Technical Information

LED Source:	100W UV COB
Wavelength:	400nm
Beam angle:	90°
Max distance:	15m
Input voltage:	110~240VAC, 50/60Hz
Power consumption:	110W
Weight:	3.3Kg
Connections:	Schuko
Dimensions:	280 x 268 x 382 mm
Cooling:	Forced cooling
IP-Rating:	IP-20



Blacklight spot 400W

80318 Blacklight

Technical Information

Power Supply:	240 VAC
Power Consumption:	400 W
Weight:	10 kg
Dimensions LxWxH:	335 x 370 x 383 mm
Light Source:	82485
Beam Angle:	120 °
Ambient Temp.:	0 ~ +35 °C



Showtec Galactic Series

Add Galactic proportions to your show

In the early days it was pretty awesome to see a laser-show at a festival or in a discothèque. The setup was almost always huge and the operating time limited because most of these units were water-cooled and heated up pretty fast.

Nowadays a lot has changed. With more colours, special aerial effects, better visuals, faster movements and a lot easier to operate. Another big advantage is that these units are much more affordable than they used to be.

With Galactic Showtec lasers you have the possibility to choose the laser that suits your requirements best. With outputs from 140mW to 1000mW, able to produce multi-coloured shows, with the possibility to add text and, based on the model, even create 3D laser effects the Showtec Galactic lasers deliver, every time.



Galactic RGY-140 MKII

51335 140mW Red Green Yellow Laser

Special features:

- IR remote control included
- 32 Patterns and built-in shows
- 140mW, Red, Green and Yellow Colours
- Master / Slave possibility with other value line units



Technical Information

Power Input:	AC 100-240V, 50/60Hz
Power Consumption:	15 Watt
Laser Colour:	Red, Green, Yellow
Laser Power:	140mW (100mW 650nm Red, 40mW 532nm Green)
Laser Modulation:	TTL
Laser Class:	3B
Scanner:	Stepping motor
Scan Angle:	+/-30°
Control Modes:	Auto, Sound, Master/Slave, DMX
Control Display:	4 Digits LED
DMX Channels:	10
Data Connector:	In/Out (XLR 3Pin)
Safety Features:	Key switch, Interlock, Safety eye
Laser Safety:	EN/IEC 60825-1 Ed 2, 2007-03
Dimensions:	145 x 160 x 80mm (excl. bracket)
Weight:	1.3Kg
Accessories:	IR remote, 2 Keys, Interlock test connector



Galactic RBP-180

51337 180mW Red Blue Purple Laser

Special features:

- IR remote control included
- 32 Patterns and built-in shows
- 180mW Red, Blue and Purple Colours
- Master / Slave possibility with other value line units



Technical Information

Power Input:	AC 100-240V, 50/60Hz	Safety Features:	Interlock, Safety eye	Key switch,
Power Consumption:	16 Watt	Laser Safety:	60825-1 Ed 2, 2007-03	EN/IEC
Laser Colour:	Red, Blue, Purple	Dimensions:	80mm (excl. bracket)	145 x 160 x
Laser Power:	180mW (100mW 650nm Red, 80mW 450nm Blue)	Weight:		1.3Kg
Laser Modulation:	TTL	Accessories:	Keys, Interlock test connector	IR remote, 2
Laser Class:	3B			
Scan Speed:	Stepping motor			
Scan Angle:	+/-30°			
Control Modes:	Auto, Sound, Master/Slave, DMX			
Control Display:	4 Digits LED			
DMX Channels:	10			
Data Connector:	In/Out (XLR 3Pin)			



Galactic TXT

51342 300mW RGB Textlaser

Special features:

- Write your own text
- 300 mW RGB laser
- Keyboard included
- Different Auto and Sound shows integrated



Technical Information

Power Input: AC 100-240V, 50/60Hz
 Power Consumption: 25 Watt
 Laser Colour: Red, Green, Blue
 Laser Power: 300mW (150mW 638nm Red, 50mW 520nm Green, 100mw 450nm Blue)
 Laser Modulation: TTL
 Laser Class: 3B
 Scanner speed: 10K
 Scan Angle: +/-30°
 Control Modes: Auto, Sound, Master/Slave, DMX
 Control Display: 4 Digits LED
 DMX Channels: 17
 Data Connector: In/Out (XLR 3Pin)
 Safety Features: Key switch, Interlock, Safety eye
 Laser Safety: EN/IEC 60825-1 Ed 2, 2007-03
 Dimensions: 145 x 160 x 80mm (excl. bracket)
 Weight: 1,9 kg
 Accessories: Keyboard, 2 Keys, Interlock connector



Galactic 1K20 TXT

51344 RGB-1000 mW

Special features:

- Sealed Optics
- DMX & ILDA control
- 20K Scanner pair
- Keyboard included
- Write and save your own text



Technical Information

Power Input: 100~240VAC, 50/60Hz
 Power Consumption: 25 Watt
 Laser Colour: Red, Yellow, Green, Blue, Purple, Cyan, White
 Laser Power: 1000mW (200mW 638nm Red, 200mW 520nm Green, 600mW 450nm Blue)
 Laser Modulation: TTL
 Laser Class: 4
 Scan Speed: 20K
 Scan Angle: +/-60°
 Control Modes: Auto, Sound, Master/Slave, DMX, ILDA
 Control Display: LED
 DMX Channels: 20
 Data Connector: In/Out, XLR 3Pin & Sub-D 25 Pole
 Safety Features: Key switch, Interlock, Safety eye
 Laser Safety: EN/IEC 60825-1 Ed 2, 2007-03
 Dimensions: 291 x 200 x 120mm (excl. bracket)
 Weight: 11,5 Kg
 Accessories: 2 Keys, Interlock test connector, keyboard




Galactic RGB 300

51345 300mW, stepper motor

Special features:

- 300mW RGB Laser system
- IR Remote control
- DMX, Auto & Sound control
- Stepper motor



Technical Information

Power Input: AC 100-240V, 50/60Hz
 Power Consumption: 23 Watt
 Laser Colour: Red, Green and Blue
 Laser Power: 150mW 650nm Red, 50mW 532nm Green, 100mW 450nm Blue
 TTL
 Laser Class: 3B
 Scan Angle: +/-20°
 Scan speed: Stepping motor
 Control Modes: Auto, Sound, Master/Slave, DMX, IR Remote
 Control Display: 3 Digit LED
 DMX Channels: 10
 Data Connector: XLR In- & Out (3Pin)
 Power Connection: IEC
 Safety Features: Key switch, Interlock, Safety eye
 Laser Safety: EN/IEC 60825-1 Ed 2, 2007-03
 Dimensions: 200 x 148 x 160mm (W x D x H excl. bracket)
 Weight: 1,7 Kg
 Accessories: 2 Keys, Interlock test connector



Galactic FX RGB-1000

51343 1000mW RGB Laser with 8 effects

Special features:

- 3D built-in laser shows
- DMX & ILDA control
- 20K Scanner pair
- 8 FX



Technical Information

Power Input: AC 100-240V, 50/60Hz
 Power Consumption: 50 Watt
 Laser Colour: Red, Yellow, Green, Blue, Purple, Cyan, White
 Laser Power: 1000mW (200mW 638nm Red, 150mW 532nm Green, 650mW 450nm Blue)
 Laser Modulation: TTL
 Laser Class: 4
 Scan Speed: 20K
 Scan Angle: +/-20°
 Control Modes: Auto, Sound, Master/Slave, DMX, ILDA
 Control Display: 3 Digits LED
 DMX Channels: 19
 Data Connector: In/Out, XLR 3Pin & ILDA DB25
 Safety Features: Key switch, Interlock, Safety eye
 Laser Safety: EN/IEC 60825-1 Ed 2, 2007-03
 Dimensions: 290 x 240 x 110mm (excl. bracket)
 Weight: 4.2 kg
 Accessories: 2 Keys, Interlock connector



Remote Interlock

51316 with 10m cable, small connector

Remote Interlock



Remote interlock

51319 with 10m cable, big connector

Remote interlock



Bounce Mirror for Laser

32090 12x12cm mirror

The Bounce Mirror is an ideal tool to extend your lasershow. The Bounce mirror has a high quality surface coated mirror for optimal reflections. Before using the bounce mirror make sure that the lasershow complies with your local regulations.



Showtec Decolights

Choose your palette and start decorating with light

Decorative lighting at any event or venue is as much a mood setter as its moving head-cousins. The right light at the right spot adds to the overall atmosphere and creates the perfect setting once you plug it in and turn it on.

Deco lights like the IP-54 rated Showtec Festoonlights, pixel controlled 15mtr strings with 20 pixels each change the look and feel of any event instantly. Check out the Showtec Sparkle dancefloor with which you can create the Saturday night fever-feeling at any day of the week. Add colour-changing Aircones around your venue to mark a pathway, act as eye catcher or simply because they look great.

Start decorating with light.



Festoonlight Q4 String

41751 20 pixels, 15mtr.

Special features:

- Full pixel control
- Easy to install
- Extend up to 6 strings per controller (including booster)
- Artnet and Dmx control
- Roadproof



Technical Information

Light source: 5050SMD RGBW Led
 Beam angle: 360°
 Refresh rate: 1,9 KHz
 String Length: 15m
 Bulbs per string: 20 Pcs
 Bulb Size: Ø 80mm
 Distance between bulbs: 75 cm
 Power Consumption: 35W per string
 IP rating: IP-54 (Temporary Outdoor Use)

Please note: the strings (41751) are only compatible with Festoonlight Q4 Controller (41750)

Extensioncable for Festoonlight Q4

- 41753** 1 m
- 41754** 2,5 m
- 41755** 5 m
- 41756** 10 m



Use the eyelets on the bulbs for mounting the string. Do not use the cable for mounting.

Festoonlight Q4 Controller


41750 including 10m connection cable

Special features:

- Full pixel control
- Easy to install
- Extend up to 6 strings per controller (including booster)
- Artnet and Dmx control
- Roadproof

Technical Information

Operation: DMX, Artnet, Built-in programs
 DMX channels: 4ch Basic, 4ch RGBW, 8ch Odd/Even 8ch Party, 80ch 20 Pixel, Full set Pixel control
 Power Supply: 100~240VAC...50/60Hz
 Power Consumption: 110W max @ FO
 Mounting: Quick Lock bracket
 Controller box Size: 315 x 200 x 93mm
 Operating temp: -5° - +40°
 Cooling: Convection
 Power Connections: Pro Power in- & output
 Data Connection: XLR 3 pole in- & output, Ethernet in- & output
 Environment: IP-20
 Weight: 2,55Kg
 Included strings: none
 Included booster: none
 Included extension cable: 1 piece 10m included (Use maximum 1 extension cable in the Festoonlight Q4 setup)
 Max length: 90m
 Max strings: 3 pcs without booster / 6 pcs including booster



Festoonlight Q4 Booster

41752 For 4 to 6 Festoon strings

Technical Information

When you want to connect more than 3 strings to the Festoonlight Q4 Controller (41750) you need to connect this Booster.




LED Octostrip Set MKII

42235 50cm Section control

Special features:

- 8x 50cm strips with 4 RGB Sections
- 5m extension cables included
- DMX & Art-net control



Technical Information

Strips
Length: 50cm
Sections: 4
Cable length: 75cm
Connection: 5p XLR male connector
LED system: 5050 RGB
Rigging: M10 sliding profile
Dimensions: 500 x 30 x 50 mm
Weight: 0,7 Kg
IP Rating: IP-20

Colour: Black
Housing: Metal
Outputs: 5p XLR female
Max cable length: 6m
Data connections: XLR 3p & RJ-45
Power connections: Pro power in- & output
Dimensions: 360 x 200 x 95 mm
Weight: 2,3 Kg
Certification: CE
Max. ambient temp: 40°



Octostrip Bracket
42234 Dedicated M10 mounting bracket




Controller
Input voltage: 100-240VAC, 50/60Hz
Power consumption: 90W at full output
On Board: Display
Modes: DMX, Auto, Sound, Manual
Control protocol: DMX-512, Artnet
LED Mode: 50cm / 100cm
Control personality: 6Ch, 8Ch, 14Ch, 24Ch, 26Ch, 50Ch, 96Ch, 112Ch 192Ch, 208Ch

LED Octostrip Set MKII

42232 100Cm Section control

Special features:

- 8 100cm strips with 8 RGB Sections
- 5m extension cables included
- DMX & Art-net control



Technical Information

Strips
Length: 100 cm
Sections: 8
Cable length: 100 cm
Connection: 5p XLR male connector
LED system: 5050 RGB
Rigging: M10 sliding profile
Dimensions: 1000 x 30 x 50 mm
Weight: 0,7 Kg
IP Rating: IP-20

Control personality: 6Ch, 8Ch, 14Ch, 24Ch, 26Ch, 50Ch, 192Ch, 208Ch
Colour: Black
Housing: Metal
Outputs: 5p XLR female
Max cable length: 6m
Data connections: XLR 3p & RJ-45
Power connections: PowerCon in- & output
Dimensions: 315 x 200 x 95 mm
Weight: 2,3 Kg
Certification: CE
Max. ambient temp: 40°



Case for Octostrip set
D7486B For 8 Octostrips, controller + cables




Controller
Input voltage: 100-240VAC, 50/60Hz
Power consumption: 90W at full output
On Board: Display
Modes: DMX, Auto, Sound, Manual
Control protocol: DMX-512, Artnet
LED Mode: 50cm / 100cm

Pixelstrip 20

44501 50cm

Special features:

- 50cm / 20 RGB pixels
- Control by DMX / Artnet / Klingnet
- Flexible rigging system
- Various available front covers



Technical Information

Weight:	0.88 kg
Housing:	Black / Metal
Control Mode:	DMX, Artnet, Klingnet, Master/Slave, Auto, Manual
Ambient Temp.:	-5 ~ +40 °C
Connection:	RJ 45 In / Output
Pixel Pitch:	25 mm
Dimensions:	500 x 37 x 40 (excl. bracket) mm
LED colour:	RGB
Output limit:	Max. 4 mtr. Pixelstrip per output port
Maximum Cable Length :	Maximum 10 mtr. (CAT5) cable Pixelcontroller to Pixelstrip



Acrylic Flat Cover Milky

44504 for Pixelstrip 20

Acrylic Dome Cover White

44506 for Pixelstrip 20

Pixelstrip 40

44502 100cm

Special features:

- 100cm / 40 RGB pixels
- Control by DMX / Artnet / Klingnet
- Flexible rigging system
- Various available front covers



Technical Information

Weight:	1.3 kg
Housing:	Black / Metal
Control Mode:	DMX, Artnet, Klingnet, Master/Slave, Auto, Manual
Ambient Temp.:	-5 ~ +40 °C
Connection:	RJ 45 In / Output
Pixel Pitch:	25 mm
Dimensions:	1000 x 37 x 40 (excl. bracket) mm
LED colour:	RGB
Output limit:	Max. 4 mtr. Pixelstrip per output port
Maximum Cable Length :	Maximum 10mtr. (CAT5) cable Pixelcontroller to Pixelstrip



Pixel Controller

44510 for Pixelstrip 20/40

Special features:

- DMX / Artnet / Klingnet
- Full Pixel control



Acrylic Flat Cover Milky

44503 for Pixelstrip 40

Acrylic Dome Cover White


44505 for Pixelstrip 40

Illumisphere 30

41122 30cm

Special features:

- High Output LED Sphere
- RGBW LED Source
- DMX Control
- 0 LED Display

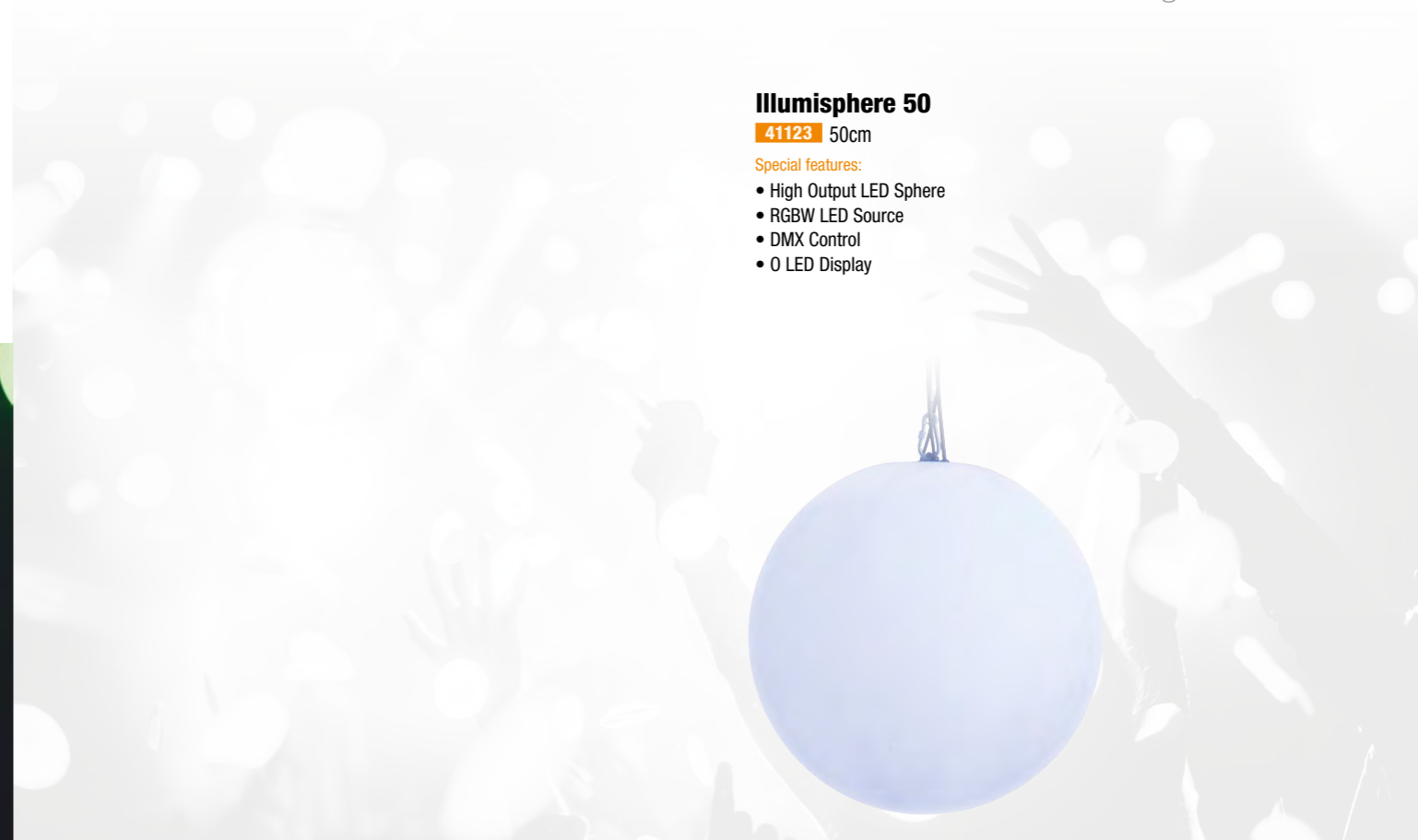


Illumisphere 50

41123 50cm

Special features:

- High Output LED Sphere
- RGBW LED Source
- DMX Control
- 0 LED Display



Technical Information

Power Consumption: 40 W
 Weight: 2.5 kg
 Light Source: 192x SMD RGBW LED
 Refresh Rate: >1000 Hz
 DMX channels: 1, 4, 6, 8
 Diameter: 300 mm
 Control Mode: DMX, Auto, Sound, Master / Slave
 Cable Length: 0.85 m
 LED light Source: RGBW
 Connection Power: Schuko
 Connection DMX: XLR 3p In/Out



Technical Information

Power Consumption: 100 W
 Weight: 3.6 kg
 Light Source: 462x SMD RGBW LED
 Refresh Rate: >1000 Hz
 DMX channels: 1, 4, 6, 8
 Diameter: 500 mm
 Control Mode: DMX, Auto, Sound, Master / Slave
 Cable Length: 0.85 m
 LED light Source: RGBW
 Connection Power: Schuko
 Connection DMX: XLR 3p In/Out

Illumilift RGBW

41165 4m Hoist / 25cm LEDsphere

Special features:

- 16 bit position control
- Interchangeable led spheres
- Lifting speed control
- Operation safety channel



Technical Information

Dimensions: 36.5 x 33 x 13 cm
 Weight: 9kg (including 25cm Sphere)
 Max Load on cable: 2Kg
 Lifting height: 4m
 Lifting speed: 0 – 0.25 m/s
 Lifting Cable: 5x 0,5 mm2
 Power supply: 100 ~ 240VAC, 50/60 Hz

Power on cable: 4 channels max 18V DC, max 0.3A per channel
 Total power consumption: 50W
 LED control: RGBW

Refresh Rate: 9.1 KHz
 Control: DMX512 / Manual
 Connection: 3-pin XLR DMX In/out and ProPower In/out

Mount: 2 brackets included
 IP Rating: IP22



Illumilift RGBW Turbo

41166 6m High Speed Hoist / 35cm LEDsphere

Special features:

- 16 bit position control
- Interchangeable led spheres
- Lifting speed control
- Operation safety channel



Illumilift RGBW LED Sphere

41167 25cm
41168 35cm

Technical Information

Dimensions: 46.5 x 37 x 19 cm
 Weight: 14 Kg (including 35cm Sphere)
 Max Load on cable: 2Kg
 Max Lifting height: 6m
 Lifting speed: 0 – 2,5 m/s Max
 Lifting Cable: 5x 0,5 mm2

Power supply: 100 ~ 240VAC, 50/60 Hz
 Power on cable: 4 channels max 18V DC, max 0.3A per channel
 Total power consumption: 76W
 LED control: RGBW
 Refresh Rate: 19.6 KHz
 Control: DMX512/ Manual
 Connection: 3-pin XLR DMX In/out and ProPower In/out

Mounting: 2 brackets included
 IP Rating: IP22

Aircone Q6 WDMX

40314 LED Shape

Special features:

- RGBWA-UV Q6 LEDs
- WDMX by WDMX Sweden
- Adjustable Fan speed
- Cilinder shape included



Separate Pyramid for Aircone Q6 WDMX

40316 LED Shape

Technical Information

Dimensions: 470 x 2450 mm (Ø x height)



Separate Cone for Aircone Q6 WDMX

40315 LED Shape

Technical Information

Dimensions: 470 x 2450 mm (Ø x height)



Technical Information

Light Source:	6 x 8W RGBWAUV LED	Lenght cone:	2500 mm
LED System:		Total height:	2650 mm
Electrical:		Weight:	10,6 Kg
Input Voltage:	100~240VAC, 50/60Hz	Housing:	Aluminium
Max. Power:	150W	Colour:	Black
Operation mode:	LED display	Power Connectors:	Pro Power in- and output
Control feature:	Built-in programs, Auto run, DMX, WDMX, Master/slave, Soundactive, Static colours	Data Connectors:	XLR 3p
DMX channels:	3, 6, 6, 12 Channels	Certification and Safety:	
Physical:		Certification:	CE
Dimensions base:	470 x 150 mm (Ø x height)	Max. ambient Temp.:	40°C
		Protection rate:	IP-20
		Operation Temperature:	-10°C ~40°C




Dancefloor Sparkle RGB

42330 LED Shape

Special features:

- Slim Design
- Wireless Data Transmission
- Including Ir Remote



Technical Information

LED Quantity: 16x RGB
 LED Type: 5050SMD
 Control protocol: RF
 Control: Programs, Colours, Speed, Brightness.
 Panel Size: 607 x 607 x 30 mm
 Power consumption: 8W
 Panel weight: 8,5 Kg
 IP rating: IP20 back, IP44 top.
 Max load: 150kg per panel



Dancefloor Sparkle PSU

42331 LED Shape accessory

Technical Information

Power input: 90-240V – 50/60Hz
 Power consumption: 400W
 Power output: 28V DC, 14,3A
 Dimensions: 200 x 130 x 100mm
 Weight: 3 kg



IP Rating: IP 20
 Power connection: IEC
 Accessories included: 1x RF remote for Dancefloor Sparkle

Ramp for Dancefloor Sparkle

42335 61cm

Ramp+Corner for Dancefloor Sparkle

42336 61cm with corner

Ramp for Dancefloor Sparkle


42337 122cm

Connection Plate for Dancefloor Sparkle

42338 LED Shape accessory

Ramp+Corner for Dancefloor Sparkle

42339 61cm with corner and feed-in hole for powercable



Dancefloor Sparkle DMX Box

42332 LED Shape accessory

Technical Information

Power input: 9V DC / 1000mA (adapter included)
 DMX Channels: 5
 Control: Master Dimmer, Programs, Colour, Speed, Synchronisation
 RF Frequency: 2,4 GHz
 Dimensions: 150 x 130 x 40mm



RF remote control for Dancefloor Sparkle

42333 LED Shape accessory



LED Rubber String Light WW


41700 100 LEDS/10M/LED Space 10cm

41701 200 LEDS/20M/LED Space 10cm

LED Rubber Twinkle Light WW

41710 100 LEDS/10M/LED Space 10cm

41711 200 LEDS/20M/LED Space 10cm



Technical Information

LED: 3V/20mA Warm White LED
 Beam Angle: 120°
 Quantity: 100 LED
 LED spacing: 10 cm
 Length: 10 m
 Power supply: 230V / 50 Hz
 Power consumption: 7,2W
 IP grade: IP44
 Cable: Rubber Cable
 Cable colour: Black
 Max. linking: Maximum 16 sets.

Technical Information

LED: 3V/20mA Warm White LED
 Beam Angle: 120°
 Quantity: 200 LED
 LED spacing: 10 cm
 Length: 20 m
 Power supply: 230V / 50 Hz
 Power consumption: 14,4W
 IP grade: IP44
 Cable: Rubber Cable
 Cable colour: Black
 Max. linking: Maximum 8 sets.

Technical Information

LED: 3V/20MA Warm White LED
 Beam Angle: 120°
 Quantity: 100 LED
 LED spacing: 10 cm
 Length: 10 m
 Power supply: 230V / 50 Hz
 Power consumption: 9,2W
 IP grade: IP44
 Cable: Rubber Cable
 Cable colour: Black
 Max. linking: Maximum 3 sets.

Technical Information

LED: 3V/20MA Warm White LED
 Beam Angle: 120°
 Quantity: 100 LED
 LED spacing: 10 cm
 Length: 10 m
 Power supply: 230V / 50 Hz
 Power consumption: 9,2W
 IP grade: IP44
 Cable: Rubber Cable
 Cable colour: Black
 Max. linking: Maximum 3 sets.

LED Rubber Curtain Light WW

41720 500 LEDS/20 LEDS/1.5M string

41721 900 LEDS/36 LEDS/3M string

41722 1200 LEDS/60 LEDS/6M string



Technical Information

LED: 3V/20mA Warm White LED
 Beam Angle: 120°
 Quantity: 100 LED
 LED spacing: 10 cm
 Length: 10 m
 Power supply: 230V / 50 Hz
 Power consumption: 7,2W
 IP grade: IP44
 Cable: Rubber Cable
 Cable colour: Black
 Max. linking: Maximum 16 sets.

Technical Information

LED: 3V/20mA Warm White LED
 Beam Angle: 120°
 Quantity: 200 LED
 LED spacing: 10 cm
 Length: 20 m
 Power supply: 230V / 50 Hz
 Power consumption: 14,4W
 IP grade: IP44
 Cable: Rubber Cable
 Cable colour: Black
 Max. linking: Maximum 8 sets.

LED Rubber Net Light WW

- 41730** 176 LEDs/200x100cm, connectable
- 41731** 228 LEDs/300x200cm, connectable
- 41732** 540 LEDs/400x200cm, connectable



Technical Information

LED: 3V/20mA Warm White LED
 Beam Angle: 120°
 Quantity: 100 LED
 LED spacing: 10 cm
 Length: 10 m
 Power supply: 230V / 50 Hz
 Power consumption: 7,2W
 IP grade: IP44
 Cable: Rubber Cable
 Cable colour: Black
 Max. linking: Maximum 16 sets.



Technical Information

LED: 3V/20mA Warm White LED
 Beam Angle: 120°
 Quantity: 200 LED
 LED spacing: 10 cm
 Length: 20 m
 Power supply: 230V / 50 Hz
 Power consumption: 14,4W
 IP grade: IP44
 Cable: Rubber Cable
 Cable colour: Black
 Max. linking: Maximum 8 sets.

LED Rubber Icicle Light WW

- 41740** 112 LEDs, connectable
- 41741** 144 LEDs, connectable



Technical Information

LED: 3V/20MA Warm White LED
 Beam Angle: 360°
 Quantity: 150 LED
 Length: 3m
 Height: 90cm
 Power supply: 230V / 50 Hz
 Power consumption: 7.2W
 IP grade: IP44
 Cable: Rubber Cable
 Cable colour: Black
 Max. linking: Maximum 6 sets.
 Included accessoires: Powercord

Technical Information

LED: 3V/20MA Warm White LED
 Beam Angle: 360°
 Quantity: 112 LED
 Length: 3m
 Height: 50cm
 Power supply: 230V / 50 Hz
 Power consumption: 7.2W
 IP grade: IP44
 Cable: Rubber Cable
 Cable colour: Black
 Max. linking: Maximum 6 sets.
 Included accessoires: Powercord

Belt Light E27, Black cable

- 41760** IP44, 50m, without lamps
- 41761** IP44, 20m, without lamps
- 41762** IP44, 10m, without lamps



Technical Information

Length: 50m
 Lamp spacing: 100cm
 Feed cable: 300cm
 Number of sockets: 48
 Lamp Socket: E27
 Power supply: 230V / 50 Hz
 IP grade: IP44
 Cable: Rubber Cable
 Cable colour: Black
 Conductor drains Ø mm: 2x1,5mm²
 Included accessoires: None

Technical Information

Length: 20m
 Lamp spacing: 100cm
 Feed cable: 300cm
 Number of sockets: 18
 Lamp Socket: E27
 Power supply: 230V / 50 Hz
 IP grade: IP44
 Cable: Rubber Cable
 Cable colour: Black
 Conductor drains Ø mm: 2x1,5mm²
 Included accessoires: None

Technical Information

Length: 10m
 Lamp spacing: 100cm
 Feed cable: 250cm
 Number of sockets: 10
 Lamp Socket: E27
 Power supply: 230V / 50 Hz
 IP grade: IP44
 Cable: Rubber Cable
 Cable colour: Black
 Conductor drains Ø mm: 2x1,5mm²
 Included accessoires: None

LAMPY? The Showtec LAMPY console range is designed to maximize creativity with the most logical and user friendly work surface in mind. The range consists of 2 consoles in both 2 different feature sets. The programming section is minimalistic but optimized to the need and features multiple 1.3" O-LED displays for providing all the necessary info to the user. All consoles also feature a 10.1" touchscreen with an intuitive and user-friendly interface which is instantly recognizable. Below the touchscreen, the 10 playbacks can store anything from a group-master up to chases and complex cue-lists. Next to it a dedicated master cue stack section can be found. 9 memory pages will ensure plenty of storage space

for your show. Depending on the model, the LAMPY consoles have 10 or 30 extra multi-function faders available. They can be assigned as fixture selection/dimmer, group-masters or scenes with an RGB indication LED showing the current fader mode/state or output colour. A total of 40 virtual executors are available on the touchscreen or external monitor. This way users can freely layout their show depending on their specific conditions for usage during events, touring productions, theatres, house of worship or schools. Standard all consoles provide a single DMX universe. By adding the LAMPY Dongle another universe is available, together with enabling ArtNet, sACN, OSC and the magic sheet on the external screen output.



LAMPY 20

- 50733** 1 Universe DMX console
- 50734** 2 Universe DMX console

Special features:

- Intuitive and easy to use interface
- 10.1" Full Colour Touchscreen
- Colour Picker with Quick colours and Filter library
- Built-in Effects engine
- Programming section with multiple 1.3" O-LED display



Technical Information

Power Consumption:	35 W	Encoder Wheels:	4
Weight:	8.8 kg	Ethernet Ports:	1
Dimensions LxWxH:	505 x345 x 128 mm	Connection Midi:	In, Thru, Out
Housing:	Metal & Flame retardant plastic	Display External:	1 DVI Connection
DMX channels:	1024	Faders:	20 + 1
Input Voltage:	100 – 240 VAC	Worklight:	Yes, Dimmable
Ambient Temp.:	0 – +35 °C	Playback Pages:	9
Display:	10.1 Inch Full Color Touchscreen	Display Encoders:	4x 1.3 Inch O-Led
Connection Power:	Pro Power input	Buttons :	18 x Dedicated Program Buttons, Go+ / Go-
Connection DMX:	2x XLR 3p / 2x XLR 5p	Artnet:	Yes
USB Port:	4	sACN:	Yes
Fixtures:	1024	OSC (Open Sound Control):	Yes
DMX Universes:	2	Cuelists:	90
DMX Outputs:	4	Audio Input:	6.5 mm Jack
Playback Faders:	20	Audio Triggers:	3
Playback Buttons:	20	Fuse:	Internal





LAMPY 40

- 50735** 1 Universe DMX console
- 50736** 2 Universe DMX console

Special features:

- Intuitive and easy to use interface
- 10.1" Full Colour Touchscreen
- Colour Picker with Quick colours and Filter library
- Built-in Effects engine
- Programming section with multiple 1.3" O-LED display

LAMPY DNGL

- 50737** Unlock Key



Technical Information

Power Consumption:	35 W	Ethernet Ports:	1
Weight:	11.8 kg	Connection Midi:	In, Thru, Out
Dimensions LxWxH:	721 x 345 x128 mm	Display External:	1 DVI Connection
Housing:	Metal & Flame retardant plastic	Faders:	40 + 1
DMX channels:	512	Worklight:	Yes, Dimmable
Ambient Temp.:	0 ~ +35 °C	Playback Pages:	9
Display:	10.1 Inch Full Color Touchscreen	Display Encoders:	4x 1.3 inch O-LED
Connection Power:	Pro Power input	Buttons :	18 x Dedicated Program Buttons, Go+ / Go-
Connection DMX:	2x XLR 3p / 2x XLR 5p	Artnet:	Optional
USB Port:	4	sACN:	Optional
Fixtures:	512	OSC (Open Sound Control):	Optional
DMX Universes:	1	Cuelists:	90
DMX Outputs:	4	Audio Input:	6.5 mm Jack
Playback Faders:	40	Audio Triggers:	3
Playback Buttons:	40	Fuse:	Internal
Encoder Wheels:	4		



The Showtec ColorCue series are an evolution of current technology. Because of the constant development in LED technology with LED modules being able to produce RGBWA-UV, the ColorCue series can control these fixtures with up to 6 colours. An easy setup menu patches RGB to RGBWA-UV fixtures and with the pre-programmed colours and chases will get you started within a minute.

For more demanding operators, there are memories available to store own colours and chases. From the ColorCue 1 to control RGBAW-UV fixtures up to 6 channels to the ColorCue 4, equipped for 48 fixtures and 48 chases, there is a fitting light controller for any setup.

ColorCue 1

50703 LED Controller

Special features:

- Intelligent LED DMX controller
- Control RGBWA-UV fixtures up to 6 channels
- 24 Colours & 24 Chases



Technical Information

Power supply: DC 12V- 1,5A
 Power consumption: 10 Watt
 Power connector: Adapter (included)
 Fixed colours: 12 pcs
 Fixed chases: 12 pcs
 User colours: 12 pcs
 User chases: 12 pcs with 99 steps
 Fixtures: 1
 DMX-512: XLR 3 pole
 Dimensions: 258 x 150 x 60 mm (LxWxH)
 Weight: 1,1 Kg



Case for ColorCue 1

D7405 Flightcase




ColorCue 2

50704 LED Controller

Special features:

- Intelligent LED DMX controller
- Control 6 pcs RGBWA-UV fixtures up to 6 channels
- 40 Colours & 40 Chases



Case for ColorCue 2

D7406 Flightcase



Technical Information

Power supply: DC 12V- 1,5A
 Power consumption: 15 Watt
 Power connector: Adapter (included)
 Fixed colours: 20 pcs
 Fixed chases: 20 pcs
 User colours: 20 pcs
 User chases: 20 pcs with 99 steps
 Fixtures: 6
 DMX-512: XLR 3 pole
 Dimensions: 385 x 175 x 60 mm (LxWxH)
 Weight: 1,85 Kg



ColorCue 3

50705 LED Controller

Special features:

- Intelligent LED DMX controller
- Control 24 pcs RGBWA-UV fixtures up to 6 channels
- 24 Chases



Technical Information

Power Consumption: 15 W
 Weight: 3.6 kg
 Dimensions LxWxH: 482 x 261 x 80 mm
 DMX channels: 512
 Connection DMX: XLR 3p
 Fixtures: 24
 Fixtures Channels: 6
 Power Supply External: 12VDC, 1500mA
 Chases (user): 24 pcs

Case for ColorCue 3

D7407 Flightcase



ColorCue 4

50706 LED Controller

Special features:

- Intelligent LED DMX Controller
- Control 48 pcs RGBWA-UV fixtures up to 6 channels
- 48 chases



Technical Information

Power Consumption: 15 W
 Weight: 4.2 kg
 Dimensions LxWxH: 740 x 280 x 100 mm
 DMX channels: 512
 Connection DMX: XLR 3p
 Fixtures: 48
 Fixtures Channels: 6
 Power Supply External: 12VDC, 1500mA
 Chases (user): 48 pcs



SDC-6

50723 6 channel DMX controller

Special features:

- Compact 6 channel DMX controller
- Master dim fader
- Battery operated
- Easy to use
- Ideal for exhibitions



Easy 16

50406 16 Channel DMX controller

Special features:

- ideal DMX controller for test set-up's or demonstrations
- 16 Channel faders
- 32 DMX channels
- 16 Programmable scenes
- Built-in chase
- Detachable frame



Easy Fade 36

50711 Lighting desk

Special features:

- Easy to use
- No programming facilities
- Double preset
- Up to 36 channels



Technical Information

Power input: DC 9V - 15V, 100mA minimum
 DMX Output: 3 Pin Female DMX Connector
 DMX Polarity: 2-, 3+
 Battery Type: Pp3 9V
 Dimensions: 173 x 153 x 55 mm
 Weight: Approx. 0,8 kg



Technical Information

Power Supply: DC9V, 500mA
 Power connector: Adaptor included
 Scenes/Chases: 12/1
 Run mode: Chase / Manual
 Adjustable speed: 0,1 sec - 10 min.
 Adjustable fade time: 0-100 %
 Patch mode: N/A
 Output: DMX-512, 32 channels
 Output connector: 3 pole XLR
 Dimensions: 540 x 100 x 190 mm
 Weight: 2,8kg



Technical Information

Power Supply: DC 12V 500mA
 Power connector: Adaptor included
 Run mode: Manual only
 Patch mode: N/A
 Output: DMX-512, 36 channels
 Output connector: 3 pole XLR
 Dimensions: 483 x 270 x 120 mm
 Weight: 4 kg



LED Operator 4 Air

50726 LED Controller

Special features:

- Battery operated (8 hours)
- Wireless DMX transmitter (Wireless Solutions - Sweden)
- Preset RGB Colour and chases
- Control 4 x 4 channel fixtures



Technical Information

Fixtures: 4
 Channels: 16 (4 each fixture)
 RGB Presets: 9
 Preset chases: 9
 DMX-512: XLR 3 pole
 Battery: 7.4V 2200mAh
 Operation time: 8 hours (full battery)
 Power supply: 8,2V DC 500mA
 Power consumption: 20 Watt
 Power connector: Adapter (included)
 NOTE: only use the original power supply
 Dimensions: 325 x 140 x 50 mm (LxWxH)
 Weight: 1,54 kg



LED Commander

50717 LED-Parcan controller

Special features:

- Control 8 LED fixtures up to 8 channels each
- Free patchable channels
- Total fixture control by 8 faders
- 16 Scenes & 16 Chases
- 2 Aux channels to connect foggers and strobes



Technical Information

Display: 2x 16 Character LCD
 DMX connector: XLR 3 Pole
 Midi connector: 5p DIN (IN/OUT/THRU)
 USB connector: 5V (light device)
 Audio input: RCA 100mV – 1Vpp
 DMX channels: 8 x 16 & 2 aux, 130 total
 Max steps in chase: 1740
 Max total steps: 1740
 Dimensions: 483x 156 x 80mm (LxWxH)
 19" rackmountable: Yes
 Weight: 2,48Kg
 Power consumption: 20Watt
 DC input: 9-12V 800mA
 Power supply: AC-12V (included)



SM-8/2

50700 16 Channel Lighting Desk

Special features:

- Intelligent light DMX controller
- Control 12 fixtures up to 16 channels each
- Patchable channels for each fixture
- Programmable Speed & Fade time for chases
- 240 scenes & 6 chases



Technical Information

Power Supply: DC 9Volt - 300mA
 Power connector: Adapter included
 Fixtures: 12 (each 16 channel)
 Scenes: 240 (30 banks)
 Chases: 6
 Run mode: Auto, Music
 Patch mode: Each fixture free assignable channels
 Output: DMX-512 standard
 Output connector: 3 & 5 pole XLR female
 Dimensions: 483 x 133 x 50 mm (LxWxH)
 Weight: 3 kg



SM-16/2

50701 32 Channel Lighting Desk

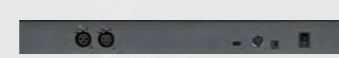
Special features:

- Intelligent light DMX controller
- Control 12 fixtures up to 32 channels each
- Patchable channels for each fixture
- Programmable Speed & Fade time for chases
- 240 scenes & 6 chases



Technical Information

Power Supply: DC 12Volt - 500mA
 Power connector: Adapter included
 Fixtures: 12 (each 32 channels)
 Scenes: 240 (30 banks)
 Chases: 6 (1 banks)
 Run mode: Auto, Music
 Patch mode: Each fixture free assignable channels
 Output: DMX-512 standard
 Output connector: 3 and 5 pole XLR female
 Dimensions: 483 x 178 x 100 mm (LxWxH)
 Weight: 4 kg



SM-16/2 FX

50702 32 Channel Lighting Desk with Shape Engine

Special features:

- Intelligent light DMX controller
- Control 16 fixtures up to 32 channels each
- Patchable channels for each fixture
- ready-to-use Shape Engine
- show backup on USB



Technical Information

Power Supply: 100-240VAC ~ 50Hz
 Fixtures: 16 (each 32 channels)
 Scenes: 80 (5 banks)
 Chases: 80 (5 banks)
 Total Chase Steps: 100
 Run mode: Auto, Manual
 Patch mode: Each fixture free assignable channels
 Output: DMX-512 standard
 Output connector: 3 and 5 pole XLR female
 Dimensions: 482 x 220 x 75 mm (LxWxH)
 Weight: 3,7 kg

Scanmaster 2 MKII

50333 DMX Scancontroller

Special features:

- Controller for 12 Fixtures up to 16 channels
- 240 Scenes & 12 Chases
- USB slot for external Dj Light
- Patchable joystick
- The ideal controller for moving heads & Scanners



Case for Scanmaster series
D7403 Flightcase



Showmaster 24 MKII

50830 24 Channel light controller

Special features:

- 24 Multifunctional channel faders
- Up to 48 Scenes / Chases with max 999 steps
- Detachable frame
- Midi In & Out
- Remote black out/full on possibility



Case for Showmaster24 & SC-24
D7401 Flightcase



Technical Information

12 x 16 DMX channels
30 banks each composed of 8 programmable scenes
12 programmable chases (max. 99 steps)
8 faders to control 16 channels
Built in microphone for audio triggers
Joystick for easy positioning your beams
4 Digit LED display
Chase programming and chase running controlled by manual or MIDI.
16 bit resolution
Midi input
Dimensions: 530 x 190 x 88 mm (incl. frame)
483 x 85 x 133 mm (without frame)
Weight: 2,7 kg

Technical Information

24 control channels
48 scenes
48 chaser programs with 999 steps
2 independent dipless crossfaders
3 digit LCD display
MIDI in/out
Audio in
DMX invertible
DMX Out

Showmaster 48 MKII

50831 48 Channel light controller

Special features:

- 48 Multifunctional channel faders
- Up to 96 Scenes / Chases with max 999 steps
- Midi In & Out
- Remote black out/full on possibility



Case for Showmaster48
D7402 Flightcase



Technical Information

48 control channels
24 chaser programs
3 digit LCD display
MIDI in/out
Audio in
DMX invertible
DMX Out

Creator Compact

50729 Moving Light Controller

Special features:

- Control 32 fixtures up to 24 channels each (768 channels)
- 60 Scenes/Chases
- Each chase can store 120 steps
- Easy to use Shape generator
- Intelligent jogwheels



Technical Information

DMX channel:	768
Fixtures:	32
Channels for each fixture:	24
Chases:	60
Chase to run simultaneously:	10
Chase step:	120
Time control of scenes:	Fade in/out, LTP slope
Shapes for each scene:	5
Shape generator:	Shapes of Dimmer, Pan/Tilt, RGB, CMY, Colour, Gobo, Iris and Focus
Shapes to run simultaneously:	5
USB Memory FAT32 supported for storing settings and shows:	
Dimensions:	483 x 227 x 87 mm (LxWxH)
Display language:	EN/FR/DE
Weight:	4,6 Kg
Flightcase:	optional available



Creator 1024

50730 Moving Light Controller

Special features:

- Control 96 fixtures up to 40 channels each (1024 channels)
- 60 Scenes/Chases
- Each chase can store 600 steps
- Easy to use Shape generator
- Intelligent jogwheels



Technical Information

DMX channel:	1024
Fixtures:	96
Channels for each fixture:	40
Chases:	60
Chase to run simultaneously:	10
Chase step:	600
Time control of scenes:	Fade in/out, LTP slope
Shapes for each scene:	5
Shape generator:	Shapes of Dimmer, Pan/Tilt, RGB, CMY, Colour, Gobo, Iris and Focus
Shapes to run simultaneously:	5
Master fader:	Global, playback, fixture
	Library can store up to 32 Fixtures
	Library R20 library supported
	USB Memory FAT32 supported



Dimensions:	483 x 398 x 105 mm (LxWxH)
Display language:	EN/FR/DE
Weight:	7,9 kg
Flightcase:	optional available



Quick DMX N512

50055 Network dongle, 512 channels

Special features:

- Accessible by internet browser
- Calendar function
- 9 programmable scenes/chases
- Optical isolation at DMX output



Technical Information


Stand Alone: By Network
 Operating System : Windows and Mac OSX
 External power supply: 9VDC (included)
 DMX Connectors: 3-pin
 Weight: 0.2kg
 Size: 108 x 80 x 37mm

Quick DMX D1024

50056 2x512 Channels, 40Hz refresh rate

Special features:

- Metal road proof casing
- Power & Link indication LEDs at front panel
- Unlimited nr. of different fixtures
- Full 1024 DMX channels
- MIDI triggerable by "learning" mode



Technical Information

Stand Alone: Yes (one scene or chase)
 Operating System: Windows and Mac OSX
 Power supply: USB bus powered
 DMX Connectors: 3-pin
 Weight: 0.17kg
 Size: 84 x 75 x 40mm

Quick DMX D512S

50057 512 Channels

Special features:

- Metal road proof casing
- Power & Link indication LEDs at front panel
- Unlimited nr. of different fixtures
- Full 512 DMX channels
- MIDI triggerable by "learning" mode



Technical Information

Stand Alone: Yes (one scene or chase)
 Operating System: Windows and Mac OSX
 External power supply: USB power adapter 5VDC (not included)
 DMX Connector: 3-pin
 Weight: 0.08 kg
 Size: 72 x 35 x 35mm

Quick DMX Rack 1024

50058 1024 Channels

Special features:

- 1024 Channel output
- Internal clock / calendar
- 8 external trigger contacts
- including IR remote and external IR sensor



Technical Information

Casing front:
 19" rack mounted
 3 x LEDs (power, usb and IR)
 16 x flash buttons with LEDs

Casing back:
 USB socket for computer link and power
 2x 3 pole DMX outputs
 Terminal for 8 external inputs
 3,5mm Mini Jack socket for external external IR sensor (supplied with the IR remote controller)

DMX:
 ESD protection
 Optical isolation for each dmx output
 Refresh frequency: 40 Hz

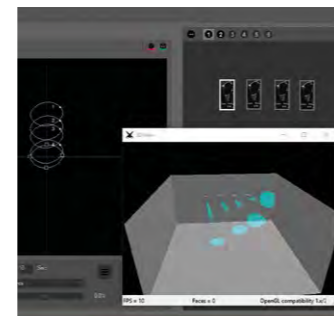
USB:
 Hot-swappable

With the PC software:
 1024 DMX outputs
 or 1536 Artnet outputs

In standalone mode (without computer)
 16 Stand-alone scenes
 4 zones
 Trigger: 16 flash buttons
 Internal clock/calendar
 8 dry contacts
 IR remote controller
 Extended memory
 16 bits channels management

Quick DMX IR Remote

50053 Optional remote for 512 plus



RP-405 MKII Relay Pack

50753 Relay Pack

Special features:

- 4 relays
- Patchable per channel
- Built-in programs
- DMX control



Technical Information

Powerinput: AC 220V-240V / 50Hz
 Power Consumption @ Full Load: 3450W
 Power output: 5A each channel / 15A Max Total
 Operation: Built-in programs, auto run, slave, sound, DMX
 DMX channels: 1, 2, 4 CH
 Patchable per channel: 0°C-40°C
 Working environment: XLR (3-pin) DMX in/out
 Fixture Connection: 220 x 70 x 260 mm (LxWxH)
 Dimensions: 2,84 kg
 Weight:



MultiSwitch

50357 DMX-512 4CH. switch pack

Special features:

- 4 channels output
- 16 built-in programs
- DMX control
- Master Slave function



Technical Information

Power Supply: 240 VAC
 Weight: 2,85 kg
 Dimensions LxWxH: 220 x 70 x 260 mm
 DMX channels: 4
 Control Mode: DMX, Audio, Auto, Master/Slave
 Ambient Temp.: 0 ~ +35 °C
 Power Consumption Max.: 3600 W
 Connection DMX: XLR 3p
 Channel Output: 5A/CH., Total 16A



Single DP-1

50396 1 Channel DMX Dimming/Switch Pack

Special features:

- 50mm dimming slider
- Dim and switch function
- DMX control
- Capacitive load 10A, Inductive load 5A



Single WDP-1

50756 1 Channel Wireless Dimming Pack

Special features:

- 50 mm dimming slider
- Wireless DMX receiver built-in
- Compact All-in-one housing
- Applicable as WDMX receiver



Single WDP-1 Pro

50758 1 Channel Wireless Dimming Pack

Special features:

- Wireless DMX receiver built-in
- Applicable as W-DMX receiver
- Powercon True Input
- 5 Pole DMX connectors
- CEE 16A 3 pole output (max 10A output)



Single 3

50395 1 Channel DMX Dimmer

Special features:

- Can be mounted to the fixture directly
- 10A output
- Manual dim function
- Max output function



Technical Information

Voltage: AC 230V-50 Hz (CE)
 Channel-Output: 10A max.
 DMX-Output: 3-pin XLR socket (female)
 DMX-Input: 3-pin XLR socket (male)
 Fuse: F 10A 250V 5 x 20 mm
 Dimensions: 195 x 105 x 90 mm (LxWxH)
 Weight: 1,26 kg



Technical Information

Input Voltage: 230VAC - 50 Hz
 Channel-Output: 10A max.
 DMX-Connectors: 3-pin XLR sockets
 Control Options: On-Board Control Panel, DMX, W-DMX
 DMX Channels: 1
 Fuse: F 10A 250V 5 x 20 mm
 Dimensions: 195 x 105 x 90 mm (LxWxH)
 Weight: 1,38 kg



Technical Information

Power Supply: 230 VAC
 Weight: 1,5 kg
 Connection Power In: Powercon True1
 DMX channels: 1
 Control Mode: On Board, DMX, W-DMX
 Connection Power Out: 3 pcs Schuko
 Connection DMX: XLR 5p In/Out
 Protection: 3 Pole CEE 16A
 Dimensions: 211 x 102 x 135 mm
 Channel Output: 10A



Technical Information

Power input: AC 230V-50 Hz
 Mounting Clamp: M8 thread
 Mounting Fixture: M8 thread
 Channel output: 10A
 Fuse: F10A 250V 5 x 20 mm
 Dimensions: 237 x 140 x 60 mm
 Weight: 1,82 kg

Lightbrick

50370 4 Channel Dimming Pack DMX

Special features:

- Each channel can be patched
- Built-in chaser with 16 programs
- Pre heat function
- Manual dimmer



4 Channel Dimm & Switch Pack

Technical Information

Power Supply: 230 VAC
 Weight: 2.98 kg
 Connection Power In: Shuko plug
 DMX channels: 4
 Control Mode: DMX, Stand Alone, Music, Auto
 Connection DMX: XLR 3p In/Out
 Dimensions: 330 x 150 x 115 mm
 Channel Output: Max 5A



DIM-4

50442 4 Channel 3A per channel Dimming Pack

Special features:

- Music-controlled
- Schuko Outlets
- DMX-512 4CH. Dimmer pack
- 16 built-in programs
- Stand-alone function



Technical Information

Input voltage: 230V/50Hz
 Channel Output: 3A / CH., Total 8A
 Control: DMX-512, Stand-alone, Music control 1,2 or 4
 DMX channels: 1,2 or 4
 Mode: Dim or Switch
 Data in/out: 3 pole XLR
 Powerconnection: Schuko plug
 Poweroutput: Schuko chassis per channel
 Monitor: Control LED per channel, DMX signal led
 Dimensions: 220 x 82 x 275 mm (LxWxH)
 Weight: 3,5 kg



DIM-4LC

50443 4 Channel 3A per channel Dimming Pack with Local Control

Special features:

- Music-controlled
- Schuko Outlets
- DMX-512 4CH. Dimmer pack
- Local Control Faders
- Stand-alone function



Technical Information

Input voltage: 230V/50Hz
 Channel Output: 3A / CH., Total 8A
 Control: DMX-512, Stand-alone, Music control, Local Control.
 DMX channels: 1,2 or 4
 Mode: Dim or Switch
 Data in/out: 3 pole XLR
 Powerconnection: Schuko plug
 Poweroutput: Schuko chassis per channel
 Monitor: control LED per channel, DMX signal led
 Dimensions: 220 x 82 x 275 mm (LxWxH)
 Weight: 3,5 kg



LP-416

50750 Channel Chaser

Special features:

- 4 Channel Chaser with 16 A max. load
- Background function
- 9 Built-in programs
- Multiple modes: Hold dim, Hold sound, Program speed
- Master and channel dim faders



Technical Information

Power supply: AC 220V-240V, 50/60 Hz
 Power consumption: 16 A max.
 Power connector: Cable without connector
 Output power: 5A each channel, 16A max.
 Output connector: 4 pcs schuko,
 Analog output: 0-10 Volt, 8 pole din connector
 Audio output: XLR, Cinch
 Dimensions: 483 x 130 x 135 mm (LxWxH)
 Weight: 5,5 kg



Sliding Show Bar 4 Powercon®

50390 T-bar Schuko with 4 channel dimpack

Special features:

- 4 channels 500W
- 16 pre-programmed programs
- Pre heat function
- Powercon input



Technical Information

Fourbar with built in DMX dimmer.
 Load per channel 1,5A. Max. load 6A.
 Built-in controller with 16 preset programs for stand-alone use.
 Pre-heat function.
 Memory back-up, master dimmer, channel dimmer, manual program, hold sound, progr. sound, auto sound.
 Dimensions: 1310 x 80 x 70 mm (LxWxH)
 Optional Powercable: 90527 Powercon > schuko 1,5m (not included)



DDP-610M

50754 6 Ch DigiDimPack, 10A Fuse, Multipin

Special features:

- 6 channels
- Selectable Dimming Curves
- Built-in Circuit breakers
- Robust and reliable



DDP-610S

50755 6 Ch DigiDimPack, 10A Fuse, Schuko

Special features:

- 6 channels
- Selectable Dimming Curves
- Built-in Circuit breakers
- Robust and reliable




DDP-610T

50757 6 Ch DigiDimPack, 10A Fuse, Terminal

Special features:

- 6 channels
- Selectable Dimming Curves
- Built-in Circuit breakers
- Robust and reliable



Technical Information

Input voltage: 230VAC, 50/60 Hz, single phase connection
400VAC, 50/60 Hz, 3-phase connection
Channel output: Max. 10 Amp each channel, Total 60A
Control: DMX, Local Control, Built-in chase
DMX Channels: 6
Mode: Dim or Switch
Protection: Short circuit, temperature, overload
Power connection: Terminal
Power Output: 16 Pole Multipin
Monitor: Control LED per channel, LCD Display
Dimensions: 483x380x90 mm (LxWxH) (Rubber feet removed)
483x385x94 mm (LxWxH) (incl. rubber feet)
Weight: 12 Kg
IP-rating: IP-20

Technical Information

Input voltage: 230VAC, 50/60 Hz, single phase connection
400VAC, 50/60 Hz, 3-phase connection
Channel output: Max. 10 Amp each channel, Total 60A
Control: DMX, Local Control, Built-in chase
DMX Channels: 6
Mode: Dim or Switch
Protection: Short circuit, temperature, overload
Power connection: Terminal
Power Output: 6x Schuko
Monitor: Control LED per channel, LCD Display
Dimensions: 483x380x90 mm (LxWxH) (Rubber feet removed)
483x385x94 mm (LxWxH) (incl. rubber feet)
Weight: 12 Kg
IP-rating: IP-20

Technical Information

Input voltage: 230VAC, 50/60 Hz, single phase connection
400VAC, 50/60 Hz, 3-phase connection
Channel output: Max. 10 Amp each channel, Total 60A
Control: DMX, Local Control, Built-in chase
DMX Channels: 6
Mode: Dim or Switch
Protection: Short circuit, temperature, overload
Power connection: Terminal
Power Output: Terminal
Monitor: Control LED per channel, LCD Display
Dimensions: 483x380x90 mm (LxWxH) (Rubber feet removed)
483x385x94 mm (LxWxH) (incl. rubber feet)
Weight: 12 Kg
IP-rating: IP-20

DB-1-4

50780 4 Channel DMX Booster 3 & 5p XLR

Special features:

- DMX splitter for 4 outputs
- Electrical isolation between in and output
- DMX Indication LEDs on in-& outputs
- 3 & 5P XLR in- & outputs
- M10 nut at backside for truss clamp



Technical Information

Input connectors: 3&5 Pole XLR M
 Output connectors: 3&5 Pole XLR F
 Power input: 230VAC, 50/60Hz
 Dimensions: 483 x 134 x 46 mm (LxWxH)
 Weight: 2,6 kg

DB-1-8

50783 8 Channel DMX Booster 3p XLR

Special features:

- DMX splitter for 8 outputs
- Electrical isolation between in and output
- DMX Indication LEDs on in-& outputs
- 3P XLR outputs
- M10 nut at backside for truss clamps

Technical Information

Input connectors: 3&5 Pole XLR M
 Output connectors: 3 Pole XLR F
 Power input: 230VAC, 50/60Hz
 Dimensions: 483 x 134 x 46 mm (LxWxH)
 Weight: 2,6 kg

DB-1-4/RDM

50785 4 Channel DMX booster with RDM 3 & 5p XLR

Special features:

- DMX/RDM splitter for 8 outputs
- DMX Indication LEDs on in-& outputs
- 3 & 5P XLR outputs
- Supports Remote Device Management (RDM) Protocol



Technical Information

Input connectors: 3&5 Pole XLR M
 Output connectors: 3&5 Pole XLR F
 Power input: 100 ~ 240VAC, 50/60Hz
 Dimensions: 483 x 134 x 46 mm (LxWxH)
 Weight: 2,6 kg

DB-1-8/RDM

50786 8 Channel DMX Booster with RDM 3p XLR

Special features:

- DMX/RDM splitter for 8 outputs
- DMX Indication LEDs on in-& outputs
- 3P XLR outputs
- Supports Remote Device Management (RDM) Protocol

Technical Information

Input connectors: 3&5 Pole XLR M
 Output connectors: 3 Pole XLR F
 Power input: 100 ~ 240VAC, 50/60Hz
 Dimensions: 483 x 134 x 46 mm (LxWxH)
 Weight: 2,6 kg

RDM Splitter Pro

50787 4 Channel DMX Booster with RDM 3 & 5p XLR

Special features:

- Regenerates & Boosts DMX/RDM signal
- Optical isolated on each in- and output port
- DMX Indication LEDs on in- & outputs
- 3 & 5P XLR outputs



Technical Information

Input connectors: 3&5 Pole XLR M
 Output connectors: 3&5 Pole XLR F
 Power input: 100 ~ 240VAC, 50/60Hz
 Dimensions: 483 x 134 x 46 mm (LxWxH)
 Weight: 2,8 kg



Booster Pro

50788 2-8 DMX/RDM Booster, 3-pin XLR

50789 2-8 DMX/RDM Booster, 5-pin XLR

Special features:

- OLED Display
- Isolated outputs
- 2 inputs, selectable outputs
- Multiple monitoring functions



Technical Information

Input connectors: 3 pole Male XLR Connectors
 Output connectors: 3 pole Female XLR Connectors
 Power Input: 100~240VAC, 50/60Hz
 Power connector: Powercon Input
 Dimensions: 483 x 140 x 46mm
 Weight: 3,4 Kg
 Protocol: DMX-512 USITT, RDM
 Functions: Realtime DMX Monitoring, DMX Framerate display, Selection of DMX modes and Frameres, Cable checker, Optical isolation on all outputs, DMX Boost function

Technical Information

Input connectors: 5 pole Male XLR Connectors
 Output connectors: 5 pole Female XLR Connectors
 Power Input: 100~240VAC, 50/60Hz
 Power connector: Powercon Input
 Dimensions: 483 x 140 x 46mm
 Weight: 3,4 Kg
 Protocol: DMX-512 USITT, RDM
 Functions: Realtime DMX Monitoring, DMX Framerate display, Selection of DMX modes and Frameres, Cable checker, Optical isolation on all outputs, DMX Boost function

Truss Booster RDM 1-6

50793 3-pole XLR

50794 5-pole XLR

Special features:

- Small Design for easy truss mounting
- DMX/RDM splitter for 6 outputs
- Powercon in /- Out
- Supports Remote Device Management (RDM) Protocol



Technical Information

Input connectors: 3 Pole XLR M
 Output connectors: 6 x 3 Pole XLR F / 1 x 3 pole XLR F (Thru)
 Power input: 100 ~ 240VAC, 50/60Hz
 Dimensions: 280 x 175 x 210 mm (LxWxH)
 Weight: 2 kg



Technical Information

Input connectors: 5 Pole XLR M
 Output connectors: 6 x 5 Pole XLR F / 1 x 5 pole XLR F (Thru)
 Power input: 100 ~ 240VAC, 50/60Hz
 Dimensions: 280 x 175 x 210 mm (LxWxH)
 Weight: 2 kg



DMX Booster Bar 4

50781 4 Channel DMX Booster 3 & 5p XLR

Special features:

- 3 and 5 pole XLR
- Powercon in- and output
- Sliding profile for easy mounting of fixtures and clamps
- Including TV spigot for stand mount



Technical Information

Powercon Input 240V / 50Hz (cable not included)
 Powercon Output 240V / 50Hz
 Length: 150 cm
 4 Power Outputs
 4 DMX Outputs
 3 and 5 Pole XLR Connectors
 DMX signal LED
 Power signal LED
 M-10 Sliding profile
 Spigot Adaptor

NET-2/3 Pocket

50807 2 Channel Artnet node, 3p XLR

Special features:

- Supports ArtNET and sACN protocol
- 2 universes DMX input or output
- Remote Setup Interface
- PoE (IEEE 802.3af)



NET-2/5 Pocket

50808 2 Channel Artnet node, 5p XLR

Special features:

- Supports ArtNET and sACN protocol
- 2 universes DMX input or output
- Remote Setup Interface
- PoE (IEEE 802.3af)



NET-8/3

50809 8 Channel Artnet/Klingnet node, 3p XLR

Special features:

- Supports ArtNET, sACN or KlingNET protocol
- 1Gbps data speed
- 8 universes DMX input or output
- High Speed Network in and output
- Webbrowser connection



Technical Information

Configuration examples:
 - ArtNet to 2x DMX output
 - 2x DMX input to ArtNet
 - Clone 1 DMX inputs to 1x DMX output and Artnet
 - HTP/LTP Merge 2x ArtNet to DMX output
 - HTP/LTP Merge DMX input and ArtNet to DMX output

Connections:
 Network: RJ45
 DMX: 2x 3-pin XLR
 Supported protocols: ArtNET, sACN, TCP/IPv4, DMX-512A
 Dimensions: 67 x 115 x 44 mm
 Power supply: 12VDC, 500mA or PoE (IEEE 802.3af)
 Power consumption: 6W max.
 Operating temp: 0 to +40 °C
 Weight: 335gr



Technical Information

Configuration examples:
 - ArtNet to 2x DMX output
 - 2x DMX input to ArtNet
 - Clone 1 DMX inputs to 1x DMX output and Artnet
 - HTP/LTP Merge 2x ArtNet to DMX output
 - HTP/LTP Merge DMX input and ArtNet to DMX output

Connections:
 Network: RJ45
 DMX: 2x 5-pin XLR
 Supported protocols: ArtNET, sACN, TCP/IPv4, DMX-512A
 Dimensions: 67 x 115 x 44 mm
 Power supply: 12VDC, 500mA, or PoE (IEEE 802.3af)
 Power consumption: 6W max.
 Operating temp: 0 to +40 °C
 Weight: 335gr



Technical Information

Configuration examples:
 - ArtNet to 8x DMX output
 - 8x DMX input to ArtNet
 - Split 1 DMX input into 7 isolated DMX outputs
 - Split 2x DMX input into 2x3 isolated DMX outputs
 - Clone 4 DMX inputs to 4x DMX output and Artnet
 - HTP/LTP Merge 2x ArtNet to DMX output
 - HTP/LTP Merge 2x DMX input to DMX output
 - HTP/LTP Merge DMX input and ArtNet to DMX output

Connections:
 Network: 2x RJ45
 DMX: 8x 3-pin XLR
 Power: Pro Power Connector
 Supported protocols: ArtNET, sACN, KlingNET, TCP/IPv4, DMX-512A
 Dimensions: 482 x 205 x 44 mm
 Power supply: 100-240VAC, 50/60Hz
 Power consumption: 20W max.
 Operating temp: 0 to +40 °C
 Weight: 1,8 Kg

NET-8/5

50810 8 Channel Artnet/Klingnet node, 5p XLR

Special features:

- Supports ArtNET, sACN or KlingNET protocol
- 1Gbps data speed
- 8 universes DMX input or output
- High Speed Network in and output
- Webbrowser connection



Technical Information

- Configuration examples:
- ArtNet to 8x DMX output
 - 8x DMX input to ArtNet
 - Split 1 DMX input into 7 isolated DMX outputs
 - Split 2x DMX input into 2x3 isolated DMX outputs
 - Clone 4 DMX inputs to 4x DMX output and Artnet
 - HTP/LTP Merge 2x ArtNet to DMX output
 - HTP/LTP Merge 2x DMX input to DMX output
 - HTP/LTP Merge DMX input and ArtNet to DMX output

Connections:
 Network: 2x RJ45
 DMX: 8x 3-pin XLR
 Power: Pro Power Connector
 Supported protocols: ArtNET, sACN, KlingNET, TCP/IPv4, DMX-512A
 Dimensions: 482 x 205 x 44 mm
 Power supply: 100~240VAC, 50/60Hz
 Power consumption: 20W max.
 Operating temp: 0 to +40 °C
 Weight: 1,8 kg

Net-5 PoE

50811 PSE for 4x PD

Special features:

- 5x 1000BaseT RJ45 ports
- 4x PoE+ outputs
- Completely silent, no fans
- 0-LED display for status check



Technical Information

Power Supply: 100~240VAC, 50/60Hz VAC
 Power Consumption: 100 W
 Weight: 1,2 kg
 Control Mode: TCP/IPv4
 Ambient Temp.: 0 ~ +40 °C
 Connection Input: RJ45
 Connection Output: RJ45
 Dimensions: 482 x 205 x 44 mm
 Ethernet speed: 10/100/1000Base-T

DMX Recpack 4

50822 DMX recorder with programmable switchpack

Special features:

- 4 Separate recordable DMX and switch outputs
- Programmable daily & weekly timers
- Programmable DMX input triggers
- 8GB internal memory
- Manual, Auto, Semi-Auto Recording modes



Technical Information

Power Input: 100-240VAC 50/60Hz
 Power Consumption @ Full Load: 3450W
 Programmable DMX outputs: 4pcs
 Programmable output switches: 4pcs
 Power output: 15A each channel / 15A Max Total
 Protocol: DMX-512
 Internal memory: 8GB
 DMX Input connections: 3 pole XLR
 DMX Output connections: 3 pole XLR
 Power input connector: Pro Power blue
 Power output connectors: Pro Power white
 Dimensions: 483 x 130 x 44mm
 Weight: 2,4 Kg

DR Pro Rack

50821 DMX Recorder

Special features:

- 128x160 Pixels, Colour LCD display
- 8 Memories for scenes, chases or shows
- Manual control, Real-time trigger, SMPTE/MIDI time code trigger, DMX trigger and DMX monitor
- 5 Hours internal recording time
- 4 Recording modes, Manual, Auto, Semi-Auto & Smart



Technical Information

Power supply: DC9-12V
 Power consumption: 6W
 Data signal: DMX/MIDI/SMPTE
 DMX connectors: 3pin XLR
 User mode: Auto/manual
 Intern memory: 2G
 Extern memory: <8G
 SMPTE mode: Event Trigger
 SMPTE connector: 3pin XLR
 Display: 128 x 160p
 Dimensions: 482 x 78 x 44 mm
 Weight: 1,1 kg

Multi Exchanger

50348 72CH. DMX/Analog 3 & 5p XLR



Technical Information

Voltage: 230V
 Dimensions: 483 x 130 x 45 mm (LxWxH)
 Weight: 1,65 kg



DMX Merge

50359 2-way DMX merger

Special features:

- Merge 2 DMX controllers to one DMX line
- HTP / LTP function
- Select Back up or merge mode



Technical Information

Voltage: 100~230VAC, 50/60Hz
 Power Requirement: 9VDC, 300 mA Min.
 (AC/DC adapter included)
 DMX Input: two 3-pin XLR male sockets on the front panel
 Extra: two 3-pin XLR male sockets on the rear panel
 DMX output: two 3-pin XLR female sockets on the front panel
 Extra one 3-pin XLR female sockets on the rear panel
 Dimensions: 483 x 73 x 45 mm (LxWxH)
 Weight: 1,15 kg

TR-512 Wallpanel

50824 RJ45

Special features:

- Dedicated for use with TR-515
- 6 trigger buttons
- Back light
- RJ45 connection



Technical Information

Input connector: RJ-45
 Frontpanel: 85 x 85 x 7 mm
 Installation depth: 29 mm (without connector)
 Dimensions: 85 x 85 x 36 mm

TR-512

50825 DMX Trigger/Recorder

Special features:

- OLED display
- 6 external triggers
- Record and Playback function
- Compact size



Technical Information

Operating voltage: 12V DC
 Power consumption: 500mA
 Control: DMX-512
 Connection: 3 pole XLR Male and Female
 RJ-45 for 6 external triggers (NC/NO)
 Storage: Micro SD
 Housing: Aluminium Extrusion
 Operating temperature: 0-45°
 Dimensions: 103 x 60 x 44mm
 Weight: 0.6 Kg

Tool Box

50829 DMX / Wifi / W-DMX cross convertor

Special features:

- Versatile cross convertor
- Battery Operated
- Wireless Solutions G5 module built-in



Technical Information

Power Supply: 5 VAC
 Weight: 0.8 kg
 Control Mode: DMX / Wifi / W-DMX
 Ambient Temp.: -10 ~ +45 °C
 Dimensions: 230 x 78 x 50 mm



Technical Information

DMX cable testing
 MIDI testing
 RJ45 (data) cable testing
 Channel tracer
 Timing analyzer
 DMX signal "flicker finder"
 LED PWM rate meter
 Programmable sequence recording/playback
 Send/receive DMX
 ArtNet testing and send/receive via ArtNet

Display type:	Full-Colour LCD
Display resolution:	240 x 320 pixel
Memory:	microSD card
DMX in port:	5-pin male connector
DMX out port:	5-pin female connector
DMX ports electrical standard:	ANSI E1.11 / ANSI E1.20
USB port:	RJ45 port supports TCP/IP, ArtNet; DHCP & Static IP assignment
USB Power consumption:	Micro USB B type
Cable tester:	300mA max
Operating temperature:	3/5-pin, open circuit, short circuit, wrong wiring
Dimensions:	0°C to +45°C
Weight:	66.5 x 115 x 44.5mm
Battery:	345gram
	9V battery (battery not included)

RDM Touch

50409 DMX/RDM + ArtNET + Midi

Special features:

- TFT Touch display
- Artnet
- RDM
- Multiple testing functions



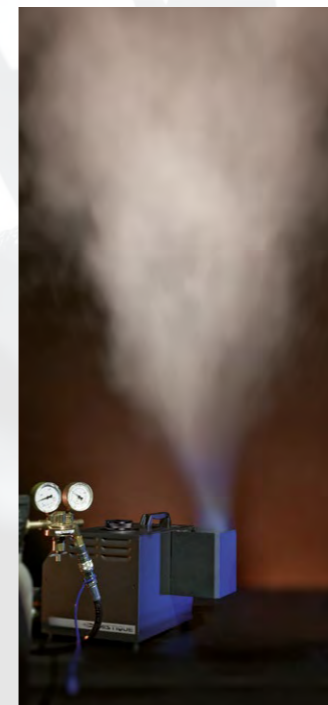
Mistique

60769 CO2 Hazer

Special features:

- Very even and thin haze ensures no visible cloudy effect on stage
- Customizable output direction gives extra flexibility
- Extreme silent operation due to CO2 supply
- Output and fan speed remote controllable by DMX and W-DMX
- Fast and easy setup with Q-lock CO2- hose system

- Very low fluid consumption
- Long lasting smoke
- Full colour TFT touchscreen
- Battery powered menu
- Automatic cleaning system



Technical Information

Input Voltage: 100-240VAC, 50/60Hz
 Power Consumption: 1250W max
 Heating Time: under 8 minutes
 Maximum Output: 5000 cu.ft/min
 Output Direction: up, down, forward
 Output Regulation: 5-40psi
 Fan Speed: 20-100%
 Tank Capacity: 2.5 Liter
 Liquid Type: MHL-2 only
 Liquid Consumption: 120ml/hour (@40psi)
 Gas Type: CO2, N2
 Gas Consumption: 0,36Kg/hour (@ 40psi)

Gas Pressure: 50 to 60 psi / 3.4 to 4.1 bar
 On Board: Battery powered LCD TFT touchscreen
 Control Mode: Manual mode, 2x Timer mode, DMX control, Wireless
 DMX control:
 DMX Mode: 1, 3, 5 channel
 Colour: Black
 Housing: Metal & Flame-retardant plastic
 Data Connection: Neutrik XLR 5p & 3p in- & output
 Gas Connection: Male Q-lock
 Power connection: Neutrik Powercon True1 in- & output
 Working environment: +5°C-45°C
 Ingress Protection: IP-20

Case for Mistique
D7271 Premium Line



MHL-2 Hazer Fluid
60569 2 Liter



Showtec What The Fog Series

If the pressure gets too high, simply let off some steam! Showtec's WTF-Effect machines are the perfect way to do this. Antari-based units with powerful outputs which add just that special touch at the flick of a switch. Create a dense fog or a subtle haze to turn your event into a night to remember.

WTF-F800

61130 800W Fogger

Special features:

- Powerful Output
- Stylish design
- 800W Heater
- Wired Remote control



Technical Information

Power Supply:	220-240 VAC
Power Consumption:	800 W
Weight:	4 kg
Dimensions LxWxH:	330 x 256 x 235 mm
IP Rating:	IP 20
Tank Capacity:	1 Liter
Fluid Consumption:	18 ml / min
Fluid Type:	Fog Fluid
Heater:	800 W
Output:	2500 cu.Ft / min
Initial Heat-up Time:	4 minutes
Remote:	Remote included

WTF-F1000

61131 1000W DMX Fogger

Special features:

- Powerful Output
- Stylish design
- 1000W Heater
- Remote control



Technical Information

Power Supply:	220-240 VAC
Power Consumption:	1000 W
Weight:	5.8 kg
Dimensions LxWxH:	385 x 270 x 247 mm
IP Rating:	IP 20
DMX channels:	1
Tank Capacity:	1.35 Liter
Fluid Consumption:	72 ml / min
Fluid Type:	Fog Fluid
Heater:	1000 W
Connection Power:	Schuko
Connection DMX:	XLR 3p In/Out
Output:	10000 cu.Ft / min
Initial Heat-up Time:	6 minutes
Remote:	Wired



WTF-J800

61132 800W Fog-Jet LED

Special features:

- Powerful Output
- RGB LED Source
- 800W Heater
- DMX / Wireless Control



Technical Information


Power Supply: 220-240VAC, 50 / 60 Hz
 Heater: 800W
 Light Source: 12 x 3W (4 Red, 4 Green, 4 Blue)
 Output: 3 meters' height
 First heat up time: 4.5 minutes
 Tank capacity: 2.4 Liters
 Fluid Consumption: 45ml / min
 Include Remote: YES, wireless remote W-2
 Power Input Connector: IEC
 Dimensions: 385 x 270 x 247 mm
 Weight: 6.3 KG

WTF-FZ1500

61133 1500W DMX Fazer

Special features:

- Controllable Output
- Stylish design
- 1450W Heater
- DMX control



Technical Information

Power Supply: 220-240VAC, 50 / 60 Hz
 Heater: 1450W
 Output: 6.000 cu.ft. /min
 First heat up time: 1.5 minutes
 Tank capacity: 5 Liters
 Fluid Consumption: 5.1 ml / min (full output)
 Power Input Connector: fixed cable
 Dimensions: 427 x 295 x 237 mm
 Weight: 15 KG



Showtec Dragon Series

Special FX's for special times

To complete any stage, festival, concert or mobile event setup the best way to do this is with Special FX gear. For this Showtec developed the Dragon Series, a range of effect-units for various applications.

Choose between fog-machines ranging from the Dragon 500 to the 2000W strong unit Dragon 2000 or try the Co2-simulator Dragon 1500 Upright with or without RGB lighting.

Make it snow, create a haze or a dense, thick fog, whatever you need. If you combine one of these units with the recommended, matching Showtec FX-liquids then you are good to go, simply at the flick of a switch.



Dragon 500

61100 400W Fogmachine

Special features:

- Compact and stylish design
- 400W Heater
- Including wired on/off remote control
- Including hanging bracket



Technical Information

Power Supply: 240VAC / 50Hz
 Heater: 400W
 Output: 4000 cu.Ft/min
 First Heat op time: 3 minutes
 Tank Capacity: 0,85 liter
 Fluid Consumption: 1L / 80 min. (full output)
 Include Remote: On-Off Remote
 Remote Connection: fixed
 Cable Length Remote: 5 meter
 Power Input: IEC
 Dimensions: 260 x 160 x 110 mm
 Weight: 2 kg



Dragon 1500

61102 1500W Fogmachine

Special features:

- Powerful Output
- Stylish design
- 1500W Heater
- Including Wired Remote Controller
- Suitable for Club, DJ, Stage



Technical Information

Power Supply: 240VAC / 50Hz
 Heater: 1500W
 Output: 30000 cu.Ft/min
 First Heat op time: 6 minutes
 Tank Capacity: 2,5 liter
 Fluid Consumption: 1L / 8 min. (full output)
 Include Remote: Wired Timer Remote
 Remote Connection: 5 Pole Din
 Cable Length Remote: 5 meter
 Power Input: IEC
 Dimensions: 300 x 400 x 190 mm
 Weight: 7 kg



Dragon 2000

61103 2000W Fogmachine

Special features:

- Powerful Output
- Perfect price / performance ratio
- Stylish design
- DMX-512 Control
- Including Timer/Remote Controller
- 2000W Heater



Technical Information

Power Supply: 240VAC / 50Hz
 Heater: 2000W
 Output: 40000 cu.Ft/min
 First Heat op time: 6 minutes
 Tank Capacity: 2,5 liter
 Fluid Consumption: 1L / 8 min. (full output)
 Include Remote: Wired Timer Remote
 Remote Connection: 5 Pole Din
 Cable Length Remote: 5 meter
 DMX-512: 1 Channel
 DMX Connector: 3 Pole XLR in-and out
 DMX Setting: By menu in display
 Power Input: IEC
 Dimensions: 455 x 262 x 210 mm
 Weight: 7,8 kg



Dragon 1500 Upright

61104 CO2-effect

Special features:

- Powerful Output
- CO2 simulating Effect
- Suitable for Club, DJ, Stage
- Including Wired Remote Controller



Technical Information

- Power Supply: 240V / 50Hz
- Heater: 1500W
- Output: 30000 cu.Ft/min
- First Heat up time: 5 minutes
- Tank Capacity: 2,4 liter
- Fluid Consumption: 1L / 7 min. (full output)
- Control: DMX 512 / 3 pin
- Include Remote: Wired Timer Remote
- Remote Connection: 5 Pole Din
- Cable Length Remote: 5 meter
- Dimensions: 300 x 400 x 190 mm
- Weight: 7,7 Kg



Dragon 1500 Upright RGB

61105 RGB CO2-effect

Special features:

- Colourful CO2 simulating Effect
- RGB LED system
- 1500W Heater
- Suitable for Club, DJ, Stage



Technical Information

- Power Supply: 240V / 50Hz
- Heater: 1500W
- Output: 30000 cu.Ft/min
- First Heat up time: 5 minutes
- Tank Capacity: 2,4 liter
- Fluid Consumption: 1L / 7 min. (full output)
- Control: DMX 512 / 3 pin
- Include Remote: Wired Timer Remote
- Remote Connection: 5 Pole Din
- Cable Length Remote: 5 meter
- LED: RGB 3-in-1 3W LEDs
- Dimensions: 300 x 400 x 190 mm
- Weight: 7,9 Kg



Dragon F-350

61108 Fazer

Special features:

- Smooth even output
- DMX Control
- Create a thin haze of fog
- 1000W Heater



Technical Information

Power Supply: 240V / 50Hz
 Heater: 1000W
 Output: 2000 cu.Ft/min
 First Heat up time: 3 minutes
 Tank Capacity: 1,5 liter
 Fluid Consumption: 1L / 55 min. (full output)
 Remote Connection: 5 Pole Din
 DMX-512: 1 Channel
 DMX Connector: 3 Pole XLR
 Include Remote: Wired Timer Remote
 Remote Connection: 5 Pole Din
 Cable Length Remote: 5 meter
 Dimensions: 490 x 300 x 190 mm
 Weight: 7,9 kg



Dragon S100

61110 Snow machine

Special features:

- Compact size
- Including hanging bracket
- Plug & Play



Wireless Remote Dragon Series

61120 Wireless Remote Controller



Technical Information

Power Supply: 240V/50 Hz
 Power: 250 Watt
 Liquid use: 1 minute/ 0,138L
 Tank capacity: 0,8 liter
 DMX: N/A
 Dimensions: 185 x 3340x 170 mm (WxDxH)
 Remote: Basic on/off remote (included)



FX Shot MKII

60906 Electric confetti shooter

Special features:

- Easy set-up and use
- Suited for 50cm and 80cm shooters
- Plug-and-play
- Powercon in/output



Technical Information

Size: 13 x 12 cm
 Weight: 1.7 kg
 Voltage: 230V
 Power: 100W
 Operation: 230V on/off or DMX by using a switch pack



FX shot baseplate

60907 For 1,2 or 4pcs FX shot

Special features:

- Easy set-up and use
- Suited for 40cm and 80cm shooters
- Plug-and-play

Technical Information

Size: 30 x 30 cm
 Weight: 3.5 kg



FX shot Cannon clamp

60909 Certified safety cable included

Special features:

- Easy set-up and use
- Suited for 40cm and 80cm shooters



Case for 8x FX Shot & 4x Baseplate

D7025 Flightcase



FX Gun

61030 Electric confetti shooter

Special features:

- Integrated Safety Catch
- 100 shots possible with one full charge
- 12V SLA Battery Pack Inside
- Fast charged in 6 hours



Technical Information

Power Input: 18VDC, 1000mA (max)
 Battery: 12V SLA Pack
 Consumption: 40 > 80cm Electric confetti cannons
 Dimensions: 450 x 190 x 75mm
 Weight: 2,5Kg (without shooter)



FX Blaster XL

61031 Co2 confetti shooter

Special features:

- Four output angles
- Co2 Powered unit
- Including flightcase
- Including Co2 connection-kit



Technical Information

Size (LxWxH): 66x38x135cm
 Weight : 56 Kg
 Power: CO2 gas (liquid)
 Control: Manual
 Consumption: Confetti
 Max. Distance: 25m
 Capacity: 10-15Kgs of confetti per minute

Set includes:
 3/8 Manual Valve for FX Blaster
 CO2 high pressure hose 3/8 Male – Female, 3 meter
 CO2 bottle to hose connector

Standard in flightcase: swivel wheels with brakes
 Confetti and cryogenic effect 4 Different output angles

FX Drop

61040 Curtain drop system

Special features:

- Plug & play backdrop drop system
- 20 kg load capacity
- Powercon daisy chain
- Road proof housing



Technical Information

Input voltage: 230V AC
 Power consumption: 30W
 Power connections: Powercon in- output
 Load capacity: 20Kg
 Rigging: M10 screw thread
 Weight: 1Kg
 Dimensions: 77 x 70 x 140 mm
 Power Cable: Not included
 Clamp: Not included

FX Ice Gun

61001 CO2 Shooter



FX Ice Jet MKII

61002 CO2 Shooter



Technical Information

Control: manual
 Consumption: 0,5Kg/s CO2 (use only CO2 bottle with dip pipe)
 Max distance: approx. 8m (depending on environmental temp and humidity)
 Dimensions: 570 x 210 x 70mm
 Weight: 3,1Kg

Technical Information

Input Voltage: 230VAC, 50Hz
 Power consumption: 20W
 Control: 230V on/off switch, or by DMX relay pack
 Consumption: 0,5Kg/s CO2 (use only CO2 bottle with dip pipe)
 Max distance: approx. 8m (depending on environmental temp and humidity)
 Dimensions: 130 x 80 x 130mm – Pipe: 205mm – Base: 200 x 125mm
 Weight: 2,9Kg
 Input & output Thread: 3/8"
 Powercon in/output

C02 3/8 Q-Lock Hose

- 61017 0,75m
- 61013 2,5m
- 61014 5m
- 61015 10m
- 61016 15m



C02 Q-Lock Regulator

- 61019 1x Female Q-Lock



C02 Bottle to 3/8 Q-Lock adapter

- 61020 Closed system



C02 90° 3/8 Q-Lock connector

- 61021 Closed system



C02 3/8 Q-lock release valve

- 61022 Closed system



C02 3/8 Q-Lock 2-way combiner

- 61023 Closed system



C02 3/8 Q-Lock 2-way splitter

- 61024 Closed system



C02 3/8 Q-Lock 4-way distributor

- 61025 Closed system



C02 3/8 to Q-Lock adapter female

- 61026 Closed system



C02 3/8 to Q-Lock adapter male

- 61027 Closed system



C02 90° 3/8 to Q-lock adapter male

- 61028 Closed system



C02 Q-Lock Shut-off valve

- 61029 Closed system



C02 High Pressure Hose

- 61010 5m, 3/8 male - female
- 61011 10m, 3/8 male - female
- 61012 15m, 3/8 male - female





Vestastraat 2, 6468 EX Kerkrade,
The Netherlands.

Phone Sales: +31 - (0)45 - 5667701

Email: sales@highlite.com | export@highlite.com

www.highlite.com

