

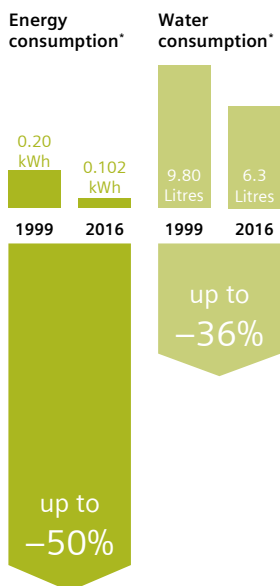
# The future moving in.

Discover the Siemens range of home appliances with stunning designs your friends will envy, clean lines that coordinate with the rest of your living space, and high quality materials that are a class apart – all sitting seamlessly together with the perfect balance between modern design and innovative technology.



## Washing Machines

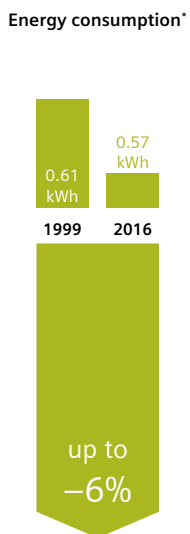
Consumption per kg laundry\*  
(hot/colours 60°C)



\*Based on programme, cotton coloured at 60°C. Comparison between energy and water consumption values of a standard washing machine from 1999 (0.2 kWh/kg, 10 ltr/kg) with values of **WM16W560GC** washing machine (0.102 kWh/ kg, 6.3 ltr/ kg) for full load.

## Dryers

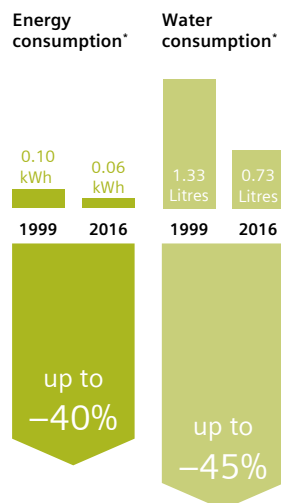
Consumption per kg laundry\*  
(cotton, cupboard dry, rotation speed: 1,000 rpm)



\*Based on programme, cotton cupboard dry, 1000 rpm. Comparison values of a standard dryer from 1999 (0.61 kWh/ kg) with values of **WT46G400GC** dryer (0.57 kWh/ kg) for full load.

## Dishwashers

Consumption per load/place setting\*  
1999: 12 place settings  
2016: 13 place settings



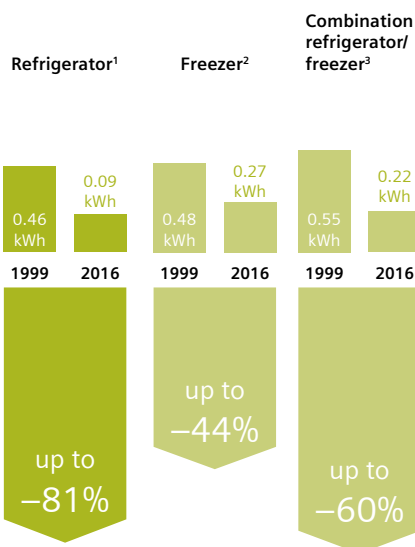
\*Based on a normal programme setting in accordance with EU regulation 1059/2010 (guideline 2010/30/ EU), comparison of consumption values for Siemens dishwasher **SN578S02TE** from 2016 with values for a comparable standard Siemens appliance from 1999 based on a standard economy 50°C cycle.

# Reduce energy and water consumption with Siemens.

All Siemens home appliances are extremely energy-efficient, and many boast A+++ energy efficiency, as a result of our ground breaking technologies.

## Refrigeration Appliances

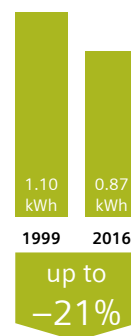
Energy consumption per 100 Litres in 24 hours\*



\*Based on a normal programme setting, comparison of consumption values for Siemens refrigerator **KS36VWV30G**<sup>1</sup>, Siemens freezer **GS36NVW30G**<sup>2</sup>, and Siemens combination refrigerator/freezer **KD29VWV30M**<sup>3</sup> from 2016 with values for comparable standard Siemens appliances from 1999.

## Electric Range/Oven

Energy consumption to DIN EN 50304\*



\*Based on a normal programme setting, comparison of consumption values for Siemens electric oven **HB67GGS1B** from 2016 with values for a comparable standard Siemens appliance from 1999.

eco+  
More efficiency.  
more performance

# Knowledge and expertise, when you need it, where you need it.



## Knowledge and expertise only the manufacturer can provide.

Choosing a Siemens appliance gives you access to an expert Customer Service Team who will always be there to help, for the lifetime of your appliance. Whether it's replacement spare parts or accessories, our highly trained Siemens Customer Service staff are at hand for fast, expert and reliable advice and assistance. Siemens Customer Service is fully supported by our FAQs with videos, and an instruction manual download page on our

website. The Siemens precision and vision that goes into our manufacturing process extends right through to our customer service 24 hours a day.

Visit [www.siemens-home.bsh-group.com/ae](http://www.siemens-home.bsh-group.com/ae) for Product information, downloadable brochures, Videos, Instruction manuals and FAQ's.



### Our services



Expert advice



Accessories  
and cleaning  
products



Original  
replacement  
spare parts





# Innovation has a new look.

Innovation is at the heart of every Siemens technology. It is what drives Siemens beyond the conventional home appliance. We make sure each item from Siemens works perfectly from the inside and has exquisite form on the outside. For instance, with the bottom freezer in Siemens refrigerators, you get the perfect balance of function and design, and with the sensoFresh program in the washing machines, you are able to remove the toughest odours from your clothes, without using any chemical additives or detergent.







# Discover quality of high standards.

Siemens Home Appliances is Europe's leading brand in the built-in sector, setting the standard in the marketplace. A commitment to quality and intellectual open-mindedness turns visionary ideas into genuine innovations that demand respect. The result is a unique world of products comprising of appliances fit for a modern, dynamic society, turning high-tech into something that can be experienced first-hand. Siemens is distinguished by the highest quality standards, along with expertise that spans the full spectrum of modern home appliances; a portfolio that comprises of refrigeration and cooking products, dishwashers, washing machines, floor-care appliances and small home appliances.





## Creating relationships, building reputations.

When it comes to equipping large and prestigious properties, Siemens is unmistakably the leading partner in the industry as a premium brand increasing in value and commanding a better image. Working with Siemens Home Appliances, an international company that has a rich history of more than 50 years and a team consisting of experienced, professional specialists, allows you to execute projects professionally using innovative technology and high quality reliable products.





## Style deserves recognition.

It is easy to see the level of quality Siemens Home Appliances products offer, as well as the sleek design they have come to be known for. The recognition we have received along the way is a testament to our dedication to home appliances that enhance lives in new and exciting ways. With innovation and reliability at the heart of every Siemens appliance, the brand has gained international recognition by winning many prestigious international awards. From iF to reddot, our list of accolades showcase our dedication to better home appliances for a better life.



# Moving forward with every step.

## List of GCC projects undertaken during 2005 to 2016.

Country	City	Project Name	Developer	Residential Units	Year of Completion
Oman	Muscat	Sarrya Bandar Al Jissah	Sarrya Bandar Al Jissah	112	2017 (ongoing)
Oman	Muscat	Precinct 10	Al Mouj	242	2017 (ongoing)
Oman	Muscat	Juhaina		24	2017 (ongoing)
UAE	Abu Dhabi	Four Season Hotel	Mubadala	91	2015*
UAE	Abu Dhabi	Hidd Al Saadiyat Villa	SSPD	103	2015*
Pakistan	Islamabad	Karakoram	Karakoram Enterprises	276	2017
Qatar	Doha	Retaj INN Marina Doha Residences	Retaj Hotels & Hospitality	250	2016
Qatar	Lusail	Arab Center for Research & Policy Studies	Conmined Group	150	2016
Qatar	Doha	Musheireb Down Town Doha – Phase 1C	Musheireb Properties	90	2016
Qatar	Doha	Musheireb Down Town Doha – Phase 3	Musheireb Properties	80	2016
Oman	Muscat	PASI	PASI	615	2016
Kuwait	Kuwait city	Ikaros	Mr. Abdullah najjar	32	2016
Oman	Muscat	Villa Complex - Al Khoudh		16	2016
Oman	Muscat	ROP Villas		10	2016
Qatar	Doha	Rayyan Plaza Hotel & Office complex	Arabtec Constructions Co W.L.L	99	2016
Qatar	Doha	Almakki Luxury Residence	Almakki Group	23	2016
Qatar	Doha	Burj Damac Marina	Lusail	118	2016
Qatar	Doha	Al Wabb Complex-	Adil Jaidah & Associates	30	2016
Qatar	Doha	Villa Complex Salwa Road	Adil Jaidah & Associates	214	2016
Qatar	Doha	Beverly Hills	Al Asmakh Property	318	2016
Qatar	Doha	Grand Hayat Hotel	Grand Hayat Hotel	100	2016
Qatar	Doha	Sedra Residences –The Pearl Doha by Rotana	Rotana	250	2015
Kuwait	Ahmadi	KOC guest house	KOC	26	2015
UAE	Dubai	Derby Residences	The Hills Real Estate Development	250	2015
UAE	Dubai	Dream Tower	The Emirates Islamic Bank	219	2015
UAE	Dubai	Sustainable City	Diamond Developers	598	2015
UAE	Dubai	Erantis Villas	Erantis	16	2015
Kuwait	Kuwait city	Al Marzouk Mall Project	Eng Mohammed adawi	12	2015
Oman	Muscat	Residential Complex Mawaleh		44	2015
Oman	Muscat	Residential Complex Seeb		44	2015
UAE	Abu Dhabi	New York University	Mubadala	900	2014
UAE	Abu Dhabi	Capital House	Sino Gulf Investments	332	2014
Qatar	Rayyan-Doha	Qatar Foundation Male & Female Student Housing Complex	Qatar Foundation Capital Projects and Facilities Management	472	2014
Qatar	Doha	Intercontinent Al Doha - The City	IHG	180	2014
Kuwait	Bnaid AlQar	AlMasaleh	KEO	142	2014
Kuwait	Kuwait city	Dehdari General Trading Co. Project -	Mr Mahmoud and Hassan Dehdari	100	2014
Oman	Muscat	The Mews		10	2014
Oman	Muscat	Mosaic Villas		10	2014
Kuwait	Salmia	Sadiq Ashknani	AlAsyawia	110	2013
UAE	Abu Dhabi	Beach Tower	Al Dhahery	300	2013
UAE	UAE	Mixed Use Development	H.H. Al Nahyan	182	2013
Kuwait	Salmia	Shaikha Nazila	1st united	25	2012
Kuwait	Messilla	Jumaira Hotel	SOM	95	2012

# Moving forward with every step.

## List of GCC projects undertaken during 2005 to 2016.

Country	City	Project Name	Developer	Residential Units	Year of Completion
Qatar	Doha	Bilal Pearl Tower & Town Houses – Porto Arabia, The Pearl Qatar	Ahmed Hassan Bilal Trading & Contracting	180	2012
Qatar	Doha	Madina Centrale – The Pearl Qatar		538	2012
Qatar	Doha	Crowne Plaza Doha – The Business Park		100	2012
Qatar	Doha	Al Majed Tower	Developer – Al Majed Group	200	2012
UAE	Abu Dhabi	Rosewood Hotel & Apts	Mubadala	180	2012
UAE	Abu Dhabi	Mangrove Villa	H.H. Al Nahyan	91	2012
UAE	Dubai	Burj Al Salam	Abdulsalam Alrafi Group	450	2012
UAE	Dubai	Nilona Tower-Marriott Executive Apartment	Onyx Group	352	2012
Oman	Muscat	Al Muriya	Orascom	110	2011
Qatar	Doha	Dar Al Salam Residential Compound	Shk. Nasser Bin Faleh Althani Group	128	2011
Kuwait	Bnaid Alqar	Adams		500	2011
Kuwait	Faisalia	Shaab	Ghazwa	46	2011
UAE	Abu Dhabi	Capital Plaza	REISCO	32	2011
UAE	Dubai	Maze Tower	Al Roustamani Group	400	2011
Oman	Muscat	Asian Beach Games Village		350	2010
Oman	Muscat	Asian Beach Games Village		210	2010
Oman	Muscat	Wave	Al Futtaim	76	2009
UAE	Dubai	Scala Tower	Al Madar	70	2009
UAE	Dubai	23 Marina	Hiranandani Group	182	2009
Oman	Muscat	Wave	Al Futtaim	291	2009
Kuwait	Nofa	Mahboola	KEO	114	2008
UAE	Dubai	Iris Blue	Iris Building for Life	70	2008
UAE	Dubai	Discovery Garden	Asteco	27	2008
UAE	Dubai	Dusit Marina			2008
UAE	Dubai	Jumeirah Park	Nakheel	146	2008
UAE	Dubai	Golden Mile	Nakheel		2008
UAE	Dubai	Fairmont Residences	IFA Hotels & Resort	780	2008
UAE	Dubai	Jumeirah Beach Residences	Dubai Properties	558	2007
UAE	Dubai	World Trade Center Residences	Jumeirah Living	36	2007
UAE	Dubai	The Villa	Dubai Properties	2	2007
UAE	Dubai	Burjuman Residences	Rotana	80, 10, 5	2005
UAE	Dubai	Grosvenor House	Le Meridien	217	2005



Exceptional appliances  
deserve exceptional  
customer service.



# Ceramic Hobs

## Ceramic glass care

Material number: 00311502



- This pack contains everything you need to keep ceramic hobs looking immaculate. The scraper cleans tough, burnt-on grease, while the cloth and cleaning fluid leaves an attractive, shiny finish
- Scraper easily removes burnt-on marks without damaging the glass surface
- Cleaning fluid is specially formulated for cleaning glass
- The scraper, fluid and spare blades can also be purchased separately

## Ceramic glass care

Material number: 00311499



- Superb cleaning action on ceramic hobs
- Easy to use and very effective
- Also available as part of the maintenance pack for ceramic hobs (code: 00311502)
- 250ml bottle

# Washing Machines & Dishwashers

## Descaler

Material number: 00311506



- Over time, limescale can progressively build up and cause harm. Our descaler removes this limescale and can extend the lifetime of your appliance
- Easy to use, removes harmful limescale from machines
- Recommended in hard water areas every three to six months for washing machines and once a year for dishwashers (if used according to the instruction manual)
- One box equals one dose

## Washing machine cleaner

Material number: 00311610



- By regularly using this cleaning product, your washing machine can continue to deliver outstanding results
- Removes residue deposits and remnants of detergent and fabric conditioner
- Can help to reduce odours caused by regular low temperature washes
- Can improve washing results by reducing spots and marks on laundry
- For use every three months – one box equals one dose

# Dishwashers

## Dishwasher maintenance cleaning powder

Material number: 00311580



- With food debris put inside each time it is used, it is important to clean a dishwasher thoroughly. This powder gives an intensive clean and removes tough residue
- Gives your dishwasher a powerful clean
- Removes grease, starch and protein residue
- Use every 4 to 6 months

## Dishwasher care

Material number: 00311565



- This liquid should be used on a regular basis to keep your dishwasher clean and prevent odours
- Removes grease and limescale from the dishwasher
- Quick and easy to use
- Use every 1 to 2 months

# Automatic Coffee Machines

## Descaler

Material number: 00311556



- Original brand cleaning product
- Six tablets per pack
- Regular descaling can help to ensure excellent appliance performance and a longer lifetime
- No cleaning properties – for cleaning, please order 00310575
- Not for use with galvanised steel or enamel appliances, except for acid-resistant enamel
- Full instructions included

## Cleaner

Material number: 00311769



- For fully automatic coffee machines and thermos flasks
- Removes any kind of dirt or clogging due to coffee fat
- Can also be used for cleaning thermos flasks or coffee pots
- Recommended cleaning approximately every two weeks
- Allows appliance to operate perfectly over time
- Box of 10 tablets of 1.6g

# Stainless Steel Finish Appliances

## Cleaner

Material number: 00311136



- Guarantees best results in cleaning modern stainless steel surfaces
- Cleaning powder removes grime and marks
- Includes cleaning powder 100g

## Cleaning products

Material number: 00311775



- Stainless steel looks great when it is new, but to keep that showroom shine requires maintenance. This pack contains the products needed to keep stainless steel looking its very best
- Cleaning powder removes grime and marks
- Conditioning cloths are impregnated with the special oil that protects the surface from fingerprints and marks
- Cleaning powder and cloths are also available separately

## Cleaning products

Material number: 00311567



- Keeps stainless steel appliances looking good
- Protects against the build-up of dirt and marks, such as fingerprints
- For cold and hot surfaces and suitable for aluminium
- Effective and easy to use
- Completely food safe
- Disposable cloths impregnated with this product are also available (product code: 00311134)
- 100ml bottle

## Cleaning products

Material number: 00311134



- Each box contains 5 cloths individually packed
- Suitable for the care of modern designed stainless steel surfaces
- Inhibits the build-up of dirt
- Prevents marks such as fingerprints on the surface
- Individual cloths impregnated with a special kind of oil
- Food safe

# Stainless Steel Finish Appliances

# Vacuum Cleaners

## Cleaning products

Material number: 00466148



- These microfiber cloths are ideal for a range of cleaning tasks in the kitchen. Using just water, you can clean a range of surfaces. For stainless steel, you can use e-cloths for day-to-day cleaning and our conditioning products periodically for a thorough clean
- Pack includes one green cleaning cloth and a blue polishing cloth
- Can be washed up to 300 times
- Tiny fibers on cloths have outstanding cleaning properties

## Dust bags – Type G

Material number: 00468383



- Original Siemens dust bags are designed to maximise the cleaning capability of your Siemens vacuum cleaner. The specially developed material assists in filtering dust particles whilst cleaning and are also self-sealing for easier and hygienic changing of the bag

# Vacuum Cleaners

## Dust bags – Type GXXL/GXL

Material number: 00576863



- Original Siemens dust bags are designed to maximise the cleaning capability of your Siemens vacuum cleaner. The specially developed material assists in filtering dust particles whilst cleaning and are also self-sealing for easier and hygienic changing of the bag

## Dust bags – Type G All Plus + 1

Material number: 00577549



- Original Siemens dust bags are designed to maximise the cleaning capability of your Siemens vacuum cleaner. The specially developed material assists in filtering dust particles whilst cleaning and are also self-sealing for easier and hygienic changing of the bag

## Dust bags – Type P

Material number: 00468264



- Original Siemens dust bags are designed to maximise the cleaning capability of your Siemens vacuum cleaner. The specially developed material assists in filtering dust particles whilst cleaning and are also self-sealing for easier and hygienic changing of the bag

## Dust bags – Type K

Material number: 00468265



- Original Siemens dust bags are designed to maximise the cleaning capability of your Siemens vacuum cleaner. The specially developed material assists in filtering dust particles whilst cleaning and are also self-sealing for easier and hygienic changing of the bag

# Ovens

As intuitive as cooking itself.





# Get coordinated.

The beautifully designed and uncluttered fascias of the Siemens range of cooking appliances all feature clearText TFT displays, full-steel rotary controls, touch sensitive electronic controls with stunning blue light indicators and wrap around door design. This level of detailing does more than just convey an elegant impression of style, it also allows for perfect coordination between appliances.

Cooking is an intuitive almost instinctive process; the user interface on our ovens has been designed to enhance that natural approach. Siemens want you to use technology with spontaneity and passion, keeping cooking in control and resulting in delicious meals. Simply press the on/off button, and let the logical order of the buttons and rotary control support guide you through the process of operating the oven. The blue indicator lights above each button and text display provide clear confirmation of active functions, while the display also provides suggestions for optimum settings.

Set within the High Resolution clearText (TFT) display the clock acts as a minute minder, letting you pre-set the oven to switch it off and on as you wish. Inside is just as elegant as out, with grey enamel that is extremely hard wearing. Scratch and impact resistant, the interior contains a bright halogen light that allows a clear view of the contents without having to open the door during cooking. Finally the unique exterior makes use of the highest quality stainless steel, gracefully wrapping the softClose door. Not only does it convey an impression of absolute quality, it also allows for perfect coordination between selected iQ500 and iQ700 models.



# Simply the best.

Life's pleasures often lie in the simplest things. A philosophy that is essential to the design of the iQ700 ovens with their easy to use clearText TFT display and time saving activeClean® self-cleaning system. Supreme features that mean you can enjoy cooking even more.



TFT clearText display - cooking has never been clearer.



## TFT touchDisplay Plus

It's never been this easy to keep an eye on your cooking. Bigger size, brighter colours, higher contrast and better resolution. The TFT touchDisplay Plus sets new standards in usability to give you total control. Every programme is easily selected and information can be read at a glance.





activeClean® - ovens that clean themselves.



### activeClean


The easiest way to clean an oven: Let the oven clean itself with activeClean. It does so by heating up to very high temperatures – turning all residues into ash, which can be easily wiped away. Thanks to a special coating, the telescopic rails, baking tray, racks and rails can be cleaned at the same time.

# Now we are cooking.

Stylish design and intelligent innovation perfectly engineered to meet the demands of today's busy lifestyles. No matter what you're cooking, there is a range of functions and features to help you cook-up the perfect meal.



Telescopic rail system: Optional accessory which allow shelves to glide out effortlessly and safely.



## bakingSensor

Thanks to the innovative sensor technology, you can now bake with ease. The **bakingSensor** measures the humidity within the oven so that the oven itself can automatically tell you when your dish is ready.



## varioSpeed

Dishes get ready 50% faster than before. Outstanding taste, cooked in the time you have. Your favourite dish gets ready 50% faster than before. Whether it's a little snack or an elaborate feast, you can now adjust the cooking time at your own speed of life.



## Integrated microwave

The integrated microwave has a lot to offer: More space in your kitchen and more flexibility when cooking. You don't need a separate appliance, since the oven has all the functions of a regular microwave to prepare dishes reliably and time-efficiently.



### **pulseSteam**

Preparing your dish with steam is easy – thanks to **pulseSteam**. It means you can keep dishes juicy, or make the perfect bread crust - as the moisture vaporises on the surface of the dough to make it deliciously crusty.




### **cookControl Plus**

Simply select the required dish and enter the weight - the **cookControl Plus** function immediately provides individual recommended settings for perfect cooking and complete peace of mind.



### **Multilevel LED-illumination**

With energy-efficient LEDs on the side walls of the oven, your food is always perfectly illuminated – regardless of where you place it and how many levels you use.



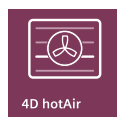
### **roastingSensor Plus**

Reduce time in constantly checking the perfect colour and softness of your roast. Achieve the best result with **roastingSensor Plus** – making it easier than ever before.



### **coolStart**

Cooking frozen food in the oven is now even faster thanks to the innovative **coolStart** function. With the support of this intelligent heating, you can now cook frozen food without needing to preheat the oven - saving time.



### **4D hotAir**

Promoting better energy efficiency, **4D hotAir** gives you perfect cooking results on every shelf.

# Hobs

Easy to clean, easy to cook with.





# Speed. Energy-efficiency. Style.

Our traditional induction hob range feature automatic pan recognition ensuring that only the pan in contact with the surface heats up. Induction cooking is quicker than gas and much more energy efficient, allowing you to enjoy speedy food whilst being kinder to the environment.





Induction

### Induction

Induction cooking is recognised as being one of the quickest, safest and most efficient methods of cooking available. When a pan with a ferrous or magnetic metal base is placed on the hob, the coil situated below the ceramic surface uses an electromagnetic field to create heat, almost instantly heating the pan. With only the base of the pan heated the cooking zone stays cooler.

Easier to clean and safer to use, because the ceramic cooking top is warmed only by the heat transferred back from the cookware and its contents, spillages are less likely to burn on, and there is normally no need to wait for the glass to cool down before simply wiping it over with a cloth. And if you turn on an induction hob without

having a pot or pan on it, there is no risk of burning yourself, because the hob itself doesn't heat up.

### Automatic pan recognition.

Energy-efficiency is at the heart of Siemens products, and is at the heart of automatic pan recognition. Only the area of the hob in contact with the pan receives energy, meaning energy isn't wasted by heating the entire unit. Not only will this lower your carbon footprint, but it will also reduce your utility bills.

### Faster cooking made quicker.

Power boost increases the power output of selected zones by 50%, allowing precision heat when you need it most - perfect when time is of the essence.



# Enjoy a new cooking experience.

The Siemens hob range combines eye-catching design with razor-sharp looks, together with innovative technology and ergonomic design. All created to coordinate beautifully with other Siemens appliances.







### flexInduction

A hob that fits in with your lifestyle, flexInduction is no-compromise cooking at its best. Siemens flexInduction hobs are a must for diverse cooking. The cooking area can be tailored to your needs, enabling you to use a small area as traditional induction hobs with four or five separate zones, for boiling rice, for example, or you can choose to link the zones together to form one zone for larger cooking pans. The new extended cooking surface can accommodate pans of any size, even several pans placed anywhere on the surface at the same time. With all the advantages of induction cooking, flexInduction also includes boost settings, automatic pan recognition and touchSlider controls.

Each flexInduction zone uses four innovative elongated oval inductors beneath the glass, each of which can act independently to sense the presence of cookware on the hob. Only if cookware is detected will the individual inductors work, ensuring efficient operation whether a 10cm diameter milk pan is placed in one corner or a large griddle plate covers the whole zone. With only specific areas active at any particular time, no energy is wasted. And for an even more versatile cooking experience, the newly designed triple flexInduction hob provides the ultimate in flexible cooking with three flexInduction zones, fitting in with your lifestyle, flexInduction is no-compromise cooking at its best.

Stop making dinner and start enjoying a cooking experience.

# Precision control at the touch of a button.



The stylish design of the touchSlider sits flush to the appliance; similar to the touch pad of a laptop, technology and design enthusiasts alike will revel in its functionality. Not only does the touchSlider allow for a great degree of cooking control, it's also easy to clean as there are no protruding parts.



Easy to monitor status.



Greater control with touchSlider.



### touchSlider

Designed with sleek controls that are simple to use and state-of-the-art technology that gives you a precise control over your hob. When activated, the power level is displayed for each zone, allowing you to monitor their status at a glance.

The stylish and ergonomic touchSlider allows you to simply slide your finger across the temperature

scale to the desired setting, with control advances in half-levels from 1 to 9. You can also touch the desired level directly for faster adjustments to the cooking zone temperature. All 60cm models are controlled with one single 9.5cm touchSlider control, while the extra wide models have one, four or five 8cm touchSlider controls.



Control your  
cooker's  
flame height  
precisely.





### **stepFlame Technology**

Checking under the pot to see the flame height is no longer necessary thanks to Siemens Gas Cooktops with stepFlame technology. Each individual burner can be set to nine different flame levels and you can indicate the flame level you selected through the display panel. Be more precise and let Siemens Gas Cooktops with stepFlame technology adjust the flame height while cooking.

# Hoods

Outstanding extraction, outstanding engineering.











# Enjoy a fresher kitchen.

**Banish unwanted steam, grease and cooking smells from your kitchen, no more misted windows, or greasy surfaces, just fresh-smelling surroundings.**

The technology built into Siemens hoods eliminates grease, steam and odours, effortlessly and quietly from your cooking space. We know that a kitchen is not only a place to cook; it is a place to entertain, relax after a hard day's work, or spend time with friends and family. The motors in our cooker hoods and specially designed housing mean an even quieter operation and fewer disturbances for you.

An ultra-sound sensor detects the level of steam or air and adjusts the extraction power automatically. You can use the intensive setting to temporarily boost the extraction rate to cope with particularly demanding cooking conditions, for instance when stir-frying. Models that feature this will revert back to normal automatically after ten minutes so you don't have to remember to switch it back yourself.

Ideal for removing strong, lingering cooking odours like curry or fish, or simply to keep your kitchen fresh throughout the day, the interval operation setting will turn the hood on to ventilate the kitchen for a couple of minutes every hour. Some models even have an automatic run-on facility, the hood works for an additional ten minutes to deal with any lingering cooking odours before switching itself off.

Beautifully designed, the hoods feature control options that coordinate with Siemens iQ700 ovens and compact appliances; five control options, light and electronic soft buttons. When you are busy cooking, you shouldn't have to stop to think about how your cooker hood works. That's why we put a lot of effort into making our hood intuitive and easy to use. Our lighting contributes to this, both illuminating your hob as well as making it an attractive feature.



# How to choose your hood.

With the trend for open-plan living, a quiet and efficient extractor is essential to deal with the strong cooking odours as well as the grease-laden air that can otherwise linger throughout the house. There are two vital points to consider when choosing a hood, the first is whether you want the hood to be ducted or re-circulated, and the second is its power rating. Here are some helpful pointers.



### **Ducted or recirculated?**

For optimum performance, your extractor hood should be ducted to the outside of the house, so that the extracted air is vented outside. But sometimes this is not practical, so most Siemens hoods can also operate in re-circulating mode; where the air is passed through the metal filter to remove grease, and then through a carbon filter to remove odours before being directed back into the kitchen. Although the extraction rate is slightly lower when using this method than ducted extraction and the carbon odour filter will need to be replaced, re-circulating the air offers an energy efficient benefit; cool air is retained in the home in the summer and warm air does not vent out during winter months.

### **The power to perform.**

Your chosen hood must be powerful enough to effectively remove moisture and cooking odours from your kitchen. The hood should be able to change the air in the kitchen 10 times per hour. Using this quick calculation you can check whether a hood is sufficiently powerful. Firstly, calculate the volume of the kitchen (H x W x D metres). Next multiply that figure by 10. The resulting figure is the maximum extraction rate you require.



# Cooking Appliances - Oven

## HB676GBS1M Stainless steel, Oven



### Type of oven / heating system:

- Oven with 13 heating methods: 4D hot air, Hot Air eco, Conventional heat, Conventional heat ECO, Hot air grilling, Full width grill, Half width grill, Pizza setting, Deep-frozen food special, Bottom heat, Soft steaming, Plate warming setting, Hold warm setting
- Temperature range 275 °C
- Cavity volume: 71 l

### Cleaning:

- pyroKlean function
- Pyrolytic proof trayholder and baking tray
- Full glass inner door

### Comfort:

- 3,7"-color and text display with touch-control buttons
- Temperature proposal
- Actual temperature display
- heating-up control
- Sabbath setting
- SoftMove: gentle opening and closing of the oven door.
- Supporting systems: Dish categories
- Electronic clock
- Rapid heating-up
- LED light, Independent oven interior light button
- Integral cooling fan
- Stainless-steel fan
- Info button
- Bar handle

### Hook-in racks / rails:

- Cavity with shelf support rails, Telescopic slide-out Accessory

### Accessory:

- 2 x combination grid, 1 x universal pan

### Environment and Safety:

- Maximum window temperature 30° C
- Child lock
- Automatic safety switch off
- Residual heat indicator
- Start-/Stop button
- Door contact switch

### Technical Info:

- Length of mains cable: 120 cm
- Total connected load electric: 3.6 KW
- Appliance dimension (HxWxD): 595 mm x 595 mm x 548 mm

### Optional Accessories:

- HZ29020 Conversion cabinet, HZ29041 Conversion cabinet, HZ324000 Insert wire shelf, HZ327000 Baking stone, HZ617000 Pizza tray, HZ625071 Grill tray, enamelled, HZ631070 Enamelled baking tray, HZ632070 Universal pan, HZ633001 Lid for professional pan, HZ633070 Professional pan, enamelled, HZ633073 Professional pan, enamelled, HZ634000 Baking and roasting grid (standard), HZ636000 Glass pan, HZ638170 1 level telescopic rail, full ext, pyro, HZ638270 2 level telescopic rails, full ext,pyro, HZ638370 3 level telescopic rails, full ext,pyro, HZ66X650 Cover Strip, HZ86S000 Accessory, HZ915003 Glass roasting dish, 5,4 L

iQ 700

A+



## HB632GBS1M Stainless steel, Oven



### Type of oven / heating system:

- Oven with 8 heating methods: 4D hot air, Hot Air eco, Conventional heat, Conventional heat ECO, Hot air grilling, Full width grill, Pizza setting, Deep-frozen food special
- Temperature range 30 °C - 300 °C
- Cavity volume: 71 l

### Design:

- Rotary Control
- Cavity inner surface: Enamel anthracite

### Cleaning:

- Ecolyse features: back panel
- Full glass inner door

### Comfort:

- 2,8"-TFT-color and text display with touch-control buttons
- Temperature proposal
- Actual temperature display
- heating-up control
- Bottom, Oven door with softClose, soft opening
- Electronic clock
- Rapid heating-up
- Halogen interior lighting, Independent oven interior light button
- Integral cooling fan
- Stainless-steel fan
- Info button
- Bar handle

### Hook-in racks / rails:

- Cavity with shelf support rails, Telescopic slide-out Accessory

### Accessory:

- 2 x combination grid, 1 x universal pan

### Environment and Safety:

- Maximum window temperature 40° C
- Child lock
- Automatic safety switch off
- Residual heat indicator
- Start-/Stop button
- Door contact switch

### Technical Info:

- Length of mains cable: 120 cm
- Total connected load electric: 3.65 KW
- Appliance dimension (HxWxD): 595 mm x 595 mm x 548 mm

### Optional Accessories:

- HZ29020 Conversion cabinet, HZ29041 Conversion cabinet, HZ324000 Insert wire shelf, HZ327000 Baking stone, HZ617000 Pizza tray, HZ625071 Grill tray, enamelled, HZ631010 Baking tray, anti-adherent coating, HZ631070 Enamelled baking tray, HZ632010 Universal pan, nonstick coating, HZ632070 Universal pan, HZ633001 Lid for professional pan, HZ633070 Professional pan, enamelled, HZ633073 Professional pan, enamelled, HZ634000 Baking and roasting grid (standard), HZ636000 Glass pan, HZ638100 1 level telescopic shelf rails, full ext, HZ638200 2 level telescopic shelf rails, full ext, HZ638300 3 level telescopic rails, full ext, HZ66X650 Cover Strip, HZ86S000 Accessory, HZ915003 Glass roasting dish, 5,4 L

iQ 700

A+



# Built-in Ovens

## HV541ANSO

Stainless steel, Built-in single oven, 90 cm, Black



### Type of oven / heating system:

- Heating system multifunction (9 heating modes: Full width grill, Hot Air eco, Hot air, Half width grill, Conventional heat, Pizza setting, Bottom heat, Circulating Air, Hot air grilling)
- Temperature range 50 °C - 250 °C
- Integral cooling fan

### Measures:

- Cavity volume: 77 l
- Dimensions of the product (mm): 478 x 896 x 568

### Cleaning:

- Catalytic side liners, Catalytic back liner
- Smooth oven interior
- Oven cavity with removable rack supports
- Removable oven door for easy-cleaning

### Comfort:

- Electronic clock
- Retractable controls
- Full glass inner door
- Oven interior light with two lamps
- 1 level telescopic shelf
- 2 x enamel baking tray, 1 x combination grid

### Environment and Safety:

- Total connected load electric: 3 KW

**iq 500**

A



## HV331ABS0

Stainless steel, Built-in single oven, 90 cm

### Type of oven / heating system:

- Heating system multifunction (7 heating modes: Circulating Air, Hot air grilling, Pizza setting, Conventional heat, Full width grill, Hot air, Hot Air eco)
- Temperature range 50 °C - 250 °C
- Integral cooling fan

### Cleaning:

- Smooth oven interior
- Oven cavity with removable rack supports
- Removable oven door for easy-cleaning

### Comfort:

- Electronic clock
- Full glass inner door
- Oven interior light with two lamps
- 1 x enamel baking tray, 1 x combination grid

### Environment and Safety:

- Total connected load electric: 3 KW

**iq 500**

B



## HG10LG050M

Stainless steel, Oven

### Type of oven / heating system:

- 3 Operating methods: Gas bottom heating, Max Rotisserie, Full-surface grill/broiler
- Grill heating element: Gas 2.2 KW
- Oven burner with Knob ignition
- Thermo electric safety device
- Full glass inner door: Triple glazed door with heat reflective glass
- Oven light
- Oven capacity 60 l
- Preset of liquid gas (28-30/37mbar)
- Natural gas nozzles (20 mbar) included

**iq 300**



# Built-in Ovens

## HG10LE150

Stainless steel, Gas built-in oven



### Type of oven / heating system:

- 3 Operating methods: Full-surface grill/broiler, Max Rotisserie, Gas bottom heating
- Grill heating element: Electric 1.8 KW
- Oven burner with Knob ignition
- Thermo electric safety device
- Cleaning system: Catalytic side liners
- Full glass inner door: Triple glazed door with heat reflective glass
- Oven light
- Oven capacity 60 l
- Preset of liquid gas (28-30/37mbar)
- Natural gas nozzles (20 mbar) included

**iQ 300**



## HB539E3M

Stainless steel, Built-in single oven, Black



### Type of oven / heating system:

- Multifunction oven (8 heating modes: Full width variable grill, Hot air grilling, Bottom heat, Pizza setting, Conventional heat, Defrost setting, 3D Hot air, Half width variable grill)
- Fast heat up function
- Temperature range 50 °C - 270 °C
- Electronic clock
- Child lock
- Cavity volume: 66 l
- Interior lighting
- Enamelled cavity (brown)
- Direct coated catalytic liners: back panel
- Oven cavity with removable rack supports
- 1 x universal pan, 1 x enamel baking tray, 1 x combination grid
- 1 level telescopic shelf
- Integral cooling fan
- Full glass inner door
- Removable oven door for easy-cleaning
- Total connected load electric: 2.9 KW
- Appliance dimension (HxWxD): 595 mm x 595 mm x 548 mm

### Optional Accessories:

- HZ430001 Alu baking tray, HZ431001 Enamel baking tray, HZ432001 Universal pan, HZ434000 Wire shelf

**iQ 100**

**A**



## HB331E2M

Stainless steel, Built-in single oven



### Type of oven / heating system:

- Multifunction oven (5 heating modes: 3D Hot air, Conventional heat, Full width variable grill, Bottom heat, Hot air grilling)
- Fast heat up function
- Temperature range 50 °C - 270 °C
- Electronic clock
- Child lock
- Cavity volume: 66 l
- Interior lighting
- Enamelled cavity (brown)
- Oven cavity with removable rack supports
- 1 x universal pan, 1 x combination grid
- Integral cooling fan
- Metal shield door
- Removable oven door for easy-cleaning
- Total connected load electric: 3.6 KW
- Appliance dimension (HxWxD): 595 mm x 595 mm x 548 mm

### Optional Accessories:

- HZ430001 Alu baking tray, HZ431001 Enamel baking tray, HZ432001 Universal pan, HZ434000 Wire shelf

**iQ 100**

**A**



# Steam-Combi Ovens

## HN678G4S1M

Stainless steel, Combi MW oven with added steam



### Type of oven / heating system:

- Oven with microwave with 15 heating methods: 4D hot air, Hot Air eco, Conventional heat, Conventional heat ECO, Hot air grilling, Full width grill, Half width grill, Pizza setting, Deep-frozen food special, Bottom heat, Intensive heat, Soft steaming, Plate warming setting, Dehydrate, Hold warm setting
- Additional heating methods with steam: Regeneration, fermentation
- Additional heating methods with microwave: Microwave, Combi microwave variable
- Temperature range 30 °C - 300 °C
- Max. Power: 900 W; 5 Microwave power settings (90 W, 180 W, 360 W, 600 W, max) with Inverter (MW)
- Cavity volume: 67 l

### Design:

- Rotary Control
- Cavity inner surface: Enamel anthracite

### Cleaning:

- pyroKlean function
- Pyrolytic proof trayholder and baking tray
- Microwave top door

### Comfort:

- 5,7"-TFT-color and graphics display with direct touch function
- Temperature proposal
  - Actual temperature display
  - Heating-up control
- Additional functions:
  - Descaling programme
  - Drying function
- Bottom, Oven door with softClose, soft opening
- Supporting systems: Dish categories
- Multipoint temperature probe
- Baking sensor
- Electronic clock
- Rapid heating-up
- LED light, LED-Elongated light, Independent oven interior light button
- Water tank with 1 l
- Location of the steam generator is outside of the cavity
- Integral cooling fan
- Stainless-steel fan
- Info button
- Bar handle

### Hook-in racks / rails:

- Cavity with shelf support rails, 1 level telescopic shelf, pyrolytic proof

### Accessory:

- 2 x combination grid, 1 x universal pan

### Environment and Safety:

- Maximum window temperature 30° C
- Door lock electronic

- Child lock
- Automatic safety switch off
- Residual heat indicator
- Start-/Stop button
- Door contact switch

### Technical Info:

- Length of mains cable: 120 cm
- Total connected load electric: 3.65 KW
- Appliance dimension (HxWxD): 595 mm x 595 mm x 548 mm

### Optional Accessories:

- HZ29020 Conversion cabinet, HZ29041 Conversion cabinet, HZ324000 Insert wire shelf, HZ327000 Baking stone, HZ625071 Grill tray, enamelled, HZ631070 Enamelled baking tray, HZ632070 Universal pan, HZ633001 Lid for professional pan, HZ633070 Professional pan, enamelled, HZ633073 Professional pan, enamelled, HZ634080 Baking and roasting grid (microwave), HZ636000 Glass pan, HZ66X650 Cover Strip, HZ86S000 Asseccoiry, HZ915003 Glass roasting dish, 5,4 L

**iq 700**





# Warming Drawers

## BI630CNS1M

Stainless steel, Warming drawer



### Type of oven / heating system:

- Heating plate made of toughened glass
- Temperature control in 4 levels: ca. 40 °C - 80 °C (glass surface temperature)
- Cavity volume: 20 l

### Comfort:

- Loading up to 25 kg
- Max. loading espresso cups: 64 PC or Max. loading plates: 12 PC
- 5 Functions: dough proving, thawing of delicate foods, keeping drinks and food warm, pre-warming of crockery, gentle cooking
- Telescopic pull-out drawer
- Cool door
- Push&pull

### Technical Info:

- Length of mains cable: 150 cm
- 0.81 kW
- Appliance dimension (HxWxD): 140 mm x 595 mm x 548 mm

**iQ 700**

## BI630DNS1M

Stainless steel, Warming drawer



### Type of oven / heating system:

- Heating plate made of toughened glass
- Temperature control in 4 levels: ca. 40 °C - 80 °C (glass surface temperature)
- Cavity volume: 52 l

### Comfort:

- Loading up to 25 kg
- Max. loading espresso cups: 192 PC or Max. loading plates: 40 PC
- 5 Functions: dough proving, thawing of delicate foods, keeping drinks and food warm, pre-warming of crockery, gentle cooking
- Telescopic pull-out drawer
- Cool door
- Push&pull

### Technical Info:

- Length of mains cable: 150 cm
- 0.81 kW
- Appliance dimension (HxWxD): 290 mm x 595 mm x 548 mm

**iQ 700**

# Coffee Machines

## CT636LES1

Stainless steel, Fully automatic coffee maker



### Flavour:

- **SensoFlow System:** The innovative heating system guarantees maximum espresso indulgence every time, thanks to its ideal, constant brewing temperature
- **AromaPressure System:** Ideal contact pressure for optimal aroma extraction
- **One-touch preparation:** Ristretto, Espresso, Espresso Macchiato, Coffee, Cappuccino, Latte Macchiato, Caffè Latte at the touch of a button
- **AromaDouble Shot:** Extra-strong coffee with less bitterness thanks to two grinding and brewing processes
- **Beverage temperature adjustable individually:** coffee 3 levels, hot water 4 levels
- **Suitable for BRITA Intenza water filter:** Reduces the lime content of water and filters substances affecting smell and taste

### Convenience:

- TFT display with interactive menu
- **MyCoffee:** Save 8 favourite beverages with individual names and adjustable mixing ratio of milk and espresso
- **IndividualCup Volume:** Cup sizes adjustable individually, to ensure your cup gets filled just as far as you would like it to
- **Coffee outlet and milk frother height-adjustable:** Up to 15 cm high Latte Macchiato glasses fit underneath
- **OneTouch DoubleCup:** Prepare two cups simultaneously for all coffee and milk specialities
- **Water tank removable for easy refilling** (2.4 l volume)
- **Early warning if water tank almost empty or bean container almost empty**
- **Flexible milk solution:** Decide for yourself if you prefer connecting the provided milk container or using any other container, e.g. a milk carton
- **Short user manual always at hand inside appliance**

### Performance:

- **SilentCeram Drive:** Quiet premium grinder made from non-wearing ceramic
- **CoffeeSensor System:** The grinding unit automatically adjusts to bean variety
- **One-touch coffee milk specialities** with especially fine-pored milk froth thanks to an innovative milk frother
- **In addition to beverages also available separately:** milk foam, warm milk, hot water
- **Reduced heat-up time:** Fastest first cup
- **Water pump with 19 bar pressure**
- **Separate chute for ground coffee, e.g. caffeine-free coffee**
- **15.000 cup warranty:** Consistently high appliance quality from the first cup to the 15,000th (valid for non-commercial use within 24 months)

### Hygiene:

- **Removable brewing unit:** Easy and hygienic cleaning under running water
- **AutoMilk Clean:** Fully-automatic steam cleaning of the milk system after every beverage
- **Milk frother removable and dishwasher-proof**
- **SinglePortion Cleaning:** Complete emptying of all pipes after each brewing process
- **Automatic rinsing program** when switching on, switching off
- **Drip tray and coffee grounds container removable and dishwasher-proof**
- **Calc'nClean:** Automatic cleaning and descaling programme
- **Reminds in time of water filter change, descaling, cleaning;** including display of remaining cups

### Miscellaneous:

- **Containers for water, milk and coffee beans** are easily accessible but hidden behind a door, so the kitchen always looks clean
- **Bean container with aroma protection lid** (500 g volume)
- **Illumination for keys, coffee outlet**
- **Grinding fineness adjustable** (multi-level)
- **Display language selectable**
- **Child safety lock:** Unintended brewing process not possible
- **Wattage:** 1600 W

### Accessories:

- **Insulated milk container with freshLock lid** (0,5 l volume)
- **Further included accessories:** measuring spoon for ground coffee, connection hose for milk frother, test strip for water hardness, assembly screws

### Optional Accessories:

- **Cleaning tablets (TZ80001), descaling tablets (TZ80002), BRITA Intenza water filter (TZ70003), care set for fully-automatic espresso makers (TZ80004), insulated milk container (TZ80009N)**

iQ 700



# Microwave/Built-in/Compact Ovens

## CM633GBS1M

Stainless steel, Compact oven with microwave



### Type of oven / heating system:

- Compact oven with microwave with 6 heating methods: 4D hot air, Hot Air eco, Hot air grilling, Full width grill, Half width grill, Plate warming setting
- Additional heating methods with microwave: Microwave, Combi microwave constant
- Temperature range 30 °C - 275 °C
- Max. Power: 1000 W; 5 Microwave power settings (90 W, 180 W, 360 W, 600 W, max) with Inverter (MW)
- Cavity volume: 45 l

### Design:

- Rotary Control
- Cavity inner surface: Enamel anthracite

### Cleaning:

- Microwave top door

### Comfort:

- 2,8"-TFT-color and text display with touch-control buttons
- Temperature proposal
  - Actual temperature display
  - Heating-up control
  - CookControl
- Bottom, Oven door with softClose, soft opening
- Supporting systems: Programs
- Number of automatic programmes: 14 PC
- Electronic clock
- Rapid heating-up
- LED light, Independent oven interior light button
- Integral cooling fan
- Stainless-steel fan
- Info button
- Bar handle

### Hook-in racks / rails:

- Cavity with shelf support rails, Telescopic slide-out Not available

### Accessory:

- 1 x combination grid, 1 x universal pan

### Environment and Safety:

- Maximum window temperature 30° C
- Child lock
- Automatic safety switch off
- Residual heat indicator
- Start-/Stop button
- Door contact switch

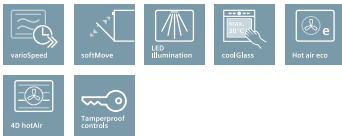
### Technical Info:

- Length of mains cable: 120 cm
- Total connected load electric: 3.65 KW
- Appliance dimension (HxWxD): 455 mm x 595 mm x 548 mm

### Optional Accessories:

- HZ324000 Insert wire shelf, HZ327000 Baking stone, HZ625071 Grill tray, enamelled, HZ631070 Enamelled baking tray, HZ632070 Universal pan, HZ633070 Professional pan, enamelled, HZ634080 Baking and roasting grid (microwave), HZ636000 Glass pan, HZ66X600 Decor list, HZ66X650 Cover Strip, HZ86S000 Asseccoiry, HZ915003 Glass roasting dish, 5,4 L

**iq 700**



## BE634LGS1M

Stainless steel, Built-in microwave



### Type of oven / heating system:

- Built-in microwave with 2 heating methods: Microwave, Variable quartz grill
- Combination of Grill and Microwave power levels 360/180/90 W
- Max. Power: 900 W; 5 Microwave power settings (90 W, 180 W, 360 W, 600 W, max) with Inverter (MW)
- Cavity volume: 21 l

### Design:

- Touch control
- Cavity inner surface: Stainless steel

### Cleaning:

- Full glass inner door

### Comfort:

- 2,8"-TFT-color and text display with touch-control buttons
- CookControl
- Side opening door, hinge left
- Supporting systems: Programs
- Number of automatic programmes: 10 PC
- LED light
- Info button
- Open door button

### Accessory:

- 1 x glass pan, 1 x grid

### Environment and Safety:

- Start-/Stop button

### Technical Info:

- Length of mains cable: 150 cm
- Total connected load electric: 1.99 KW
- Appliance dimension (HxWxD): 382 mm x 594 mm x 318 mm

### Optional Accessories:

- HZ6TCC0 Cookbook

**iq 700**



# Microwave/Built-in/Compact Ovens

## HF24G564M

Stainless steel, Microwave oven



### Design:

- User-friendly electronics: extremely easy and comfortable operation
- Glass oven door Side-hinge door

### Comfort:

- LED clock and timer

### Microwave and heating mode:

- 900 W Microwave, Quartz grill
- 5 settings: 900 W, 600W, 360W, 180W, 90W
- Grill 1200 W
- Combination of Grill and Microwave power levels 360/180/90 W
- 25 l Stainless steel
- 31.5 cm Glass

### Dimensions:

- Tall housing
- Out put power 1.45 kW
- Power cord with plug 130 cm

### Optional Accessories:

- HZ86D000 Steamer Cooker Accessory for Microwave

**iQ 500**



## HF24G541M

Stainless steel, Microwave oven with grill



### Design:

- User-friendly electronics with push-buttons and pop-out control.

### Comfort:

- CookControl - 8 automatic programmes
- 4 defrost programs
- 3 cooking programs
- 8 combi programs
- Memory-Function (1 setting)
- Digital cl. with time display

### Microwave and heating mode:

- 900 W Combined operation, Quartz grill, Microwave
- 5 settings: 900 W, 600W, 360W, 180W, 90W
- Grill 1.2 KW
- Combination of Grill and Microwave power levels 360/180/90 W
- 25 l Stainless steel
- 31.5 cm Glass

### Dimensions:

- Freestanding
- Out put power 1.45 kW
- Power cord Schuko 130 cm

**iQ 300**



## HF15G541M

Stainless steel, Microwave oven with grill



### Design:

- Glass oven door Side-hinge door
- User-friendly electronics with push-buttons and pop-out control.

### Comfort:

- CookControl - 8 automatic programmes
- 4 defrost programs
- 3 cooking programs
- 8 combi programs
- Memory-Function (1 setting)
- LED clock and timer

### Microwave and heating mode:

- 800 W Microwave, Quartz grill
- 5 settings: 800 W, 600W, 360W, 180W, 90W
- Grill 1000 W
- Combination of Grill and Microwave power levels 360/180/90 W
- 17 l Stainless steel
- 24.5 cm Glass

### Dimensions:

- Freestanding
- Out put power 1.27 kW
- Power cord with plug 130 cm

**iQ 300**



# Gas Hobs

## ER9A6SD70M

Ceramic, 90 cm Gas hob



### Technical Information:

- 5 gas burners
- 1 dual wok burner
- 1 rapid, 2 standard, 1 economy burner
- Left: Wok burner 6 KW
- Center front: Standard burner 1.9 KW
- Center rear: Economy burner 1.1 KW
- Rear right: Rapid burner 2.8 KW
- Front right: Standard burner 1.9 KW
- 1-handed ignition via control knobs
- Flame failure safety device
- Cast iron pan supports
- Pan supports dishwasher proof
- Faceted design
- Connecting cable 1 m
- Preset of natural gas (20mbar)
- Liquid gas nozzles (28-30/37mbar) included

**iQ 700**



## ER3A6BD70M

Ceramic, 30 cm Gas hob



### Technical Information:

- 2 gas burners
- 1 rapid, 1 standard burner
- In front: Standard burner 1.9 KW
- Rear: Rapid burner 2.8 KW
- 1-handed ignition via control knobs
- Flame failure safety device
- Cast iron pan supports
- Pan supports dishwasher proof
- Faceted design
- Connecting cable 1 m
- Preset of natural gas (20mbar)
- Liquid gas nozzles (28-30/37mbar) included
- Can be combined with domino glass ceramic hobs

**iQ 700**



## EC9A5RB90M

Stainless steel, 90 cm Gas hob



### Technical Information:

- 5 gas burners
- 1 dual wok burner
- 1 rapid, 2 standard, 1 economy burner
- Front left: Economy burner 1 KW
- Rear right: Rapid burner 3 KW
- Center: Wok burner 5 KW
- Rear left: Standard burner 1.7 KW
- Front right: Standard burner 1.7 KW
- 1-handed ignition via control knobs
- Flame failure safety device
- Cast iron pan supports
- Connecting cable 1 m
- Preset of natural gas (20mbar)
- Liquid gas nozzles (28-30/37mbar) included

**iQ 500**



# Gas Hobs

## EB6C5PB60M

Stainless steel, 60 cm Gas hob with integrated controls



### Technical Information:

- 4 gas burners
- 1 rapid, 2 standard, 1 economy burner
- Front left: Rapid burner 3 KW
- Rear left: Standard burner 1.7 KW
- Rear right: Standard burner 1.7 KW
- Front right: Economy burner 1 KW
- 1-handed ignition via control knobs
- Flame failure safety device
- Cast iron finish w rubber feet
- Connecting cable 1 m
- Preset of liquid gas (28-30/37mbar)
- Natural gas nozzles (20 mbar) included


**ic** 100

60  
cm  
Width

# Induction Hobs

## EX975LXC1E

Stainless steel, Facette design, Induction ceramic hob, 90 cm



### Design:

- Facette design
- Glassceramik without decor
- 3 Flex Zones
- New design (of printing)
- Can be combined with all hobs in comfort design

### Comfort:

- 5 Induction cooking zones
- Energy efficiency display
- Cable included
- Dual lightSlider touch control
- 17 power levels
- Switch off timer for every cooking zone

### Timer:

- Count-up timer
- ReStart Function
- QuickStart Function
- PowerMove Plus
- SymControl, symmetrical position of displays

### Power and size:

- Cooking zones: 1 x Ø 400 mmx240 mm, 3.3 KW (max. Power levels 3.7 KW) Induction or 2 x Ø 240 mm, 2.2 KW (max. Powerlevels 3.7 KW) Induction; 1 x Ø 300 mmx240 mm, 2.6 KW (max. Power levels 3.7 KW) Induction; 1 x Ø 400 mmx240 mm, 3.3 KW (max. Power levels 3.7 KW) Induction or 2 x Ø 200 mm, 2.2 KW (max. Power levels 3.7 KW) Induction

### Environment+safety:

- Automatic pan recognition sensor
- PowerManagement Function
- Safety switch-off
- Childproof lock

- Wipe protection function
- Digital 2-step Residual heat indicator
- Residual heat indicator for each zone
- Main switch
- Connected load: 11.1 kW

### Professional equipment:

- FryingSensor Plus with 5 temperature settings

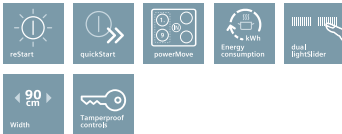
### Quickness:

- Boost function for all zones
- PanBoost

### Measurements:

- Installation measurements: 880 mmx490 mm
- Length wire connection: 110 cm
- Connection cable (1.1 M)
- Min. worktop thickness: 30 mm

**iQ 700**



## EX675FXC1E

Stainless steel, Facette design, Induction ceramic hob, 60 cm



### Design:

- Facette design
- Glassceramik without decor
- FlexZone
- New design (of printing)

### Comfort:

- 4 induction cooking zones
- Cable included
- Energy efficiency display
- TouchSlider (mono)
- 17 power levels
- Switch off timer for every cooking zone

### Timer:

- symControl, symmetrical position of displays

### Power and size:

- Cooking zones: 1 x Ø 400 mmx240 mm, 3.3 KW (max. Power levels 3.7 KW) Induction or 2 x Ø 200 mm, 2.2 KW (max. Power levels 3.7 KW) Induction; 1 x Ø 400 mmx240 mm, 3.3 KW (max. Power levels 3.7 KW) Induction or 2 x Ø 200 mm, 2.2 KW (max. Power levels 3.7 KW) Induction

### Environment+safety:

- Automatic pan recognition sensor
- PowerManagement Function
- Safety switch-off
- Childproof lock
- Wipe protection function
- ReStart Function
- QuickStart Function
- Digital 2-step Residual heat indicator
- Residual heat indicator for each zone
- Main switch
- Connected load: 7.4 kW

### Professional equipment:

- FryingSensor Plus with 4 temperature settings

### Quickness:

- Boost function for all zones

### Measurements:

- Installation measurements: 560 mmx500 mm
- Connection cable (1.1 M)
- Length wire connection: 110 cm
- Min. worktop thickness: 30 mm

**iQ 700**



# Electric Hobs

## ET375CUA1M

Barbecue grill, Stainless steel, 30 cm



### Design:

- SE Top Frame
- Can be combined with all hobs in comfort design
- Glass ceramic without decor
- Removable black glass lid

### Comfort:

- Operated via a fixed control
- 9 power levels
- Stainless steel grill to be used with water or lava stones
- Mains cable 1 m (without plug)

### Environment+safety:

- Power on indicator light
- Drain valve

### Professional equipment:

- Removable cast iron grille for easy cleaning

### Measurements:

- Min. worktop thickness: 30 mm

**iQ 500**



## ET975FKB1Q

Ceramic hob, 90 cm



### Design:

- SE Top Frame
- Glass ceramic without decor

### Comfort:

- 4 HighSpeed cooking zones, including:
  - 2 dual zones
  - 1 dual zone with extendable roaster zone
- TouchSlider (mono)
- 17 power levels
- Digital display
- Switch off timer for every cooking zone
- Timer
- Wipe protection function
- ReStart Function

### Environment+safety:

- Main switch
- Power on indicator light
- Digital 2-step Residual heat indicator
- Childproof lock
- Safety switch-off
- Individual tunable energy consumption display

### Quickness:

- Automatic boil start

### Measurements:

- Min. worktop thickness: 20 mm

**iQ 300**



## ET651NF17Q

Ceramic hob, 60 cm



### Design:

- U-Facette design
- HighSpeed ceramic glass

### Comfort:

- 4 HighSpeed cooking zones, including:
  - 1 dual zone
- TouchSlider (mono)
- 17 power levels
- Electronic display
- Wipe protection function

### Environment+safety:

- SymControl, symmetrical position of displays
- Childproof lock
- Safety switch-off
- ReStart Function
- Power on indicator light
- Main switch
- Total power limited to 5000 W by powermanagement function

### Measurements:

- Min. worktop thickness: 20 mm
- Consumption and connection features
- Electrical connection rating (W) : 5000

**iQ 300**





# Electric Hobs

## ET651BF17M

Ceramic hob, 60 cm



### Design:

- U-Facette design
- HighSpeed ceramic glass

### Comfort:

- 4 HighSpeed cooking zones, including:
  - 1 dual zone
- TouchControl
- 17 power levels
- Electronic display
- Timer with switch-off function for all zones
- Countdown-function

### Environment+safety:

- SymControl, symmetrical position of displays
- Childproof lock
- Safety switch-off
- ReStart Function
- Power on indicator light
- Main switch

### Measurements:

- Min. worktop thickness: 20 mm

### Consumption and connection features:

- Electrical connection rating (W) : 6600

iQ 300



## ET375CFA1M

Domino ceramic, Facette design, Stainless steel, 30 cm



### Design:

- Facette design
- Can be combined with all hobs in comfort design
- HighSpeed ceramic glass

### Comfort:

- 2 HighSpeed cooking zones, including:
  - 1 dual zone
- Operated via a fixed control
- 9 power levels
- Mains cable 1 m (without plug)

### Environment+safety:

- 2 residual heat indicators
- 2 power on indicator lights

### Measurements:

- Min. worktop thickness: 20 mm

### Consumption and connection features:

- Electrical connection rating (W) : 3200

iQ 300



## ET611FE17Q

Ceramic hob, 60 cm



### Design:

- Frameless design
- HighSpeed ceramic glass

### Comfort:

- 4 HighSpeed cooking zones
- TouchSlider (mono)
- 17 power levels
- Electronic display
- Timer with switch-off function for all zones
- Countdown-function
- Wipe protection function

### Environment+safety:

- SymControl, symmetrical position of displays
- Childproof lock
- Safety switch-off
- ReStart Function
- Power on indicator light
- Main switch
- Individual tunable energy consumption display
- Total power limited to 2900 W by power management function

### Quickness:

- Automatic boil start

### Measurements:

- Min. worktop thickness: 20 mm

### Consumption and connection features:

- Electrical connection rating (W) : 2900

iQ 100



# Hoods

## LC91KB672B

Black Chimney hood, Inclined design, 90 cm



**iq 700**

**A**



### Technical information:

- 90 cm Chimney hood
- Black with glass canopy
- Glass plate clear glass black printed
- Suitable for ducted or re-circulated extraction
- For recirculated extraction recirculating kit or CleanAir recirculating kit (accessory) needed
- Wall mounted hood
- Wall fixing system
- Innerframe
- Electronic controls with touchControl
- Light conception white/blue
- TouchControl with 7-segment display
- 3 speeds plus 2 intensive
- Automatic revert setting, 6 minutes
- Automatic 10 minutes after running
- Twin channel high performance fan motor
- Efficient BLDC-technology
- 3 x LED 3W
- Light dimmer function
- SoftLight
- Light Intensity: 806 lux
- Colour Temperature: 3500 K
- RimVentilation
- Filter cover glass

- Metal grease filter, dishwasher safe
- Saturation indicator for metal and charcoal filter
- Extraction rate according to EN 61591  $\phi$  15 cm: max. Normal use 580 m<sup>3</sup>/h Intensive 800 m<sup>3</sup>/h
- Noise level according to EN 60704-3 und EN 60704-2-13 exhaust air: Max. normal use: 62 dB(A) re 1 pW (48 dB(A) re 20  $\mu$ Pa sound pressure) Intensive: 68 dB(A) re 1 pW (54 dB(A) re 20  $\mu$ Pa sound pressure)

### Optional Accessories:

- LZ12265 Chimney extension 1000 mm, LZ12365 Chimney extension 1500 mm, LZ53450 Recirculating kit, LZ53451 Active carbon filter, LZ56200 CleanAir active carbon filter spare part, LZ57300 cleanAir Recirculation Kit

## LC91KWW60B

Black Chimney hood, Inclined design, with glass canopy, 90 cm



### Technical information:

- Chimney hood
- 90 cm
- Appliance colour: black
- Glas plate: clear glass black printed
- Boost function
- Suitable for ducted or re-circulated extraction
- In recirculation operation chimless use possible
- For recirculated extraction a recirculating kit or a CleanAir recirculation kit (accessory) is needed
- Wall mounted hood
- Home Connect (only in countries where Home Connect service is available)
- Cooktop-based hood control (with matching cooktop)
- Fully automatic hood
- Electronic controls
- 3 speeds plus 2 intensive
- T55-SE7E
- T55-SE7E (3 speeds plus 2 intensive) with Electronic display, 2x7-segment display
- Easy wall fixing system
- PowerBoost position
- TouchControl for extractor speeds and light
- Automatic 10 minutes after running
- 2 capture areas: front side and bottom side
- Automatic revert setting, 6 minutes
- Easy to clean Innerframe
- Air quality sensor
- Ambient light
- Light dimmer function
- SoftLight
- Twin channel high performance fan motor
- Efficient BLDC-technology
- 2 x 3W LED
- Colour Temperature: 3500 K
- RimVentilation
- Saturation indicator for metal and charcoal filter
- Filter cover glass
- Metal grease filter, dishwasher safe
- Extraction rate according to EN 61591  $\phi$  15 cm: max. Normal use 530 m<sup>3</sup>/h Intensive 950 m<sup>3</sup>/h
- Extraction rate exhaust air according to EN 61591 max. 530 m<sup>3</sup>/h
- Maximum extraction rate exhaust air 530 m<sup>3</sup>/h according to EN 61591
- Extraction rate exhaust air according to EN 61591: max. normal use 530 m<sup>3</sup>/h, intensive 950 m<sup>3</sup>/h
- Noise level according to EN 60704-3 und EN 60704-2-13 at max. normal use exhaust air: 56 dB(A) re 1 pW (42 dB(A) re 20  $\mu$ Pa sound pressure)
- Noise level according to EN 60704-3 und EN

- 60704-2-13 exhaust air: Max. normal use: 56 dB(A) re 1 pW sound pressure: 42 dB(A) Intensive: 69 dB(A) re 1 pW (55 dB(A) re 20  $\mu$ Pa sound pressure)
- Diameter pipe  $\phi$  150 mm ( $\phi$  120 mm enclosed)
- Max. extraction rate: 950 m<sup>3</sup>/h
- Extraction rate in recirculation mode: Max. normal use: 450 m<sup>3</sup>/h Intensive: 630 m<sup>3</sup>/h
- Noise levels in recirculation mode: Max. normal use: 69 dB(A) re 1 pW (56 dB(A) re 20  $\mu$ Pa sound pressure) Intensive: 78 dB(A) re 1 pW (64 dB(A) re 20  $\mu$ Pa sound pressure)
- Power rating: 270 W
- Dimensions exhaust air (HxWxD): 930-1200 x 890 x 499 mm
- Dimensions recirculating, chimney (HxWxD): 990-1260 x 890 x 499 mm
- Dimensions recirculating, chimless (HxWxD): 454 mm x 890 x 499 mm
- Dimensions recirculating with CleanAir module (HxWxD): 1120 x 890 x 499 mm - mounting with outer chimney 1190-1460 x 890 x 499 mm - mounting with telescopic chimney
- Energy Efficiency Class: A+
- Average Energy Consumption: 30.1 kWh/year
- Blower Efficiency Class: A\*
- Lighting Efficiency Class: A
- Grease Filtering Efficiency Class: B
- Noise min./max. Normal Level: 41/56 dB

### Optional Accessories:

- LZ10AKA00 Active carbon filter (spare part), LZ10AKR00 Recirculation kit regenerative chimless, LZ10AKS00 Recirculation kit regenerative, LZ10AKT00 Recirculation kit for chimless use, LZ10AKU00 Recirculation kitL, Z10AXC50 CleanAir Recirculation Kit, LZ10AXK50 Chimney extension 1000 mm, LZ10AXL50 Chimney extension 1500 mm, LZ56200 CleanAir active carbon filter spare part

**iq 700**

**A+**



# Hoods

## LF91BE552B

Stainless steel, Island chimney hood, Box design, 90 cm



**iQ 700**

**A+**



### Technical information:

- 90 cm Island chimney hood
- Appliance colour: stainless steel
- Suitable for ducted or re-circulated extraction
- For recirculated extraction recirculating kit or CleanAir recirculating kit (accessory) needed
- Ceiling mounted hood
- Innerframe
- Electronic controls
- light conception white/blue
- Push button controls with 7-segment display
- 3 speeds plus 2 intensive
- Automatic revert setting, 6 minutes
- Automatic 10 minutes after running
- Air quality sensor
- Boost function
- Twin channel high performance fan motor
- Efficient BLDC-technology
- 4 x LED 3W
- Light dimmer function
- SoftLight
- Stainless steel filter covers, dishwasher safe
- Metal grease filter, dishwasher safe
- Saturation indicator for metal and charcoal filter
- Extraction rate according to EN 61591  $\varnothing$  15 cm: max. Normal use 610 m<sup>3</sup>/h Intensive 980 m<sup>3</sup>/h

- Noise level according to EN 60704-3 und EN 60704-2-13 exhaust air: Max. normal use: 61 dB(A) re 1 pW (47 dB(A) re 20  $\mu$ Pa sound pressure) Intensive: 72 dB(A) re 1 pW (58 dB(A) re 20  $\mu$ Pa sound pressure)
- Additional noise insulation
- Dimensions exhaust air (HxWxD): 744-924 x 900 x 600 mm
- Dimensions recirculating (HxWxD): 744-1044 x 900 x 600 mm
- Dimensions recirculating with cleanAir module (HxWxD): 812-1044 x 900 x 600 mm
- Diameter pipe  $\varnothing$  150 mm ( $\varnothing$  120 mm enclosed)
- Power rating: 272 W
- Special chimney solutions possible
- Light Intensity: 888 lux

### Optional Accessories:

- LZ12285 Chimney extension 1100 mm, LZ12310 Adapter for roof inclination left/right, LZ12385 Chimney extension 1600 mm, LZ12410 Adapter for roof inclination front/back, LZ12510 Extension for mounting kit 500 mm, LZ12530 Extension for mounting kit 1000 mm, LZ53451 Active carbon filter, LZ53850 Recirculating kit, LZ56200 CleanAir active carbon filter spare part, LZ57600 cleanAir Recirculation Kit

## LI97RA540B

Stainless steel, Telescopic hood, 90 cm



### Technical information:

- 90 cm Telescopic hood
- For installation in a special wall cupboard (60 or 90 cm)
- Telescopic comfort installat.
- Soft close drawer
- Drawer without handle, furniture lighting pelmet or profile panel required
- Suitable for ducted or re-circulated extraction
- For recirculated extraction recirculating kit or CleanAir recirculating kit (accessory) needed
- Controls can be changed form top to front
- Electronic controls
- Light conception white/blue
- Push button controls with 7-segment display
- 3 speeds plus 2 intensive
- Automatic revert setting, 6 minutes
- Automatic 10 minutes after running
- 2 high-performance blower, Efficient BLDC-technology
- Efficient BLDC-technology
- 2 x LED 3W
- Light dimmer function
- SoftLight
- Colour Temperature: 3500 K
- Light Intensity: 569 lux
- Metal grease filter, dishwasher safe

- Saturation indicator for metal and charcoal filter
- Extraction rate according to EN 61591  $\varnothing$  15 cm: max. Normal use 410 m<sup>3</sup>/h Intensive 740 m<sup>3</sup>/h
- Noise level according to EN 60704-3 und EN 60704-2-13 exhaust air: Max. normal use: 55 dB(A) re 1 pW (41 dB(A) re 20  $\mu$ Pa sound pressure) Intensive: 68 dB(A) re 1 pW (54 dB(A) re 20  $\mu$ Pa sound pressure)
- Diameter pipe  $\varnothing$  150 mm ( $\varnothing$  120 mm enclosed)
- Power rating: 146 W
- Energy Efficiency Class: A
- Average Energy Consumption: 35.5 kWh/year
- Blower Efficiency Class: A\*
- Lighting Efficiency Class: A
- Grease Filtering Efficiency Class: B
- Noise min./max. Normal Level: 41/55 dB

### Optional Accessories:

- LZ45610 Active carbon filter, LZ45650 Recirculating kit, LZ46800 CleanAir Recirculation Kit, LZ46810 CleanAir active carbon filter, LZ46830 CleanAir Recirculation Kit, LZ49200 Installation kit for 90cm wide wall unit, LZ49520 Handle strip white, LZ49550 Handle strip, LZ49560 Handle strip black, LZ49600 Lowering frame, LZ49650 Handle strip, LZ49850 Handle strip

## LI67RA540B

Stainless steel, Telescopic hood, 60 cm



### Technical information:

- 60 cm Telescopic hood
- For installation in a special wall cupboard (60 cm)
- Telescopic comfort installat.
- Soft close drawer
- Drawer without handle, furniture lighting pelmet or profile panel required
- Suitable for ducted or re-circulated extraction
- For recirculated extraction recirculating kit or CleanAir recirculating kit (accessory) needed
- Controls can be changed form top to front
- Electronic controls
- Light conception white/blue
- Push button controls with 7-segment display
- 3 speeds plus 2 intensive
- Automatic revert setting, 6 minutes
- Automatic 10 minutes after running
- 2 high-performance blower, Efficient BLDC-technology
- Efficient BLDC-technology
- 2 x LED 3W
- Light dimmer function
- SoftLight
- Colour Temperature: 3500 K
- Light Intensity: 683 lux
- Metal grease filter, dishwasher safe

- Saturation indicator for metal and charcoal filter
- Extraction rate according to EN 61591  $\varnothing$  15 cm: max. Normal use 400 m<sup>3</sup>/h Intensive 740 m<sup>3</sup>/h
- Noise level according to EN 60704-3 und EN 60704-2-13 exhaust air: Max. normal use: 55 dB(A) re 1 pW (41 dB(A) re 20  $\mu$ Pa sound pressure) Intensive: 68 dB(A) re 1 pW (54 dB(A) re 20  $\mu$ Pa sound pressure)
- Diameter pipe  $\varnothing$  150 mm ( $\varnothing$  120 mm enclosed)
- Power rating: 146 W
- Energy Efficiency Class: A
- Average Energy Consumption: 34.9 kWh/year
- Blower Efficiency Class: A\*
- Lighting Efficiency Class: A
- Grease Filtering Efficiency Class: B
- Noise min./max. Normal Level: 42/55 dB

### Optional Accessories:

- LZ45610 Active carbon filter/LZ45650 Recirculating kit, LZ46520 Handle strip white, LZ46550 Handle strip, LZ46560 Handle strip black, LZ46600 Lowering frame, LZ46650 Handle strip, LZ46800 CleanAir Recirculation Kit, LZ46810 CleanAir active carbon filter, LZ46830 CleanAir Recirculation Kit, LZ46850 Design-Handle strip

# Hoods

## LC97BE532B

Stainless steel, Chimney hood, Box design, 90 cm



### Technical information:

- 90 cm Chimney hood
- Appliance colour: stainless steel
- Suitable for ducted or re-circulated extraction
- For recirculated extraction recirculating kit or CleanAir recirculating kit (accessory) needed
- Wall mounted hood
- Wall fixing system
- Innerframe
- Electronic controls
- Push button controls, backlit
- 3 speeds plus intensive setting
- Automatic revert setting, 6 minutes
- Efficient BLDC-technology
- Twin channel high performance fan motor
- 3 x LED 3W
- Metal grease filter, dishwasher safe
- Extraction rate according to EN 61591 ø 15 cm: max. Normal use 460 m³/h Intensive 730 m³/h
- Noise level according to EN 60704-3 und EN 60704-2-13 exhaust air: Max. normal use: 55 dB(A) re 1 pW (41 dB(A) re 20 µPa sound pressure) Intensive: 65 dB(A) re 1 pW (51 dB(A) re 20 µPa sound pressure)
- Additional noise insulation
- Dimensions exhaust air (HxWxD): 642-954 x 900 x 500 mm

- Dimensions recirculating (HxWxD): 642-1064 x 900 x 500 mm
- Dimensions recirculating with cleanAir module (HxWxD): 689 x 900 x 500 mm - mounting with outer chimney 809-1139 x 900 x 500 mm - mounting with telescopic chimney
- Diameter pipe Ø 150 mm (Ø 120 mm enclosed)
- Power rating: 139 W
- Special chimney solutions possible
- Light Intensity: 897 lux
- Colour Temperature: 3500 K
- Energy Efficiency Class: A+
- Average Energy Consumption: 32.5 kWh/year
- Blower Efficiency Class: A\*
- Lighting Efficiency Class: A
- Grease Filtering Efficiency Class: C
- Noise min./max. Normal Level: 45/55 dB

### Optional Accessories:

- LZ12265 Chimney extension 1000 mm, LZ12365 Chimney extension 1500 mm, LZ50961 Backboard 90 x 72 cm, LZ53450 Recirculating kit, LZ53451 Active carbon filter, LZ56200 CleanAir active carbon filter spare part, LZ57300 cleanAir Recirculation Kit

iQ 300



## LC95KA670M

Black Chimney hood, Inclined design, 90 cm



### Technical information:

- Chimney hood
- 90 cm wide
- Black with glass canopy
- Suitable for ducted or re-circulated extraction
- TouchControl with Electronic display
- Electronic controls via touchControl with Electronic display
- 3 speeds
- 2 x LED 3W
- Filter cover glass
- Metal grease filter, dishwasher safe
- Extraction rate according to EN 61591 ø 15 cm: max. Normal use 600 m³/h
- Noise level according to EN 60704-3 und EN 60704-2-13 exhaust air: Max. normal use: 70 dB(A) re 1 pW sound pressure: 56 dB(A)
- Dimensions exhaust air (HxWxD): 750 - 1080 x 896 x 386 mm
- Dimensions recirculating (HxWxD): 860 - 1080 x 896 x 386 mm
- Power rating: 216 W

- Wall
- Rim extraction
- Twin channel high performance fan motor
- Diameter pipe Ø 150 mm (Ø 120 mm enclosed)

### Optional Accessories:

- LA10LKA6 Active carbon filter

iQ 300



## LC65KA670M

Black Chimney hood, Inclined design, 60 cm



### Technical information:

- Chimney hood
- 60 cm wide
- black with glass canopy
- Suitable for ducted or re-circulated extraction
- touchControl with Electronic display
- Electronic controls via touchControl with Electronic display
- 3 speeds
- 2 x LED 3W
- Filter cover glass
- Metal grease filter, dishwasher safe
- Extraction rate according to EN 61591 ø 15 cm: max. Normal use 540 m³/h
- Noise level according to EN 60704-3 und EN 60704-2-13 exhaust air: Max. normal use: 70 dB(A) re 1 pW sound pressure: 56 dB(A)
- Dimensions exhaust air (HxWxD): 750 - 1080 x 596 x 386 mm

- Dimensions recirculating (HxWxD): 860 - 1080 x 596 x 386 mm
- Power rating: 216 W
- Wall mounted hood
- For recirculated extraction recirculating kit (accessory) needed
- RimVentilation
- Twin channel high performance fan motor
- Diameter pipe Ø 150 mm (Ø 120 mm enclosed)

iQ 300



# Hoods

## LU26150GB

Stainless steel, Conventional hood, 90 cm



### Technical information:

- Suitable for ducted or re-circulated extraction
- Push button controls for 3 speeds
- Twin motor
- Extraction rate exhaust air according to EN 61591: max. 350 m³/h
- Adjustable glass visor
- Metal grease filter, dishwasher safe
- 2 x 28 W halogen - energy saving lamps
- Noise level according to EN 60704-3 und EN 60704-2-13 at max. normal use exhaust air: 68 dB(A) re 1 pW (56 dB(A) re 20 µPa sound pressure)
- Power rating: 306 W
- 120 mm diameter pipe
- Light Intensity: 110 lux
- Colour Temperature: 2700 K

### Optional Accessories:

- LZ27000 Active carbon filter

**iQ 300**



## LU16150GB

Stainless steel, Conventional hood, 60 cm



### Technical information:

- Suitable for ducted or re-circulated extraction
- Push button controls for 3 speeds
- Twin motor
- Extraction rate exhaust air according to EN 61591: max. 350 m³/h
- Adjustable glass visor
- Metal grease filter, dishwasher safe
- 2 x 28 W halogen - energy saving lamps
- Noise level according to EN 60704-3 und EN 60704-2-13 at max. normal use exhaust air: 68 dB(A) re 1 pW (56 dB(A) re 20 µPa sound pressure)
- Power rating: 306 W
- 120 mm diameter pipe
- Light Intensity: 110 lux
- Colour Temperature: 2700 K

### Optional Accessories:

- LZ27000 Active carbon filter

**iQ 300**



## LC94BA521B

Stainless steel, Box design, Chimney hood, 90 cm



### Technical information:

- 90 cm Chimney hood
- Appliance colour: stainless steel
- Wall mounted hood
- Suitable for ducted or re-circulated extraction
- For recirculated extraction recirculating kit or CleanAir recirculating kit (accessory) needed
- 2 x 30 W halogen lights
- Metal grease filter, dishwasher safe
- Rocker switches for extractor speeds and light
- 3 speeds
- Twin channel high performance fan motor
- Extraction rate exhaust air according to EN 61591 max. 440 m³/h
- Noise level according to EN 60704-3 und EN 60704-2-13 at max. normal use exhaust air: 62 dB(A) re 1 pW (48 dB(A) re 20 µPa sound pressure)
- Dimensions exhaust air (HxWxD): 642-954 x 900 x 500 mm
- Dimensions recirculating (HxWxD): 642-1064 x 900 x 500 mm

- Dimensions recirculating with cleanAir module (HxWxD): 711 x 900 x 500 mm - mounting with outer chimney 831-1161 x 900 x 500 mm - mounting with telescopic chimney
- Diameter pipe Ø 150 mm (Ø 120 mm enclosed)
- Power rating: 160 W
- Special chimney solutions possible
- Light Intensity: 246 lux
- Colour Temperature: 2700 K
- Energy Efficiency Class: D
- Average Energy Consumption: 88 kWh/year
- Blower Efficiency Class: D\*
- Lighting Efficiency Class: G
- Grease Filtering Efficiency Class: D
- Noise min./max. Normal Level: 50/62 dB

### Optional Accessories:

- LZ12250 Chimney extension 1000 mm, LZ12350 Chimney extension 1500 mm, LZ50961 Backboard 90 x 72 cm, LZ53250 Recirculating kit, LZ53251 Active carbon filter, LZ56000 cleanAir Recirculation Kit, LZ56200 CleanAir active carbon filter spare part, LZ57000 cleanAir Recirculation Kit

**iQ 100**



# Hoods

## LC64BA521B

Stainless steel, Box design, Chimney hood, 60 cm



**iQ 100**

D

60 cm  
Width

### Technical information:

- 60 cm Chimney hood
- Appliance colour: stainless steel
- Wall mounted hood
- Suitable for ducted or re-circulated extraction
- For recirculated extraction recirculating kit or CleanAir recirculating kit (accessory) needed
- 2 x 30 W halogen lights
- Metal grease filter, dishwasher safe
- Rocker switches for extractor speeds and light
- 3 speeds
- Twin channel high performance fan motor
- Extraction rate exhaust air according to EN 61591 max. 460 m<sup>3</sup>/h
- Noise level according to EN 60704-3 and EN 60704-2-13 at max. normal use exhaust air: 64 dB(A) re 1 pW (50 dB(A) re 20 μPa sound pressure)
- Dimensions exhaust air (HxWxD): 642-954 x 600 x 500 mm
- Dimensions recirculating (HxWxD): 642-1064 x 600 x 500 mm
- Dimensions recirculating with cleanAir module (HxWxD): 711 x 600 x 500 mm - mounting with

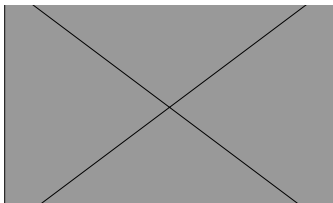
- outer chimney 831-1161 x 600 x 500 mm - mounting with telescopic chimney
- Diameter pipe Ø 150 mm (Ø 120 mm enclosed)
- Power rating: 160 W
- Light Intensity: 270 lux
- Colour Temperature: 2700 K
- Energy Efficiency Class: D
- Average Energy Consumption: 85.1 kWh/year
- Blower Efficiency Class: D\*
- Lighting Efficiency Class: G
- Grease Filtering Efficiency Class: D
- Noise min./max. Normal Level: 54/64 dB

### Optional Accessories:

- LZ12250 Chimney extension 1000 mm, LZ12350 Chimney extension 1500 mm, LZ50661 Backboard 60 x 72 cm, LZ53250 Recirculating kit, LZ53251 Active carbon filter, LZ56000 cleanAir Recirculation Kit, LZ56200 CleanAir active carbon filter spare part, LZ57000 cleanAir Recirculation Kit

## LC94WA521B

Stainless steel, Pyramidal design, Chimney hood, 90 cm



**iQ 100**

E

90 cm  
Width

### Technical information:

- 90 cm Chimney hood
- Appliance colour: stainless steel
- Wall mounted hood
- Suitable for ducted or re-circulated extraction
- For recirculated extraction recirculating kit (accessory) needed
- 2 x 30 W halogen lights
- Metal grease filter, dishwasher safe
- rocker switches for extractor speeds and light
- 3 speeds
- Twin channel high performance fan motor
- Extraction rate exhaust air according to EN 61591 max. 410 m<sup>3</sup>/h
- Noise level according to EN 60704-3 and EN 60704-2-13 at max. normal use exhaust air: 67 dB(A) re 1 pW (53 dB(A) re 20 μPa sound pressure)
- Dimensions exhaust air (HxWxD): 799-976 x 900 x 500 mm
- Dimensions recirculating (HxWxD): 799-976 x 900 x 500 mm
- Diameter pipe Ø 150 mm (Ø 120 mm enclosed)
- Power rating: 155 W
- Special chimney solutions possible

- Light Intensity: 246 lux
- Colour Temperature: 2700 K
- Energy Efficiency Class: E
- Average Energy Consumption: 102.6 kWh/year
- Blower Efficiency Class: E\*
- Lighting Efficiency Class: G
- Grease Filtering Efficiency Class: D
- Noise min./max. Normal Level: 53/67 dB

### Optional Accessories:

- LZ12240 Chimney extension 500 mm, LZ12340 Chimney extension 750 mm, LZ50961 Backboard 90 x 72 cm, LZ52750 Recirculating kit, LZ52751 Active carbon filter\*

## LC64WA521B

Stainless steel, Pyramidal design, Chimney hood, 60 cm



**iQ 100**

D

60 cm  
Width

### Technical information:

- 60 cm Chimney hood
- Appliance colour: stainless steel
- Wall mounted hood
- Suitable for ducted or re-circulated extraction
- For recirculated extraction recirculating kit (accessory) needed
- 2 x 30 W halogen lights
- Metal grease filter, dishwasher safe
- Rocker switches for extractor speeds and light
- 3 speeds
- Twin channel high performance fan motor
- Extraction rate exhaust air according to EN 61591 max. 390 m<sup>3</sup>/h
- Noise level according to EN 60704-3 and EN 60704-2-13 at max. normal use exhaust air: 67 dB(A) re 1 pW (53 dB(A) re 20 μPa sound pressure)
- Dimensions exhaust air (HxWxD): 799-976 x 600 x 500 mm
- Dimensions recirculating (HxWxD): 799-976 x 600 x 500 mm
- Diameter pipe Ø 150 mm (Ø 120 mm enclosed)

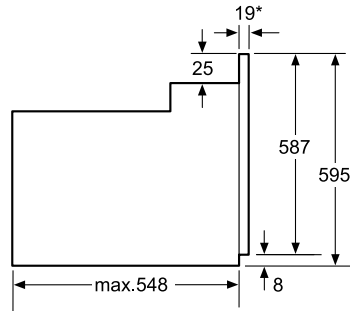
- Power rating: 155 W
- Special chimney solutions possible
- Re-circulating kit - LZ52750
- Light Intensity: 270 lux
- Colour Temperature: 2700 K
- Energy Efficiency Class: D
- Average Energy Consumption: 91.8 kWh/year
- Blower Efficiency Class: E\*
- Lighting Efficiency Class: G
- Grease Filtering Efficiency Class: D
- Noise min./max. Normal Level: 53/67 dB

### Optional Accessories:

- LZ12240 Chimney extension 500 mm, LZ12340 Chimney extension 750 mm, LZ50661 Backboard 60 x 72 cm, LZ52750 Recirculating kit, LZ52751 Active carbon filter

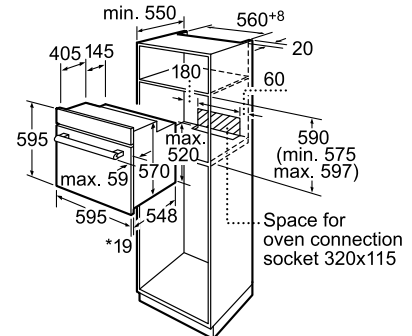
# Technical Drawings – Built-in Ovens

HB331E2M



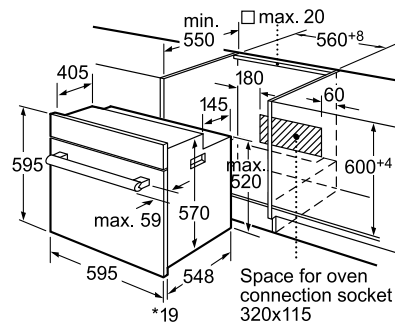
\* 20 mm for metal fascias

Dimensions in mm



\*20 mm for metal fascias

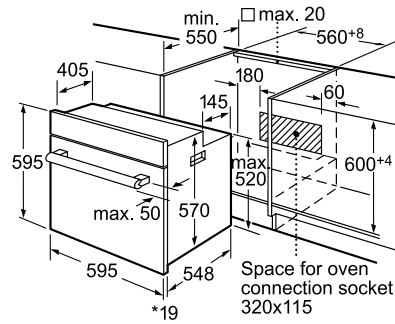
Measurements in mm



\*20 mm for metal fascias

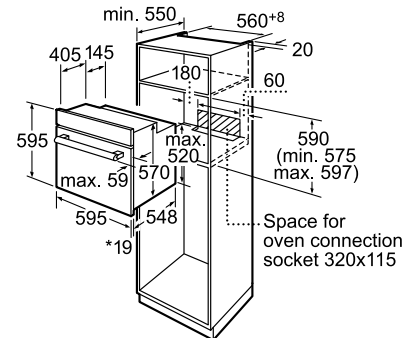
Measurements in mm

HB539E3M



\* 20 mm for metal fascias

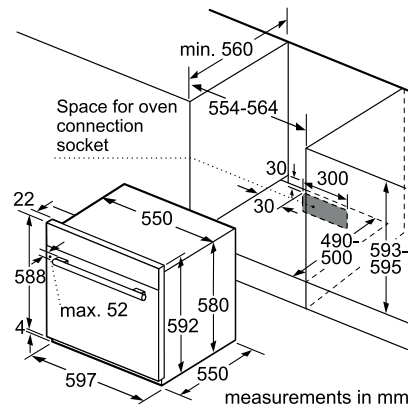
Measurements in mm



\*20 mm for metal fascias

Measurements in mm

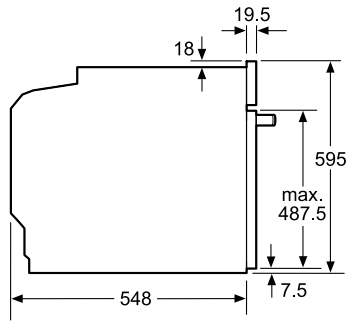
HG10LE150



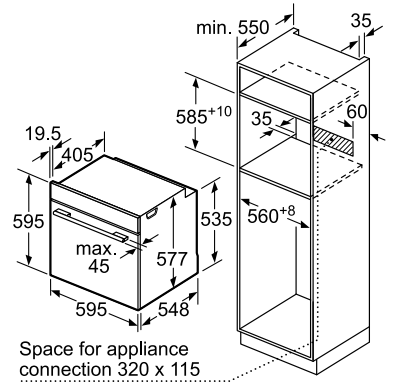
measurements in mm

# Technical Drawings – Built-in Ovens

HB632GBS1M



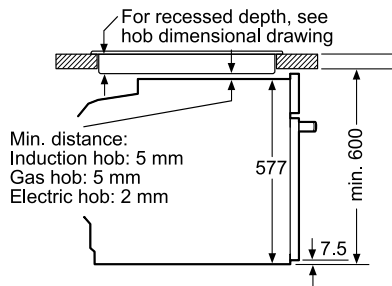
measurements in mm



Space for appliance connection 320 x 115

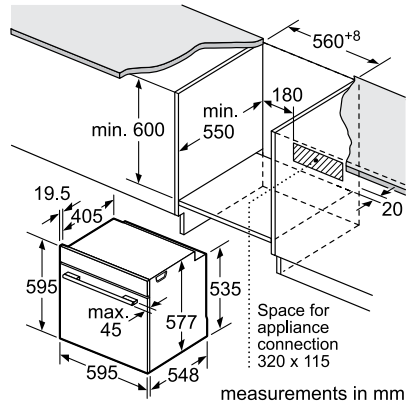
measurements in mm

Installation with a hob.



Min. distance:  
Induction hob: 5 mm  
Gas hob: 5 mm  
Electric hob: 2 mm

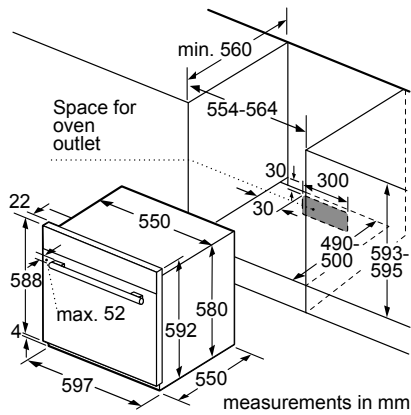
measurements in mm



Space for appliance connection 320 x 115

measurements in mm

HG10LG050M

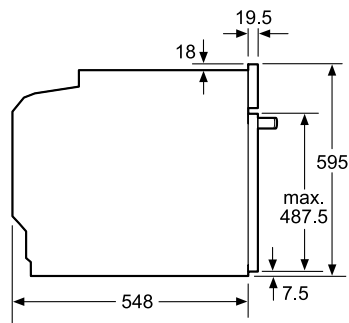


measurements in mm

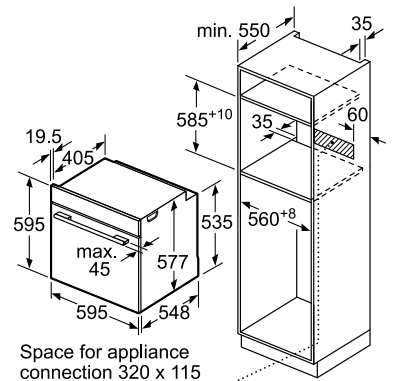


# Technical Drawings – Built-in Ovens

HB676GBS1M

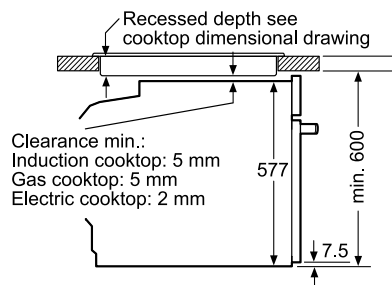


measurements in mm

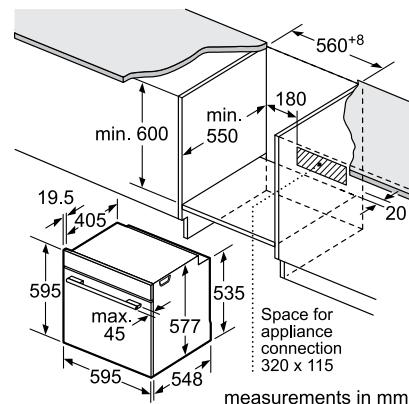


measurements in mm

Installation with a cooktop.

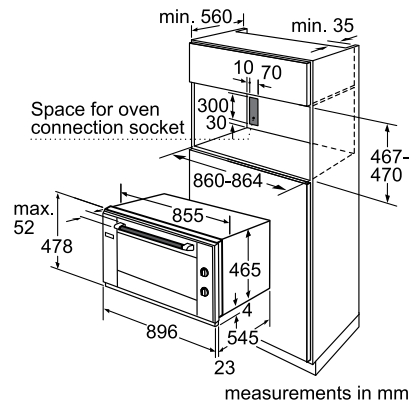


measurements in mm



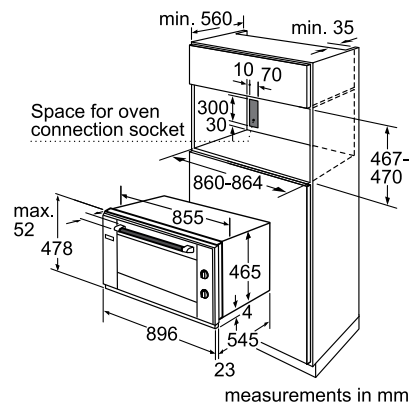
measurements in mm

HV331ABS0



measurements in mm

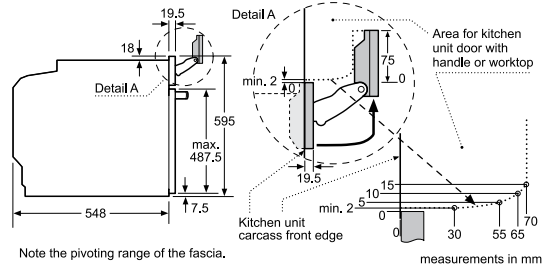
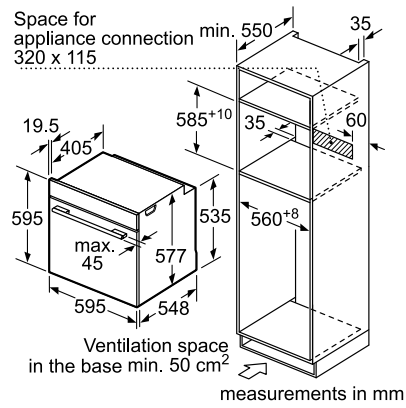
HV541ANS0



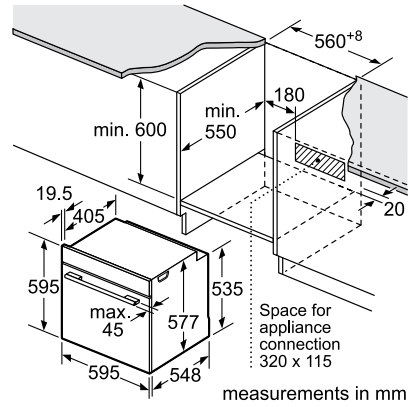
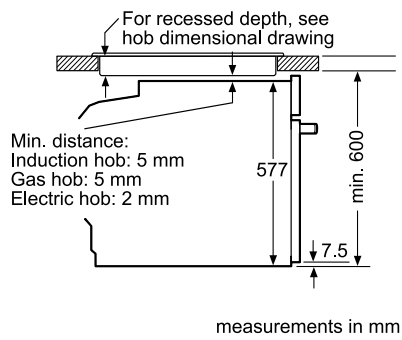
measurements in mm

# Technical Drawings – Steam-Combi Ovens

HN678G4S1M

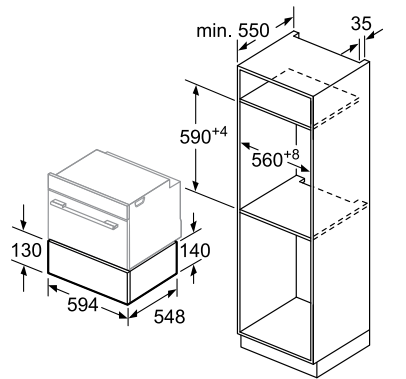


Installation with a hob.



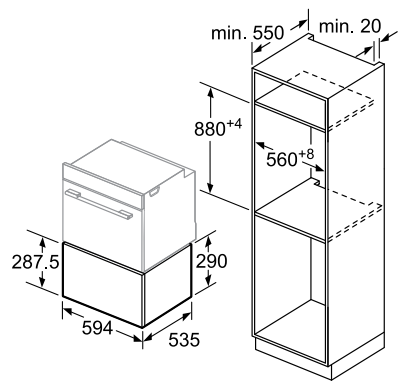
# Technical Drawings – Warming Drawers

BI630CNS1M



measurements in mm

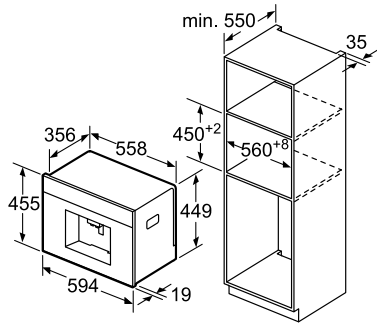
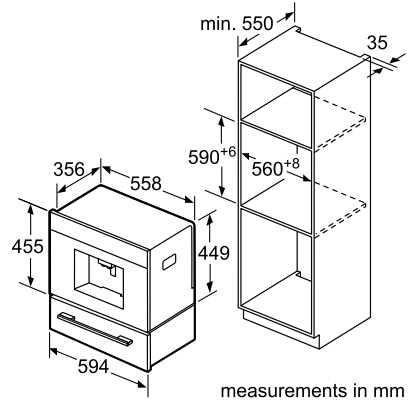
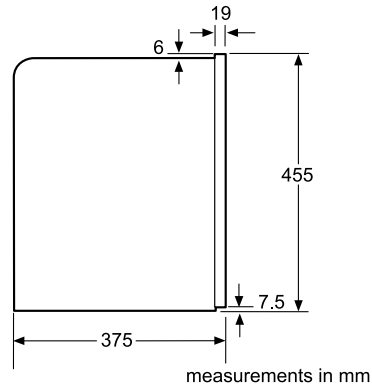
BI630DNS1M



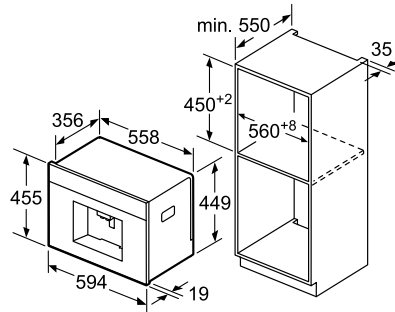
measurements in mm

# Technical Drawings – Coffee Machines

CT636LES1

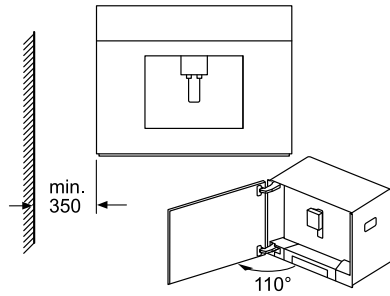


Bean and water containers are removed from the front.  
Recommended installation height 95-145 cm.  
measurements in mm



Bean and water containers are removed from the front.  
Recommended installation height 95-145 cm.  
measurements in mm

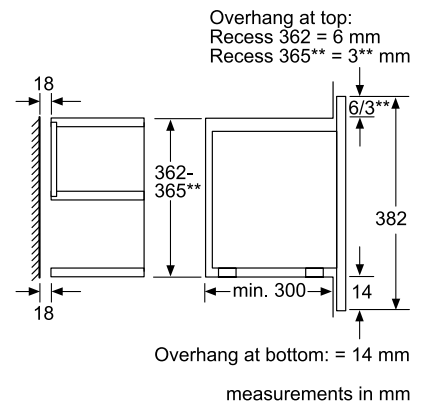
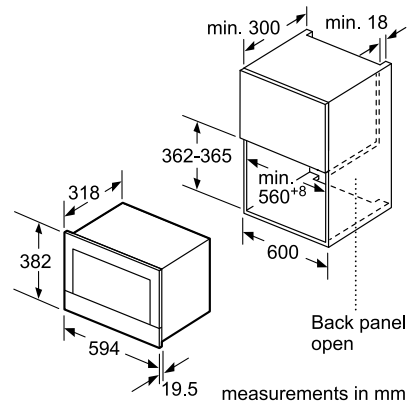
left corner installation



If using the 92° hinge limiter (spare part no. 00636455), the minimum distance to the wall is only 100 mm.  
measurements in mm

# Technical Drawings – Built-in Ovens

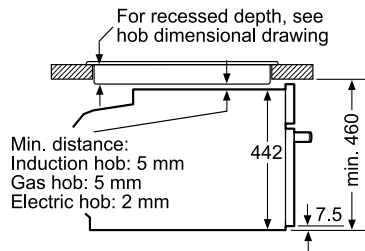
BE634LGS1M



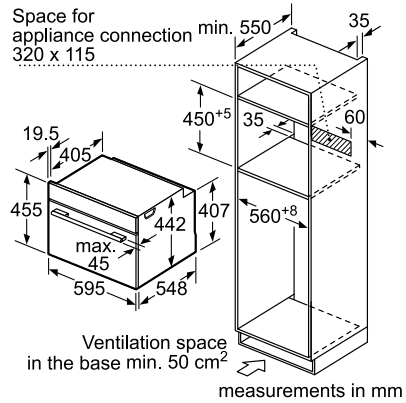
# Technical Drawings – Built-in/Compact Ovens

CM633GBS1M

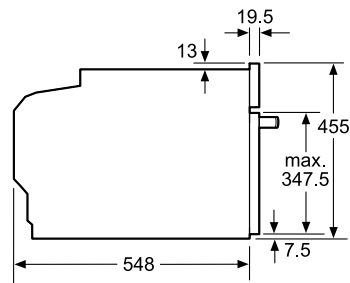
Installation with a hob.



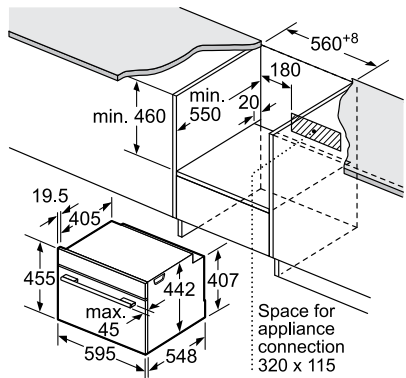
measurements in mm



measurements in mm

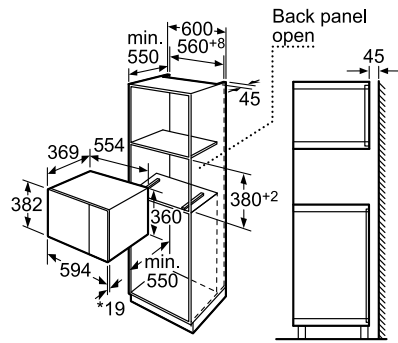


measurements in mm

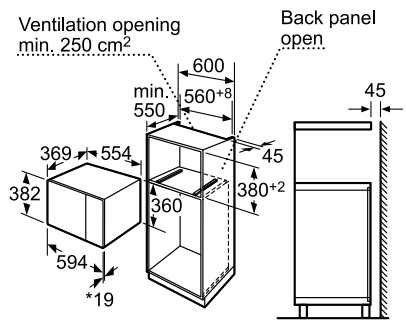


measurements in mm

HF24G564M

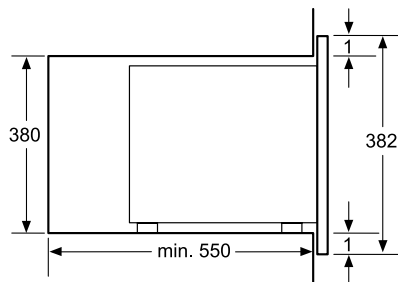


\* 20 mm for metal fascias  
 measurements in mm

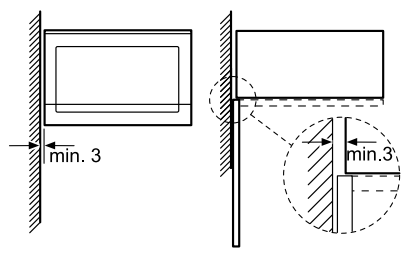


\* 20 mm for metal fascias  
 measurements in mm

Microwave,  
 corner installation



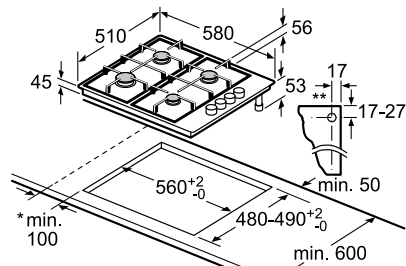
measurements in mm



Measurements in mm

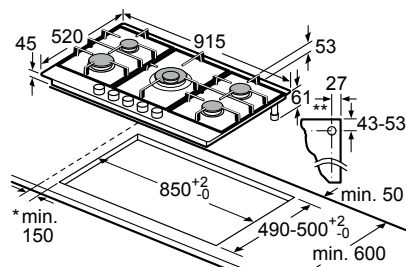
# Technical Drawings – Gas Hobs

EB6C5PB60M



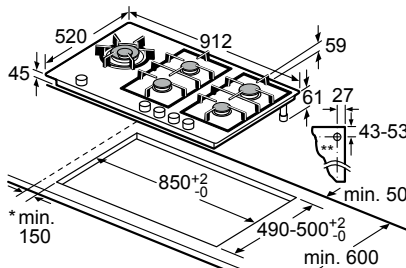
- \* Minimum distance from the hob cut-out to the wall
  - \*\* Position of gas connection in the cut-out
  - \*\*\* With fitted oven underneath, possibly more; see space requirements for the oven
- measurements in mm

EC9A5RB90M



- \* Minimum clearance from the cooktop cutout to the wall
  - \*\* Location of gas connections in cutout
  - \*\*\* With oven installed below possibly more; see oven measurement requirements
- measurements in mm

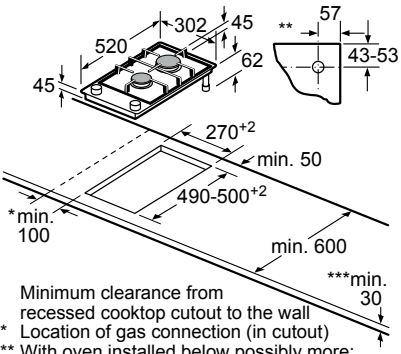
ER9A6SD70M



- \* Minimum clearance from the cooktop cutout to the wall
  - \*\* Location of gas connection in cutout
  - \*\*\* With oven installed below possibly more; see oven measurement requirements
- measurements in mm

# Technical Drawings – Gas Hobs

ER3A6BD70M



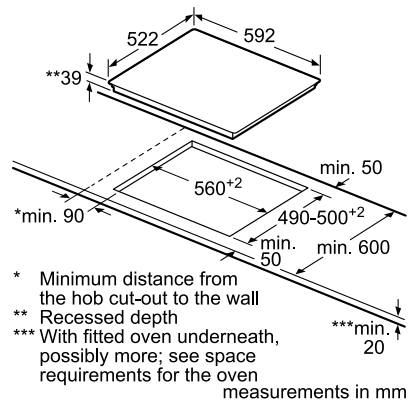
- \* Minimum clearance from recessed cooktop cutout to the wall
- \*\* Location of gas connection (in cutout)
- \*\*\* With oven installed below possibly more; see oven measurement requirements

measurements in mm

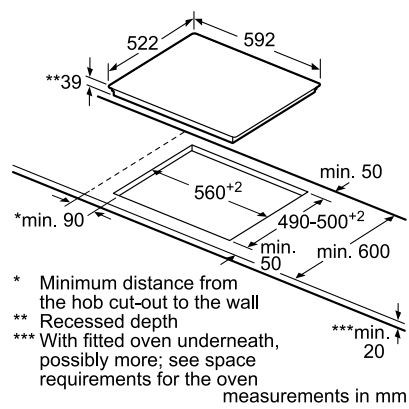


# Technical Drawings – Electric Hobs

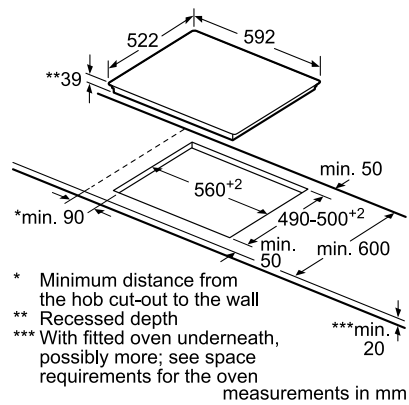
ET611FE17Q



ET651BF17M

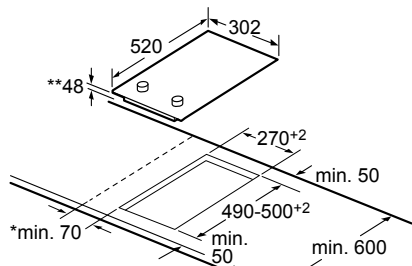


ET651NF17Q

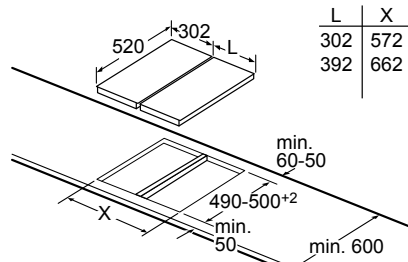


# Technical Drawings – Electric Hobs

ET375CFA1M

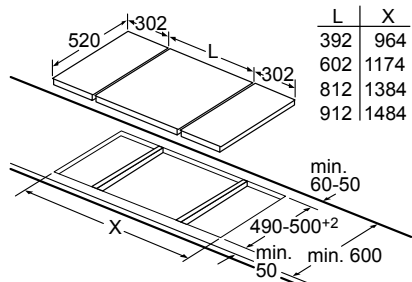


\* Minimum clearance from the cooktop cutout to the wall  
 \*\* Recessed depth  
 \*\*\* With oven installed below possibly more; see oven measurement requirements  
 measurements in mm



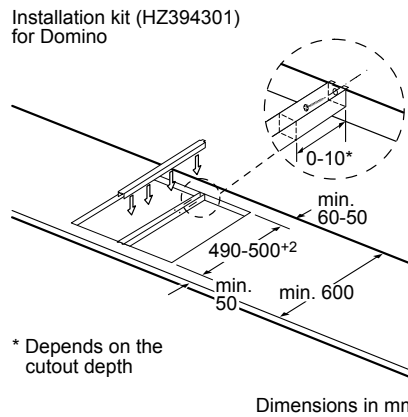
L	X
302	572
392	662

If two or more Domino modular units are installed right next to each other, one or more installation kits are required (2 elements 1 installation kit, 3 elements 2 installation kits, etc.).  
 Dimensions in mm

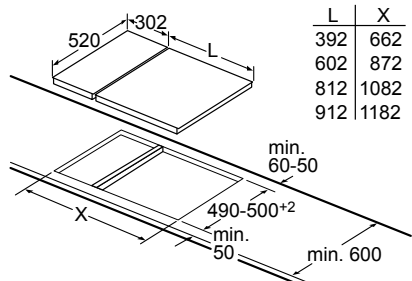


L	X
392	964
602	1174
812	1384
912	1484

If two Domino elements are installed right next to a cooktop, two installation kits (HZ394301) are required.  
 measurements in mm

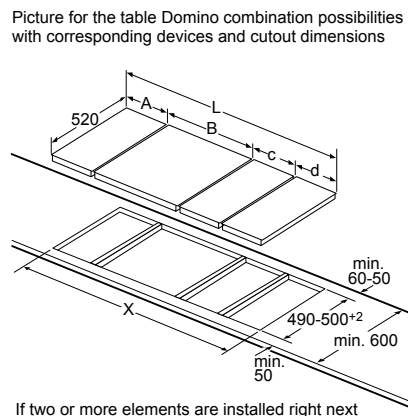


Installation kit (HZ394301) for Domino  
 \* Depends on the cutout depth  
 Dimensions in mm

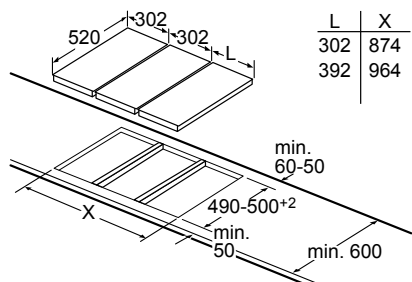


L	X
392	662
602	872
812	1082
912	1182

If a Domino element is installed right next to a cooktop, an installation kit (HZ394301) is required.  
 measurements in mm



Picture for the table Domino combination possibilities with corresponding devices and cutout dimensions  
 If two or more elements are installed right next

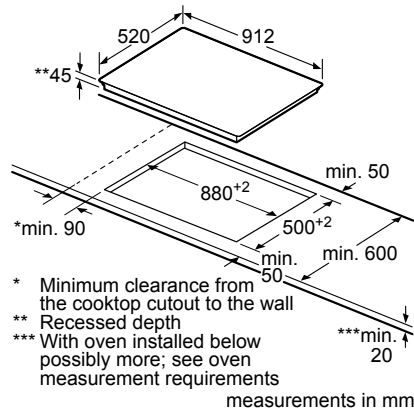


L	X
302	874
392	964

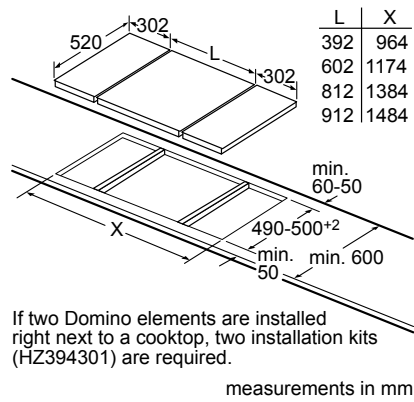
If two or more Domino modular units are installed right next to each other, one or more installation kits are required (2 elements 1 installation kit, 3 elements 2 installation kits, etc.).  
 Dimensions in mm

# Technical Drawings – Electric Hobs

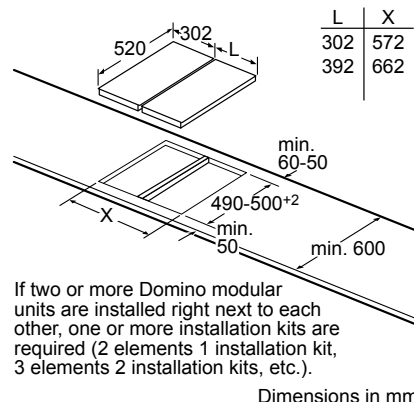
ET975FKB1Q



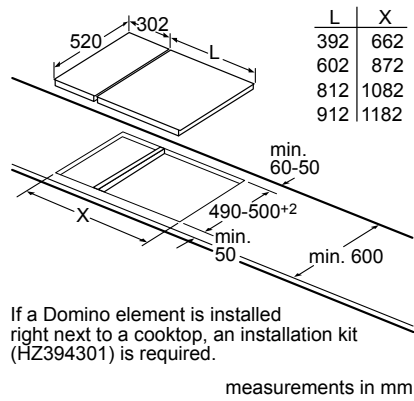
ET375CUA1M



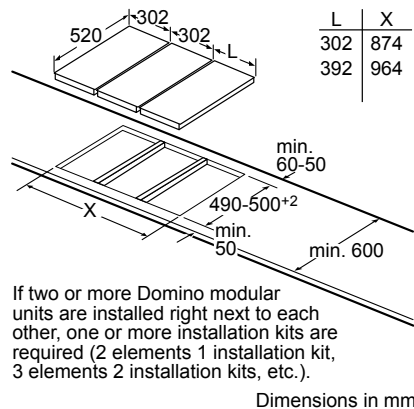
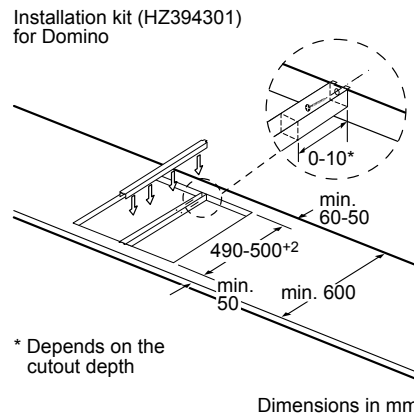
If two Domino elements are installed right next to a cooktop, two installation kits (HZ394301) are required.



If two or more Domino modular units are installed right next to each other, one or more installation kits are required (2 elements 1 installation kit, 3 elements 2 installation kits, etc.).

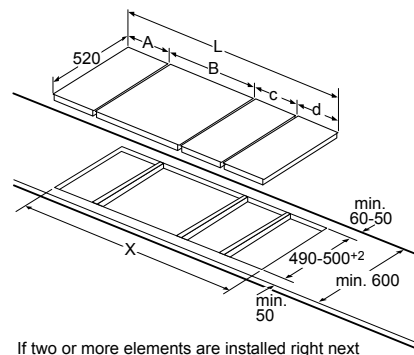


If a Domino element is installed right next to a cooktop, an installation kit (HZ394301) is required.



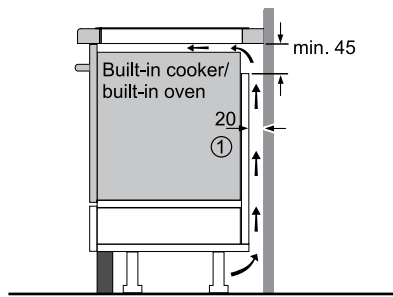
If two or more Domino modular units are installed right next to each other, one or more installation kits are required (2 elements 1 installation kit, 3 elements 2 installation kits, etc.).

Picture for the table Domino combination possibilities with corresponding devices and cutout dimensions



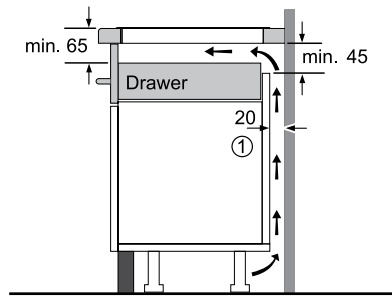
# Technical Drawings – Electric Hobs

EX675FXC1E



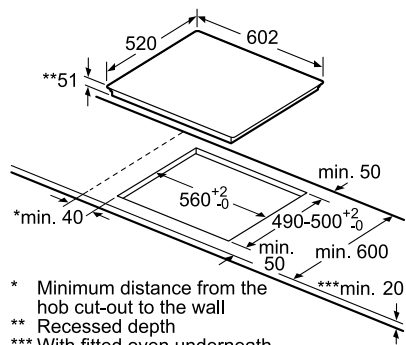
① Ventilation gap must be present

All measurements in mm



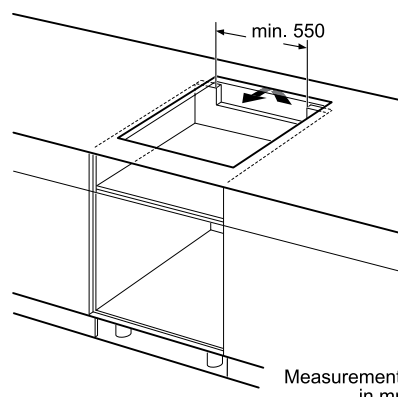
① Ventilation gap must be present.

Measurements in mm



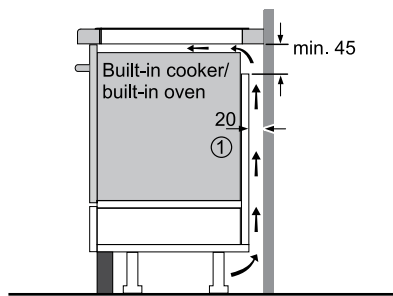
\* Minimum distance from the hob cut-out to the wall  
 \*\* Recessed depth  
 \*\*\* With fitted oven underneath, possibly more; see space requirements for the oven

measurements in mm



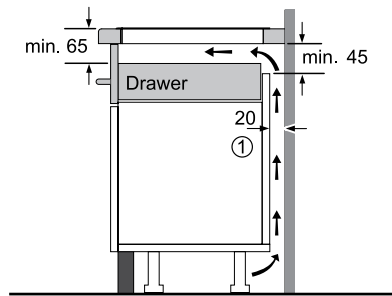
Measurements in mm

EX975LXC1E



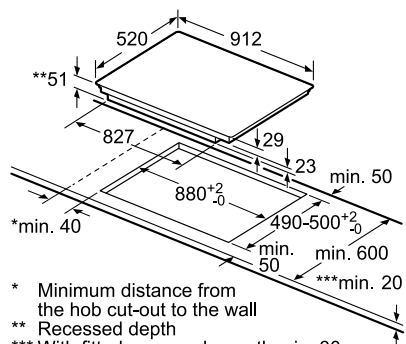
① Ventilation gap must be present

All measurements in mm



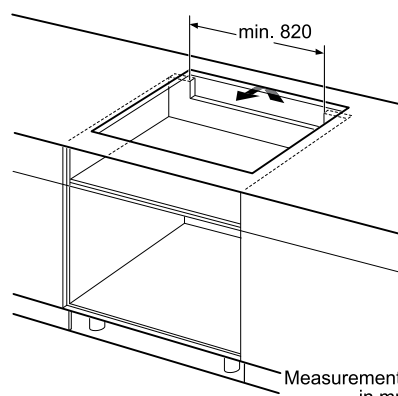
① Ventilation gap must be present.

Measurements in mm



\* Minimum distance from the hob cut-out to the wall  
 \*\* Recessed depth  
 \*\*\* With fitted oven underneath min. 30, possibly more; see space requirements for the oven

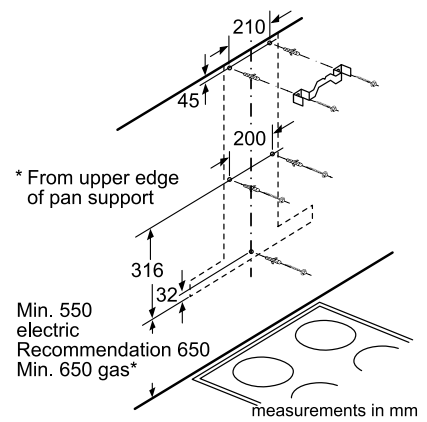
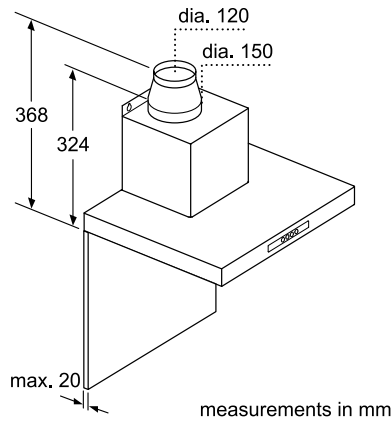
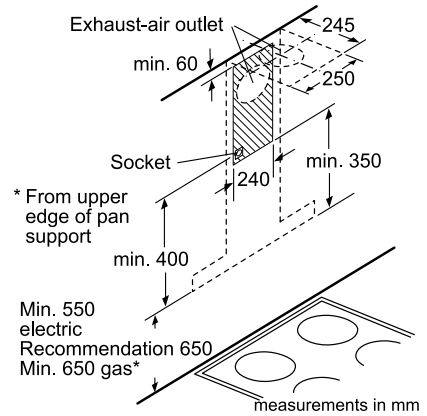
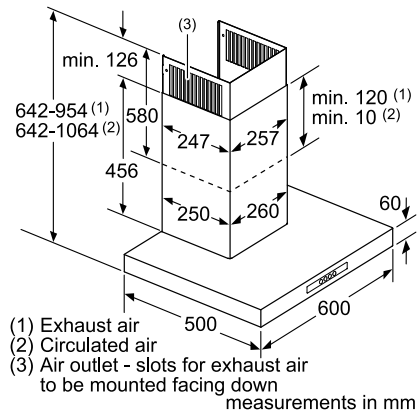
measurements in mm



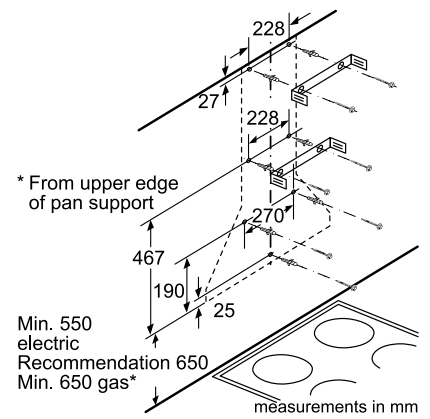
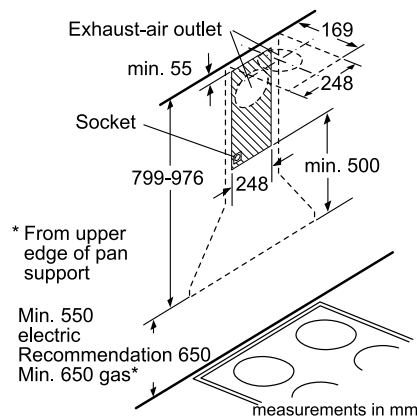
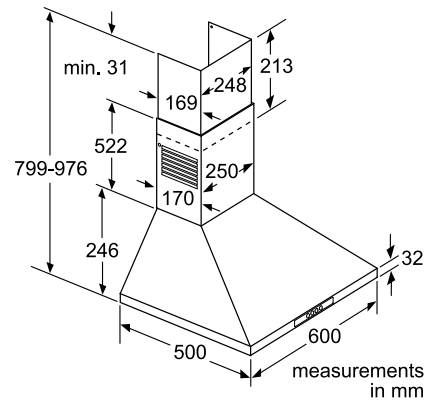
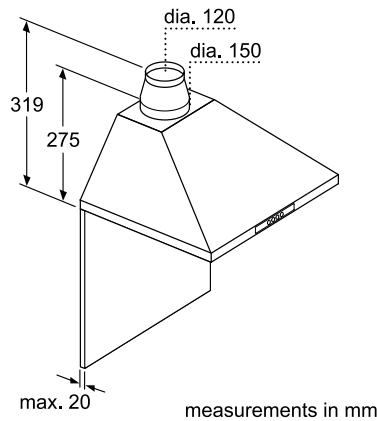
Measurements in mm

# Technical Drawings – Hoods

LC64BA521B

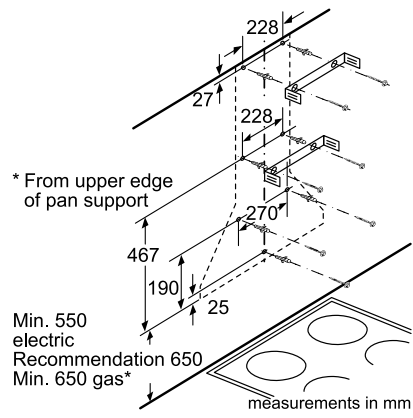
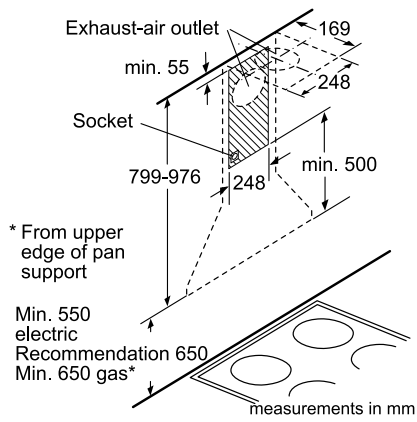
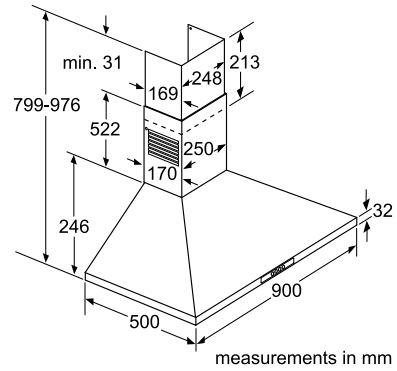
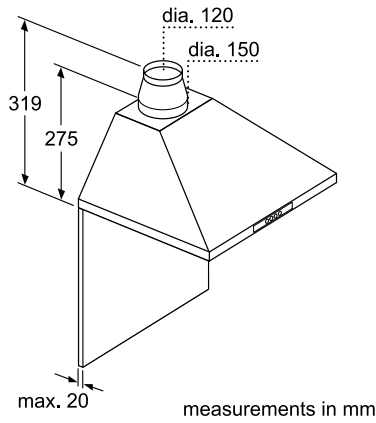


LC64WA521B

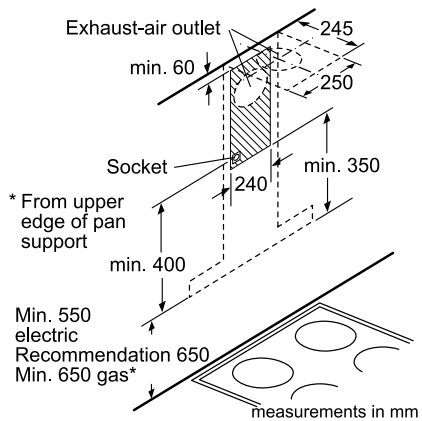
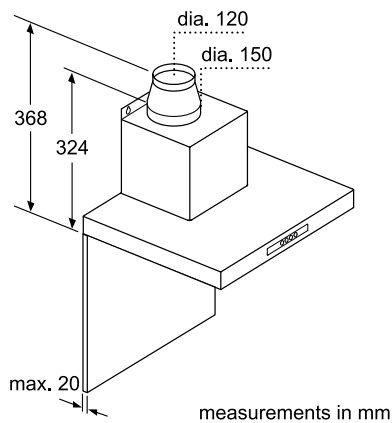
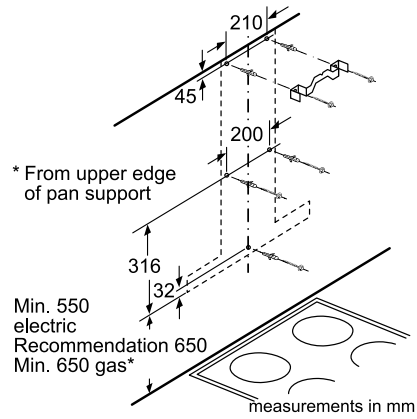
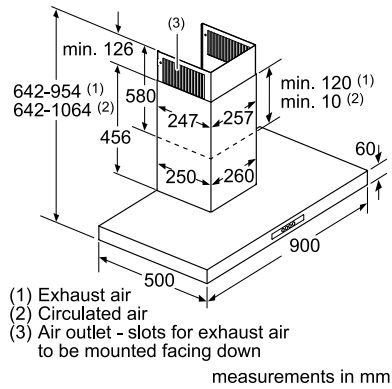


# Technical Drawings – Hoods

LC94WA521B

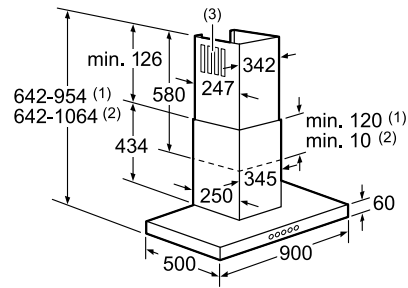


LC94BA521B

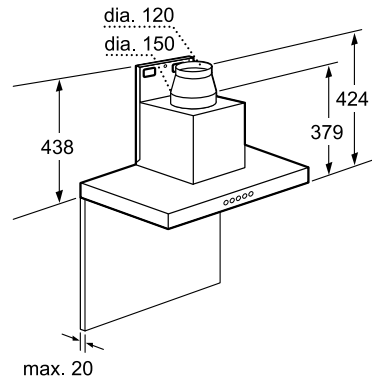


# Technical Drawings – Hoods

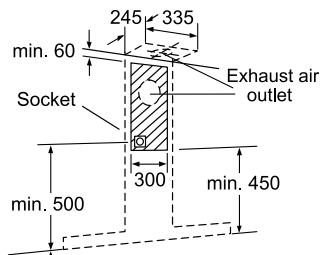
LC97BE532B



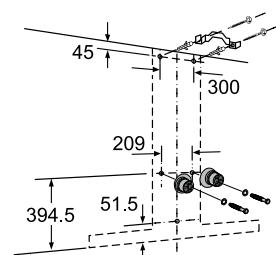
- (1) Exhaust air
  - (2) Circulated air
  - (3) Air outlet - install with vent at bottom for exhaust air
- Measurements in mm



Measurements in mm

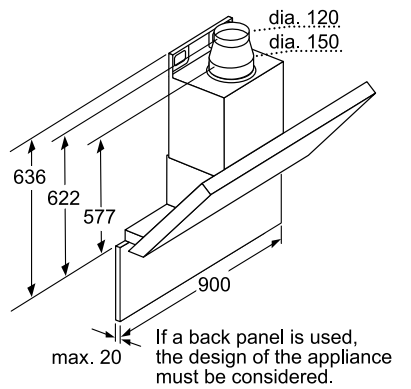


- min. 60
  - Socket
  - Exhaust air outlet
  - min. 500
  - min. 550 electric recommendation 650
  - min. 650 gas\*
- \* from upper edge of pan support
- Measurements in mm

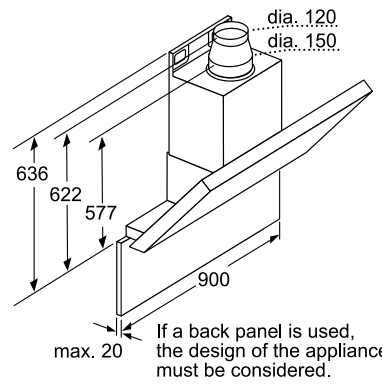


- min. 550 electric recommendation 650
  - min. 650 gas\*
- \* from upper edge of pan support
- Measurements in mm

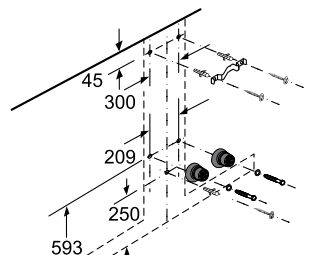
LC91KB672B



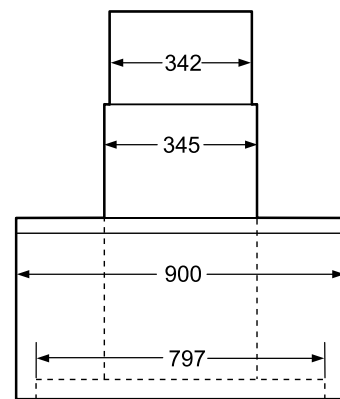
Measurements in mm



Measurements in mm



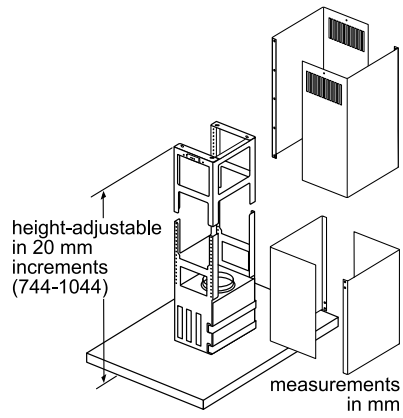
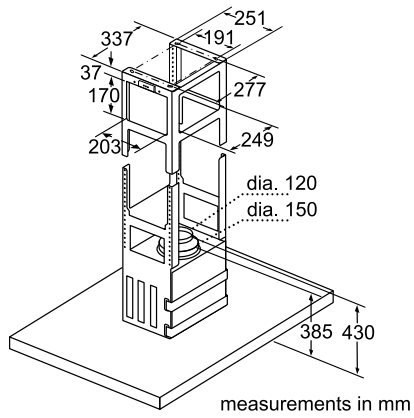
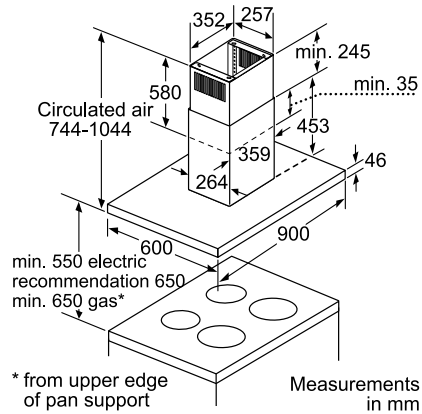
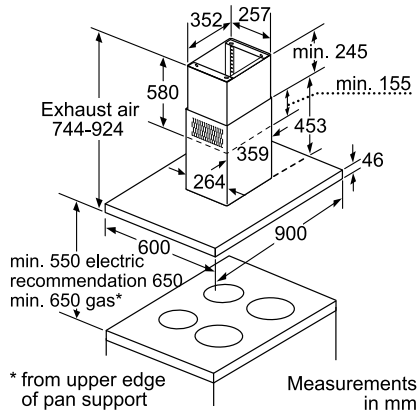
- min. 400 electric
  - min. 500 gas\*
- \* from upper edge of pan support
- measurements in mm



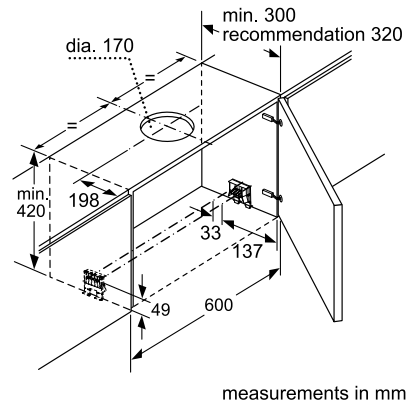
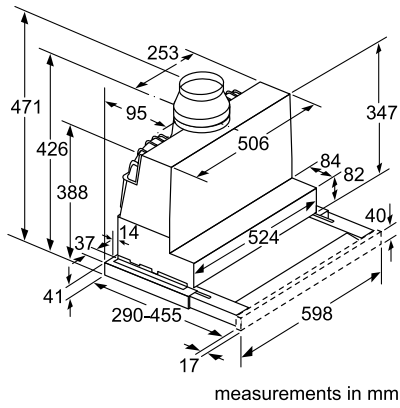
measurements in mm

# Technical Drawings – Hoods

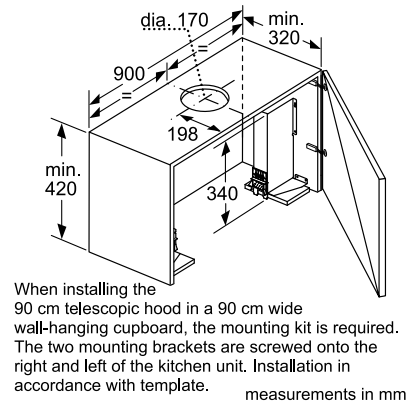
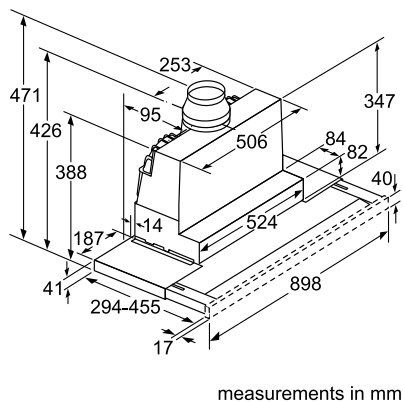
LF91BE52B



LI67RA540B



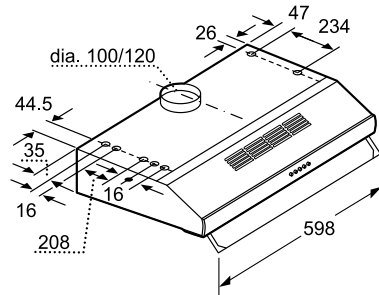
LI97RA540B



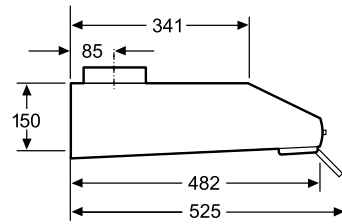


# Technical Drawings – Hoods

LU16150GB

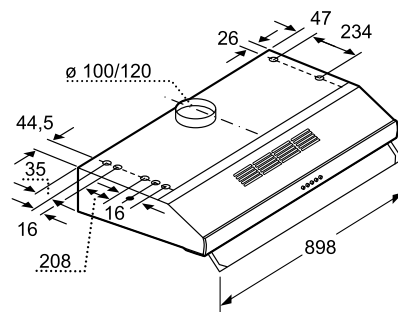


measurements in mm

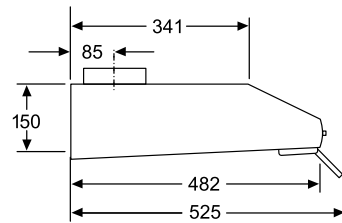


measurements in mm

LU26150GB

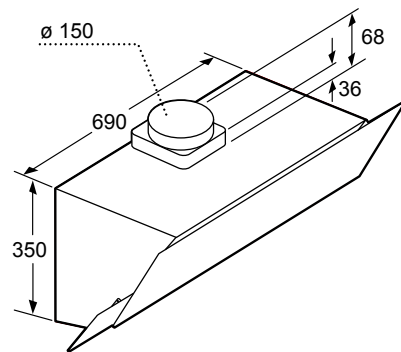


measurements in mm

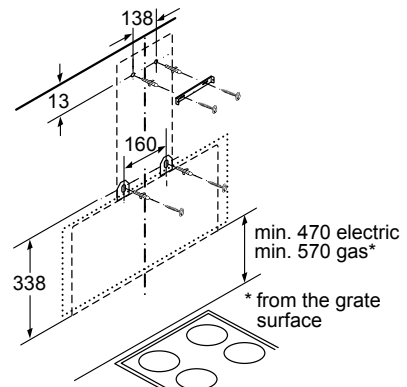


measurements in mm

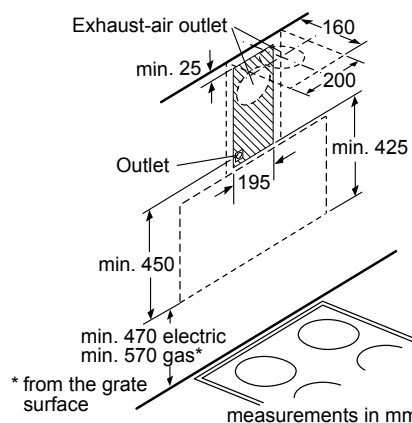
LC95KA670M



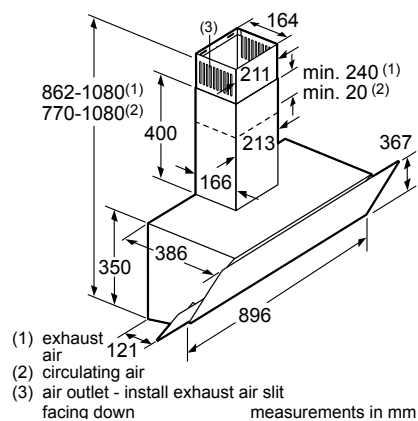
measurements in mm



measurements in mm



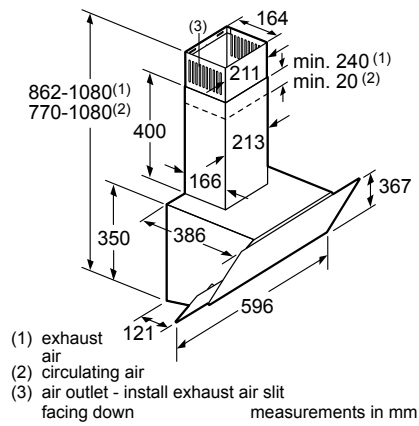
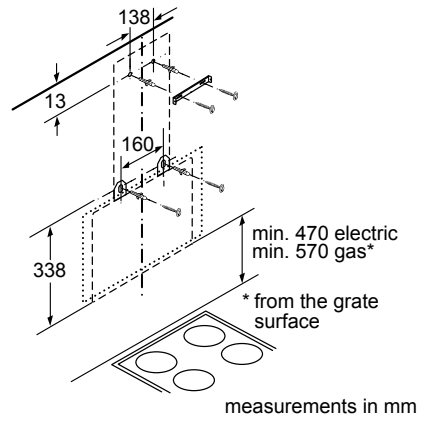
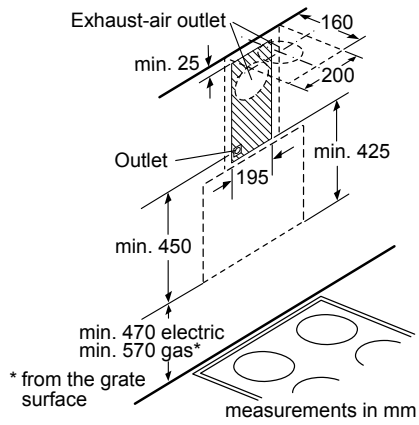
measurements in mm



(1) exhaust air  
(2) circulating air  
(3) air outlet - install exhaust air slit facing down  
measurements in mm

# Technical Drawings – Hoods

LC65KA670M



# Refrigerators - Built-in

Stylish, spacious cooling, packed with innovative technology that gives you unmatched energy efficiency.





# Built-in Refrigerators

## GI38NA55M

noFrost, Built-in tall freezer



**iQ 700**

★★★ Energy efficiency class.



### General Information:

- Soft closing door with insulation
- Soft Close Door
- Complete ventilation through plinth

### Comfort and Safety:

- LED electronic control
- 1 compressor/1 cold circuit
- Super freezing with automatic switch off
- Automatic defrost in fridge section
- Acoustic open door warning system
- Optical and Acoustic Warning System by Temperature increase

### Freezer Section:

- 2 hinged freezer compartments with transparent front
- 5 transparent freezer drawers
- Calendar frozen food
- 6 security glass shelves between freezer drawers
- LED Illumination

### Technical Information:

- Net capacity \*\*\*\* freezer: 212 l
- Freezing capacity: 24 kg/24 h
- Noise level: 40 dB(A) re 1 pW
- Storage time in power failure: 11 h
- Door left hinged, Reversible
- Climate Class: SN-T
- Connected load: 120 W
- Nominal voltage: 220 - 240 V

### Dimensions:

- Niche Dimension (H x W x D): 177.5 cm x 56.0 cm x 55.0 cm
- Dimensions ( H x W x D): 177.2 cm x 55.6 cm x 54.5 cm

### Accessories:

- 1 x ice cube tray


## KI81RAF30M

coolEfficiency, Built-in tall freezer



**iQ 500**

★★★ Energy efficiency class.



### Performance and consumption:

- Net capacity: 319 l
- Noise level: 37 dB(A) re 1 pW
- Climate Class: SN-T

### Design:

- LED interior light

### Comfort and Safety:

- 7 segment electronic control
- freshSense - constant temperature by intelligent sensor technology
- Automatic defrost in fridge section
- Super cool function
- Acoustic open door warning system

### Fridge Section:

- Net fridge capacity: 319 l
- with carbon filter
- 7 safety glass shelves (6 height adjustable), of which 1 x varioShelf divisible and pushed under shelf, 2 x easyAccess Shelf, extendable
- Bottle grid
- 6 door bins, there of 1x dairy compartment

### Freshness System:

- hyperFresh Box on telescopic rails with humidity control - keeps fruit and vegetables up to 2 x longer fresh!
- Vegetable container on telescopic rails

### Dimensions:

- Dimensions ( H x W x D): 177.2 cm x 55.8 cm x 54.5 cm
- Niche Dimension (H x W x D): 177.5 cm x 56.0 cm x 55.0 cm

### Technical Information:

- Door right hinged, Reversible
- Connected load: 90 W
- Nominal voltage: 220 - 240 V
- Transportation handles

### Accessories:

- 2 x egg tray
- Bottle holder

# Built-in Refrigerators

## KI87VVS30M

coolEfficiency, Built-in fridge freezer



**iQ 500**

★★★★ Energy efficiency class.

### Performance and consumption:

- Total capacity: 274 l
- Airborne acoustical noise emissions: 38 dB dB(A) re 1 pW
- Climate Class SN-T

### Design:

- Easy clean interior Comfort and Safety
- LED electronic control
- Automatic defrost in fridge section

### Fridge Section:

- Capacity refrigeration zone: 209 l
- 5 safety glass shelves of which 4 are height adjustable
- 5 large door shelves

### Freshness System:

- Vegetable container with wavy bottom

### Freezer Section:

- Freezer capacity: 63 l
- Freezing capacity: 3 kg in 24 hours
- Storage time in power failure: 13 Hours

- 3 transparent freezer drawers
- Freezing calendar

### Dimensions:

- Dimensions: H 177.2 cm x L 54.1 cm x D 54.5 cm

## KU15LA60GM

Build-under refrigerator, Flat hinge



**iQ 500**

★★★★ Energy efficiency class.

### General Information:

- 0.381 kWh/24 h energy consumption
- Height adjustable feet in the front

### Design:

- Interior with metal applications

### Comfort and Safety:

- Electromechanical temperature control
- 1 compressor/1 cold circuit
- Automatic defrost in fridge section

### Fridge Section:

- 2 safety glass shelves, of which 1 are height adjustable
- Big pull out tray
- Vegetable container with lid
- 1 door shelf large, 2 door shelf small
- Bottle holder in x-deep door tray
- 1x25W fridge light
- 1x25W fridge light in fridge section

### Freezer Section:

- Ice cube tray

### Technical Information:

- Net capacity: 123 l
- Net fridge capacity: 108 l
- Net capacity \*\*\*\* freezer: 15 l
- Freezing capacity: 2 kg/24 h
- Storage time in power failure: 10 h
- Reversible, Door right hinged
- Climate Class: SN-ST
- Niche Dimension (H x W x D): 82.0 cm x 60.0 cm x 55.0 cm
- Dimensions (H x W x D): 82.0 cm x 59.8 cm x 54.8 cm
- Connected load: 90 W

### Accessories:

- 1 x egg tray, 1 x ice cube tray

## KI38VX22GB

Built-in fridge freezer, Bottom freezer, Sliding hinge



**iQ 100**

★★★ Energy efficiency class.



### Performance and consumption:

- Net capacity: 276 l
- Noise level: 40 dB(A) re 1 pW
- Climate Class: SN-ST

### Design:

- Easy clean interior

### Comfort and Safety:

- LED electronic control
- Automatic defrost in fridge section

### Fridge Section:

- Net fridge capacity: 217 l
- 5 safety glass shelves, of which 4 are height adjustable
- 5 door trays

### Freshness System:

- Vegetable container with wave bottom

### Freezer Section:

- Net capacity \*\*\*\* freezer: 59 l
- Freezing capacity: 6 kg/24 h
- Storage time in power failure: 13 h

- 3 transparent freezer drawers
- Calendar frozen food

### Dimensions:

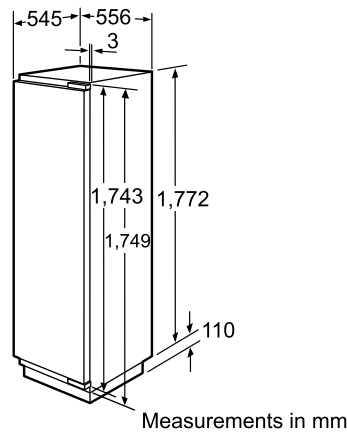
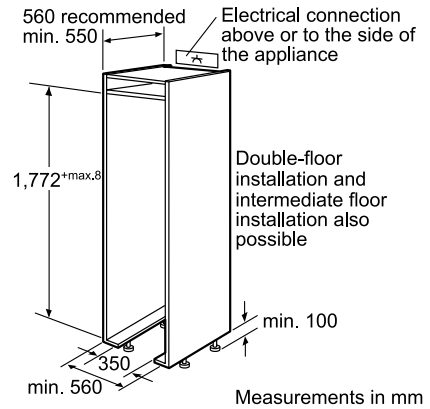
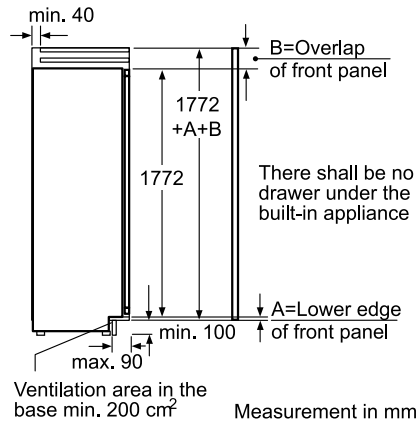
- Dimensions (H x W x D): 177.2 cm x 54.1 cm x 54.5 cm
- Niche Dimension (H x W x D): 177.5 cm x 56.2 cm x 55.0 cm

### Technical Information:

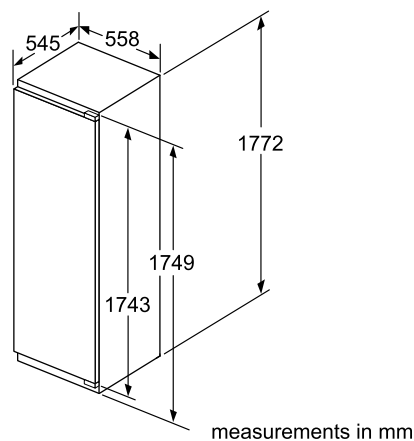
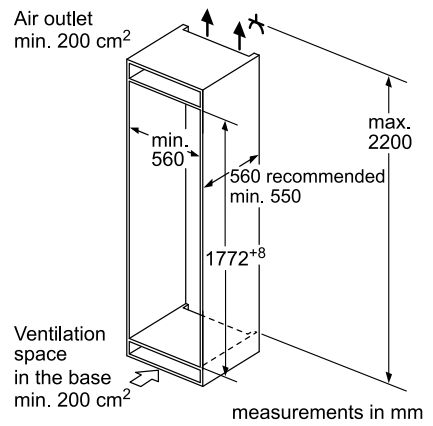
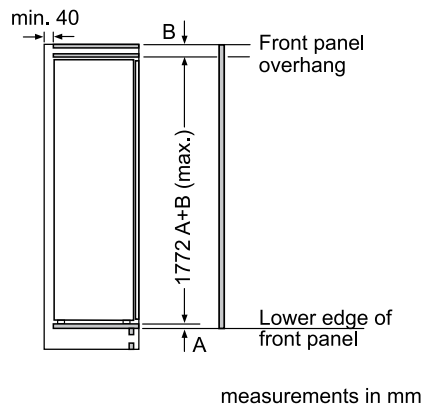
- Reversible, Door right hinged
- Connected load: 90 W
- Nominal voltage: 220 - 240 V

# Technical Drawings – Built-in Refrigerators

GI38NA55M

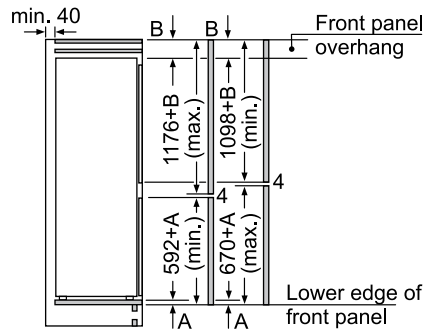
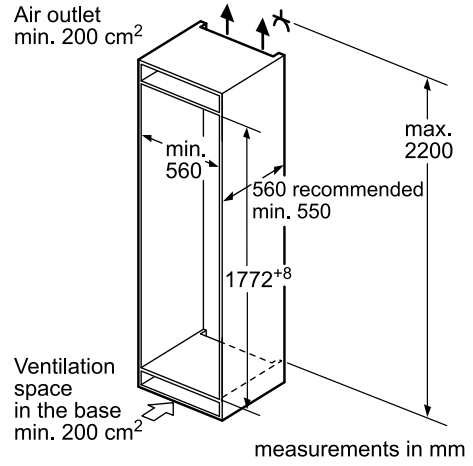
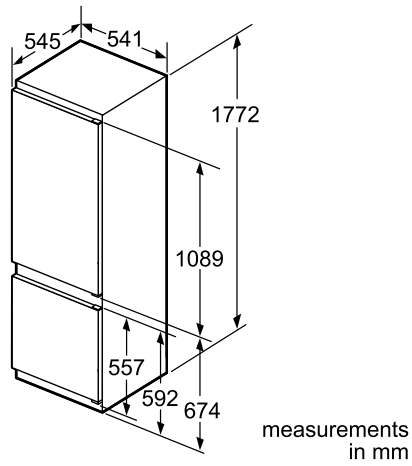


KI81RAF30M



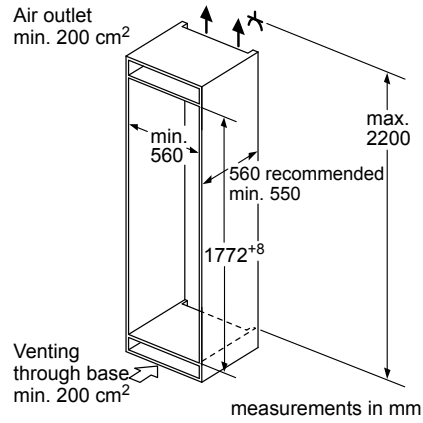
# Technical Drawings – Built-in Refrigerators

KI38VX22GB



The specified unit door dimensions are valid for a door gap of 4 mm.  
measurements in mm

KI87VVS30M

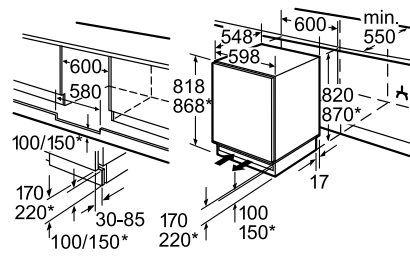


Venting through base min. 200 cm²



# Technical Drawings – Built-in Refrigerators

KU15LA60GM



\* Variable base/  
substructure height

Space for electrical connection next to the  
appliance on the left or right-hand side.  
Ventilation in the base.

measurements in mm



# Dishwashers - Built-in

Seamlessly integrated for a stylish kitchen.





# Built-in Dishwashers

## SN558S10MM Semi Int. Built-in



**iQ 500**

**A+++**



- Capacity: 14 place settings
- Energy Efficiency Class: A+++ -10%
- Noise level: 42 dB (re 1 pW)
- 8 programmes: Intensive 70 °C, Auto 45-65 °C, Eco 50 °C, Auto 35-45 °C, Glass 40 °C, Quick Wash, Pre-rinse
- 5 special options: Intensive Zone, VarioSpeedPlus, HygienePlus, Machine care
- 5 cleaning temperatures
- SpeedMatic hydraulic system
- DosageAssist
- BLDC motor for heat and drain pump
- Aqua-Sensor, Load Sensor
- Detergent Automation
- Heat exchanger
- Alternating spray technique
- Regenerative electronics
- Self-cleaning filter system with 3-fold corrugated filter
- Stainless steel
- Time remaining indicator front
- Programme flow display
- LED colour on indicators blue/white
- Electronic delay timer: 1-24 hours
- LED salt refill indicator
- LED rinse aid refill indicator
- Silver XXL baskets
- RackMatic height-adjustable top basket (3 stage)
- 2 foldable plate racks in top basket
- 4 foldable plate racks in bottom basket
- 2 lever (long/short) 2
- 2 shelves in bottom basket
- AquaStop with guarantee - Prevent Water Leakage
- Childproof control lock
- Servo lock for effortless door closing
- Front-adjustable rear foot
- Inclusive Steam protection plate
- Dimensions of the product (HxWxD): 81.5 x 59.8 x 57.3 cm

## SN54D500GC Semi Int. Built-in



**iQ 300**

**A+**



- Capacity: 12 place settings
- Energy Efficiency Class: A+
- Noise level: 48 dB
- 4 programmes: Intensive 70 °C, Economy 50 °C, Quick Wash 45 °C, Quick Wash 65 °C
- Special option: VarioSpeed, half load
- ActiveWater hydraulic system
- DosageAssist
- BLDC motor for heat and drain pump
- AquaSensor, Load Sensor
- Detergent Automation
- Alternating spray
- Regenerative electronics
- Self-cleaning filter system with 3-fold corrugated filter
- Stainless steel/Polinox
- Time remaining indicator front
- LED colour on indicators red/red
- Electronic delay timer: 1-24 hours
- LED salt refill indicator
- LED rinse aid refill indicator
- Retractable rotary knob
- VarioFlex basket system
- Silver XXL baskets with pullout handle
- Rackmatic 3-stage
- 2 foldable plate racks in top basket
- 4 foldable plate racks in bottom basket
- Variable cutlery basket in bottom basket
- 2 x cup shelves
- Servo-lock
- Glass care system
- Front-adjustable rear foot
- Dimensions of the product (HxWxD): 81.5 x 59.8 x 57.3 cm

# Built-in Dishwashers

## SN658X10MM Fully integrated



- Capacity: 14 place settings
- Energy Efficiency Class: A+
- Noise level: 41 dB (re 1 pW)
- 8 programmes: Intensive 70 °C, Auto 45-65 °C, Eco 50 °C, Night Program 50 °C, Glass 40 °C, Quick Wash Pre-rinse Auto 55-45 °C,
- 4 special options: Intensive Zone, VarioSpeedPlus, HygienePlus, machine care
- 5 cleaning temperatures
- SpeedMatic hydraulic system
- DosageAssist
- BLDC motor for heat and drain pump
- Aqua-Sensor, Load Sensor
- Detergent Automation
- Heat exchanger
- Alternating spray technique
- Regenerative electronics
- Self-cleaning filter system with 3-fold corrugated filter
- Stainless steel
- Time remaining indicator front
- Programme flow display
- LED colour on indicators blue/white
- Electronic delay timer: 1-24 hours
- LED salt refill indicator
- LED rinse aid refill indicator
- Silver XXL baskets
- RackMatic height-adjustable top basket (3 stage)
- 2 foldable plate racks in top basket
- 4 foldable plate racks in bottom basket
- 2 lever (long/short) 2
- 2 shelves in bottom basket
- AquaStop with guarantee - Prevent Water Leakage
- Childproof control lock
- Servo lock for effortless door closing
- Front-adjustable rear foot
- Inclusive Steam protection plate
- Dimensions of the product (HxWxD): 81.5 x 59.8 x 57.3 cm

**iQ 500**

A+



## SN66D010GC Fully integrated



- Capacity: 12 place settings
- Energy Efficiency Class: A+
- Noise level: 46 dB
- 6 programmes: Intensive 70 °C, Auto 45-65 °C, Eco 50 °C, Glass 40 °C, Quick wash 65 °C, Quick wash 45 °C
- Special options: varioSpeed, halfload
- 5 cleaning temperatures
- speedMatic hydraulic system
- DosageAssist
- BLDC motor for heat and drain pump
- Aqua-Sensor, Load Sensor
- Detergent Automation
- Alternating spray technique
- Regenerative electronics
- Self-cleaning filter system with 3-fold corrugated filter
- Stainless steel/Polinox
- Push button top controls
- Acoustic end of cycle indicator
- Infolight blue
- LED colour on indicators red/
- LED salt refill indicator
- LED rinse aid refill indicator
- vario basket system
- Silver XXL baskets
- 2 foldable plate racks in bottom basket
- 2 x cup shelves
- aquaStop with guarantee - Prevent Water Leakage
- Childproof door lock
- Servo lock for effortless door closing
- Glass care protection system
- Front-adjustable rear foot
- Inclusive Steam protection plate
- Dimensions of the product (HxWxD): 81.5 x 59.8 x 55 cm

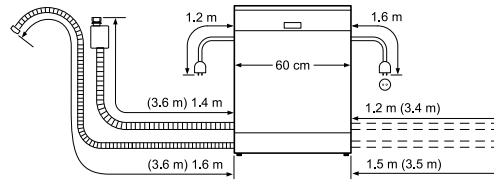
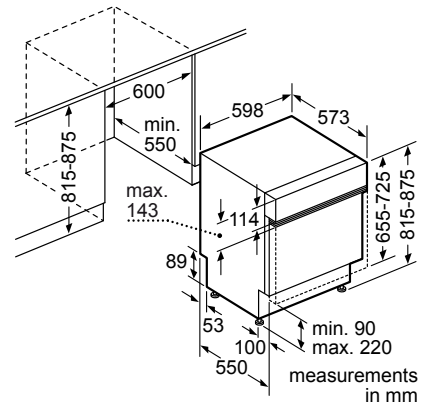
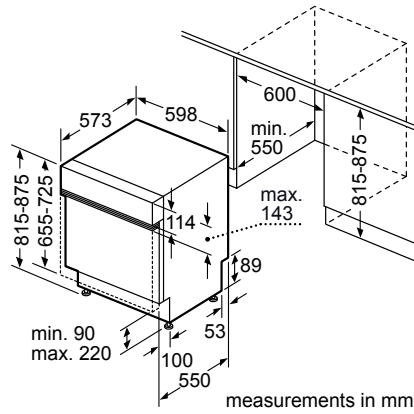
**iQ 300**

A+



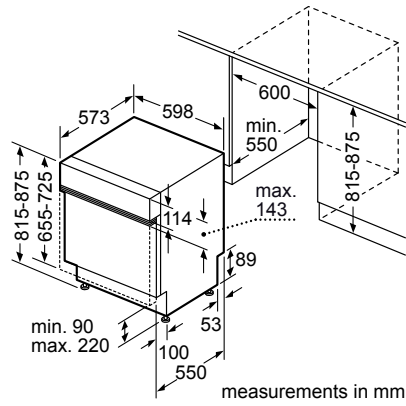
# Technical Drawings – Built-in Dishwashers

SN558S10MM



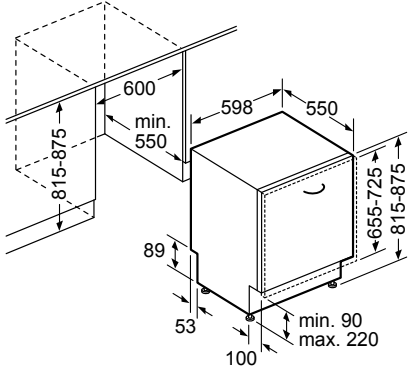
( ) values with extension kit

SN54D500GC



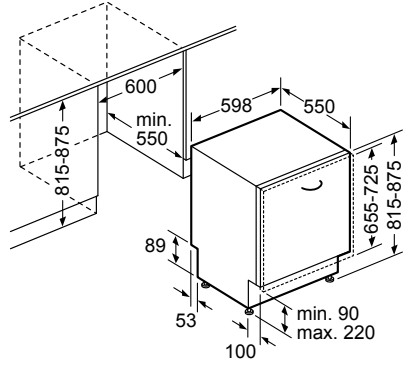
# Technical Drawings – Built-in Dishwashers

SN658X10MM



measurements in mm

SN66D010GC



measurements in mm



Super convenient,  
super stylish.

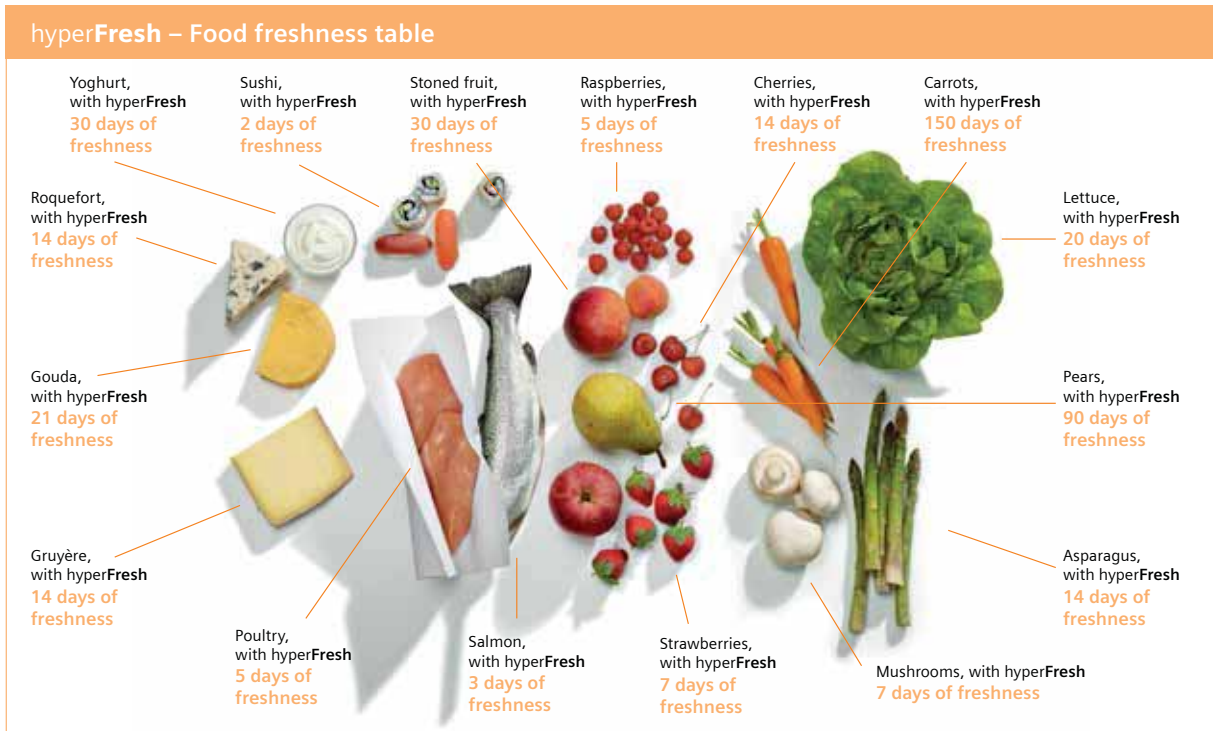


Food preservation technologies that mean you can store a lettuce for up to 20 days and it will still taste as fresh as the day you buy it.

Research shows that roughly one third of the food produced in the world, which is approximately 1.3 billion tonnes, gets wasted every year. This means, households waste up to \$750 billion worth of food every year.\*



# The perfect environment for fresh food.



The hyperFresh food preservation system makes your fresh produce last up to three times longer.



Food storage times in coolBox		
Food	Max. storage time (days)	Handling recommendation
<b>Meat</b>		
Beef	5	Keep in original packaging, cover tightly
Poultry	3 - 5	
Game	5	
Lamb	3 - 5	
Pork	3 - 5	
Minced meat	1	
<b>Meat products</b>		
Cold cuts	5 - 7	Keep in original packaging, cover tightly
Sausages	5 - 7	
Cooked leftovers	3 - 5	Store in plastic or glass container, cover tightly, refrigerate quickly

hyperFresh and coolBox storage drawers.

\*www.un.org 2013



±0°C fish & meat

plus  
hyperFresh

±0°C fish & meat

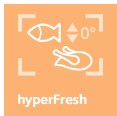
plus  
hyperFresh

plus  
hyperFresh

plus  
fruit & vegetables

There's nothing worse than stocking your fridge full of fresh food, only to find that a few days later it is no longer edible. Saving you time and money, Siemens fridge freezers feature new technology that is going to prolong the life of your fresh produce, meaning there will be fewer trips to the supermarket so you can enjoy your favourite foods for longer.

These benefits include; keeping your food at the correct temperature, locking in the nutrients with our innovative hydroFresh drawer, and the airFresh filter that helps to separate the smells in your fridge, meaning no cross contamination between sweet and savoury foods. A Siemens fridge freezer is the smartest way to preserve your food.



#### hyperFresh:

Whether storing fruits or vegetables, the hyperFresh drawer lets you adjust the moisture level to the food stored inside, setting it easily using the manual slide control. This keeps everything fresh and crisp for longer.



#### hyperFresh plus:

With an improved humidity control system, the hyperFresh plus drawer lets you store your vegetables and fruits for 2x longer through adjusting the moisture level to the food stored inside, setting it easily using the manual slide control. Let your food retain its taste and aroma with hyperFresh plus.

#### Keeps food smells separate.

Shelves separate food, the airFresh filter separates smells, ensuring that the fridge smells fresh at all times. The filter neutralises odours in the fridge, ensuring that smells don't transfer between foods, while the anti-microbial filter stops the transfer of germs and bacteria. Sweet and savoury can sit side-by-side and you can enjoy a fresh smelling fridge every time you open the door.

#### Optimum temperature guaranteed.

Monitoring the temperature of the room, sensors in the fridge detect how much power is needed to maintain optimum fridge and freezer temperatures. Less fluctuation in temperature ensures food is stored safely and also helps to make sure only the energy needed is used. Food preservation and energy-efficiency go hand-in-hand with vitaControl.



**Designed for an easy life.**

noFrost frees you from the tedious chore of defrosting the freezer.



### LED Light

Siemens LED light ensures uniform brightness throughout the refrigerator. Everything in there will be bathed with brilliant lights, coming from the sides and above.







# Veggies are bad for you. As long as you keep bending to pick them.

## Siemens refrigerator with bottom freezer technology.

Vegetables have wonderful nutritional value. It's no wonder you try and make them part of your daily diet. But among the 20 odd times a day you bend down to reach for that vegetable drawer, your back often pays the price.

Imagine a refrigerator that stores your vegetables, water bottles, juices and more, all within easy reach. Well that just changes things. Bring home our Siemens refrigerator with bottom freezer, and make vegetables good once again.

And by the way, Siemens Bottom Freezer refrigerators are another example of Siemens super-efficient home appliances. Check and compare consumption values!



# Bottom Freezer Refrigerators

## KG86NAI30M noFrost, Bottom freezer



**iQ 500**

★★★★ Energy efficiency class.



### Performance and consumption:

- Total capacity: 682 l
- Airborne acoustical noise emissions: 42 dB dB(A) re 1 pW

### Design:

- Door Inox-easyclean, side panels Metallic chrome
- alu vertical bar handle
- LED with Soft Start in fridge section

### Comfort and Safety:

- noFrost
- In-door LCD control
- Super cool function
- Automatic deactivation
- Optical and acoustic door open warning system
- Child lock, Holiday mode, Economy setting

### Fridge Section:

- Capacity refrigeration zone: 496 l
- Multi Airflow-System
- airFreshfilter
- 4 safety glass shelves of which 3 are height adjustable
- 7 door bins, there of 2x dairy compartment
- Pull-out tray with Breakfast box

### Freezer Section:

- Freezer capacity: 186 l
- 2 freezer drawers, incl. 1 Big Box
- Freezing calendar

### Dimensions:

- Dimensions: H 186 cm x L 86 cm x D 81 cm

### Technical Information:

- Door right hinged, reversible
- Height adjustable front feet, roles in the back
- Climate Class SN-T
- Connection load: 100 W
- Rated Voltage 220 - 240 V

### Accessories:

- 3 x egg tray, 2 x ice cube tray with lid, 1 x bottle holder in door tray

### Country Specific Options:

- Gross capacity, total: 682 l
- Gross capacity cooling 496 l
- Gross capacity\*\*\*\* freezer: 186 l (-18°C and below)
- Based on the results of the standard 25-hour test. Actual consumption depends on usage/position of the appliance.

## KG76NAI30M noFrost, Bottom freezer



**iQ 500**

★★★★ Energy efficiency class.



### Performance and consumption:

- Total capacity: 578 l
- Airborne acoustical noise emissions: 42 dB dB(A) re 1 pW

### Design:

- Door Inox-easyclean, side panels Metallic chrome
- alu vertical bar handle
- LED with Soft Start in fridge section

### Comfort and Safety:

- noFrost
- In-door LCD control
- Super cool function
- Automatic deactivation
- Optical and acoustic door open warning system
- Holiday mode, Economy setting, Child lock

### Fridge Section:

- Capacity refrigeration zone: 422 l
- Multi Airflow-System
- airFreshfilter
- 4 safety glass shelves of which 3 are height adjustable
- 7 door bins, there of 2x dairy compartment
- Pull-out tray with Breakfast box

### Freezer Section:

- Freezer capacity: 156 l
- 2 freezer drawers, incl. 1 Big Box
- Freezing calendar

### Dimensions:

- Dimensions: H 186 cm x L 75 cm x D 80 cm

### Technical Information:

- Door right hinged, reversible
- Height adjustable front feet, roles in the back
- Climate Class SN-T
- Connection load: 100 W
- Rated Voltage 220 - 240 V

### Accessories:

- 3 x egg tray, 2 x ice cube tray with lid, 1 x bottle holder in door tray

### Country Specific Options:

- Gross capacity, total: 578 l
- Gross capacity cooling 422 l
- Gross capacity\*\*\*\* freezer: 156 l (-18°C and below)
- Based on the results of the standard 25-hour test. Actual consumption depends on usage/position of the appliance.

# Bottom Freezer Refrigerators

## KG56NAX30M

noFrost, Bottom freezer, Doors black Inox-look



### Performance and consumption:

- Energy Efficiency Class: A++
- Total capacity: 559 l
- Airborne acoustical noise emissions: 42 dB(A) re 1 pW

### Design:

- Door, side panels Metallic chrome
- alu vertical bar handle
- LED with Soft Start in fridge section
- Interior with metal applications

### Comfort and Safety:

- noFrost
- In-door LCD control
- Super cool function
- Automatic deactivation
- Optical and acoustic door open warning system

### Fridge Section:

- Capacity refrigeration zone: 417 l
- Multi Airflow-System
- airFreshfilter
- 4 safety glass shelves of which 3 are height adjustable
- 4 door bins, there of 1x dairy compartment

### Freshness System:

- hyperFresh 0° C plus: keeps fish and meat up to 2x longer fresh
- hyperFresh plus: keeps fruits and vegetables up to 2x longer fresh

### Freezer Section:

- Freezer capacity: 142 l
- Freezing capacity: 18 kg in 24 hours
- Storage time in power failure: 24 Hours
- 2 freezer drawers, incl. 1 Big Box
- Freezing calendar

### Dimensions:

- Dimensions: H 193 cm x L 70 cm x D 80 cm

### Technical Information:

- Door right hinged, reversible
- Height adjustable front feet, roles in the back
- Climate Class SN-T
- Connection load: 100 W
- Rated Voltage 220 - 240 V

### Accessories:

- 3 x egg tray, 1 x ice cube tray with lid, 1 x bottle holder in door tray

### Country Specific Options:

- Gross capacity, total: 559 l
- Gross capacity cooling 417 l
- Gross capacity\*\*\*\* freezer: 142 l (-18°C and below)
- Based on the results of the standard 25-hour test. Actual consumption depends on usage/position of the appliance.

**iQ 500**

★★★ Energy efficiency class.



## KG56NLB30M

noFrost, Bottom freezer, Doors black



### Performance and consumption:

- Energy Efficiency Class: A++
- Total capacity: 559 l
- Noise level: 42 dB(A) re 1 pW

### Design:

- Doors black, side panels inox colored
- Integrated vertical handle
- LED with Soft Start in fridge section

### Comfort and Safety:

- noFrost - never again defrosting!
- Premium Touchcontrol electronic
- Super cool function
- Super freezing with automatic switch off
- Optical and acoustic door open warning system
- Holiday mode
- Economy setting
- Child lock

### Fridge Section:

- Net fridge capacity: 400 l
- Multi Airflow-System
- airFreshfilter
- 4 safety glass shelves of which 3 are height adjustable
- 4 door bins, there of 1x dairy compartment
- Pull-out tray with Breakfast box

### Freshness System:

- hyperFresh 0° C plus: keeps fish and meat up to 2x longer fresh
- hyperFresh plus: keeps fruits and vegetables up to 2x longer fresh

### Freezer Section:

- Net capacity \*\*\*\* freezer: 105 l
- Freezing capacity: 18 kg/24 h
- Storage time in power failure: 24 h
- 2 transparent freezer drawers

### Dimensions:

- Dimensions ( H x W x D): 193.0 cm x 70.0 cm x 80.0 cm

### Technical Information:

- reversible, Door right hinged
- Height adjustable front feet, rolls in the back
- Climate Class: SN-T
- Connected load: 100 W
- Nominal voltage: 220 - 240 V

### Accessories:

- 3 x egg tray, 1 x ice cube tray with lid

**iQ 500**

★★★ Energy efficiency class.



# Bottom Freezer Refrigerators

## KG56NVI30M

noFrost, Bottom freezer, Doors Aluminium



**iQ 300**

★★★ Energy efficiency class.



### Performance and consumption:

- Energy Efficiency Class: A++
- Total capacity: 559 l
- Noise level: 42 dB(A) re 1 pW

### Design:

- Doors Aluminium, side panels inox colored
- LED with Soft Start in fridge section

### Comfort and Safety:

- noFrost - never again defrosting!
- Twin LED electronic control
- Super cool function
- Super freezing with automatic switch off
- Optical and acoustic door open warning system

### Fridge Section:

- Net fridge capacity: 400 l
- Multi Airflow-System
- airFreshfilter
- 4 safety glass shelves of which 3 are height adjustable
- 1 2-wave bottle rack, plastic
- 4 door bins

### Freshness System:

- hyperFresh: keeps fruits and vegetables longer fresh
- hyperFresh 0° C : fish and meat stay fresh for longer

### Freezer Section:

- Net capacity \*\*\*\* freezer: 105 l
- Freezing capacity: 18 kg/24 h
- Storage time in power failure: 24 h
- 2 transparent freezer drawers

### Dimensions:

- Dimensions ( H x W x D): 193.0 cm x 70.0 cm x 80.0 cm

### Technical Information:

- Door right hinged, reversible
- Height adjustable front feet, rolls in the back
- Climate Class: SN-T
- Connected load: 100 W
- Nominal voltage: 220 - 240 V

### Accessories:

- 3 x egg tray, 1 x ice cube tray with lid

## KG57NVL20M

noFrost, Bottom freezer, Doors Inox-look



**iQ 300**

★★★ Energy efficiency class.



### Main Features:

- Energy Efficiency Class: A+
- Total capacity: 505 l
- Door Inox-look, side panels Metallic chrome
- vertical bar handle
- 1 fridge light in fridge section
- Two Cooling Systems
- Super cool function
- Automatic deactivation

### Fridge Section:

- Capacity refrigeration zone: 385 l
- Multi Airflow-System
- AirFreshFilter w. AntiBacteria
- Chiller on EasySlide telescopic rails - keeps fish and meat up to 2x longer fresh!
- 4 safety glass shelves of which 3 are height adjustable
- none/0

### Freezer Section:

- Freezer capacity: 120 l
- Freezing capacity: 8 kg in 24 hours

- Storage time in power failure: 19 Hours
- 2 freezer drawers, incl. 1 Big Box
- Freezing calendar

### Technical Information:

- Door right hinged, reversible
- Height adjustable front feet, rolls in the back
- Airborne acoustical noise emissions: 43 dB dB(A) re 1 pW
- Dimensions: H 185 cm x L 70 cm x D 77 cm
- Climate Class SN-T

### Accessories:

- 2 x egg tray, 2 x ice cube tray

## KG36NNL30M

noFrost, Bottom freezer, Doors Inox-look



**iQ 100**

★★★ Energy efficiency class.



### Performance and consumption:

- Energy Efficiency Class: A++
- Total capacity: 329 l
- Noise level: 42 dB(A) re 1 pW

### Design:

- Doors Inox-look, side panels inox colored
- Integrated horizontal handle
- LED interior light in fridge section

### Comfort and Safety:

- noFrost - never again defrosting!
- LED electronic control
- Super freezing with automatic switch off

### Fridge Section:

- Net fridge capacity: 215 l
- Multi Airflow-System
- 4 safety glass shelves of which 3 are height adjustable
- 4 door bins

### Freshness System:

- Fresh-Box: vegetable drawer with wave bottom

### Freezer Section:

- Net capacity \*\*\*\* freezer: 87 l
- Freezing capacity: 11 kg/24 h
- Storage time in power failure: 19 h
- 3 freezer drawers, incl.1

### Dimensions:

- Dimensions ( H x W x D): 186.0 cm x 60.0 cm x 66.0 cm

### Technical Information:

- Door right hinged, reversible
- Height adjustable front feet, rolls in the back
- Climate Class: SN-T
- Connected load: 100 W
- Nominal voltage: 220 - 240 V

### Accessories:

- 3 x egg tray

# Top Freezer Refrigerators

## KD46NV120M

noFrost, Top freezer, easyClean, Doors Inox



### Main Features:

- Total capacity: 401 l
- Door Inox-easyclean, side panels Metallic chrome
- Stainless steel vertical bar handle
- LED interior light in fridge section
- Two Cooling Systems
- Automatic deactivation

### Fridge Section:

- Capacity refrigeration zone: 302 l
- Multi Airflow-System
- 1 vege.cont.w.int.humi.control with humidity control - keeps fruit and vegetables fresh!
- Chiller - keeps fish and meat up to 2 x longer fresh
- 4 safety glass shelves of which 2 are height adjustable
- 2 large door shelves

### Freezer Section:

- Freezer capacity: 99 l
- Freezing capacity: 8 kg in 24 hours
- Freezer LED electronic control, Fridge manually adjustable
- Storage time in power failure: 14 Hours
- Quick Freezer
- Easy twist ice box, Easy twist ice box
- 1 plastic shelf
- Freezing calendar

### Technical Information:

- Door right hinged, reversible
- Airborne acoustical noise emissions: 43 dB dB(A) re 1 pW
- Dimensions: H 186 cm x L 70 cm x D 65 cm
- Climate Class SN-T
- Connection load: 150 W
- Rated Voltage 220 - 240 V

### Accessories:

- 3 x egg tray

**iQ 300**

★★★ Energy efficiency class.



## KD56NV120M

noFrost, Top freezer, easyClean, Doors Inox



### Main Features:

- Total capacity: 507 l
- Door Inox-easyclean, side panels Metallic chrome
- Stainless steel vertical bar handle
- LED interior light in fridge section
- Two Cooling Systems
- Super cool function
- Automatic deactivation

### Fridge Section:

- Capacity refrigeration zone: 383 l
- Multi Airflow-System
- 1 vege.cont.w.int.humi.control with humidity control - keeps fruit and vegetables fresh!
- Chiller - keeps fish and meat up to 2 x longer fresh
- 4 safety glass shelves of which 2 are height adjustable
- 4 large door shelves

### Freezer Section:

- Freezer capacity: 124 l
- Freezing capacity: 9 kg in 24 hours
- Freezer LED electronic control, Fridge manually adjustable
- Storage time in power failure: 15 Hours
- Quick Freezer
- Easy twist ice box, Easy twist ice box
- 1 plastic shelf
- Freezing calendar

### Technical Information:

- Door right hinged, reversible
- Airborne acoustical noise emissions: 43 dB dB(A) re 1 pW
- Dimensions: H 186 cm x L 70 cm x D 77 cm
- Climate Class SN-T
- Connection load: 160 W
- Rated Voltage 220 - 240 V

### Accessories:

- 2 x egg tray

**iQ 300**

★★★ Energy efficiency class.



# Top Freezer Refrigerators

## KD47VW20M

Top freezer, Doors White



**iQ 300**

★★★ Energy efficiency class.

A<sup>+</sup>



### Performance and consumption:

- Total capacity: 364 l
- Noise level: 41 dB(A) re 1 pW
- Height adjustable front feet, rolls in the back

### Design:

- highDoor design, white
- Integrated vertical handle
- LED interior light in fridge section

### Comfort and Safety:

- Low Frost - less icing, faster defrosting!
- LED electronic control
- Super freeze function
- Automatic defrost in fridge section

### Fridge Section:

- Net fridge capacity: 315 l
- Dynamic cooling via integrated fan
- 1 door shelf large, 3 door shelf small
- 5 safety glass shelves of which 4 x easyAccess Shelf, extendable

### Freshness System:

- Crisper Box with humidity control - keeps fruit and vegetables fresh

### Freezer Section:

- Net capacity \*\*\*\* freezer: 86 l
- Freezing capacity: 12 kg/24 h
- Storage time in power failure: 30 h
- 1 Glas shelf
- Ice cube tray

### Dimensions:

- Dimensions ( H x W x D):  
191.0 cm x 70.0 cm x 65.0 cm

### Technical Information:

- Energy Efficiency Class: A+ kWh/yr: 0.882 kWh
- Net capacity: 401 l
- Reversible, Door right hinged
- Climate Class: SN-T
- Connected load: 200 W
- Nominal voltage: 220 - 240 V

### Accessories:

- 1 x egg tray, 1 x ice cube tray

## KD43VW20M

Top freezer, Doors White



**iQ 300**

★★ Energy efficiency class.

A<sup>+</sup>



### Performance and consumption:

- Total capacity: 405 l
- Noise level: 41 dB(A) re 1 pW

### Design:

- Doors white, side panels white
- Integrated vertical handle
- LED interior light in fridge section

### Comfort and Safety:

- LED electronic control
- Super freeze function
- Automatic defrost in fridge section

### Fridge Section:

- Net fridge capacity: 274 l
- Dynamic cooling via integrated fan
- 4 safety glass shelves of which 3 x easyAccess Shelf, extendable
- 1 door shelf large, 3 door shelf small

### Freshness System:

- Crisper Box with humidity control - keeps fruit and vegetables fresh

### Freezer Section:

- Net capacity \*\*\*\* freezer: 86 l
- 1 Glas shelf
- Freezing capacity: 10 kg/24 h
- Storage time in power failure: 30 h

### Dimensions:

- Dimensions ( H x W x D):  
176.0 cm x 70.0 cm x 65.0 cm

### Technical Information:

- Height adjustable front feet, rolls in the back
- Net capacity: 360 l
- Door right hinged, reversible
- Climate Class: SN-T
- Connected load: 200 W
- Nominal voltage: 220 - 240 V

### Accessories:

- 1 x egg tray, 1 x ice cube tray

## KD29VW30M

Top freezer, Doors White



**iQ 300**

★★ Energy efficiency class.

A<sup>+</sup>



### Performance and consumption:

- Total capacity: 267 l
- Airborne acoustical noise emissions:  
40 dB dB(A) re 1 pW

### Design:

- Door White, side panels White
- integrated vertical handle
- LED interior light in fridge section

### Comfort and Safety:

- LED electronic control
- Super freeze function
- Automatic defrost in fridge section

### Fridge Section:

- Capacity refrigeration zone: 196 l
- Active cooling via integrated fan
- 4 safety glass shelves of which 3 glass plates extendible
- 1 door shelf large, 2 door shelf small

### Freshness System:

- Crisper Box with humidity control - keeps fruit and vegetables fresh

### Freezer Section:

- Freezer capacity: 71 l
- 1 Glas shelf
- Freezing capacity: 7 kg in 24 hours
- Storage time in power failure: 25 Hours

### Dimensions:

- Dimensions: H 161 cm x L 60 cm x D 65 cm

### Technical Information:

- Height adjustable front feet, roles in the back
- Total capacity: 267 l
- Door right hinged, reversible
- Climate Class SN-T
- Connection load: 90 W
- Rated Voltage 220 - 240 V

### Accessories:

- 1 x egg tray, 1 x ice cube tray

### Country Specific Options:

- Gross capacity, total: 267 l
- Gross capacity cooling 196 l
- Gross capacity\*\*\*\* freezer:  
71 l (-18°C and below)

# Side-by-side Refrigerators

## KA90GAI20N

noFrost, Free-standing-refrigerator, side-by-side, Ice and Water Dispenser and Home Bar, Inox



### Performance and consumption:

- Total capacity: 608 l
- Airborne acoustical noise emissions: 43 dB(A) re 1 pW

### Design:

- Door Inox-easyclean, side panels Grey
- Alu vertical bar handle
- LED interior light LED
- Interior with metal applications

### Comfort and Safety:

- Exterior digital with digital display - at a glance perfectly under control!
- Separate temperature control for cooling and freezing section
- Super cool function
- Automatic deactivation
- Acoustic warning system
- Visual / acoustic Failure memory function
- Illuminated water and ice / crushed ice dispenser
- Automatic ice cube maker,
- Ice cube output 0.9 kg / 24 h

### Fridge Section:

- Capacity refrigeration zone: 380 l
- Multi Airflow-System
- 3 safety glass shelves of which 1 are height adjustable
- Homebar
- 3 large door shelves
- MultiBox with 3 compartments

### Freshness System:

- For every food the right temperature!

### Freezer Section:

- Net capacity freezer 163 l: 157 l \*\*\*\* , 6 l \*\*
- Freezing capacity: 11 kg in 24 hours
- Storage time in power failure: 4 Hours
- 2 transparent freezer drawers
- 4 door trays in the freezing compartment

### Technical Information:

- 4 height adjustable feet
- Climate Class SN-T

### Dimensions:

- Dimensions: H 177 cm x L 91 cm x D 72 cm
- Connection load: 374 W
- Rated Voltage 220 - 240 V

### Accessories:

- 1 x connection hose, 1 x egg tray

**iq 500**

★★★ Energy efficiency class.



## KA58NA70NE

noFrost, Free-standing-refrigerator, side-by-side, easyClean, Doors Inox



### Main Features:

- Total capacity: 604 l
- 7 segment electronic control
- Door open warning tone for fridge and freezer section
- Separate digital electronic temperature control for fridge and freezer section; Display control for temperature, water filter and key on the door
- Illuminated water and ice / crushed ice dispenser

### Fridge Section:

- Fridge section capacity: 377 l
- 3 safety glass shelves incl. one extendable shelf
- Active cooling via integrated fan
- Multi Airflow-System
- Box for meat or dried herbs
- Dairy compartment
- 2x25 Watt 2x25 Watt

### Freezer Section:

- Freezer capacity: 227 l
- Freezing capacity: 10 kg in 24 hours
- 3 plastic shelf
- 2 transparent freezer drawers
- 4 Door bin
- Automatic ice cube maker
- Freezer light

### Technical Information:

- Storage time in power failure: 5 Hours
- Dimensions: H 180 cm x L 90 cm x D 67.45 cm
- Climate Class SN-T
- 7.0 m food grade hose with connecting nut
- Height adjustable front feet, roles in the back

**iq 500**

★★ Energy efficiency class.





# Side-by-side Refrigerators

## KA60NA40NE

noFrost, Free-standing-refrigerator, side-by-side, Ice and Water Dispenser and Home Bar, Inox look



**iQ 500**

★★ Energy efficiency class.



### Main Features:

- Total capacity: 604 l
- 7 segment electronic control
- Separate digital electronic temperature control for fridge and freezer section; Display control for temperature, water filter and key on the door
- Illuminated water and ice / crushed ice dispenser
- Homebar
- Door open warning tone for fridge and freezer section

### Fridge Section:

- Fridge section capacity: 377 l
- 3 safety glass shelves of , incl. one extendable shelf
- Active cooling via integrated fan
- Multi Airflow-System
- Box for meat or dried herbs
- Dairy compartment
- 2x25 Watt 2x25 Watt

### Freezer Section:

- Freezer capacity: 227 l
- Freezing capacity: 10 kg in 24 hours
- 3 plastic shelf

- 2 transparent freezer drawers
- 4 Door bin
- Automatic ice cube maker
- Freezer light

### Technical Information:

- Storage time in power failure: 5 Hours
- Dimensions: H 180 cm x L 90 cm x D 67.45 cm
- Climate Class T
- 7.0 m food grade hose with connecting nut
- Height adjustable front feet, roles in the back

## KA90NVI20N

noFrost, Free-standing-refrigerator, side-by-side, easyClean, Doors Inox



**iQ 300**

★★★ Energy efficiency class.



### Performance and consumption:

- Energy Efficiency Class: A+
- Energy consumption: 475 kWh/yr
- Total capacity: 622 l
- Airborne acoustical noise emissions: 44 dB dB(A) re 1 pW

### Design:

- Door Inox-easyclean, side panels Grey
- Alu vertical bar handle
- LED interior light LED
- Interior with metal applications

### Comfort and Safety:

- noFrost
- Exterior digital with digital display - at a glance perfectly under control!
- Separate temperature control for cooling and freezing section
- Super cool function
- Automatic deactivation
- Acoustic warning system
- Visual / acoustic Failure memory function
- 2 ice cube trays, 2 ice cube trays

### Fridge Section:

- Capacity refrigeration zone: 380 l

- Multi Airflow-System
- 4 safety glass shelves of which 1 are height adjustable
- large door shelves
- MultiBox with 3 compartments

### Freezer Section:

- Net capacity freezer 200 l: 195 l \*\*\*\* , 5 l \*\*
- Freezing capacity: 12 kg in 24 hours
- Storage time in power failure: 4 Hours
- 2 transparent freezer drawers
- 5 safety glass trays there of 2 height adjustable
- 5 door trays in the freezing compartment

### Technical Information:

- 4 height adjustable feet
- Climate Class SN-T
- Freezing calendar

### Dimensions:

- Dimensions: H 177 cm x L 91 cm x D 72 cm
- Connection load: 174 W
- Rated Voltage 220 - 240 V

### Accessories:

- 1 x egg tray

## KA56NV40NE

noFrost, Free-standing-refrigerator, side-by-side, Doors Inox-look



**iQ 300**

★★★ Energy efficiency class.



### Main Features:

- noFrost
- Total capacity: 618 l
- 7 segment electronic control
- Door open warning tone for fridge and freezer section

### Fridge Section:

- Fridge section capacity: 377 l
- 4 safety glass shelves of , incl. one extendable shelf
- Active cooling via integrated fan
- Multi Airflow-System
- Vegetable container, 2 vegetable containers
- Dairy compartment
- 2x25 Watt 2x25 Watt

### Freezer Section:

- Freezer capacity: 241 l
- Freezing capacity: 10 kg in 24 hours
- 4 plastic shelf
- 2 transparent freezer drawers
- 5 Door bin
- 2 ice cube trays, 2 ice cube trays
- Freezer light

### Technical Information:

- Storage time in power failure: 5 Hours
- Dimensions: H 180 cm x L 90 cm x D 67.45 cm
- Climate Class SN-T
- 7.0 m food grade hose with connecting nut
- Height adjustable front feet, roles in the back

# Tall Freezer/Upright Fridge

## GS36NVW30M

noFrost, Tall freezer, White



### Main Features:

- Total capacity: 255 l
- Vertical bar handle
- Interior with metal applications
- Touchcontrol-Elektronik - LED electronic control
- Visual / acoustic
- Multi-Alarm-System with memory function and 'Door open' warning tone
- Constant temperature by intelligent sensor technology
- Automatic deactivation

### Freezer Section:

- Freezer capacity: 255 l
- Freezing capacity: 20 kg in 24 hours
- Multi Airflow-System
- Storage time in power failure: 19 Hours
- 2 compartments with glass shelves and transparent hinge
- 2 - extra space for extra large frozen food!
- Ice cube tray - easy refilling and always fresh ice!
- Safety glass
- 5 transparent freezer drawers, incl. 2 bigBox
- Freezing calendar

### Technical Information:

- Door right hinged, reversible
- Height adjustable front feet, roles in the back
- Door opening angle 90°
- Transportation handles
- Airborne acoustical noise emissions: 42 dB dB(A) re 1 pW
- Dimensions: H 186 cm x L 60 cm x D 65 cm
- Climate Class SN-T

### Accessories:

- 2 x cold accumulator, 1 x ice cube tray

**iQ 300**

★★★ Energy efficiency class.

A++



## KS36VVW30M

Upright fridge, 1 Door, White



### Main Features:

- Total capacity: 348 l
- Door White, side panels White
- Vertical bar handle
- LED interior light LED
- Interior with metal applications
- Touchcontrol- Electronic - LED electronic control
- K\_SD12 - constant temperature by intelligent sensor technology
- Super cool function
- Without warning system

### Fridge Section:

- Capacity refrigeration zone: 348 l
- With humidity control - keeps fruit and vegetables up to 2 x longer fresh!
- Active cooling via integrated fan
- Automatic defrost in fridge section
- 7 safety glass shelves of which 5 are height adjustable,
- 5 door bins, there of 1 with and Dairy compartment

### Technical Information:

- Door left hinged, reversible
- Height adjustable front feet, roles in the back
- Door opening angle 90°
- Transportation handles
- Dimensions: H 186 cm x L 60 cm x D 65 cm
- Climate Class SN-T

### Accessories:

- 1 x egg tray

**iQ 300**

★★★ Energy efficiency class.

A++



Fast, efficient hygiene,  
now at your fingertips.



# Saving energy naturally.

Energy efficiency meets cutting edge design.



## Zeolith®-drying

Using advanced drying technologies, Siemens dishwashers keep energy consumption to a minimum. Zeolith®, a form of naturally occurring mineral has the astonishing ability to absorb moisture and convert it to heat.

What does this mean for you?


The heat produced naturally by the Zeolith® is used for the drying cycle. No additional energy is therefore required to heat up the contents of your dishwasher for the drying process (as with a standard drying system). This results in perfect drying, with less energy usage.



The Zeolith® minerals are stored at the base of the dishwasher.



Zeolith® minerals



### Energy

The Zeolith® mineral is stored in the depths of the dishwasher; this regenerates itself and keeps working for the entire lifetime of the machine. Combine this with the economy 50 programme to get brilliant results with minimal energy.

Using the latest sensor technology, our dishwashers don't just save water, they also save energy. Saving energy is important; not just to help reduce your utility bills, but also to be kinder to the environment.

### Add an extra sparkle.

Straight from dishwasher to table, Shine & Dry gives you streak-free, shining glasses. Harnessing the power of Zeolith® at its best, the special drying cycle also works just as well on plastics, pots and pans. Saving you time, you no longer need to give glasses an extra towel dry to smarten them up, allowing you to spend more time with your guests.

# Siemens Dishwasher vs handwashing.



It's no surprise that using a dishwasher may seem expensive at first. But you'll be surprised to know just how much energy, water and costs you can save in the long run, with a Siemens dishwasher. Not only do our dishwashing solutions score on hygiene and convenience, but they're the safest way to take a load off your sink in no time. And with our world-class energy ratings, you have a winner of a kitchen helper on your hands. Here are just some of the reasons you'll love using a Siemens dishwasher.

## Why modern dishwashers are more advantageous than handwashing

- Ultimate hygiene
- Better water and energy savings
- Higher speed
- More convenience
- Higher safety

# Clean dishes before the evening is over.



varioSpeed Plus cleans and dries in a third of the time, with no compromise on washing or drying performance.



## varioSpeed Plus

Ever needed your dishes cleaned quickly, forgotten to put the dishwasher on in the morning, or simply need clean plates before your guests arrive? That's why we've introduced varioSpeed Plus, the perfect time saver. varioSpeed Plus reduces the time it takes to wash and dry a full load down to a third.

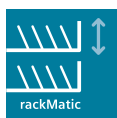
Ideal when you need your cutlery and plates in a hurry, just press the varioSpeed Plus button in conjunction with your desired programme\* and it will run the dishwasher significantly faster without compromising on wash quality. Used together with the Eco 50 programme, varioSpeed Plus will wash and dry a full load in just over an hour. Giving you time saving solutions when you need them the most and sparklingly clean dishes in super swift time.

\*Except quick wash 45°C programme

# Top drawer.

Dishwasher interior design at its highest level.

Keeping the design of your dishwasher just as sleek on the inside as it is out, Siemens dishwashers house various features that are going to benefit you when washing your dishes. With adjustable drawers and baskets for larger pans or serving plates, extra slats for wine glasses and crockery, a cutlery drawer and a basket that helps to disperse detergent more effectively. No matter how many guests you are planning on having for dinner, loading the dishwasher will no longer be as stressful.



## rackMatic™.

Ever found yourself loading and unloading the dishwasher because the last pan doesn't fit? rackMatic conveniently allows you to raise and lower the height of the top basket, even when the dishwasher is full. With the simple flick of a lever you can raise or lower the basket to suit your washing needs. This increased flexibility ultimately saves you time and takes the stress out of a mundane chore.



## dosageAssist.

Ensuring that your dishes receive the best possible clean every time dosageAssist quickly and evenly dissolves your dishwasher tablets throughout the entire machine, leaving no mess for you to clean at the end of the cycle. Rather than the detergent tablet dropping to the bottom of your machine, it falls into an innovative basket at the front, allowing it to dissolve completely leaving no mess and a brilliant clean.





#### **varioFlex Plus basket system.**

Making the most of space within the dishwasher, varioFlex Plus allows you to create extra space for pots and pans. By letting you adjust slats to suit your load, the inside of your dishwasher is constantly adaptable. varioFlex Plus ensures your dishwasher conveniently fits in with your lifestyle, no matter how much it may change day after day. Enjoy fewer washes and more flexibility.




#### **varioDrawer Plus.**

By adding a third shelf for cutlery, varioDrawer Plus removes the need for a cutlery basket and creates more space. Knives, forks and spoons are placed on their side in the drawer, leaving them easier to remove when you come to empty the dishwasher. The side sections can be dropped down to accommodate bulkier items such as espresso cups and ladles. Perfect for the extra-large dinner party, you can fit more in, making the after dinner clean up, quick and simple.

# Added extras.

Convenience and cutting-edge technology stunningly combined, Siemens dishwashers give you more than just clean dishes. Functional programmes with benefits you will want to see, no longer will you want to select the quickest wash.



## extraDry.

Why spend time towel-drying plastic ware when extraDry does it for you? extraDry is designed to make sure that plastic ware comes out of the dishwasher bone dry - no more water droplets, no more hand drying, saving you time.



## halfLoad.

The halfLoad function is great for couples and smaller households. Letting you place items anywhere in the dishwasher, it is ideal for smaller loads and uses up to 20% less water and 10% less energy to produce a brilliant clean. A dishwasher uses water and energy most efficiently when run with a full load. However, with halfLoad you have a resource saving option for when you can't wait until the dishwasher is full.



## Heat-exchanger.

Protect your glasses from cracking with Heat-exchanger. Heat generated during the wash cycle is used to pre-heat the rinsing water to stop glasses being put under stress. The system also optimises the drying process. Not only does this ensure your favourite glasses are hygienically cared for as no external air is brought into the machine to dry them, but as no existing heat is used to gently warm the rinse water, it is energy-efficient too.



#### High resolution TFT display.


Clearly laid out, our high resolution (TFT) clearText colour display screen presents high contrast text and images that are easy to read from any angle, not just straight on. Complementing the rest of the range and enhancing the aspirational design that has become synonymous with the Siemens brand.



#### intensivZone.

With intensiveZone, you can wash delicate glasses and burnt cooking pans in the same wash. The higher temperature and increased spray pressure in the lower basket ensures stubborn stains are removed, whilst delicate items are protected in the top basket. This means there is no need to separate washes in to different loads, and no need to soak heavily soiled pans overnight. First-class convenience guaranteed.

# Clever lighting.



You'll never open the door  
half way through a cycle  
again with time**Light**.





Lighting innovations that create ambiance in your living space and keep you informed, Siemens dishwashers feature an internal blue emotionLight that has the wow-factor; once you've seen it in action you are sure to want to show-off brilliantly cleaned glasses in your own home.



#### With our dishwashers being so quiet, how else would you know they were on?

Useable on any surface of any colour, timeLight projects the remaining time of the dishwasher cycle on to the floor. With our dishwashers being so quiet it can be hard to tell when they are on or off. This is the perfect solution to let you know the machine is running, so you can avoid opening the door mid cycle.



#### Cool glow of emotionLight.

Creating a relaxed ambiance in your living space, the emotionLight uses LED lights to reflect off your brilliantly-cleaned glasses and create a cool blue glow emanating from inside your dishwasher. LED lights high in the door frame bathe the interior of the dishwasher in beautiful blue light when you open the door, and switch off again when you close it. The LED lights never need to be changed and will last the lifetime of your dishwasher.



# Freestanding Dishwashers

## SN278110TM

60 cm dishwasher freestanding, Silver inox



**iQ 700**

A+++

7,5 L

Water

Extremely quiet

42 dB

varioFix

basket

varioDrawer

Plus

aquaStop

Zeolite

Drying

varioSpeed

Plus

- Capacity: 12+1 place settings place settings
- Energy Efficiency Class: A+++
- Noise level: 42 dB
- 8 programmes: Intensive 70 °C, Auto 45-65 °C, Eco 50 °C, Night Program 50 °C, short 60 °C, Glass 40 °C, Quick Wash 45 °C, Pre Rinse
- 5 special options: VarioSpeedPlus, Halfload, HygienePlus, Extra dry, Machine care
- 6 cleaning temperatures
- speedMatic hydraulic system
- Zeolite Drying
- DosageAssist
- BLDC motor for heat and drain pump
- Aqua-Sensor, Load Sensor
- Detergent Automation
- Heat exchanger
- Alternating spray technique
- Regenerative electronics
- Self-cleaning filter system with 3-fold corrugated filter
- Stainless steel
- black
- light curtain blue - Emotion Light
- Push button top controls
- TFT Display inside
- Acoustic end of cycle indicator
- Real Time Clock
- LED colour on indicators blue/-
- Electronic delay timer: 1-24 hours
- LED salt refill indicator
- LED rinse aid refill indicator
- Stainless steel
- 3rd Rack 2.1
- Silver XXL baskets
- rackMatic height-adjustable top basket (3 stage)
- 6 foldable plate racks in top basket
- 8 foldable plate racks in bottom basket
- 2 x foldable cup shelves 2
- 2 shelves in bottom basket
- Glass rack one-piece
- aquaStop with guarantee - Prevent Water Leakage
- Childproof door lock
- Servo lock for effortless door closing
- Dimensions of the product (HxWxD): 84.5 x 60 x 60 cm.

## SN258110TM

60 cm dishwasher freestanding, Silver inox



**iQ 500**

A++

6,5 L

Water

Extremely quiet

44 dB

varioFix

basket

varioDrawer

Plus

aquaStop

varioSpeed

Plus

- Capacity: 12+1 place settings place settings
- Energy Efficiency Class: A++
- Duration of the left-on mode: 0 min
- Noise level: 44 dB (re 1 pW), built-under
- 8 programmes: Intensive 70 °C, Auto 45-65 °C, Eco 50 °C, Night Program 50 °C, Pre Rinse, Glass 40 °C, Quick Wash 65 °C, Quick Wash 45 °C,
- 5 special options: Intensive Zone, VarioSpeedPlus, Halfload, HygienePlus, Machine care
- 5 cleaning temperatures
- speedMatic hydraulic system
- DosageAssist
- BLDC motor for heat and drain pump
- Aqua-Sensor, Load Sensor
- Detergent Automation
- Heat exchanger
- Alternating spray technique
- Regenerative electronics
- Self-cleaning filter system with 3-fold corrugated filter
- Stainless steel
- Time remaining indicator front
- Programme flow display
- LED colour on indicators blue/white
- Electronic delay timer: 1-24 hours
- LED salt refill indicator
- LED rinse aid refill indicator
- 3rd Rack 2.1
- Silver XXL baskets
- rackMatic height-adjustable top basket (3 stage)
- 6 foldable plate racks in top basket
- 8 foldable plate racks in bottom basket
- 2 x foldable cup shelves 2
- 2 shelves in bottom basket
- Glass rack one-piece
- aquaStop with guarantee - Prevent Water Leakage
- Childproof control lock
- Servo lock for effortless door closing
- Dimensions of the product (HxWxD): 84.5 x 60 x 60 cm

## SN236W10MM

60 cm dishwasher freestanding, White



**iQ 300**

A++

6,5 L

Water

Extremely quiet

44 dB

varioDrawer

aquaStop

varioSpeed

Plus

- Capacity: 12+1 place settings place settings
- Energy Efficiency Class: A++
- Noise level: 44 dB
- 6 programmes: Intensive 70 °C, Auto 45-65 °C, Eco 50 °C, Night Program 50 °C, Quick Wash 65 °C, Quick Wash 45 °C
- 4 special options: Intensive Zone, VarioSpeedPlus, HygienePlus, Machine care
- 4 cleaning temperatures
- speedMatic hydraulic system
- DosageAssist
- BLDC motor for heat and drain pump
- Aqua-Sensor, Load Sensor
- Detergent Automation
- Heat exchanger
- Alternating spray technique
- Regenerative electronics
- Self-cleaning filter system with 3-fold corrugated filter
- Stainless steel
- Time remaining indicator front
- LED colour on indicators blue/white
- Electronic delay timer: 1-24 hours
- LED salt refill indicator
- LED rinse aid refill indicator
- Silver XXL baskets
- RackMatic height-adjustable top basket (3 stage)
- 2 foldable plate racks in top basket
- 4 foldable plate racks in bottom basket
- 2 lever (long/short)
- Shelves in bottom basket
- aquaStop with guarantee - Prevent Water Leakage
- Childproof control lock
- Servo lock for effortless door closing
- Glass care protection system
- Dimensions of the product (HxWxD): 84.5 x 60 x 60 cm

# Freestanding Dishwashers

## SN26L880GC

60 cm dishwasher freestanding, Silver inox



**iQ 300**



- Capacity: 12+1 place settings place settings
- Energy Efficiency Class: A++
- Noise level: 46 dB
- 6 programmes: Intensive 70 °C, Auto 45-65 °C, Eco 50 °C, Quick Wash 65 °C, Quick Wash 45 °C, Pre Rinse
- 4 special options: intensiveZone, varioSpeed, Half Load, HygienePlus
- speedMatic hydraulic system
- Aqua-Sensor, Load Sensor
- BLDC motor for heat and drain pump
- DosageAssist
- Glass care protection system
- 4 cleaning temperatures
- Electronic delay timer: 1-24 hours
- LED salt refill indicator
- LED rinse aid refill indicator
- Self-cleaning filter system with 3-fold corrugated filter
- aquaStop with guarantee - Prevent Water Leakage
- varioFlex basket system
- rackMatic height-adjustable top basket (3 stage)
- 3rd Rack 1.0 - varioDrawer
- 2 foldable plate racks in top basket
- 4 foldable plate racks in bottom basket
- 2 x foldable cup shelves
- shelves in bottom basket
- Dimensions of the product (HxWxD): 84.5 x 60 x 60 cm

## SN25D800GC

60 cm dishwasher freestanding, Silver



**iQ 100**



- Capacity: 12 place settings place settings
- Energy Efficiency Class: A+
- Noise level: 48 dB
- 5 programmes: Intensive 70 °C, Auto 45-65 °C, Eco 50 °C, Quick Wash 45 °C, Pre Rinse
- 1 special options: varioSpeed
- 4 cleaning temperatures
- speedMatic hydraulic system
- DosageAssist
- BLDC motor for heat and drain pump
- Aqua-Sensor, Load Sensor
- Detergent Automation
- Alternating spray technique
- Regenerative electronics
- Self-cleaning filter system with 3-fold corrugated filter
- Stainless steel/Polinox
- Time remaining indicator front
- LED colour on indicators Amber
- Electronic delay timer: 1-24 hours
- LED salt refill indicator
- LED rinse aid refill indicator
- Stainless steel Replasa-X3
- Retractable rotary knob
- vario basket system
- Silver XXL baskets
- rackMatic height-adjustable top basket (3 stage)
- 2 foldable plate racks in bottom basket
- Cutlery basket in bottom basket
- 2 x cup shelves
- Servo lock for effortless door closing
- Glass care protection system
- Dimensions of the product (HxWxD): 84.5 x 60 x 60 cm

## SN24D200GC

60 cm dishwasher freestanding, White



**iQ 100**



- Capacity: 12 place settings place settings
- Energy Efficiency Class: A+
- Noise level: 48 dB (re 1 pW)
- 4 programmes: Intensive 70 °C, Auto 45-65 °C, Eco 50 °C, Quick Wash 45 °C
- 4 cleaning temperatures
- speedMatic hydraulic system
- DosageAssist
- BLDC motor for heat and drain pump
- Aqua-Sensor, Load Sensor
- Detergent Automation
- Alternating spray technique
- Regenerative electronics
- Self-cleaning filter system with 3-fold corrugated filter
- Stainless steel/Polinox
- Time remaining indicator front
- LED colour on indicators Amber
- Electronic delay timer: 1-24 hours
- LED salt refill indicator
- LED rinse aid refill indicator
- Retractable rotary knob
- Vario basket system
- Silver XXL baskets
- rackMatic height-adjustable top basket (3 stage)
- 2 foldable plate racks in bottom basket
- Cutlery rack in top basket
- Cutlery basket in bottom basket
- 2 x cup shelves
- aquaStop with guarantee - Prevent Water Leakage
- Servo lock for effortless door closing
- Glass care protection system
- Dimensions of the product (HxWxD): 84.5 x 60 x 60 cm



# Freestanding Cookers

With all exceptional features you may ever need.





# Add an impressive touch to your meals.

Irresistible meals are guaranteed when you have a cooker with all the features you will ever need.



Siemens brings an unprecedented range of freestanding cookers with black inlay design elements that will add a touch of style to your kitchen. If that's not reason enough, each Siemens cooker comes with a variety of features that make cooking a pleasure and irresistible meals a norm.

Your cooking experience will never be the same once you experience the exceptional features of a Siemens cooker. Closed door grilling and baking gives you the best cooking results, while still being economic and safe, and the XL oven capacity ensures greater distance between the shelves to optimize heat distribution for perfect cooking results. The heavy duty cast iron pan support is your perfect partner when entertaining a large number of

people as it supports pots and pans of all shapes, sizes and weights. And if you're short on time, the super strong and efficient 3.5kW grill gives you the exceptional cooking that you're used to in a much shorter time.

Outstanding cooking also comes with unmatched safety as the Full Flame safety feature automatically stops the supply of gas if the flame is extinguished, while the double glazed ventilation glass doors keep heat in and doors cool to touch from the outside. Aren't these enough reasons for why a Siemens cooker is perfect for your kitchen?



# Freestanding Cookers

## HQ738357M

Stainless steel, Gas combination range cooker, 90 cm



**iQ 700**



### Technical information:

- Gas hob
- 1 rapid, 2 standard, 1 economy, 1 wok burner
- Front left: Rapid burner 2.9 KW
- Rear left: Standard burner 1.8 KW
- Center: Wok burner 4 KW
- Rear right: Standard burner 1.8 KW
- Front right: Economy burner 1 KW
- 1-handed ignition via control knobs
- Flame failure safety device
- Cast iron pan supports
- Glass cover lid
- Large capacity oven (112 l)
- Grey enamel oven interior
- Multifunction oven
- 8 cooking functions: Hot air grilling, Top/bottom heat, Hot air, Full width grill, Circulating air, Rotisserie, Hot air & bottom heat, Conventional heat ECO
- Rotary spit
- Catalytic oven cavity (rear and side walls)
- Shelf support rails
- 1 level telescopic shelf rails

- Oven interior light
- Electronic clock
- Storage compartment
- Adjustable feet
- Natural gas nozzles (20 mbar) included

## HY738357M

Stainless steel, Electric range cooker, 90 cm



**iQ 700**



### Technical information:

- Glass ceramic hob
- 5 highSpeed cooking zones including 1 dual circuit zone and 1 extendable oval zone
- Front left: Standard cooking zone 1.2 KW
- Rear left: Standard cooking zone 1.8 KW
- Center: Oval cooking zone 1.4 KW, 2.2 KW
- Rear right: Dual circuit zone 0.75 KW, 2.2 KW
- Front right: Standard cooking zone 1.2 KW
- 5 residual heat indicator lights
- Splash guard
- Large capacity oven (112 l)
- Grey enamel oven interior
- Multifunction oven
- 8 cooking functions: Full width grill, Hot air, Conventional heat, Hot air grilling, grill with turn spit, Circulating Air, Hot air & bottom heat, Conventional heat ECO
- Rotary spit
- Catalytic back and side liners
- Shelf support rails
- 1 level telescopic shelf rails
- Oven interior light

- Electronic clock
- Storage compartment
- Adjustable feet

## HK9K9V850M

Stainless steel, Electric cooker, 89 cm



**iQ 700**



### Technical information:

- Glass ceramic hob
- 5 highSpeed cooking zones including 1 dual circuit zone and 1 extendable oval zone
- Front left: Dual circuit zone 0.7 KW, 2 KW
- Rear left: Standard cooking zone 1.2 KW
- Center: Oval cooking zone 2.2 KW, 1.4 KW
- Rear right: Standard cooking zone 1.8 KW
- Front right: Standard cooking zone 1.2 KW
- 5 residual heat indicator lights
- Splash guard
- Large capacity oven (105 l)
- Multifunction oven
- 9 cooking functions: Defrost setting, Full width grill, grill with turn spit, Hot air, Half width grill, Conventional heat, Circulating Air, Hot air grilling, Pizza setting
- Rotary spit
- Catalytic back and side liners
- Shelf support rails
- Oven interior light
- Electronic clock
- Adjustable feet

# Freestanding Cookers

## HG0K9VQ50M

Stainless steel, Gas range cooker, 89 cm



### Technical information:

- Gas hob
- 1 rapid, 2 standard, 1 economy, 1 wok burner
- Front left: Rapid burner 2.9 KW
- Rear left: Standard burner 1.65 KW
- Center: Wok burner 3.6 KW
- Rear right: Standard burner 1.65 KW
- Front right: Economy burner 0.9 KW
- 1-handed ignition via control knobs
- Flame failure safety device
- Cast iron continuous pan supports
- Glass cover lid
- Gas oven
- Extra large capacity oven (91 l) with grey enamel
- 4 cooking functions: Rotisserie, Gas top/bottom heat, Gas bottom heat, Circulated gas bottom heat, Gas grill
- Rotary spit
- Catalytic oven cavity (rear and side walls)
- Shelf support rails
- Oven interior light
- Electronic clock
- Storage compartment

- Adjustable feet
- LPG G30 30 mbar
- Natural gas nozzles (20 mbar) included

iQ 300

## HG73G8357M

Stainless steel, Gas range cooker, 90 cm



### Technical information:

- Gas hob
- 1 rapid, 2 standard, 1 economy, 1 wok burner
- Front left: Rapid burner 3 KW
- Rear left: Standard burner 1.8 KW
- Center: Wok burner 4 KW
- Rear right: Standard burner 1.8 KW
- Front right: Economy burner 1 KW
- 1-handed ignition via control knobs
- Flame failure safety device
- Cast iron pan supports
- Glass cover lid
- Gas oven
- Large capacity oven (112 l)
- Grey enamel oven interior
- 4 cooking functions: Gas bottom heat, Gas top/bottom heat, Rotisserie, Gas grill
- Rotary spit
- Catalytic oven cavity (rear and side walls)
- Shelf support rails
- 1 level telescopic shelf rails
- Oven interior light
- Electronic clock

- Storage compartment
- Adjustable feet
- Natural gas nozzles (20 mbar) included

iQ 100

## HG73G6357M

Stainless steel, Gas range cooker, 90 cm



### Technical information:

- Gas hob
- 1 rapid, 2 standard, 1 economy, 1 wok burner
- Front left: Rapid burner 3 KW
- Rear left: Standard burner 1.8 KW
- Center: Wok burner 4 KW
- Rear right: Standard burner 1.8 KW
- Front right: Economy burner 1 KW
- 1-handed ignition via control knobs
- Flame failure safety device
- Cast iron pan supports
- Glass cover lid
- Gas oven
- Large capacity oven (112 l)
- Grey enamel oven interior
- 4 cooking functions: Gas bottom heat, Gas grill, Rotisserie, Gas top/bottom heat
- Rotary spit
- Catalytic side liners
- Shelf support rails
- Oven interior light

- Cut-off timer
- Storage compartment
- Adjustable feet
- Natural gas nozzles (20 mbar) included

iQ 100

# Freestanding Cookers

## HG211TQ50M

Stainless steel, Gas range Cooker, 89 cm



### Technical information:

- Gas hob
- 1 rapid, 2 standard, 1 economy, 1 wok burner
- Front left: Rapid burner 2.9 KW
- Rear left: Standard burner 1.65 KW
- Center: Wok burner 3.6 KW
- Rear right: Standard burner 1.65 KW
- Front right: Economy burner 0.9 KW
- 1-handed ignition via control knobs
- Flame failure safety device
- Cast iron continuous pan supports
- Glass cover lid
- Gas oven
- Cavity type: Ribs
- Extra large capacity oven (100 l) with grey enamel
- 3 cooking functions: Rotisserie, Gas grill, Gas top/bottom heat, Gas bottom heat
- Rotary spit
- Oven interior light
- Minute minder
- Storage compartment
- Adjustable feet

- LPG G30 30 mbar
- Natural gas nozzles (20 mbar) included

**iQ 100**

## HA744530M

Stainless steel, Electric freestanding cooker, 60 cm



### Technical information:

- Glass ceramic hob
- 4 highSpeed cooking zones including 1 dual circuit zone and 1 extendable oval zone
- Front left: Standard cooking zone 1.8 KW
- Rear left: Extendable oval zone 2.4 KW, 1.6 KW
- Rear right: Standard cooking zone 1.2 KW
- Front right: Dual circuit zone 0.75 KW, 2.2 KW
- 4 residual heat indicator lights
- Large capacity oven (66 l)
- Multifunction oven
- 8 cooking functions: Defrost setting, 3D Hot air plus, Conventional heat, Pizza setting, Bottom heat, Hot air grilling, Half width variable grill, Full width variable grill
- Electronic clock
- Automatic fast heat up function
- Catalytic back liner
- Oven interior light
- Shelf support rails
- Retractable controls
- Full glass inner door
- Maximum window temperature 50° C

- Drawer for kitchen utensils
- Adjustable feet
- Energy efficiency rating A

### Optional Accessories:

- HZ317000 Pizza tray, HZ324000 Insert wire shelf, HZ325000 Grill tray, HZ327000 Baking stone, HZ331003 Enamel baking tray, HZ331011 Baking tray, anti-adherent, HZ332003 Multipurpose pan, HZ332011 Multipurpose pan, anti-adherent, HZ333001 Lid for professional pan, HZ333003 Professional pan, HZ334000 Wire shelf, HZ915001 Glass roasting dish, 5,1 L

**iQ 100**

A



## HA643510M

Stainless steel, Electric freestanding cooker, 60 cm



### Technical information:

- Glass ceramic hob
- 4 highSpeed cooking zones including 1 dual circuit zone
- Front left: Standard cooking zone 1.8 KW
- Rear left: Standard cooking zone 1.8 KW
- Rear right: Standard cooking zone 1.2 KW
- Front right: Dual circuit zone 2.2 KW, 0.75 KW
- 4 residual heat indicator lights
- Large capacity oven (66 l)
- Multifunction oven
- 7 cooking functions: Defrost setting, Top/bottom heat, Bottom heat, Hot air grilling, Circulating Air, Full width variable grill, Half width variable grill
- Electronic clock
- Oven interior light
- Shelf support rails
- Retractable controls
- Drawer for kitchen utensils
- Adjustable feet
- Energy efficiency rating A

### Optional Accessories:

- HZ317000 Pizza tray, HZ324000 Insert wire shelf, HZ325000 Grill tray, HZ327000 Baking stone, HZ331003 Enamel baking tray, HZ331011 Baking tray, anti-adherent, HZ332003 Multipurpose pan, HZ332011 Multipurpose pan, anti-adherent, HZ333001 Lid for professional pan, HZ333003 Professional pan, HZ334000 Wire shelf, HZ915001 Glass roasting dish, 5,1 L

**iQ 100**

A



# Freestanding Cookers

## HA422510M

Stainless steel, Electric freestanding cooker, 60 cm



### Technical information:

- Glass ceramic hob
- 4 highSpeed cooking zones
- Front left: Standard cooking zone 1.2 KW
- Rear left: Standard cooking zone 1.8 KW
- Rear right: Standard cooking zone 1.2 KW
- Front right: Standard cooking zone 2.2 KW
- 4 residual heat indicator lights
- Large capacity oven (71 l)
- Conventional oven
- 4 cooking functions: Full width variable grill, Half width variable grill, Bottom heat, Conventional heat
- Oven interior light
- Shelf support rails
- Telescopic shelf rails as optional accessory
- Drawer for kitchen utensils
- Adjustable feet
- Energy efficiency rating A

### Optional Accessories:

- HZ317000 Pizza tray, HZ324000 Insert wire shelf, HZ325000 Grill tray, HZ327000 Baking stone, HZ331003 Enamel baking tray, HZ331011 Baking tray, anti-adherent, HZ332003 Multipurpose pan, HZ332011 Multipurpose pan, anti-adherent, HZ333001 Lid for professional pan, HZ333003 Professional pan, HZ334000 Wire shelf, HZ338250 2 level telescopic shelf rails, HZ915001 Glass roasting dish, 5,1 L

**iQ 100**

## HX645535M

Stainless steel, Gas combination freestanding cooker, 60 cm



### Technical information:

- Gas hob
- Burners: 2 standard, 1 economy, 1 high speed
- Front left: Rapid burner 3 KW
- Rear left: Standard burner 1.7 KW
- Rear right: Standard burner 1.7 KW
- Front right: Economy burner 1 KW
- 1-handed ignition via control knobs
- Flame failure safety device
- Cast iron pan supports
- Glass cover lid
- Large capacity oven (66 l)
- Multifunction oven
- 7 cooking functions: Circulating air, Top/bottom heat, Bottom heat, Defrost setting, Hot air grilling, Half width variable grill, Full width variable grill
- Electronic clock
- Oven interior light
- Shelf support rails
- Drawer for kitchen utensils
- Adjustable feet
- Preset of liquid gas (28-30/37mbar)

### Optional Accessories:

- HZ317000 Pizza tray, HZ324000 Insert wire shelf, HZ325000 Grill tray, HZ327000 Baking stone, HZ331003 Enamel baking tray, HZ331011 Baking tray, anti-adherent, HZ332003 Multipurpose pan, HZ332011 Multipurpose pan, anti-adherent, HZ333001 Lid for professional pan, HZ333003 Professional pan, HZ334000 Wire shelf, HZ915001 Glass roasting dish, 5,1 L

**iQ 100**

## HU245525M

Stainless steel, Gas freestanding cooker, 60 cm



### Technical information:

- Gas hob
- Burners: 2 standard, 1 economy, 1 high speed
- Front left: Rapid burner 3 KW
- Rear left: Standard burner 1.7 KW
- Rear right: Standard burner 1.7 KW
- Front right: Economy burner 1 KW
- 1-handed ignition via control knobs
- Flame failure safety device
- Cast iron pan supports
- Glass cover lid
- Large capacity oven (71 l)
- Gas oven
- 2 cooking functions: Gas grill, Gas bottom heat
- Electronic timer
- Oven interior light
- Shelf support rails
- Full glass inner door
- Drawer for kitchen utensils
- Adjustable feet
- Preset of liquid gas (28-30/37mbar)
- Natural gas nozzles (20 mbar) included

### Optional Accessories:

- HZ317000 Pizza tray, HZ324000 Insert wire shelf, HZ325000 Grill tray, HZ327000 Baking stone, HZ331003 Enamel baking tray, HZ331011 Baking tray, anti-adherent, HZ332003 Multipurpose pan, HZ332011 Multipurpose pan, anti-adherent, HZ333001 Lid for professional pan, HZ333003 Professional pan, HZ334000 Wire shelf, HZ915001 Glass roasting dish, 5,1 L

**iQ 100**



# Freestanding Cookers

## HU233511M

Stainless steel, Gas freestanding cooker, 60 cm



**iQ 100**

**A**

### Technical information:

- Gas hob
- Burners: 2 standard, 1 economy, 1 high speed
- Front left: Rapid burner 3 KW
- Rear left: Standard burner 1.7 KW
- Rear right: Standard burner 1.7 KW
- Front right: Economy burner 1 KW
- Two hand ignition
- Flame failure safety device
- Steel pan supports
- Glass cover lid
- Large capacity oven (71 l)
- Gas oven
- 2 cooking functions: Gas grill, Gas bottom heat
- Minute minder
- Oven interior light
- Shelf support rails
- Drawer for kitchen utensils
- Adjustable feet
- Preset of liquid gas (28-30/37mbar)
- Natural gas nozzles (20 mbar) included

### Optional Accessories:

- HZ317000 Pizza tray, HZ324000 Insert wire shelf, HZ325000 Grill tray, HZ327000 Baking stone, HZ331003 Enamel baking tray, HZ331011 Baking tray, anti-adherent, HZ332003 Multipurpose pan, HZ332011 Multipurpose pan, anti-adherent, HZ333001 Lid for professional pan, HZ333003 Professional pan, HZ334000 Wire shelf, HZ915001 Glass roasting dish, 5,1 L




# Siemens presents: iSensoric.

Sensor controlled technology for perfect laundry care.







# The power of iSensoric.

## What is so powerful about iSensoric?

iSensoric is an elaborate, self-regulating system which consists of numerous sensors and outstandingly intelligent software. Each sensor has its specific characteristic. The uniqueness of the system, however, is the interaction between the sensors and the intelligent software. Together, they automatically detect, calculate, steer, and control every step of the washing process and as a result, treat every single wash load individually, with one single goal: To get the most perfect washing result, with as little resources as possible.

## What are the functions of the sensors and the software?

The sensors, together with the software, achieve the following:

- They measure the load level and adapt the entire wash process accordingly
- They detect and measure the exact dosing of the detergent – down to the millilitre
- They adapt the drum rotation
- They detect the dirt level of the laundry
- They remove even the toughest stains
- They decide how much water is needed depending on the load and dirtiness
- They optimise energy consumption to the load and dirtiness
- They distinguish between different kind of textiles
- They speed up the washing process

## Do all Siemens washing machines have all these sensors?

Siemens iSensoric is a part of every single Siemens washing machine there is. The iQ300 and iQ500, for example, offer a sensor-controlled water management system in addition to the possibility to speed up the washing process and offer intelligent programmes for various special textiles. The iQ700 with i-Dos offers all sensors available and the most intelligent software, communicating with each other in a perfect way.

## What is the benefit for you?

- Perfect wash results in any situation
- No matter how dirty the textiles are, how small or big the wash load is, what kind of textile is being washed, whether the focus is on saving time or saving resources, each wash load is treated individually

# Just add laundry!

Intelligent by name, intelligent by design; the i-Dos system automatically determines how much detergent is needed for each of your wash loads, based on the weight of the laundry and programme used.



1

Set rotary selector to an "Automatic" programme



2

Load your washing and close the door



3

Press start and sit back



#### i-Dos

Saving you time, the i-Dos washing machine allows you to simply place your clothes in the drum, select your desired programme and relax. i-Dos automatically determines the exact amount of liquid detergent needed for each of your laundry cycles, depending on the weight of the load and what programme is used. With the built-in drawer conveniently holding enough liquid detergent for around 20 washes, not only does this mean you don't have to measure and fill the container for every wash, but as the correct amount of liquid detergent is used every time, your clothes will receive the perfect wash whilst saving you precious time and around 11 litres in detergent per year. The result, hassle-free laundry and perfectly clean clothes!

# Silence is golden.



Our friction free **iQdrive** motor is complimented by antiVibration technology, letting you enjoy entertainment without competing with the noise of your washing machine. Noticeably quieter our washing machines and dryers are designed to fit in around your hectic lifestyle with minimum disturbance.



## iQdrive & anti-vibration design

The **iQdrive** is the most economical, fastest, quietest and durable motor we have ever built, hence why it comes with 10-year motor guarantee. This specially designed motor at the heart of our machines is designed to last longer; meaning you'll never be without clean laundry, as well as being extremely quiet, meaning you can enjoy a conversation without having to compete with your washing machine. The **iQdrive** together with our silent antiVibration design, the circular design on the side of machine gives you a fast, efficient laundry service that does not take centre stage.






# Tough on stains, gentle on your washing.



Keeping your life uncluttered, our specially designed autoStain removal system (ASR) takes the effort out of cleaning tough stains. Simply load your clothes in the machine, choose a wash programme, select one of the 4 stain treatments and let ASR do the rest. This saves you time and removes the need for specialist products or pre-washing.



## Stain removal system


It happens to the best of us, a stain on your favourite dress or best shirt is part of life. However, we have a solution that is going to save you time and effort when it comes to removing stubborn stains, autoStain system. So next time you need to remove last night's stain from your shirt sleeve or a lipstick smudge on your favourite dress, look no further than your Siemens washing machine.

Whether it is coffee, dirt or grass, blood or even cosmetics, our auto**Stain** removal system (ASR), automatically optimises the wash settings to

remove individual stains from your laundry. The ASR system eradicates the need to pre-wash stained clothes and the use of special detergents. The ASR system tailors the wash according to the nature of the stain, creating the perfect balance between the mechanical drum action, water level, wash time and temperature.

Saving you time and money on buying specialist products, those unforeseen accidents need not ruin your clothes anymore.

# Taking the chore out of laundry.




## Ever forgotten to put an item of clothing in the wash?

Have you ever started a wash only to realise you've left something out or included something you shouldn't have? The **Reload** function is the perfect solution for when your laundry is on the wrong side of the drum door. Simply hit the button to pause the cycle, the door will then open at the next available opportunity and you can add or remove your extra washing. Dirty clothes will rarely be missed from the wash again.

## wash&dry:

Siemens wash&dry technology brings the best washing and drying in one go. The washing machine is designed to save you space and provide you with the highest water efficiency with best textile care.



### What can you do in 15 minutes?

Add the laundry to your list. Need a shirt cleaning an hour before you're due to leave the house, don't panic! Our specially designed **super15** programme is going to save the day. Designed for those of us with hectic lives; this wash cycle will clean your clothes when you are in a hurry. **super15** washes, rinses and spins laundry in just 15 minutes, meaning your favourite shirt will be ready for dinner in the evening.



### Designed to work around your busy schedule.

Giving you the choice, **varioPerfect** allows the setting of certain washes to be changed determined on what is most important to you, time or energy. Decreasing a washing machine's cycle time by up to 65%\*. **speedPerfect** is ideal for getting through your laundry quickly without compromising on quality or cleanliness, whereas **ecoPerfect** lengthens the time of a cycle by reducing the machines energy output by up to 50%.\*\*





# Get stacking.

**Take advantage of Siemens stacking solutions and save space.**

Getting perfectly clean laundry doesn't need to take up all the space in your house. With the Siemens stacking kit, you can now stack the Siemens washing machine and dryer to ensure utmost use of space. This means, perfectly clean results that take minimal floor space while giving your home unmatched style.



# Life is full of odours. But not your clothes.

**Fast and effective odour removal without washing: The new sensoFresh Programme with active oxygen. Powered by iSensoric.**

Life is full of great experiences. And some of them are full of odours that will stick to your clothes. With sensoFresh you can now live every moment to the fullest – without making compromises in the choice of your activities or your clothing. Just remove bad odours like cigarette smoke or kitchen smells

without washing, even from sensitive and non-washable fabrics. Thanks to active oxygen and an intelligent network of sensors, you can wear your perfectly refreshed clothes again after 30 to 45 minutes. And nothing stands in the way of your next immaculate appearance.

# The power of active oxygen.

**A technology with multiple benefits:  
The revolutionary sensoFresh System. Powered by iSensoric.**

The use of active oxygen marks the latest revolution in laundry care. The new iQ500 Washing Machines with sensoFresh system provide the ideal solution to purify almost any kind of contamination: Whether it comes to odours or germs – active oxygen removes them easily and thoroughly, providing pleasantly fresh clothes and outstanding hygiene. Prepare yourself for a new level of convenience. Discover the benefits of this ground-breaking innovation.



## **Remove odours even from non-washable fabrics: The sensoFresh Programme.**

Get rid of odours such as cigarette smoke or kitchen smells – the sensoFresh Programme provides odour elimination in short time, even for sensitive and non-washable fabrics. Active oxygen neutralises smells in just 30 to 45 minutes, depending on the intensity of the odour.




## **Independent wfk Institute certifies sensoFresh.**

The renowned wfk – Institut für Angewandte Forschung GmbH confirms a “significant reduction of malodours after treatment in the sensoFresh programme with activated Active Oxygen Function at both intensity levels.”\*



## **Hygienically clean laundry even at low temperatures: The hygiene Programme.**

The hygiene Programme is particularly suitable for delicate textiles that cannot be washed in a high-temperature wash programme. Thanks to the use of active oxygen, the laundry gets hygienically clean even at low temperatures down to 40°C.



## **Meets your highest hygiene standards: The drum clean Programme.**

Prevent the formation of odours inside the washing machine's drum with the drum clean Programme. Active oxygen effectively prevents the accumulation of odour-causing bacteria and ensures a hygienically clean machine.

## **All about sensoFresh:**

Discover more about the innovative sensoFresh System and get inspired by new possibilities.

[www.siemens-home.com/sensoFresh](http://www.siemens-home.com/sensoFresh)

\* Investigation WL 7622F/15 of wfk – Institut für Angewandte Forschung GmbH on 6 different ready-made textiles with applied malodours (tobacco smoke, fat/onions, artificial food odours)





# Home Laundry

## WM16W560GC

Automatic washing machine, Anti stain, iSensoric iQdrive



### Main features:

- Capacity: 9 kg
- Max. spin speed: 1600 rpm
- Noise level washing dB (A) re 1 pW: 48
- Noise level spinning dB (A) re 1 pW: 74
- Anti stain - No pre-soaking or specialist detergent needed

### Programmes:

- Special programmes: dark wash, outdoor, shirts/blouses, quick 15x, quick / mixture, hygiene, duvet, Drum Clean (with reminder), wool, delicates/silk

### Options:

- varioPerfect: time or energy optimized programs with perfect performance
- touchControl buttons: On/off, Prewash, less ironing, Spin speed reduction, Start delay, water plus, Temperature, start/pause, stain selection and 24 h Start delay
- Anti stain automatic with 4 stain options - activatable with standard programmes

### Convenience and Safety:

- waveDrum: for highly effective and extremely gentle laundry care
- DrumClean with reminder function
- 32 cm porthole, chrome, blackgrey with 171° opening door
- Comfort lock
- Reload function / pause function
- iQdrive: most energy-saving and quietest motor technology (10 years Warranty)
- Anti-Vibration Design: more stability and quietness
- Sound insulation by bottom cover
- Flow sensor for optimal wateruse

- waterPerfect Plus: resource gentle watermanagement
- Multiple water protection
- Indication of water and energy consumption prior to start of programme
- Control dial with integrated On-/Offmode
- Large LED-Display for programme status indication, temperature selection, max. spin speed, remaining time and 24 h end time delay, stain selection and consumption indication
- Foam detection system
- Unbalanced load detection
- Childproof
- Buzzer
- Continuous automatic load adjustment system
- Self cleaning detergent drawer
- Divider for Liquid Detergent

### Technical information:

- Dimensions (H x W x D): 84.5 cm x 60.0 cm x 59.0 cm
- slide-under at height of 85 cm

**iQ 700**

★★★★ Energy efficiency class.



## WM14T780GC

Automatic washing machine, sensoFresh, iSensoric iQdrive



### Main features:

- Capacity: 9kg
- Max. spin speed: 1400 rpm
- Noise level washing dB (A) re 1 pW: 48
- Noise level spinning dB (A) re 1 pW: 73
- sensoFresh

### Programmes:

- Special programmes: dark laundry, quick wash/ mixture, Hygiene, Super 15 min / Super 30 min, Duvet, sensoFresh, wool, delicates/silk

### Options:

- varioPerfect: time or energy optimized programs with perfect wash performance
- Touch control buttons: Temperature, Spin speed reduction, Prewash, ecoPerfect, speedPerfect, sensoFresh, Time delay

### Convenience and Safety:

- DrumClean with reminder function
- 32 cm porthole, silver-black grey with 165° opening door
- Magnet Lock
- Reload Function: Yes
- iQdrive: most energy-saving and quietest motor technology (10 years Warranty)
- AntiVibration Design - More stability and quietness
- Flow-through sensor
- waterPerfect: resource gentle water management
- Multiple water protection
- Indication of water and energy consumption prior to start of programme
- Jog dial
- Large touch-LED-display for programme status indication, temperature selection, max. spin speed, remaining time and 24 h end time delay, load recommendation and consumption indication

- Foam detection system
- Childproof door lock
- Self cleaning detergent drawer

### Technical information:

- Can be built-under
- Dimensions (H x W x D): 84.8 x 59.8 x 59 cm

**iQ 500**

★★★★ Energy efficiency class.



# Home Laundry

## WM14U640GC

Automatic washing machine, i-DOS, iSensoric iQdrive



### Main features:

- Capacity: 9kg
- Max. spin speed: 1400 rpm
- Noise level washing dB (A) re 1 pW: 49
- Noise level spinning dB (A) re 1 pW: 75
- i-Dos™ automatic dosing system - Just add laundry

### Programmes:

- Special programmes: dark laundry, quick wash/ mixture, Hygiene, Super 15 min / Super 30 min, Duvet, Automatic Intensive, wool, delicates/silk

### Options:

- varioPerfect: time or energy optimized programs with perfect wash performance
- Touch control buttons: Temperature, Spin speed reduction, Prewash, ecoPerfect, speedPerfect, i-DOS 1, i-DOS 2 und 24 h Time delay

### Convenience and Safety:

- DrumClean with reminder function
- 32 cm porthole, silver-black grey with 165° opening door
- Magnet Lock
- Reload Function: Yes
- iQdrive: most energy-saving and quietest motor technology (10 years Warranty)
- AntiVibration Design - More stability and quietness
- Flow-through sensor
- waterPerfect: resource gentle water management
- Multiple water protection
- Indication of water and energy consumption prior to start of programme
- Jog dial
- Large touch-LED-display for programme status indication, temperature selection, max. spin speed, remaining time and 24 h end time delay, load recommendation and consumption indication

- Foam detection system
- Childproof door lock
- Self cleaning detergent drawer

### Technical information:

- Can be built-under
- Dimensions (H x W x D): 845 x 598 x 620



★★★★ Energy efficiency class.



## WM14T682GC

Automatic washing machine, i-DOS, iSensoric iQdrive



### Main features:

- Capacity: 9kg
- Max. spin speed: 1400 rpm
- Noise level washing dB (A) re 1 pW: 49
- Noise level spinning dB (A) re 1 pW: 75
- i-Dos™ automatic dosing system - Just add laundry

### Programmes:

- Special programmes: dark laundry, quick wash/ mixture, Hygiene, Super 15 min / Super 30 min, Duvet, Automatic Intensive, wool, delicates/silk

### Options:

- varioPerfect: time or energy optimized programs with perfect wash performance
- Touch control buttons: Temperature, Spin speed reduction, Prewash, ecoPerfect, speedPerfect, i-DOS 1, i-DOS 2 und 24 h Time delay

### Convenience and Safety:

- DrumClean with reminder function
- 32 cm porthole, silver-black grey with 165° opening door
- Magnet Lock
- Reload Function: Yes
- iQdrive: most energy-saving and quietest motor technology (10 years Warranty)
- AntiVibration Design - More stability and quietness
- Flow-through sensor
- waterPerfect: resource gentle water management
- Multiple water protection
- Indication of water and energy consumption prior to start of programme
- Jog dial
- Large touch-LED-display for programme status indication, temperature selection, max. spin speed, remaining time and 24 h end time delay, load recommendation and consumption indication

- Foam detection system
- Childproof door lock
- Self cleaning detergent drawer

### Technical information:

- Can be built-under
- Dimensions (H x W x D): 84.8 x 59.8 x 59 cm



★★★★ Energy efficiency class.



# Home Laundry

## WM14T561GC

Automatic washing machine, Anti stain, iSensoric iQdrive



### Main features:

- Capacity: 9kg
- Max. spin speed: 1400 rpm
- Noise level washing dB (A) re 1 pW: 49
- Noise level spinning dB (A) re 1 pW: 75
- Anti stain - No pre-soaking or specialist detergent needed

### Programmes:

- Special programmes: dark laundry, quick wash/mixture, Hygiene, Super 15 min / Super 30 min, Duvet, wool, delicates/silk

### Options:

- varioPerfect: time or energy optimized programs with perfect wash performance
- Touch control buttons: Temperature, Spin speed reduction, Prewash, ecoPerfect, speedPerfect, • Anti stain automatic with 4 stain options, Time delay

### Convenience and Safety:

- DrumClean with reminder function
- 32 cm porthole, silver-black grey with 165° opening door
- Magnet Lock
- Reload Function: Yes
- iQdrive: most energy-saving and quietest motor technology (10 years Warranty)
- AntiVibration Design - More stability and quietness
- Flow-through sensor
- waterPerfect: resource gentle water management
- Multiple water protection
- Indication of water and energy consumption prior to start of programme
- Jog dial
- Large touch-LED-display for programme status indication, temperature selection, max. spin

speed, remaining time and 24 h end time delay, load recommendation and consumption indication

- Foam detection system
- Childproof door lock
- Self cleaning detergent drawer

### Technical information:

- Can be built-under
- Dimensions (H x W x D): 84.8 x 59.8 x 59 cm

**iQ 500**

★★★★★ Energy efficiency class.



## WM14T47XGC

Automatic washing machine, iSensoric iQdrive



### Main features:

- Capacity: 9 kg
- Max. spin speed: 1400 rpm
- Noise level washing dB (A) re 1 pW: 49
- Noise level spinning dB (A) re 1 pW: 75

### Programmes:

- Special programmes: rinse, intensive+quick, dark wash, outdoor/waterproofing, shirts/blouses, quick/mixture, Drain / Spin, hygiene, Quick 30'/15', Duvet, wool, delicates/silk

### Options:

- varioPerfect: time or energy optimized programs with perfect performance
- touchControl buttons: Prewash, less ironing, Start delay, Temperature, start/pause with reload function, ecoPerfect, speedPerfect, Spin speed reduction/Rinse hold

### Convenience and Safety:

- waveDrum: for highly effective and extremely gentle laundry care
- 32 cm porthole, silver inox with 165° opening door
- Metal door closing hook
- Comfort lock
- iQdrive: most energy-saving and quietest motor technology (10 years Warranty)
- Anti-Vibration Design: more stability and quietness
- Flow sensor for optimal wateruse
- waterPerfect Plus: resource gentle water management
- Multiple water protection
- Aquatronic wash system
- Continuous automatic load adjustment system
- Indication of energy consumption prior to start of programme

- Fully electronic control dial for wash programmes, temperature and special programmes
- Large LED-Display for programme status indication, temperature selection, max. spin speed, remaining time and 24 h end time delay, load recommendation and consumption indication

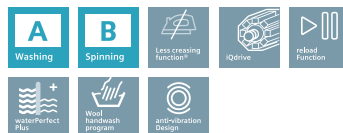
- Overdosage indication
- Foam detection system
- Unbalanced load detection
- Childproof
- Buzzer at end of program
- Self cleaning detergent drawer
- Divider for Liquid Detergent

### Technical information:

- slide-under at height of 85 cm
- Dimensions (H x W x D): 84.8 cm x 59.8 cm x 59.0 cm

**iQ 500**

★★★★★ Energy efficiency class.



# Home Laundry

## WM14T461GC

Automatic washing machine, iSensoric iQdrive



### Main features:

- Capacity: 9 kg
- Max. spin speed: 1400 rpm
- Noise level washing dB (A) re 1 pW: 49
- Noise level spinning dB (A) re 1 pW: 75

### Programmes:

- Special programmes: rinse, intensive+quick, dark wash, outdoor/waterproofing, shirts/blouses, quick/mixture, Drain / Spin, hygiene, Quick 30'/15', Duvet, wool, delicates/silk

### Options:

- VarioPerfect: time or energy optimized programs with perfect wash performance
- touchControl buttons: Prewash, less ironing, Start delay, Temperature, start/pause with reload function, ecoPerfect, speedPerfect, Spin speed reduction/Rinse hold

### Convenience and Safety:

- VarioDrum: gentle and efficient washing
- 32 cm porthole, silver-black grey with 165° opening door
- Metal door closing hook
- Comfort lock
- iQdrive: most energy-saving and quietest motor technology (10 years Warranty)
- Anti-Vibration Design: more stability and quietness
- Flow sensor for optimal water use
- waterPerfect Plus: resource gentle water management
- Multiple water protection
- Aquatronic wash system
- Continuous automatic load adjustment system
- Consumption Indication: Information about energy consumption
- Fully electronic control dial for wash programmes, temperature and special programmes

- Large LED-Display for programme status indication, temperature selection, max. spin speed, remaining time and 24 h end time delay, load recommendation and consumption indication
- Overdosage indication
- Foam detection system
- Unbalanced load detection
- Childproof
- Buzzer at end of program
- Self cleaning detergent drawer
- Divider for Liquid Detergent

### Technical information:

- slide-under at height of 85 cm
- Dimensions (H x W x D): 84.8 cm x 59.8 cm x 59.0 cm



★★★★ Energy efficiency class.



## WM12T462GC

Automatic washing machine, iSensoric iQdrive



### Main features:

- Capacity: 9 kg
- max. spin speed: 1200 rpm
- Noise level washing dB (A) re 1 pW: 50
- Noise level spinning dB (A) re 1 pW: 74

### Programmes:

- Special programmes: rinse, intensive+quick, dark wash, outdoor/waterproofing, shirts/blouses, quick/mixture, Drain / Spin, hygiene, Quick 30'/15', Duvet, wool, delicates/silk

### Options:

- varioPerfect: time or energy optimized programs with perfect performance
- touchControl buttons: Prewash, less ironing, Start delay, Temperature, start/pause with reload function, ecoPerfect, speedPerfect, Spin speed reduction/Rinse hold

### Convenience and Safety:

- waveDrum: for highly effective and extremely gentle laundry care
- 32 cm porthole, white-black grey with 165° opening door
- Metal door closing hook
- comfort lock
- iQdrive: most energy-saving and quietest motor technology (10 years Warranty)
- anti-vibration Design: more stability and quietness
- Flow sensor for optimal water use
- waterPerfect Plus: resource gentle water management
- Multiple water protection
- Aquatronic wash system
- Continuous automatic load adjustment system
- Indication of energy consumption prior to start of programme


- Fully electronic control dial for wash programmes, temperature and special programmes
- Large LED-Display for programme status indication, temperature selection, max. spin speed, remaining time and 24 h end time delay, load recommendation and consumption indication
- Overdosage indication
- Foam detection system
- Unbalanced load detection
- Childproof
- Buzzer at end of program
- Self cleaning detergent drawer
- Divider for Liquid Detergent

### Technical information:

- slide-under at height of 85 cm
- Dimensions (H x W x D): 84.8 cm x 59.8 cm x 59.0 cm



★★★★ Energy efficiency class.



# Home Laundry

## WM12K210GC Automatic washing machine, iSensoric



### Main features:

- Capacity: 8 kg
- Max. spin speed: 1200 rpm
- Noise level washing dB (A) re 1 pW: 53
- Noise level spinning dB (A) re 1 pW: 73

### Programmes:

- Special programmes: Easy-care plus dark laundry, mix, outdoor, shirts, sports/fitness, Hygiene, Super 15 min / Super 30 min, Cold, Standard cold - 40°C

### Options:

- varioPerfect: time or energy optimized programs with perfect wash performance
- Start / Reload / Pause, Less Ironing, ecoPerfect, speedPerfect, Time delay, Temperature, Spin speed reduction/Yes

### Convenience and Safety:

- waveDrum
- AntiVibration Design - More stability
- Multiple water protection
- Display for programme progress, temperature, spin speed, remaining time and 24 h endtime delay
- Fully electronic control dial for all wash- and special programs
- Aquatronic wash system
- multiple-stage
- loading introduction
- Foam detection system
- Unbalanced load detection
- Self cleaning detergent drawer
- AquaSensor for optimum rinse results: Yes
- Childproof door lock
- Buzzer at end of program
- 30 cm-porthole, Silver with 165° opening door
- Metal door closing hook
- Magnet Lock

### Technical information:

- Dimensions (H x W x D): 84.8 x 59.8 x 61.8 cm
- Can be built-under

**iQ 300**

★★★★ Energy efficiency class.



## WM10K200GC - White, WM10K20SGC - Silver Automatic washing machine, iSensoric



### Convenience and Safety:

- waveDrum
- AntiVibration Design - More stability
- Multiple water protection
- Display for programme progress, temperature, spin speed, remaining time and 24 h endtime delay
- Fully electronic control dial for all wash and special programs
- AquaSensor for optimum rinse results: Yes
- Aquatronic wash system
- Foam detection system
- Unbalanced load detection
- Self cleaning detergent drawer
- Reload Function: Yes
- 24 h end time delay / remaining time
- 30 cm-porthole, white-black grey with 165° opening door
- Metal door closing hook
- Magnet Lock
- Childproof door lock

### Technical information:

- Dimensions (H x W x D): 84.8 x 59.8 x 59 cm
- Can be built-under

### Main features:

- Capacity: 7 kg
- Max. spin speed: 1000 rpm
- Noise level washing dB (A) re 1 pW: 56
- Noise level spinning dB (A) re 1 pW: 74

### Programmes:

- Special programmes: dark laundry, mixture, outdoor, shirts, sports/fitness, AllergyPlus / Hygiene, Super 15 min / Super 30 min, Cold, Standard cold - 40°C

### Options:

- varioPerfect: time or energy optimized programs with perfect wash performance
- Start / Reload / Pause, Less Ironing, ecoPerfect, speedPerfect, Time delay

**iQ 300**

★★★★ Energy efficiency class.



# Home Laundry

## WM10B260GC

Automatic washing machine, iSensoric



### Main Features:

- Rated capacity: 6 kg
- max. spin speed: 1000 rpm
- Noise level washing dB (A) re 1 pW: 57
- Noise level spinning dB (A) re 1 pW: 73

### Programmes:

- Special programmes: easy care plus, drain, rinse, spin, mixed load, shirts/blouses, sports/fitness, hygiene, Quick 30'/15', wool, delicates/silk

### Options:

- varioPerfect: time or energy optimized programs with perfect performance
- Buttons: start/pause, Spin speed reduction, extra rinse, EcoPerfect, SpeedPerfect, Start delay, Temperature

### Comfort and Safety:

- Multiple water protection
- Display for programme progress, temperature, spin speed, remaining time and 24 h endtime delay
- Fully electronic control dial for all wash- and special programs
- Aquatronic wash system
- waterPerfect: automatic load adjustment system
- Foam detection system
- Unbalanced load detection
- Overdosage indication
- Buzzer at end of program
- Childproof
- 30 cm-porthole, white with 140° openingdoor

### Technical Information:

- Dimensions (H x W x D): 85.0 cm x 60.0 cm x 55.0 cm



★★★ Energy efficiency class.



## WD15G460GC - White, WD15G46SGC - Silver

Automatic washer dryer, iSensoric iQdrive



### Options:

- touchControl buttons: start/pause, extra rinse, Start delay, Spin speed reduction, Temperature, drying, ecoPerfect, speedPerfect

### Comfort and Safety:

- Non-stop wash and dry programme 5 kg
- Multiple water protection
- Large LED-Display for programme status indication, temperature selection, max. spin speed, remaining time and 24 h end time delay and load recommendation
- iQdrive: most energy-saving and quietest motor technology
- Flow sensor for optimal wateruse
- Fully electronic control dial for all wash- and special programs
- System: maximum protection or more intensive washing
- waterPerfect Plus: resource gentle water management
- Foam detection system
- Unbalanced load detection
- Buzzer at end of program
- Overdosage indication
- Childproof
- 32 cm porthole, pearl dark grey, black grey with 180° opening door
- Porthole with glass cover
- Door hinging left
- Metal door closing hook
- Comfort lock

### Technical Information:

- Dimensions (H x W x D): 85.0 cm x 60.0 cm x 59.0 cm
- slide-under at height of 85 cm

### Main Features:

- Capacity: 8 kg washing - 5 kg drying
- Max. spin speed: 1500 rpm
- Noise level washing (dB): 52
- Noise level spinning (dB): 74
- Noise level drying (db): 59

### Programmes:

- Special programmes washing: Single Rinse, mixed load, outdoor/waterproofing, shirts/blouses, quick 15', Fluff clean, Drain / Spin, Hygiene Care, wool, delicates/silk
- Drying-option for special programmes washing
- Special programmes drying: Low heat drying, Intensive dry, Wash & Dry 60'



★★★★ Energy efficiency class.



# Home Laundry

## WT46G401GC Condenser dryer, iSensoric



### Main Features:

- Capacity: 9 kg
- Dryer type: Condenser
- Energy efficiency class: B
- Noise level: 65 dB (A) re 1 pW

### Programmes:

- Special programmes: woollen finish, mix, outdoor, timeprogramm warm, timeprogramm cold, hygiene, lingerie, shirts 15

### Options:

- Anti crease cycle 120 min at the end of the programme
- Touch control buttons: Low Heat, Buzzer, less ironing, end time delay, programme length, start/pause, Fine-tuning of drying aim, 24 h end time delay

### Comfort and Safety:

- autoDry technology
- Soft dial
- Large LED-Display for remaining time and 24 h end time delay, programme status indication, special functions.
- Air flow Drying System: Big Stainless steel drum with textile care structure, soft design paddles
- easyClean filter
- anti-vibration Design: more stability and quietness
- Drum interior light: LED
- Childproof
- Buzzer to indicate the end of cycle
- Glass door with frame silver-white
- Comfort lock
- Door hinge: right-hand
- Drain Set

### Technical information:

- Dimensions (H x W x D): 84.2 cm x 59.8 cm x 63.6 cm
- slide-under at height of 85 cm

### Optional Accessories:

- WZ20300: Stacking kit white
- WZ20310: Stacking kit with pullout shelf



★★ Energy efficiency class.



## WT46G400GC Condenser dryer, iSensoric



### Main Features:

- Capacity: 8 kg
- Noise level: 65 dB (A) re 1 pW

### Programmes:

- Special programmes: woollen finish, mix, outdoor, timeprogramm warm, timeprogramm cold, hygiene, lingerie, shirts 15

### Options:

- Anti crease cycle 120 min at the end of the programme
- Touch control buttons: Low Heat, Buzzer, less ironing, end time delay, programme length, start/pause, Fine-tuning of drying aim, 24 h end time delay

### Comfort and Safety:

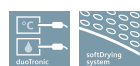
- autoDry technology
- soft dial
- Large LED-Display for remaining time and 24 h end time delay, programme status indication, special functions.
- Air flow Drying System: Big Stainless steel drum with textile care structure, soft design paddles
- anti-vibration Design: more stability and quietness
- Drum interior light: LED
- Childproof
- Buzzer to indicate the end of cycle
- Glass door with frame silver-black grey
- Comfort lock
- Door hinge: right-hand

### Optional Accessories:

- WZ20300: Stacking kit white
- WZ20310: Stacking kit with pullout shelf



★★ Energy efficiency class.



# Home Laundry

## WT46E101GC

Condenser dryer, iSensoric



### Main Features:

- Capacity: 7 kg
- Noise level: 66 dB (A) re 1 pW

### Programmes:

- Special programmes: outdoor, 20min, rapid 40

### Options:

- Anti crease cycle 120 min at the end of the programme
- Touch control buttons: Start/Stop, Low Heat

### Comfort and Safety:

- autoDry technology
- Air flow Drying System: Big Stainless steel drum with textile care structure, soft design paddles
- LED programme progress indicator and service notes
- Fully electronic control dial for sensor drying programmes, timed and special programmes
- anti-vibration Design: more stability and quietness
- easyClean filter
- Glass door with frame white
- Door hinge: right-hand
- Metal door closing hook

### Technical information:

- Dimensions (H x W x D): 84.2 cm x 59.8 cm x 63.9 cm
- Can be built-under

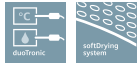
### Optional Accessories:

- WZ20300: Stacking kit white
- WZ20310: Stacking kit with pullout shelf

**iQ 300**

★★ Energy efficiency class.

**B**



## WK14D321GB

Automatic washer dryer, Fully integrated



### Main Features:

- Capacity: 7 kg washing - 4 kg drying
- Drum volume: 52 l
- Non-stop wash and dry programme 4 kg
- Spin speed selection 1400 to 600 rpm
- Noise level washing (dB): 57
- Noise level spinning (dB): 74

### Programmes:

- Special programmes: mixed load, rinsing/spinning, Drain / Spin, wool, delicates/silk
- Special programmes drying: Fluff-removalcycle

### Options:

- Buttons: Start, Spin speed reduction, Modify, options, drying und 19 h Start delay

### Comfort and Safety:

- Eltek hose
- Display for programme progress indication, remaining time and 19 h end time delay
- Fully electronic control dial for all wash- and special programs
- Timed programmes
- Aquatronic wash system
- waterPerfect: automatic load adjustment system
- Foam detection system
- Unbalanced load detection
- Buzzer at end of program
- Childproof
- Porthole with glass cover
- Door hinging left
- Metal door closing hook
- Magnetic porthole lock for immediate doorway at end of program

### Technical information:

- Adjustable base height: 16.5 cm
- Adjustable base depth: 6 cm
- Dimensions (H x W x D): 82.0 cm x 59.5 cm x 58.4 cm
- Fully integratable

**iQ 300**

**B**





It's all about the  
smaller things in life.



# Exceptional mornings begin with exceptional coffee.

We believe that you should be able to enjoy outstanding coffee at home without having to compromise on aroma, taste, ease of operation, technology or design. That's why Siemens coffee machines not only give you the best flavour, but through our innovative technology and high-quality technical features, we have also perfected the full coffee experience.



# For your enjoyment.

The perfect technology of the EQ appliance series.



## creamCenter Cleaner

Convenient quick rinsing of the milk system.



## aromaDouble Shot

Extra-strong coffee with less bitterness thanks to two grinding and brewing processes.



## silentCeram Drive

Quiet premium grinder made from non-wearing ceramic.



## calc'nClean:

Automatic cleaning and descaling programme.



#### Perfect milk froth: creamCenter.

The milk frother swirls the milk to perfection, creating an exceptionally thick and creamy milk froth — all at the touch of a button, thanks to the oneTouch Function.



#### individualCup Volume

Cup sizes adjustable individually, to ensure your cup gets filled just as far as you would like it to.



#### singlePortion Cleaning

Complete emptying of all pipes after each brewing process.



#### aromaPressure System

Ideal contact pressure for optimal aroma extraction.



## The performance benefits.



### Quiet indulgence: superSilent.

Significant noise reduction for the quietest fully automatic coffee machine from Siemens.



### Creamy and thick milk froth: directWhirl.

Perfect milk froth every time – the innovative directWhirl milk nozzle with suction function provides exceptionally thick, firm milk froth.



### A dream: extra creamy milk froth, thanks to autoWhirl Plus.

Outstanding milk froth quality without you having to move the cup, as the autoWhirl Plus milk frother is integrated into the coffee outlet itself.



### Incomparably delicate, unbeatably quiet: silentCeram Drive.

Extremely quiet, extremely fine grinding, extremely durable — the premium grinder made from high quality, non-wearing ceramic gets even more aroma from every bean.



**Finely ground with a fuller flavour:  
ceramDrive.**

The extremely high-quality grinder, made from non-wearing ceramic, grinds the coffee particularly fine, getting even more aroma from every bean.



**Always gets the most out of the bean:  
coffeeSensor System.**

The intelligent grinder adapts to each bean variety and always grinds the perfect quantity of beans for the desired strength.

# Your most advanced assistant chefs.

Turning home chefs into professionals, our hand blenders are easy to use, versatile and compact – just what amateur cooks want from their food processors. There's hardly a dish you can't easily make with our range that stirs, kneads, minces, beats, purées, blends, grinds, grates, squeezes and juices just the way you want it to.







# Quick feature guide.

Your quick reference guide to the innovative features included in our hand blenders.



750 W

## 750 W

Power input of 750 Watts allow you to blend, chop, whip and slice efficiently.



## 12 x Speed

Variable speeds for every need.



## highPerformance Blade

Quick and perfect cutting results every time.



## softTouch

For excellent handling.



**turboButton**

Maximum performance, even on tough ingredients.



**antiSplash**

Keeps surfaces clean while you blend.

# Quick feature guide.

Your quick reference guide to the innovative features included in our hand blenders.



500 W

## 500 W

Packs in all the power you need for a speedy and perfect preparation.



## superSilent

For optimum quietness.



## softTouch

Ergonomic design for excellent handling.



## light

Easy to store. Easy to use.



**moment/turboButton**  
For maximum power and performance.



**5 x speed**  
Variable speeds for every need.

# Forward-thinking floor care begins with our vaccum cleaners.

The floor sets the tone for the rest of your home and for anyone with high expectations for their floors, Siemens is an obvious choice. Our range cleans all kinds of floors gently, yet thoroughly. You will be sure to find one that suits your lifestyle.



**SIEMENS**

*synchropower*

bag  bagless

2500 W

**100**  
years of  
power



made in Germany

# Quick feature guide.

Your quick reference guide to the innovative features included in our vacuum cleaners.



## 10 m radius

Clean up to 10 meters in any direction without changing plug points.



## 2500 W

Input power for effective cleaning results.



## highPower Motor

Get maximum efficiency at the touch of a button.



## compressorTechnology: XTRM

Improved compressor motor for outstanding airflow, maximum dust retention and minimum energy usage.



## 4 l capacity

Large storage capacity means that you can use the vacuum longer without having to empty it out.



## Accessories

Accessories to meet all your cleaning needs, no matter the surface.





### highPower Airflow

High volume of air sucked in means that the vacuum cleaner is able to absorb even more dust and dirt particles.



### 43 liter's

Exceptional suction capacity cleans up dust and dirt quickly and efficiently.




### 2-in-1 Accessory

Get into any nook and cranny with ease.



### Mobility

Exceptional mobility makes cleaning the entire house a breeze.



### light

Easy to store. Easy to use.

# Ironing shouldn't get in the way of your lifestyle.

Siemens has made ironing easier for over 100 years. This means our innovative technology and outstanding designs are incomparable, and together, they give you extremely quick and easy ironing results like no other.



slider **S1**  
power

2400V  
max

# Quick feature guide.

Your quick reference guide to the innovative features included in our irons.



## waterSaving

Water and steam use are perfectly calibrated to save water.



## titaniumGlissée

A scratch resistant surface that's gentle on clothes.



## secure

Safe and gentle ironing on the highest performance level.



## XTRM 220: pulseSteam

Three inventive pulses of steam get rid of stubborn creases with ease.



## permanentRefill

Easily removable water tank so that you can fill water whenever you want without having to unplug.



## energySaving

Save up to 25% with features such as automatic switch-off.



#### calc'nClean Timer

Handy reminder to clean, ensuring optimum performance of iron.



#### 190 g shot

High intensity steam shot for stubborn creases.



#### calc'nClean

Descaling apertures to descale give the iron a longer service life.



#### dripStop

No more water droplets on your clothing, even when the iron temperature is not high enough.



#### advancedSteam

Steam outlet openings are optimally designed and arranged for improved steam distribution and faster ironing.



#### 3antiCalc

Intelligent and effective system protects the appliance from limescale build-up.



# Coffee

## TE803M09GB

### EQ.8 series 300, Fully-automatic espresso maker



#### Flavour:

- **sensoFlow System:** The innovative heating system guarantees maximum espresso indulgence every time, thanks to its ideal, constant brewing temperature
- **aromaPressure System:** Ideal contact pressure for optimal aroma extraction
- **One-touch preparation:** espresso, coffee, cappuccino, latte macchiato at the touch of a button
- **aromaDouble Shot:** Extra-strong coffee with less bitterness thanks to two grinding and brewing processes
- **Beverage temperature adjustable individually - coffee:** 3 levels, hot water: 2 levels
- **Suitable for Brita Intenza water filters:** Improves the coffee's taste and prolongs the appliance's life

#### Convenience:

- **High-end clear text display with interactive menu**
- **superSilent:** The most silent fully-automatic espresso maker from Siemens, thanks to significant noise reduction
- **individualCoffee System:** Personal beverage menu for up to 6 persons
- **individualCup Volume:** Cup sizes adjustable individually, to ensure your cup gets filled just as far as you would like it to
- **Coffee outlet and milk frother height-adjustable:** Even 15 cm high latte macchiato glasses fit underneath
- **Two cups selection option for espresso, coffee:** Prepare two cups simultaneously
- **Water tank removable for easy refilling** (2.4 l volume)
- **Flexible milk solution:** Decide for yourself if you prefer connecting the provided milk container or using any other container, e.g. a milk carton
- **Short user manual always at hand inside appliance**

#### Performance:

- **silentCeram Drive:** Quiet premium grinder made from non-wearing ceramic
- **coffeeSensor System:** The grinding unit automatically adjusts to bean variety
- **creamCenter:** One-touch coffee milk specialities with especially fine-pored milk froth, thanks to an innovative milk frother

- **Milk froth, warm milk and hot water** separately available
- **Reduced heat-up time:** Fastest first cup
- **Water pump with 19-bar pressure**
- **Separate chute for ground coffee, e.g. caffeine-free coffee**
- **zeroEnergy Auto-off:** Automatic disconnection from the mains after preset time
- **15,000 cup warranty:** Consistently high appliance quality from the first cup to the 15,000th (valid for non-commercial use within 24 months)

#### Hygiene:

- **Removable brewing unit:** Easy and hygienic cleaning under running water
- **singlePortion Cleaning:** Complete emptying of all pipes after each brewing process
- **Automatic rinsing programme** when switching off, switching on
- **creamCleaner:** Convenient quick rinsing of the milk system
- **Milk frother removable and dishwasher-proof**
- **Drip tray and coffee grounds container** removable and dishwasher-proof
- **calc'nClean:** Automatic cleaning and descaling programme
- **Reminds in time of water filter change, descaling, cleaning;** including display of remaining cups

#### Miscellaneous:

- **Bean container with aroma protection lid** (300 g volume)
- **Grinding fineness adjustable** (multi-level)
- **Display language selectable**
- **Child safety lock:** Unintended brewing process not possible
- **Storage compartment for power cord** (1 m)
- **Wattage:** 1600 Watts

#### Accessories:

- **Insulated milk container** (0.5 l volume)
- **Further included accessories:** measuring spoon for ground coffee, acrylic milk pipe, connection hose for milk frother, test strip for water hardness



## TE501205GB

### EQ.5, Fully-automatic espresso maker



#### Flavour:

- **sensoFlow System:** The innovative heating system guarantees maximum espresso indulgence every time, thanks to its ideal, constant brewing temperature
- **aromaPressure System:** Ideal contact pressure for optimal aroma extraction
- **Beverage temperature adjustable individually - coffee:** 3 levels
- **Suitable for Brita Intenza water filters:** Improves the coffee's taste and prolongs the appliance's life

#### Convenience:

- **Direct operation via rotary knobs and LED signals**
- **Multiple pre-set cup sizes to select from**
- **Coffee outlet height-adjustable:** Even 15 cm high latte macchiato glasses fit underneath
- **Two cups selection option for espresso, coffee:** Prepare two cups simultaneously
- **Water tank removable for easy refilling** (1.7 l volume)

#### Performance:

- **ceramDrive:** High-quality grinder made of wear-resistant ceramic
- **milkPerfect:** Milk frother with guaranteed results, thanks to automatic frothing in the cup
- **Hot water** separately available
- **Reduced heat-up time:** Fastest first cup
- **Water pump with 15 bar pressure**
- **Separate chute for ground coffee, e.g. caffeine-free coffee**
- **zeroEnergy Auto-off:** Automatic disconnection from the mains after preset time

- **15,000 cup warranty:** Consistently high appliance quality from the first cup to the 15,000th (valid for non-commercial use within 24 months)

#### Hygiene:

- **Removable brewing unit:** Easy and hygienic cleaning under running water
- **singlePortion Cleaning:** Complete emptying of all pipes after each brewing process
- **Automatic rinsing programme** when switching off, switching on
- **Milk frother removable and dishwasher-proof**
- **Drip tray and coffee grounds container** removable and dishwasher-proof
- **calc'nClean:** Automatic cleaning and descaling programme
- **Reminds in time of water filter change, descaling, cleaning**

#### Miscellaneous:

- **Bean container with aroma protection lid** (300 g volume)
- **Grinding fineness adjustable** (multi-level)
- **Storage compartment for power cord** (1 m)
- **Wattage:** 1600 Watts

#### Accessories:

- **Further included accessories:** measuring spoon for ground coffee, test strip for water hardness



# Beverages & Breakfast

## TW3A0103AR Cordless kettle



- Wattage: 2000 - 2400 Watts
- Black
- 1.7 l capacity
- Stainless steel interior base with concealed heating element
- Removable limescale filter
- Cordless, 360° base
- Water level indicator readable from outside, double-sided
- Easy filling through spout - no need to open the lid
- Large opening for easy cleaning
- Lid latch, illuminated on/off switch
- Automatic switch-off: kettle automatically switches off when water has boiled
- Lift switch off: the kettle automatically switches off when removed from its base
- Boil-dry and overheat protection, Non-slip feet on base
- Easy storage: Integrated cable storage for simple and quick storage of the cable

## TW7902GB Stainless steel kettle



- Wattage: 2500 - 3000 Watts
- 1.7 l capacity
- Stainless steel interior base with concealed heating element
- Removable limescale filter
- Cordless, 360° base
- Water level indicator readable from outside
- Button for opening lid, lid latch
- Illuminated on/off switch
- Automatic switch-off: kettle automatically switches off when water has boiled
- Boil-dry and overheat protection
- Easy storage: Integrated cable storage for simple and quick storage of the cable

## TW63101AR Cordless kettle-Stainless steel



- Wattage: 2000 - 2400 Watts
- 1.7 l capacity
- Stainless steel interior base with concealed heating element
- Removable stainless steel limescale filter
- Cordless, 360° base
- Water level indicator double-sided, readable from outside
- Button for opening lid, lid latch
- Lighted on/off switch integrated in ergonomic handle
- Automatic switch-off: kettle automatically switches off when water has boiled
- Auto-OFF at vert lid position during operation: kettle shuts-off automatically, as soon as the lid is opened during operation
- Boil-dry and overheat protection
- Easy storage: Integrated cable storage for simple and quick storage of the cable



# Beverages & Breakfast

## TC60101GB Filter coffee maker



- Wattage: 1100 Watts
- White
- Aroma protecting glass jug for 10-15 cups (1.25 l)
- Glass jug with level indicator
- Transparent, removable watertank with water level indicator
- Water tank with integrated handle
- Swing-out filter holder
- Removeable filter with integrated handle (1x4)
- dripStop
- Optimum taste extraction through special brewing process
- Illuminated on/off switch
- Heat-retaining plate
- Easy storage: Cable storage for simple and quick storage of the cable

## TC3A0103GB Filter coffee machine



- Wattage: 900 - 1100 Watts
- Aroma protecting glass jug for 10-15 cups (1.25 l)
- Brewing system for optimum taste extraction
- dripStop
- Integrated watertank with water level indicator
- Removable swing-out filter (1x4)
- Keep-warm plate
- Illuminated on/off switch
- SafeStorage jug, cable and plug depot for compact and safe storage

## TT3A0103GB Compact toaster



- Wattage: 825 - 980 Watts
- Black
- 2 slices
- Rack for bread rolls, integrated
- Large-surface heating element
- Automatic bread centering for even toasting
- Electronic sensor for consistent toasting performance
- Variable browning control with integrated warm-up setting
- Manual high-lift function
- Removable crumb tray
- Illuminated cancel button
- Safety switch-off if toast becomes stuck
- Easy storage: Integrated cable storage for simple and quick storage of the cable

# Beverages & Breakfast

## TT63101GB Compact toaster



- Power: 900 Watts
- White
- 2 slices
- Cool touch housing
- Electronic sensor for consistent toasting performance
- Variable browning control with integrated warm-up setting
- Frozen bread setting
- Illuminated cancel button
- Stainless steel rack for bread rolls, can be attached
- Automatic bread centering for even toasting
- Manual high-lift function
- Safety switch-off if toast becomes stuck
- Removable crumb tray
- Large-surface heating element
- Easy storage: Integrated cable storage for simple and quick storage of the cable

## MC23200GB Coffee grinder



- 180 Watts
- Can only be operated when lid is in place
- For up to 75 g of coffee beans
- Stainless steel blade and grinder bowl
- Safety switch

# Food Preparation

## MQ5B350GB Hand blender set



- 280 Watts motor – low noise and low vibration
- Slim line, elegant design
- Ergonomically designed for excellent handling
- Detachable, high quality stainless steel blender foot with mini chopper
- Easy to clean, non-splash blender foot
- All parts (except gear box) are dishwasher-proof
- Symbolic instruction hints facilitate operation
- Transparent, calibrated mixing beaker
- Handy mini-chopper cuts herbs, nuts, onions, meat, cheese



## MQ67170GB Hand blender set



- 750 Watts
- Black
- Powerful hand blender
- Power edition with extra turbo Buttons
- Excellent handling through soft touch handle, large buttons and ergonomic shaping
- Quiet, low vibration motor
- Speed selector with 12 speed settings provides the ideal speed for every application
- Additional Pulse/turbo button for maximum performance at the touch of a button
- High-quality stainless steel foot
- Innovative, sharp four-winged blade for perfect results
- Easily detachable blender foot with eject button
- Blender foot and attachments (except gear box) are dishwasher-proof
- Transparent, calibrated mixing beaker
- Mixing Jug
- Handy mini-chopper cuts herbs, nuts, onions, meat, cheese
- Separate ice crushing blade to be used with the mini chopper
- Stainless steel balloon whisk attachment for whipping egg whites, cream or mixing pancake dough



# Food Preparation

## MQ5B150GB Hand blender



- 300 Watts motor – low noise and low vibration
- Slim line, elegant design
- Ergonomically designed for excellent handling
- Detachable stainless steel blender foot made of temperature-resistant plastic
- Easy to clean, non-splash blender foot
- All parts (except gear box) are dishwasher-proof
- Symbolic instruction hints facilitate operation
- Transparent, calibrated mixing beaker



## MK3500MGB Compact food processor



- Compact food processor - 800w
- With Blender and Grinder attachments
- Discs stainless steel
- Dough Tool
- Beating disc

## MC3000GB Whole apple feed juicer-SS



- 25 Watts
- Universal pressing cone for large and small citrus fruits
- High production due to left- and right-hand motion of the cone
- Large, removable juice container (0,6 l)
- Integrated scale to read the amount of juice
- Automatic On/Off when pressing the cone
- Integrated cable storage
- Easy to clean: Parts are dishwasher-proof
- Dust protection cover

# Food Preparation

## ME35000GB Universal juicer



- 700W
- Universal Juicer
- Large tube for whole fruits
- Removable pulp container
- Foam separator-Juice outlet with Drip Stop

## MW67440GB Meat mincer



- Blocking Power 2000 W
- Meat mincer size 8
- Shredding attachment
- 2 barrels
- Overload protection coupling
- Kebbe, Sausage horn
- Large filling tray
- Handy stuffer
- Spare drive
- Integrated accessory storage solution

## MQ96400GB Hand mixer



- 450 Watts
- White
- Modern motor technology: Powerful but at the same time light and quiet
- Excellent handling through soft touch handle, large buttons and ergonomic shaping
- Power edition with 2 beating whisk
- 5 speed settings
- Additional pulse/turbo setting
- Separate eject button for beaters and dough hooks
- 2 turbo beaters for perfect whisking and stirring results
- 2 heavy duty stainless steel kneading hooks
- Wrap-around cable storage
- Possibility to attach a blender foot
- A blender foot can be attached and detached within seconds due to our patented click system



# Food Preparation

## MQ96580GB Hand mixer



- 500 Watts
- Black
- Modern motor technology: Powerful but at the same time light and quiet
- Excellent handling through soft touch handle, large buttons and ergonomic shaping
- 5 speed settings
- Additional pulse/turbo setting
- Separate eject button for beaters and dough hooks
- 2 premium turbo beaters for perfect whisking and stirring results
- 2 heavy duty stainless steel kneading hooks
- Wrap-around cable storage
- Possibility to attach a blender foot
- A blender foot can be attached and detached within seconds due to our patented click system
- High-quality stainless steel foot
- Handy mini-chopper cuts herbs, nuts, onions, meat, cheese
- Mixing jug with calibration and lid



## MR008B1GB Chopper



- 400 Watts
- Push down pulse function
- 800 ml polycarbonate bowl, dishwasher and microwave-proof
- Stainless steel, dishwasher-proof blade
- Beating disc
- Wrap-around cable storage

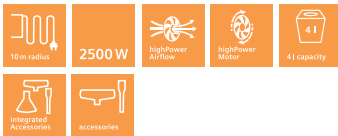
# Floor Care

## VS06G251GB

Vacuum cleaner, Bag & bagless



- Input power: 300 - max. 2500 Watts
- Black Colour
- Cycle tech dust container - capacity 1.2 l
- Variable suction control
- Ergo grip handle
- Telescopic tube with sliding sleeve
- Adjustable floor tool (width 270 mm)
- 2-part accessory set on board - crevice tool and upholstery nozzle
- Ultra HEPA filtration
- Bag & Bagless
- MEGAfil<sup>®</sup>SuperTEX self-sealing dust bag
- Dust bag capacity: 4 l
- Dust bag change indicator
- 1.2 Ltr Cycle tech dust container
- Parking and storage aids
- Automatic cable rewind
- Operating radius: 10 m
- 3 swivel wheels
- Weight: 5 kg (cylinder only)



## VS06G208GB

Vacuum cleaner, Bag & bagless



- Input power: 300 - max. 2200 Watts
- Royal Blue
- Cycle tech dust container - capacity 1 l
- Variable suction control
- Ergo grip handle
- Telescopic tube with sliding button
- Autofloor tool - adjusts automatically to surface type (270 mm suction width)
- 2-part accessory set on board - crevice tool and upholstery nozzle
- Ultra Air 2 filtration (6-stage)
- Bag & Bagless
- MEGAfil<sup>®</sup>SuperTEX self-sealing dust bag
- Dust bag capacity: 4 l
- Dust bag change indicator
- 1 Ltr cycle tech dust container
- Parking and storage aids
- Autofloor tool
- Automatic cable rewind
- Operating radius: 10 m
- 3 swivel wheels
- Weight: 5 kg (cylinder only)



# Garment Care

## TB26300GB

Steam iron slider S1 power



### Key features

- Wattage: 2400 Watts max.
- **bigFilling**: bigger filling inlet with lid for fast and easy filling/emptying
- titanium**Glissée** soleplate with steam channels
- Slim ironing tip - easy ironing along the buttons and seams

### Performance

- Continuous steam 25 g/min
- Shot of steam 95 gr
- Vertical steam, variably steam control for the optimal care of all textiles
- Variable temperature control

### Additional features

- **3antiCalc**: triple cleaning function with self-clean, calc'nClean and built-in anti-calc system
- Long 2.5 m cable with flexible joint and cord tidy facility
- 'Soft touch' material on the handle ensures comfortable handling
- Large transparent water tank (290 ml) for quick and easy filling
- LED control light
- Water spray function

### Accessories

- Water refill beaker



## TB23330GB

Steam iron



### Key features

- Wattage: 1800 Watts
- Blue Colour
- Stainless steel soleplate
- inox-glissée soleplate
- Steam iron

### Performance

- Continuous steam 20 g/min
- Shot of steam 50 g
- Vertical steam
- Variable steam control
- Variable temperature control

### Additional features

- **2antiCalc**: double cleaning function with self-clean and calc'nClean system
- Long 2 m cable with flexible joint and cord tidy facility
- Large transparent water tank (220 ml), for easy and fast filling
- LED control light
- Water spray function

### Accessories

- Water refill beaker



# Siemens Air Conditioners







# Prime technology and eminent design.

## A comfortable atmosphere by Siemens air conditioners.

For 150 years, the Siemens name has been synonymous with inventive genius, a decidedly cosmopolitan point of view and, above all, an open ear for the needs of the customer. A leader in many key technologies, today Siemens is a multinational enterprise engaged in the fields of electrical engineering and electronics, with a presence in almost every country in the world.

From the early days, domestic appliances have been at the core of the company's activities, focusing technological competence and entrepreneurial will on making everyday life at people's homes more convenient and comfortable. Our products confirm the enduring value of our corporate belief; it is man himself who represents the yardstick for all of our innovative benchmarks.

As a brand name, Siemens represents quality, dependability and innovation in both technology and utility value, augmented by sophisticated design. Millions of appliances in households all over the world are vivid proof of our entrepreneurial competitiveness and efficiency, and the well-earned trust of the customer.

Siemens air conditioning solutions offer reliability, outstanding quality and superior performance. This means, you can always have a cleaner, healthier and more comfortable atmosphere every season.

With Turbo mode, control and reach a preset temperature in a record time. The panel is designed to consistently distribute cool air throughout the room; while the unique energy-saving feature makes it one of the most eco-friendly air conditioners in the world.

An Ioniser regularly releases anions which can be found in forests and waterfalls where the air is clearer. This ensures that the atmosphere constantly makes you feel refreshed and energised.

Its Bio filter uses biological enzymes and an Eco filter to trap and neutralise airborne bacteria, fungi and microbes, effectively preventing allergies and creating a healthier environment.

