

**Bianchi**

# TECHNICAL BOOK

2022 COLLECTION

# INDEX

04

ROAD

---

80

GRAVEL

---

103

E-BIKES

---

188

MTB

---

209

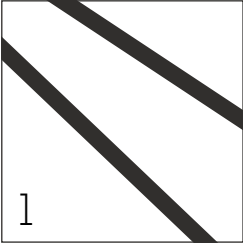
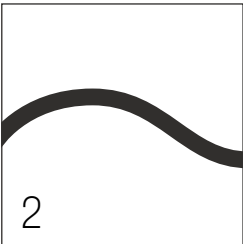
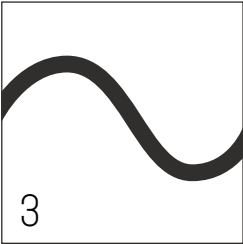
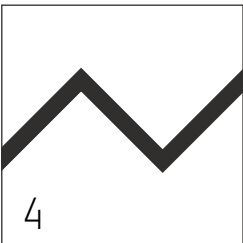
CITY-FITNESS

---

Released in December 2021.

Bianchi reserves the right to make changes without prior warning.  
For further information please go to [bianchi.com](https://www.bianchi.com)

# RIDING CONDITIONS CLASSIFICATION

SYMBOL	CATEGORY
	<p><b>RIDING ON PAVED ROADS</b></p> <p>This type of use includes bicycles and their components which can be used on paved roads where the tyres are intended to maintain ground contact.</p> <p>In this category: <b>Road, TT/Triathlon, E-Road, E-City, Spillo</b></p>
	<p><b>RIDING ON PAVED AND UNPAVED ROADS WITH DROPS OF LESS THAN 15 cm</b></p> <p>This type of use includes bicycles and their components which can be used in category 1 or unpaved roads (tracks) with moderate gradients. In this type of use, contact with irregular terrain and loss of tyre contact with the ground may occur. Jumps and drops are intended to be less than or equal to 15 cm.</p> <p>In this category: <b>Gravel, cyclocross, e-Gravel, e-TRK bikes, C-Sport</b></p>
	<p><b>RIDING ON ROUGH TERRAIN WITH DROPS OF LESS THAN 61 cm</b></p> <p>This type of use includes bicycles and their components which can be used in categories 1 and 2 or paths, roads and terrain that require technical expertise. Jumps and drops are intended to be less than or equal to 61 cm.</p> <p>In this category: <b>Cross country, e-Mtb hardtail</b></p>
	<p><b>RIDING ON ROUGH TERRAIN WITH DROPS OF LESS THAN 122 cm</b></p> <p>This type of use includes bicycles and their components which can be used in categories 1, 2 and 3 or steep downhill gradients on rough terrain at a speed of less than 40 km/h or a combination of these conditions. Jumps and drops are intended to be less than or equal to 122 cm.</p> <p>In this category: <b>e-Mtb full suspension</b></p>

# ROAD

**RACING**

ALL ROUNDER | AERO

**ENDURANCE**

**CYCLO-CROSS**

**TT/TRIATHLON**



# ROAD RANGE OVERVIEW

## RACING

SPECIALISSIMA / SPRINT / OLTRE XR4 / OLTRE XR3 / ARIA

---

## ENDURANCE

INFINITO / INFINITO XE / VIA NIRONE 7

---

## TT & TRIATHLON

AQUILA CV

---

## CYCLO-CROSS

ZOLDER PRO

---

# BIKE FIT CHART

## HANDLEBAR / STEM / CRANKSET

RACING						ENDURANCE			CYCLO-CROSS			CRANKSET	
ALL-ROUNDER			AERO										
SPECIALISSIMA SPRINT			OLTRE XR4 OLTRE XR3 ARIA			INFINITO INFINITO XE VIA NIRONE 7			ZOLDER PRO				
Frame size	Stem size	Handlebar size (c-c)	Frame size	Stem size	Handlebar size (c-c)	Frame size	Stem size	Handlebar size (c-c)	Frame size	Stem size	Handlebar size (c-c)	Size	Length
44	70	40	44	70	40	44	70					44	165/170
												XS	170
						46	70					46	170
47	90	40	47	70/90/100	40	47	70	40				47	170
									48	90	40	48	170
												SM	170
50	90	40	50	90/100	40	50	90	40	50	90	40	50	170
									52	100	42	52	170
53	100	42	53	100/110	40/42	53	90/100	40/42				53	170
												MD	172,5
									54	100	42	54	172,5
55	110	42	55	110	42	55	100/110	42				55	172,5
												LG	172,5
									56	110	42	56	172,5
57	110	42	57	110/120	42/44	57	110/120	42				57	172,5
									58	120	44	58	172,5
59	120	42/44	59	120	42/44	59	110/120	42/44				59	172,5
												XL	175
61	130	44	61	130	44	61	120	44				61	175
						63	130	44				63	175

# RACING

ALL ROUNDER

## SPECIALISSIMA SPRINT

The All-round category is for road riders who want to excel everywhere, whether battling in the mountains or sprinting for criterium wins. All-round riders are demanding and performance-minded, and bikes in this category perfectly meet their needs wherever they ride.

The category is characterised by lightweight frames, elegant design lines, up-to-the minute technologies and innovative features with performance goals.

---

AREO

## OLTRE XR4 OLTRE XR3 ARIA

Every detail and characteristic of a Bianchi Aero bike is solely focused on speed. Road bikes in this category deliver the type of performance you need to win a Grand Tour stage or set a new personal best on your home roads. The rider who chooses a bike from the Aero category is single-minded and totally driven by speed.

The category employs aerodynamically-optimised frame design and innovative integrations to achieve superlative performance.

# SPECIALISSIMA

The Specialissima is built with all-rounders in mind. Projected to achieve your goals and fly up mountains or dominate on the flat. The Specialissima is available with the supreme stopping power of disc brakes. Truly special performance, available everywhere.

## KEY FEATURES

- Full Carbon frame and fork with Bianchi CV
- 1.5" to 1.5" head tube, ACR compatible
- 86.5x41mm BBset
- Fully internal hydraulic cable housing
- Mechanic and Electronic shifting compatible
- Flat mount calipers and thru axle 12x100mm - 12x142mm
- 27.2mm seatpost
- Tire size: up to 700x28
- 7 Sizes: 47, 50, 53, 55, 57, 59, 61cm

## DESIGNED FOR

Pro riders looking for a complete race machine: a light bike with a superbly stiff frame.

## RIDING CONDITIONS CLASSIFICATIONS



1\_Riding on paved roads

## COURSE/TERRAIN

ROAD

MIXED

TRAIL

CITY

## ACTIVITY

RACE

TRAINING

DAILY USE

## HOW DOES IT RIDES

DESIGN

COMFORT

PERFORMANCE

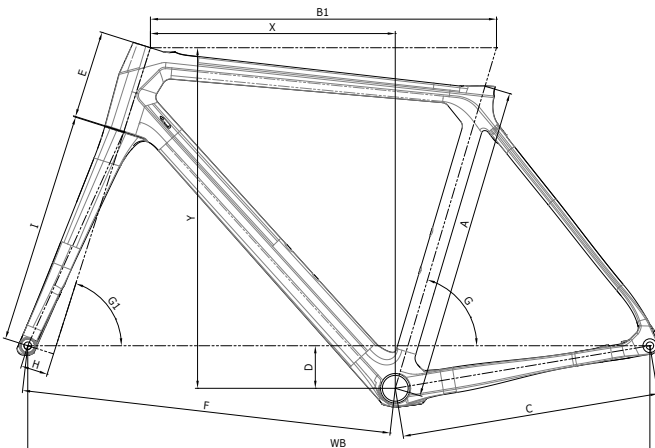
LIGHTWEIGHT



COLOR CONFIGURATOR\*

\*depending on availability

## GEOMETRY



### MIS-SLP

SIZE	A	B1	C	D	E	F	G	G1	H	I	X	Y	WB
470	426	515	410	58	105	579	74.5°	70.5°	43	368	376	490	979
500	452	525	410	58	110	581	74.5°	71.5°	43	368	384	499	981
530	481	535	410	68	125	582	74°	72°	43	368	385	524	983
550	500	550	410	68	140	587	73.5°	72.5°	43	368	389	540	988
570	520	560	410	68	155	593	73.5°	73°	43	368	395	556	994
590	540	575	412	68	175	603	73°	73°	43	368	398	575	1005
610	560	585	413	68	195	607	72.5°	73°	43	368	398	595	1010



# 1.5" TO 1.5" HEAD TUBE

ACR compatible with cable routing for hydraulic brakes hoses and gear cables.



DISC SPECIFIC  
FULL CARBON FORK

# INTEGRATED SEATPOST CLAMP



COMPATIBILITY  
UP TO **700X28**  
TIRES

for comfort and grip.

**SPECIALISSIMA** | DURA ACE DI2 12SP | YRBY5



<b>COLOR</b>	SB: Black Carbon UD/Mermaid Scale Full Glossy SC: CK16/Mermaid Scale Full Glossy SJ: Greenish Blue/Mermaid Scale Full Glossy *Tavolozza colours
<b>FRAME</b>	Specialissima Disc carbon w/Bianchi CV, 1.5" - 1.5" headset, 27,2mm seatpost, mechanical/electronic shifting compatible, PressFit 86,5x41mm BB, internal cable routing for disc brakes, flat mount caliper, thru axle 12x142mm, sizes 47-50-53-55-57-59-61cm
<b>BOLTS / HARDWARE</b>	AL7075-T6 large button head bolts, Torx M5*14mm x 4pcs, Celeste w/Bianchi logo
<b>SEATPOST CLAMP</b>	included in the frame
<b>HEADSET</b>	Fsa NO.55R 1.5"/ACR/Bianchi, lower 1.5"- top 1.5", 36°- 45° ACB bearing, w/Carbon custom cone spacer specific for Disc ACR stem/handlebar, for 52mm/52mm OD head tube, w/TH-881-1 compressor
<b>FORK</b>	Bianchi Full Carbon w/Bianchi CV, 1.5" integrated head, internal cable routing for disc brake, flat mount caliper, thru axle 12x100mm
<b>SHIFTER</b>	Shimano Dura Ace Di2 hydraulic disc brake 2x12sp
<b>REAR DERAILLEUR</b>	Shimano, Dura Ace Di2 2x12sp
<b>FRONT DERAILLEUR</b>	Shimano, Dura Ace Di2 2x12sp
<b>ELECTRIC CABLE</b>	Shimano Electric wire, EW-SD300, for external routing, 500mm (FD) Electric wire, Shimano EW-SD300, for external routing, 1200mm (RD)
<b>CHARGER / PWR CABLE</b>	Shimano Charging cable, EW-EC300, 1700mm
<b>CRANKSET</b>	Shimano Dura Ace 50x34T, hollowtech II, Crank Length: 170mm-47/54cm, 172.5mm-55/59cm, 175mm-61cm
<b>BOTTOM BRACKET</b>	Shimano SM-BB92-41B, PressFit Road

<b>CHAIN</b>	Shimano Dura Ace
<b>CASSETTE / FREEWHEEL</b>	Shimano Dura Ace 11-30T
<b>BRAKE</b>	Shimano Hydraulic disc brake, included in the shifter
<b>BRAKE LEVER</b>	included w/shifters
<b>DISC ROTOR</b>	Shimano RT-MT900 center lock, diam.160mm
<b>RIM/WHEELSET</b>	Vision SC40 full carbon disc brake 700X19c, clincher and TLR system, Center Lock, thru axle front 12x100mm, rear 12x142mm, Center Lock
<b>TIRE</b>	Pirelli P ZERO6 Race, 26-622, 127TPI, Aramid breaker
<b>STEM</b>	Reparto Corse Fsa NS ACR ST-OS-160, 3D Forged/CNC AL6061, clamp. 31.8mm, rise-6°, Di2 compatible, ext: 90mm-47/50cm, 100mm-53cm, 110mm-55/57cm, 120mm-59cm, 130mm-61cm
<b>HANDLEBAR</b>	Reparto Corse Fsa Compact HB-RK-222S/CCH/ Di2, UD Weave Carbon material, diam.31.8mm, drop 125mm, reach 80mm, 4° Outward Bend, Size:400mm-47/50cm, 420mm-53/57cm, 440mm-59/61cm
<b>GRIP / TAPE</b>	Black soft Microfiber tapes+EVA-139 Shockproof 200*3cm with 4 line hole Black/Celeste color and VLP-56 BK plug
<b>SEATPOST</b>	Reparto Corse by FSA K-Force Light SB25, SP-RK-165-MTC/WE/Di2, material UD Carbon Monocoque, clamp type 2-Bolt Head "MTC", Setback 25 mm, Length 350mm, 27,2mm diam., Di2 Battery compatible
<b>SADDLE</b>	Fi'zi:k Antares RL, cover MicroTex thermowelded, Composite carbon co-injected Nylon WingFlex, rail carbon braided 7x9cover, Integrated Clip System, 275x142mm

**SPECIALISSIMA** | SUPER RECORD EPS 12SP | YRBY4



THE IMAGE SHOWN IS INDICATIVE ONLY. Components and graphic details may differ from the actual model.

<b>COLOR</b>	SB: Black Carbon UD/Mermaid Scale Full Glossy SC: CK16/Mermaid Scale Full Glossy SJ: Greenish Blue/Mermaid Scale Full Glossy *Tavolozza colours	<b>CHAIN</b>	Campagnolo Super Record 12sp
<b>FRAME</b>	Specialissima Disc carbon w/Bianchi CV, 1.5" - 1.5" headset, 27,2mm seatpost, mechanical/electronic shifting compatible, PressFit 86,5x41mm BB, internal cable routing for disc brakes, flat mount caliper, thru axle 12x142mm, sizes 47-50-53-55-57-59-61cm	<b>CASSETTE / FREEWHEEL</b>	Campagnolo Super Record 12sp, 11-29T
<b>BOLTS / HARDWARE</b>	AL7075-T6 large button head bolts, Torx M5*14mm x 4pcs, Celeste w/Bianchi logo	<b>BRAKE</b>	Included in the shifter, 29mm fixing screws for 20mm frame thickness
<b>SEATPOST CLAMP</b>	included in the frame	<b>BRAKE LEVER</b>	included w/shifters
<b>HEADSET</b>	Fsa NO.55R 1.5"/ACR/Bianchi, lower 1.5"- top 1.5", 36°- 45° ACB bearing, w/Carbon custom cone spacer specific for Disc ACR stem/handlebar, for 52mm/52mm OD head tube, w/TH-881-1 compressor	<b>DISC ROTOR</b>	Campagnolo 03 AFS, diam. 160mm
<b>FORK</b>	Bianchi Full Carbon w/Bianchi CV, 1.5" integrated head, internal cable routing for disc brake, flat mount caliper, thru axle 12x100mm	<b>RIM/WHEELSET</b>	Fulcrum Wind 400 DB 2WF C19, full carbon disc brake 700X19c, profile 40mm, clincher and tubeless system, front 12X100 - rear 12X142 Campy
<b>SHIFTER</b>	Campagnolo Super Record EPS 12sp	<b>TIRE</b>	Pirelli P ZERO Race , 26-622, 127TPI, Aramid breaker
<b>REAR DERAILLEUR</b>	Campagnolo Super Record EPS 12sp	<b>STEM</b>	Reparto Corse Fsa NS ACR ST-OS-160, 3D Forged/CNC AL6061, clamp. 31.8mm, rise-6° , Di2 compatible, ext: 90mm-47/50cm, 100mm-53cm, 110mm-55/57cm, 120mm-59cm, 130mm-61cm
<b>FRONT DERAILLEUR</b>	Campagnolo Super Record EPS 12sp braze-on w/FD stiffness increaser	<b>HANDLEBAR</b>	Reparto Corse Fsa Compact HB-RK-222S/CCH/ Di2, UD Weave Carbon material, diam.31.8mm, drop 125mm, reach 80mm, 4° Outward Bend, Size:400mm-47/50cm, 420mm-53/57cm, 440mm-59/61cm
<b>ELECTRIC CABLE</b>	Campagnolo EPS V4 handlebar interface 12sp	<b>GRIP / TAPE</b>	Black soft Microfiber tapes+EVA-139 Shockproof 200*3cm with 4 line hole Black/Celeste color and VLP-56 BK plug Black soft Microfiber tapes+EVA-139 Shockproof 200*3cm with 4 line hole Black color and VLP-56 BK plug
<b>BATTERY / MOUNT</b>	Campagnolo EPS V4 12sp Power Unit	<b>SEATPOST</b>	Reparto Corse by FSA K-Force Light SB25, SP-RK-165-MTC/WE/Di2, material UD Carbon Monocoque, clamp type 2-Bolt Head "MTC", Setback 25 mm, Length 350mm, 27,2mm diam., Di2 Battery compatible
<b>CHARGER / PWR CABLE</b>	Campagnolo EPS battery charger kit for EPS V3/V4 12sp Power Unit. EEC, AUS, UK, USA compatible	<b>SADDLE</b>	Fi'zi:k Antares RI, cover MicroTex thermowelded, Composite carbon co-injected Nylon WingFlex , rail carbon braided 7x9cover, Integrated Clip System, 275x142mm
<b>CRANKSET</b>	Campagnolo Super Record ultra-torque CT TI Carbon 12s 170-172,5-175mm 34-50T, Crank Length: 170mm-47/54cm, 172.5mm-55/59cm, 175mm-61cm		
<b>BOTTOM BRACKET</b>	Campagnolo Ultra Torque OS-Fit integrated cups 86,5x41mm		

**SPECIALISSIMA** | SRAM RED ETAP AXS 12SP | YRBY8



<b>COLOR</b>	SB: Black Carbon UD/Mermaid Scale Full Glossy SC: CK16/Mermaid Scale Full Glossy SJ: Greenish Blue/Mermaid Scale Full Glossy *Tavolozza colours	<b>CHAIN</b>	Sram Red D1 12sp
<b>FRAME</b>	Specialissima Disc carbon w/Bianchi CV, 1.5" - 1.5" headset, 27,2mm seatpost, mechanical/electronic shifting compatible, PressFit 86,5x41mm BB, internal cable routing for disc brakes, flat mount caliper, thru axle 12x142mm, sizes 47-50-53-55-57-59-61cm	<b>CASSETTE / FREEWHEEL</b>	Sram Red XG-1290 D1 12sp, 10-11-12-13-14-15-16-17-19-21-24-28T
<b>BOLTS / HARDWARE</b>	AL7075-T6 large button head bolts, Torx M5*14mm x 4pcs, Celeste w/Bianchi logo	<b>BRAKE</b>	included w/shifters
<b>SEATPOST CLAMP</b>	included in the frame	<b>DISC ROTOR</b>	Sram Centerline X Road, 160mm
<b>HEADSET</b>	Fsa NO.55R 1.5"/ACR/Bianchi, lower 1.5"- top 1.5", 36°- 45° ACB bearing, w/Carbon custom cone spacer specific for Disc ACR stem/handlebar, for 52mm/52mm OD head tube, w/TH-881-1 compressor	<b>RIM/WHEELSET</b>	Vision SC40 full carbon disc brake 700X19c, clincher and TLR system, front 12X100 - rear 12X142, Centerlock, XDR
<b>FORK</b>	Bianchi Full Carbon w/Bianchi CV, 1.5" integrated head, internal cable routing for disc brake, flat mount caliper, thru axle 12x100mm	<b>TIRE</b>	Pirelli P ZERO Race, 26-622, 127TPI, Aramid breaker
<b>SHIFTER</b>	Sram Red eTap AXS D1 2x12sp	<b>STEM</b>	Reparto Corse Fsa NS ACR ST-OS-160, 3D Forged/CNC AL6061, clamp. 31.8mm, rise-6° , Di2 compatible, ext: 90mm-47/50cm, 100mm-53cm, 110mm-55/57cm, 120mm-59cm, 130mm-61cm
<b>REAR DERAILLEUR</b>	Sram Red eTap AXS D1 12sp	<b>HANDLEBAR</b>	Reparto Corse Fsa Compact HB-RK-222S/CCH/Di2, UD Weave Carbon material, diam.31.8mm, drop 125mm, reach 80mm, 4° Outward Bend, Size:400mm-47/50cm, 420mm-53/57cm, 440mm-59/61cm
<b>FRONT DERAILLEUR</b>	Sram Red eTap AXS D1, brazed on type	<b>GRIP / TAPE</b>	Black soft Microfiber tapes+EVA-139 Shockproof 200*3cm with 4 line hole Black/Celeste color and VLP-56 BK plug Black soft Microfiber tapes+EVA-139 Shockproof 200*3cm with 4 line hole Black color and VLP-56 BK plug
<b>BATTERY / MOUNT</b>	Sram eTap EP Powerpack, 2 batteries	<b>SEATPOST</b>	Reparto Corse by FSA K-Force Light SB25, SP-RK-165-MTC/WE/Di2, material UD Carbon Monocoque, clamp type 2-Bolt Head "MTC", Setback 25 mm, Length 350mm, 27,2mm diam., Di2 Battery compatible
<b>CHARGER / PWR CABLE</b>	Included w/battery	<b>SADDLE</b>	Fi'zi:k Antares R1, cover MicroTex thermowelded, Composite carbon co-injected Nylon WingFlex , rail carbon braided 7x9cover, Integrated Clip System, 275x142mm
<b>CRANKSET</b>	Sram Red D1 46x33T, Crank Length: 170mm-47/53cm, 172.5mm-55/59cm, 175mm-61cm		
<b>BOTTOM BRACKET</b>	Sram PressFit Road 86,5x41mm		

# SPECIALISSIMA | ULTEGRA DI2 12SP | YRBY6



THE IMAGE SHOWN IS INDICATIVE ONLY. Components and graphic details may differ from the actual model.

<b>COLOR</b>	SB: Black Carbon UD/Mermaid Scale Full Glossy SC: CK16/Mermaid Scale Full Glossy SJ: Greenish Blue/Mermaid Scale Full Glossy *Tavolozza colours
<b>FRAME</b>	Specialissima Disc carbon w/Bianchi CV, 1.5" - 1.5" headset, 27,2mm seatpost, mechanical/electronic shifting compatible, PressFit 86,5x41mm BB, internal cable routing for disc brakes, flat mount caliper, thru axle 12x142mm, sizes 47-50-53-55-57-59-61cm
<b>BOLTS / HARDWARE</b>	AL7075-T6 large button head bolts, Torx M5*14mm x 4pcs, Celeste w/Bianchi logo
<b>SEATPOST CLAMP</b>	included in the frame
<b>HEADSET</b>	Fsa NO.55R 1.5"/ACR/Bianchi, lower 1.5"- top 1.5", 36°- 45° ACB bearing, w/Carbon custom cone spacer specific for Disc ACR stem/handlebar, for 52mm/52mm OD head tube, w/TH-881-1 compressor
<b>FORK</b>	Bianchi Full Carbon w/Bianchi CV, 1.5" integrated head, internal cable routing for disc brake, flat mount caliper, thru axle 12x100mm
<b>SHIFTER</b>	Ultegra Di2 hydraulic disc brake for road
<b>REAR DERAILLEUR</b>	Shimano Ultegra Di2 12sp
<b>FRONT DERAILLEUR</b>	Shimano Ultegra Di2 12sp
<b>ELECTRIC CABLE</b>	Shimano Electric wire, EW-SD300, for external routing, 500mm (FD)Electric wire, Shimano EW-SD300, for external routing, 1200mm (RD)
<b>CHARGER / PWR CABLE</b>	Shimano Charging cable, EW-EC300, 1700mm
<b>CRANKSET</b>	Shimano Ultegra hollowtech 2, 50x34T w/o BB parts, Crank Length: 170mm-47/54cm, 172.5mm-55/59cm, 175mm-61cm
<b>BOTTOM BRACKET</b>	Shimano SM-BB72-41B, PressFit
<b>CHAIN</b>	Shimano Ultegra

<b>CASSETTE / FREEWHEEL</b>	Shimano Ultegra 11-30T
<b>BRAKE</b>	Shimano Hydraulic disc brake, included in the shifter
<b>BRAKE LEVER</b>	included w/shifters
<b>DISC ROTOR</b>	Shimano RT-MT800 center lock type w/Ice Tech, 160mm front rear
<b>RIM/WHEELSET</b>	Fulcrum Racing 400 disc brakeR400 aluminium asymmetric 622x19c, hub alloy, 2 WAY FIT tubeless ready, Height 34mm, 24 straight pull steel spokes, bearing standard industrial, front hub 12mm x 100mm - rearhub 12 mm x 142mm, thru axle, center lock AFS, HG11
<b>TIRE</b>	Pirelli P ZERO Race, 26-622, 127TPI, Aramid breaker
<b>STEM</b>	Reparto Corse Fsa NS ACR ST-OS-160, 3D Forged/CNC AL6061, clamp. 31.8mm, rise-6°, Di2 compatible, ext: 90mm-47/50cm, 100mm-53cm, 110mm-55/57cm, 120mm-59cm, 130mm-61cm
<b>HANDLEBAR</b>	Reparto Corse Fsa Compact HB-RK-222S/CCH/ Di2, UD Weave Carbon material, diam.31.8mm, drop 125mm, reach 80mm, 4° Outward Bend, Size:400mm-47/50cm, 420mm-53/57cm, 440mm-59/61cm
<b>GRIP / TAPE</b>	Black soft Microfiber tapes+EVA-139 Shockproof 200*3cm with 4 line hole Black/Celeste color and VLP-56 BK plugBlack soft Microfiber tapes+EVA-139 Shockproof 200*3cm with 4 line hole Black color and VLP-56 BK plug
<b>SEATPOST</b>	Reparto Corse by FSA K-Force Light SB25, SP-RK-165-MTC/WE/Di2, material UD Carbon Monocoque, clamp type 2-Bolt Head "MTC", Setback 25 mm, Length 350mm, 27,2mm diam., Di2 Battery compatible
<b>SADDLE</b>	Fi'zi:k Antares RL, cover MicroTex thermowelded, Composite carbon co-injected Nylon WingFlex, rail carbon braided 7x9cover, Integrated Clip System, 275x142mm

**SPECIALISSIMA** | ULTEGRA 11SP | YRBY7



THE IMAGE SHOWN IS INDICATIVE ONLY. Components and graphic details may differ from the actual model.

<b>COLOR</b>	SB: Black Carbon UD/Mermaid Scale Full Glossy SC: CK16/Mermaid Scale Full Glossy SJ: Greenish Blue/Mermaid Scale Full Glossy *Tavolozza colours
<b>FRAME</b>	Specialissima Disc carbon w/Bianchi CV, 1.5" - 1.5" headset, 27,2mm seatpost, mechanical/electronic shifting compatible, PressFit 86,5x41mm BB, internal cable routing for disc brakes, flat mount caliper, thru axle 12x142mm, sizes 47-50-53-55-57-59-61cm
<b>BOLTS / HARDWARE</b>	AL7075-T6 large button head bolts, Torx M5*14mm x 4pcs, Celeste w/Bianchi logo
<b>SEATPOST CLAMP</b>	included in the frame
<b>HEADSET</b>	Fsa NO.55R 1.5"/ACR/Bianchi, lower 1.5" - top 1.5", 36° - 45° ACB bearing, w/Carbon custom cone spacer specific for Disc ACR stem/handlebar, for 52mm/52mm OD head tube, w/TH-881-1 compressor
<b>FORK</b>	Bianchi Full Carbon w/Bianchi CV, 1.5" integrated head, internal cable routing for disc brake, flat mount caliper, thru axle 12x100mm
<b>SHIFTER</b>	Shimano Ultegra ST-R8020 2x11sp, hydraulic discbrake, Shimano Ultegra ST-R8025 2x11sp, smaller lever size for sizes 47/53cm
<b>REAR DERAILLEUR</b>	Shimano Ultegra RD-R8000 SS 11sp, top normal shadow design, direct attachment, Max 25-30T for double
<b>FRONT DERAILLEUR</b>	Shimano Ultegra FD-R8000, down swing, brazed-on type, 61-66°, max chainring 46/53T, CL: 43,5mm
<b>CRANKSET</b>	Shimano Ultegra FC-R8000 50x34T, Crank Length: 165mm-44cm, 170mm-47/53cm, 172.5mm-55/59cm, 175mm-61cm
<b>BOTTOM BRACKET</b>	Shimano SM-BB72-41B, PressFit
<b>CHAIN</b>	Shimano Ultegra CN-HG701-11, 11sp

<b>CASSETTE / FREEWHEEL</b>	Shimano Ultegra CS-R8000, 11-12-13-14-15-17-19-21-24-27-30T
<b>BRAKE</b>	Shimano BR-R8070 Hydraulic disc brake, flat mount calipers
<b>BRAKE LEVER</b>	included w/shifters
<b>DISC ROTOR</b>	Shimano SM-RT800 Center Lock, diam. 160mm
<b>RIM/WHEELSET</b>	Fulcrum Racing 400 disc brake R400 aluminium asymmetric 622x19c, hub alloy, 2 WAY FIT tubeless ready, Height 34mm, 24 straight pull steel spokes, bearing standard industrial, front hub 12mm x 100mm - rearhub 12 mm x 142mm, thru axle, center lock AFS, HG11
<b>TIRE</b>	Pirelli P ZERO Race , 26-622, 127TPI, Aramid breaker
<b>STEM</b>	Reparto Corse Fsa NS ACR ST-OS-160, 3D Forged/CNC AL6061, clamp. 31.8mm, rise-6° , Di2 compatible, ext: 90mm-47/50cm, 100mm-53cm, 110mm-55/57cm, 120mm-59cm, 130mm-61cm
<b>HANDLEBAR</b>	Reparto Corse by FSA Energy SCR Compact, HB-RD-257S/PSH/Di2, Double Butted and tapered AL7050 material, diam. 31.8mm, drop 125mm, reach 80mm, 4f Outward Bend, C - C Width (mm) 40/42/44cm
<b>GRIP / TAPE</b>	Black soft Microfiber tapes+EVA-139 Shockproof 200*3cm with 4 line hole Black/Celeste color and VLP-56 BK plug Black soft Microfiber tapes+EVA-139 Shockproof 200*3cm with 4 line hole Black color and VLP-56 BK plug
<b>SEATPOST</b>	Reparto Corse carbon shaft UD finish, forged alloy head, 15mm offset L350mm, 27,2mm, Length: 350mm-47/61cm
<b>SADDLE</b>	Fi'zi:k Antares R7, cover microtex microfiber black /CK, shell nylon carbon reinforced WingFlex, rail S alloy, length/wide 274x142mm

# SPECIALISSIMA | FRAMESET | XRB04



<b>COLOR</b>	SB: Black Carbon UD/Mermaid Scale Full Glossy SC: CK16/Mermaid Scale Full Glossy SJ: Greenish Blue/Mermaid Scale Full Glossy *Tavolozza colours	<b>HEADSET</b>	Fsa NO.55R 1.5"/ACR/Bianchi, lower 1.5" - top 1.5", 36° - 45° ACB bearing, w/Carbon custom cone spacer specific for Disc ACR stem/handlebar, for 52mm/52mm OD head tube, w/TH-881-1 compressor
<b>FRAME</b>	Specialissima Disc carbon w/Bianchi CV, 1.5" - 1.5" headset, 27,2mm seatpost, mechanical/electronic shifting compatible, PressFit 86,5x41mm BB, internal cable routing for disc brakes, flat mount caliper, thru axle 12x142mm, sizes 47-50-53-55-57-59-61cm	<b>FORK</b>	Bianchi Full Carbon w/Bianchi CV, 1.5" integrated head, internal cable routing for disc brake, flat mount caliper, thru axle 12x100mm
<b>BOLTS / HARDWARE</b>	AL7075-T6 large button head bolts, Torx M5*14mm x 4pcs, Celeste w/Bianchi logo	<b>STEM</b>	Reparto Corse Fsa NS ACR ST-OS-160, 3D Forged/CNC AL6061, clamp. 31.8mm, rise-6° , Di2 compatible, ext: 90mm-47/50cm, 100mm-53cm, 110mm-55/57cm, 120mm-59cm, 130mm-61cm
<b>SEATPOST CLAMP</b>	included in the frame	<b>HANDLEBAR</b>	Reparto Corse Fsa Compact HB-RK-222S/CCH/Di2, UD Weave Carbon material, diam.31.8mm, drop 125mm, reach 80mm, 4° Outward Bend, Size:400mm-47/50cm, 420mm-53/57cm, 440mm-59/61cm



# SPRINT

The Sprint is worthy of inclusion in Bianchi's Allrounder Racing category, created for those starting out on their journey in competition. Launched in the 1970s, the original Sprint was loved by riders of the time, and is much ad-mired still as an iconic piece of cycling's history.

## KEY FEATURES

- Full carbon monocoque frame and fork;
- Racing geometry, UCI Approved;
- Electronic and mechanical shifting compatible;
- Head tube with aero profile;
- Integrated Seatpost clamp;
- Tapered head Tube 1.1/8"-1.4";
- Integrated Seatpost clamp;
- PressFit 86.4x41mm BB;
- SPRINT: Tire size: up to 700x28; weight: 1.080g; 8 Sizes: 44-47-50-53-55-57-59-61cm;
- SPRINT DISC: Flat mount calipers & thru axle 12x 100/142mm; weight 1.100g; tire size up to 700x32 7; sizes: 47-50-53-55-57-59-61cm.

## DESIGNED FOR

Expert riders and for those starting their racing career.

## RIDING CONDITIONS CLASSIFICATIONS



1\_Riding on paved roads

## COURSE/TERRAIN

ROAD

MIXED

TRAIL

CITY

## ACTIVITY

RACE

TRAINING

DAILY USE

## HOW DOES IT RIDES

DESIGN

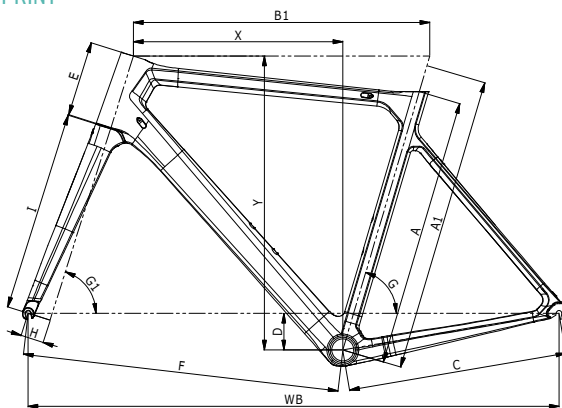
COMFORT

PERFORMANCE

LIGHTWEIGHT

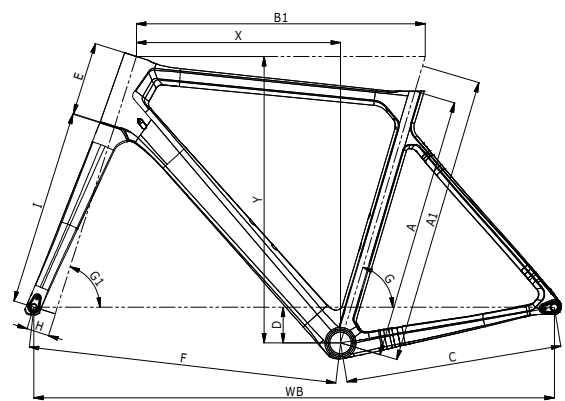
## GEOMETRY

### SPRINT



MIS-SLP													
Al	A	B1	C	D	E	F	G	Gl	H	I	X	Y	WB
440	390	505	405	60	95	574	74.5°	70°	43	373	370	486	971
470	420	515	405	60	105	580	74.5°	70.5°	43	373	377	497	978
500	450	525	405	60	110	582	74.5°	71.5°	43	373	383	505	979
530	480	535	406	68	125	583	74°	72°	43	373	384	529	980
550	500	550	407	68	140	588	73.5°	73°	43	373	388	545	985
570	520	560	407	68	155	593	73.5°	73°	43	373	393	561	990
590	540	575	409	68	175	603	73°	73°	43	373	396	580	1002
610	560	585	411	68	195	607	72.5°	73°	43	373	397	599	1009

### SPRINT DISC



MIS-SLP													
Al	A	B1	C	D	E	F	G	Gl	H	I	X	Y	WB
470	420	515	410	60	105	580	74.5°	70.5°	43	373	377	497	982
500	450	525	410	60	110	582	74.5°	71.5°	43	373	383	505	983
530	480	535	410	68	125	583	74°	72°	43	373	384	529	984
550	500	550	413	68	140	588	73.5°	73°	43	373	388	545	991
570	520	560	413	68	155	593	73.5°	73°	43	373	393	561	996
590	540	575	413	68	175	603	73°	73°	43	373	396	580	1006
610	560	585	413	68	195	607	72.5°	73°	43	373	397	599	1012

FULL CARBON  
FORK



# CLEARANCE

Sprint frame is compatible with larger volume tires to enhance comfort and grip without affecting rolling efficiency or speed. Disc version can accommodate tires

**UP TO 700X32**

while caliper model is compatible with

**700X28 TIRES.**



SPRINT | ULTEGRA 11SP | YRBR4



THE IMAGE SHOWN IS INDICATIVE ONLY. Components and graphic details may differ from the actual model.

<b>COLOR</b>	ID: CK16 Glossy SW: Black/Graphite Glossy
<b>FRAME</b>	Sprint Disc carbon monocoque, mechanical/electronic shifting compatible, PressFit 86,5x41mm, head tube 1.4"-1.1/8", integrated seat clamp, full carbon dropout, flat mount caliper, thru axle 12x142mm, 32mm tires compatible, sizes 47-50-53-55-57-59-61cm
<b>SEATPOST CLAMP</b>	included in the frame
<b>HEADSET</b>	Fsa Orbit C-33, NO.44E, 1.1/8">1.14", 45°/45° ACB steel bearings, w/15mm top cap for 47mm/52mm OD head tube
<b>FORK</b>	Bianchi Full Carbon 1.4">1.1/8" integrated head, Disc brake flat mount, thru axle 12x100mm
<b>SHIFTER</b>	Shimano Ultegra ST-R8020 2x11sp, hydraulic discbrake, Shimano Ultegra ST-R8025 2x11sp, smaller lever size for sizes 47/53cm
<b>REAR DERAILLEUR</b>	Shimano Ultegra RD-R8000 GS 11sp, top normal shadow design, direct attachment, compatible with low gear 28-34T
<b>FRONT DERAILLEUR</b>	Shimano Ultegra FD-R8000, down swing, brazed-on type, 61-66°, max chainring 46/53T, CL: 43,5mm
<b>CRANKSET</b>	Shimano Ultegra FC-R8000 50x34T, Crank Length: 165mm-44cm, 170mm-47/53cm, 172.5mm-55/59cm, 175mm-61cm
<b>BOTTOM BRACKET</b>	Shimano SM-BB71-41B

<b>CHAIN</b>	Kmc X11-1 EPT finish, 11sp
<b>CASSETTE / FREEWHEEL</b>	Shimano 105 CS-R7000, 11-12-13-14-16-18-20-22-25-28-32T
<b>BRAKE</b>	Shimano BR-R8070 Hydraulic disc brake, flat mount calipers
<b>BRAKE LEVER</b>	included w/shifters
<b>DISC ROTOR</b>	Shimano SM-RT70, Center Lock, with Ice Technology, diam. 160mm
<b>RIM/WHEELSET</b>	Velomann VR30 alloy, C19 disc brake, 30mm rim profile, clincher 622x19C, front HH12 - rear HH12/142
<b>TIRE</b>	Vittoria Rubino IV 700x28, 60TPI, Folding, G2.0Graphene, black
<b>STEM</b>	Velomann, Alloy 6061, raise +/- 7°, height 38mm, Oversize, 1.1/8", Ext: 70mm-44cm, 90mm-47/50cm, 100mm-53cm, 110mm-55/57cm, 120mm-59/61cm
<b>HANDLEBAR</b>	Velomann Compact, Flat Top, alloy 6061 diam. 31,8mm, reach 80mm, drop 130mm, Size: 400mm-44/53cm, 420mm-55/59cm, 440mm-61cm
<b>GRIP / TAPE</b>	Cork w/Bianchi logo
<b>SEATPOST</b>	Velomann Alloy shaft AL6061, alloy head, 15mm offset, 27,2mm, Length: 300mm-44cm, 350mm-47/61cm
<b>SADDLE</b>	Selle Italia Model X Superflow, Fec, 245x145mm

SPRINT | 105 11SP | YRBR5



<b>COLOR</b>	ID: CK16 Glossy SW: Black/Graphite Glossy
<b>FRAME</b>	Sprint Disc carbon monocoque, mechanical/electronic shifting compatible, PressFit 86,5x41mm, head tube 1.4"-1.1/8", integrated seat clamp, full carbon dropout, flat mount caliper, thru axle 12x142mm, 32mm tires compatible, sizes 47-50-53-55-57-59-61cm
<b>SEATPOST CLAMP</b>	included in the frame
<b>HEADSET</b>	Fsa Orbit C-33, NO.44E, 1.1/8" > 1.14", 45°/45° ACB steel bearings, w/15mm top cap for 47mm/52mm OD head tube
<b>FORK</b>	Bianchi Full Carbon 1.4" > 1.1/8" integrated head, Disc brake flat mount, thru axle 12x100mm
<b>SHIFTER</b>	Shimano 105 ST-R7020 2x11sp, Hydraulic disc brake, Shimano 105 ST-R7025 2x11sp smaller lever size for sizes 47/53cm
<b>REAR DERAILLEUR</b>	Shimano 105 RD-R7000 GS 11sp, top normal shadow design, direct attachment
<b>FRONT DERAILLEUR</b>	Shimano 105 FD-R7000-L, down-swing, brazed on type, 61-66°, for 46/53T CL 43.5mm
<b>CRANKSET</b>	Shimano 105 FC-R7000 50x34T, Crank Length: 170mm-47/53cm, 172.5mm-55/59cm, 175mm-61cm
<b>BOTTOM BRACKET</b>	Shimano SM-BB71-41B
<b>CHAIN</b>	Kmc X11-1 EPT finish, 11sp

<b>CASSETTE / FREEWHEEL</b>	Shimano 105 CS-R7000, 11-12-13-14-16-18-20-22-25-28-32T
<b>BRAKE</b>	Shimano 105 BR-R7070, hydraulic disc brake, flatmount calipers
<b>BRAKE LEVER</b>	included w/shifters
<b>DISC ROTOR</b>	Shimano SM-RT70, Center Lock, with Ice Technology, diam. 160mm
<b>RIM/WHEELSET</b>	Velomann VR30 alloy, C19 disc brake, 30mm rim profile, clincher 622x19C, front HH12 - rear HH12/142
<b>TIRE</b>	Vittoria Rubino IV 700x28, 60TPI, Folding, G2.0 Graphene, black
<b>STEM</b>	Velomann Alloy 6061, raise +/- 7°, height 38mm, Oversize, 1.1/8", Ext: 70mm-44cm, 90mm-47/50cm, 100mm-53cm, 110mm-55/57cm, 120mm-59/61cm
<b>HANDLEBAR</b>	Velomann Compact, Flat Top, alloy 6061 diam. 31.8mm, reach 80mm, drop 130mm, Size: 400mm-44/53cm, 420mm-55/59cm, 440mm-61cm
<b>GRIP / TAPE</b>	La Spirale Ribbon cork w/carbon look plugs w/ Bianchi logo
<b>SEATPOST</b>	Velomann SP02.1 Alloy shaft AL6061, alloy head, 15mm offset, 27,2mm, Length: 300mm-44cm, 350mm-47/61cm
<b>SADDLE</b>	Selle Italia Model X Superflow, Fec, 245x145mm

SPRINT | 105 11SP | YRBR3



<b>COLOR</b>	ID: CK16 Glossy SW: Black/Graphite Glossy	<b>CHAIN</b>	Kmc X11-1 EPT finish, 11sp
<b>FRAME</b>	Sprint carbon monocoque, PressFit 86.5x41mm, mechanical and electronic shifting compatible, 28mm tires compatible, sizes 44-47-50-53-55-57-59-61cm	<b>CASSETTE / FREEWHEEL</b>	Shimano 105 CS-R7000, 11-12-13-14-16-18-20-22-25-28-32T
<b>SEATPOST CLAMP</b>	Included in the frame	<b>BRAKE</b>	Shimano BR-R561-L, shoes R55CT4, black
<b>HEADSET</b>	Fsa Orbit C-33, NO.44E, 1.1/8" > 1.14", 45°/45° ACB steel bearings, w/15mm top cap for 47mm/52mm OD head tube	<b>BRAKE LEVER</b>	included w/shifters
<b>FORK</b>	Bianchi Full Carbon 1.4" > 1.1/8", 28mm tires compatible	<b>RIM/WHEELSET</b>	Shimano WH-RS100
<b>SHIFTER</b>	Shimano 105 ST-R7000 2x11sp	<b>TIRE</b>	Vittoria Zaffiro Pro V 700x25, 26TPI, G2.0 Folding, black
<b>REAR DERAILLEUR</b>	Shimano 105 RD-R7000 GS 11sp, top normal shadow design, direct attachment	<b>STEM</b>	Velomann, Alloy 6061, raise +/- 7°, height 38mm, Oversize, 1.1/8", Ext: 70mm-44cm, 90mm-47/50cm, 100mm-53cm, 110mm-55/57cm, 120mm-59/61cm
<b>FRONT DERAILLEUR</b>	Shimano 105 FD-R7000-L, down-swing, brazed on type, 61-66°, for 46/53T CL 43.5mm	<b>HANDLEBAR</b>	Velomann Compact, Flat Top, alloy 6061 diam. 31.8mm, reach 80mm, drop 130mm, Size: 400mm-44/53cm, 420mm-55/59cm, 440mm-61cm
<b>CRANKSET</b>	Shimano FC-RS510 50x34T, Crank Length: 165mm-44cm, 170mm-47/53cm, 172.5mm-55/59cm, 175mm-61cm	<b>GRIP / TAPE</b>	La Spirale Bike Ribbon Eolo soft w/carbon look plug w/Bianchi logo
<b>BOTTOM BRACKET</b>	Shimano SM-BB71-41B	<b>SEATPOST</b>	Velomann SP02.1 Alloy shaft AL6061, alloy head, 15mm offset, 27.2mm, Length: 300mm-44cm, 350mm-47/61cm
		<b>SADDLE</b>	Selle Italia Model X Superflow, Fec, 245x145mm

# OLTRE XR4

Super aerodynamic bike, with rigid frame engineered with Bianchi CV vibration cancelling system to maximize your aero advantage. The most complete extreme racing bike ever created.

## KEY FEATURES

- CFD designed aero full carbon HM monocoque frame and fork
- Bianchi CV technology to reduce muscle fatigue and support the best aero position;
- EPS mandrel to control the dimension of pre-shape with smooth internal surface for higher strength after molding process;
- Metron 5D ACR aero handlebar featuring fully-enclosed cable
- BBset Press fit 86.5 x 41;
- Double compatibility mechanic and electronic groupset;
- Dedicated seatpost system with integrated look and adjustable offset 25mm or -10mm;
- 7 sizes: 47, 50, 53, 55, 57, 59 and 61cm;
- OLTRE XR4: Tapered headtube 1.1/8" to 1.4" and internal cable routing;
- OLTRE XR4 DISC: full internal disc brake cable housing, 1.5" headset.

## DESIGNED FOR

Pro riders always on the attack and for those who want to keep the best aero position for longer.

## RIDING CONDITIONS CLASSIFICATIONS



1\_Riding on paved roads

## COURSE/TERRAIN

ROAD

MIXED

TRAIL

CITY

## ACTIVITY

RACE

TRAINING

DAILY USE

## HOW DOES IT RIDES

DESIGN

COMFORT

PERFORMANCE

LIGHTWEIGHT

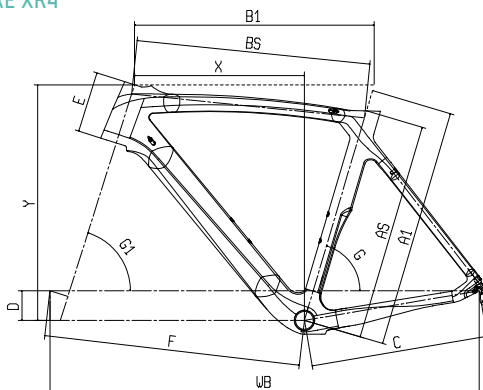


COLOR CONFIGURATOR\*

\*depending on availability

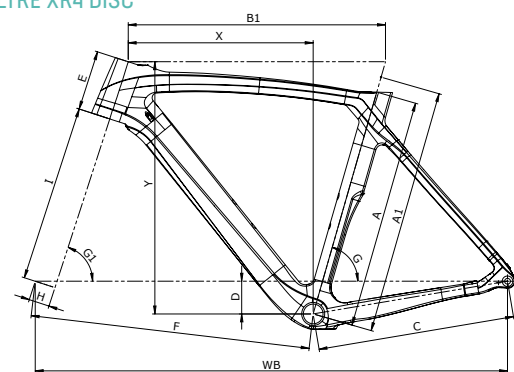
## GEOMETRY

### OLTRE XR4



MIS-SLP											
A1	AS	B1	BS	C	D	E	F	G	G1	Y	WB
440	400	505	480	400	58	95	575	74.5°	70°	479	968
470	420	515	500	400	58	105	579	74.5°	70.5°	490	972
500	450	525	515	406	58	110	581	74.5°	71.5°	499	973.5
530	480	535	525	406	68	125	582	74°	72°	525	978.5
550	500	550	540	407	68	140	588	73.5°	72.5°	541	985.5
570	520	560	550	407	68	155	593	73.5°	73°	557	991
590	540	575	565	409	68	175	603	73°	73°	576	1002.5
610	560	585	575	411	68	195	607	72.5°	73°	495	1009

### OLTRE XR4 DISC



MIS-SLP													
A1	A	B1	C	D	E	F	G	G1	H	I	X	Y	WB
470	420	513	410	58	105	579	74.5°	70.5°	43	368	377	490	982
500	450	523	410	58	110	581	74.5°	71.5°	43	368	385	498	983
530	480	535	410	68	125	582	74°	72°	43	368	385	524	984
550	501	550	410	68	140	588	73.5°	72.5°	43	368	390	545	988
570	520	560	412	68	155	593	73.5°	73°	43	368	395	556	995
590	540	575	412	68	175	603	73°	73°	43	368	398	575	1005
610	560	585	414	68	195	607	72.5°	73°	43	368	398	594	1011

POWER. PRECISION. CONTROL.



## FULL AERO PERFORMANCE

The Bianchi engineers used Computational Fluid Dynamic (CFD), to refine and optimize every aspect of the wind tunnel tested Oltre XR4 frameset, to ensure the new XR4 is a masterpiece of aerodynamic design.





# RC AERO SEATPOST

Aero seatpost with integrated look and adjustable head clamp offset 25mm or -10mm.

OLTREXR4

A close-up photograph of a bicycle's front section, focusing on the handlebar, stem, and front fork. The frame is painted in a vibrant teal color with white accents. The handlebar is black and features the brand name 'GIANT' in large, white, stylized letters. The stem is also black and has 'METRON' written on it. The front fork is black and has 'GIANT' written on it. The front wheel is visible, showing a black tire and silver spokes. The background is dark, making the bicycle stand out.

## AERO EFFICIENCY

Aero efficiency is key to the Oltre XR4 and this extends to the new Metron 5D ACR aero handlebar featuring fully-enclosed cable routing through the handlebar itself and stem - for the hydraulic brake hoses and the gear cables.



NEW GRAPHICS  
AND COLORS



OLTRE XR4 | DURA ACE Di2 12 SP | YRB15



<b>COLOR</b>	XB: Graphite Race/Grey shade Matt + Metal Mirror Logo Glossy XC: Graphite Race/CK16 shade + White Logo Full Glossy XW: White/CK16 shade+ Soft Black Logo Full Glossy *Tavolozza colours	<b>CHAIN</b>	Shimano Dura Ace
<b>FRAME</b>	Oltre XR4 Disc carbon w/Bianchi CV, mechanical/electronic shifting compatible, headset 1.5", PressFit BB 86,5x41mm, Disc brake internal cable routing, flat mount, thru axle 12x142mm, sizes 47-50-53-55-57-59-61cm	<b>CASSETTE / FREEWHEEL</b>	Shimano Dura Ace 11-30T
<b>BOLTS / HARDWARE</b>	AL7075-T6 large button head bolts, Torx M5*14mm x 4pcs, celeste color with Bianchi logo	<b>BRAKE</b>	Shimano Hydraulic disc brake, included in the shifter
<b>SEATPOST CLAMP</b>	included in the frame	<b>BRAKE LEVER</b>	included w/shifters
<b>HEADSET</b>	Orbit custom 5D ACR top cover UD Carbon, lower 1.5"- top 1.5", 36°- 45° ACB bearing, w/Carbon custom cone spacer specific for Metron DISC integrated handlebar, for 52mm/52mm OD head tube	<b>DISC ROTOR</b>	Shimano RT-MT900 center lock, diam.160mm
<b>FORK</b>	Bianchi Full Carbon w/Bianchi CV, Disc, Disc Brake internal cable, thru axle 12x100mm	<b>RIM/WHEELSET</b>	Vision SC55
<b>SHIFTER</b>	Shimano Durace Di2 hydraulic disc brake	<b>TIRE</b>	Pirelli P ZERO Race, 26-622, 127TPI, Aramid breaker
<b>REAR DERAILLEUR</b>	Shimano, Durace Di2 12sp	<b>STEM</b>	Reparto Corse Metron 5D ACR Disc Integrated Aero bar, Bar/stem Integrated, material UD Weave Carbon, drop 125mm, reach 80mm, Di2 compatible, RC'21 graphics, Ext: 100x400mm-47/50cm, 110x420mm-53/55cm, 120x420mm-57/59cm, 130x440mm-61cm
<b>FRONT DERAILLEUR</b>	Shimano, Durace Di2 12sp	<b>HANDLEBAR</b>	included in the stem
<b>ELECTRIC CABLE</b>	Shimano Electric wire, EW-SD300, for external routing, 500mm (FD)Electric wire, Shimano EW-SD300, for external routing, 1200mm (RD)	<b>GRIP / TAPE</b>	Black soft Microfiber tapes+EVA-139 Shockproof 200*3cm with 4 line hole Black/Celeste color and VLP-56 BK plugBlack soft Microfiber tapes+EVA-139 Shockproof 200*3cm with 4 line hole Black color and VLP-56 BK plug
<b>CHARGER / PWR CABLE</b>	Shimano Charging cable, EW-EC300, 1700mm	<b>SEATPOST</b>	Reparto Corse Full Carbon Aero special dimension; special Clamp type with alloy head adjustable and reversible +/- 35mm; lenght: 250mm-47cm, 300mm-50/53cm, 350mm-55/59cm, 380-61cm, Setback: 25mm/+10mm
<b>CRANKSET</b>	Shimano Durace 50x34T, hollowtech II, Crank Length: 170mm-47/54cm, 172.5mm-55/59cm, 175mm-61cm	<b>SADDLE</b>	Fi'zi:k Argo Vento R1, nylon carbon reinforced shell w/WingFlex, carbon braided 7x10 rail, 260x140mm
<b>BOTTOM BRACKET</b>	Shimano SM-BB92-41B, PressFit Road		

OLTRE XR4 | RED ETAP AXS 12SP | YRB09



<b>COLOR</b>	<p>XB: Graphite Race/Grey shade Matt + Metal Mirror Logo Glossy</p> <p>XC: Graphite Race/CK16 shade + White Logo Full Glossy</p> <p>XW: White/CK16 shade+ Soft Black Logo Full Glossy</p> <p>*Tavolozza colours</p>	<b>CASSETTE / FREEWHEEL</b>	Sram Red XG-1290 D1 12sp, 10-11-12-13-14-15-16-17-19-21-24-28T
<b>FRAME</b>	Oltre XR4 Disc carbon w/Bianchi CV, mechanical/electronic shifting compatible, headset 1.5", PressFit BB 86,5x41mm, Disc brake internal cable routing, flat mount, thru axle 12x142mm, sizes 47-50-53-55-57-59-61cm	<b>BRAKE</b>	included w/shifters
<b>BOLTS / HARDWARE</b>	AL7075-T6 large button head bolts, Torx M5*14mm x 4pcs, celeste color with Bianchi logo	<b>DISC ROTOR</b>	Sram Centerline X Road, 160mm
<b>SEATPOST CLAMP</b>	included in the frame	<b>FRONT HUB</b>	Reparto Corse DR835F-CL 24HX14G, Hub shell: AL6082-T6, Axle material: AL 7075-T6, Ball bearing, centerlock, Anodized black, with rotor locking
<b>HEADSET</b>	Orbit custom 5D ACR top cover UD Carbon, lower 1.5"- top 1.5", 36°- 45° ACB bearing, w/Carbon custom cone spacer specific for Metron DISC integrated handlebar, for 52mm/52mm OD head tube	<b>REAR HUB</b>	Reparto Corse DR835XDR-CL 24HX14G; Hub shell: AL6082-T6, Axle material: AL 7075-T6, 4 Ball bearing, centerlock, Anodized black, with rotor locking, XDR
<b>FORK</b>	Bianchi Full Carbon w/Bianchi CV, Disc, Disc Brake internal cable, thru axle 12x100mm	<b>RIM/WHEELSET</b>	Vision SC55
<b>SHIFTER</b>	Sram Red eTap AXS D1 2x12sp	<b>TIRE</b>	Pirelli P ZERO6 Race , 26-622, 127TPI, Aramid breaker
<b>REAR DERAILLEUR</b>	Sram Red eTap AXS D1 12sp	<b>STEM</b>	Reparto Corse Metron 5D ACR Disc Integrated Aero bar, Bar/stem Integrated, material UD Weave Carbon, drop 125mm, reach 80mm, Di2 compatible, RC'21 graphics, Ext: 100x400mm-47/50cm, 110x420mm-53/55cm, 120x420mm-57/59cm, 130x440mm-61cm
<b>FRONT DERAILLEUR</b>	Sram Red eTap AXS D1, brazed on type	<b>HANDLEBAR</b>	included in the stem
<b>BATTERY / MOUNT</b>	Sram eTap EP Powerpack, 2 batteries	<b>GRIP / TAPE</b>	Black soft Microfiber tapes+EVA-139 Shockproof 200*3cm with 4 line hole Black/Celeste color and VLP-56 BK plug Black soft Microfiber tapes+EVA-139 Shockproof 200*3cm with 4 line hole Black color and VLP-56 BK plug
<b>CHARGER / PWR CABLE</b>	Included w/battery	<b>SEATPOST</b>	Reparto Corse Full Carbon Aero special dimension; special Clamp type with alloy head adjustable and reversible +/- 35mm; lenght: 250mm-47cm, 300mm-50/53cm, 350mm-55/59cm, 380-61cm, Setback: 25mm/+10mm
<b>CRANKSET</b>	Sram Red D1 46x33T, Crank Length: 170mm-47/53cm, 172.5mm-55/59cm, 175mm-61cm	<b>SADDLE</b>	Fi'zi:k Argo Vento R1, nylon carbon reinforced shell w/WingFlex, carbon braided 7x10 rail, 260x140mm
<b>BOTTOM BRACKET</b>	Sram PressFit Road 86,5x41mm		
<b>CHAIN</b>	Sram Red D1 12sp		

# OLTRE XR4 | ULTEGRA DI2 12 SP | YRB17



THE IMAGE SHOWN IS INDICATIVE ONLY. Components and graphic details may differ from the actual model.

<b>COLOR</b>	<p>XB: Graphite Race/Grey shade Matt + Metal Mirror Logo Glossy</p> <p>XC: Graphite Race/CK16 shade + White Logo Full Glossy</p> <p>XW: White/CK16 shade+ Soft Black Logo Full Glossy</p> <p>*Tavolozza colours</p>	<b>CHAIN</b>	Shimano Ultegra
<b>FRAME</b>	Oltre XR4 Disc carbon w/Bianchi CV, mechanical/electronic shifting compatible, headset 1.5", PressFit BB 86,5x41mm, Disc brake internal cable routing, flat mount, thru axle 12x142mm, sizes 47-50-53-55-57-59-61cm	<b>CASSETTE / FREEWHEEL</b>	Shimano Ultegra 11-30T
<b>BOLTS / HARDWARE</b>	AL7075-T6 large button head bolts, Torx M5*14mm x 4pcs, celeste color with Bianchi logo	<b>BRAKE</b>	Shimano Hydraulic disc brake, included in the shifter
<b>SEATPOST CLAMP</b>	included in the frame	<b>BRAKE LEVER</b>	included w/shifters
<b>HEADSET</b>	Orbit custom 5D ACR top cover UD Carbon, lower 1.5"- top 1 .5", 36°- 45° ACB bearing, w/Carbon custom cone spacer specific for Metron DISC integrated handlebar, for 52mm/52mm OD head tube	<b>DISC ROTOR</b>	Shimano RT-MT800 center lock type w/Ice Tech, 160mm front rear
<b>FORK</b>	Bianchi Full Carbon w/Bianchi CV, Disc, Disc Brake internal cable, thru axle 12x100mm	<b>RIM/WHEELSET</b>	Fulcrum Racing 400 disc brakeR400 aluminium asymmetric 622x19c, hub alloy, 2 WAY FIT tubeless ready, Height 34mm, 24 straight pull steel spokes, bearing standard industrial, front hub 12mm x 100mm - rearhub 12 mm x 142mm, thru axle, center lock AFS, HG11
<b>SHIFTER</b>	Ultegra Di2 hydraulic disc brake for road	<b>TIRE</b>	Pirelli P ZERO6 Race, 26-622, 127TPI, Aramid breaker
<b>REAR DERAILLEUR</b>	Shimano Ultegra Di2	<b>STEM</b>	Reparto Corse Metron 5D ACR Disc Integrated Aero bar, Bar/stem Integrated, material UD Weave Carbon, drop 125mm, reach 80mm, Di2 compatible, RC'21 graphics, Ext: 100x400mm-47/50cm, 110x420mm-53/55cm, 120x420mm-57/59cm, 130x440mm-61cm
<b>FRONT DERAILLEUR</b>	Shimano Ultegra Di2	<b>HANDLEBAR</b>	included in the stem
<b>ELECTRIC CABLE</b>	Shimano Electric wire, EW-SD300, for external routing, 500mm (FD)Electric wire, Shimano EW-SD300, for external routing, 1200mm (RD)	<b>GRIP / TAPE</b>	Black soft Microfiber tapes+EVA-139 Shockproof 200*3cm with 4 line hole Black/Celeste color and VLP-56 BK plugBlack soft Microfiber tapes+EVA-139 Shockproof 200*3cm with 4 line hole Black color and VLP-56 BK plug
<b>CHARGER / PWR CABLE</b>	Shimano Charging cable, EW-EC300, 1700mm	<b>SEATPOST</b>	Reparto Corse Full Carbon Aero special dimension; special Clamp type with alloy head adjustable and reversible +/- 35mm; lenght: 250mm-47cm, 300mm-50/53cm, 350mm-55/59cm, 380-61cm, Setback: 25mm/+10mm
<b>CRANKSET</b>	Shimano Ultegra hollowtech 2, 50x34T w/o BB parts, Crank Length: 170mm-47/54cm, 172.5mm-55/59cm, 175mm-61cm	<b>SADDLE</b>	Fi'zi:k Argo Vento R3, nylon carbon reinforced shell w/WingFlex, K:iium rails, 260x140mm
<b>BOTTOM BRACKET</b>	Shimano SM-BB72-41B, PressFit		

**OLTRE XR4** | RIVAL ETAP AXS 12 SP | YRB12



<b>COLOR</b>	XB: Graphite Race/Grey shade Matt + Metal Mirror Logo Glossy XC: Graphite Race/CK16 shade + White Logo Full Glossy XW: White/CK16 shade+ Soft Black Logo Full Glossy *Tavolozza colours
<b>FRAME</b>	Oltre XR4 Disc carbon w/Bianchi CV, mechanical/electronic shifting compatible, headset 1.5", PressFit BB 86,5x41mm, Disc brake internal cable routing, flat mount, thru axle 12x142mm, sizes 47-50-53-55-57-59-61cm
<b>BOLTS / HARDWARE</b>	AL7075-T6 large button head bolts, Torx M5*14mm x 4pcs, celeste color with Bianchi logo
<b>SEATPOST CLAMP</b>	included in the frame
<b>HEADSET</b>	Orbit custom 5D ACR top cover UD Carbon, lower 1.5"-top 1.5", 36°- 45° ACB bearing, w/Carbon custom cone spacer specific for Metron DISC integrated handlebar, for 52mm/52mm OD head tube
<b>FORK</b>	Bianchi Full Carbon w/Bianchi CV, Disc, Disc Brake internal cable, thru axle 12x100mm
<b>SHIFTER</b>	Sram RIVAL ETAP AXS D1 Hydraulic Disc Brake, Stealth-a-majig disconnected, front caliper, left control, 20mm Flat Mount, 1000mm hose Sram RIVAL ETAP AXS D1 Hydraulic Disc Brake, Stealth-a-majig disconnected, rear caliper, right control, 20mm Flat Mount, 1700mm hose, no frame mounting bolts
<b>REAR DERAILLEUR</b>	Sram RIVAL ETAP AXS D1 MAX 36T
<b>FRONT DERAILLEUR</b>	Sram RIVAL ETAP AXS D1 BRAZE
<b>BATTERY / MOUNT</b>	Sram eTap EP Powerpack, 2 batteries
<b>CHARGER / PWR CABLE</b>	Included w/battery
<b>CRANKSET</b>	Sram RIVAL D1 DUB 170 - 172,5 - 175, 46/33, Crank Length: 170mm-47/54cm, 172.5mm-55/59cm, 175mm-61cm

<b>BOTTOM BRACKET</b>	Sram PressFit Road 86,5x41mm
<b>CHAIN</b>	Sram RIVAL D1 12SP
<b>CASSETTE / FREEWHEEL</b>	Sram CS XG 1250 D1 10-36T
<b>BRAKE</b>	included w/shifters
<b>DISC ROTOR</b>	Sram centerline Road diam. 160mm
<b>RIM/WHEELSET</b>	Fulcrum Racing 400 disc brake R400 aluminium asymmetric 622x19c, hub alloy, 2 WAY FIT tubeless ready, Height 34mm, 24 straight pull steel spokes, bearing standard industrial, front hub 12mm x 100mm - rear hub 12 mm x 142mm, thru axle, center lock AFS, XDR
<b>TIRE</b>	Pirelli P ZERO Race, 26-622, 127TPI, Aramid breaker
<b>STEM</b>	Reparto Corse Metron 5D ACR Disc Integrated Aero bar, Bar/stem Integrated, material UD Weave Carbon, drop 125mm, reach 80mm, Di2 compatible, RC'21 graphics, Ext: 100x400mm-47/50cm, 110x420mm-53/55cm, 120x420mm-57/59cm, 130x440mm-61cm
<b>HANDLEBAR</b>	included in the stem
<b>GRIP / TAPE</b>	Black soft Microfiber tapes+EVA-139 Shockproof 200*3cm with 4 line hole Black/Celeste color and VLP-56 BK plug Black soft Microfiber tapes+EVA-139 Shockproof 200*3cm with 4 line hole Black color and VLP-56 BK plug
<b>SEATPOST</b>	Reparto Corse Full Carbon Aero special dimension; special Clamp type with alloy head adjustable and reversible +/- 35mm; lenght: 250mm-47cm, 300mm-50/53cm, 350mm-55/59cm, 380-61cm, Setback: 25mm/+10mm
<b>SADDLE</b>	Fi'zi:k Argo Vento R1, nylon carbon reinforced shell w/WingFlex, carbon braided 7x10 rail, 260x140mm



# OLTRE XR4 | FRAMESET | XRB02



## XRB02I

<b>COLOR</b>	XC - Graphite Race/CK16 shade+ White Logo Full Glossy *Tavolozza colours	<b>FORK</b>	Bianchi Full Carbon w/Bianchi CV, Disc, Disc Brake internal cable, thru axle 12x100mm
<b>FRAME</b>	Oltre XR4 carbon w/Countervail, mechanical/electronic shifting compatible, headset 1.5", PressFit BB 86,5x41mm, disc brake internal cable routing, Flat Mount calipers, thru axle 12x142mm, sizes 47-50-53-55-57-59-61cm	<b>STEM</b>	Reparto Corse Metron 5D ACR Disc Integrated Aero bar, Bar/stem Integrated, material UD Weave Carbon, drop 125mm, reach 80mm, Di2 compatible, RC'21 graphics, Ext: 100x400mm-47/50cm, 110x420mm-53/55cm, 120x420mm-57/59cm, 130x440mm-61cm
<b>BOLTS / HARDWARE</b>	AL7075-T6 large button head bolts, Torx M5*14mm x 4pcs, celeste color with Bianchi logo	<b>HANDLEBAR</b>	included in the stem
<b>SEATPOST CLAMP</b>	included in the frame	<b>SEATPOST</b>	Reparto Corse Full Carbon Aero special dimension; special Clamp type with alloy head adjustable and reversible +/- 35mm; lenght: 250mm-47cm, 300mm-50/53cm, 350mm-55/59cm, 380-61cm, Setback: 25mm/+10mm
<b>HEADSET</b>	Orbit custom 5D ACR top cover UD Carbon, lower 1.5"-top 1 .5", 36°- 45° ACB bearing, w/Carbon custom cone spacer specific for Metron DISC integrated handlebar, for 52mm/52mm OD head tube		

## XRB02X

<b>COLOR</b>	XC - Graphite Race/CK16 shade+ White Logo Full Glossy *Tavolozza colours	<b>FORK</b>	Bianchi Full Carbon w/Bianchi CV, Disc, Disc Brake internal cable, thru axle 12x100mm
<b>FRAME</b>	Oltre XR4 carbon w/Countervail, mechanical/electronic shifting compatible, headset 1.5", PressFit BB 86,5x41mm, disc brake internal cable routing, Flat Mount calipers, thru axle 12x142mm, sizes 47-50-53-55-57-59-61cm	<b>STEM</b>	Reparto Corse Fsa NS ACR ST-OS-160, 3D Forged/CNC AL6061, clamp. 31.8mm, rise-6° , Di2 compatible, ext: 90mm-47/50cm, 100mm-53cm, 110mm-55/57cm, 120mm-59cm, 130mm-61cm
<b>BOLTS / HARDWARE</b>	AL7075-T6 large button head bolts, Torx M5*14mm x 4pcs, celeste color with Bianchi logo	<b>HANDLEBAR</b>	Reparto Corse by FSA Energy SCR Compact, HB-RD-257S/PSH/Di2, Double Butted and tapered AL7050 material, diam.31.8mm, drop 125mm, reach 80mm, 4f Outward Bend, C- C Width (mm) 40/42/44cm, Size:400mm-47/50cm, 420mm-53/57cm, 440mm-59/61cm
<b>SEATPOST CLAMP</b>	included in the frame	<b>SEATPOST</b>	Reparto Corse Full Carbon Aero special dimension; special Clamp type with alloy head adjustable and reversible +/- 35mm; lenght: 250mm-47cm, 300mm-50/53cm, 350mm-55/59cm, 380-61cm, Setback: 25mm/+10mm
<b>HEADSET</b>	Orbit custom 5D ACR top cover UD Carbon, lower 1.5"-top 1 .5", 36°- 45° ACB bearing, w/Carbon custom cone spacer specific for Metron DISC integrated handlebar, for 52mm/52mm OD head tube		

OLTRE XR4 | ULTEGRA DI2 12SP | YRBL9



<b>COLOR</b>	XB: Graphite Race/Grey shade MATT+ Metal Mirror Logo GLOSSY XC: Graphite Race/CK16 shade+ White Logo *Tavolozza colours
<b>FRAME</b>	Oltre XR4 carbon w/Bianchi CV, mechanical/electronic shifting compatible, head tube 1.4" - 1.1/8", direct mount brakes, PressFit 86,5x41mm BB, sizes 44-47-50-53-55-57-59-61cm
<b>BOLTS / HARDWARE</b>	AL7075-T6 large button head bolts, Torx M5*14mm x 4pcs, celeste color with Bianchi logo
<b>SEATPOST CLAMP</b>	included in the frame
<b>HEADSET</b>	Fsa Orbit C-33 Matt UD Carbon 1.1/8">1.1/4", 45°- 45° ACB bearings, w/Carbon custom cap specific for Metron 5D integrated handlebar, for 47mm/52mm OD head tube, NO.44/CF-R/5D
<b>FORK</b>	Bianchi Full Carbon Aero w/Countervail, 1.1/8>1.4" integrated head
<b>SHIFTER</b>	Shimano ST-R8150, Ultegra Di2
<b>REAR DERAILLEUR</b>	Shimano Ultegra Di2
<b>FRONT DERAILLEUR</b>	Shimano Ultegra Di2
<b>ELECTRIC CABLE</b>	Shimano Electric wire, EW-SD300, for external routing, 500mm (FD)Electric wire, Shimano EW-SD300, for external routing, 1200mm (RD)
<b>CHARGER / PWR CABLE</b>	Shimano Charging cable, EW-EC300, 1700mm
<b>CRANKSET</b>	Shimano Ultegra hollowtech 2, 50x34T w/o BB parts, Crank Length: 170mm-47/54cm, 172.5mm-55/59cm, 175mm-61cm
<b>BOTTOM BRACKET</b>	Shimano SM-BB72-41B, PressFit

<b>CHAIN</b>	Shimano Ultegra
<b>CASSETTE / FREEWHEEL</b>	Shimano Ultegra 11-30T
<b>BRAKE</b>	Shimano Hydraulic disc brakes
<b>BRAKE LEVER</b>	included w/shifters
<b>RIM/WHEELSET</b>	Vision Trimax 35 700x19c, clincher
<b>TIRE</b>	Pirelli P ZERO6 Race , 26-622, 127TPI, Aramid breaker
<b>STEM</b>	Reparto Corse Metron 5D Integrated Aero bar, SB-KO-i310S, Bar/stem Integrated, material UD Weave Carbon, drop 125mm, reach 80mm, Di2 compatible, Ext: 100x400mm-44/50cm, 110x420mm-53/55cm, 120x420mm-57/59cm, 130x440mm-61cm
<b>HANDLEBAR</b>	included in the stem
<b>GRIP / TAPE</b>	Black soft Microfiber tapes+EVA-139 Shockproof 200*3cm with 4 line hole Black/Celeste color and VLP-56 BK plugBlack soft Microfiber tapes+EVA-139 Shockproof 200*3cm with 4 line hole Black color and VLP-56 BK plug
<b>SEATPOST</b>	Reparto Corse Full Carbon Aero special dimension; special Clamp type with alloy head adjustable and reversible +/- 35mm; lenght: 250mm-47cm, 300mm-50/53cm, 350mm-55/59cm, 380-61cm, Setback: 25mm/+10mm
<b>SADDLE</b>	Fi'zi:k Argo Vento R3, nylon carbon reinforced shell w/WingFlex, K:iium rails, 260x140mm

OLTRE XR4 | ULTEGRA 11SP | YRBL2



<b>COLOR</b>	XC: Graphite Race/CK16 shade + White Logo *Tavolozza colours
<b>FRAME</b>	Oltre XR4 carbon w/Bianchi CV, mechanical/ electronic shifting compatible, head tube 1.4" - 1.1/8", direct mount brakes, PressFit 86,5x41mm BB,sizes 44-47-50-53-55-57-59-61cm
<b>BOLTS / HARDWARE</b>	AL7075-T6 large button head bolts, Torx M5*14mm x 4pcs, celeste color with Bianchi logo
<b>SEATPOST CLAMP</b>	included in the frame
<b>HEADSET</b>	Fsa Orbit C-33 Matt UD Carbon 1.1/8">1.1/4", 45°- 45° ACB bearings, w/Carbon custom cap specific for Metron 5D integrated handlebar, for 47mm/52mm OD head tube, NO.44/CF-R/5D
<b>FORK</b>	Bianchi Full Carbon Aero w/Countervail, 1.1/8"1.4" integrated head
<b>SHIFTER</b>	Shimano Ultegra ST-R8000 2x11sp
<b>REAR DERAILLEUR</b>	Shimano Ultegra RD-R8000 SS 11sp, top normal shadow design, direct attachment, Max 25-30T for double
<b>FRONT DERAILLEUR</b>	Shimano Ultegra FD-R8000, down swing, brazed- on type, 61-66°, max chainring 46/53T, CL: 43,5mm
<b>CRANKSET</b>	Shimano FC-R8000, Ultegra hollowtech II, for rear 11sp, 50x34T w/o BB parts, Crank Length: 165mm- 44cm, 170mm-47/54cm, 172.5mm-55/59cm, 175mm-61cm
<b>BOTTOM BRACKET</b>	Shimano SM-BB72-41B, PressFit
<b>CHAIN</b>	Shimano Ultegra CN-HG701-11, 11sp
<b>CASSETTE / FREEWHEEL</b>	Shimano Ultegra CS-R8000, 11-12-13-14-15-17-19- 21-24-27-30T

<b>BRAKE</b>	Shimano Ultegra BR-R8010, direct mount
<b>BRAKE LEVER</b>	included w/shifters
<b>RIM/WHEELSET</b>	Vision Trimax 35 700x19c, clincher
<b>TIRE</b>	Pirelli P ZERO Race, 26-622, 127TPI, Aramid breaker
<b>STEM</b>	Reparto Corse, 3D Forged alloy 6061, raise +/ - 7°, height 38mm, Oversize, 1.1/8", 1 piece alloy faceplate 6061, Ext: 70mm-47cm, 90mm-50cm, 100mm-53cm, 110mm-55cm, 120mm-57/61cm
<b>HANDLEBAR</b>	Reparto Corse Aero Compact, alloy 2014 diam. 31,8mm, reach 80mm, drop 130mm, Size: 400mm- 44/50cm , 420mm-53/57cm, 440mm-59/61cm
<b>GRIP / TAPE</b>	Black soft Microfiber tapes+EVA-139 Shockproof 200*3cm with 4 line hole Black/Celeste color and VLP-56 BK plugBlack soft Microfiber tapes+EVA-139 Shockproof 200*3cm with 4 line hole Black color and VLP-56 BK plug
<b>SEATPOST</b>	Reparto Corse Full Carbon Aero special dimension; special Clamp type with alloy head adjustable and reversible +/- 35mm; lenght: 250mm-47cm, 300mm-50/53cm, 350mm-55/59cm, 380-61cm, Setback: 25mm/+10mm
<b>SADDLE</b>	Fi'zi:k Argo Vento R3, nylon carbon reinforced shell w/WingFlex, K:iium rails, 260x140mm
<b>SEATPOST</b>	Reparto Corse Full Carbon Aero special dimension; special Clamp type with alloy head adjustable and reversible +/- 35mm; lenght: 250mm-47cm, 300mm-50/53cm, 350mm-55/59cm, 380-61cm, Setback: 25mm/+10mm
<b>SADDLE</b>	Fi'zi:k Argo Vento R3, nylon carbon reinforced shell w/WingFlex, K:iium rails, 260x140mm

**OLTRE XR4 | FRAMESET | XRB03**



<b>COLOR</b>	XB: Graphite Race/Grey shade Matt+ Metal Mirror Logo Glossy XC: Graphite Race/CK16 shade+ White Logo Full Glossy+Tavolozza colours	<b>HEADSET</b>	Fsa Orbit C-33, 1.1/8"-1.4", 45°- 45 ACB bearings, w/Carbon custom top cap for normal stem
<b>FRAME</b>	OLTRE XR.4 Aero carbon _mechanical/electronic, headset 1 1/4" - 1 1/8", direct mount brakes, BB-PressFit 86,5x41, sizes 44-47-50-53-55-57-59-61cm	<b>FORK</b>	Bianchi Full Carbon Aero w/Countervail, 1.1/8"1.4" integrated head
<b>BOLTS / HARDWARE</b>	AL7075-T6 large button head bolts, Torx M5*14mm x 4pcs, Celeste w/Bianchi logo	<b>SEATPOST</b>	Reparto Corse Full Carbon Aero special dimension; special Clamp type with alloy head adjustable and reversible +/- 35mm; lenght: 250mm-47cm, 300mm-50/53cm, 350mm-55/59cm, 380-61cm, Setback: 25mm/+10mm
<b>SEATPOST CLAMP</b>	included in the frame		

# OLTRE XR3

Racing disc frame and fork engineered with Bianchi CV vibration cancelling system. A well-balanced fast road bike with aero profiles, with rigidity and handling you would expect from the ultimate Oltre frame platform. Oltre XR3 extends the availability of the Oltre family to a wider group of cyclists.

## KEY FEATURES

- Aero shape disc brake carbon frame with Bianchi CV vibration cancelling system;
- Integrated fork;
- Wider fork blade and rear dropout with flat mount system (Shimano standard)
- Thru axle 12mm x 100/142mm QR51 model with alloy lever
- Compatible with 140mm and 160mm rotor
- Flat mount calipers system;
- Full carbon seatpost, easy to adjust;
- 7 sizes: 47, 50, 53, 55, 57, 59 and 61cm.

## DESIGNED FOR

Expert riders, road warriors with the need of speed.

## RIDING CONDITIONS CLASSIFICATIONS



1\_Riding on paved roads

## COURSE/TERRAIN

ROAD

MIXED

TRAIL

CITY

## ACTIVITY

RACE

TRAINING

DAILY USE

## HOW DOES IT RIDES

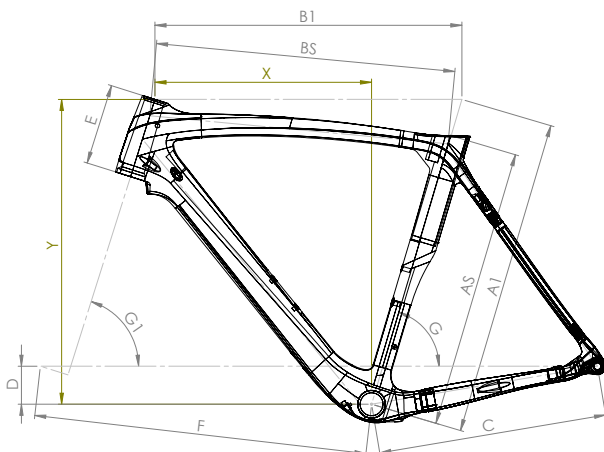
DESIGN

COMFORT

PERFORMANCE

LIGHTWEIGHT

## GEOMETRY



## MIS-SLP

Al	AS	Bl	BS	C	D	E	F	G	G1	Y	X
470	426	512	496	410	59	110	578	74.5°	70.5°	495	375
500	454	523	509	410	59	115	580	74.5°	71.5°	503	382
530	480	534	519	410	68	130	582	74°	72°	529	383
550	501	549	534	410	68	145	587	73.5°	72.5°	546	388
570	519	560	544	410	68	160	593	73.5°	73°	561	393
590	539	575	559	412	68	180	603	73°	73°	580	396
610	559	586	568	414	68	200	603	72.5°	73.5°	601	397



A close-up photograph of a white Piaggio bicycle frame. The frame features 'PIAGGIO' branding in large, stylized blue and red letters on the down tube. The seatpost is white and integrated into the frame. The text 'ULTEGRA' is visible on the crankset. The background is dark, highlighting the frame's details.

## AERO SEATPOST

Aero seatpost with integrated lock  
and adjustable  
head clamp offset (25mm or -10mm)

FULL CARBON  
FORK

OLTRE X

NEW GRAPHICS  
AND COLORS



OLTRE XR3 | ULTEGRA DI2 12 SP | YRB18



<b>COLOR</b>	XC: Graphite Race/CK16 shade + White Logo Full Glossy
<b>FRAME</b>	Oltre XR3 Disc carbon w/Bianchi CV, mechanical/electronic shifting compatible, PressFit BB 86,5x41mm, flat mount calipers, thru axle 12x142mm, sizes 47-50-53-55-57-59-61cm
<b>SEATPOST CLAMP</b>	included in the frame
<b>HEADSET</b>	Fsa Orbit C-40-ACB ; NO.42/ACB, Sealed ACB Bearings 1.1/8" ACB Top, 1.5" ACB Btm (for 46/56mm Head Tubes), w/15mm alloy cap
<b>FORK</b>	Bianchi Full Carbon w/Bianchi CV Aero Disc, 1.5" x 1.1/8", flat Mount calipers, thru axle 12x100mm
<b>SHIFTER</b>	Ultegra Di2 hydraulic disc brake for road
<b>REAR DERAILLEUR</b>	Shimano Ultegra Di2 12sp
<b>FRONT DERAILLEUR</b>	Shimano Ultegra Di2 12sp
<b>ELECTRIC CABLE</b>	Shimano Electric wire, EW-SD300, for external routing, 500mm (FD) Electric wire, Shimano EW-SD300, for external routing, 1200mm (RD)
<b>CHARGER / PWR CABLE</b>	Shimano Charging cable, EW-EC300, 1700mm
<b>CRANKSET</b>	Shimano Ultegra hollowtech 2, 50x34T w/o BB parts, Crank Length: 170mm-47/54cm, 172.5mm-55/59cm, 175mm-61cm
<b>BOTTOM BRACKET</b>	Shimano SM-BB72-41B, PressFit
<b>CHAIN</b>	Shimano Ultegra
<b>CASSETTE / FREEWHEEL</b>	Shimano Ultegra 11-30T

<b>BRAKE</b>	Shimano Hydraulic disc brake, included in the shifter
<b>BRAKE LEVER</b>	included w/shifters
<b>DISC ROTOR</b>	Shimano RT-MT800 center lock type w/Ice Tech, 160mm front rear
<b>RIM/WHEELSET</b>	Fulcrum Racing 400 disc brake R400 aluminium asymmetric 622x19c, hub alloy, 2 WAY FIT tubeless ready, Height 34mm, 24 straight pull steel spokes, bearing standard industrial, front hub 12mm x 100mm - rear hub 12 mm x 142mm, thru axle, center lock AFS, HG11
<b>TIRE</b>	Pirelli P7, 700 x 28c, 60TPI, Nylon breaker, Folding
<b>STEM</b>	Reparto Corse 3D Forged alloy 6061, raise +/- 6°, height 38mm, 1.1/8", Ext: 90mm-47/50cm, 100mm-53cm, 110mm-55/57cm, 120mm-59/61cm
<b>HANDLEBAR</b>	Reparto Corse Aero Compact, alloy 6061 diam. 31,8mm, reach 74mm, drop 116mm, Size: 400mm-47/53cm, 420mm-55/59cm, 440mm-61cm
<b>GRIP / TAPE</b>	La Spirale Ribbon cork w/carbon look plugs w/ Bianchi logo
<b>SEATPOST</b>	Reparto Corse Full Carbon Aero special dimension; special Clamp type with alloy head adjustable and reversible +/- 35mm; length: 250mm-47cm, 300mm-50/53cm, 350mm-55/59cm, 380-61cm, Setback: 25mm/+10mm
<b>SADDLE</b>	Fi'zi:k Antares R7, cover microtex microfiber black /CK, shell nylon carbon reinforced WingFlex, rail S alloy, length/wide 274x142mm



# OLTRE XR3 | ULTEGRA DI2 12 SP | YRBK7



<b>COLOR</b>	XB: Graphite Race/Grey shade Matt+ Metal Mirror Logo Glossy XC: Graphite Race/CK16 shade+ White Logo Full Glossy XW: White/CK16 shade+ Soft Black Logo Full Glossy
<b>FRAME</b>	Oltre XR3 Disc carbon w/Bianchi CV, mechanical/electronic shifting compatible, PressFit BB 86,5x41mm, flat mount calipers, thru axle 12x142mm, sizes 47-50-53-55-57-59-61cm
<b>SEATPOST CLAMP</b>	included in the frame
<b>HEADSET</b>	Fsa Orbit C-40-ACB ; NO.42/ACB, Sealed ACB Bearings 1.1/8" ACB Top, 1.5" ACB Btm (for 46/56mm Head Tubes), w/15mm alloy cap
<b>FORK</b>	Bianchi Full Carbon w/Bianchi CV Aero Disc, 1.5">1.1/8", flat Mount calipers, thru axle 12x100mm
<b>SHIFTER</b>	Shimano Ultegra ST-R8020 2x11sp, hydraulic discbrake, Shimano Ultegra ST-R8025 2x11sp, smaller lever size for sizes 47/53cm
<b>REAR DERAILLEUR</b>	Shimano Ultegra RD-R8000 SS 11sp, top normal shadow design, direct attachment, Max 25-30T for double
<b>FRONT DERAILLEUR</b>	Shimano Ultegra FD-R8000, down swing, band type (34.9mm), 61-66° for 46/53T cl: 43,5mm
<b>CRANKSET</b>	Shimano Ultegra FC-R8000 50x34T, Crank Length: 165mm-44cm, 170mm-47/53cm, 172.5mm-55/59cm, 175mm-61cm
<b>BOTTOM BRACKET</b>	Shimano SM-BB72-41B, PressFit
<b>CHAIN</b>	Shimano Ultegra CN-HG701-11, 11sp
<b>CASSETTE / FREEWHEEL</b>	Shimano Ultegra CS-R8000, 11-12-13-14-15-17-19-21-24-27-30T

<b>BRAKE</b>	Shimano BR-R8070 Hydraulic disc brake, flat mount calipers
<b>BRAKE LEVER</b>	included w/shifters
<b>DISC ROTOR</b>	Shimano SM-RT800 Center Lock, diam. 160mm
<b>RIM/WHEELSET</b>	Fulcrum Racing 400 disc brake R400 aluminium asymmetric 622x19c, hub alloy, 2 WAY FIT tubeless ready, Height 34mm, 24 straight pull steel spokes, bearing standard industrial, front hub 12mm x 100mm - rear hub 12 mm x 142mm, thru axle, center lock AFS, HG11
<b>TIRE</b>	Pirelli P7, 700 x 28c, 60TPI, Nylon breaker, Folding
<b>STEM</b>	Reparto Corse 3D Forged alloy 6061, raise +/- 6°, height 38mm, Oversize, 1.1/8", Ext: 70mm-44cm, 90mm-47/50cm, 100mm-53cm, 110mm-55/57cm
<b>HANDLEBAR</b>	Reparto Corse Aero Compact, alloy 6061 diam. 31,8mm, reach 74mm, drop 116mm, Size: 400mm-47/53cm, 420mm-55/59cm, 440mm-61cm
<b>GRIP / TAPE</b>	La Spirale Ribbon cork w/carbon look plugs w/ Bianchi logo
<b>SEATPOST</b>	Reparto Corse Full Carbon Aero special dimension; special Clamp type with alloy head adjustable and reversible +/- 35mm; length: 250mm-47cm, 300mm-50/53cm, 350mm-55/59cm, 380-61cm, Setback: 25mm/+10mm
<b>SADDLE</b>	Fi'zi:k Antares R7, cover microtex microfiber black /CK, shell nylon carbon reinforced WingFlex, rail S alloy, length/wide 274x142mm

# ARIA

Aerodynamic bike with aero racing shape frame/fork/seatpost. Fast road bike with aero tubes profiles, rigidity and handling you would expect from a true racing bike with an outstanding performance/price ratio.

## KEY FEATURES

- Aero shape frame with integrated fork;
- Thru axle 12mm front 100mm and rear OLD 142mm specific dimension model
- QR50 with alloy lever (M12 x P1.5)
- Compatible with 140mm and 160mm rotor
- Full carbon aero seatpost;
- Tapered headtube;
- BBset 86.5 x 41;
- Best performance-to-price ratio;
- Compatible with 140mm and 160mm, internal hydraulic cable guide housing in the frame and fork; weight in 55 size: 1150g target (+/- 5%).
- 8 sizes: 44, 47, 50, 53, 55, 57, 59, 61cm;

## DESIGNED FOR

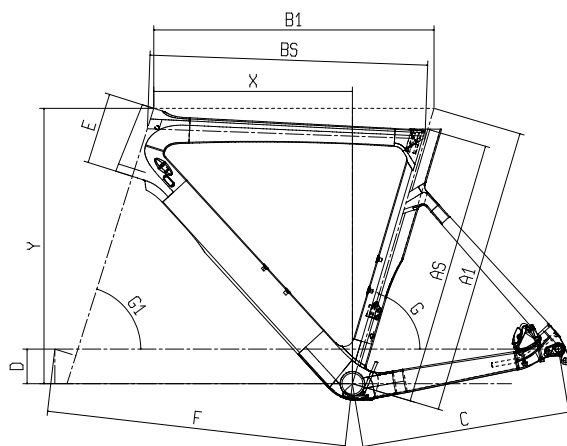
Expert competitive riders looking for a fast aero bike.

## RIDING CONDITIONS CLASSIFICATIONS



1\_Riding on paved roads

## GEOMETRY



## COURSE/TERRAIN

ROAD

MIXED

TRAIL

CITY

## ACTIVITY

RACE

TRAINING

DAILY USE

## HOW DOES IT RIDES

DESIGN

COMFORT

PERFORMANCE

LIGHTWEIGHT

## MIS-SLP

A1	AS	B1	BS	C	D	E	F	G	G1	Y	X
440	420	505	495	410	58	95	575	75°	70.5°	481	376
470	440	515	505	410	58	105	581	74.5°	70.5°	490	379
500	470	525	519	410	58	110	582	74.5°	71.5°	499	387
530	500	535	528	410	68	125	583	74°	72°	525	385
550	520	550	541	410	68	140	588	73.5°	72.5°	541	390
570	540	560	553	410	68	155	593	73.5°	73°	557	395
590	560	575	567	412	68	175	603	73°	73°	576	397
610	580	585	576	414	68	195	607	72.5°	73°	595	398

# AERO SEATPOST

Aero seatpost with integrated look and head clamp offset 20mm.

Hidden seatpost clamp for perfect aerodynamic design and nice looking



# ARIA | ULTEGRA DI2 12 SP | YRB38



THE IMAGE SHOWN IS INDICATIVE ONLY. Components and graphic details may differ from the actual model.

<b>COLOR</b>	PX: Summertime dream/Black Full Glossy	<b>CASSETTE / FREEWHEEL</b>	Shimano Ultegra 11-30T
<b>FRAME</b>	Aria Disc carbon, mechanical/electronic shifting compatible, PressFit 86,5x41mm BB, head tube 1.4"-1.1/8", integrated seat clamp, full carbon dropout, flat mount, thru axle 12x142mm, sizes 44-47-50-53-55-57-59-61cm	<b>BRAKE</b>	Shimano Hydraulic disc brake, included in the shifter
<b>SEATPOST CLAMP</b>	included in the frame	<b>BRAKE LEVER</b>	included w/shifters
<b>HEADSET</b>	Fsa Orbit C-33, NO.44E, 1.1/8">1.14", 45°/45° ACB steel bearings, w/15mm top cap for 47mm/52mm OD head tube	<b>DISC ROTOR</b>	Shimano RT-MT800 center lock type w/Ice Tech, 160mm front-rear
<b>FORK</b>	Bianchi Full Carbon 1.4">1.1/8" integrated head, Disc brake flat mount, thru axle 12x100mm	<b>RIM/WHEELSET</b>	Fulcrum Racing 818 disc brake, aluminium C19 2WF-R Tubeless ready rims 622x19c, 34mm profile, thru axle front 12x100mm- rear 12x142mm, center lock AFS
<b>SHIFTER</b>	Ultegra Di2 hydraulic disc brake for road	<b>TIRE</b>	Vittoria Rubino IV 700x28, 60TPI, Folding, G2.0Graphene, black
<b>REAR DERAILLEUR</b>	Shimano Ultegra Di2 12sp	<b>STEM</b>	Reparto Corse 3D Forged alloy 6061, raise +/- 6°, height 38mm, Oversize, 1.1/8", Ext: 70mm-44cm, 90mm-47/50cm, 100mm-53cm, 110mm-55/57cm
<b>FRONT DERAILLEUR</b>	Shimano Ultegra Di2 12sp	<b>HANDLEBAR</b>	Reparto Corse Aero Compact, alloy 6061 diam. 31.8mm, reach 74mm, drop 116mm, Size: 400mm-47/53cm, 420mm-55/59cm, 440mm-61cm
<b>ELECTRIC CABLE</b>	Shimano Electric wire, EW-SD300, for external routing, 500mm (FD) Electric wire, Shimano EW-SD300, for external routing, 1200mm (RD)	<b>GRIP / TAPE</b>	La Spirale Ribbon cork w/carbon look plugs w/ Bianchi logo
<b>CHARGER / PWR CABLE</b>	Shimano Charging cable, EW-EC300, 1700mm	<b>SEATPOST</b>	Reparto Corse Full Carbon Aero special dimension, special Clamp type with alloy head adjustable and reversible +/- 35mm, length: 250mm-44, 300mm-47/50, 350mm-53/61, EL271 alloy 6061 clamp
<b>CRANKSET</b>	Shimano Ultegra Crank Length: 165mm-44cm, 170mm-47/54cm, 172.5mm-55/59cm, 175mm-61cm	<b>SADDLE</b>	Selle Royal Seta S1, 1285 URN, steel rails, length/ wide 278x144mm
<b>BOTTOM BRACKET</b>	Shimano SM-BB72-41B, PressFit		
<b>CHAIN</b>	Shimano Ultegra		

ARIA | RIVAL ETAP AXS 12 SP | YRB39



THE IMAGE SHOWN IS INDICATIVE ONLY. Components and graphic details may differ from the actual model.

<b>COLOR</b>	5K: CK16/ Black Full Glossy	<b>CASSETTE / FREEWHEEL</b>	Sram CS XG 1250 D1 10-36T
<b>FRAME</b>	Aria Disc carbon, mechanical/electronic shifting compatible, PressFit 86,5x41mm BB, head tube 1.4"-1.1/8", integrated seat clamp, full carbon dropout, flat mount, thru axle 12x142mm, sizes 44-47-50-53-55-57-59-61cm	<b>BRAKE</b>	included w/shifters
<b>SEATPOST CLAMP</b>	included in the frame	<b>DISC ROTOR</b>	Sram centerline Road diam. 160mm
<b>HEADSET</b>	Fsa Orbit C-33, NO.44E, 1.1/8">1.14", 45°/45° ACB steel bearings, w/15mm top cap for 47mm/52mm OD head tube	<b>RIM/WHEELSET</b>	Fulcrum Racing 818 disc brake Aluminium C19 2WF-R Tubeless ready 622x19c, hub alloy J-type, sleeve joint rim, height 34mm, 24 spokes steel ED black round , bearing standard industrial, thru axle, center lock AFS, front HH12 - rear HH12/142, XDR
<b>FORK</b>	Bianchi Full Carbon 1.4">1.1/8" integrated head, Disc brake flat mount, thru axle 12x100mm	<b>TIRE</b>	Vittoria Rubino IV 700x28, 60TPI, Folding, G2.0Graphene, black
<b>SHIFTER</b>	Sram RIVAL ETAP AXS D1 Hydraulic Disc Brake	<b>STEM</b>	Reparto Corse ST199A 3D Forged alloy 6061, raise +/- 6°, height 38mm, Oversize, 1.1/8",Ext: 70mm-44cm, 90mm-47/50cm, 100mm-53cm,110mm-55/57cm
<b>REAR DERAILLEUR</b>	Sram RIVAL ETAP AXS D1 MAX 36T	<b>HANDLEBAR</b>	Reparto Corse 3RA83A Aero Compact, alloy 6061 diam. 31,8mm, reach 74mm, drop 116mm, Size: 400mm-47/53cm, 420mm-55/59cm, 440mm-61cm
<b>FRONT DERAILLEUR</b>	Sram RIVAL ETAP AXS D1 BRAZE	<b>GRIP / TAPE</b>	La Spirale Ribbon cork w/carbon look plugs w/ Bianchi logo
<b>BATTERY / MOUNT</b>	Sram eTap EP Powerpack, 2 batteries	<b>SEATPOST</b>	Reparto Corse Full Carbon Aero special dimension, special Clamp type with alloy head adjustable and reversible +/- 35mm, length: 250mm-44, 300mm-47/50, 350mm-53/61, EL271 alloy 6061 clamp
<b>CHARGER / PWR CABLE</b>	Included w/battery	<b>SADDLE</b>	Selle Royal Seta S1, 1285 URN, steel rails, length/ wide 278x144mm
<b>CRANKSET</b>	Sram RIVAL D1 DUB 165 - 170 - 172,5 - 175, 46/33, Crank Length: 165mm-44cm; 170mm-47/54cm, 172,5mm-55/59cm, 175mm-61cm		
<b>BOTTOM BRACKET</b>	Sram PressFit Road 86,5x41mm		
<b>CHAIN</b>	Sram RIVAL D1 12SP		

ARIA | ULTEGRA 11 SP | YRB9D



<b>COLOR</b>	5K: CK16/ Black Full Glossy PX: Summertime dream/Black Full Glossy
<b>FRAME</b>	Aria Disc carbon, mechanical/electronic shifting compatible, PressFit 86,5x41mm BB, head tube 1.4"-1.1/8", integrated seat clamp, full carbon dropout, flat mount, thru axle 12x142mm, sizes 44-47-50-53-55-57-59-61cm
<b>SEATPOST CLAMP</b>	included in the frame
<b>HEADSET</b>	Fsa Orbit C-33, NO.44E, 1.1/8">1.14", 45°/45° ACB steel bearings, w/15mm top cap for 47mm/52mm OD head tube
<b>FORK</b>	Bianchi Full Carbon 1.4">1.1/8" integrated head, Disc brake flat mount, thru axle 12x100mm
<b>SHIFTER</b>	Shimano Ultegra ST-R8020 2x11sp, Shimano ST-R8025 smaller lever size only for frame sizes 44-47-50-53cm
<b>REAR DERAILLEUR</b>	Shimano Ultegra RD-R8000 SS 11sp, top normal shadow design, direct attachment, Max 25-30T for double
<b>FRONT DERAILLEUR</b>	Shimano Ultegra FD-R8000, down swing, brazed-on type, 61-66°, max chainring 46/53T, CL: 43,5mm
<b>CRANKSET</b>	Shimano Ultegra FC-R8000 50x34T, Hollowtech II, Crank Length: 165mm-44cm, 170mm-47/53cm, 172.5mm-55/59cm, 175mm-61cm
<b>BOTTOM BRACKET</b>	Shimano SM-BB72-41B, PressFit
<b>CHAIN</b>	Kmc X11-1 EPT finish, 11sp

<b>CASSETTE / FREEWHEEL</b>	Shimano 105 CS-R7000 11sp, 11-12-13-14-15-17-19-21-24-27-30T
<b>BRAKE</b>	Shimano BR-R8070 Hydraulic disc brake, flat mount calipers
<b>BRAKE LEVER</b>	included w/shifters
<b>DISC ROTOR</b>	Shimano SM-RT800 Center Lock, diam. 160mm
<b>RIM/WHEELSET</b>	Fulcrum Racing 818 disc brake, aluminium C19 2WF-R Tubeless ready rims 622x19c, 34mm profile, thru axle front 12x100mm- rear 12x142mm, center lock AFS
<b>TIRE</b>	Vittoria Rubino IV 700x28, 60TPI, Folding, G2.0Graphene, black
<b>STEM</b>	Reparto Corse ST199A 3D Forged alloy 6061, raise +/- 6°, height 38mm, Oversize, 1.1/8", Ext: 70mm-44cm, 90mm-47/50cm, 100mm-53cm, 110mm-55/57cm
<b>HANDLEBAR</b>	Reparto Corse 3RA83A Aero Compact, alloy 6061 diam. 31,8mm, reach 74mm, drop 116mm, Size: 400mm-47/53cm, 420mm-55/59cm, 440mm-61cm
<b>GRIP / TAPE</b>	La Spirale Ribbon cork w/carbon look plugs w/ Bianchi logo
<b>SEATPOST</b>	Reparto Corse Full Carbon Aero special dimension, special Clamp type with alloy head adjustable and reversible +/- 35mm, lenght: 250mm-44, 300mm-47/50, 350mm-53/61, EL271 alloy 6061 clamp
<b>SADDLE</b>	Selle Royal Seta S1, 1285 URN, steel rails, lenght/ wide 278x144mm

ARIA | 105 11 SP | YRB8D



<b>COLOR</b>	5K: CK16/ Black Full Glossy 2R: Black/ Brillant Graphite Full Glossy	<b>CASSETTE / FREEWHEEL</b>	Shimano 105 CS-R7000 11sp, 11-12-13-14-15-17-19-21-24-27-30T
<b>FRAME</b>	Aria Disc carbon, mechanical/electronic shifting compatible, PressFit 86,5x41mm BB, head tube 1.4"-1.1/8", integrated seat clamp, full carbon dropout, flat mount, thru axle 12x142mm, sizes 44-47-50-53-55-57-59-61cm	<b>BRAKE</b>	Shimano BR-RS505, flat mount, hydraulic disc brake
<b>SEATPOST CLAMP</b>	included in the frame	<b>BRAKE LEVER</b>	included w/shifters
<b>HEADSET</b>	Fsa Orbit C-33, NO.44E, 1.1/8">1.14", 45°/45° ACB steel bearings, w/15mm top cap for 47mm/52mm OD head tube	<b>DISC ROTOR</b>	Shimano SM-RT70, Center Lock, with Ice Technology, diam. 160mm
<b>FORK</b>	Bianchi Full Carbon 1.4">1.1/8" integrated head, Disc brake flat mount, thru axle 12x100mm	<b>RIM/WHEELSET</b>	Fulcrum Racing 818 disc brake, aluminium C19 2WF-R Tubeless ready rims 622x19c, 34mm profile, thru axle front 12x100mm- rear 12x142mm, center lock AFS
<b>SHIFTER</b>	Shimano 105 ST-R7020 2x11sp, Hydraulic disc brake, Shimano 105 ST-R7025 2x11sp smaller lever size for sizes 47/53cm	<b>TIRE</b>	Vittoria Zaffiro Pro V 700x28c, 26TPI, G2.0, Folding, black
<b>REAR DERAILLEUR</b>	Shimano RD-R7000, 105, SS 11-speed, top normal shadow design, direct attachment	<b>STEM</b>	Reparto Corse ST199A 3D Forged alloy 6061, raise +/- 6°, height 38mm, Oversize, 1.1/8", Ext: 70mm-44cm, 90mm-47/50cm, 100mm-53cm, 110mm-55/57cm
<b>FRONT DERAILLEUR</b>	Shimano 105 FD-R7000-L, down-swing, brazed ontype, 61-66°, for 46/53T CL 43.5mm	<b>HANDLEBAR</b>	Reparto Corse 3RA83A Aero Compact, alloy 6061 diam. 31,8mm, reach 74mm, drop 116mm, Size: 400mm-47/53cm, 420mm-55/59cm, 440mm-61cm
<b>CRANKSET</b>	Shimano 105 FC-R7000 50x34T, Hollowtech II, crank length: 165mm-44cm, 170mm-47/53cm, 172.5mm-55/59cm, 175mm-61cm	<b>GRIP / TAPE</b>	La Spirale Ribbon cork w/carbon look plug w/ Bianchi logo
<b>BOTTOM BRACKET</b>	Shimano SM-BB72-41B, PressFit	<b>SEATPOST</b>	Reparto Corse Full Carbon Aero special dimension, special Clamp type with alloy head adjustable and reversible +/- 35mm, lenght: 250mm-44, 300mm-47/50, 350mm-53/61, EL271 alloy 6061 clamp
<b>CHAIN</b>	Kmc X11-1 EPT finish, 11sp	<b>SADDLE</b>	Selle Royal Seta S1, 1285 URN, steel rails, lenght/ wide 278x144mm

# ENDURANCE

INFINITO  
INFINITO XE  
VIA NIRONE 7



# INFINITO

The best high-end endurance road disc bike. Infinito provides less muscle fatigue and more control thanks to the specific tuning process of the Bianchi CV vibration cancelling system.

## KEY FEATURES

- Bianchi CV Engineered
- Endurance geometry
- Aero, full-carbon fork
- Fork weight 390g
- 1.1/8 -1.5in taper steerer
- 12x100mm thru-axle drop outs
- Disc brake system with thru axle (140 o 160mm)
- 32mm tubular/clincher compatible
- Vision Metron 5D handlebar compatible
- 7 Sizes: 47-50-53-55-57-59-61cm

## DESIGNED FOR

Granfondo and long distance sportive riders.  
For those who love to spend many hours on the saddle.

## RIDING CONDITIONS CLASSIFICATIONS



1\_Riding on paved roads

## COURSE/TERRAIN

ROAD

MIXED

TRAIL

CITY

## ACTIVITY

RACE

TRAINING

DAILY USE


## HOW DOES IT RIDES

DESIGN

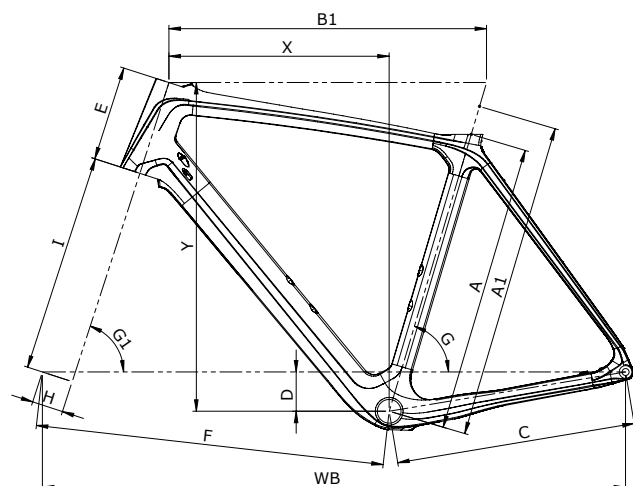
COMFORT

PERFORMANCE

LIGHTWEIGHT



## GEOMETRY



## MIS-SLP


A1	A	B1	C	D	E	F	G	GI	H	I	X	Y	WB
470	420	515	415	68	120	581	74.5°	70.5°	43	375	370	521	966
500	450	525	415	68	135	583	74.5°	71.5°	43	375	375	539	988
530	480	535	415	68	150	588	74°	71.5°	43	375	376	553	993
550	500	550	415	68	165	593	73.5°	72°	43	375	381	569	999
570	520	560	415	68	180	599	73.5°	72.5°	43	375	386	585	1004
590	540	575	420	68	195	608	73°	72.5°	43	375	392	599	1018
610	560	585	420	68	210	612	72.5°	72.5°	43	375	392	614	1023

# INTEGRATED CARBON SEATPOST

The Infinito has been engineered to be more aero by using a new integrated-look carbon seatpost.



## NEW COLOURS AND GRAPHICS



LARGE VOLUME  
TYRES -  
UP TO **32mm**

High-volume tyres add extra grip, comfort and control, without affecting rolling efficiency, or speed.

# INFINITO | ULTEGRA Di2 12SP | YRBZ5



THE IMAGE SHOWN IS INDICATIVE ONLY. Components and graphic details may differ from the actual model.

<b>COLOR</b>	IC: CK16/Dark Turquoise Full Glossy IB: Soft Black/Black Full Matt	<b>BRAKE</b>	Shimano Hydraulic disc brake, included in the shifter
<b>FRAME</b>	INFINITO Carbon-CV, Disc Brake, Mechanical/Electronic Di2/EPS, TC19, compatible with 32" tire, BBset pressfit 86,5x41, rear dropout 12 x 142mm thru axle, sizes 47-50-53-55-57-59-61cm	<b>BRAKE LEVER</b>	included w/shifters
<b>BOLTS / HARDWARE</b>	AL7075-T6 large button head bolts, Torx M5*14mm x 4pcs, Celeste w/Bianchi logo	<b>DISC ROTOR</b>	Shimano RT-MT800 center lock type w/Ice Tech, 160mm front rear
<b>SEATPOST CLAMP</b>	included in the frame	<b>RIM/WHEELSET</b>	Fulcrum Racing 400 disc brake R400 aluminium asymmetric 622x19c, hub alloy, 2 WAY FIT tubeless ready, Height 34mm, 24 straight pull steel spokes, bearing standard industrial, front hub 12mm x 100mm - rear hub 12mm x 142mm, thru axle, center lock AFS, HG11
<b>HEADSET</b>	Fsa NO.42/47CF/ACB/5D, ACB bearings 1.1/8" Top, 1.5" Btm, w/UD Carbon top cap (for 47/56mm Head Tube), stack height 11,8mm	<b>TIRE</b>	Pirelli P7, 700 x 28c, 60TPI, Nylon breaker, Folding
<b>FORK</b>	Bianchi Full Carbon w/Bianchi CV, Disc, thru axle 12x100mm, Flat Mount caliper, 32" tire compatible	<b>STEM</b>	Reparto Corse, 3D Forged alloy 6061, raise +/- 7°, height 38mm, Oversize, 1.1/8", 1 piece alloy faceplate 6061, Ext: 70mm-47cm, 90mm-50cm, 100mm-53cm, 110mm-55cm, 120mm-57/61cm
<b>SHIFTER</b>	Ultegra Di2 hydraulic disc brake for road	<b>HANDLEBAR</b>	Reparto Corse Compact Flat Top, alloy 2014 diam. 31,8mm, reach 80mm, drop 130mm, Size: 400mm-47/50cm, 420mm-53/57cm, 440mm-59/61cm
<b>REAR DERAILLEUR</b>	Shimano Ultegra Di2 12sp	<b>GRIP / TAPE</b>	Black soft Microfiber tapes+EVA-139 Shockproof 200*3cm with 4 line hole Black/Celeste color and VLP-56 BK plug Black soft Microfiber tapes+EVA-139 Shockproof 200*3cm with 4 line hole Black color and VLP-56 BK plug
<b>FRONT DERAILLEUR</b>	Shimano Ultegra Di2 12 sp	<b>SEATPOST</b>	Reparto Corse Full Carbon special dimension; special Clamp type with alloy head adjustable and reversible +/- 35mm; length: 350mm-47/57cm, 380mm-59/61cm, Setback (25mm/+10mm), EL271 alloy 6061 clamp
<b>ELECTRIC CABLE</b>	Shimano Electric wire, EW-SD300, for external routing, 500mm (FD) Electric wire, Shimano EW-SD300, for external routing, 1200mm (RD)	<b>SADDLE</b>	Fi'zi:k Argo Tempo R5, nylon carbon reinforced shell w/WingFlex, rail S alloy, 260x150mm
<b>CHARGER / PWR CABLE</b>	Shimano Charging cable, EW-EC300, 1700mm		
<b>CRANKSET</b>	Shimano Ultegra Crank Length: 165mm-44cm, 170mm-47/54cm, 172.5mm-55/59cm, 175mm-61cm		
<b>BOTTOM BRACKET</b>	Shimano SM-BB72-41B, PressFit		
<b>CHAIN</b>	Shimano Ultegra		
<b>CASSETTE / FREEWHEEL</b>	Shimano Ultegra 11-32T		

INFINITO | RIVAL ETAP AXS 12 SP | YRB50



<b>COLOR</b>	IC: CK16/Dark Turquoise Full Glossy	<b>BRAKE</b>	included w/shifters
<b>FRAME</b>	INFINITO Carbon-CV, Disc Brake, Mechanical/Electronic Di2/EPS, TC19, compatible with 32" tire, BBset pressfit 86,5x41, rear dropout 12 x 142mm thru axle, sizes 47-50-53-55-57-59-61cm	<b>DISC ROTOR</b>	Sram centerline Road diam. 160mm
<b>BOLTS / HARDWARE</b>	AL7075-T6 large button head bolts, Torx M5*14mm x 4pcs, Celeste w/Bianchi logo	<b>RIM/WHEELSET</b>	Fulcrum Racing 818 disc brake Aluminium C19 2WF-R Tubeless ready 622x19c, hub alloy J-type, sleeve joint rim, height 34mm, 24 spokes steel ED black round , bearing standard industrial, thru axle, center lock AFS, front HH12 - rear HH12/142, XDR
<b>SEATPOST CLAMP</b>	included in the frame	<b>TIRE</b>	Pirelli P7, 700 x 28c, 60TPI, Nylon breaker, Folding
<b>HEADSET</b>	Fsa NO.42/47CF/ACB/5D, ACB bearings 1.1/8" Top, 1.5" Btm, w/UD Carbon top cap (for 47/56mm Head Tube), stack height 11,8mm	<b>STEM</b>	Reparto Corse ST236A, 3D Forged alloy 6061, raise +/- 7°, height 38mm, Oversize, 1.1/8", 1 piece alloy faceplate 6061, Ext: 70mm-47cm, 90mm-50cm, 100mm-53cm, 110mm-55cm, 120mm-57/61cm
<b>FORK</b>	Bianchi Full Carbon w/Bianchi CV, Disc, thru axle 12x100mm, Flat Mount caliper, 32" tire compatible	<b>HANDLEBAR</b>	Reparto Corse JD-RA35A.2 Compact Flat Top, alloy 2014 diam. 31,8mm, reach 80mm, drop 130mm, Size: 400mm-47/50cm , 420mm-53/57cm, 440mm-59/61cm
<b>SHIFTER</b>	Sram RIVAL ETAP AXS D1 Hydraulic Disc Brake	<b>GRIP / TAPE</b>	Black soft Microfiber tapes+EVA-139 Shockproof 200*3cm with 4 line hole Black/Celeste color and VLP-56 BK plugBlack soft Microfiber tapes+EVA-139 Shockproof 200*3cm with 4 line hole Black color and VLP-56 BK plug
<b>REAR DERAILLEUR</b>	Sram RIVAL ETAP AXS D1 MAX 36T	<b>SEATPOST</b>	Reparto Corse Full Carbon special dimension; special Clamp type with alloy head adjustable and reversible +/- 35mm; lenght: 350mm-47/57cm, 380mm-59/61cm, Setback (25mm/+10mm), EL271 alloy 6061 clamp
<b>FRONT DERAILLEUR</b>	Sram RIVAL ETAP AXS D1 BRAZE	<b>SADDLE</b>	Fi'zi:k Argo Tempo R5, nylon carbon reinforced shell w/WingFlex, rail S alloy, 260x150mm
<b>BATTERY / MOUNT</b>	Sram eTap EP Powerpack, 2 batteries		
<b>CHARGER / PWR CABLE</b>	Included w/battery		
<b>CRANKSET</b>	Sram RIVAL D1 DUB 170 - 172,5 - 175, 46/33, Crank Length: 170mm-47/54cm, 172.5mm-55/59cm, 175mm-61cm		
<b>BOTTOM BRACKET</b>	Sram PressFit Road 86,5x41mm		
<b>CHAIN</b>	Sram RIVAL D1 12SP		
<b>CASSETTE / FREEWHEEL</b>	Sram CS XG 1250 D1 10-36T		

INFINITO | ULTEGRA 11 SP | YRB54



<b>COLOR</b>	IC:CK16/Dark Turquoise Full Glossy IB: Soft Black/Black Full Matt
<b>FRAME</b>	INFINITO Carbon-CV, Disc Brake, Mechanical/ Electronic Di2/EPS, TC19, compatible with 32" tire, BBset pressfit 86,5x41, rear dropout 12 x 142mm thru axle, sizes 47-50-53-55-57-59-61cm
<b>BOLTS / HARDWARE</b>	AL7075-T6 large button head bolts, Torx M5*14mm x 4pcs, Celeste w/Bianchi logo
<b>SEATPOST CLAMP</b>	included in the frame
<b>HEADSET</b>	Fsa NO.42/47CF/ACB/5D, ACB bearings 1.1/8" Top, 1.5" Btm, w/UD Carbon top cap (for 47/56mm Head Tube), stack height 11,8mm
<b>FORK</b>	Bianchi Full Carbon w/Bianchi CV, Disc, thru axle 12x100mm, Flat Mount caliper, 32" tire compatible
<b>SHIFTER</b>	Shimano Ultegra ST-R8020 2x11sp, hydraulic discbrake, Shimano Ultegra ST-R8025 2x11sp, smallerlever size for sizes 47/53cm
<b>REAR DERAILLEUR</b>	Shimano Ultegra RD-R8000 GS 11sp, top normal shadow design, direct attachment, compatible with low gear 28-34T
<b>FRONT DERAILLEUR</b>	Shimano Ultegra FD-R8000, down swing, brazed- on type, 61-66°, max chainring 46/53T, CL: 43,5mm
<b>CRANKSET</b>	Shimano Ultegra FC-R8000 50x34T, Hollowtech II, Crank Length: 170mm-47/53cm, 172.5mm- 55/59cm, 175mm-61cm
<b>BOTTOM BRACKET</b>	Shimano SM-BB72-41B, PressFit
<b>CHAIN</b>	Shimano Ultegra CN-HG701-11, for 11-speed, w/o end pin, w/ampoule type connect pin X1

<b>CASSETTE / FREEWHEEL</b>	Shimano Ultegra CS-R8000 11sp, 11-12-13-14-16- 18-20-22-25-28-32T
<b>BRAKE</b>	Shimano BR-R8070 Hydraulic disc brake, flat mount calipers
<b>BRAKE LEVER</b>	included w/shifters
<b>DISC ROTOR</b>	Shimano SM-RT800 Center Lock, diam. 160mm
<b>RIM/WHEELSET</b>	Vision Trimax 30 disc brake, 700X19c rims, thru axle front 12x100mm - rear 12x142mm
<b>TIRE</b>	Pirelli P7, 700 x 28c, 60TPI, Nylon breaker, Folding
<b>STEM</b>	Reparto Corse ST236A, 3D Forged alloy 6061, raise +/- 7°, height 38mm, Oversize, 1.1/8", 1 piece alloy faceplate 6061, Ext: 70mm-47cm, 90mm-50cm, 100mm-53cm, 110mm-55cm, 120mm-57/61cm
<b>HANDLEBAR</b>	Reparto Corse JD-RA35A.2 Compact Flat Top, alloy 2014 diam. 31,8mm, reach 80mm, drop 130mm, Size: 400mm-47/50cm , 420mm-53/57cm, 440mm- 59/61cm
<b>GRIP / TAPE</b>	Black soft Microfiber tapes+EVA-139 Shockproof 200*3cm with 4 line hole Black/Celeste color and VLP-56 BK plugBlack soft Microfiber tapes+EVA-139 Shockproof 200*3cm with 4 line hole Black color and VLP-56 BK plug
<b>SEATPOST</b>	Reparto Corse Full Carbon special dimension; special Clamp type with alloy head adjustable and reversible +/- 35mm; lenght: 350mm-47/57cm, 380mm-59/61cm, Setback (25mm/+10mm), EL271 alloy 6061 clamp
<b>SADDLE</b>	Fi'zi:k Argo Tempo R5, nylon carbon reinforced shell w/WingFlex, rail S alloy, 260x150mm

INFINITO | FRAMESET | XRB24



<b>COLOR</b>	IC:CK16/Dark Turquoise Full Glossy	<b>HEADSET</b>	Fsa NO.42/47CF/ACB/5D, ACB bearings 1.1/8" Top, 1.5" Btm, w/UD Carbon top cap (for 47/56mm Head Tube), stack height 11,8mm
<b>FRAME</b>	INFINITO Carbon-CV, Disc Brake, Mechanical/Electronic Di2/EPS, TC19, compatible with 32" tire, BBset pressfit 86,5x41, rear dropout 12x142mm thru axle, sizes 44-47-50-53-55-57-59-61cm	<b>FORK</b>	Bianchi Full Carbon w/Bianchi CV, Disc, thru axle 12x100mm, Flat Mount caliper, 32" tire compatible
<b>BOLTS / HARDWARE</b>	AL7075-T6 large button head bolts, Torx M5*14mm x 4pcs, Celeste w/Bianchi logo	<b>SEATPOST</b>	Reparto Corse Full Carbon special dimension; special Clamp type with alloy head adjustable and reversible +/- 35mm; lenght: 350mm-47/57cm, 380mm-59/61cm, Setback (25mm/+10mm), EL271 alloy 6061 clamp

# INFINITO XE

With Infinito XE, Bianchi extends the availability of the Infinito family. Perfect for the granfondo rider who is still deadly serious about performance and aesthetics.

## KEY FEATURES

- Full carbon frame with endurance geometry
- Thru axles both front (12x100mm) and rear (12x142mm)
- Dedicated alloy stem and spacers for a better head tube connection
- Dedicated alloy seatpost with integrated look
- Chain stays length: 415mm (47/57cm), 420mm (59/61cm)
- 1.1/8" to 1.5" head tube - 86.5x41mm BBset
- Mechanic and electronic shifting compatible
- Flat mount calipers and thru axle 12x100mm - 12x142mm
- Weight: 1.100g
- Tire size: up to 700x32
- Tyre width compatibility up to 32mm
- 7 sizes: 47, 50, 53, 55, 57, 59 and 61cm

## DESIGNED FOR

Endurance cyclists, less extreme riders of granfondos and sportives.

## RIDING CONDITIONS CLASSIFICATIONS



1\_Riding on paved roads

## COURSE/TERRAIN

ROAD

MIXED

TRAIL

CITY

## ACTIVITY

RACE

TRAINING

DAILY USE

## HOW DOES IT RIDES

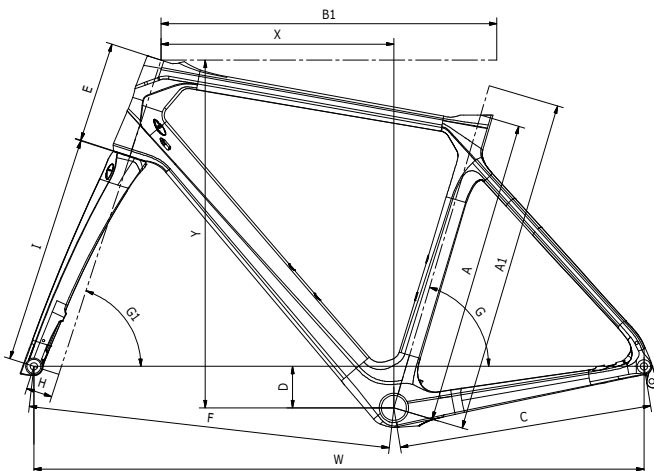
DESIGN

COMFORT

PERFORMANCE

LIGHTWEIGHT

## GEOMETRY



### MIS-SLP

A1	A	B1	C	D	E	F	G	G1	H	I	X	Y	WB
470	420	515	415	68	120	581	74.5°	70.5°	43	375	370	521	966
500	450	525	415	68	135	583	74.5°	71.5°	43	375	375	539	988
530	480	535	415	68	150	588	74°	71.5°	43	375	376	553	993
550	500	550	415	68	165	593	73.5°	72°	43	375	381	569	999
570	520	560	415	68	180	599	73.5°	72.5°	43	375	386	585	1004
590	540	575	420	68	195	608	73°	72.5°	43	375	392	599	1018
610	560	585	420	68	210	612	72.5°	72.5°	43	375	392	614	1023





## CLEAN FRAME DESIGN

The clean lines of the bike are maintained with all hydraulic cables routed internally and the dedicated alloy seatpost has been developed for the ultimate streamlined, integrated look.

IMPROVED  
COCKPIT  
INTEGRATION



INFINITO XE | RIVAL ETAP AXS 12SP | YRB5D



<b>COLOR</b>	5K - CK16/ Black Full Glossy, 5H - UD Carbon/graphite Full Glossy	<b>CASSETTE / FREEWHEEL</b>	Sram CS XG 1250 D1 10-36T
<b>FRAME</b>	Infinito Disc carbon, tapered HT 1.1/8" - 1.5", Mechanical/Electronic Di2 shifting compatible, compatible with 32" tire, PressFit 86,5x41mm BBset, thru axle 12x142mm, sizes 47-50-53-55-57-59-61cm	<b>BRAKE</b>	included w/shifters
<b>SEATPOST CLAMP</b>	included in the frame	<b>DISC ROTOR</b>	Sram centerline Road diam. 160mm
<b>HEADSET</b>	Fsa NO.42/47CF/ACB/5D, ACB bearings 1.1/8" Top, 1.5" Btm, w/UD Carbon top cap (for 47/56mm Head Tube), stack height 11,8mm	<b>RIM/WHEELSET</b>	Fulcrum Racing 818 disc brake Aluminium C19 2WF-R Tubeless ready 622x19c, hub alloy J-type, sleeve joint rim, height 34mm, 24 spokes steel ED black round , bearing standard industrial, thru axle, center lock AFS, front HH12 - rear HH12/142, XDR
<b>FORK</b>	Bianchi Full Carbon Disc, 1.5" head, thru axle 12x100mm, compatible with 32" tires	<b>TIRE</b>	Vittoria Zaffiro Pro V 700x28c, 26TPI, G2.0, Folding, black
<b>SHIFTER</b>	Sram RIVAL ETAP AXS D1 Hydraulic Disc Brake	<b>STEM</b>	Velomann, 3D Forged alloy 6061, raise +/- 7°, height 38mm, Oversize, 1.1/8", 1 piece alloy faceplate 6061, Ext: 70mm-47cm, 90mm-50cm, 100mm-53cm, 110mm-55cm, 120mm-57cm/61cm
<b>REAR DERAILLEUR</b>	Sram RIVAL ETAP AXS D1 MAX 36T	<b>HANDLEBAR</b>	Velomann Compact, Flat Top, alloy 6061 diam. 31,8mm, reach 80mm, drop 130mm, Size: 400mm-44/53cm, 420mm-55/59cm, 440mm-61cm
<b>FRONT DERAILLEUR</b>	Sram RIVAL ETAP AXS D1 BRAZE	<b>GRIP / TAPE</b>	La Spirale Ribbon cork w/carbon look plug w/ Bianchi logo
<b>BATTERY / MOUNT</b>	Sram eTap EP Powerpack, 2 batteries	<b>SEATPOST</b>	Velomann, alloy shaft 2014, head alloy 6061, hardwares: Steel, Setback 25mm, size: 350mm-47/57cm; 380mm-59/61cm
<b>CHARGER / PWR CABLE</b>	Included w/battery	<b>SADDLE</b>	Velomann 1966 rail steel black, open, cover PU, lenght/wide 250x148mm
<b>CRANKSET</b>	Sram RIVAL D1 DUB 170 - 172,5 - 175, 46/33, Crank Length: 170mm-47/54cm, 172.5mm-55/59cm, 175mm-61cm		
<b>BOTTOM BRACKET</b>	Sram PressFit Road 86,5x41mm		
<b>CHAIN</b>	Sram RIVAL D1 12SP		

INFINITO XE | ULTEGRA 11SP | YRB6D



<b>COLOR</b>	5K - CK16/ Black Full Glossy, 5H - UD Carbon/graphite Full Glossy
<b>FRAME</b>	Infinito Disc carbon, tapered HT 1.1/8" - 1.5", Mechanical/Electronic Di2 shifting compatible, compatible with 32" tire, PressFit 86,5x41mm BBset, thru axle 12x142mm, sizes 47-50-53-55-57-59-61cm
<b>SEATPOST CLAMP</b>	included in the frame
<b>HEADSET</b>	Fsa NO.42/47CF/ACB/5D, ACB bearings 1.1/8" Top, 1.5" Btm, w/UD Carbon top cap (for 47/56mm Head Tube), stack height 11,8mm
<b>FORK</b>	Bianchi Full Carbon Disc, 1.5" head, thru axle 12x100mm, compatible with 32" tires
<b>SHIFTER</b>	Shimano Ultegra ST-R8020 2x11sp, hydraulic discbrake, Shimano Ultegra ST-R8025 2x11sp, smallerlever size for sizes 47/53cm
<b>REAR DERAILLEUR</b>	Shimano Ultegra RD-R8000 GS 11sp, top normal shadow design, direct attachment, compatible with low gear 28-34T
<b>FRONT DERAILLEUR</b>	Shimano Ultegra FD-R8000, down swing, brazed-on type, 61-66°, max chainring 46/53T, CL: 43,5mm
<b>CRANKSET</b>	Shimano Ultegra FC-R8000 50x34T, Crank Length: 165mm-44cm, 170mm-47/53cm, 172.5mm-55/59cm, 175mm-61cm
<b>BOTTOM BRACKET</b>	Shimano SM-BB71-41B
<b>CHAIN</b>	Shimano Ultegra CN-HG701-11, for 11-speed, w/o end pin, w/ampoule type connect pin X1

<b>CASSETTE / FREEWHEEL</b>	Shimano Ultegra CS-R8000 11sp, 11-12-13-14-16-18-20-22-25-28-32T
<b>BRAKE</b>	Shimano BR-R8070 Hydraulic disc brake, flat mount calipers
<b>BRAKE LEVER</b>	included w/shifters
<b>DISC ROTOR</b>	Shimano SM-RT800 Center Lock, diam. 160mm
<b>RIM/WHEELSET</b>	Fulcrum Racing 918 DB, 2WF-R C19, thru axle front 12x100mm - rear 12x142mm
<b>TIRE</b>	Vittoria Zaffiro Pro V 700x28c, 26TPI, G2.0, Folding, black
<b>STEM</b>	Velomann ST236A, 3D Forged alloy 6061, raise +/- 7°, height 38mm, Oversize, 1.1/8", 1 piece alloy faceplate 6061, Ext: 70mm-47cm, 90mm-50cm, 100mm-53cm, 110mm-55cm, 120mm-57cm/61cm
<b>HANDLEBAR</b>	Velomann RA35A Compact, Flat Top, alloy 6061 diam. 31,8mm, reach 80mm, drop 130mm, Size: 400mm-44/53cm, 420mm-55/59cm, 440mm-61cm
<b>GRIP / TAPE</b>	La Spirale Ribbon cork w/carbon look plug w/ Bianchi logo
<b>SEATPOST</b>	Velomann SP155T.2, alloy shaft 2014, head alloy 6061, hardwares: Steel, Setback 25mm, size: 350mm-47/57cm; 380mm-59/61cm
<b>SADDLE</b>	Velomann 1966 rail steel black, open, cover PU, lenght/wide 250x148mm

INFINITO XE | 105 11SP | YRB7D



<b>COLOR</b>	5K - CK16/ Black Full Glossy, 5H - UD Carbon/graphite Full Glossy
<b>FRAME</b>	Infinito Disc carbon, tapered HT 1.1/8" - 1.5", Mechanical/Electronic Di2 shifting compatible, compatible with 32" tire, PressFit 86,5x41mm BBset, thru axle 12x142mm, sizes 47-50-53-55-57-59-61cm
<b>SEATPOST CLAMP</b>	included in the frame
<b>HEADSET</b>	Fsa NO.42/47CF/ACB/5D, ACB bearings 1.1/8" Top, 1.5" Btm, w/UD Carbon top cap (for 47/56mm Head Tube), stack height 11,8mm
<b>FORK</b>	Bianchi Full Carbon Disc, 1.5" head, thru axle 12x100mm, compatible with 32" tires
<b>SHIFTER</b>	Shimano 105 ST-R7020 2x11sp, Hydraulic disc brake, Shimano 105 ST-R7025 2x11sp smaller lever size for sizes 47/53cm
<b>REAR DERAILLEUR</b>	Shimano 105 RD-R7000 GS 11sp, top normalshadow design, direct attachment
<b>FRONT DERAILLEUR</b>	Shimano 105 FD-R7000-L, down-swing, brazed ontype, 61-66°, for 46/53T CL 43.5mm
<b>CRANKSET</b>	Shimano 105 FC-R7000 50x34T, Hollowtech II, Crank Length: 170mm-47/53cm, 172.5mm-55/59cm, 175mm-61cm
<b>BOTTOM BRACKET</b>	Shimano SM-BB71-41B
<b>CHAIN</b>	Kmc X11-1 EPT finish, 11sp

<b>CASSETTE / FREEWHEEL</b>	Shimano 105 CS-R7000, 11-12-13-14-16-18-20-22-25-28-32T
<b>BRAKE</b>	Shimano BR-RS505, flat mount, hydraulic disc brake
<b>BRAKE LEVER</b>	included w/shifters
<b>DISC ROTOR</b>	Shimano SM-RT70, Center Lock, with Ice Technology, diam. 160mm
<b>RIM/WHEELSET</b>	Fulcrum Racing 918 DB, 2WF-R C19, thru axle front 12x100mm - rear 12x142mm
<b>TIRE</b>	Vittoria Zaffiro Pro V 700x28c, 26TPI, G2.0, Folding, black
<b>STEM</b>	Velomann ST236A, 3D Forged alloy 6061, raise +/- 7°, height 38mm, Oversize, 1.1/8", 1 piece alloy faceplate 6061, Ext: 70mm-47cm, 90mm-50cm, 100mm-53cm, 110mm-55cm, 120mm-57cm/61cm
<b>HANDLEBAR</b>	Velomann RA35A Compact, Flat Top, alloy 6061 diam. 31,8mm, reach 80mm, drop 130mm, Size: 400mm-44/53cm, 420mm-55/59cm, 440mm-61cm
<b>GRIP / TAPE</b>	La Spirale Ribbon cork w/carbon look plug w/ Bianchi logo
<b>SEATPOST</b>	Velomann SP155T.2, alloy shaft 2014, head alloy 6061, hardwares: Steel, Setback 25mm, size: 350mm-47/57cm; 380mm-59/61cm
<b>SADDLE</b>	Velomann 1966 rail steel black, open, cover PU, lenght/wide 250x148mm

# VIA NIRONE 7

Via Nirone 7 is where it all began for Bianchi – the address of Edoardo Bianchi's first workshop in Milan. Start your own cycling story with our entry-level aluminum bike, designed around the proven Bianchi endurance geometry. Hydroformed tubing with internal cable routing and a carbon fork make it the perfect first performance road bike.

## KEY FEATURES

- Aluminum triple butted hydroforming frame
- Endurance geometry
- Down tube and top tube shape
- Thru axle 12x100/142mm (YRB4C only)
- Compatible up to 700x35 tires (YRB4C only)
- Mudguards and carrier ready (YRB4C only)
- Internal cable routing
- Alu/Carbon fork with "straight/bent" blades and kevlar 1k
- Hydroformed frame
- 9 sizes available: 44-46- 50-53-55-57-59-61-63

## DESIGNED FOR

Passionate riders and cyclists aiming at their first sportive rides.

## RIDING CONDITIONS CLASSIFICATIONS



1\_Riding on paved roads

## COURSE/TERRAIN

ROAD

MIXED

TRAIL

CITY

## ACTIVITY

RACE

TRAINING

DAILY USE

## HOW DOES IT RIDES

DESIGN

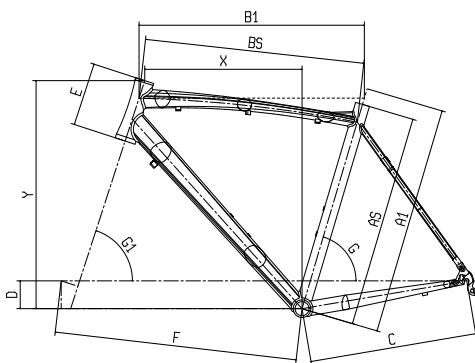
COMFORT

PERFORMANCE

LIGHTWEIGHT

## GEOMETRY

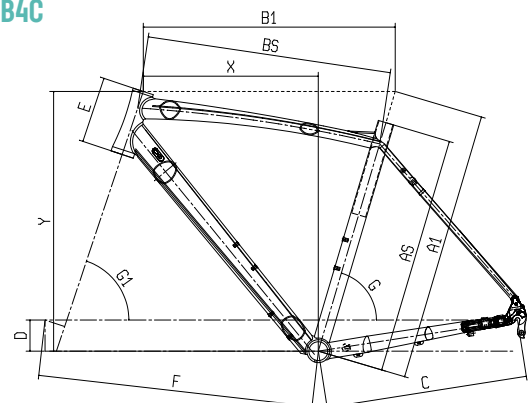
### YRBW7



### MIS-SLP

A1	AS	B1	BS	C	D	E	F	G	G1	Y	X
440	420	510	493	406	58	120	578	75°	70.5°	508	371
460	440	520	502	408	58	125	580	74.5°	71°	515	375
500	470	525	507	408	68	130	580	74.5	71.5°	531	376
530	500	535	519	408	68	145	585	74°	71.5°	546	377
550	520	550	534	410	68	155	592	73.5°	72°	557	384
570	540	560	544	410	68	175	602	73.5°	72°	576	388
590	560	575	559	410	68	185	607	73°	72.5°	587	395
610	580	585	568	412	68	210	612	72.5°	72.5°	611	392
630	600	595	578	412	68	220	617	72.5°	73°	622	399

### YRB4C



### MIS-SLP

A1	AS	B1	BS	C	D	E	F	G	G1	Y	X
470	450	515	499	437	68	120	588	74.5°	70°	538	355
500	470	525	509	437	68	125	589	74.5°	71°	546	374
530	500	535	514	440	68	130	590	74°	71.5°	553	377
550	520	550	534	440	68	145	600	73.5°	71.5°	567	382
570	540	560	544	440	68	155	605	73.5°	72°	578	389
590	560	575	558	443	68	175	614	73°	72°	597	392
610	580	585	566	443	68	185	615	72.5°	72.5°	609	393
630	600	595	578	443	68	210	624	72.5°	72.5°	632	396

# A NAME, THE STORY OF A LEGEND.

Via Nirone 7 is the address of the first Bianchi store and workshop in Milan.







VIA NIRONE 7 | 105 11SP | YRB4C



<b>COLOR</b>	ND: CK16/Titanium Silver Full Glossy N2: Serial Black/Titanium Silver Full Glossy	<b>BRAKE</b>	Shimano BR-RX400, hydraulic disc brake, flat mount calipers
<b>FRAME</b>	Via Nirone 7 Allroad alloy hydroforming tubing, internal cable, seatpost diam 31.6mm, Flat Mount disc brake, thru axle 12x142mm, compatible with 40mm tire, rack & fender ready, downtube underside bottlecage ready, sizes 47-50-53-55-57-59-61-63cm	<b>BRAKE LEVER</b>	included w/shifters
<b>SEATPOST CLAMP</b>	MX-112C Aluminium clamp, diam. 35mm	<b>DISC ROTOR</b>	Shimano SM-RT64, Center Lock, 160mm
<b>HEADSET</b>	Fsa NO.8B/ZS4D 1.1/8" semi-integrated lower part + integrated upper part, w/15mm Top cover for 46mm/50 OD head tube	<b>FRONT HUB</b>	Formula CL-712 road disc, alloy 32h, 2 sealed bearings, J-bend, Center Lock, thru axle 12x100mm
<b>FORK</b>	Bianchi Carbon Disc, 1.1/8", flat Mount caliper, thru axle 12x100mm	<b>REAR HUB</b>	Formula RXC-142S road disc, 4 sealed bearings, Center Lock, J-bend, thru axle 12x142mm
<b>SHIFTER</b>	Shimano 105 ST-R7020 2x11sp, Hydraulic disc brake, Shimano 105 ST-R7025 2x11sp smaller lever size for sizes 47/53cm	<b>RIM/WHEELSET</b>	Velomann disc 700c 622-21, profile 24mm, sleeve join, 32hole, tubeless ready, no eyelet
<b>REAR DERAILLEUR</b>	Shimano 105 RD-R7000 GS 11sp, top normalshadow design, direct attachment	<b>TIRE</b>	Vittoria Zaffiro V 32-622 rigid full black, 700x32c, Nylon 26 TPI
<b>FRONT DERAILLEUR</b>	Shimano FD-R7000-L, 105, for rear 11sp, down-swing, brazed-on type, 61-66°, for top gear:46-53T, CL :43.5mm, Clamp band adapter, SM-AD91, L-size(34.9mm)	<b>STEM</b>	Velomann Alloy 6061, raise +/- 7°, height 38mm, Oversize, 1.1/8", Ext: 70mm-47cm, 90mm-50/53cm, 100mm-55cm, 110mm-57/59cm, 120mm-61/63cm
<b>CRANKSET</b>	Shimano FC-RS510 50x34T, Crank Length: 170mm-44/53cm, 172.5mm-55/59cm, 175mm-60/63cm	<b>HANDLEBAR</b>	Velomann Compact, Flat Top, alloy 6061 diam. 31.8mm, reach 80mm, drop 130mm, Size: 400mm-44/53cm, 420mm-55/59cm, 440mm-61/63cm
<b>BOTTOM BRACKET</b>	Shimano SM-BBR60	<b>GRIP / TAPE</b>	Cork w/Bianchi logo
<b>CHAIN</b>	Kmc X11-1 EPT, 11sp, EPT finish	<b>SEATPOST</b>	Velomann SP02.1 Alloy shaft AL6061, alloy head, 15mm offset, 31.6mm, length: 350mm-47/63cm
<b>CASSETTE / FREEWHEEL</b>	Shimano CS-HG7000 11, 11-13-15-17-19-21-23-25-27-30-34T	<b>SADDLE</b>	Velomann 2302HRN, hole, steel rail, cover PU soft touch, length/wide 280x145mm

# VIA NIRONE 7 | 105 11SP | YRBW7



THE IMAGE SHOWN IS INDICATIVE ONLY. Components and graphic details may differ from the actual model.

<b>COLOR</b>	ND: CK16/Titanium Silver Full Glossy N2: Serial Black/Titanium Silver Full Glossy	<b>BRAKE</b>	Shimano BR-R561-L, front CS49, 27mm sunken nut, 27.5mm pivot bolt, shoes w/R55CT4, black Shimano BR-R561-L, rear CS49, 10.5mm sunken nut, 12.8mm pivot bolt, shoes w/R55CT4 black
<b>FRAME</b>	Via Nirone 7 alu, hydroforming tubing, internal cable routing, seatpost diam 31.6mm, sizes 44-46-50-53-55-57-59-61-63cm	<b>BRAKE LEVER</b>	included w/shifters
<b>SEATPOST CLAMP</b>	MX-112C Aluminium clamp, diam. 35mm	<b>RIM/WHEELSET</b>	Shimano WH-RS100
<b>HEADSET</b>	Fsa NO.8B/ZS4D 1.1/8" semi-integrated lower part + integrated upper part, w/15mm Top cover for 46mm/50 OD head tube	<b>TIRE</b>	Vittoria Zaffiro V 700x25, 25-622, 26TPI, rigid, black
<b>FORK</b>	Bianchi full carbon w/Kvid, 1.1/8"	<b>STEM</b>	Velomann, Alloy 6061, raise +/- 7°, height 38mm, 1.1/8", ext: 70mm-44/46cm, 90mm-50/53cm, 100mm-55cm, 110mm-57/59cm, 120mm-61/63cm
<b>SHIFTER</b>	Shimano 105 ST-R7000 2x11sp	<b>HANDLEBAR</b>	Velomann Compact, Flat Top, alloy 6061 diam. 31.8mm, reach 80mm, drop 130mm, Size: 400mm-44/53cm, 420mm-55/59cm, 440mm-61/63cm
<b>REAR DERAILLEUR</b>	Shimano 105 RD-R7000 GS 11sp, top normal shadow design, direct attachment	<b>GRIP / TAPE</b>	Cork w/Bianchi logo
<b>FRONT DERAILLEUR</b>	Shimano 105 FD-R7000-L, down-swing, 34.9mm band type, 61-66°, max chainring: 46-53T, CL:43.5mm, black	<b>SEATPOST</b>	Velomann Alloy shaft AL6061, alloy head, 15mm offset, 31.6mm, length: 300mm-44/46, 350mm-50/63cm
<b>CRANKSET</b>	Shimano FC-RS510 50x34T, Crank Length: 170mm-44/53cm, 172.5mm-55/59cm, 175mm-60/63cm	<b>SADDLE</b>	Selle Royal Velomann, steel rail, cover PVC, length/wide 280x145mm
<b>BOTTOM BRACKET</b>	Shimano SM-BBR60		
<b>CHAIN</b>	Kmc X11-1 EPT finish, 11sp		
<b>CASSETTE / FREEWHEEL</b>	Shimano 105 CS-R7000, 11-12-13-14-16-18-20-22-25-28-32T		

# TT/ TRIATHLON

AQUILA

# AQUILA

High performance machine to race against the clock. Developed in cooperation with World Tour pro cyclists. Winner of stages at Giro d'Italia, Tour de France and Vuelta a España.

## KEY FEATURES

- Hi-modulus carbon fiber monocoque frame with Bianchi CV material
- Frame weight: 1450 g
- Full carbon fork, straight blades with covered V-brakes
- Dedicated geometry with 76.5° seat tube angle, 72° head tube angle
- Horizontal rear adjustable dropouts to minimize the distance between the rear wheel and the seat tube, reducing the turbulence between the disc rear wheel and the oversize seat tube
- Compatible for mechanic and electronic groupset
- Fully internal cable routing
- 4 sizes: XS - S - M - L

## DESIGNED FOR

Pro riders and long distance triathletes.

## RIDING CONDITIONS CLASSIFICATIONS



1\_Riding on paved roads

## COURSE/TERRAIN

ROAD

MIXED

TRAIL

CITY

## ACTIVITY

RACE

TRAINING

DAILY USE

## HOW DOES IT RIDES

DESIGN

COMFORT

PERFORMANCE

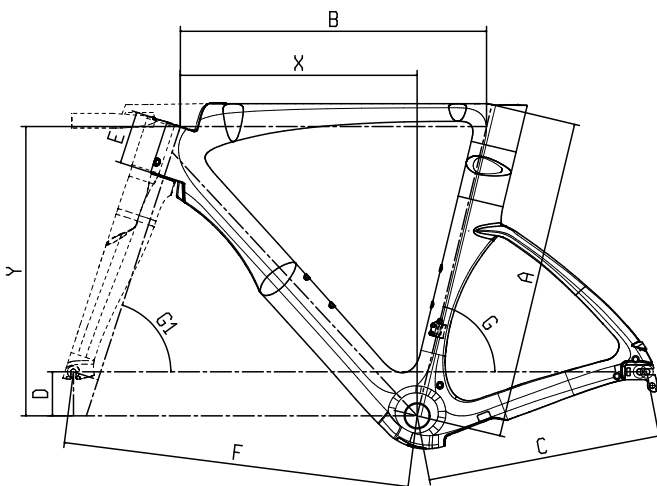
LIGHTWEIGHT



COLOR CONFIGURATOR\*

\*depending on availability

## GEOMETRY



### MIS

	A	B	C	D	E	F	G	G1	Y	X
XS	460	500	398	75	80	563	76.5°	72°	483	378
S	550	530	398	75	90	590	76.5°	72°	492	403
M	580	555	398	75	120	618	76.5°	72°	521	422
L	610	580	398	75	150	645	76.5°	72°	550	440

NEW COLOUR AND LOGO



# AERO HANDLEBAR

Aquila features full NACA (National Advisory Committee for Aeronautics) airfoil shape of the handlebar (designed by Bianchi).

Three different stem lengths: 90mm, 115mm, 140mm





# DOUBLE POSITIONING SEATPOST

TT and triathlon configuration with +/-  
18mm setback.

AQUILA

MISTICA

AQUILA | ULTEGRA 11SP | YRBF4



<b>COLOR</b>	XC: Graphite Race/CK16 shade+ White Logo *Tavolozza colours	<b>BRAKE</b>	Bianchi Aero-860-BI, Alloy Forged and CNC aluminum arms, Individual spring tension screws left and right, Standard replaceable cartridge pads (2pcs), brake pad for alloy rim
<b>FRAME</b>	Aquila carbon w/Countervail, Mechanical/Electronic shifting compatible, PressFit 86,5x41mm, w/carbon cover, size XS-SM-MD-LG	<b>BRAKE LEVER</b>	Shimano Dura Ace BL-TT79 for TT/Triathlon
<b>BOLTS / HARDWARE</b>	AL7075-T6 large button head Torx M5*14mm x 2pcs, celeste color w/Bianchi logo	<b>RIM/WHEELSET</b>	Fulcrum Racing 418, C17 R400 Aluminum rims, profile 35mm
<b>HEADSET</b>	Fsa No.8-R, 1.1/8" 45/45 SL alloy ACB Alloy bearings	<b>TIRE</b>	Pirelli P ZERO Road, 700 x 26c, 120TPI, Nylon breaker, Folding
<b>FORK</b>	Bianchi Full Carbon w/Countervail, 1.1/8", with pivot V-brake, blades straight with brake covered	<b>STEM</b>	included in the handlebar
<b>SHIFTER</b>	Shimano Dura Ace SL-BSR1 2x11sp, Bar end type	<b>HANDLEBAR</b>	Reparto Corse Aero Carbon Fully Integrated flat custom handlebar and stem, width 41mm, stem length 90mm-XS/SM, 115mm- MD, 130mm-LG, top cup included, Di2 compatible
<b>REAR DERAILLEUR</b>	Shimano Ultegra RD-R8000 SS 11sp, top normal shadow design, direct attachment, Max 25-30T for double	<b>GRIP / TAPE</b>	Black soft Microfiber tapes w/shockproof Eva-139, size: 200*3cm with 4 line hole and plug
<b>FRONT DERAILLEUR</b>	Shimano Ultegra FD-R8000, down swing, brazed-on type, 61-66°, max chainring 46/53T, CL: 43,5mm	<b>SEATPOST</b>	Reparto Corse Aero Carbon custom shape with alloy head adjustable and reversible +/- 18mm, Length 300mm for XS-SM, 350mm for MD-LG
<b>CRANKSET</b>	Shimano Ultegra FC-R8000 52x36T, Hollowtech II, Crank Length: 165mm-XS, 170mm-SM, 172.5mm-MD, 175mm-LG	<b>SADDLE</b>	Fi'zi:k Mistica MG, nylon carbon reinforced, carriage kit, extra grip cover, rail S alloy
<b>BOTTOM BRACKET</b>	Shimano SM-BB72-41B, PressFit		
<b>CHAIN</b>	Shimano Ultegra CN-HG701-11, 11sp		
<b>CASSETTE / FREEWHEEL</b>	Shimano Ultegra CS-R8000, 11-12-13-14-15-17-19-21-23-25-28T		



# AQUILA | FRAMESET | XRB28



<b>COLOR</b>	XC: Graphite Race/CK16 shade+ White Logo *Tavolozza colours	<b>BRAKE</b>	Bianchi Aero-860-BI, Alloy Forged and CNC aluminum arms, Individual spring tension screws left and right, Standard replaceable cartridge pads (2pcs), brake pad for alloy rim
<b>FRAME</b>	Aquila carbon w/Countervail, Mechanical/Electronic shifting compatible, PressFit 86,5x41mm, w/carbon cover, size XS-SM-MD-LG	<b>STEM</b>	included in the handlebar
<b>BOLTS / HARDWARE</b>	AL7075-T6 large button head Torx M5*14mm x 2pcs, celeste color w/Bianchi logo	<b>HANDLEBAR</b>	Reparto Corse Aero Carbon Fully Integrated flat custom handlebar and stem, width 41mm, stem length 90mm-XS/SM, 110mm- MD, 130mm-LG, top cup included, Di2 compatible
<b>SEATPOST CLAMP</b>	included in the frame	<b>SEATPOST</b>	Reparto Corse Aero Carbon custom shape with alloy head adjustable and reversible +/- 18mm, Length 300mm for XS-SM, 350mm for MD-LG
<b>HEADSET</b>	Fsa No.8-R, 1.1/8" 45/45 SL alloy ACB Alloy bearings		
<b>FORK</b>	Bianchi Full Carbon w/Countervail, 1.1/8", with pivot V-brake, blades straight with brake covered		

# CYCLO-CROSS

ZOLDER PRO

# ZOLDER PRO

With a full carbon frame set up for disc brakes only, cross-specific geometry and 1x or 2x drivetrain, the Zolder Pro is for riders who love to go fast on any terrain. Anyone can ride like a champion with the race-ready Zolder Pro.

## KEY FEATURES

- Full carbon monocoque frame
- Frame weight: 1100 g
- Straight full carbon fork
- Dedicated geometry for cyclo-cross
- Thru axle 12x100/142mm
- Tyre sizes: up to 700x38
- Fully internal cable routing Di2
- Sizes: 48 - 50 - 52 - 54 - 56 - 58

## DESIGNED FOR

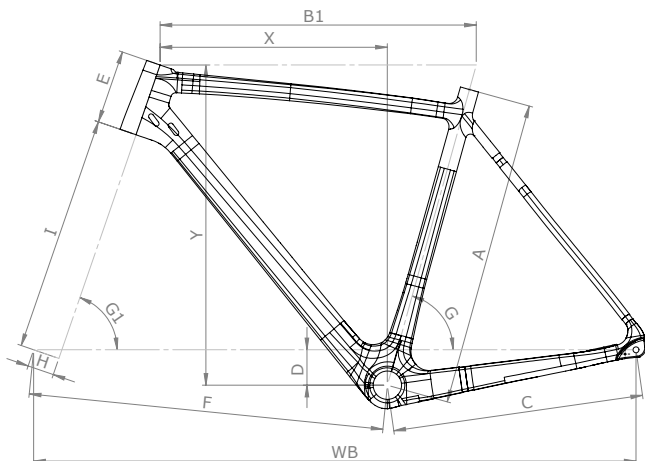
Competitive riders and dirt tracks lovers. Zolder Pro is pure racer, pure fun.

## RIDING CONDITIONS CLASSIFICATIONS



2\_Riding on paved and unpaved roads with drops of less than 15 cm

## GEOMETRY



## COURSE/TERRAIN

ROAD

MIXED

TRAIL

CITY

## ACTIVITY

RACE

TRAINING

DAILY USE

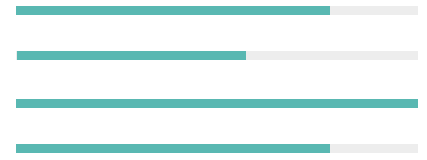
## HOW DOES IT RIDES

DESIGN

COMFORT

PERFORMANCE

LIGHTWEIGHT



## MIS

	A	B1	C	D	E	F	G	G1	H	I	X	Y	WB
480	510	425	53	100	590	75.5°	70.5°	45	400	378	510	1009	
500	525	425	58	115	600	75°	70.5°	45	400	383	529	1018	
520	535	425	60	125	601	74.5°	71°	45	400	385	542	1019	
540	545	425	60	135	602	74°	71.5°	45	400	386	554	1020	
560	560	425	62	145	606	73.5°	72°	45	400	391	569	1024	
580	575	425	62	160	611	73°	72.5°	45	400	396	583	1028	



Compatible up to

**700X38** TYRES



HIGHER BB  
**297mm**  
**W/622X38**  
TYRES

Compatible up to Increased vertical distance from the ground for improved clearance.

ZOLDER | GRX 600 11SP | YRB51



<b>COLOR</b>	ZD: CK16/Purple rainbow Full Glossy	<b>BRAKE LEVER</b>	included w/shifters
<b>FRAME</b>	Zolder Pro carbon, disc brake flat mount caliper, press fit 86.5x41mm headset 1.5"-1.1/8", thru axle 12x142mm, sizes 48-50-52-54-56-58-cm	<b>DISC ROTOR</b>	Shimano SM-RT70, Center Lock, with Ice Technology, diam. 160mm
<b>SEATPOST CLAMP</b>	MX-112C Aluminium clamp, light weight, diam. 31,8mm anti-crimp, finish black	<b>RIM/WHEELSET</b>	Velomann VR30 alloy, C19 disc brake, 30mm rim profile, clincher 622x19C, front HH12 - rear HH12/142
<b>HEADSET</b>	Fsa Orbit C-40-ACB ; NO.42/ACB, Sealed ACB Bearings 1.1/8" ACB Top, 1.5" ACB Btm (for 46/56mm Head Tubes), w/15mm alloy cap	<b>TIRE</b>	Terreno Mix TNT G2.0 33-622/700x33c, nylon 120TPI, foldable
<b>FORK</b>	Bianchi full carbon disc, 1.5"- 1.1/8", flat mount caliper, thru axle 12x100mm	<b>STEM</b>	Velomann 3D Forged alloy 2014, raise - 8°, height 38mm, Oversize, 1.1/8", sandblast matt finish with bolts ED finish, Ext: 90mm-48-50cm, 100mm-52/54cm, 110mm-56cm, 120mm-58cm
<b>SHIFTER</b>	Shimano GRX 600 ST-RX600 2x11sp	<b>HANDLEBAR</b>	Velomann Compact, Flat Top, alloy 6061 diam. 31,8mm, reach 80mm, drop 130mm, Size: 400mm-48/50cm; 420mm-52/58cm ,440mm-58cm
<b>REAR DERAILLEUR</b>	Shimano GRX 810 RD-RX810 11sp, top normal, Shadow Plus Design, direct attachment	<b>GRIP / TAPE</b>	Cork w/Bianchi logo
<b>FRONT DERAILLEUR</b>	Shimano GRX 810 FD-RX810, down-swing, down pull, braze-on type, 61-66°, max 46-50T, CL:46mm	<b>SEATPOST</b>	Velomann carbon shaft UD finish, forged alloy head, 15mm offset L350mm, 27,2mm, Length: 350mm-48/58cm
<b>CRANKSET</b>	Shimano FC-RX600, GRX, 11-speed, 2-pcs FC, 170-172.5mm, 46-30T, w/o BB parts, Crank Length: 170mm-48/52cm, 172.5mm-54/58cm	<b>SADDLE</b>	Selle Royal Velomann 1285 URN, steel rails, lenght/wide 278x144mm
<b>BOTTOM BRACKET</b>	Shimano SM-BB72-41B, PressFit		
<b>CHAIN</b>	Kmc X11-1 EPT finish, 11sp		
<b>CASSETTE / FREEWHEEL</b>	Shimano 105 CS-R7000, 11-12-13-14-16-18-20-22-25-28-32T		
<b>BRAKE</b>	Shimano BR-RX400, hydraulic disc brake, flat mount calipers		

## ZOLDER | FRAMESET | XRB26



---

**COLOR**

ZD - CK16/Purple rainbow  
Z2 - Black/Purple rainbow

---

**FRAME**

Zolder Pro carbon, disc, flat mount, PressFit BB  
86.5x41mm, headset 1.5" - 1.1/8", thru axle 12x142mm,  
sizes 48-50-52-54-56-58cm

---

**SEATPOST CLAMP**

Promax MX-112C Aluminum clamp, light weight, diam.  
31,8mm anti-crimp, finish black

---

**HEADSET**

Fsa No.8-R, 1.1/8" 45/45 SL alloy ACB Alloy  
bearings

---

**FORK**

Bianchi Full carbon 1.5"-1.1/8", disc, flat mount, thru axle  
12x100mm

# GRAVEL

ARCADEX

IMPULSO PRO

IMPULSO





# BIKE FIT CHART

## HANDLEBAR / STEM / CRANKSET

IMPULSO PRO			ARCADEX			IMPULSO VIA NIRONE 7			CRANKSET	
Frame size	Stem size	Handlebar size (c-c)	Frame size	Stem size	Handlebar size (c-c)	Frame size	Stem size	Handlebar size (c-c)	Size	Length
									44	165/170
			XS	80	40				XS	170
									46	170
						47	70	40	47	170
48	90	40							48	170
			SM	80	40				SM	170
50	90	40				50	90	40	50	170
52	100	42							52	170
						53	90	40	53	170
			MD	100	42				MD	172,5
54	100	42							54	172,5
						55	100	42	55	172,5
			LG	120	42				LG	172,5
56	110	42							56	172,5
						57	110	42	57	172,5
58	120	44							58	172,5
						59	110	42	59	172,5
			XL	120	44				XL	175
						61	120	44	61	175
						63	120	44	63	175

# ARCADEX

Our brand gravel carbon model is for the rider who likes to take his bike off the beaten path and go fast in search of adventure. Arcadex will help you to perform to the best of your ability no matter the terrain. The name is inspired by the Ancient Greek region, Arcadia, described as being close to paradise on earth.

## KEY FEATURES

- Full Carbon frame and fork
- Frame weight: 1150 g
- 1.5" to 1.5" head tube, ACR compatible
- 86.5x41mm BBset
- Internal hydraulic housing
- 1x and 2x drivetrain compatible
- Mechanic and Electronic shifting compatible
- Flat mount calipers and thru axle 12x100mm - 12x142mm
- 16° flare angle handlebar and dedicated 0° stem for improved control
- Mudguards ready
- Tire size: up to 700x42 or 650x47
- 5 Sizes: XS, SM, MD, LG, XL

## DESIGNED FOR

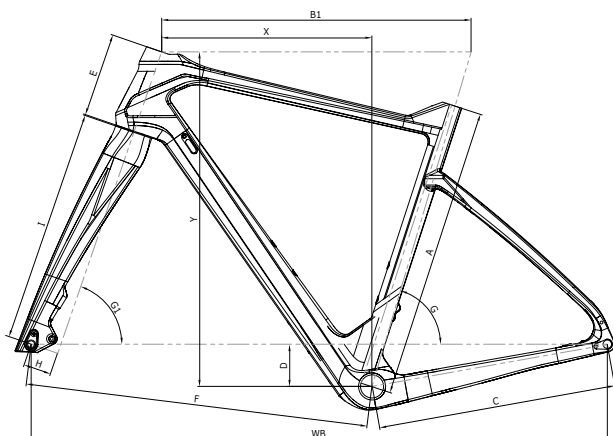
Expert rider who loves to ride fast and in control no matter the terrain.

## RIDING CONDITIONS CLASSIFICATIONS



2\_Riding on paved and unpaved roads with drops of less than 15 cm

## GEOMETRY



## COURSE/TERRAIN



## ACTIVITY



## HOW DOES IT RIDES



## MIS-SLP

SIZE	A	BI	C	D	E	F	G	GI	H	I	X	Y	WB
XS	440	522	425	75	120	596	745°	705°	50	416	365	565	1010
S	480	535	425	75	135	605	74°	705°	50	416	369	579	1018
M	520	550	425	75	150	610	735°	71°	50	416	374	595	1024
L	550	565	425	75	165	626	735°	71°	50	416	384	609	1039
XL	580	585	425	75	180	640	73°	71°	50	416	394	623	1054

# INTEGRATED LOOK

- Custom headtube and spacers for a sleek frame/stem connection
- ACR compatible with internal hydraulic cable housing
- Clean look, better integration and protection from mud and grime





Compatible up to

**700X42 OR  
650X47 TYRES**

MUDGUARDS  
READY



ARCADEX | GRX 815 1X11SP | YRBX6



<b>COLOR</b>	GX: CK16/Blue notes Full Glossy GY: Gold Storm/Blue notes Full Glossy	<b>BRAKE LEVER</b>	included w/shifters
<b>FRAME</b>	CARBON ALL ROAD 1.5" headset ,seat post diam.31.6mm, thru axle 12x142mm, flat mount disc version, Pressfit 41 , compatible with 42mm tire and mudguard, Sizes: XS-S-M-L-XL	<b>DISC ROTOR</b>	Shimano SM-RT800 Center Lock, diam. 160mm
<b>SEATPOST CLAMP</b>	Included in the frame	<b>RIM/WHEELSET</b>	Fulcrum Rapid Red 500 DB 2WF-R C23 AFS, alloy, 2-Way fit Ready (for clincher and tubeless ready), 24mm profile, thru axle front 12x100mm, rear 12x142mm
<b>HEADSET</b>	FSA SMR HS with 1.1/8" custom top cone Bianchi, H2475, Internal Headset, Integrated Alloy custom top cup 1.1/8", 1.5", 36°/45° ACB	<b>TIRE</b>	WTB Riddler Race 700x37c, Dual DNA Compound, 60tpi Casing, Aramid Bead, TCS light/fast rolling
<b>FORK</b>	Bianchi Full Carbon Disc, 1.5" head, flat mount caliper, thru axle 12x100mm	<b>STEM</b>	Reparto Corse by Fsa ST-OS-188/SMR-0°, Alloy 6061 , 1 1/4", raise 0°, plastic adaptor for hose cover 1 1/4", Ext: 80mm-XS/S, 100mm-M, 120mm-L/XL
<b>SHIFTER</b>	Shimano GRX 815 Di2 11sp Hydraulic disc brake	<b>HANDLEBAR</b>	Reparto Corse Aero shape, Aluminum 6061, reach 70mm, flare angle 16°, drop cc 130mm, size: 40cm-XS/S, 42cm-M/L, 44cm-XL
<b>REAR DERAILLEUR</b>	Shimano GRX RX 817 Di2, RD-RX817, 11sp, top normal shadow plus design, direct attachment	<b>GRIP / TAPE</b>	La Spirale Ribbon cork w/carbon look plug w/ Bianchi logo
<b>ELECTRIC CABLE</b>	Shimano Junction-A SM-EW90-A, Dura-Ace Di2, E-Tube port X3, charging port X1	<b>SEATPOST</b>	Reparto Corse carbon shaft UD finish, forged alloy head, 15mm offset L350mm, 31.6mm, Length: 300mm-XS, 350mm-S/M/L/XL, FSA Sleeve Di2 31.6mm
<b>CHARGER / PWR CABLE</b>	Shimano Battery charger SM-BCR2, including charging cord for usb	<b>SADDLE</b>	Fi'zi:k Argo Terra R5 150mm black wing flex, black cosmetic, nylon carbon reinforced WingFlex, rail S alloy
<b>CRANKSET</b>	Shimano FC-RX810-1, GRX, 11-speed, HOLLOWTECH II, 40T w/a BB parts, Crank Length: 170mm-XS/S, 172.5mm-M/L, 175mm-XL		
<b>BOTTOM BRACKET</b>	Shimano SM-BB72-41B, PressFit		
<b>CHAIN</b>	Shimano Ultegra CN-HG701-11		
<b>CASSETTE / FREEWHEEL</b>	Shimano XT CS-M8000 11sp, 11-13-15-17-19-21-24-28-32-37-42T		
<b>BRAKE</b>	Shimano BR-RX810 flat mount hydraulic disc brake, included in the shifter		

ARCADEX | GRX 810 1X11SP | YRBX2



<b>COLOR</b>	GX: CK16/Blue notes Full Glossy GY: Gold Storm/Blue notes Full Glossy
<b>FRAME</b>	CARBON ALL ROAD 1.5" headset, seat post diam. 31.6mm, thru axle 12x142mm, flat mount disc version, Pressfit 41, compatible with 42mm tire and mudguard, Sizes: XS-S-M-L-XL
<b>SEATPOST CLAMP</b>	Included in the frame
<b>HEADSET</b>	FSA SMR HS with 1.1/8" custom top cone Bianchi, H2475, Internal Headset, Integrated Alloy custom top cup 1.1/8", 1.5", 36°/45° ACB
<b>FORK</b>	Bianchi Full Carbon Disc, 1.5" head, flat mount caliper, thru axle 12x100mm
<b>SHIFTER</b>	Shimano GRX 815 Di2 11sp Hydraulic disc brake
<b>REAR DERAILLEUR</b>	Shimano GRX RX 817 Di2, RD-RX817, 11sp, top normal shadow plus design, direct attachment
<b>ELECTRIC CABLE</b>	Shimano Junction-A SM-EW90-A, Dura-Ace Di2, E-Tube port X3, charging port X1
<b>CHARGER / PWR CABLE</b>	Shimano Battery charger SM-BCR2, including charging cord for usb
<b>CRANKSET</b>	Shimano FC-RX810-1, GRX, 11-speed, HOLLOWTECH II, 40T w/o BB parts, Crank Length: 170mm-XS/S, 172.5mm-M/L, 175mm-XL
<b>BOTTOM BRACKET</b>	Shimano SM-BB72-41B, PressFit
<b>CHAIN</b>	Shimano Ultegra CN-HG701-11
<b>CASSETTE / FREEWHEEL</b>	Shimano XT CS-M8000 11sp, 11-13-15-17-19-21-24-28-32-37-42T
<b>BRAKE</b>	Shimano BR-RX810 flat mount hydraulic disc brake, included in the shifter

<b>BRAKE LEVER</b>	included w/shifters
<b>DISC ROTOR</b>	Shimano SM-RT800 Center Lock, diam. 160mm
<b>RIM/WHEELSET</b>	AlexRims GD24 disc 700c 622-21, 24mm profile, tubeless ready, 32hole
<b>TIRE</b>	WTB Riddler Race 700x37c, Dual DNA Compound, 60tpi Casing, Aramid Bead, TCS light/fast rolling
<b>STEM</b>	Reparto Corse by Fsa ST-OS-188/SMR-0°, Alloy 6061, 1 1/4", raise 0°, plastic adaptor for hose cover 1 1/4", Ext: 80mm-XS/S, 100mm-M, 120mm-L/XL
<b>FRONT HUB</b>	Shimano HB-RS470
<b>HANDLEBAR</b>	Reparto Corse JD-RA120A Aero shape, Aluminum 6061, reach 70mm, flare angle 16°, drop cc 130mm, size: 40cm-XS/S, 42cm-M/L, 44cm-XL
<b>REAR HUB</b>	Shimano FH-RS470, road disc, center lock (w/o lock ring) 10/11sp for 12mm Thru axle type (w/o axle), 32h OLD:142mm, w/o rotor mount cover
<b>GRIP / TAPE</b>	La Spirale Ribbon cork w/carbon look plug w/ Bianchi logo
<b>SEATPOST</b>	Reparto Corse Alloy shaft AL6061, alloy head, 15mm offset, 31,6mm, Length: 300mm-XS, 350mm-S/M/L/XL
<b>SADDLE</b>	Fi'zi:k Argo Terra R5 150mm black wing flex, black cosmetic, nylon carbon reinforced WingFlex, rail S alloy

ARCADEX | GRX 600 1X11SP | YRBX3



<b>COLOR</b>	GX: CK16/Blue notes Full Glossy GY: Gold Storm/Blue notes Full Glossy	<b>DISC ROTOR</b>	Shimano SM-RT70, Center Lock, with Ice Technology, diam. 160mm
<b>FRAME</b>	CARBON ALL ROAD 1.5" headset, seat post diam. 31.6mm, thru axle 12x142mm, flat mount disc version, Pressfit 41, compatible with 42mm tire and mudguard, Sizes: XS-S-M-L-XL	<b>FRONT HUB</b>	Shimano HB-RS470
<b>SEATPOST CLAMP</b>	Included in the frame	<b>REAR HUB</b>	Shimano FH-RS470, road disc, center lock (w/o lock ring) 10/11sp for 12mm Thru axle type (w/o axle), 32h OLD:142mm, w/o rotor mount cover
<b>HEADSET</b>	FSA SMR HS with 1.1/8" custom top cone Bianchi, H2475, Internal Headset, Integrated Alloy custom top cup 1.1/8", 1.5", 36°/45° ACB	<b>RIM/WHEELSET</b>	AlexRims GD24 disc 700c 622-21, 24mm profile, tubeless ready, 32hole
<b>FORK</b>	Bianchi Full Carbon Disc, 1.5" head, flat mount caliper, thru axle 12x100mm	<b>TIRE</b>	Riddler Comp 700 x 37c, 30tpi Casing
<b>SHIFTER</b>	Shimano GRX 600 11sp Hydraulic disc brake	<b>STEM</b>	Reparto Corse by Fsa ST-OS-188/SMR-0°, Alloy 6061, 1 1/4", raise 0°, plastic adaptor for hose cover 1 1/4", Ext: 80mm-XS/S, 100mm-M, 120mm-L/XL
<b>REAR DERAILLEUR</b>	Shimano RD-RX812, GRX 11sp, top normal shadow plus design, direct attachment, direct mount compatible	<b>HANDLEBAR</b>	Reparto Corse 68A Aluminum 6061, reach 70mm, flare angle 16°, drop cc 120 x size 40cm and 130mm, size: 40cm-XS/S, 42cm-M/L, 44cm-XL
<b>CRANKSET</b>	Shimano FC-RX600, GRX, 11sp, 2-pcs FC, 40T w/o BB parts, Crank Length: 170mm-XS/S, 172.5mm-M/L, 175mm-XL	<b>GRIP / TAPE</b>	La Spirale Ribbon cork w/carbon look plug w/ Bianchi logo
<b>BOTTOM BRACKET</b>	Shimano BB-RS500-PB, press fit	<b>SEATPOST</b>	Reparto Corse SP02.1 Alloy shaft AL6061, alloy head, 15mm offset, 31.6mm, Length: 300mm-XS, 350mm-S/M/L/XL
<b>CHAIN</b>	Kmc X11-1 EPT, 11sp, EPT finish	<b>SADDLE</b>	Selle Royal Reparto Corse 2315HRN, rail steel black, open, cover PU, length/wide 250x148mm
<b>CASSETTE / FREEWHEEL</b>	Shimano SLX CS-M7000, 11sp 11-13-15-17-19-21-24-28-32-37-42T		
<b>BRAKE</b>	Shimano BR-RX400, hydraulic disc brake, flat mount calipers		
<b>BRAKE LEVER</b>	included w/shifters		



# IMPULSO PRO

A fun, fast, and responsive gravel bike, the Impulso Pro will push you to find the limits of your performance.

## KEY FEATURES

- Full carbon frame & fork
- Geometry racing gravel
- Frame: 1100g
- Tyre: Up to 700x37mm
- 6 sizes: 48, 50, 52, 54, 56, 58

## DESIGNED FOR

Multi-surface speed-seekers and adrenaline racers.

## RIDING CONDITIONS CLASSIFICATIONS



2\_Riding on paved and unpaved roads with drops of less than 15 cm

## COURSE/TERRAIN

ROAD

MIXED

TRAIL

CITY

## ACTIVITY

RACE

TRAINING

DAILY USE

## HOW DOES IT RIDES

DESIGN

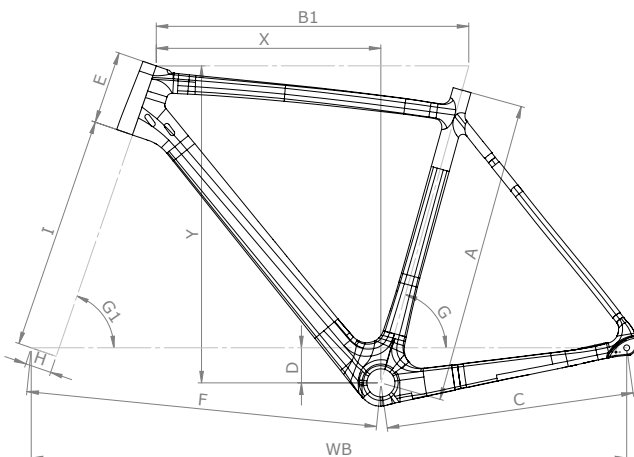
COMFORT

PERFORMANCE

LIGHTWEIGHT



## GEOMETRY



## MIS-SLP

SIZE	B1	C	D	E	F	G	G1	H	I	X	Y	WB
480	510	425	53	100	590	75.5°	70.5°	45	400	378	510	1009
500	525	425	58	115	600	75°	70.5°	45	400	383	529	1018
520	535	425	60	125	601	74.5°	71°	45	400	385	542	1019
540	550	425	60	135	602	74°	71.5°	45	400	386	554	1020
560	560	425	62	145	606	73.5°	72°	45	400	391	569	1024
580	575	425	62	160	611	73°	72.5°	45	400	396	583	1028

# ALL-TERRAIN ADRENALINE

A fun, fast, and responsive gravel bike, the Impulso Pro will push you to find the limits of your performance.



# BIG CLEARANCE, BIG POSSIBILITIES

The Bianchi Impulso Pro allows for wide tyre clearance (compatible with 700x38) to offer greater control when riding. Wider tyres allow you to run lower pressures, offering superior grip over a variety of terrains.



# REAR TRIANGLE DESIGN FOR MAXIMUM ENERGY

Smooth power transmission begins with the rear triangle. The Impulso Pro rear triangle is stiff, giving you a reactive and agile frame, suitable for both sprinting and cruising.



## BEST REACTIVITY

Waste no watts with the Impulso Pro's superstiff carbon frame. Torsional and lateral stiffness provide superior power transmission without wasting a drop of energy.

IMPULSO PRO | GRX 600 11SP | YRB7C



<b>COLOR</b>	IP: CK16 Aquamarine IT: Sage Escape
<b>FRAME</b>	Impulso Pro carbon disc brake flat mount, FM-JM09- 2021, press fit 86.5x41 headset 1.5" - 1 1/8", thru axle 12x142, sizes 48-50-52-54-56-58-cm
<b>SEATPOST CLAMP</b>	MX-112C Aluminium clamp, light weight, diam. 31,8mm anti-crimp, finish black
<b>HEADSET</b>	Fsa Orbit C-40-ACB ; NO.42/ACB, Sealed ACB Bearings 1.1/8" ACB Top, 1.5" ACB Btm (for 46/56mm Head Tubes), w/15mm alloy cap
<b>FORK</b>	Bianchi full carbon disc, 1.5"- 1 1/8", flat mount caliper, thru axle 12x100mm
<b>SHIFTER</b>	Shimano GRX 600 11sp Hydraulic disc brake
<b>REAR DERAILLEUR</b>	Shimano RD-RX812, GRX 11sp, top normal shadow plus design, direct attachment, direct mount compatible
<b>CRANKSET</b>	Shimano FC-RX600, GRX, 11-speed, 2-pcs FC, 40T w/o BB parts, Crank Length: 170mm- 48/52, 172.5mm-54/56, 175mm-58
<b>BOTTOM BRACKET</b>	Shimano BB-RS500-PB, press fit
<b>CHAIN</b>	Shimano CN-HG601-11
<b>CASSETTE / FREEWHEEL</b>	Shimano SLX CS-M7000, 11sp 11-13-15-17-19-21-24-28-32-37-42T
<b>BRAKE</b>	Shimano BR-RX400, hydraulic disc brake, flat mount calipers
<b>BRAKE LEVER</b>	included w/shifters
<b>DISC ROTOR</b>	Shimano SM-RT70, Center Lock, with Ice
<b>FRONT HUB</b>	Shimano HB-RS470
<b>REAR HUB</b>	Shimano FH-RS470, road disc, center lock (w/o lock ring) 10/11sp for 12mm Thru axle type (w/o axle), 32h OLD:142mm, w/o rotor mount cover

<b>RIM/WHEELSET</b>	AlexRims GD24 disc 700c 622-21, 24mm profile, tubeless ready, 32hole
<b>TIRE</b>	Riddler Comp 700 x 37c, 30tpi Casing
<b>STEM</b>	Velomann, Alloy 6061, raise +/- 7°, height 38mm, Oversize, 1 1/8", sandblast finish with bolts zinc black finish; 70-90-100-110-120, Ext: 80mm-48-50cm, 90mm-52~54cm, 100mm-56cm, 110mm-58cm
<b>HANDLEBAR</b>	Velomann Aluminum 6061, reach 70mm, flare angle 16°, drop cc 120 x size 40cm and 130mm x size 42-44-46cm, Size: 400mm- 48/50cm; 420mm-52/58cm ,440mm-58cm
<b>GRIP / TAPE</b>	Cork w/Bianchi logo
<b>SEATPOST</b>	Velomann Alloy shaft AL6061, alloy head, 15mm offset, L350mm, 27,2mm, Length: L350mm-48/58cm
<b>SADDLE</b>	SelleItalia ModelX Superflow FeC, lenght/wide 245x145mm



# IMPULSO

Impulso best suits the needs of riders looking to enjoy their time in the saddle and tackle the greatest variety of rides. Every surface becomes rideable and every adventure possible.

## KEY FEATURES

- Lightweight Aluminum frame
- QR50 Thru Axle 12x100/142mm with aluminum QR lever (M12 x P1.5)
- BB set PF41 Shimano
- Flat mount (Shimano standard) disc caliper mount
- 40mm tires compatible
- Full carbon fork 1.1/8"
- 16° flare angle handlebar to enhance handling
- Mudguards and carriers ready
- 8 sizes: 47, 50, 53, 55, 57, 59, 61, 63cm

## DESIGNED FOR

Versatile cyclists. For different experiences: road, trails and dirt.

## RIDING CONDITIONS CLASSIFICATIONS



2\_Riding on paved and unpaved roads with drops of less than 15 cm

## COURSE/TERRAIN

ROAD

MIXED

TRAIL

CITY

## ACTIVITY

RACE

TRAINING

DAILY USE

## HOW DOES IT RIDES

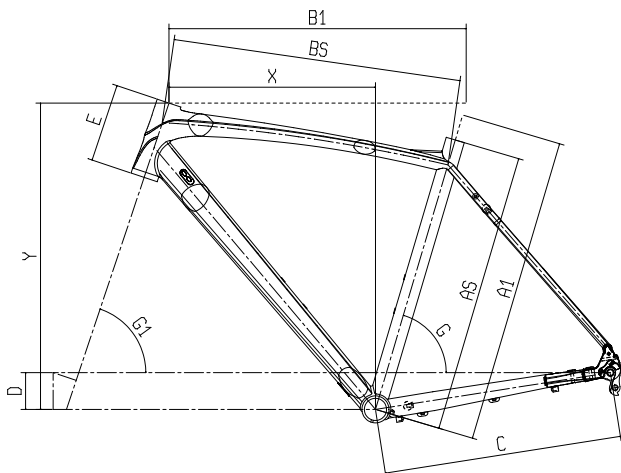
DESIGN

COMFORT

PERFORMANCE

LIGHTWEIGHT

## GEOMETRY



### MIS-SLP

A1	AS	B1	BS	C	D	E	F	G	G1	Y
470	450	515	500	437	68	120	74.5°	70°	538	366
500	470	525	509	437	68	125	74.5°	71°	546	374
530	500	535	518	440	68	130	74°	71.5°	553	377
550	520	550	534	440	68	145	73.5°	71.5°	567	382
570	540	560	544	440	68	155	73.5°	72°	578	389
590	570	575	559	443	68	175	73°	72°	597	392
610	580	585	568	443	68	185	72.5°	72.5°	610	393
630	610	595	578	443	68	210	72.5°	72.5°	632	369



**3** NEW  
SHADES





**Bianchi**

100% ALU



IMPULSO | GRX 810 11SP | YRB8C



<b>COLOR</b>	IP: CK16 aquamarine
<b>FRAME</b>	Impulso Allroad Alu, 1.1/8" HT , seatpost diam. 31.6mm, thru axle 12x142mm, flat mount, PF41 SHIMANO, compatible with 40mm tire, mudguard and rear carrier ready, sizes 47-50-53-55-57-59-61-63cm
<b>SEATPOST CLAMP</b>	MX-112C Aluminium clamp, diam. 35mm
<b>HEADSET</b>	Fsa NO.8B/ZS4D 1.1/8" semi-integrated lower part + integrated upper part, w/15mm Top cover for 46mm/50 OD head tube
<b>FORK</b>	Bianchi Full Carbon 1.1/8", flat mount caliper, thru axle 12x100mm
<b>SHIFTER</b>	Shimano GRX 810 ST-RX810 2x11sp
<b>REAR DERAILLEUR</b>	Shimano GRX 810 RD-RX810 11sp, top normal, Shadow Plus Design, direct attachment
<b>FRONT DERAILLEUR</b>	Shimano GRX 810 FD-RX810, down-swing, down pull, braze-on type, 61-66°, Max:46-50T, CL:46mm, clamp adapter, SM-AD91, L-size(34.9mm)
<b>CRANKSET</b>	Shimano GRX 810 FC-RX810-2 48x31T, Hollowtech II, Crank Length: 170mm-47/53cm, 172.5mm-55/59cm, 175mm-61/63cm
<b>BOTTOM BRACKET</b>	Shimano SM-BB72-41B, PressFit
<b>CHAIN</b>	Shimano CN-HG601-11
<b>CASSETTE / FREEWHEEL</b>	Shimano CS-HG7000 11, 11-13-15-17-19-21-23-25-27-30-34T

<b>BRAKE</b>	Shimano BR-RX400, hydraulic disc brake, flat mount calipers
<b>BRAKE LEVER</b>	included w/shifters
<b>DISC ROTOR</b>	Shimano SM-RT70, Center Lock, with Ice Technology, diam. 160mm
<b>FRONT HUB</b>	Formula CL-712 road disc, alloy 32h, 2 sealed bearings, J-bend, Center Lock, thru axle 12x100mm
<b>REAR HUB</b>	Formula RXC-142S road disc, 4 sealed bearings, Center Lock, J-bend, thru axle 12x142mm
<b>RIM/WHEELSET</b>	Velomann GD24 disc 700c 622-21, profile 24mm, sleeve join, 32hole, tubeless ready, no eyelet
<b>TIRE</b>	Kenda Alluvium 700x40, 60TPI, K1226
<b>STEM</b>	Velomann, Alloy 6061, raise +/- 7°, height 38mm, Oversize, 1.1/8", Ext: 70mm-47cm, 90mm-50/53cm, 100mm-55cm, 110mm-57/59cm, 120mm-61/63cm
<b>HANDLEBAR</b>	Velomann Aluminum 6061, reach 70mm, flare angle 16°, drop cc 120 x size 40cm and 130mm x size 42-44-46cm, size: 40cm-47/50/53, 42cm-55/57/59, 44cm-61/63
<b>GRIP / TAPE</b>	La Spirale Ribbon cork w/carbon look plug w/ Bianchi logo
<b>SEATPOST</b>	Velomann SP02.1 Alloy shaft AL6061, alloy head, 15mm offset, 31,6mm, length: 350mm-47/63cm
<b>SADDLE</b>	Velomann 2302HRN, hole, steel rail, cover PU soft touch, length/wide 280x145mm

IMPULSO | GRX 600 11SP | YRB1C



<b>COLOR</b>	AG: blue smokeA AK: green salamander IP: CK16 aquamarine
<b>FRAME</b>	Impulso Allroad Alu, 1.1/8" HT , seatpost diam. 31.6mm, thru axle 12x142mm, flat mount, PF41 SHIMANO, compatible with 40mm tire, mudguard and rear carrier ready, sizes 47-50-53-55-57-59-61-63cm
<b>SEATPOST CLAMP</b>	MX-112C Aluminium clamp, diam. 35mm
<b>HEADSET</b>	Fsa NO.8B/ZS4D 1.1/8" semi-integrated lower part + integrated upper part, w/15mm Top cover for 46mm/50 OD head tube
<b>FORK</b>	Bianchi Full Carbon 1.1/8", flat mount caliper, thru axle 12x100mm
<b>SHIFTER</b>	Shimano GRX 600 ST-RX600 2x11sp
<b>REAR DERAILLEUR</b>	Shimano GRX 810 RD-RX810 11sp, top normal, Shadow Plus Design, direct attachment
<b>FRONT DERAILLEUR</b>	Shimano GRX 810 FD-RX810, down-swing, down pull, braze-on type, 61-66°, Max:46-50T, CL:46mm, clamp adapter, SM-AD91, L-size(34.9mm)
<b>CRANKSET</b>	Shimano FC-RX600, GRX, 11-speed, 2-pcs FC, 46-30T w/o BB parts, Crank Length: 170mm-47/54cm, 172.5mm-55/59cm, 175mm-60/63cm
<b>BOTTOM BRACKET</b>	Shimano SM-BB71-41B
<b>CHAIN</b>	Shimano CN-HG601-11
<b>CASSETTE / FREEWHEEL</b>	Shimano CS-HG7000 11, 11-13-15-17-19-21-23-25-27-30-34T
<b>BRAKE</b>	Shimano BR-RX400, hydraulic disc brake, flat mount calipers
<b>BRAKE LEVER</b>	included w/shifters
<b>DISC ROTOR</b>	Shimano SM-RT70, Center Lock, with Ice Technology, diam. 160mm
<b>FRONT HUB</b>	Formula CL-712 road disc, alloy 32h, 2 sealed bearings, J-bend, Center Lock, thru axle 12x100mm

<b>REAR HUB</b>	Formula RXC-142S road disc, 4 sealed bearings, Center Lock, J-bend, thru axle 12x142mm
<b>RIM/WHEELSET</b>	Velomann GD24 disc 700c 622-21, profile 24mm, sleeve join, 32hole, tubeless ready, no eyelet
<b>TIRE</b>	Kenda Alluvium 700x40, 60TPI, K1226
<b>STEM</b>	Velomann ST182A, Alloy 6061, raise +/- 7°, height 38mm, Oversize, 1.1/8", Ext: 70mm-47cm, 90mm-50/53cm, 100mm-55cm, 110mm-57/59cm, 120mm-61/63cm
<b>HANDLEBAR</b>	Velomann RA68A Aluminum 6061, reach 70mm, flare angle 16°, drop cc 120 x size 40cm and 130mm x size 42-44-46cm, size: 40cm-47/50/53, 42cm-55/57/59, 44cm-61/63
<b>GRIP / TAPE</b>	La Spirale Ribbon cork w/carbon look plug w/ Bianchi logo
<b>SEATPOST</b>	Velomann SP02.1 Alloy shaft AL6061, alloy head, 15mm offset, 31,6mm, length: 350mm-47/63cm
<b>SADDLE</b>	Velomann 2302HRN, hole, steel rail, cover PU soft touch, length/wide 280x145mm



# VIA NIRONE 7

The perfect choice to enter the gravel world. A reliable aluminum frame equipped to tackle different terrain.

## KEY FEATURES

- Aluminum frame (hydroforming tubing)
- 68mm BSA BB set
- Handlebar with 16° flare angle to enhance handling
- Flat mount system (Shimano standard)
- 35mm tires compatible
- Alu/carbon fork 1.1/8" with 12x100mm thru axle
- Mudguards and carriers ready
- 8 sizes: 47, 50, 53, 55, 57, 59, 61, 63cm

## DESIGNED FOR

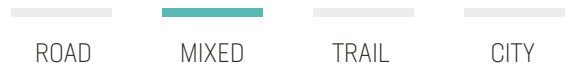
Mixed terrains. For active riders starting their gravel journey.

## RIDING CONDITIONS CLASSIFICATIONS



2\_Riding on paved and unpaved roads with drops of less than 15 cm

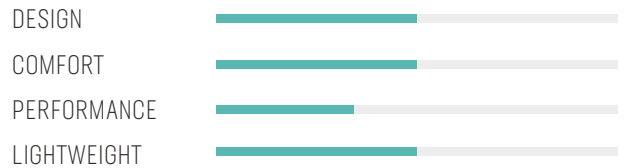
## COURSE/TERRAIN



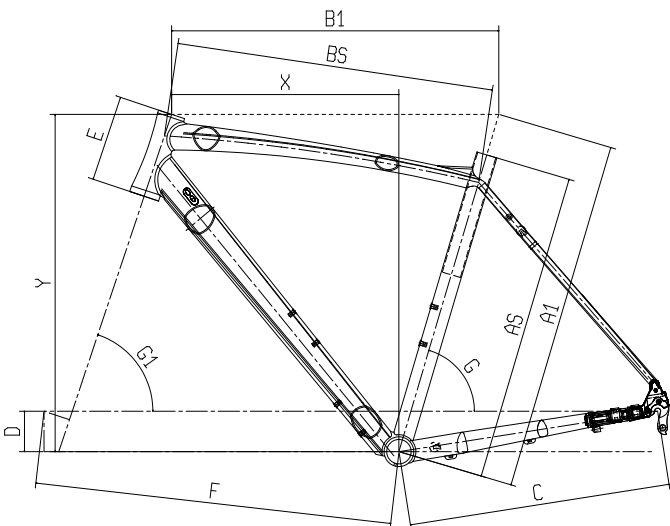
## ACTIVITY



## HOW DOES IT RIDES



## GEOMETRY



### MIS-SLP

A1	AS	B1	BS	C	D	E	F	G	G1	Y	X
470	450	515	499	437	68	120	588	74.5°	70°	538	355
500	470	525	509	437	68	125	589	74.5°	71°	546	374
530	500	535	514	440	68	130	590	74°	71.5°	553	377
550	520	550	534	440	68	145	600	73.5°	71.5°	567	382
570	540	560	544	440	68	155	605	73.5°	72°	578	389
590	560	575	558	443	68	175	614	73°	72°	597	392
610	580	585	566	443	68	185	615	72.5°	72.5°	609	393
630	600	595	578	443	68	210	624	72.5°	72.5°	632	396



NEW COLOURS AND GRAPHICS

MILANO  
MANIRONE, 7

1885

MILANO FONDAZIONE

PS

PS



VIA NIRONE 7 | GRX 400 10SP | YRB62



<b>COLOR</b>	GU: CK16/Blue Peacock Full Glossy GV: Green Forest/Bronze Mirror Full Glossy
<b>FRAME</b>	Via Nirone 7 Allroad alloy hydroforming tubing, internal cable, seatpost diam 31.6mm, Flat Mount disc brake, thru axle 12x142mm, compatible with 40mm tire, rack & fender ready, downtube underside bottlecage ready, sizes 47-50-53-55-57-59-61-63cm
<b>SEATPOST CLAMP</b>	MX-112C Aluminium clamp, diam. 35mm
<b>HEADSET</b>	Fsa NO.8B/ZS4D 1.1/8" semi-integrated lower part + integrated upper part, w/15mm Top cover for 46mm/50 OD head tube
<b>FORK</b>	Bianchi Carbon Disc, 1.1/8", flat Mount caliper, thru axle 12x100mm
<b>SHIFTER</b>	Shimano GRX 400 ST-RX400 2x10sp
<b>REAR DERAILLEUR</b>	Shimano GRX 400 RD-RX400 10sp, top normal, Shadow Plus Design, direct attachment
<b>FRONT DERAILLEUR</b>	Shimano GRX 400 FD-RX400, down-swing, down-pull, braze-on type, 61-66°, Max: 46T, CL:46mm, w/ clamp adapter, SM-AD91, L-size(34.9mm)
<b>CRANKSET</b>	Shimano FC-RX600 46x30T, Crank Length: 170mm-47/53cm, 172.5mm-55/59cm, 175mm-61/63cm
<b>BOTTOM BRACKET</b>	included in the crankset
<b>CHAIN</b>	Shimano CN-HG54 10sp
<b>CASSETTE / FREEWHEEL</b>	Shimano CS-HG500-10, 11-13-15-17-19-21-23-26-30-34T
<b>BRAKE</b>	Shimano BR-RX400, hydraulic disc brake, flat mount calipers
<b>BRAKE LEVER</b>	included w/shifters
<b>DISC ROTOR</b>	Shimano SM-RT64, Center Lock, 160mm

<b>FRONT HUB</b>	Formula CL-712 road disc, alloy 32h, 2 sealed bearings, J-bend, Center Lock, thru axle 12x100mm
<b>REAR HUB</b>	Formula RXC-142S road disc, 4 sealed bearings, Center Lock, J-bend, thru axle 12x142mm
<b>RIM/WHEELSET</b>	Velomann GD24 disc 700c 622-21, profile 24mm, sleeve join, 32hole, tubeless ready, no eyelet
<b>TIRE</b>	Kenda Happy Medium K1038A 700x35
<b>STEM</b>	Velomann, Alloy 6061, raise +/- 7°, height 38mm, Oversize, 1.1/8", Ext: 70mm-47cm, 90mm-50/53cm, 100mm-55cm, 110mm-57/59cm, 120mm-61/63cm
<b>HANDLEBAR</b>	Velomann Aluminum 6061, reach 70mm, flare angle 16°, drop cc 120 x size 40cm and 130mm x size 42-44-46cm, size: 40cm-47/50/53, 42cm-55/57/59, 44cm-61/63
<b>GRIP / TAPE</b>	Cork w/Bianchi logo
<b>SEATPOST</b>	Velomann SP02.1 Alloy shaft AL6061, alloy head, 15mm offset, 31,6mm, length: 350mm-47/63cm



# E-BIKES

E-ROAD

E-MTB

E-TOURER

E-CITY





# E-ROAD

ARIA E-ROAD  
E-IMPULSO ROAD

# ARIA E-ROAD

The Aria E-Road is everything you want from a super-light carbon fiber racing bike, just with a motor. It enhances every emotion, amplifying the freedom of the road.

## KEY FEATURES

**250Wh**  
BATTERY

**3.5/4h**  
CHARGING TIME

UP TO **1.200m**  
OF ELEVATION GAIN.

**3** ASSISTANCE LEVELS • ECO • COMFORT • POWER

Autonomy could be increased with 208.8Wh Xtra Power external battery.

- Aero carbon frame and fork
- Full carbon seatpost with adjustable and reversible head
- Rear hub motor unit 250W 40Nm w/iWok one remote control
- Max support up to 100%
- Weight of the entire ebike system (motor unit, integrated battery and remote): 3.5Kg
- BLE and Ant+ compatible
- Dedicated App for smartphone
- Weight: 11,9 kg (size 55)
- Racing geometry
- 7 sizes: 47, 50, 53, 55, 57, 59 and 61cm

## DESIGNED FOR

Expert riders with the desire to have the same performances of an aero racing bike with powerful electrical assistance in the background

## RIDING CONDITIONS CLASSIFICATIONS



1\_Riding on paved roads

## COURSE/TERRAIN

ROAD

MIXED

TRAIL

CITY

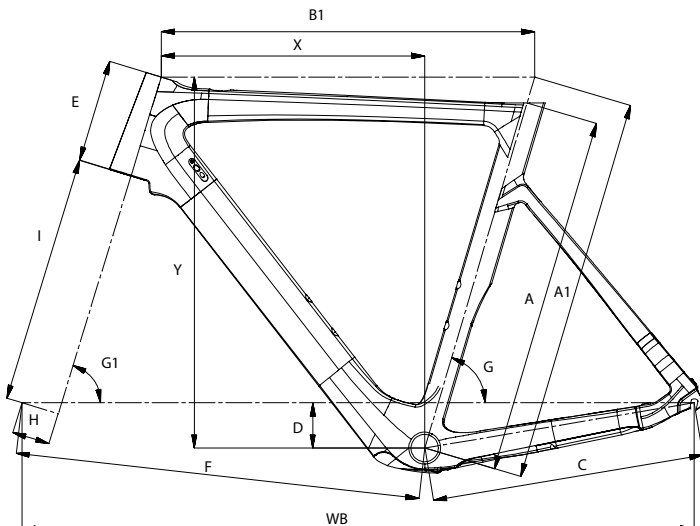
## ACTIVITY

RACE

TRAINING

DAILY USE

## GEOMETRY



### MIS-SLP

A1	A	B1	C	D	E	F	G	G1	H	I	X	Y	WB
470	440	515	410	58	105	581	74.5°	70.5°	43	368	379	491	983
500	470	525	410	58	110	584	74.5°	71.5°	43	368	385	499	984
530	500	535	410	58	125	584	74°	72°	43	368	385	524	984
550	520	550	410	58	140	588	73.5°	72.5°	43	368	390	540	988
570	540	560	410	58	155	593	73.5°	73°	43	368	395	556	993
590	560	575	410	58	175	603	73°	73°	43	368	398	575	1005
610	580	585	410	58	195	607	72.5°	73°	43	368	398	594	1011



## EXTRA POWER

Aria e-road provides the ultimate light weight road experience with power to expand your limits. The extra power given by the

**250W**

rear hub motor unit significantly adds to, but never overshadows the human powered endeavour and sensation of road riding. It simply gives the feeling that you have more power in your legs.

INTEGRATED  
REMOTE  
CONTROL



# FULL CARBON FRAME



# ARIA E-ROAD | ULTEGRA DI2 | YRBN9



THE IMAGE SHOWN IS INDICATIVE ONLY. Components and graphic details may differ from the actual model.

<b>COLOR</b>	1A: CK16/Black full glossy	<b>BRAKE</b>	Shimano Hydraulic disc brake, included in the shifter
<b>FRAME</b>	Aria E-Road Disc carbon, mechanical/electronic shifting compatible, PressFit 86,5x41mm BB, head tube 1.4"-1.1/8", integrated seat clamp, full carbon dropout, flat mount, QR system, OLD 135mm, sizes 47-50-53-55-57-59-61cm	<b>BRAKE LEVER</b>	included w/shifters
<b>SEATPOST CLAMP</b>	included in the frame	<b>DISC ROTOR</b>	Shimano SM-RT86 6-bolt type 160mm
<b>HEADSET</b>	Fsa Orbit C-33, NO.44E, 1.1/8">1.14", 45°/45° ACB steel bearings, w/15mm top cap for 47mm/52mm OD head tube	<b>RIM/WHEELSET</b>	Vision Trimax alloy disc, 6-bolt type, w/Ebikemotion rear hub motor unit
<b>FORK</b>	Bianchi Full Carbon 1.4">1.1/8" integrated head, Disc brake flat mount, thru axle 12x100mm	<b>TIRE</b>	Vittoria Rubino Pro G2.0 graphene, 700x28c, 150TPI, Folding, full Black
<b>SHIFTER</b>	Ultegra Di2 hydraulic disc brake for road	<b>STEM</b>	Velomann ST199A.2 3D Forged alloy 2014, raise - 6°, height 38mm, 1.1/8", Ext: 90mm-48/50cm, 100mm-52/54cm, 110mm-56cm, 120mm-58cm
<b>REAR DERAILLEUR</b>	Shimano ULTEGRA	<b>HANDLEBAR</b>	Reparto Corse JD-RA83A Aero Compact, alloy 6061 diam. 31,8mm, reach 74mm, drop 116mm, Size: 400mm-44/53cm, 420mm-55/59cm, 440mm-61cm
<b>FRONT DERAILLEUR</b>	Shimano ULTEGRA	<b>GRIP / TAPE</b>	La Spirale Ribbon cork w/carbon look plugs w/ Bianchi logo
<b>CHARGER / PWR CABLE</b>	Shimano CHARGING CABLE, EW-EC300, 1700MM	<b>SEATPOST</b>	Full Carbon Aero special dimension, special Clamp type with alloy head adjustable and reversible +/- 35mm; length: 300mm-47/50cm, 350mm-53/61cm
<b>CRANKSET</b>	Shimano Ultegra FRONT CHAINWHEEL, ULTEGRA, HOLLOWTECH 2, 50-34T W/O CG, W/O BB PARTS, BULK Crank Length: 170mm-47/54cm, 172.5mm-55/59cm, 175mm-61cm	<b>SADDLE</b>	Selle Royal Velomann 1285 URN, steel rails, length/ wide 278x144mm
<b>BOTTOM BRACKET</b>	Shimano SM-BB72-41B, press fit for road, right & left adapter, bearing, inner cover	<b>MOTOR UNIT</b>	E-Bike motion X35 PLUS motor, battery and iWOC One remote control, ANT+ compatible
<b>CHAIN</b>	Shimano Ultegra		
<b>CASSETTE / FREEWHEEL</b>	Shimano ULTEGRA, 11-34T, BULK		

# ARIA E-ROAD | ULTEGRA 11SP | YRBN8



THE IMAGE SHOWN IS INDICATIVE ONLY. Components and graphic details may differ from the actual model.

<b>COLOR</b>	1A: CK16/Black full glossy PZ: Summertime dream/Black Full Glossy
<b>FRAME</b>	Aria E-Road Disc carbon, mechanical/electronic shifting compatible, PressFit 86,5x41mm BB, head tube 1.4"-1.1/8", integrated seat clamp, full carbon dropout, flat mount, QR system, OLD 135mm, sizes 47-50-53-55-57-59-61cm
<b>SEATPOST CLAMP</b>	included in the frame
<b>HEADSET</b>	Fsa Orbit C-33, NO.44E, 1.1/8"x1.14", 45°/45° ACB steel bearings, w/15mm top cap for 47mm/52mm OD head tube
<b>FORK</b>	Bianchi Full Carbon 1.4"x1.1/8" integrated head, Disc brake flat mount, thru axle 12x100mm
<b>SHIFTER</b>	Shimano Ultegra ST-R8020 2x11sp, hydraulic disc brake, Shimano Ultegra ST-R8025 2x11sp, smaller lever size for sizes 47/53cm
<b>REAR DERAILLEUR</b>	Shimano Ultegra RD-R8000 GS 11sp
<b>FRONT DERAILLEUR</b>	Shimano Ultegra FD-R8000
<b>CRANKSET</b>	Shimano Ultegra FC-R8000 50x34T, Hollowtech II, Crank Length: 170mm-47/53cm, 172.5mm-55/59cm, 175mm-61cm
<b>BOTTOM BRACKET</b>	Shimano SM-BB72-41B, press fit for road, right & left adapter, bearing, inner cover
<b>CHAIN</b>	Shimano Ultegra CN-HG701-11, 11sp
<b>CASSETTE / FREEWHEEL</b>	Shimano 105 CS-R7000, 11-12-13-14-16-18-20-22-25-28-32T

<b>BRAKE</b>	Shimano BR-R8070 Hydraulic disc brake, flat mount calipers
<b>BRAKE LEVER</b>	included w/shifters
<b>DISC ROTOR</b>	Shimano SM-RT86 6-bolt type 160mm
<b>RIM/WHEELSET</b>	Vision Trimax alloy disc, 6-bolt type, w/Ebikemotion rear hub motor unit
<b>TIRE</b>	Vittoria Rubino IV 700x28, 60TPI, Folding, G2.0Graphene, black
<b>STEM</b>	Velomann ST199A.2 3D Forged alloy 2014, raise - 6°, height 38mm, 1.1/8", Ext: 90mm-48/50cm, 100mm-52/54cm, 110mm-56cm, 120mm-58cm
<b>HANDLEBAR</b>	Reparto Corse JD-RA83A Aero Compact, alloy 6061 diam. 31,8mm, reach 74mm, drop 116mm, Size: 400mm-44/53cm, 420mm-55/59cm, 440mm-61cm
<b>GRIP / TAPE</b>	La Spirale Ribbon cork w/carbon look plugs w/ Bianchi logo
<b>SEATPOST</b>	Full Carbon Aero special dimension, special Clamp type with alloy head adjustable and reversible +/- 35mm; length: 300mm-47/50cm, 350mm-53/61cm
<b>SADDLE</b>	Velomann 1285 URN, steel rails, length/wide 278x144mm
<b>MOTOR UNIT</b>	E-Bike motion X35 PLUS motor, battery and iWOC One remote control, ANT+ compatible

# E-IMPULSO ROAD

The e-Impulso road is an incredibly versatile e-road bike, and it is not limited to use solely on the tarmac.

## KEY FEATURES

**250Wh**  
BATTERY

**3.5/4h**  
CHARGING TIME

UP TO **1.200m**  
OF ELEVATION GAIN.

**3** ASSISTANCE LEVELS • ECO • COMFORT • POWER

Autonomy could be increased with 208.8Wh Xtra Power external battery.

- Aluminum hydroformed frame
- Full carbon fork
- 1.1/8" head tube
- 86.5x41mm BBset
- Flat mount calipers
- Front 12x100mm thru axle
- eBikemotion X35 Plus (Bluetooth/Ant+ compatible)
- Rear hub motor unit 250W 40Nm w/iWok one remote control
- Max support up to 100%
- Weight of the entire ebike system (motor unit, integrated battery and remote): 3.5Kg
- BLE and Ant+ compatible
- Tire size: up to 700x40
- 5 sizes: XS - S - M - L - XL

## DESIGNED FOR

Passionate riders aiming at a true road cycling experience.

## RIDING CONDITIONS CLASSIFICATIONS



1\_Riding on paved roads

## COURSE/TERRAIN

ROAD

MIXED

TRAIL

CITY

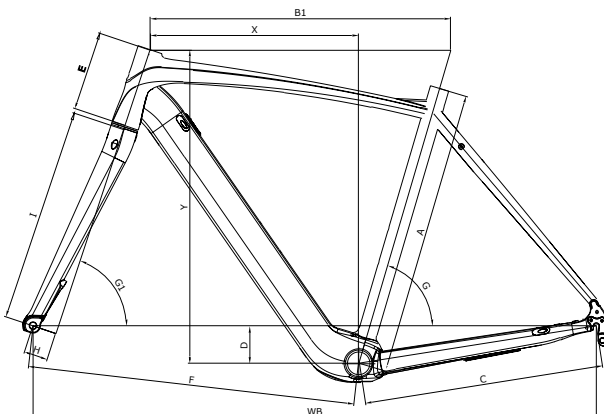
## ACTIVITY

RACE

TRAINING

DAILY USE

## GEOMETRY



### MIS

TG	A	B1	C	D	E	F	G	G1	H	I	X	Y	WB
XS	460	525	443	68	120	599	74.5°	70°	45	395	375	538	1032
S	490	540	443	68	130	600	74°	71°	45	395	382	552	1033
M	520	555	443	68	145	606	73.5°	71.5°	45	395	387	568	1039
L	550	570	443	68	160	609	73°	72°	45	395	390	584	1043
XL	580	585	443	68	180	615	72.5°	72.5°	45	395	395	604	1049



# INSPIRE EVERY RIDER

The e-Impulso road is an incredibly versatile e-road bike, and it is not limited to use solely on the tarmac. Wide tyre clearances of up to 40mm with 700c wheels allow riders to travel off the beaten path without restriction. The Impulso E-Road comes in classic Bianchi celeste with timeless black graphics.



# SMART MOTOR UNIT

## **250WH | 40NM** BATTERY

TT and triathlon configuration with +/- 18mm setback. The placement of the eBikemotion® X35 PLUS motor unit in the rear wheel distributes the weight of the battery and motor more evenly across the bike, leading to a more stable and comfortable ride.

An iWOC One remote control is included so riders can command their own riding experience with three assistance levels.

## AUTONOMY **UP TO 100KM**



## E-IMPULSO ROAD | ULTEGRA 11SP | YRBM4



<b>COLOR</b>	IE: CK16/Black glossy	<b>BRAKE LEVER</b>	included w/shifters
<b>FRAME</b>	Impulso e-Road, PressFit BB, head tube 1.1/8", Disc brake flat mount, QR system, OLD 135mm, sizes XS-SM-MD-LG-XL	<b>DISC ROTOR</b>	Shimano SM-RT86 6-bolt type 160mm
<b>SEATPOST CLAMP</b>	included in the frame	<b>FRONT HUB</b>	Formula RX-812 road disc, alloy 32h, 6 bolts, 2 sealed bearings, J-bend, thru axle 12x100mm
<b>HEADSET</b>	Fsa NO.8B/ZS4D 1.1/8" semi-integrated lower part + integrated upper part, w/15mm Top cover for 46mm/50 OD head tube	<b>RIM/WHEELSET</b>	Velomann GD24 disc 700c 622-21, profile 24mm, sleeve join, 32hole, tubeless ready, no eyelet
<b>FORK</b>	Bianchi Full carbon 1.1/8", Thru axle 12x100mm, Flat Mount disc brake	<b>TIRE</b>	Vittoria Zaffiro Pro V G2.0 700x32, 32-622, folding full black
<b>SHIFTER</b>	Shimano Ultegra ST-R8020 2x11sp, hydraulic disc brake, Shimano Ultegra ST-R8025 2x11sp, smaller lever size for sizes 47/53cm	<b>STEM</b>	Velomann ST182A, Alloy 6061, raise +/- 7°, height 38mm, Oversize, 1.1/8", Ext: 90mm-XS, 100mm-S, 110mm-M/L, 120mm-XL
<b>REAR DERAILLEUR</b>	Shimano Ultegra RD-R8000 GS 11sp	<b>HANDLEBAR</b>	Velomann RA35A Compact, Flat Top, alloy 6061 diam. 31,8mm, reach 80mm, drop 130mm, Size: 400mm-XS/S, 420mm-M/L, 440mm-XL
<b>FRONT DERAILLEUR</b>	Shimano FD-R8000 Ultegra for rear 11-speed, down swing, band type (34.9mm), 61-66 °for 46/53T cl: 43,5mm	<b>GRIP / TAPE</b>	La Spirale Ribbon cork w/carbon look plugs w/ Bianchi logo
<b>CRANKSET</b>	Shimano Ultegra FC-R8000 50x34T, Hollowtech II, Crank Length: 170mm-47/53cm, 172.5mm-55/59cm, 175mm-61cm	<b>SEATPOST</b>	Velomann SP02.1 Alloy shaft AL6061, alloy head, 15mm offset, 31,6mm, Length: 300mm-XS/SM, 350mm-MD/LG/XL
<b>BOTTOM BRACKET</b>	Shimano SM-BB71-41B	<b>SADDLE</b>	Velomann, steel rails, open, PU cover, 250x148mm
<b>CHAIN</b>	Kmc X11-1 EPT, 11sp, EPT finish	<b>MOTOR UNIT</b>	E-Bike motion X35 PLUS motor, battery and iWOC One remote control, ANT+ compatible
<b>CASSETTE / FREEWHEEL</b>	Shimano 105 CS-R7000, 11-12-13-14-16-18-20-22-25-28-32T		
<b>BRAKE</b>	Shimano BR-R8070 Hydraulic disc brake, flat mount calipers		

# E-MTB

E-SUV

E-OMNIA FX TYPE

E-OMNIA X TYPE

T-TRONIK PERFORMER

T-TRONIK REBEL

T-TRONIK SPORT

# E-SUV

Human-machine interaction reaches a new threshold with the bianchi e-suv: a disruptive e-mtb, with 720wh battery and integrated lights, that embodies the marriage of style and function.

## KEY FEATURES

**720Wh**  
BATTERY

**6h**  
CHARGING TIME

**85Nm**  
TORQUE

**3** ASSISTANCE LEVELS  
• ECO • TRAIL • BOOST

- Full carbon frame 150mm rear travel
- Integrated front, rear and side lights
- Shimano EP8 250W 85Nm central motor unit w/torque sensor, speed sensor and cadence sensor
- Max assistance up to 400%
- 720Wh integrated battery
- Boost 12x148mm rear axle
- Internal cable routing
- Custom carbon integrated handlebar/stem system (Racer and Rally model only)
- 1.5/1.5" ACR headset
- Asymmetrical swing arm
- Unique battery cooling system
- Wheel size 29x2.6 or 29x2.6/27.5x2.8
- 3 Sizes (17,19,21")

## DESIGNED FOR

Challenging off-road trails. For hardcore e-racer or for exploration and enjoyment.

## RIDING CONDITIONS CLASSIFICATIONS



4\_Riding on rough terrain with drops of less than 122 cm

## COURSE/TERRAIN

ROAD

MIXED

TRAIL

CITY

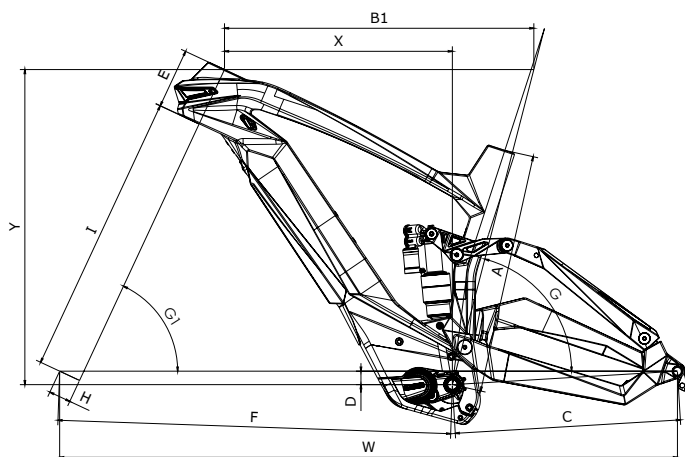
## ACTIVITY

RACE

TRAINING

DAILY USE

## GEOMETRY



### E-SUV RACER 29"/29" - 150/160mm TRAVEL

SIZE	A	B1	C	D	E	F	G	G1	H	X	Y	W
M 17"	440	600	452	27	110	766	75.5°	65°	44	442	623	1216
L 19"	480	620	452	27	120	788	75.5°	65°	44	460	631	1238
XL 21"	520	645	452	27	130	814	75.5°	65°	44	482	641	1265

### E-SUV RALLY & ADVENTURE 27,5"/29" - 150/150mm TRAVEL

SIZE	A	B1	C	D	E	F	G	G1	H	X	Y	W
M 17"	440	600	452	30	110	762	75.5°	65°	44	440	624	1212
L 19"	480	620	452	30	120	784	75.5°	65°	44	458	633	1234
XL 21"	520	645	452	30	130	811	75.5°	65°	44	480	642	1261

# ONE MODEL. THREE VERSIONS.



## E-SUV RALLY

The e-SUV Rally can take on anything and go all night. It is less about competition and more about exploration and enjoyment, and to that end it boasts integrated lights and fenders.

## E-SUV RACER

The e-SUV Racer benefits from a purity of purpose and industry-leading componentry, making it a true winner. It is designed, without integrated lights and fenders, for the hardcore racer, the rider who loves feeling the thrill of speed and conquering the toughest trails.

## E-SUV ADVENTURE

The e-SUV Adventure was created for challenging off-road trails, but it can also handle urban riding with ease. Let the name of the model fuel the fires of your inspiration as you seek out new, uncharted routes.

# INTEGRATED LIGHTS


Attention to rider's safety and well-being is key to the Bianchi Lif-e project. With this in mind we have designed the new e-SUV with integrated front, side and rear led lights. Integrated lights are available on the Rally and Adventure models only.





ASYMMETRIC  
CHAINSTAY



A detailed close-up photograph of the central motor unit of a Bianchi SUV bicycle. The motor is a black, cylindrical unit with a textured surface, mounted on the frame. It is connected to a Shimano crankset and a chain. The frame is black with "BIANCHI" written on the down tube. The background is dark and out of focus, showing parts of the bicycle's frame and wheels.

CENTRAL  
MOTOR UNIT  
**250W | 85 NM TORQUE**

## COOLING SYSTEM

The Bianchi SUV features a 720Wh fully integrated battery. The battery cover features a unique cooling system inspired by the self ventilated facades in modern architecture. It works as a forced air vertical duct that prevents the engine and the battery from overheating. An intake allows the fresh air to enter from the top. The fresh air flows through an internal duct above the battery and escapes from the bottom. This flow works as a vacuum system and reduces the heat of both the battery and the motor.

## E-SUV RACER | XTR 1X12SP | YRBQ1



THE IMAGE SHOWN IS INDICATIVE ONLY. Components and graphic details may differ from the actual model.

<b>COLOR</b>	CM: Black CK16-Chrome Full Glossy	<b>RIM/WHEELSET</b>	DT Swiss HXC1501 Spline Carbon 29" 30mm
<b>FRAME</b>	Bianchi E-SUV 150mm Full Carbon, 1.5" tapered HT, seatpost diam. 31,6mm, integrated seat clamp, PM180mm dropout, thru axle 12x148mm, internal cable routing inside DT, sizes 43, 48, 53cm	<b>TIRE</b>	Kenda Hellkat 29x2.6, 60TPI EMC, DTC compound, 66-622 folding type
<b>REAR SHOCK</b>	Fox Float X2 Factory	<b>STEM</b>	integrated with handlebar (one piece)
<b>SEATPOST CLAMP</b>	integrated	<b>HANDLEBAR</b>	Bianchi integrated carbon handlebar-stem, rise +6°, 800mm width, stem length: 40mm, 7° backsweep, 5° upsweep, 25mm rise
<b>HEADSET</b>	Fsa NO.55R/558 1.5"	<b>GRIP / TAPE</b>	T-One Rock T-GP34 single lock grip , TPR, plastic inner body, aluminium clamp
<b>FORK</b>	Fox 38 Float 29" Factory, e-MTB + version, 160mm travel	<b>SEATPOST</b>	Fox Transfer Factory, diam 31,6mm, travel: 125mm-17", 150mm-19,21"
<b>SHIFTER</b>	Shimano XTR SL- M9100IR 1x12sp	<b>SADDLE</b>	Fi'zi:k Alpaca Terra, S alloy rail, 249x145mm
<b>REAR DERAILLEUR</b>	Shimano XTR RD-M9100SGS Shadow+ Design 12sp	<b>MOTOR UNIT</b>	Shimano EP8 motor unit w/DU-EP800 drive unit, 44T chainring, speed sensor w/720Wh integrated battery
<b>CRANKSET</b>	Shimano FC-EM600 Alu crank 165mm, 24mm axle w/custom chainguide for 30-38T	<b>FRONT LIGHT</b>	INTEGRATED CUSTOM FRONT AND SIDE LIGHT MADE W/SPANNINGA
<b>BOTTOM BRACKET</b>	Included w/motor unit	<b>REAR LIGHT</b>	Spanninga integrated rear lights
<b>CHAIN</b>	Shimano CN-M8100, 12sp	<b>MUDGUARD</b>	BIANCHI CUSTOM MUDGUARDS
<b>CASSETTE / FREEWHEEL</b>	Shimano CS-M8100-12, 10-51T		
<b>BRAKE</b>	Shimano BL-M9120, 4 pistons brakes		
<b>DISC ROTOR</b>	Shimano RT-MT900 front & RT-EM910 rear with magnet for speed sensor, 203mm front & rear, Center Lock		

## E-SUV RALLY | XTR 1X12SP | YRBQ2



<b>COLOR</b>	CM: Black CK16-Chrome Full Glossy	<b>RIM/WHEELSET</b>	DT Swiss HX 1501 Spline 27,5 rear 35mm & 29 front" 30mm
<b>FRAME</b>	Bianchi E-SUV 150mm Full Carbon, 1.5" tapered HT, seatpost diam. 31,6mm, integrated seat clamp, PM180mm dropout, thru axle 12x148mm, internal cable routing inside DT, sizes 43, 48, 53cm	<b>TIRE</b>	Front: Kenda Hellkat 29x2.6, 60tpi EMC, DTC compound, 66-622 folding type Rear: Kenda Regolith 27,5x2.8, 60tpi EMC, DTC compound, 71-584 folding type
<b>REAR SHOCK</b>	Fox Float DPX2 Factory	<b>STEM</b>	integrated with handlebar (one piece)
<b>SEATPOST CLAMP</b>	integrated	<b>HANDLEBAR</b>	Bianchi integrated carbon handlebar-stem, rise +6°, 800mm width, stem length: 40mm, 7° backsweep, 5° upsweep, 25mm rise
<b>HEADSET</b>	Fsa NO.55R/558 1.5"	<b>GRIP / TAPE</b>	T-One Rock T-GP34 single lock grip , TPR, plastic inner body, aluminium clamp
<b>FORK</b>	Fox 38 Float 29" Factory, e-MTB version, 150mm travel	<b>SEATPOST</b>	Fox Transfer Factory, diam 31,6mm, travel: 125mm-17", 150mm-19,21"
<b>SHIFTER</b>	Shimano XTR SL- M9100IR 1x12sp	<b>SADDLE</b>	Fi'zi:k Alpaca Terra, S alloy rail, 249x145mm
<b>REAR DERAILLEUR</b>	Shimano XTR RD-M9100SGS Shadow+ Design 12sp	<b>FRONT LIGHT</b>	Spanninga integrated front lights + Lupine SL-F Shimano
<b>CRANKSET</b>	Shimano FC-EM600 Alu crank 165mm, 24mm axle w/custom chainguide for 30-38T	<b>REAR LIGHT</b>	Spanninga integrated rear lights
<b>BOTTOM BRACKET</b>	Included w/motor unit	<b>MUDGUARD</b>	Front & rear integrated mudguards
<b>CHAIN</b>	Shimano CN-M8100, 12sp		
<b>CASSETTE / FREEWHEEL</b>	Shimano CS-M8100-12, 10-51T		
<b>BRAKE</b>	Shimano BL-M8100, 4 pistons brakes		
<b>DISC ROTOR</b>	Shimano front RT-MT800 & rear RT-EM810 with magnet for speed sensor, diam. 203mm front & rear, Center Lock		

## E-SUV ADVENTURE | GX EAGLE 1X12SP | YRBQ3



THE IMAGE SHOWN IS INDICATIVE ONLY. Components and graphic details may differ from the actual model.

<b>COLOR</b>	CM: Black CK16-Chrome Full Glossy	<b>RIM/WHEELSET</b>	DT Swiss H1900 Spline 27,5 rear" 35mm & 29 front 30mm
<b>FRAME</b>	Bianchi E-SUV 150mm Full Carbon, 1.5" tapered HT, seatpost diam. 31,6mm, integrated seat clamp, PM180mm dropout, thru axle 12x148mm, internal cable routing inside DT, sizes 43, 48, 53cm	<b>TIRE</b>	Front: Kenda Hellkat 29x2.6, 60tpi EMC, DTC compound, 66-622 folding type Rear: Kenda Regolith 27,5x2.8, 60tpi EMC, DTC compound, 71-584 folding type
<b>REAR SHOCK</b>	Rock Shox Deluxe Select+ RL, 185/55 TR, black finish tube, external rebound adjustment, lockout, hardware 8x25mm	<b>STEM</b>	Velomann ST97Q +/-0°, 1,1/8 x diam.35mm, ext: 50mm
<b>SEATPOST CLAMP</b>	integrated	<b>HANDLEBAR</b>	Velomann rise MTB488Q.7, width 780mm diam.35mm, rise 20mm, backsweep 9°, double butted AL7050
<b>HEADSET</b>	Fsa NO.55R/558 1.5"	<b>GRIP / TAPE</b>	T-One Rock T-GP34 single lock grip , TPR, plastic inner body, aluminium clamp
<b>FORK</b>	Rock Shox ZEB Select 29B" DebonAir 150mm	<b>SEATPOST</b>	Velomann YSP32J-FL, diam.31,6mm, internal remote cable routing, travel: 125mm-17", 150mm-19,21"
<b>SHIFTER</b>	Sram GX EAGLE 1x12sp	<b>SADDLE</b>	Fi'zi:k Alpaca Terra, S alloy rail, 249x145mm
<b>REAR DERAILLEUR</b>	Sram GX Eagle 12sp long cage carbon	<b>FRONT LIGHT</b>	Spanninga integrated front light
<b>CRANKSET</b>	Shimano FC-EM600 Alu crank 165mm, 24mm axle, w/SRAM XSYNC2 34T chainring,w/custom chainguide for 30-38T	<b>REAR LIGHT</b>	Spanninga integrated rear lights
<b>BOTTOM BRACKET</b>	Included w/motor unit	<b>MUDGUARD</b>	Front & rear integrated mudguards
<b>CHAIN</b>	Sram NX Eagle 12sp	<b>MOTOR UNIT</b>	Shimano EP8 motor unit w/DU-EP800 drive unit, XSYNC2 34T chainring, speed sensor w/720Wh integrated battery
<b>BRAKE</b>	Shimano BL-M6100		
<b>DISC ROTOR</b>	Shimano RT-64 Front & RT-EM600 Rear with magnet for speed sensor, 203mm front & rear, Center Lock		

# E-OMNIA FX TYPE

The FX Type is the most capable MTB model in the E-Omnia platform. It is designed for expert riders who love to shred trails and seek out fun on two wheels.

## KEY FEATURES

**500WH | 625WH**  
BATTERY

**85Nm**  
TORQUE

**142Km** AUTONOMY

- 150mm full suspension aluminum MTB frame
- Gravity casting aluminum tubes
- Integrated front (40lux), rear and side led lights. Visibility-range of 100 metres, and visibility to others at 500 meters.
- Bianchi custom mudguard
- Integrated seat clamp
- High capacity battery (Bosch 500Wh o 625Wh)
- 4 pistons caliper brakes
- Front wheel ABS option

## DESIGNED FOR

Hardcore biker who makes e-mtb his main sport and wants an aggressive trail bike to have fun conquering every climb and having total control on the descent.

## RIDING CONDITIONS CLASSIFICATIONS



4\_Riding on rough terrain  
with drops of less than 122cm

## COURSE/TERRAIN

ROAD

MIXED

TRAIL

CITY

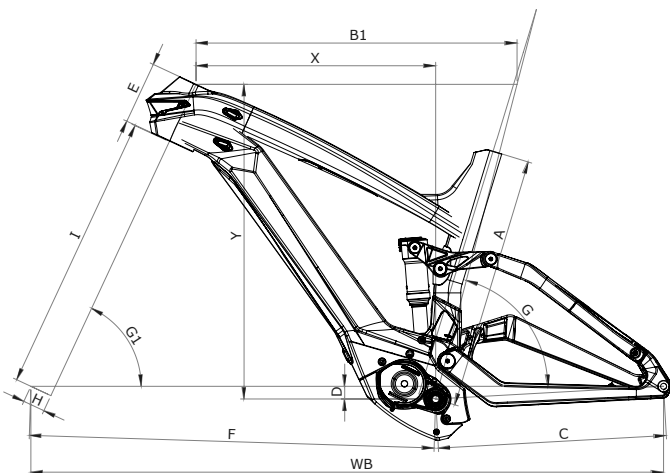
## ACTIVITY

RACE

TRAINING

DAILY USE

## GEOMETRY



### SIZE

	A	B1	C	D	E	F	G	G1	H	I	X	Y	WB
M	430	600	458	27	116	764	75.5°	65°	44	557	440	619	1221
L	480	620	457	27	121	786	75.5°	65°	44	557	459	623	1241
XL	530	640	455	27	126	806	75.5°	65°	44	557	477	627	1260



BATTERY OPTIONS  
**500WH**  
**625WH**

TORQUE  
**85NM**

AUTONOMY  
UP TO **142KM**



## BREAKING SYSTEM **ABS OPTION**

These features increase safety by giving the rider better stability, stopping power and manoeuvrability when they are on tricky terrain. Not to mention fine control over the exact amount of braking at any moment.

# E-OMNIA FX TYPE | XT 1X12SP | YRBA4



THE IMAGE SHOWN IS INDICATIVE ONLY. Components and graphic details may differ from the actual model.

<b>COLOR</b>	BC: Blu Notte/CK16 Full Glossy OR: Black/Gray Matt-Glossy	<b>DISC ROTOR</b>	Shimano RT-64 Front & RT-EM600 Rear with magnet for speed sensor, 203mm front & rear, Center Lock
<b>FRAME</b>	e-Omnia FX Type alloy FS 29" - Bosch Gen4, 150mm Alloy, 1.5" tapered HT, seatpost diam.31,6mm, integrated seat clamp, PM 180mm dropout thru axle 12x148mm, internal cable routing inside DT, sizes 43,48,53 (MD; LG; XL)	<b>RIM/WHEELSET</b>	WTB Velomann ST30 TCS 2.0 29i, 30mm 29i, 32 hole drilling, Disc Only
<b>REAR SHOCK</b>	FOX FLOAT DPS PERFORMANCE	<b>TIRE</b>	Kenda Hellkat 29x2.6, 60TPI EMC, DTC compound, 66-622 folding type
<b>SEATPOST CLAMP</b>	integrated	<b>STEM</b>	Velomann ST97Q +/-0°, 1,1/8 x diam.35mm, ext: 50mm
<b>HEADSET</b>	Fsa NO.55R/558 1.5"	<b>HANDLEBAR</b>	Velomann rise MTB488Q.7, width 780mm, diam.35mm, rise 20mm, backsweep 9°, double butted AL7050
<b>FORK</b>	Fox Float 36 Rhythm 29", 160mm travel	<b>GRIP / TAPE</b>	Rock T-GP34 single lock grip, TPR, plastic inner body, aluminium clamp
<b>SHIFTER</b>	Shimano Deore SL-M6100-IR 1x12sp	<b>SEATPOST</b>	VELOMANN DROPPER SEATPOST, DIAM. 31,6MM, INTERNAL REMOTE CABLE ROUTING W/REMOTE CONTROL FOR 1X DRIVETRAIN, 120MM TRAVEL-43CM, 150M TRAVEL-48/53CM
<b>REAR DERAILLEUR</b>	XT Shadow + Design 12sp, top normal, direct attachment, for 10-51T max	<b>SADDLE</b>	Velomann 1285URN, manganese rail, lenght 277mm x width 144mm
<b>CRANKSET</b>	FSA CK-762/IS Forged Alu crank 165 mm ISIS black/FSA 1x Alloy Spider, Boost148 / Alloy / SB black / for SMN/SRAM 12SP/FSA ISIS CrMo M15 crank arm bolts ML054/Chainguide custom 30-38T	<b>FRONT LIGHT</b>	INTEGRATED CUSTOM FRONT AND SIDE LIGHT MADE W/SPANNINGA
<b>BOTTOM BRACKET</b>	Included w/motor unit	<b>REAR LIGHT</b>	Spanninga integrated rear lights
<b>CHAIN</b>	SHIMANO CN-M7100 12SP	<b>MUDGUARD</b>	BIANCHI CUSTOM MUDGUARDS
<b>CASSETTE / FREEWHEEL</b>	Shimano CS-M7100-12, 12sp, 10-51T	<b>MOTOR UNIT</b>	BOSCH PERFORMANCE LINE CX 250W 85NM
<b>BRAKE</b>	Shimano BR-MT520 w/rear J-Kit only, resin pad, w/203 adapter for front & rear, I-SPEC II compatible		



## E-OMNIA FX TYPE | GX EAGLE 1X12SP | YRBA3



THE IMAGE SHOWN IS INDICATIVE ONLY. Components and graphic details may differ from the actual model.

<b>COLOR</b>	BC: Blu Notte/CK16 Full Glossy OR: Black/Gray Matt-Glossy	<b>DISC ROTOR</b>	Shimano SM-RT30 CL 203mm front & rear, CenterLock w CL ring external serration
<b>FRAME</b>	e-Omnia FX Type alloy FS 29" - Bosch Gen4, 150mm Alloy, 1.5" tapered HT, seatpost diam.31,6mm, integrated seat clamp, PM 180mm dropout thru axle 12x148mm, internal cable routing inside DT, sizes 43,48,53 (MD; LG; XL)	<b>FRONT HUB</b>	HB-MT400-B for Center Lock, 32holes, thru axle 15X110mm
<b>REAR SHOCK</b>	Rock Shox Deluxe Select+ RL, 185/55 TR, black finish tube, external rebound adjustment, lockout, hardware 8x25mm	<b>REAR HUB</b>	SHIMANO FH-MT400-B for CenterLock, 32h 12X148mm BOOST, 8/9/10/11 speed body
<b>SEATPOST CLAMP</b>	integrated	<b>RIM/WHEELSET</b>	WTB Velomann ST30 TCS 2.0 29i, 30mm 29i, 32 hole drilling, Disc Only
<b>HEADSET</b>	Fsa NO.55R/558 1.5"	<b>TIRE</b>	Kenda Hellkat 29x2.6, 60TPI EMC, DTC compound, 66-622 folding type
<b>FORK</b>	Rock Shox YARI RC 29B" Solo Air, 150mm	<b>STEM</b>	Velomann ST97Q +/-0°, 1,1/8 x diam.35mm, ext: 50mm
<b>SHIFTER</b>	Sram SX EAGLE 1x12 trigger single click for e-bike	<b>HANDLEBAR</b>	Velomann rise MTB488Q.7, width 780mm, diam.35mm, rise 20mm, backsweep 9°, double butted AL7050
<b>REAR DERAILLEUR</b>	Sram GX Eagle 12sp long cage carbon	<b>GRIP / TAPE</b>	Rock T-GP34 single lock grip, TPR, plastic inner body, aluminium clamp
<b>CRANKSET</b>	FSA CK-762/IS Forged Alu crank 165 mm ISIS black FSA ISIS CrMo M15 crank arm bolts MLO54EAGLE 34T CHAINRING direct mount Chainguide custom 30-38T	<b>SEATPOST</b>	VELOMANN DROPPER SEATPOST, DIAM. 31,6MM, INTERNAL REMOTE CABLE ROUTING W/REMOTE CONTROL FOR 1X DRIVETRAIN, 120MM TRAVEL-43CM, 150M TRAVEL-48/53CM
<b>BOTTOM BRACKET</b>	Included w/motor unit	<b>SADDLE</b>	Velomann 1285URN, manganese rail, length 277mm x width 144mm
<b>CHAIN</b>	SRAM SX EAGLE 12SP	<b>FRONT LIGHT</b>	INTEGRATED CUSTOM FRONT AND SIDE LIGHT MADE W/SPANNINGA
<b>CASSETTE / FREEWHEEL</b>	Sram PG1210 12sp, 11-50T	<b>REAR LIGHT</b>	Spanninga integrated rear lights
<b>BRAKE</b>	Shimano BR-MT520 w/rear J-Kit only, resin pad, w/203 adapter for front & rear, I-SPEC II compatible	<b>MUDGUARD</b>	BIANCHI CUSTOM MUDGUARDS
		<b>MOTOR UNIT</b>	BOSCH PERFORMANCE LINE CX 250W 85NM

# E-OMNIA X TYPE

The E-Omnia X Type is an e-MTB hardtail designed to excel on anything from fire roads to mountain trails.

## KEY FEATURES

**500WH | 625WH**  
OR DUAL BATTERY

**85Nm**  
TORQUE

**195Km\*** AUTONOMY  
\*with dual battery

- Hardtail aluminum Mtb frame
- Gravity casting aluminum tubes
- Integrated front (40lux), rear and side led lights. Visibility-range of 100 meters, and visibility to others at 500 meters.
- Bianchi custom mudguard
- Integrated seat clamp
- High capacity battery (Bosch 500Wh o 625Wh)
- Dual battery option
- Front wheel ABS option

## DESIGNED FOR

A biker who wants an high-performance product for sportive activity on all terrain and weather conditions.

## RIDING CONDITIONS CLASSIFICATIONS



3\_Riding on rough terrain with drops of less than 61 cm

## COURSE/TERRAIN

ROAD

MIXED

TRAIL

CITY

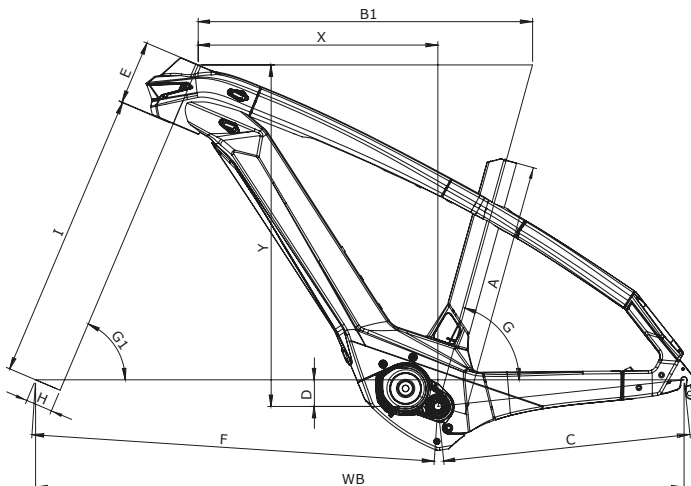
## ACTIVITY

RACE

TRAINING

DAILY USE

## GEOMETRY



### SIZE

	A	B1	C	D	E	F	G	G1	H	I	X	Y	WB
M	440	607	465	50	116	732	74.5°	67°	47	541	430	637	1192
L	480	628	465	50	121	753	74.5°	67°	47	541	450	641	1214
XL	520	649	465	50	126	775	74.5°	67°	47	541	470	646	1236

AUTONOMY  
UP TO **195KM**\*

\*w/Dual Battery



## BREAKING SYSTEM **ABS OPTION**

These features increase safety by giving the rider better stability, stopping power and manoeuvrability when they are on tricky terrain. Not to mention fine control over the exact amount of braking at any moment.



INTEGRATED FRONT  
**(40LUX)**, REAR AND SIDE  
LED LIGHTS

# E-OMNIA X TYPE | SX EAGLE 1X12SP | YRBA2



THE IMAGE SHOWN IS INDICATIVE ONLY. Components and graphic details may differ from the actual model.

<b>COLOR</b>	BC: Blu Notte/CK16 Full Glossy OR: Black/Gray Matt-Glossy	<b>FRONT HUB</b>	HB-MT400-B for Center Lock, 32holes, thru axle 15X110mm
<b>FRAME</b>	e-Omnia X Type HT Alu 29", 120mm front suspended, 1.5" tapered HT, seatpost diam.31,6mm, integrated seat clamp, PM 180mm dropout thru axle 12x148mm, internal cable routing inside DT, sizes 43,48,53 (MD; LG; XL)	<b>REAR HUB</b>	SHIMANO FH-MT400-B for CenterLock, 32h 12X148mm BOOST, 8/9/10/11 speed body
<b>SEATPOST CLAMP</b>	integrated	<b>RIM/WHEELSET</b>	WTB Velomann ST30 TCS 2.0 29i, 30mm 29i, 32 hole drilling, Disc Only
<b>HEADSET</b>	Fsa NO.55R/558 1.5"	<b>TIRE</b>	Kenda Booster 29x2.6, 30tpi
<b>FORK</b>	ROCK SHOX RECON SILVER RL 29B" SOLO AIR, 120MM	<b>STEM</b>	Velomann ST97A +/-0°, 1.1/8", diam. 31,8mm, 55mm for 15,17,19,21" w/ decals
<b>SHIFTER</b>	Sram SX EAGLE 1x12 trigger single click for e-bike	<b>HANDLEBAR</b>	Velomann Rise MTB479A, width 740mm, diam.31,8mm, 9° backsweep, 15mm rise,DB Alloy 6061-T6
<b>REAR DERAILLEUR</b>	SX EAGLE 12s long cage	<b>GRIP / TAPE</b>	Rock T-GP34 single lock grip , TPR, plastic inner body, aluminium clamp
<b>CRANKSET</b>	FSA FORGED ALU, CRANK LENGTH 165 MM, ISIS BB AXLE, W/SRAM EAGLE 34T CHAINRING	<b>SEATPOST</b>	Velomann SP-7019, lenght 350mm for 17" size and 400mm for 19,21", diam.31,6mm, 0mm seatback, AL2014 shaft
<b>BOTTOM BRACKET</b>	Included w/motor unit	<b>SADDLE</b>	Velomann 2058DRN, 140mm width, Steel rails black, PVC soft touch
<b>CHAIN</b>	SRAM SX EAGLE 12SP	<b>FRONT LIGHT</b>	INTEGRATED CUSTOM FRONT AND SIDE LIGHT MADE W/SPANNINGA
<b>CASSETTE / FREEWHEEL</b>	Sram PG1210 12sp, 11-50T	<b>REAR LIGHT</b>	Spanninga integrated rear lights
<b>BRAKE</b>	SHIMANO MT4100 w/rear J-Kit only, Shimano logo, resin pad, w/SM-MA-F180P/P2 adapter for front	<b>MUDGUARD</b>	BIANCHI CUSTOM MUDGUARDS
<b>DISC ROTOR</b>	Shimano SM-RT10 CL 180mm front & rear, CenterLock w/o CL ring for front only, for resin pad only	<b>MOTOR UNIT</b>	BOSCH PERFORMANCE LINE CX 250W 85NM

# E-OMNIA X TYPE | DEORE 1X11SP | YRBA1



THE IMAGE SHOWN IS INDICATIVE ONLY. Components and graphic details may differ from the actual model.

<b>COLOR</b>	BC: Blu Notte/CK16 Full Glossy OR: Black/Gray Matt-Glossy	<b>FRONT HUB</b>	HB-MT400-B for Center Lock, 32holes, thru axle 15X110mm
<b>FRAME</b>	e-Omnia X Type HT Alu 29", 120mm front suspended, 1.5" tapered HT, seatpost diam.31,6mm, integrated seat clamp, PM 180mm dropout thru axle 12x148mm, internal cable routing inside DT, sizes 43,48,53 (MD; LG; XL)	<b>REAR HUB</b>	SHIMANO FH-MT400-B for CenterLock, 32h 12X148mm BOOST, 8/9/10/11 speed body
<b>SEATPOST CLAMP</b>	integrated	<b>RIM/WHEELSET</b>	WTB Velomann ST30 TCS 2.0 29i, 30mm 29i, 32 hole drilling, Disc Only
<b>HEADSET</b>	Fsa NO.55R/558 1.5"	<b>TIRE</b>	Kenda Booster 29x2.6, 30tpi
<b>FORK</b>	Suntour XCR34 AIR Boost LOR DS 29" 120mm	<b>STEM</b>	Velomann ST97A +/-0°, 1.1/8", diam. 31,8mm, 55mm for 15,17,19,21" w/ decals
<b>SHIFTER</b>	Shimano Deore SL-M5100-R 1x11sp	<b>HANDLEBAR</b>	Velomann Rise MTB479A, width 740mm, diam.31,8mm, 9° backsweep, 15mm rise,DB Alloy 6061-T6
<b>REAR DERAILLEUR</b>	Shimano Deore RD-M5100 1x11s, 11-51T Max	<b>GRIP / TAPE</b>	Rock T-GP34 single lock grip , TPR, plastic inner body, aluminium clamp
<b>CRANKSET</b>	FSA CK-320/IS Die cast AL crank 165 mm ISIS blackFSA E-BIKE CHAINRING 34T STEEL FOR 104BCD SPIDERFSA W0147 1x Steel Spider BCD104/Steel/ED/ CL 53mmFSA ISIS CrMo M15 crank arm bolts MLO54FSA STEEL CHAINRING BOLTS MLO84(bolt)∠4 +ML163(nut)∠4	<b>SEATPOST</b>	Velomann SP-7019, lenght 350mm for 17" size and 400mm for 19,21", diam.31,6mm, 0mm seatback, AL2014 shaft
<b>BOTTOM BRACKET</b>	Included w/motor unit	<b>SADDLE</b>	Velomann 2058DRN, 140mm width, Steel rails black, PVC soft touch
<b>CHAIN</b>	Kmc e10S EPT finish, 11sp	<b>FRONT LIGHT</b>	INTEGRATED CUSTOM FRONT AND SIDE LIGHT MADE W/SPANNINGA
<b>CASSETTE / FREEWHEEL</b>	Shimano CS-M5100-11, 11sp, 11-51T	<b>REAR LIGHT</b>	Spanninga integrated rear lights
<b>BRAKE</b>	Shimano MT401 w/rear J-Kit only, Shimano logo, resin pad, w/o adapter	<b>MUDGUARD</b>	BIANCHI CUSTOM MUDGUARDS
<b>DISC ROTOR</b>	Shimano SM-RT10 CL 180mm front & rear, CenterLock w/o CL ring for front only, for resin pad only	<b>MOTOR UNIT</b>	BOSCH PERFORMANCE LINE CX 250W 85NM

# T-TRONIK PERFORMER

Aggressive trail e-Mtb with carbon frame, designed to climb steep mountains with total downhill control.

## KEY FEATURES

**630Wh**  
BATTERY

**5/6h**  
CHARGING TIME

**85Nm**  
TORQUE

**3** ASSISTANCE LEVELS  
• ECO • TRAIL • BOOST

- Carbon frame with aluminum rear triangle
- Travel: 150/160mm front, 140mm rear
- Shimano EP8 250W 85Nm central motor unit w/torque sensor, speed sensor and cadence sensor
- Max support up to 400%
- Battery: 630Wh
- Wheel size: 29x2.6, compatible with: 27.5x2.8
- BB Height adjustability through a flip chip positioned on shock rocker link
- Custom top cap w/top tube impact protection
- Internal cable routing
- Fox Live Valve system compatible
- 1.5/1.5 ACR headset
- Boost 12x148mm rear axle
- 4 sizes: S, M, L, XL

## DESIGNED FOR

Expert riders who love to shred the trails.

## RIDING CONDITIONS CLASSIFICATIONS



4\_Riding on rough terrain with drops of less than 122 cm

## COURSE/TERRAIN

ROAD

MIXED

TRAIL

CITY

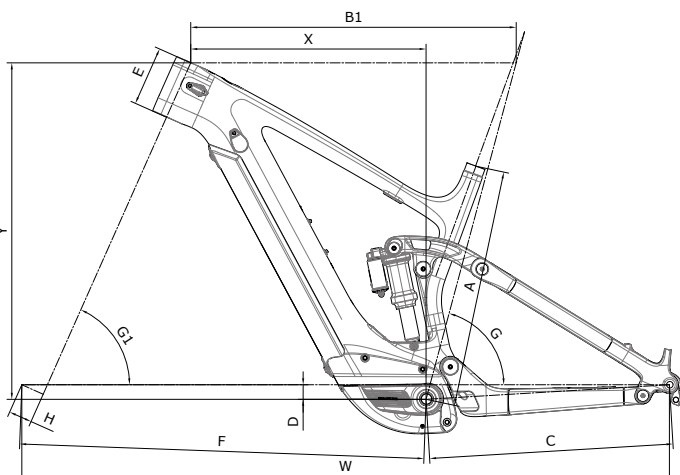
## ACTIVITY

RACE

TRAINING

DAILY USE

## GEOMETRY



### FLIP CHIP POSITION "HIGH BB"

SIZE	A	B1	C	D	E	F	G	G1	H	X	Y	W	
S	15"	400	574	450	27	100	719	75°	66°	44	414	613	1168
M	17"	440	603	450	27	110	750	75°	66°	44	440	622	1199
L	19"	480	630	450	27	125	779	75°	66°	44	464	636	1229
XL	21"	520	654	450	27	140	806	75°	66°	44	484	649	1255

### FLIP CHIP POSITION "LOW BB"

SIZE	A	B1	C	D	E	F	G	G1	H	X	Y	W	
S	15"	400	576	453	36	100	719	74,3°	65,3°	44	406	618	1170
M	17"	440	605	453	36	110	750	74,3°	65,3°	44	432	628	1201
L	19"	480	632	453	36	125	779	74,3°	65,3°	44	456	641	1231
XL	21"	520	656	453	36	140	806	74,3°	65,3°	44	476	655	1257

# STYLE AND PERFORMANCE

**150/160mm** FRONT  
**140mm** REAR TRAVEL

means the T-Tronik Performer makes easy work of the roughest of trails.

The aluminum rear triangle provides strength and reliability needed for big days of riding.







**630WH**  
BATTERY

# T-TRONIK PERFORMER 9.1 | XTR/XT 1X12SP | YRBU7



<b>COLOR</b>	5G: Black/ CK16 Full Glossy	<b>CASSETTE / FREEWHEEL</b>	Shimano CS-M7100-12, 12sp, 10-51T
<b>FRAME</b>	T-Tronik Performer 140mm, Carbon front triangle, Alu rear triangle, 1.5" tapered HT, seatpost diam. 31,6mm, seat post clamp diam. 34,9mm, PM 180mm dropout thru axle 12x148mm, internal cable routing, sizes 38-43-48-53cm	<b>BRAKE</b>	Shimano BL-M8100, 4 pistons brakes
<b>REAR SHOCK</b>	Fox Float DPS Factory	<b>DISC ROTOR</b>	Shimano front RT-MT800 & rear RT-EM810 with magnet for speed sensor, diam. 203mm front & rear, Center Lock
<b>SEATPOST CLAMP</b>	Alu, 35,4mm clamp	<b>RIM/WHEELSET</b>	DT Swiss HX1700 Spline 29" 30mm
<b>HEADSET</b>	Fsa NO.77R 1.5"/ICR SB	<b>TIRE</b>	Kenda Hellkat 29x2.6, 60TPI EMC, DTC compound, 66-622 folding type
<b>FORK</b>	Fox 38 Float 29" Factory, e-MTB + version, 160mm travel	<b>STEM</b>	Tec Cursus, 0°, 1.1/8", diam. 35mm, ext: 50mm
<b>SHIFTER</b>	Shimano XT SL- M8100R 12sp	<b>HANDLEBAR</b>	Tec Cursus rise double butted AL7050, width 780mm, diam. 35mm, 20mm rise, 9° backsweep
<b>REAR DERAILLEUR</b>	Shimano XTR RD-M9100SGS Shadow+ Design 12sp	<b>GRIP / TAPE</b>	T-One Rock T-GP34
<b>CRANKSET</b>	Shimano FC-EM600 Alu crank 165mm, 24mm axle w/custom chainguide for 30-38T	<b>SEATPOST</b>	Fox Transfer Factory, diam 31,6mm, travel: 100mm-15", 125mm-17", 150mm-19/21"
<b>BOTTOM BRACKET</b>	Included w/motor unit	<b>SADDLE</b>	Fi'zi:k Alpaca Terra, S alloy rail, 249x145mm
<b>CHAIN</b>	SHIMANO CN-M7100 12SP	<b>MOTOR UNIT</b>	Shimano EP8 motor unit w/DU-EP800 drive unit, 34T chainring, speed sensor w/630Wh integrated battery

## T-TRONIK PERFORMER 9.2 | XT 1X12SP | YRBU6



<b>COLOR</b>	5G: Black/ CK16 Full Glossy	<b>BRAKE</b>	Shimano BL-M8100, 4 pistons brakes
<b>FRAME</b>	T-Tronik Performer 140mm, Carbon front triangle, Alu rear triangle, 1.5" tapered HT, seatpost diam. 31,6mm, seat post clamp diam. 34.9mm, PM 180mm dropout thru axle 12x148mm, internal cable routing, sizes 38-43-48-53cm	<b>DISC ROTOR</b>	Shimano RT-64 Front & RT-EM600 Rear with magnet for speed sensor, 203mm front & rear, Center Lock
<b>REAR SHOCK</b>	Fox Float DPS Performance	<b>RIM/WHEELSET</b>	DT Swiss H1900 Spline 29" 30mm
<b>SEATPOST CLAMP</b>	Alu, 35.4mm clamp	<b>TIRE</b>	Kenda Hellkat 29x2.6, 60TPI EMC, DTC compound, 66-622 folding type
<b>HEADSET</b>	Fsa NO.77R 1.5"/ICR SB	<b>STEM</b>	Tec Cursus, 0°, 1.1/8", diam. 35mm, ext: 50mm
<b>FORK</b>	Fox 38 Float 29" Performance, e-MTB version, 150mm travel	<b>HANDLEBAR</b>	Tec Cursus rise double butted AL7050, width 780mm, diam. 35mm, 20mm rise, 9° backsweep
<b>SHIFTER</b>	Shimano XT SL- M8100R 12sp	<b>GRIP / TAPE</b>	T-One Rock T-GP34
<b>REAR DERAILLEUR</b>	XT Shadow + Design 12sp, top normal, direct attachment, for 10-51T max	<b>SEATPOST</b>	Dropper post, diam. 31,6mm, internal remote cable routing w/remote, travel: 100mm-15", 125mm-17", 150mm -19/21"
<b>CRANKSET</b>	Shimano FC-EM600 Alu crank 165mm, 24mm axle w/custom chainguide for 30-38T	<b>SADDLE</b>	Fi'zi:k Alpaca Terra, S alloy rail, 249x145mm
<b>BOTTOM BRACKET</b>	Included w/motor unit	<b>MOTOR UNIT</b>	Shimano EP8 motor unit w/DU-EP800 drive unit, 34T chainring, speed sensor w/630Wh integrated battery
<b>CHAIN</b>	SHIMANO CN-M7100 12SP		
<b>CASSETTE / FREEWHEEL</b>	Shimano CS-M7100-12, 12sp, 10-51T		

# T-TRONIK PERFORMER 9.3 | XT 1X12SP | YRBU5



<b>COLOR</b>	5G: Black/ CK16 Full Glossy	<b>DISC ROTOR</b>	Shimano RT-64 Front & RT-EM600 Rear with magnet for speed sensor, 203mm front & rear, Center Lock
<b>FRAME</b>	T-Tronik Performer 140mm, Carbon front triangle, Alu rear triangle, 1.5" tapered HT, seatpost diam. 31,6mm, seat post clamp diam. 34.9mm, PM 180mm dropout thru axle 12x148mm, internal cable routing, sizes 38-43-48-53cm	<b>RIM/WHEELSET</b>	WTB KOM Trail i30 TCS 2.0 29"
<b>REAR SHOCK</b>	Fox Float DPS Performance	<b>TIRE</b>	Kenda Hellkat 29x2.6, 60TPI EMC, DTC compound, 66-622 folding type
<b>SEATPOST CLAMP</b>	Alu, 35.4mm clamp	<b>STEM</b>	Tec Cursus, 0°, 1.1/8", diam. 35mm, ext: 50mm
<b>HEADSET</b>	Fsa NO.77R 1.5"/ICR SB	<b>HANDLEBAR</b>	Tec Cursus rise double butted AL7050, width 780mm, diam. 35mm, 20mm rise, 9° backsweep
<b>FORK</b>	Rock Shox Yari RC 29B" Solo Air, 150mm	<b>GRIP / TAPE</b>	T-One Rock T-GP34
<b>SHIFTER</b>	Shimano Deore SL-M6100-IR 1x12sp	<b>SEATPOST</b>	Dropper post, diam. 31,6mm, internal remote cable routing w/remote, travel: 100mm-15", 125mm-17", 150mm -19/21"
<b>REAR DERAILLEUR</b>	XT Shadow + Design 12sp, top normal, direct attachment, for 10-51T max	<b>SADDLE</b>	Fi'zi:k Alpaca Terra, S alloy rail, 249x145mm
<b>CRANKSET</b>	Shimano FC-EM600 Alu crank 165mm, 24mm axle w/custom chainguide for 30-38T	<b>MOTOR UNIT</b>	Shimano EP8 motor unit w/DU-EP800 drive unit, 34T chainring, speed sensor w/630Wh integrated battery
<b>BOTTOM BRACKET</b>	Included w/motor unit		
<b>CHAIN</b>	Shimano CN-M6100, 12sp		
<b>CASSETTE / FREEWHEEL</b>	Shimano CS-M7100-12, 12sp, 10-51T		
<b>BRAKE</b>	Shimano BL-M6100		

# T-TRONIK REBEL

Aluminum full-suspension e-mtb, to go further for longer.

## KEY FEATURES

**630Wh**  
BATTERY

**5/6h**  
CHARGING TIME

**85Nm**  
TORQUE

**3** ASSISTANCE LEVELS  
• ECO • TRAIL • BOOST

- Aluminum frame and rear triangle
- Travel: 140/150mm front, 140mm rear
- Shimano EP8 250W 85Nm central motor unit w/ torque sensor, speed sensor and cadence sensor. Max support up to 400%
- Battery: 630Wh
- Wheel size: 29x2.6, compatible with: 27.5x2.8
- Boost 12x148mm rear axle
- Internal cable routing
- 4 sizes [S, M, L, XL]

## DESIGNED FOR

Expert riders who love to shred the trails.

## RIDING CONDITIONS CLASSIFICATIONS



4\_Riding on rough terrain with drops of less than 122 cm

## COURSE/TERRAIN

ROAD

MIXED

TRAIL

CITY

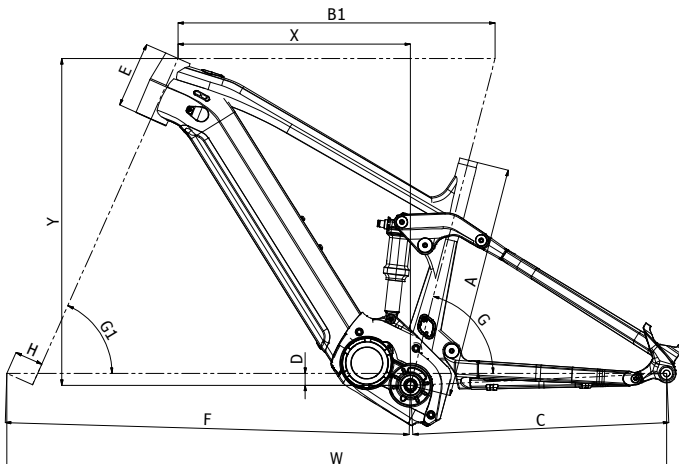
## ACTIVITY

RACE

TRAINING

DAILY USE

## GEOMETRY



SIZE	A	B1	C	D	E	F	G	G1	H	X	Y	W	
S	15"	400	577	485	22	115	737	75,5°	66°	51	420	609	1221
M	17"	440	600	485	22	125	761	75,5°	66°	51	440	618	1245
L	19"	470	622	485	22	135	785	75,5°	66°	51	460	627	1269
XL	21"	510	644	485	22	145	809	75,5°	66°	51	480	636	1293

SHIMANO EP8  
**250W | 85NM**

INTEGRATED BATTERY **630WH**

The T-Tronik Rebel has power wherever and whenever you need it. Five assistance levels mean you can adjust the power to suit your needs. Full power for climbing those never-ending gravel roads and just a touch for helping you clear the most technical uphill sections.



## T-TRONIK REBEL 9.1 | XT DEORE 1X12SP | YRBZ1



THE IMAGE SHOWN IS INDICATIVE ONLY. Components and graphic details may differ from the actual model.

<b>COLOR</b>	E9: Black/ CK16 Full Glossy 3P: Black/ Dark Graphite Full Glossy	<b>DISC ROTOR</b>	Shimano SM-RT64 CL, diam. 203mm
<b>FRAME</b>	T-Tronik Rebel 140mm alu 6061 triple butted, 1.5" tapered HT, seatpost diam. 31,6mm, seat clamp diam. 34,9mm, PM 160mm dropout thru axle 12x148mm, internal cable routing, sizes 38-43-48-53cm	<b>FRONT HUB</b>	HB-MT400-B for Center Lock, 32holes, thru axle 15X110mm
<b>REAR SHOCK</b>	Rock Shox Deluxe Select+ RL	<b>REAR HUB</b>	SHIMANO FH-MT410-B FOR CENTER LOCK, 12X148MM BOOST, 12SP SHIMANO MICROSPLINE BODY
<b>SEATPOST CLAMP</b>	MX-112C, alloy, diam. 34,9mm	<b>RIM/WHEELSET</b>	WTB KOM Trail i30 TCS 2.0 29"
<b>HEADSET</b>	Fsa Orbit 1.5 ZS #57 w/internal alloy cups, ACB bearings 1.1/8" Upper, 1.5" Lower, w/8mm cap	<b>TIRE</b>	Kenda Hellkat 29x2.6, 60TPI EMC, DTC compound, 66-622 folding type
<b>FORK</b>	Rock Shox Yari RC 29B" Solo Air, 150mm	<b>STEM</b>	Tec Obvius, 0°, 1.1/8", diam. 31.8mm, ext: 55mm
<b>SHIFTER</b>	Shimano Deore SL-M6100-IR 1x12sp	<b>HANDLEBAR</b>	Tec Obvius rise, AL6061-T6 double butted, width 780mm, diam. 31.8mm, 15mm rise, 9° backsweep
<b>REAR DERAILLEUR</b>	XT Shadow + Design 12sp, top normal, direct attachment, for 10-51T max	<b>GRIP / TAPE</b>	T-One Rock T-GP34
<b>CRANKSET</b>	Fsa Forged Alu crank length:165 mm	<b>SEATPOST</b>	Dropper post, diam. 31,6mm, internal remote cable routing w/remote, travel: 100mm-15", 125mm-17", 150mm-19/21"
<b>BOTTOM BRACKET</b>	Included w/motor unit	<b>SADDLE</b>	Selle Royal Velomann Seta S1, manganese rail, 277x144mm
<b>CHAIN</b>	Shimano CN-M6100, 12sp	<b>MOTOR UNIT</b>	Shimano EP8 motor unit w/DU-EP800 drive unit, 34T chainring, speed sensor w/630Wh integrated battery
<b>CASSETTE / FREEWHEEL</b>	Shimano CS-M7100-12, 12sp, 10-51T		
<b>BRAKE</b>	Shimano BL-M6100		

## T-TRONIK REBEL 9.2 | NS/SX EAGLE 1X12SP | YRBZ3



THE IMAGE SHOWN IS INDICATIVE ONLY. Components and graphic details may differ from the actual model.

<b>COLOR</b>	E9: Black/ CK16 Full Glossy 3P: Black/ Dark Graphite Full Glossy	<b>BRAKE</b>	Sram Guide T, 4 pistons calipers, w/40P front & rear adapter
<b>FRAME</b>	T-Tronik Rebel 140mm alu 6061 triple butted, 1.5" tapered HT, seatpost diam. 31,6mm, seat clamp diam. 34.9mm, PM 160mm dropout thru axle 12x148mm, internal cable routing, sizes 38-43-48-53cm	<b>DISC ROTOR</b>	Sram Centerline diam. 200mm
<b>REAR SHOCK</b>	Rock Shox Deluxe Select+ RL	<b>RIM/WHEELSET</b>	WTB ST Light i30 TCS 2.0 29"
<b>SEATPOST CLAMP</b>	MX-112C, alloy, diam. 34,9mm	<b>TIRE</b>	Kenda Hellkat 29x2.6, 60TPI EMC, DTC compound, 66-622 folding type
<b>HEADSET</b>	Fsa Orbit 1.5 ZS #57 w/internal alloy cups, ACB bearings 1.1/8" Upper, 1.5" Lower, w/8mm cap	<b>STEM</b>	Tec Obvius, 0°, 1.1/8", diam. 31.8mm, ext: 55mm
<b>FORK</b>	Rock Shox Recon Silver RL 29B" Solo Air, 140mm	<b>HANDLEBAR</b>	Tec Obvius rise, AL6061-T6 double butted, width 780mm, diam. 31.8mm, 15mm rise, 9° backsweep
<b>SHIFTER</b>	Sram SX EAGLE 1x12 trigger single click for e-bike	<b>GRIP / TAPE</b>	T-One Rock T-GP34
<b>REAR DERAILLEUR</b>	Sram NX Eagle 12sp	<b>SEATPOST</b>	Dropper post, diam. 31,6mm, internal remote cable routing w/remote, travel: 100mm-15", 125mm-17", 150mm-19/21"
<b>CRANKSET</b>	Fsa Forged Alu, crank length:165 mm w/34T Eagle chainring	<b>SADDLE</b>	Velomann, steel rails, PVC soft touch cover, 140mm width
<b>BOTTOM BRACKET</b>	Included w/motor unit	<b>MOTOR UNIT</b>	SHIMANO EP8 MOTOR UNIT W/DU-EP800 DRIVE UNIT, SPEED SENSOR W/ DARFON 630WH INTEGRATED BATTERY
<b>CHAIN</b>	SRAM SX EAGLE 12SP		
<b>CASSETTE / FREEWHEEL</b>	Sram PG1210 12sp, 11-50T		



# T-TRONIK SPORT

Neat and tidy performance e-mtb, with front suspension aluminum frame.

## KEY FEATURES

**522Wh**  
BATTERY

**4/5h**  
CHARGING TIME

**60Nm**  
TORQUE

**3** ASSISTANCE LEVELS  
• ECO • TRAIL • BOOST

- Aluminum frame
- Travel: 120mm
- Battery: 504Wh
- Shimano E7000 central motor unit 250W 60Nm.  
Max support up to 400%
- Wheel size: 29x2.35
- Boost 9x141mm QR rear dropout
- Internal cable routing
- 4 sizes [S, M, L, XL]

## DESIGNED FOR

Off-road e-rides of experienced riders as well as newcomers. From easy gravel to high altitude mountain trails. Sport and tourism is now easier than ever.

## RIDING CONDITIONS CLASSIFICATIONS



3\_Riding on rough terrain with drops of less than 61 cm

## COURSE/TERRAIN

ROAD

MIXED

TRAIL

CITY

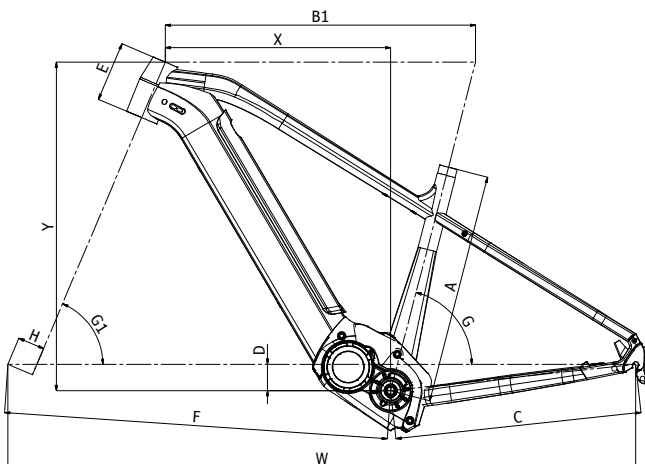
## ACTIVITY

RACE

TRAINING

DAILY USE

## GEOMETRY



SIZE	A	B1	C	D	E	F	G	G1	H	X	Y	W
S 15"	400	572	470	50	115	712	75.5°	67°	51	410	625	1177
M 17"	440	592	470	50	115	732	75.5°	67°	51	430	627	1197
L 19"	480	613	470	50	120	753	75.5°	67°	51	450	631	1219
XL 21"	520	634	470	50	125	775	75.5°	67°	51	470	635	1241

# HEADS-UP DISPLAY

A heads-up display allows you to keep track of all your important metrics, like speed, power and battery levels, and also flick through your power assist levels

FROM **50%** RIGHT UP TO **400%**



# T-TRONIK SPORT 9.1 | DEORE 1X12SP | YRBU9



THE IMAGE SHOWN IS INDICATIVE ONLY. Components and graphic details may differ from the actual model.

<b>COLOR</b>	E9: Black/ CK16 Full Glossy 3P: Black/ Dark Graphite Full Glossy	<b>BRAKE</b>	Shimano BR-MT401
<b>FRAME</b>	T-Tronik Sport HT, alu 6061 triple butted, 1.5" tapered HT, seatpost diam. 31.6mm, seatpost clamp diam. 34.9mm, PM 160mm, Boost dropout QR 12x141mm, internal cable routing, sizes 38-43-48-53cm	<b>DISC ROTOR</b>	Shimano SM-RT10 CL 180mm front & rear, CenterLock w/o CL ring for front only, for resin pad only
<b>SEATPOST CLAMP</b>	339QX, diam.34,9mm	<b>FRONT HUB</b>	HB-MT400-B for Center Lock, 32holes, thru axle 15X110mm
<b>HEADSET</b>	Fsa Orbit 1.5 ZS #57 w/internal alloy cups, ACB bearings 1.1/8" Upper, 1.5" Lower, w/8mm cap	<b>RIM/WHEELSET</b>	Wtb XC25 TCS rim Tubeless Ready 29"
<b>FORK</b>	SR Suntour XCR34 AIR Boost LOR DS 29" 120mm, with LOR, 1.5" tapered HT, alloy crown, Air spring w/pre-load adjust, 34mm stanchions, PM 180mm disc mount, 15x110mm	<b>TIRE</b>	Kenda Slant Six Sport 29x2.35, DTC compound, 60Tpi, ETRTO 60-622
<b>SHIFTER</b>	Shimano Deore SL-M4100-R 1x10sp	<b>STEM</b>	Velomann ST154A +/-7°, 1.1/8", diam.31.8mm, ext: 60mm-15/17/18", 70mm-21", 3D forged alloy 6061
<b>REAR DERAILLEUR</b>	Shimano Deore RD-M5120 SGS 10sp	<b>HANDLEBAR</b>	Velomann Rise MTB479A, width 740mm, diam.31,8mm, 9° backsweep, 15mm rise,DB Alloy 6061-T6
<b>CRANKSET</b>	Fsa Alu, crank length:165 mm, w/Fsa e-bike specific 34T chainring	<b>GRIP / TAPE</b>	T-One Rock T-GP34
<b>BOTTOM BRACKET</b>	Included w/motor unit	<b>SEATPOST</b>	Velomann SP-7019, lenght 350mm-15/17" and 400mm-19/21", diam.31,6mm, 0mm seatback, AL2014 shaft
<b>CHAIN</b>	Kmc X10eS EPT finish	<b>SADDLE</b>	Velomann, steel rails, PVC soft touch cover, 140mm width
<b>CASSETTE / FREEWHEEL</b>	Shimano Deore CS-M4100-10, 10sp, 11-46T	<b>MOTOR UNIT</b>	SHIMANO E7000 MOTOR UNIT, DU-E7000 DRIVE UNIT, W/SC-E7000 CYCLE COMPUTER, W/SPEED SENSOR, W/PHYLION 522WH BATTERY

# T-TRONIK SPORT 9.2 | ALTUS 1X9SP | YRBV8



THE IMAGE SHOWN IS INDICATIVE ONLY. Components and graphic details may differ from the actual model.

<b>COLOR</b>	E9: Black/ CK16 Full Glossy 3P: Black/ Dark Graphite Full Glossy	<b>FRONT HUB</b>	HB-MT400-B for Center Lock, 32holes, thru axle 15X110mm
<b>FRAME</b>	T-Tronik Sport HT, alu 6061 triple butted, 1.5" tapered HT, seatpost diam. 31.6mm, seatpost clamp diam. 34.9mm, PM 160mm, Boost dropout QR 12x141mm, internal cable routing, sizes 38-43-48-53cm	<b>RIM/WHEELSET</b>	Wtb XC25 TCS rim Tubeless Ready 29"
<b>SEATPOST CLAMP</b>	339QX, diam.34,9mm	<b>TIRE</b>	Kenda Slant Six Sport 29x2.35, DTC compound, 60Tpi, ETRTO 60-622
<b>HEADSET</b>	Fsa Orbit 1.5 ZS #57 w/internal alloy cups, ACB bearings 1.1/8" Upper, 1.5" Lower, w/8mm cap	<b>STEM</b>	Velomann ST154A +/-7°, 1.1/8", diam.31.8mm, ext: 60mm-15/17/18", 70mm-21", 3D forged alloy 6061
<b>FORK</b>	SR Suntour XCM32 Boost NLO DS 29" 120mm	<b>HANDLEBAR</b>	Velomann Rise MTB479A, width 740mm, diam.31,8mm, 9° backsweep, 15mm rise,DB Alloy 6061-T6
<b>SHIFTER</b>	SRAM X5 TRIGGER REAR 9sp	<b>GRIP / TAPE</b>	T-One Rock T-GP34
<b>REAR DERAILLEUR</b>	SRAM RD X7 9SP	<b>SEATPOST</b>	Velomann SP-7019, lenght 350mm-15/17" and 400mm-19/21", diam.31,6mm, 0mm seatback, AL2014 shaft
<b>CRANKSET</b>	Fsa Alu, crank length:165 mm, w/Fsa e-bike specific 34T chainring	<b>SADDLE</b>	Velomann, steel rails, PVC soft touch cover, 140mm width
<b>BOTTOM BRACKET</b>	Included w/motor unit	<b>MOTOR UNIT</b>	SHIMANO E7000 MOTOR UNIT, DU-E7000 DRIVE UNIT, W/SC-E7000 CYCLE COMPUTER, W/SPEED SENSOR, W/PHYLION 522WH BATTERY
<b>CHAIN</b>	Kmc E9s, 9sp		
<b>CASSETTE / FREEWHEEL</b>	SRAM CS PG 920 11-34 9SP		
<b>BRAKE</b>	Shimano BL-MT200		
<b>DISC ROTOR</b>	Shimano SM-RT10 CL 180mm front & rear, CenterLock w/o CL ring for front only, for resin pad only		

# E-GRAVEL

E-IMPULSO GRAVEL

# E-IMPULSO GRAVEL

The e-Impulso gravel takes the mixed-terrain enjoyment of the road model to the next level. Wide tyre clearances inspire confidence on rooty trails, as well as vastly improving comfort on the tarmac.

## KEY FEATURES

**250Wh**  
BATTERY

**3.5/4h**  
CHARGING TIME

UP TO **1.200m**  
OF ELEVATION GAIN.

**3** ASSISTANCE LEVELS • ECO • COMFORT • POWER

Autonomy could be increased with 208.8Wh Xtra Power external battery.

- Aluminum hydroformed frame
- Full carbon fork
- 1.1/8" head tube
- 86.5x41mm BBset
- Flat mount calipers
- Front 12x100mm thru axle
- 16° flare angle handlebar for improved control
- Mudguards and rear carrier ready
- eBikemotion X35 Plus (Bluetooth/Ant+ compatible)
- Rear hub motor unit 250W 40Nm w/iWok one remote control
- Max support up to 100%
- Weight of the entire ebike system (motor unit, integrated battery and remote): 3.5Kg
- BLE and Ant+ compatible
- Tire size: up to 700x40
- 5 sizes: XS - S - M - L -XL

## DESIGNED FOR

Versatile cyclists. For different experiences: road, trails and dirt.

## RIDING CONDITIONS CLASSIFICATIONS



2\_Riding on paved and unpaved roads with drops of less than 15 cm

## COURSE/TERRAIN

ROAD

**MIXED**

TRAIL

CITY

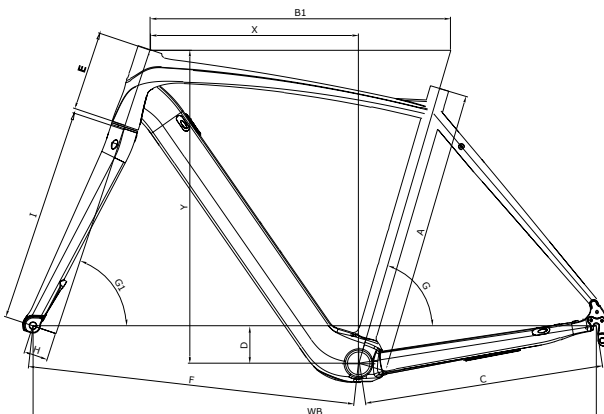
## ACTIVITY

RACE

**TRAINING**

DAILY USE

## GEOMETRY



MIS													
TG	A	B1	C	D	E	F	G	G1	H	I	X	Y	WB
XS	460	525	443	68	120	599	74.5°	70°	45	395	375	538	1032
S	490	540	443	68	130	600	74°	71°	45	395	382	552	1033
M	520	555	443	68	145	606	73.5°	71.5°	45	395	387	568	1039
L	550	570	443	68	160	609	73°	72°	45	395	390	584	1043
XL	580	585	443	68	180	615	72.5°	72.5°	45	395	395	604	1049

# UNRESTRICTED RIDING ENJOYMENT

The e-Impulso gravel is a bicycle for those who demand more out of their machine and expect all-round excellence for their daily riding.

An iWOC One remote control is included so riders can command their own riding experience with three assistance levels.



The e-Impulso gravel takes the mixed-terrain enjoyment of the road model to the next level.

Wide tyre clearances inspire confidence on rooty trails, as well as vastly improving comfort on the tarmac.





E-IMPULSO GRAVEL | GRX 600 1X11SP | YRBM6



<b>COLOR</b>	IG: Black/Titanium Full Matt	<b>DISC ROTOR</b>	Shimano SM-RT86 6-bolt type 160mm
<b>FRAME</b>	Impulso e-Road, PressFit BB, head tube 1.1/8", Disc brake flat mount, QR system, OLD 135mm, sizes XS-SM-MD-LG-XL	<b>FRONT HUB</b>	Formula RX-812 road disc, alloy 32h, 6 bolts, 2 sealed bearings, J-bend, thru axle 12x100mm
<b>SEATPOST CLAMP</b>	included in the frame	<b>RIM/WHEELSET</b>	Velomann GD24 disc 700c 622-21, profile 24mm, sleeve join, 32hole, tubeless ready, no eyelet
<b>HEADSET</b>	Fsa NO.8B/ZS4D 1.1/8" semi-integrated lower part + integrated upper part, w/15mm Top cover for 46mm/50 OD head tube	<b>TIRE</b>	Kenda Flintridge 700x35, 60TPI, black
<b>FORK</b>	Bianchi Full Carbon Disc 1.1/8", thru axle 12x100mm, flat mount caliper	<b>STEM</b>	Velomann ST182A, Alloy 6061, raise +/- 7°, height 38mm, Oversize, 1.1/8", Ext: 90mm-XS, 100mm-S, 110mm-M/L, 120mm-XL
<b>SHIFTER</b>	Shimano GRX 600 ST-RX600 1x11sp	<b>HANDLEBAR</b>	Velomann RA35A Compact, Flat Top, alloy 6061 diam. 31.8mm, reach 80mm, drop 130mm, Size: 400mm-XS/S, 420mm-M/L, 440mm-XL
<b>REAR DERAILLEUR</b>	Shimano RD-RX812, GRX 11-speed, top normal shadow plus design	<b>GRIP / TAPE</b>	La Spirale Ribbon cork w/carbon look plugs w/ Bianchi logo
<b>CRANKSET</b>	Shimano FC-RX600, GRX, 11-speed, 2-pcs FC, 170-172.5-175mm, 40T w/o BB parts, Crank Length: 170mm- XS/S, 172.5mm-M/L, 175mm-XL	<b>SEATPOST</b>	Velomann SP02.1 Alloy shaft AL6061, alloy head, 15mm offset, 31.6mm, Length: 300mm-XS/SM, 350mm-MD/LG/XL
<b>BOTTOM BRACKET</b>	Shimano BB-RS500-PB, press fit for road, right & left adapter, bearing, inner cover	<b>SADDLE</b>	Velomann, steel rails, open, PU cover, 250x148mm
<b>CHAIN</b>	Kmc X11-1 EPT, 11sp, EPT finish	<b>MOTOR UNIT</b>	E-Bike motion X35 PLUS motor, battery and iWOC One remote control, ANT+ compatible
<b>CASSETTE / FREEWHEEL</b>	Shimano SLX CS-M7000, 11sp 11-13-15-17-19-21-24-28-32-37-42T		
<b>BRAKE</b>	Shimano BR-RX400, hydraulic disc brake, flat mount calipers		
<b>BRAKE LEVER</b>	included w/shifters		

# E-TOURER

E-OMNIA FT TYPE

E-OMNIA T TYPE

T-TRONIK TOURER

E-IMPULSO TOURER

# E-OMNIA FT TYPE

The FT Type is a stylish, versatile full-suspension Tourer bike for on and off-road. It's designed to completely meet the needs of weekend trekkers and city riders - and then go a little bit further.

## KEY FEATURES

**500WH | 625WH**

**85Nm**  
TORQUE

**142Km**  
AUTONOMY

- 100m full suspension aluminum tourer frame
- Integrated front (40lux), rear and side led lights. Visibility-range of 100 meters, and visibility to others at 500 meters.
- Bianchi custom mudguard or full mudguards
- Integrated seat clamp
- High capacity battery (Bosch 500Wh o 625Wh)
- Tourer configuration with frame integrated rear carrier and side kickstand
- 4 pistons caliper brakes
- Front wheel ABS option

## DESIGNED FOR

Active person who chooses the versatility of a full suspension bike to add comfort on any on and off roads rides.

## RIDING CONDITIONS CLASSIFICATIONS



2\_Riding on paved and unpaved roads with drops of less than 15 cm

## COURSE/TERRAIN

ROAD

**MIXED**

TRAIL

CITY

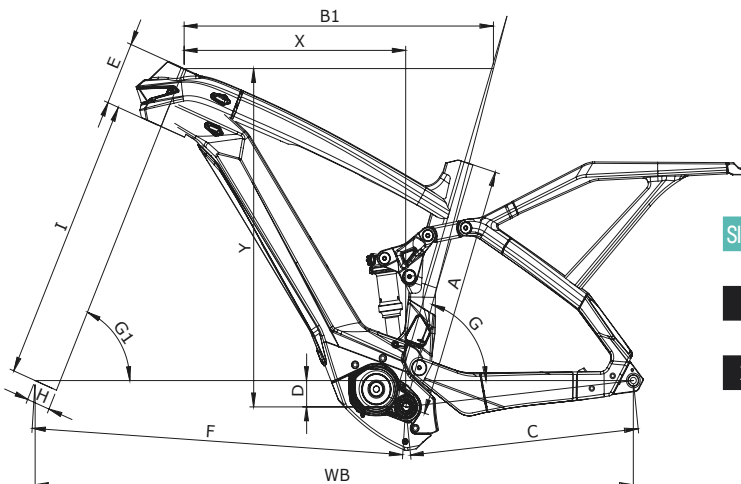
## ACTIVITY

RACE

**TRAINING**

**DAILY USE**

## GEOMETRY



### SIZE

	A	B1	C	D	E	F	G	G1	H	I	X	Y	WB
M	440	607	465	51	116	732	74.5°	67°	47	541	430	638	1194
L	480	628	465	50	121	754	74.5°	67°	47	541	450	642	1215
XL	520	649	465	49	126	776	74.5°	67°	47	541	470	647	1236

USER SUPPORT  
UP TO **340%**



BATTERY OPTIONS  
**500WH**  
**625WH**

AUTONOMY **142KM**

BREAKING SYSTEM  
**ABS OPTION**



INTEGRATED LIGHTS  
VISIBILITY **500M**  
SIGHT **100M**

# E-OMNIA FT TYPE | XT 1X12SP | YRBW8



THE IMAGE SHOWN IS INDICATIVE ONLY. Components and graphic details may differ from the actual model.

<b>COLOR</b>	BK: Black Glossy WW: White Glossy
<b>FRAME</b>	e-Omnia FT Type alloy FS 29" - Bosch Gen4, 100mm Alloy, 1.5" tapered HT, seatpost diam.31,6mm, integrated seat clamp, PM 180mm dropout thru axle 12x148mm, internal cable routing inside DT, sizes: 43,48,53 (MD; LG; XL) + Hanger compatible UDH
<b>REAR SHOCK</b>	Rock Shox Deluxe Select+ RL
<b>SEATPOST CLAMP</b>	integrated
<b>HEADSET</b>	Fsa NO.55R/558 1.5"
<b>FORK</b>	ROCK SHOX RECON SILVER RL 29B" SOLO AIR, 120MM
<b>SHIFTER</b>	Shimano Deore SL-M6100-IR 1x12sp
<b>REAR DERAILLEUR</b>	XT Shadow + Design 12sp, top normal, direct attachment, for 10-51T max
<b>CRANKSET</b>	FSA CK-762/IS Forged Alu crank 165 mm ISIS black FSA 1x Alloy Spider, Boost148 / Alloy / SB black / for SMN/SRAM 12SP FSA ISIS CrMo M15 crank arm bolts ML054 Chainguide custom 30-38T
<b>BOTTOM BRACKET</b>	Included w/motor unit
<b>CHAIN</b>	SHIMANO CN-M7100 12SP
<b>CASSETTE / FREEWHEEL</b>	Shimano CS-M7100-12, 12sp, 10-51T
<b>BRAKE</b>	Shimano BL-MT520 w/rear J-Kit only, resin pad, w/203 adapter for front & rear, I-SPEC II compatible
<b>DISC ROTOR</b>	Shimano RT-64 Front & RT-EM600 Rear with magnet for speed sensor, 203mm front & rear, Center Lock
<b>RIM/WHEELSET</b>	WTB Velomann ST30 TCS 2.0 29i, 30mm 29i, 32 hole drilling, Disc Only
<b>TIRE</b>	Schwalbe Hurricane 29 x 2.25, etrto 57x622

<b>STEM</b>	Velomann ST97Q +/-0°, 1,1/8 x diam.35mm, ext: 50mm
<b>HANDLEBAR</b>	Velomann rise MTB488Q.7, width 780mm, diam.35mm, rise 20mm, backsweep 9°, double butted AL7050
<b>GRIP / TAPE</b>	Rock T-GP34 single lock grip, TPR, plastic inner body, aluminium clamp
<b>SEATPOST</b>	Velomann SP-7019, length 350mm for 17" size and 400mm for 19,21", diam.31,6mm, 0mm seatback, AL2014 shaft
<b>SADDLE</b>	Velomann A037HRO, black steel rail, no clamp, 285x187mm
<b>FRONT LIGHT</b>	INTEGRATED CUSTOM FRONT AND SIDE LIGHT MADE W/SPANNINGA
<b>REAR LIGHT</b>	Spanninga integrated rear lights
<b>REAR CARRIER</b>	custom rear carrier integrated into the frame design
<b>KICKSTAND</b>	VELOMANN R78 KING EVO REAR MAX 35KG
<b>MUDGUARD</b>	PET Mudguards A65 R /28" Front PET A65R x670mm R380 w/angle 29mm, black, 1poly bag 700mm Rear PET A65R x1130mm R380, 1poly bag 1250mm SET accessory U-stays 335mm, with: ESC base plate, ESC stay clip, Screw, nuts, USC SKS version, Damping rubber for USC
<b>MOTOR UNIT</b>	BOSCH PERFORMANCE LINE CX 250W 85NM

# E-OMNIA FT TYPE | DEORE 1X11SP | YRBW9



THE IMAGE SHOWN IS INDICATIVE ONLY. Components and graphic details may differ from the actual model.

<b>COLOR</b>	BK: Black Glossy WW: White Glossy	<b>REAR HUB</b>	SHIMANO FH-MT400-B for CenterLock, 32h 12X148mm BOOST, 8/9/10/11 speed body
<b>FRAME</b>	e-Omnia FT Type alloy FS 29"- Bosch Gen4, 100mm Alloy, 1.5" tapered HT, seatpost diam.31,6mm, integrated seat clamp, PM 180mm dropout thru axle 12x148mm, internal cable routing inside DT, sizes: 43,48,53 (MD; LG; XL) + Hanger compatible UDH	<b>RIM/WHEELSET</b>	WTB Velomann ST30 TCS 2.0 29i, 30mm 29i, 32 hole drilling, Disc Only
<b>REAR SHOCK</b>	Rock Shox Deluxe Select+ RL	<b>TIRE</b>	Schwalbe Hurricane 29 x 2.25, etrto 57x622
<b>SEATPOST CLAMP</b>	integrated	<b>STEM</b>	Velomann ST97Q +/-0°, 1,1/8 x diam.35mm, ext: 50mm
<b>HEADSET</b>	Fsa NO.55R/558 1.5"	<b>HANDLEBAR</b>	Velomann rise MTB488Q.7, width 780mm, diam.35mm, rise 20mm, backsweep 9°, double butted AL7050
<b>FORK</b>	Rock Shox Recon Silver RL 29B" Solo Air, 120mm	<b>GRIP / TAPE</b>	Rock T-GP34 single lock grip, TPR, plastic inner body, aluminium clamp
<b>SHIFTER</b>	Shimano Deore SL-M5100-R 1x11sp	<b>SEATPOST</b>	Velomann SP-7019, lenght 350mm for 17" size and 400mm for 19,21", diam.31,6mm, 0mm seatback, AL2014 shaft
<b>REAR DERAILLEUR</b>	Shimano Deore RD-M5100 1x11s, 11-51T Max	<b>SADDLE</b>	Velomann A037HRO, black steel rail, no clamp, 285x187mm
<b>CRANKSET</b>	FSA CK-320/IS Die cast AL crank 165 mm ISIS black FSA E-BIKE CHAINRING 34T STEEL FOR 104BCD SPIDER FSA W0147 1x Steel Spider BCD104/Steel/ED/ CL 53mm FSA ISIS CrMo M15 crank arm bolts MLO54 FSA STEEL CHAINRING BOLTS MLO84 (bolt) 4 + ML163 (nut) 4	<b>FRONT LIGHT</b>	INTEGRATED CUSTOM FRONT AND SIDE LIGHT MADE W/SPANNINGA
<b>BOTTOM BRACKET</b>	Included w/motor unit	<b>REAR LIGHT</b>	Spanninga integrated rear lights
<b>CHAIN</b>	Kmc e10S EPT finish, 11sp	<b>REAR CARRIER</b>	custom rear carrier integrated into the frame design
<b>CASSETTE / FREEWHEEL</b>	Shimano CS-M5100-11, 11sp, 11-51T	<b>KICKSTAND</b>	VELOMANN R78 KING EVO REAR MAX 35KG
<b>BRAKE</b>	Shimano BL-MT520 w/rear J-Kit only, resin pad, w/203 adapter for front & rear, I-SPEC II compatible	<b>MUDGUARD</b>	PET Mudguards A65 R 128" Front PET A65R x670mm R380 w/angle 29mm, black, 1poly bag 700mm Rear PET A65R x1130mm R380, 1poly bag 1250mm SET accessory U-stays 335mm, with: ESC base plate, ESC stay clip, Screw, nuts, USC SKS version, Damping rubber for USC
<b>DISC ROTOR</b>	Shimano RT-64 Front & RT-EM600 Rear with magnet for speed sensor, 203mm front & rear, Center Lock	<b>MOTOR UNIT</b>	BOSCH PERFORMANCE LINE CX 250W 85NM
<b>FRONT HUB</b>	HB-MT400-B for Center Lock, 32holes, thru axle 15X110mm		

# E-OMNIA T TYPE

Just like the FT, the E-Omnia T Type is a utilitarian e-bike designed to be the first choice for fitness, commuting, or just riding for pleasure. With front suspension and some intelligent design features, it can handle anything from smooth asphalt to light gravel.

## KEY FEATURES

**500WH | 625WH**  
OR DUAL BATTERY

**85Nm**  
TORQUE

**195Km\*** AUTONOMY  
\*WITH DUAL BATTERY

- Hardtail aluminum Tourer frame.
- Gravity casting aluminum tubes
- Integrated front (40lux), rear and side led lights. Visibility-range of 100 meters, and visibility to others at 500 meters.
- Bianchi custom mudguard or full mudguards
- Integrated seat clamp
- Tourer configuration with frame integrated rear carrier, chainguard and side kickstand
- High capacity battery (Bosch 500Wh o 625Wh)
- Belt drivetrain option
- Dual battery option (only for Gent version)
- Front wheel ABS option

## DESIGNED FOR

A sporty person who uses a versatile bike to move around the city but also for fitness workout and tourism during the weekend.

## RIDING CONDITIONS CLASSIFICATIONS



2\_Riding on paved and unpaved roads with drops of less than 15 cm

## COURSE/TERRAIN

ROAD

**MIXED**

TRAIL

CITY

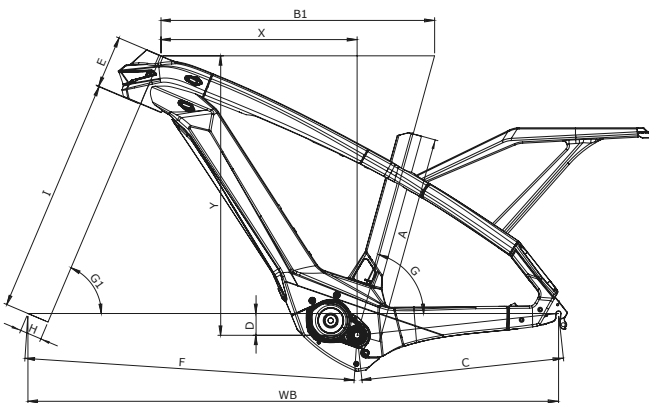
## ACTIVITY

RACE

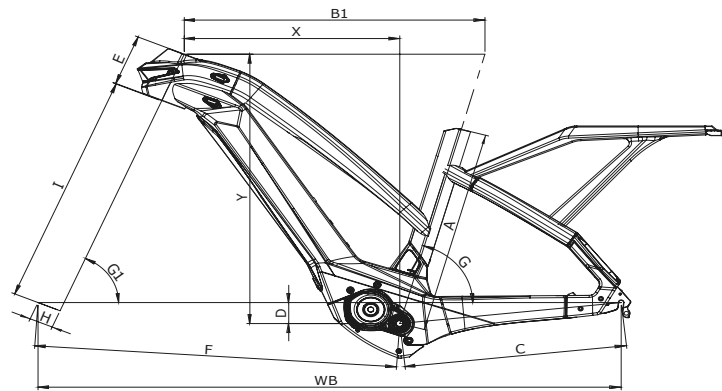
**TRAINING**

**DAILY USE**

## GEOMETRY



## STEP-THROUGH



### SIZE

	A	B1	C	D	E	F	G	G1	H	I	X	Y	WB
M	430	600	458	27	116	764	75.5°	65°	44	557	440	619	1221
L	480	620	457	27	121	786	75.5°	65°	44	557	459	623	1241
XL	530	640	455	27	126	806	75.5°	65°	44	557	477	627	1260

### SIZE

	A	B1	C	D	E	F	G	G1	H	I	X	Y	WB
M	440	607	458	27	116	764	75.5°	65°	44	557	440	619	1221
L	480	628	457	27	121	786	75.5°	65°	44	557	459	623	1241
XL	520	640	455	27	126	806	75.5°	65°	44	557	477	627	1260



USER SUPPORT  
UP TO **340%**



BATTERY OPTIONS  
**500WH**  
**625WH**  
**DUAL BATTERY**

AUTONOMY **195KM**

BREAKING SYSTEM  
**ABS OPTION**



INTEGRATED LIGHTS  
VISIBILITY **500M**  
SIGHT **100M**

# E-OMNIA T TYPE | NEXUS 5SP | YRBE6



THE IMAGE SHOWN IS INDICATIVE ONLY. Components and graphic details may differ from the actual model.

<b>COLOR</b>	BK: Black Glossy WW: White Glossy	<b>REAR HUB</b>	Shimano NEXUS SG-C7000-5D, 5sp, CENTER LOCK
<b>FRAME</b>	e-Omnia T Type ALU ALU, sizes: MD, LG, XL (43,48,53), IG 135mm, Ready to fix the chainguard, Post mount 160 disc brake type, Ready to fix rear kyckstand, custom rearcarrier integrated in the frame design, BatteryWall Bosch OmniaX/T/FX, Set dropout IG 135mm Internal gear	<b>RIM/WHEELSET</b>	VELOMANN EBIKE MAXX 29" - 622X25C
<b>SEATPOST CLAMP</b>	integrated	<b>TIRE</b>	SCHWALBE SUPERMOTO 29X2.4 62-622
<b>HEADSET</b>	Fsa NO.55R/558 1.5"	<b>STEM</b>	Velomann CATAMARAN 35,3D FORGED 0°>90° L70MM
<b>FORK</b>	Rock Shox Recon Silver RL 29B" Solo Air, 120mm	<b>HANDLEBAR</b>	VELOMANN WIEN DIAM. 31.8MM, WIDTH: 680MM, RISE 20MM, BACKSWEEP 15°
<b>SHIFTER</b>	Shimano SL-C7000-5, NEXUS, REVO SHIFTER, 5s	<b>GRIP / TAPE</b>	HERRMANS LUNA LOCK
<b>CRANKSET</b>	FSA CK-320/IS Die cast AL, crank lenght: 170mm ISIS , CDX Spider Assembly, 39T	<b>SEATPOST</b>	VELOMANN SP-368-OV, W/SUSPENSON, DIAM.31.6MM, LENGTH 350MM
<b>CHAIN</b>	CDX Belt Gates Carbon Drive, 1298mm Length, 11mm Pitch, 12mm Width	<b>SADDLE</b>	Velomann A037HRO , black steel rail, no clamp, 285x187mm
<b>CASSETTE / FREEWHEEL</b>	CDX Rear Sprocket, 28T, Shimano Nexus 5 Mech. Hub 6-Lobe "Unified" Sprocket for 45,5 mm Beltline	<b>FRONT LIGHT</b>	INTEGRATED CUSTOM FRONT AND SIDE LIGHT MADE W/SPANNINGA
<b>BRAKE</b>	Shimano BL-MT401	<b>REAR LIGHT</b>	Spanninga integrated rear lights
<b>BRAKE LEVER</b>	Included w/brakeset	<b>REAR CARRIER</b>	custom rear carrier integrated into the frame design
<b>DISC ROTOR</b>	Shimano SM-RT10 CL 180mm front & rear, CenterLock w/o CL ring for front only, for resin pad only	<b>KICKSTAND</b>	VELOMANN R78 KING EVO REAR MAX 35KG
<b>FRONT HUB</b>	HB-MT400-B for Center Lock, 32holes, thru axle 15X110mm	<b>MUDGUARD</b>	BIANCHI CUSTOM MUDGUARDS
		<b>MOTOR UNIT</b>	BOSCH PERFORMANCE LINE CX 250W 85NM

# E-OMNIA T TYPE | NEXUS 5SP | YRBE7



THE IMAGE SHOWN IS INDICATIVE ONLY. Components and graphic details may differ from the actual model.

<b>COLOR</b>	BK: Black Glossy WW: White Glossy	<b>RIM/WHEELSET</b>	VELOMANN EBIKE MAXX 29" - 622X25C
<b>FRAME</b>	e-Omnia T Type Step Thru ALU, sizes: MD, LG, XL (43,48,53), IG 135mm, Ready to fix the chainguard, Post mount 160 disc brake type, Ready to fix rear kyckstand, custom rear carrier integrated in the frame design, BatteryWall Bosch OmniaX/TFX, Set dropout IG 135mm Internal gear	<b>TIRE</b>	SCHWALBE SUPERMOTO 29X2.4 62-622
<b>SEATPOST CLAMP</b>	integrated	<b>STEM</b>	Velomann CATAMARAN 35,3D FORGED 0°>90° L70MM
<b>HEADSET</b>	Fsa NO.55R/558 1.5"	<b>HANDLEBAR</b>	VELOMANN WIEN DIAM. 31.8MM, WIDTH: 680MM, RISE 20MM, BACKSWEEP 15°
<b>FORK</b>	Rock Shox Recon Silver RL 29B" Solo Air, 120mm	<b>GRIP / TAPE</b>	HERRMANS LUNA LOCK
<b>SHIFTER</b>	Shimano SL-C7000-5, NEXUS, REVO SHIFTER, 5s	<b>SEATPOST</b>	VELOMANN SP-368-0V, W/SUSPENSON, DIAM.31.6MM, LENGTH 350MM
<b>CRANKSET</b>	FSA CK-320/IS Die cast AL, crank lenght: 170mm ISIS , CDX Spider Assembly, 39T	<b>SADDLE</b>	VELOMANN A037DRO , STEEL RAIL, 270X200MM
<b>CHAIN</b>	CDX Belt Gates Carbon Drive, 1298mm Length, 11mm Pitch, 12mm Width	<b>FRONT LIGHT</b>	INTEGRATED CUSTOM FRONT AND SIDE LIGHT MADE W/SPANNINGA
<b>CASSETTE / FREEWHEEL</b>	CDX Rear Sprocket, 28T, Shimano Nexus 5 Mech. Hub 6-Lobe "Unified" Sprocket for 45,5 mm Beltline	<b>REAR LIGHT</b>	Spanninga integrated rear lights
<b>BRAKE</b>	Shimano BL-MT401	<b>REAR CARRIER</b>	custom rear carrier integrated into the frame design
<b>BRAKE LEVER</b>	Included w/brakeset	<b>KICKSTAND</b>	VELOMANN R78 KING EVO REAR MAX 35KG
<b>DISC ROTOR</b>	Shimano SM-RT10 CL 180mm front & rear, CenterLock w/o CL ring for front only, for resin pad only	<b>MUDGUARD</b>	BIANCHI CUSTOM MUDGUARDS
<b>FRONT HUB</b>	HB-MT400-B for Center Lock, 32holes, thru axle 15X110mm	<b>MOTOR UNIT</b>	BOSCH PERFORMANCE LINE CX 250W 85NM
<b>REAR HUB</b>	Shimano NEXUS SG-C7000-5D, 5sp, CENTER LOCK		

# E-OMNIA T TYPE | XT 1X12SP | YRBE4



THE IMAGE SHOWN IS INDICATIVE ONLY. Components and graphic details may differ from the actual model.

<b>COLOR</b>	BK: Black GlossyWW: White Glossy	<b>REAR HUB</b>	SHIMANO FH-MT410-B FOR CENTER LOCK, 12X148MM BOOST, 12SP SHIMANO MICROSPLINE BODY
<b>FRAME</b>	e-Omnia T Type ALU, sizes: MD, LG, XL (43,48,53), 12x148mm Thru-axle, Ready to fix the chainguard, Post mount 160 disc brake type, Ready to fix rear kickstand, custom rear carrier integrated in the frame design, BatteryWall Bosch OmniaX/T/FX, Set dropout (sx+dx) TA 148mm external derailleur, Apro Set Hanger UHD compatible	<b>RIM/WHEELSET</b>	VELOMANN EBIKE MAXX 29" - 622X25C
<b>SEATPOST CLAMP</b>	integrated	<b>TIRE</b>	SCHWALBE SUPERMOTO 29X2.4 62-622
<b>HEADSET</b>	Fsa NO.55R/558 1.5"	<b>STEM</b>	Velomann CATAMARAN 35,3D FORGED 0°>90° L70MM
<b>FORK</b>	Suntour XCM34-Boost NLO DS 15AH2-110 29" travel 120mm	<b>HANDLEBAR</b>	VELOMANN WIEN DIAM. 31.8MM, WIDTH: 680MM, RISE 20MM, BACKSWEEP 15°
<b>SHIFTER</b>	Shimano SL-M6100-R, DEORE, 12sp	<b>GRIP / TAPE</b>	HERRMANS LUNA LOCK
<b>REAR DERAILLEUR</b>	XT Shadow + Design 12sp, top normal, direct attachment, for 10-51T max	<b>SEATPOST</b>	VELOMANN SP-368-OV, W/SUSPENSON, DIAM.31.6MM, LENGTH 350MM
<b>CRANKSET</b>	FSA ALLOY CRANK, CRANK LENGTH: 170MM, ISIS BB AXLE, W/FSA MEGATOOTH 38T CHAINRING	<b>SADDLE</b>	Velomann A037HRO , black steel rail, no clamp, 285x187mm
<b>CHAIN</b>	Shimano CN-M6100, 12sp	<b>FRONT LIGHT</b>	INTEGRATED CUSTOM FRONT AND SIDE LIGHT MADE W/SPANNINGA
<b>CASSETTE / FREEWHEEL</b>	SHIMANO DEORE CS-M6100-12, 10-12-14-16-18-21-24-28-33-39-45-51T	<b>REAR LIGHT</b>	Spanninga integrated rear lights
<b>BRAKE</b>	Shimano BL-MT401	<b>REAR CARRIER</b>	custom rear carrier integrated into the frame design
<b>BRAKE LEVER</b>	Included w/brakeset	<b>KICKSTAND</b>	VELOMANN R78 KING EVO REAR MAX 35KG
<b>DISC ROTOR</b>	Shimano SM-RT10 CL 180mm front & rear, CenterLock w/o CL ring for front only, for resin pad only	<b>MUDGUARD</b>	BIANCHI CUSTOM MUDGUARDS
<b>FRONT HUB</b>	HB-MT400-B for Center Lock, 32holes, thru axle 15X110mm	<b>MOTOR UNIT</b>	BOSCH PERFORMANCE LINE CX 250W 85NM

# E-OMNIA T TYPE | XT 1X12SP | YRBE5



THE IMAGE SHOWN IS INDICATIVE ONLY. Components and graphic details may differ from the actual model.

<b>COLOR</b>	BK: Black Glossy WW: White Glossy	<b>REAR HUB</b>	SHIMANO FH-MT410-B FOR CENTER LOCK, 12X148MM BOOST, 12SP SHIMANO MICROSPLINE BODY
<b>FRAME</b>	e-Omnia T Type Step Thru ALU, sizes: MD, LG, XL (43,48,53), 12x148mm Thru-axle, Ready to fix the chainguard, Post mount 160 disc brake type, Ready to fix rear kyckstand, custom rear carrier integrated in the frame design, BatteryWall Bosch OmniaX/T/FX, Set dropout (sx+dx) TA 148mm external derailleur, Apro Set Hanger UHD compatible	<b>RIM/WHEELSET</b>	VELOMANN EBIKE MAXX 29" - 622X25C
<b>SEATPOST CLAMP</b>	integrated	<b>TIRE</b>	SCHWALBE SUPERMOTO 29X2.4 62-622
<b>HEADSET</b>	Fsa NO.55R/558 1.5"	<b>STEM</b>	Velomann CATAMARAN 35,3D FORGED 0°>90° L70MM
<b>FORK</b>	Suntour XCM34-Boost NLO DS 15AH2-110 29" travel 120mm	<b>HANDLEBAR</b>	VELOMANN WIEN DIAM. 31.8MM, WIDTH: 680MM, RISE 20MM, BACKSWEEP 15°
<b>SHIFTER</b>	Shimano SL-M6100-R, DEORE, 12sp	<b>GRIP / TAPE</b>	HERRMANS LUNA LOCK
<b>REAR DERAILLEUR</b>	XT Shadow + Design 12sp, top normal, direct attachment, for 10-51T max	<b>SEATPOST</b>	VELOMANN SP-368-OV, W/SUSPENSON, DIAM.31.6MM, LENGTH 350MM
<b>CRANKSET</b>	FSA ALLOY CRANK, CRANK LENGTH: 170MM, ISIS BB AXLE, W/FSA MEGATOOTH 38T CHAINRING	<b>SADDLE</b>	VELOMANN A037DR0 , STEEL RAIL, 270X200MM
<b>CHAIN</b>	Shimano CN-M6100, 12sp	<b>FRONT LIGHT</b>	INTEGRATED CUSTOM FRONT AND SIDE LIGHT MADE W/SPANNINGA
<b>CASSETTE / FREEWHEEL</b>	SHIMANO DEORE CS-M6100-12, 10-12-14-16-18-21-24-28-33-39-45-51T	<b>REAR LIGHT</b>	Spanninga integrated rear lights
<b>BRAKE</b>	Shimano BL-MT401	<b>REAR CARRIER</b>	custom rear carrier integrated into the frame design
<b>BRAKE LEVER</b>	Included w/brakeset	<b>KICKSTAND</b>	VELOMANN R78 KING EVO REAR MAX 35KG
<b>DISC ROTOR</b>	Shimano SM-RT10 CL 180mm front & rear, CenterLock w/o CL ring for front only, for resin pad only	<b>MUDGUARD</b>	BIANCHI CUSTOM MUDGUARDS
<b>FRONT HUB</b>	HB-MT400-B for Center Lock, 32holes, thru axle 15X110mm	<b>MOTOR UNIT</b>	BOSCH PERFORMANCE LINE CX 250W 85NM

# E-OMNIA T TYPE | DEORE 1X10SP | YRBE2



THE IMAGE SHOWN IS INDICATIVE ONLY. Components and graphic details may differ from the actual model.

<b>COLOR</b>	BK: Black Glossy WW: White Glossy	<b>RIM/WHEELSET</b>	VELOMANN EBIKE MAXX 29" - 622X25C
<b>FRAME</b>	e-Omnia T Type ALU, sizes: MD, LG, XL (43,48,53), 12x148mm Thru-axle, Ready to fix the chainguard, Post mount 160 disc brake type, Ready to fix rear kyckstand, custom rear carrier integrated in the frame design, BatteryWall Darfon OmniaX/T/FX, Set dropout TA 148mm external derailleur	<b>TIRE</b>	Wtb Slick 2.2 29" 54/54 27tpi Casing, Wire Bead
<b>SEATPOST CLAMP</b>	integrated	<b>STEM</b>	Velomann TDS-681
<b>HEADSET</b>	Fsa NO.55R/558 1.5"	<b>HANDLEBAR</b>	Velomann Rise MTB479A, width 740mm, diam.31,8mm, 9° backsweep, 15mm rise,DB Alloy 6061-T6
<b>FORK</b>	Suntour XCM34-Boost NLO DS 15AH2-110 29" travel 120mm	<b>GRIP / TAPE</b>	HERRMANS LUNA LOCK
<b>SHIFTER</b>	Shimano Deore SL-M5100-R 1x11sp	<b>SEATPOST</b>	Velomann SP-7019, lenght 350mm for 17" size and 400mm for 19,21", diam.31,6mm, 0mm seatback, AL2014 shaft
<b>REAR DERAILLEUR</b>	Shimano Deore RD-M5120 SGS 10sp	<b>SADDLE</b>	Velomann 8016HR0, size 270x162mm
<b>CRANKSET</b>	FSA ALLOY CRANK, CRANK LENGTH: 170MM, ISIS BB AXLE, W/FSA MEGATOOTH 38T CHAINRING	<b>FRONT LIGHT</b>	INTEGRATED CUSTOM FRONT AND SIDE LIGHT MADE W/SPANNINGA
<b>CHAIN</b>	Kmc Chain e10S EPT Anti-Rust 1/2" x 11/128" EPT	<b>REAR LIGHT</b>	Spanninga integrated rear lights
<b>CASSETTE / FREEWHEEL</b>	Shimano DEORE CS-M4100-10, 11-13-15-18-21-24-28-32-37-42T	<b>REAR CARRIER</b>	custom rear carrier integrated into the frame design
<b>BRAKE</b>	Shimano BR-MT200, resin pad	<b>KICKSTAND</b>	VELOMANN R78 KING EVO REAR MAX 35KG
<b>BRAKE LEVER</b>	Included w/brakeset	<b>MUDGUARD</b>	PET Mudguards A65 R /28" Front PET A65R x670mm R380 w/angle 29mm, black, 1poly bag 700mmRear PET A65R x1130mm R380, 1poly bag 1250mmSET accessory U-stays 335mm, with: ESC base plate, ESC stay clip, Screw, nuts, USC SKS version, Damping rubber for USC
<b>DISC ROTOR</b>	Shimano SM-RT10 CL 180mm front & rear, CenterLock w/o CL ring for front only, for resin pad only	<b>MOTOR UNIT</b>	BOSCH PERFORMANCE LINE CX 250W 85NM
<b>FRONT HUB</b>	HB-MT400-B for Center Lock, 32holes, thru axle 15X110mm		
<b>REAR HUB</b>	SHIMANO FH-MT400-B for CenterLock, 32h 12X148mm BOOST, 8/9/10/11 speed body		

# E-OMNIA T TYPE | DEORE 1X10SP | YRBE3



THE IMAGE SHOWN IS INDICATIVE ONLY. Components and graphic details may differ from the actual model.

<b>COLOR</b>	BK: Black Glossy WW: White Glossy	<b>RIM/WHEELSET</b>	VELOMANN EBIKE MAXX 29" - 622X25C
<b>FRAME</b>	e-Omnia T Type Step Thru ALU, sizes: MD, LG, XL (43,48,53), 12x148mm Thru-axle, Ready to fix the chainguard, Post mount 160 disc brake type, Ready to fix rear kyckstand, custom rear carrier integrated in the frame design, BatteryWall Bosch OmniaX/T/FX, Set dropout (sx+dx) TA 148mm external derailleur, Apro Set Hanger UHD compatible	<b>TIRE</b>	Wtb Slick 2.2 29" 54/54 27tpi Casing, Wire Bead
<b>SEATPOST CLAMP</b>	integrated	<b>STEM</b>	Velomann TDS-681
<b>HEADSET</b>	Fsa NO.55R/558 1.5"	<b>HANDLEBAR</b>	Velomann Rise MTB479A, width 740mm, diam.31,8mm, 9° backsweep, 15mm rise,DB Alloy 6061-T6
<b>FORK</b>	Suntour XCM34-Boost NLO DS 15AH2-110 29" travel 120mm	<b>GRIP / TAPE</b>	HERRMANS LUNA LOCK
<b>SHIFTER</b>	Shimano Deore SL-M5100-R 1x11sp	<b>SEATPOST</b>	Velomann SP-7019, lenght 350mm for 17" size and 400mm for 19,21", diam.31,6mm, 0mm seatback, AL2014 shaft
<b>REAR DERAILLEUR</b>	Shimano Deore RD-M5120 SGS 10sp	<b>SADDLE</b>	Velomann 8016DR0, size 260x160mm
<b>CRANKSET</b>	FSA ALLOY CRANK, CRANK LENGTH: 170MM, ISIS BB AXLE, W/FSA MEGATOOTH 38T CHAINRING	<b>FRONT LIGHT</b>	INTEGRATED CUSTOM FRONT AND SIDE LIGHT MADE W/SPANNINGA
<b>CHAIN</b>	Kmc Chain e10S EPT Anti-Rust 1/2" x 11/128" EPT	<b>REAR LIGHT</b>	Spanninga integrated rear lights
<b>CASSETTE / FREEWHEEL</b>	Shimano DEORE CS-M4100-10, 11-13-15-18-21-24-28-32-37-42T	<b>REAR CARRIER</b>	custom rear carrier integrated into the frame design
<b>BRAKE</b>	Shimano BR-MT200, resin pad	<b>KICKSTAND</b>	VELOMANN R78 KING EVO REAR MAX 35KG
<b>BRAKE LEVER</b>	Included w/brakeset	<b>MUDGUARD</b>	PET Mudguards A65 R /28" Front PET A65R x670mm R380 w/angle 29mm, black, 1poly bag 700mmRear PET A65R x1130mm R380, 1poly bag 1250mmSET accessory U-stays 335mm, with: ESC base plate, ESC stay clip, Screw, nuts, USC SKS version, Damping rubber for USC
<b>DISC ROTOR</b>	Shimano SM-RT10 CL 180mm front & rear, CenterLock w/o CL ring for front only, for resin pad only	<b>MOTOR UNIT</b>	BOSCH PERFORMANCE LINE CX 250W 85NM
<b>FRONT HUB</b>	HB-MT400-B for Center Lock, 32holes, thru axle 15X110mm		
<b>REAR HUB</b>	SHIMANO FH-MT400-B for CenterLock, 32h 12X148mm BOOST, 8/9/10/11 speed body		



# T-TRONIK TOURER

T-Tronik Tourer is part of Bianchi's new generation of pedal-assist, city-smart e-bikes. Its versatile set-up with a powerful motor-unit, an integrated battery and high-quality components make T-Tronik Tourer the bike for the trekking adventure and for a healthier and sustainable world.

## KEY FEATURES

**522Wh**  
BATTERY

**4/5h**  
CHARGING TIME

**5** ASSISTANCE LEVELS  
• 50% • 100% • 200% • 300% • 400%

- Aluminum frame
- Travel: 120mm
- Shimano E7000 central motor unit 250W 60Nm.
- Battery: 522Wh
- Wheel size: 29x2.2
- Boost 9x141mm QR rear dropout
- Internal cable routing
- Front and rear light powered by unit battery
- Dropout with kickstand
- 4 sizes [S, M, L, XL]

## DESIGNED FOR

Versatile trekking rides. From fitness rides to a weekend get away and easy rides in the city.

## RIDING CONDITIONS CLASSIFICATIONS



2\_Riding on paved and unpaved roads with drops of less than 15 cm

## COURSE/TERRAIN

ROAD

MIXED

TRAIL

**CITY**

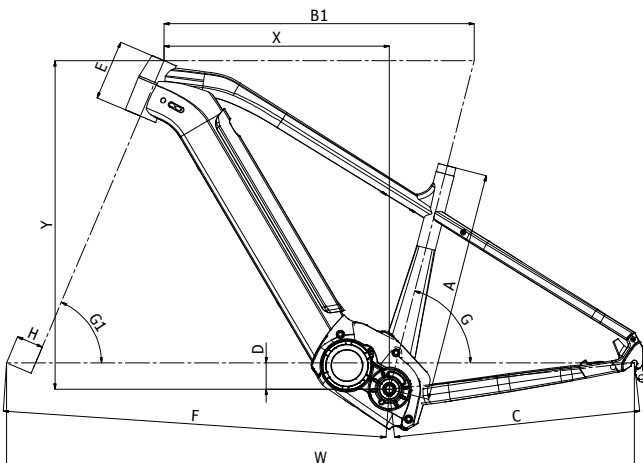
## ACTIVITY

RACE

TRAINING

**DAILY USE**

## GEOMETRY



SIZE	A	B1	C	D	E	F	G	G1	H	X	Y	W	
S	15"	400	572	470	50	115	712	75,5°	67°	51	410	625	1177
M	17"	440	592	470	50	115	732	75,5°	67°	51	430	627	1197
L	19"	480	613	470	50	120	753	75,5°	67°	51	450	631	1219
XL	21"	520	634	470	50	125	775	75,5°	67°	51	470	635	1241



CENTRAL MOTOR UNIT  
**250W | 60 NM**  
**522WH** BATTERY

# T TRONIK TOURER 9.1 | DEORE 1X12SP | YRB11



THE IMAGE SHOWN IS INDICATIVE ONLY. Components and graphic details may differ from the actual model.

<b>COLOR</b>	6G - Dark graphite full gloss	<b>FRONT HUB</b>	HB-MT400-B for Center Lock, 32holes, thru axle 15X110mm
<b>FRAME</b>	T-Tronik Sport HT, alu 6061 triple butted, 1.5" tapered HT, seatpost diam. 31.6mm, seatpost clamp diam. 34.9mm, PM 160mm, Boost dropout QR 12x141mm, internal cable routing, sizes 38-43-48-53cm	<b>REAR HUB</b>	Shimano FH-MT200-B
<b>SEATPOST CLAMP</b>	339QX, diam.34,9mm	<b>RIM/WHEELSET</b>	Wtb XC25 TCS rim Tubeless Ready 29"
<b>HEADSET</b>	Fsa Orbit 1.5 ZS #57 w/internal alloy cups, ACB bearings 1.1/8" Upper, 1.5" Lower, w/8mm cap	<b>TIRE</b>	Wtb Slick 2.2 29" 54/54 27tpi Casing, Wire Bead
<b>FORK</b>	SR Suntour XCR34 AIR Boost LOR DS 29" 120mm	<b>STEM</b>	Velomann ST154A +/-7°, 1.1/8", diam.31.8mm, ext: 60mm-15/17/18", 70mm-21", 3D forged alloy 6061
<b>SHIFTER</b>	Shimano Deore SL-M4100-R 1x10sp	<b>HANDLEBAR</b>	Velomann Rise MTB479A, width 740mm, diam.31.8mm, 9° backsweep, 15mm rise, DB Alloy 6061-T6
<b>REAR DERAILLEUR</b>	Shimano Deore RD-M5120 SGS 10sp	<b>GRIP / TAPE</b>	T-One Rock T-GP34
<b>CRANKSET</b>	Fsa Alu, crank length:165 mm, w/Fsa e-bike specific 34T chainring	<b>SEATPOST</b>	Velomann SP-7019, lenght 350mm-15/17" and 400mm-19/21", diam.31,6mm, 0mm seatback, AL2014 shaft
<b>BOTTOM BRACKET</b>	Included w/motor unit	<b>SADDLE</b>	Velomann, steel rails, PVC soft touch cover, 140mm width
<b>CHAIN</b>	Kmc X10eS EPT finish	<b>FRONT LIGHT</b>	Spanninga Axendo 40, E-bike 6-36VDC (Xe) 40 Lux, 1 white Led
<b>CASSETTE / FREEWHEEL</b>	Shimano Deore CS-M4100-10, 10sp, 11-46T	<b>REAR CARRIER</b>	Racktime RT Stan-it, 28", black w/ roundstay 350mm
<b>BRAKE</b>	Shimano BR-MT410	<b>KICKSTAND</b>	Ursus R78 King rear, 28"
<b>BRAKE LEVER</b>	Included w/brakeset	<b>MUDGUARD</b>	Alloy Mudguards EVO AL 65/28"
<b>DISC ROTOR</b>	Shimano SM-RT10 CL 180mm front & rear, CenterLock w/o CL ring for front only, for resin pad only	<b>MOTOR UNIT</b>	SHIMANO E7000 MOTOR UNIT, DU-E7000 DRIVE UNIT, W/SC-E7000 CYCLE COMPUTER, W/SPEED SENSOR, W/PHYLION 522WH BATTERY

# T TRONIK TOURER 9.2 | ALTUS 1X9SP | YRBV9



THE IMAGE SHOWN IS INDICATIVE ONLY. Components and graphic details may differ from the actual model.

<b>COLOR</b>	6G - Dark graphite full gloss	<b>FRONT HUB</b>	HB-MT400-B for Center Lock, 32holes, thru axle 15X110mm
<b>FRAME</b>	T-Tronik Sport HT, alu 6061 triple butted, 1.5" tapered HT, seatpost diam. 31.6mm, seatpost clamp diam. 34.9mm, PM 160mm, Boost dropout QR 12x141mm, internal cable routing, sizes 38-43-48-53cm	<b>REAR HUB</b>	Shimano FH-MT200-B
<b>SEATPOST CLAMP</b>	339QX, diam.34,9mm	<b>RIM/WHEELSET</b>	Wtb XC25 TCS rim Tubeless Ready 29"
<b>HEADSET</b>	Fsa Orbit 1.5 ZS #57 w/internal alloy cups, ACB bearings 1.1/8" Upper, 1.5" Lower, w/8mm cap	<b>TIRE</b>	Wtb Slick 2.2 29" 54/54 27tpi Casing, Wire Bead
<b>FORK</b>	SR Suntour XCR34 AIR Boost LOR DS 29" 120mm	<b>STEM</b>	Velomann ST154A +/-7°, 1.1/8", diam.31.8mm, ext: 60mm-15/17/18", 70mm-21", 3D forged alloy 6061
<b>SHIFTER</b>	Shimano Deore SL-M4100-R 1x10sp	<b>HANDLEBAR</b>	Velomann Rise MTB479A, width 740mm, diam.31.8mm, 9° backsweep, 15mm rise, DB Alloy 6061-T6
<b>REAR DERAILLEUR</b>	Shimano Deore RD-M5120 SGS 10sp	<b>GRIP / TAPE</b>	T-One Rock T-GP34
<b>CRANKSET</b>	Fsa Alu, crank length:165 mm, w/Fsa e-bike specific 34T chainring	<b>SEATPOST</b>	Velomann SP-7019, lenght 350mm-15/17" and 400mm-19/21", diam.31,6mm, 0mm seatback, AL2014 shaft
<b>BOTTOM BRACKET</b>	Included w/motor unit	<b>SADDLE</b>	Velomann, steel rails, PVC soft touch cover, 140mm width
<b>CHAIN</b>	Kmc X10eS EPT finish	<b>FRONT LIGHT</b>	Spanninga Axendo 40, E-bike 6-36VDC (Xe) 40 Lux, 1 white Led
<b>CASSETTE / FREEWHEEL</b>	Shimano Deore CS-M4100-10, 10sp, 11-46T	<b>REAR CARRIER</b>	Racktime RT Stan-it, 28", black w/ roundstay 350mm
<b>BRAKE</b>	Shimano BR-MT410	<b>KICKSTAND</b>	Ursus R78 King rear, 28"
<b>BRAKE LEVER</b>	Included w/brakeset	<b>MUDGUARD</b>	Alloy Mudguards EVO AL 65/28"
<b>DISC ROTOR</b>	Shimano SM-RT10 CL 180mm front & rear, CenterLock w/o CL ring for front only, for resin pad only	<b>MOTOR UNIT</b>	SHIMANO E7000 MOTOR UNIT, DU-E7000 DRIVE UNIT, W/SC-E7000 CYCLE COMPUTER, W/SPEED SENSOR, W/PHYLION 522WH BATTERY

# E-IMPULSO TOURER

The e-Impulso Tourer is more than just a touring bike. It's fast, nimble and ready for any fitness challenge. Is a truly versatile machine, at home on trails, fitness rides or the morning commute - yes, it's a touring bike, but redesigned as an intelligent, sophisticated solution to modern movement.

## KEY FEATURES

**250Wh**  
BATTERY

**3.5/4h**  
CHARGING TIME

UP TO **1.200m**  
OF ELEVATION GAIN.

**3** ASSISTANCE LEVELS • ECO • COMFORT • POWER

Autonomy could be increased with 208.8Wh Xtra Power external battery.

- Aluminum hydroformed frame
- Full carbon fork
- 1.1/8" head tube
- 86.5x41mm BBset
- Flat mount calipers
- Front 12x100mm thru axle
- eBikemotion X35 Plus (Bluetooth/Ant+ compatible)
- Mudguards and rear carrier included
- Rear hub motor unit 250W 40Nm w/iWok one remote control
- Max support up to 100%
- Weight of the entire ebike system (motor unit, integrated battery and remote): 3.5Kg
- BLE and Ant+ compatible
- Tire size: up to 700x40
- 5 sizes: XS - S - M - L - XL

## DESIGNED FOR

Versatile cyclists. For different experiences: road, trails and dirt.

## RIDING CONDITIONS CLASSIFICATIONS



2\_Riding on paved and unpaved roads with drops of less than 15 cm

## COURSE/TERRAIN

ROAD

MIXED

TRAIL

CITY

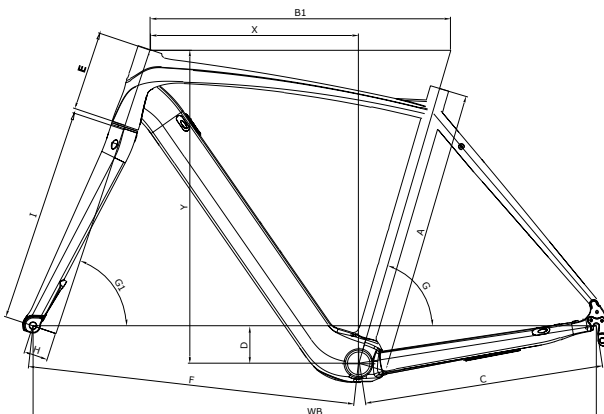
## ACTIVITY

RACE

TRAINING

DAILY USE

## GEOMETRY



MIS													
TG	A	B1	C	D	E	F	G	G1	H	I	X	Y	WB
XS	460	525	443	68	120	599	74.5°	70°	45	395	375	538	1032
S	490	540	443	68	130	600	74°	71°	45	395	382	552	1033
M	520	555	443	68	145	606	73.5°	71.5°	45	395	387	568	1039
L	550	570	443	68	160	609	73°	72°	45	395	390	584	1043
XL	580	585	443	68	180	615	72.5°	72.5°	45	395	395	604	1049

COMBINING FORM  
AND FUNCTION



# UTILITY

In pursuit of comprehensive functionality, the e-impulso tourer comes equipped with front and rear lights.



A rear carrier is included, which can accommodate loads of up to 15kg, perfect for travelling or shopping. Mudguards protect the rider from rain and mud on the front and rear of the bike. All of this comes in an exquisite black/titanium matte colourway.





E-IMPULSO TOURER | DEORE1X11SP | YRBM7



<b>COLOR</b>	IG: Black/Titanium Full Matt	<b>DISC ROTOR</b>	Shimano SM-RT86 6-bolt type 160mm
<b>FRAME</b>	e-Road/All road Impulso , mechanical, bbset pressfit, head tube 1.1/8", Disc brake flat mount, QR sytem, OLD 135mm, Sizes: XS-S-M-L-XL	<b>FRONT HUB</b>	Formula RX-812 road disc, alloy 32h, 6 bolts, 2 sealed bearings, J-bend, thru axle 12x100mm
<b>SEATPOST CLAMP</b>	included in the frame	<b>RIM/WHEELSET</b>	Velomann GD24 disc 700c 622-21, profile 24mm, sleeve join, 32hole, tubeless ready, no eyelet
<b>HEADSET</b>	Fsa NO.8B/ZS4D 1-1/8" semi-integrated lower part + integrated upper part, w/H2166B 15mm Top cover tapered 46mm/50 OD head tube	<b>TIRE</b>	Kenda Flintridge 700x35, 60TPI, black
<b>FORK</b>	full CARBON FORK 1"1/8, THRU AXLE 12x100mm, FLAT MOUNT disc brake	<b>STEM</b>	Velomann ST182A, Alloy 6061, raise +/- 7°, height 38mm, Oversize, 1.1/8", ext: 80mm-XS/S/M/L/XL
<b>SHIFTER</b>	Shimano Deore SL-M5100-R 1x11, clamp band	<b>HANDLEBAR</b>	Velomann rise MTB479A, width 680mm, diam. 31,8mm, rise 15mm, backsweep 9°, PG Alloy 6061
<b>REAR DERAILLEUR</b>	Shimano Deore RD-M5100 1x11s, 11-51T Max	<b>GRIP / TAPE</b>	La Spirale Ribbon cork w/carbon look plugs w/ Bianchi logo
<b>CRANKSET</b>	Omega MegaExo diam.19 1 CK-4003T/WT Die cast aluminum / w/o BB / 170mm / 1x11 / 40T, Crank Length: 170mm-XS/S/M/L/XL	<b>SEATPOST</b>	Velomann SP02.1 Alloy shaft AL6061, alloy head, 15mm offset, 31,6mm, Length: 300mm-XS/SM, 350mm-MD/LG/XL
<b>BOTTOM BRACKET</b>	Alloy Cup Stainless bearings for FSA Omega crankset on BB86 frame	<b>SADDLE</b>	Velomann, steel rails, open, PU cover, 250x148mm
<b>CHAIN</b>	Kmc X11-1 EPT, 11sp, EPT finish	<b>MOTOR UNIT</b>	E-Bike motion X35 PLUS motor, battery and iWOC One remote control, ANT+ compatible
<b>CASSETTE / FREEWHEEL</b>	Shimano CS-M5100-11, 11sp, 11-13-15-17-19-21-24-28-32-37-42T		
<b>BRAKE</b>	Shimano L-MT200(L), BR-UR300(F), black, for 160mm rotors, resin pad w/o fin, 1000mm hose		
<b>BRAKE LEVER</b>	included w/shifters		

# E-URBAN

E-OMNIA C TYPE

E-SPILLO CLASSIC

E-SPILLO CITY

# E-OMNIA C TYPE

C type model, representing the city range, it's the perfect e-bike for commuting. With a stylish look and feel, it makes the commute both smart and safe. The c type strives for reliability in all conditions regardless of the clothes the user choose to wear.

## KEY FEATURES

**500WH | 625WH**  
BATTERY

**85Nm**  
TORQUE

**142Km** AUTONOMY

- Step-Through frame
- Gravity casting aluminum tubes
- Integrated front (40lux), rear and side led lights. Visibility-range of 100 meters, and visibility to others at 500 meters.
- Integrated seat clamp
- City configuration with frame integrated rear carrier, full mudguards, chainguard and side kickstand.
- High capacity battery (Bosch 500Wh o 625Wh)
- Belt drivetrain option

## DESIGNED FOR

A cosmopolitan person who is attentive to new trends and environmental issues. The user chooses this bike for city commuting and weekend rides.

## RIDING CONDITIONS CLASSIFICATIONS



1\_Riding on paved roads

## COURSE/TERRAIN

ROAD

MIXED

TRAIL

CITY

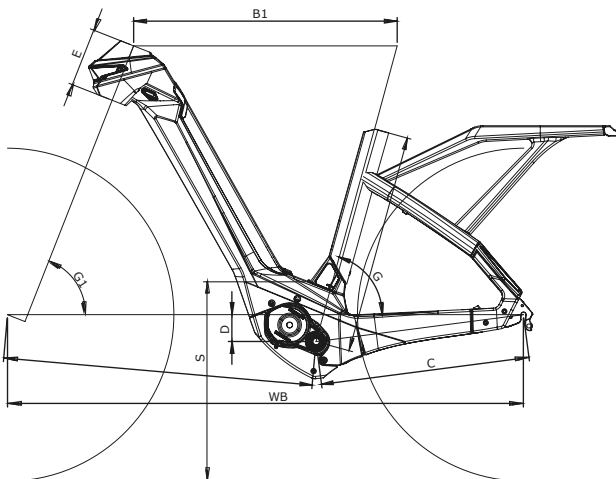
## ACTIVITY

RACE

TRAINING

DAILY USE

## GEOMETRY



### SIZE

	A	Bl	C	D	E	G	Gl	S	WB
M	450	600	465	60	130	74.5°	68.5°	443	1147
L	500	615	465	60	135	74.5°	68.5°	443	1162
XL	550	630	465	60	135	74°	68.5°	44	1177

USER SUPPORT  
UP TO **340%**



BATTERY OPTIONS  
**500WH**  
**625WH**

AUTONOMY **142KM**

BREAKING SYSTEM  
**ABS OPTION**



INTEGRATED LIGHTS  
VISIBILITY **500M**  
SIGHT **100M**

# E-OMNIA C TYPE | NEXUS 5SP | YRBE9



THE IMAGE SHOWN IS INDICATIVE ONLY. Components and graphic details may differ from the actual model.

<b>COLOR</b>	BK: Black Glossy WW: White Glossy	<b>RIM/WHEELSET</b>	VELOMANN EBIKE MAXX 29" - 622X25C
<b>FRAME</b>	e-Omnia C Type Step Thru chain drive ALU, 2 size: SM, MD, LG (45-50-55), Ready to fix the chainguard, Post mount 180mm disc brake type, Ready to fix rear kyckstand, custom rear carrier integrated in the frame, Set dropout (sx+dx) QR 135mm external derailleur	<b>TIRE</b>	SCHWALBE MARATHON E-PLUS 55-622 28X2.15
<b>SEATPOST CLAMP</b>	integrated	<b>STEM</b>	Velomann CATAMARAN 35,3D FORGED 0°>90° L70MM
<b>HEADSET</b>	Fsa NO.55R/558 1.5"	<b>HANDLEBAR</b>	Velomann Noirette Plus WS AL6061, diam. 31.8mm, width 630mm, Rise 34mm, Backsweep 41°
<b>FORK</b>	SR SUNTOUR XCM34 BOOST LOR DS 29" TRAVEL 100MM	<b>GRIP / TAPE</b>	HERRMANS LUNA LOCK
<b>SHIFTER</b>	Shimano SL-C7000-5, NEXUS, REVO SHIFTER, 5s	<b>SEATPOST</b>	Velomann SP-7019, lenght 350mm for 17" size and 400mm for 19,21", diam.31,6mm, 0mm seatback, AL2014 shaft
<b>CRANKSET</b>	FSA METROPOLIS ALLOY E-BIKE SPECIFIC, CRANK LENGTH 170MM, ISIS BB AXLE, W/GATES CARBON DRIVE CDX 39T	<b>SADDLE</b>	Velomann A038UE0 Unisex, Rail Elastomer, black steel rail, 256x220
<b>CHAIN</b>	CDX Belt Gates Carbon Drive, 1298mm Length, 11mm Pitch, 12mm Width	<b>FRONT LIGHT</b>	INTEGRATED CUSTOM FRONT AND SIDE LIGHT MADE W/SPANNINGA
<b>CASSETTE / FREEWHEEL</b>	CDX Rear Sprocket, 28T, Shimano Nexus 5 Mech. Hub 6-Lobe "Unified" Sprocket for 45,5 mm Beltline	<b>REAR LIGHT</b>	Spanninga integrated rear lights
<b>BRAKE</b>	Shimano BR-MT200, resin pad	<b>REAR CARRIER</b>	custom rear carrier integrated into the frame design
<b>BRAKE LEVER</b>	Included w/brakeset	<b>KICKSTAND</b>	VELOMANN R78 KING EVO REAR MAX 35KG
<b>DISC ROTOR</b>	Shimano SM-RT10 CL 180mm front & rear, CenterLock w/o CL ring for front only, for resin pad only	<b>MUDGUARD</b>	PET Mudguards A65 R /28" Front PET A65R x670mm R380 w/angle 29mm, black, 1poly bag 700mmRear PET A65R x1130mm R380, 1poly bag 1250mmSET accessory U-stays 335mm, with: ESC base plate, ESC stay clip, Screw, nuts, USC SKS version, Damping rubber for USC
<b>FRONT HUB</b>	HB-MT400-B for Center Lock, 32holes, thru axle 15X110mm	<b>MOTOR UNIT</b>	BOSCH PERFORMANCE LINE CX 250W 85NM
<b>REAR HUB</b>	Shimano NEXUS SG-C7000-5D, 5sp, CENTER LOCK		

# E-OMNIA C TYPE | DEORE 1X10SP | YRBE8



THE IMAGE SHOWN IS INDICATIVE ONLY. Components and graphic details may differ from the actual model.

<b>COLOR</b>	BK: Black Glossy WW: White Glossy	<b>RIM/WHEELSET</b>	VELOMANN EBIKE MAXX 29" - 622X25C
<b>FRAME</b>	e-Omnia C Type Step Thru chain drive ALU, 2 size: SM, MD, LG (45-50-55), Ready to fix the chainguard, Post mount 180mm disc brake type, Ready to fix rear kyckstand, custom rear carrier integrated in the frame, Set dropout (sx+dx) QR 135mm external derailleur	<b>TIRE</b>	SCHWALBE MARATHON E-PLUS 55-622 28X2.15
<b>SEATPOST CLAMP</b>	integrated	<b>STEM</b>	Velomann CATAMARAN 35,3D FORGED 0°-90° L70MM
<b>HEADSET</b>	Fsa NO.55R/558 1.5"	<b>GRIP / TAPE</b>	HERRMANS LUNA LOCK
<b>FORK</b>	SR SUNTOUR XCM34 BOOST LOR DS 29" TRAVEL 100MM	<b>SEATPOST</b>	Velomann SP-7019, lenght 350mm for 17" size and 400mm for 19,21", diam.31,6mm, 0mm seatback, AL2014 shaft
<b>SHIFTER</b>	Shimano Deore SL-M5100-R 1x11sp	<b>SADDLE</b>	Velomann A038UE0 Unisex, Rail Elastomer, black steel rail, 256x220
<b>REAR DERAILLEUR</b>	Shimano Deore RD-M5120 SGS 10sp	<b>FRONT LIGHT</b>	INTEGRATED CUSTOM FRONT AND SIDE LIGHT MADE W/SPANNINGA
<b>CRANKSET</b>	FSA METROPOLIS ALLOY E-BIKE SPECIFIC, CRANK LENGTH 170MM, ISIS BB AXLE, W/FSA 38T STEEL MEGATOOTH CHAINRING	<b>REAR LIGHT</b>	Spanninga integrated rear lights
<b>CHAIN</b>	Kmc Chain e10S EPT Anti-Rust 1/2" x 11/128" EPT	<b>REAR CARRIER</b>	custom rear carrier integrated into the frame design
<b>CASSETTE / FREEWHEEL</b>	Shimano DEORE CS-M4100-10, 11-13-15-18-21-24-28-32-37-42T	<b>KICKSTAND</b>	VELOMANN R78 KING EVO REAR MAX 35KG
<b>BRAKE</b>	Shimano BR-MT200, resin pad	<b>MUDGUARD</b>	PET Mudguards A65 R /28" Front PET A65R x670mm R380 w/angle 29mm, black, 1poly bag 700mmRear PET A65R x1130mm R380, 1poly bag 1250mmSET accessory U-stays 335mm, with: ESC base plate, ESC stay clip, Screw, nuts, USC SKS version, Damping rubber for USC
<b>BRAKE LEVER</b>	Included w/brakeset	<b>MOTOR UNIT</b>	BOSCH PERFORMANCE LINE CX 250W 85NM
<b>DISC ROTOR</b>	Shimano SM-RT10 CL 180mm front & rear, CenterLock w/o CL ring for front only, for resin pad only		
<b>FRONT HUB</b>	HB-MT400-B for Center Lock, 32holes, thru axle 15X110mm		
<b>REAR HUB</b>	FORMULA CL-1422 CENTER LOCK		

# E-OMNIA C TYPE | DEORE 1X10SP | YRBE1



THE IMAGE SHOWN IS INDICATIVE ONLY. Components and graphic details may differ from the actual model.

<b>COLOR</b>	BK: Black Glossy WW: White Glossy	<b>REAR HUB</b>	FORMULA CL-1422 CENTER LOCK
<b>FRAME</b>	e-Omnia C Type Step Thru chain drive ALU, size: SM, MD, LG (45-50-55), QR 135mm, Ready to fix the chainguard, Post mount 160mm disc brake type, Ready to fix rear kickstand, custom rear carrier integrated in the frame design, BatteryWall Darfon OmniaC, Set dropout (sx+dx) QR 135mm external derailleur	<b>RIM/WHEELSET</b>	VELOMANN EBIKE MAXX 29" - 622X25C
<b>SEATPOST CLAMP</b>	integrated	<b>TIRE</b>	Wtb Slick 2.2 29" 54/54 27tpi Casing, Wire Bead
<b>HEADSET</b>	Fsa NO.55R/558 1.5"	<b>STEM</b>	Velomann TDS-681
<b>FORK</b>	SR SUNTOUR XCM34 BOOST NLO DS 29" TRAVEL 100MM	<b>HANDLEBAR</b>	VELOMANN NOIRETTE PLUS WS AL6061, DIAM 31.8MM, WIDTH 630, RISE 34MM, BACKSWEEP 41°
<b>SHIFTER</b>	Shimano Deore SL-M5100-R 1x11sp	<b>GRIP / TAPE</b>	VLG-1541 BLACK
<b>REAR DERAILLEUR</b>	Shimano Deore RD-M5120 SGS 10sp	<b>SEATPOST</b>	Velomann SP-7019, length 350mm for 17" size and 400mm for 19,21", diam.31,6mm, 0mm seatback, AL2014 shaft
<b>CRANKSET</b>	FSA METROPOLIS ALLOY E-BIKE SPECIFIC, CRANK LENGTH 170MM, ISIS BB AXLE, W/FSA 38T STEEL MEGATOOTH CHAINRING	<b>SADDLE</b>	Velomann 8214DC, steel rail, 254x183mm
<b>CHAIN</b>	Kmc Chain e10S EPT Anti-Rust 1/2" x 11/128" EPT	<b>FRONT LIGHT</b>	INTEGRATED CUSTOM FRONT AND SIDE LIGHT MADE W/SPANNINGA
<b>CASSETTE / FREEWHEEL</b>	Shimano DEORE CS-M4100-10, 11-13-15-18-21-24-28-32-37-42T	<b>REAR LIGHT</b>	Spanninga integrated rear lights
<b>BRAKE</b>	Shimano BR-MT200, resin pad	<b>REAR CARRIER</b>	custom rear carrier integrated into the frame design
<b>BRAKE LEVER</b>	Included w/brakeset	<b>KICKSTAND</b>	VELOMANN R78 KING EVO REAR MAX 35KG
<b>DISC ROTOR</b>	Shimano SM-RT10 CL 180mm front & rear, CenterLock w/o CL ring for front only, for resin pad only	<b>MUDGUARD</b>	PET Mudguards A65 R 1/28" Front PET A65R x670mm R380 w/angle 29mm, black, 1poly bag 700mm Rear PET A65R x1130mm R380, 1poly bag 1250mm SET accessory U-stays 335mm, with: ESC base plate, ESC stay clip, Screw, nuts, USC SKS version, Damping rubber for USC
<b>FRONT HUB</b>	HB-MT400-B for Center Lock, 32holes, thru axle 15X110mm	<b>MOTOR UNIT</b>	BOSCH PERFORMANCE LINE CX 250W 85NM



# E-SPILLO CLASSIC

Urban e-Bike with aluminum frame, blending classic aesthetics with future-facing pedal assist.

## KEY FEATURES

**418Wh**  
BATTERY

**4/5h**  
CHARGING TIME

AUTONOMY  
UP TO **70km**


**5** ASSISTANCE LEVELS  
• 12,5 km/h • 17,5 km/h • 21 km/h • 23 km/h • 25 km/h

- Aluminum frame with steel fork
- Motor: E-Going rear hub unit 250W - 28Nm, 5 levels of assistance
- Battery: 418Wh
- Autonomy: up to 70km
- V-Brakes
- Internal cable routing
- Kickstand
- Rear light integrated in motor unit battery
- 37mm tire compatible
- Adjustable alloy stem
- Sizes: 43, 47cm (Step-Through), 47, 51cm

## DESIGNED FOR

Busy city life commuting.

## RIDING CONDITIONS CLASSIFICATIONS

 1\_Riding on paved roads

## COURSE/TERRAIN

ROAD

MIXED

TRAIL

**CITY**

## ACTIVITY

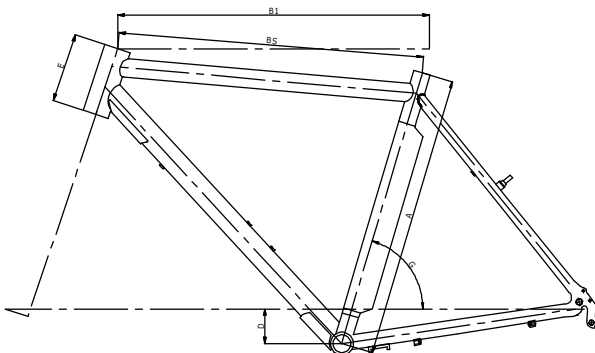
RACE

TRAINING

**DAILY USE**

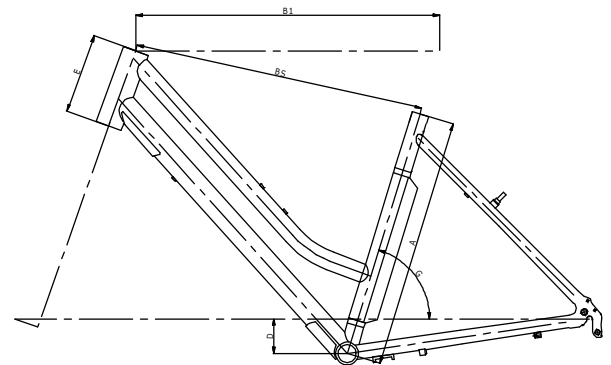
## GEOMETRY

### STEP-THROUGH



#### SIZE

A	B1	BS	D	E	G
470	575	555	65	120	73,5°
530	585	573	65	130	73,5°



#### SIZE

A	B1	BS	D	E	G
430	560	535	65	140	73°
470	570	546	65	150	73°

E SPILLO CLASSIC | ALTUS 1X8SP | YRBT2



<b>COLOR</b>	ST: Gun Metal/Black Full Mtt SU: CK16/Black Full Glossy	<b>REAR HUB</b>	EGoing Rear hub motor unit
<b>FRAME</b>	E-Spillo Classic , Alu PG 6061,V-brake, O.L.D.139mm for rear hub motor unit, sizes: 47, 53cm	<b>RIM/WHEELSET</b>	Spectra 622-19
<b>SEATPOST CLAMP</b>	MX-112 Alloy, diam. 31,8mm	<b>TIRE</b>	Spectra Unda Regular 700x37, 37-622 27TPI
<b>HEADSET</b>	VP-MH305C Semi-integrated	<b>STEM</b>	Alloy adjustable, diam. 25,4mm, ext: 85mm, quill length: 180mm
<b>FORK</b>	Bianchi Steel, V-Brake	<b>HANDLEBAR</b>	Alloy, width 590mm, rise 26mm, diam. 25.4mm, 33° backsweep
<b>SHIFTER</b>	Shimano Altus 8sp	<b>GRIP / TAPE</b>	Herrmans 130mm
<b>REAR DERAILLEUR</b>	Shimano Altus 8sp	<b>SEATPOST</b>	Alloy diam. 27.2mm, length: 350mm
<b>CRANKSET</b>	Prowheel Ounce-248AC 48T, crank length 170mm	<b>SADDLE</b>	Selle Royal Wave
<b>BOTTOM BRACKET</b>	axle length:124mm, w/speed sensor	<b>FRONT LIGHT</b>	Retro Sport for ebike, 20lux. 0,5w LED IP144
<b>CHAIN</b>	Kmc Z8.1 8sp	<b>REAR LIGHT</b>	included in the SR11 battery
<b>CASSETTE / FREEWHEEL</b>	Shimano CS-HG200-8, 8sp, 12-14-16-18-21-24-28-32T	<b>REAR CARRIER</b>	AtranVelo Sport 28" Aluminium
<b>BRAKE</b>	V-Brake Alloy	<b>KICKSTAND</b>	Atranvelo KS Rex Atran 235
<b>BRAKE LEVER</b>	V-Brake levers 4 fingers	<b>MUDGUARD</b>	Steel
<b>FRONT HUB</b>	Formula FM-21, 36hole, 14G, O.L.D. 100mm, w/QR	<b>MOTOR UNIT</b>	EGoing Rear hub motor unit 36V,250W, OLD 135mm w/418Wh rear carrier SR11 battery, w/led display, w/speed sensor

# E SPILLO CLASSIC | ALTUS 1X8SP | YRBT3



<b>COLOR</b>	ST: Gun Metal/Black Full Mtt SU: CK16/Black Full Glossy	<b>REAR HUB</b>	EGoing Rear hub motor unit
<b>FRAME</b>	E-Spillo Classic Step Thru, Alu PG 6061,V-brake, O.L.D.139mm for rear hub motor unit, sizes: 43, 47cm	<b>RIM/WHEELSET</b>	Spectra 622-19
<b>SEATPOST CLAMP</b>	MX-112 Alloy, diam. 31,8mm	<b>TIRE</b>	Spectra Unda Regular 700x37, 37-622 27TPI
<b>HEADSET</b>	VP-MH305C Semi-integrated	<b>STEM</b>	Alloy adjustable, diam. 25,4mm, ext: 85mm, quill length: 180mm
<b>FORK</b>	Bianchi Steel, V-Brake	<b>HANDLEBAR</b>	Alloy, width 590mm, rise 26mm, diam. 25.4mm, 33° backsweep
<b>SHIFTER</b>	Shimano Altus 8sp	<b>GRIP / TAPE</b>	Herrmans 130mm
<b>REAR DERAILLEUR</b>	Shimano Altus 8sp	<b>SEATPOST</b>	Alloy diam. 27.2mm, length: 350mm
<b>CRANKSET</b>	Prowheel Ounce-248AC 48T, crank length 170mm	<b>SADDLE</b>	Selle Royal Wave
<b>BOTTOM BRACKET</b>	axle length:124mm, w/speed sensor	<b>FRONT LIGHT</b>	Retro Sport for ebike, 20lux. 0,5w LED IP144
<b>CHAIN</b>	Kmc Z8.1 8sp	<b>REAR LIGHT</b>	included in the SR11 battery
<b>CASSETTE / FREEWHEEL</b>	Shimano CS-HG200-8, 8sp, 12-14-16-18-21-24-28-32T	<b>KICKSTAND</b>	Atravelo KS Rex Atrav 235
<b>BRAKE</b>	V-Brake Alloy	<b>MUDGUARD</b>	Steel
<b>BRAKE LEVER</b>	V-Brake levers 4 fingers	<b>MOTOR UNIT</b>	EGoing Rear hub motor unit 36V,250W, OLD 135mm w/418Wh rear carrier SR11 battery, w/led display, w/speed sensor
<b>FRONT HUB</b>	Formula FM-21, 36hole, 14G, O.L.D. 100mm, w/QR		

# E-SPILLO CITY

City e-bike with aluminum step-through frame, one-size-fits-all.

## KEY FEATURES

**317Wh**  
BATTERY

**3/5h**  
CHARGING TIME

AUTONOMY  
**55km**

**3** ASSISTANCE LEVELS

- Aluminum frame (one size) with steel fork
- Motor: E-Going rear hub unit 250W - 28Nm, 3 levels of assistance
- Battery: 317Wh
- Autonomy: up to 55km
- V-Brakes
- Internal cable routing
- Kickstand
- Rear light integrated in motor unit battery
- 40mm tire compatible
- Adjustable alloy stem
- One size: 45cm

## DESIGNED FOR

Daily use.

## RIDING CONDITIONS CLASSIFICATIONS



1\_Riding on paved roads

## COURSE/TERRAIN

ROAD

MIXED

TRAIL

**CITY**

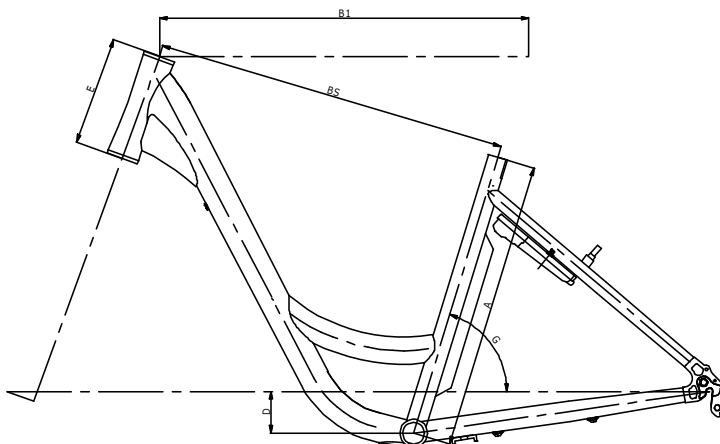
## ACTIVITY

RACE

TRAINING

**DAILY USE**

## GEOMETRY



### SIZE

A	B1	BS	D	E	G
450	576	551	65	170	70°

## E SPILLO CITY | ALTUS 1X8SP | YRBT1



<b>COLOR</b>	SO: Grey Glossy	<b>REAR HUB</b>	EGoing Rear hub motor unit
<b>FRAME</b>	E-Spillo City Step Thru Frame Aluminium O.L.D.139mm for rear hub motor unit, size 45cm	<b>RIM/WHEELSET</b>	Spectra 622-19
<b>SEATPOST CLAMP</b>	MX27 31.8mm	<b>TIRE</b>	Duramax Regular H-480, Tire sport Pergo 40-622 27TPI
<b>HEADSET</b>	VP-MH305C Semi-integrated	<b>STEM</b>	STQ ALsbbk 25,4/85 180mm 4BOLT MTSD-367N-5 black
<b>FORK</b>	Bianchi Steel, V-Brake	<b>HANDLEBAR</b>	HB CITY steel diam.25.4mm,610mm/44°/rise 66mm
<b>SHIFTER</b>	Shimano Altus 8sp	<b>GRIP / TAPE</b>	Herrmans Ergo TPE 120 mm
<b>REAR DERAILLEUR</b>	Shimano Altus 8sp	<b>SEATPOST</b>	Alloy, diam 27,2mm, length 300mm
<b>CRANKSET</b>	Prowheel PRA-11C 38T, crank length: 170mm	<b>SADDLE</b>	Selle Royal Aurorae
<b>BOTTOM BRACKET</b>	axle length:124mm, w/speed sensor	<b>FRONT LIGHT</b>	Breeze Evo Classic, black case, 0,5W LED, 15 lux,
<b>CHAIN</b>	Kmc Z8.1 8sp	<b>REAR LIGHT</b>	integrated in the battery
<b>CASSETTE / FREEWHEEL</b>	Shimano CS-HG200-8, 8sp, 12-14-16-18-21-24-28-32T	<b>KICKSTAND</b>	Atravelo KS Rex Atran 235
<b>BRAKE</b>	V-Brake Alloy	<b>MUDGUARD</b>	Steel
<b>BRAKE LEVER</b>	V-Brake levers 4 fingers	<b>MOTOR UNIT</b>	EGoing Rear hub motor unit 36V,250W,OLD 135MM w/318Wh rear carrier battery
<b>FRONT HUB</b>	Formula FM-21, 36hole, 14G, O.L.D. 100mm, w/QR		

**METHANOL CV FS**

**METHANOL CV RS**

**NITRON**

**MAGMA**

**DUEL**

**MTB**

# METHANOL CV FS

Fast, light and aggressive full suspension carbon bike with race pedigree.

## KEY FEATURES

- Carbon frame engineered with Bianchi CV vibration cancelling technology
- FS travel: 100mm
- Geometry: Slacker HT°, Longer reach, Shorter CS
- Drivetrain: 1x only
- 29x2.4 tire compatible
- Boost 12x148TA rear axle
- Internal cable routing dropper post compatible
- Sizes: S, M, L, XL

## DESIGNED FOR

Pure racers. Professional and expert XCO and XCM purists looking for more control and great handling on descents.

## RIDING CONDITIONS CLASSIFICATIONS



3\_Riding on rough terrain with drops of less than 61 cm

## COURSE/TERRAIN

ROAD

MIXED

TRAIL

CITY

## ACTIVITY

RACE

TRAINING

DAILY USE

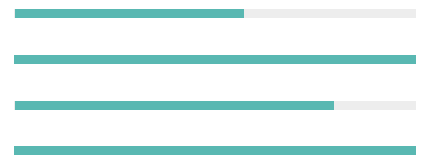
## HOW DOES IT RIDES

LIGHTWEIGHT

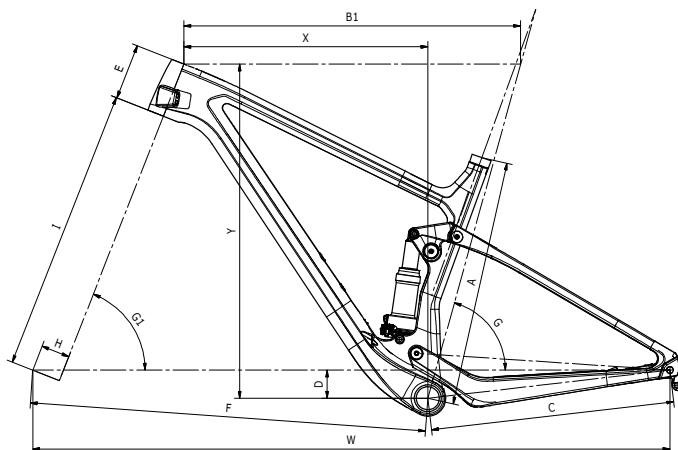
HANDLING

COMFORT

REACTIVITY



## GEOMETRY



### METHANOL CV FS 29" Carbon - 100mm front travel

SIZE	A	B1	C	D	E	F	G	G1	H	I	X	Y	W	
S	15°	410	570	435	50	90	669	75°	68.5°	44	506	407	588	1099
M	17°	440	600	435	50	100	700	75°	68.5°	44	506	435	597	1130
L	19°	480	626	435	50	110	726	75°	68.5°	44	506	458	606	1157
XL	21°	520	646	435	50	120	747	75°	68.5°	44	506	475	616	1178



IMPROVED TRAVEL  
REAR SUSPENSION **100mm**  
FRONT TRAVEL **100mm**

The carbon frame is built exclusively for use with 1x drivetrains, so you can keep spec weight to a minimum, and it comes in 15", 17", 19" and 21" versions. As you'd expect with a competition-crushing race bike, the frame has internal cable routes and is dropper post-compatible. It runs up to 29x2.4" tyres and has a Boost 12x148TA rear axle.



METHANOL CV FS 9.1 | XX1 EAGLE AXS 1X12SP | YRBS7



<b>COLOR</b>	MX:CK16/Black Full Glossy	<b>CHAIN</b>	Sram PC-XX1 Eagle 12sp w/PowerLock
<b>FRAME</b>	Methanol CV FS 100mm 29" full carbon HM monocoque w/Bianchi CV, 1.5" tapered HT, BB92, only 1x drivetrain, PM 160mm carbon dropout, 12x148mm BOOST, internal cable routing, seatpost diam. 31.6mm, shock lenght/travel 190/40mm w/ eyelets 20mm x diam.8mm, sizes 15-17-19-21"	<b>CASSETTE / FREEWHEEL</b>	Sram XG-1299 Eagle Rainbow 12sp, 10,12,14,16,18, 21,24,28,32,36,42,52T
<b>BOLTS / HARDWARE</b>	Carbon-Ti bolts AL7075-T6, large button head, Torx M5*14mm, w/Bianchi & Carbon-Ti logo (2pcs)	<b>BRAKE</b>	Shimano XTR M9100 F & M9110 R assembled set w/J-Kit for rear only, w/180mm front adaptor and Flat Mount rear, resin pad
<b>REAR SHOCK</b>	Fox Float DPS Factory Kashima Remote, 190/40mm, SV, Evol, 2 position Remote PTU, w/eyelets 19,99mm x 8mm	<b>DISC ROTOR</b>	Shimano RT-MT900 diam. front 180mm and rear 160mm, Center Lock w/IceTech
<b>SEATPOST CLAMP</b>	Alu, 35.4mm clamp	<b>RIM/WHEELSET</b>	DT Swiss XRC 1501 Spline One 29" Carbon 30mm, 15x110TA, 12x148TA rear, XD body, 240s hub centerlock, TL-ready rim w/o eyelets including tubeless band and valve, 30mm inner width
<b>HEADSET</b>	Fsa Orbit C-40, NO.42/ACB-A, 1.1/8"-1.5" w/4.3mm cap	<b>TIRE</b>	Kenda Booster Pro 29x2.20, Tubeless Race compound, 120Tpi, folding, ETRTO 56-622
<b>FORK</b>	Fox 34 SC 29" Factory Kashima remote, 100mm travel, FIT4 2 position remote w/open mode adj PTU, 1.5" ALU Tapered (black) HT, Kabolt 15X110 axle, 44mm rake, w/remote bottom left dual-cable for 1xdrivetrain (fork+shock)	<b>STEM</b>	Fsa KFX, 3D forged/machined AL2014 w/Ti bolts Carbon faceplate, finish UD carbon, 1.1/8", diam. 31.8mm, rise -12j, ext: 60mm-15", 70mm-17", 80mm-19", 90mm-21"
<b>SHIFTER</b>	Sram XX1 Eagle AXS 12sp discrete clamp	<b>HANDLEBAR</b>	Fsa KFX ICR flat, UD carbon, width 760mm, diam. 31.8mm, 9° backsweep, 4° upsweep
<b>REAR DERAILLEUR</b>	Sram XX1 Eagle AXS 12sp	<b>GRIP / TAPE</b>	T-One T-GP43X, Silicone grips, length 130mm
<b>CRANKSET</b>	Sram XX1 Eagle DUB 34T, carbon crank arm, 52mm chainline 148 BOOST compatible, direct mount, CNC-machined rings, crank length: 170mm-15", 175mm-17/21"	<b>SEATPOST</b>	Fsa KFX SBO Di2 compatible, lenght: 350mm-15", 400mm-17/21", diam.31.6mm, 0mm seatback, UD carbon monocoque w/2-bolts MTC head
<b>BOTTOM BRACKET</b>	Sram DUB PressFit BB92, 41x92mm	<b>SADDLE</b>	Fi'zi:k Taiga, S-alloy rails

METHANOL CV FS 9.2 | XRT/XT 1X12SP | YRBP6



<b>COLOR</b>	MX:CK16/Black Full Glossy
<b>FRAME</b>	Methanol CV FS 100mm 29" full carbon HM monocoque w/Bianchi CV, 1.5" tapered HT, BB92, only 1x drivetrain, PM 160mm carbon dropout, 12x148mm BOOST, internal cable routing, seatpost diam. 31.6mm, shock length/travel 190/40mm w/ eyelets 20mm x diam.8mm, sizes 15-17-19-21"
<b>BOLTS / HARDWARE</b>	Carbon-Ti bolts AL7075-T6, large button head, Torx M5*14mm, w/Bianchi & Carbon-Ti logo (2pcs)
<b>REAR SHOCK</b>	Sram Sid Luxe Select + RLR, 190/40mm, Debonair, w/ eyelets 20mm x diam.8mm
<b>SEATPOST CLAMP</b>	Alu, 35.4mm clamp
<b>HEADSET</b>	Fsa Orbit C-40, NO.42/ACB-A, 1.1/8"-1.5" w/4.3mm cap
<b>FORK</b>	Rock Shox SID SL SELECT 29", CHARGER RL, Solo Air 100mm w/Tall oneLoc remote left, 1.5 alu HT, 15X110mm Maxle Stealth, 32mm stanchions, magnesium lowers, PM 160mm disc mount, 44mm offset
<b>SHIFTER</b>	Shimano XT SL- M8100R 12sp
<b>REAR DERAILLEUR</b>	Shimano XTR RD-M9100SGS Shadow+ Design 12sp, top normal, direct attachment, Max 10-51T
<b>CRANKSET</b>	Fsa K-Force BB392Evo 34T Modular 1X, Hollow carbon, crank length 170mm-15", 175mm-17-21"
<b>BOTTOM BRACKET</b>	Fsa EL247 PressFit w/spacers
<b>CHAIN</b>	Shimano CN-M8100, 12sp

<b>CASSETTE / FREEWHEEL</b>	Shimano CS-M8100-12, 10-51T
<b>BRAKE</b>	Shimano XT M8100 F & M8110 R assembled set w/J-Kit for rear only, w/180mm P/P adaptor for front, resin pad
<b>DISC ROTOR</b>	Shimano RT-MT800, diam. 180mm front and 160mm rear, Center Lock w/Ice Tech
<b>RIM/WHEELSET</b>	DT Swiss XR 1700 Spline 29" 25mm, thru axle 15x110mm, 12x148mm, Shimano 12sp body, Center Lock, TL-ready rim w/tubeless band and valve, 25mm inner width
<b>TIRE</b>	Kenda Booster Pro 29x2.20, Tubeless Race compound, 120Tpi, folding, ETRTO 56-622
<b>STEM</b>	Reparto Corse +/-7J, ext: 60mm-15", 70mm-17", 80mm-19" and 90mm-21", 1.1/8", diam.31.8mm, 3D forged AL7050-T6 w/forged alloy 4-bolt faceplate, anodized w/laser graphics
<b>HANDLEBAR</b>	Reparto Corse FLAT, width 740mm, diam.31.8mm, backsweep 9°, double butted AL2014-T6
<b>GRIP / TAPE</b>	T-One T-GP43X, Silicone grips, length 130mm
<b>SEATPOST</b>	Reparto Corse SP66T.C Carbon SBO, length: 350mm-15", 400mm-17/21", diam.31.6mm, 0mm seatback, carbon UD fiber shaft with forged head
<b>SADDLE</b>	Fi'zi:k Taiga, S-alloy rails

METHANOL CV FS 9.3 | XT/SLX 1X12SP | YRBS9



<b>COLOR</b>	MX:CK16/Black Full Glossy	<b>CASSETTE / FREEWHEEL</b>	Shimano CS-M7100-12, 12sp, 10-51T
<b>FRAME</b>	Methanol CV FS 100mm 29" full carbon HM monocoque w/Bianchi CV, 1.5" tapered HT, BB92, only 1x drivetrain, PM 160mm carbon dropout, 12x148mm BOOST, internal cable routing, seatpost diam. 31.6mm, shock length/travel 190/40mm w/ eyelets 20mm x diam.8mm, sizes 15-17-19-21"	<b>BRAKE</b>	Shimano BR-M6100, w/180mm front adaptor and Flat Mount rear adaptor, resin pad
<b>BOLTS / HARDWARE</b>	Carbon-Ti bolts AL7075-T6, large button head, Torx M5*14mm, w/Bianchi & Carbon-Ti logo (2pcs)	<b>DISC ROTOR</b>	Shimano RT-54, Center Lock, 180mm front and 160mm rear
<b>REAR SHOCK</b>	Sram Sid Luxe Select + RLR, 190/40mm, Debonair, w/ eyelets 20mm x diam.8mm	<b>FRONT HUB</b>	Formula CL-811 for Center Lock, 32h 15x110mm, sealed bearings
<b>SEATPOST CLAMP</b>	Alu, 35.4mm clamp	<b>REAR HUB</b>	Shimano FH-MT510-B, Centerlock, 32h 12x148mm, Shimano 12sp body
<b>HEADSET</b>	Fsa Orbit C-40, NO.42/ACB-A, 1.1/8"-1.5" w/4.3mm cap	<b>RIM/WHEELSET</b>	Wtb KOM light i25 29" Rim, 32 holes, 622x25
<b>FORK</b>	Rock Shox SID SL SELECT 29", CHARGER RL, Solo Air 100mm w/Tall oneLoc remote left, 1.5 alu HT, 15X110mm Maxle Stealth, 32mm stanchions, magnesium lowers, PM 160mm disc mount, 44mm offset	<b>TIRE</b>	Kenda Booster Pro 29x2.20, Tubeless Race compound, 120Tpi, folding, ETRTO 56-622
<b>SHIFTER</b>	Shimano SLX 1x12sp	<b>STEM</b>	Reparto Corse 154A.7, +/-7°, ext: 60mm-15", 70mm-17", 80mm-19" and 90mm-21", 1.1/8", diam.31.8mm, 3D forged AL7050-T6 w/forged alloy 4-bolt faceplate, anodized w/laser graphics
<b>REAR DERAILLEUR</b>	Shimano XT RD-M8100-SGS Shadow Design + 12sp, top normal, direct attachment, max 10-51T	<b>HANDLEBAR</b>	Reparto Corse MTB11AF.2 FLAT, width 740mm, diam.31.8mm, backsweep 9°, double butted AL2014-T6
<b>CRANKSET</b>	Shimano FC-MT511-1, 32T, crank length: 170mm-15", 175mm-17/21"	<b>GRIP / TAPE</b>	T-One T-GP43X, Silicone grips, length 130mm
<b>BOTTOM BRACKET</b>	Shimano BB-MT500-PA PressFit 41x92mm	<b>SEATPOST</b>	Reparto Corse SP66T.C Carbon SB0, length: 350mm-15", 400mm-17/21", diam.31.6mm, 0mm seatback, carbon UD fiber shaft with forged head
<b>CHAIN</b>	Shimano CN-M7100, 12SP	<b>SADDLE</b>	Fi'zi:k Taiga, S-alloy rails

# METHANOL CV RS

XCO racing machine engineered with Bianchi CV Technology to tame the trail faster, more smoothly, in greater control and with more energy to attack and hold more aggressive lines.

## KEY FEATURES

- 12x148mm Boost thru axle
- Di2 compatible, dropper seatpost compatible w/ internal cable routing
- Geometry w/longer reach and slacker HT angle
- Weight 940g (+/-5%, size 17")
- 4 sizes available: S, M, L, XL

## DESIGNED FOR

Pure racers. Professional and expert XCO and XCM purists.

## RIDING CONDITIONS CLASSIFICATIONS



3\_Riding on rough terrain with drops of less than 61 cm

## COURSE/TERRAIN

ROAD

MIXED

TRAIL

CITY

## ACTIVITY

RACE

TRAINING

DAILY USE


## HOW DOES IT RIDES

LIGHTWEIGHT

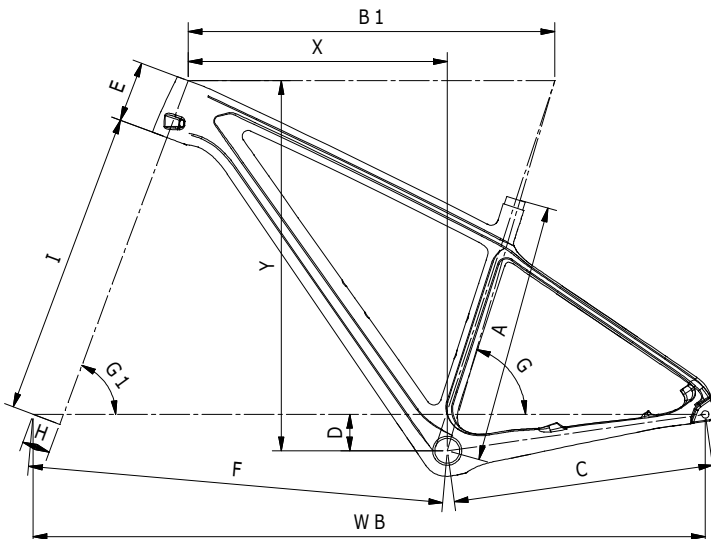
HANDLING

COMFORT

REACTIVITY

 COLOR CONFIGURATOR\*  
\*depending on availability

## GEOMETRY



MIS	A	B1	C	D	E	F	G	G1	H	I	X	Y	WB	
S	15"	380	575	430	60	90	660	74°	69.5°	51	504	401	599	1084
M	17"	430	600	430	60	100	685	74°	69.5°	51	504	423	609	1109
L	19"	470	625	430	60	110	710	74°	69.5°	51	504	445	618	1134
XL	21"	520	650	430	60	120	736	74°	69.5°	51	504	467	627	1160



## XCO RACING GEOMETRY

The frame shape and structure saves weight, improves steering response and accuracy. Geometry has been optimized to respond to the new faster, rougher race tracks by adding a longer reach and a slacker head tube angle. This creates a more confident feel for the rider at speed and a greater ability to attack the trail, especially in corners and steep descents.

# CLEARANCE

Improved clearance in the chainstays allows to accommodate larger tyres up to 58mm width in wet, muddy conditions.

# LARGER TYRES UP TO **58mm**

# DRIVETRAIN

The Methanol CV RS is 1x drivetrain specific.



METHANOL CV RS 9.1 | XXI EAGLE AXS 1X12SP | YRB73



<b>COLOR</b>	MY:CK16/Black Full Glossy *Tavolozza
<b>FRAME</b>	Methanol CV RS 29" full carbon w/Bianchi CV, high modulus monocoque, 1.5" tapered HT, Pressfit BB92 (41x92), 1x drivetrains only, 27,2mm seatpost, PM 160mm carbon dropout 12x148 BOOST, internal cable routing Di2 compatible, sizes 15,17,19,21"
<b>BOLTS / HARDWARE</b>	Carbon-Ti bolts AL7075-T6, large button head, Torx M5*14mm (15" > 2 pcs-17,19,21">4pcs), w/ Bianchi & Carbon-Ti logo
<b>SEATPOST CLAMP</b>	diam. 31,8mm
<b>HEADSET</b>	Fsa Orbit C-40, NO.42/ACB-A, 1.1/8"-1.5" w/4.3mm cap
<b>FORK</b>	Fox 32 SC 29" Factory Kashima remote, 100mm travel, FIT4 2 position remote w/open mode adj PTU, 1.5" ALU Tapered HT, Kabolt 15X110 axle, 44mm rake
<b>SHIFTER</b>	Sram XX1 Eagle AXS 12sp MatchmakerX
<b>REAR DERAILLEUR</b>	Sram XX1 Eagle AXS 12sp
<b>CRANKSET</b>	Sram XX1 Eagle DUB 34T, carbon crank arm, 52mm chainline 148 BOOST compatible, direct mount, CNC-machined rings, crank length: 170mm-15", 175mm-17/21"
<b>BOTTOM BRACKET</b>	Sram DUB PressFit BB92, 41x92mm
<b>CHAIN</b>	Sram PC-XX1 Eagle 12sp w/PowerLock
<b>CASSETTE / FREEWHEEL</b>	Sram XG-1299 Eagle Rainbow 12sp, 10,12,14,16,18, 21,24,28,32,36,42,52T

<b>BRAKE</b>	Sram Level Ultimate, aluminium caliper, carbon lever, 20mm bracket for front 180mm, matchmakerX clamp
<b>DISC ROTOR</b>	Sram Centerline X, diam front 180mm and rear 160mm, 2-pieces, 6 holes
<b>RIM/WHEELSET</b>	DT Swiss XRC 1501 Spline One 29" Carbon 30mm, thru axle 15x110mm, 12x148mm, XD body, TL-ready rim w/tubeless band and valve, 30mm inner width
<b>TIRE</b>	Kenda Booster Pro 29x2.20, Tubeless Race compound, 120Tpi, folding, ETRTO 56-622
<b>STEM</b>	Fsa KFX, 3D forged/machined AL2014 w/Ti bolts Carbon faceplate, finish UD carbon, -12f, 1.1/8", 31,8mm, ext: 70mm-15", 80mm-17", 90mm-19/21"
<b>HANDLEBAR</b>	Fsa KFX ICR flat, UD carbon, width 760mm, diam. 31.8mm, 9° backsweep, 4° upsweep
<b>GRIP / TAPE</b>	T-One, Silicone grips, length 130mm
<b>SEATPOST</b>	Fsa KFX SB0, UD carbon monocoque w/2-bolts MTC head, Di2 compatible, diam. 27,2mm, 0mm seatback, length 350mm-15"and 400mm-17/21"
<b>SADDLE</b>	Fi'zi:k Taiga, S-alloy rails
<b>GRIP / TAPE</b>	T-One, Silicone grips, length 130mm
<b>SEATPOST</b>	Reparto Corse SP66T.C Carbon SB0, length: 350mm-15", 400mm-17/21", diam.31.6mm, 0mm seatback, carbon UD fiber shaft with forged head
<b>SADDLE</b>	Fi'zi:k Taiga, S-alloy rails

METHANOL CV RS 9.3 | XT 1X12SP | YRBRI



<b>COLOR</b>	MY:CK16/Black Full Glossy *Tavolozza	<b>BRAKE</b>	Shimano XT M8100 F/R assembled set w/J-Kit for rear only, w/180mm front adaptor, resin pad
<b>FRAME</b>	Methanol CV RS 29" full carbon w/Bianchi CV, high modulus monocoque, 1.5" tapered HT, Pressfit BB92 (41x92), 1x drivetrains only, 27,2mm seatpost, PM 160mm carbon dropout 12x148 BOOST, internal cable routing Di2 compatible, sizes 15,17,19,21"	<b>DISC ROTOR</b>	Shimano RT-70, Center Lock type, 180mm front and 160mm rear
<b>BOLTS / HARDWARE</b>	Carbon-Ti bolts AL7075-T6, large button head, Torx M5*14mm (15"> 2 pcs-17,19,21">4pcs), w/ Bianchi & Carbon-Ti logo	<b>RIM/WHEELSET</b>	DT Swiss XR 1700 Spline 29" 25mm, thru axle 15x110mm, 12x148mm, Shimano 12sp body, Center Lock, TL-ready rim w/tubeless band and valve, 25mm inner width
<b>SEATPOST CLAMP</b>	diam. 31,8mm	<b>TIRE</b>	Kenda Booster Pro 29x2.20, Tubeless Race compound, 120Tpi, folding, ETRTO 56-622
<b>HEADSET</b>	Fsa Orbit C-40, NO.42/ACB-A, 1.1/8"-1.5" w/4.3mm cap	<b>STEM</b>	Reparto Corse 154A.7, +/-7J, ext: 70mm-15", 80mm-17" and 90mm-19/21", 1.1/8", diam.31.8mm, 3D forged AL7050-T6 w/forged alloy 4-bolt faceplate, anodized w/laser graphics
<b>FORK</b>	Rock Shox SID SL SELECT 29", CHARGER RL, Solo Air 100mm w/Tall oneLoc remote left, 1.5 alu HT, 15X110mm Maxle Stealth, 32mm stanchions, magnesium lowers, PM 160mm disc mount, 44mm offset	<b>HANDLEBAR</b>	Reparto Corse FLAT, width 740mm, diam.31.8mm, backsweep 9°, double butted AL2014-T6
<b>SHIFTER</b>	Shimano XT SL- M8100R 12sp	<b>GRIP / TAPE</b>	T-One, Silicone grips, length 130mm
<b>REAR DERAILLEUR</b>	Shimano XT RD-M8100-SGS Shadow Design + 12sp, top normal, direct attachment, max 10-51T	<b>SEATPOST</b>	Reparto Corse Carbon SBO, lenght 350mm-15" and 400mm-17/21", diam.27.2mm, 0mm seatback, carbon UD fiber shaft with forged head
<b>CRANKSET</b>	Shimano XT FC-M8100-1, 32T, crank length: 170mm-15", 175mm-17/21"	<b>SADDLE</b>	Fi'zi:k Taiga, S-alloy rails
<b>BOTTOM BRACKET</b>	Shimano Pressfit (41x92)	<b>GRIP / TAPE</b>	T-One T-GP43X, Silicone grips, length 130mm
<b>CHAIN</b>	Shimano CN-M7100, 12SP	<b>SEATPOST</b>	Reparto Corse SP66T.C Carbon SBO, lenght: 350mm-15", 400mm-17/21", diam.31.6mm, 0mm seatback, carbon UD fiber shaft with forged head
<b>CASSETTE / FREEWHEEL</b>	Shimano CS-M8100-12, 10-51T	<b>SADDLE</b>	Fi'zi:k Taiga, S-alloy rails



# NITRON

Race ready 29er platform with the DNA of the worldwide winning Methanol line.

## KEY FEATURES

- Race ready 29" geometry w/4 sizes available (S, M, L, XL)
- 12x148mm Boost thru axle
- Internal cable routing for dropper seatpost compatible,
- Shimano side-swing FD compatible
- 429mm chain stay length

## DESIGNED FOR

Expert riders looking for a race oriented hardtail with best performance/price ratio.

## RIDING CONDITIONS CLASSIFICATIONS



3\_Riding on rough terrain with drops of less than 61 cm

## COURSE/TERRAIN

ROAD

MIXED

TRAIL

CITY

## ACTIVITY

RACE

TRAINING

DAILY USE

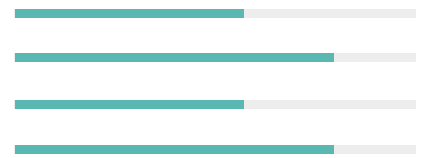
## HOW DOES IT RIDES

LIGHTWEIGHT

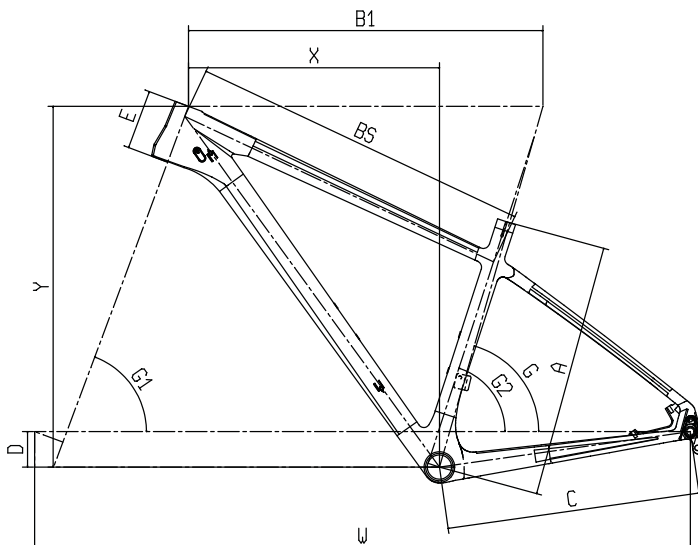
HANDLING

COMFORT

REACTIVITY



## GEOMETRY



SIZE	AB	1B	SC	DE	GG	IY	XW					
S	15"	380	570	557	429	60	90	74°	69.5°	601	397	1079
M	17"	430	600	574	429	60	100	74°	69.5°	611	424	1110
L	19"	480	625	598	429	60	110	74°	69.5°	620	447	1135
XL	21"	530	645	619	429	60	120	74°	69.5°	629	464	1156

# NITRON 9.2 | XT/SLX 1x12SP | YRBP4



<b>COLOR</b>	NH: CK16/Black Full Glossy	<b>BRAKE</b>	Shimano M6100 w/180mm front adapter, resin pad
<b>FRAME</b>	Nitron 29" full carbon monocoque, 1.5" tapered HT, BB92, seatpost diam. 27,2mm, HDM FD, PM 160mm carbon dropout 12x148mm BOOST Thru axle, internal cable routing, sizes 15-17-19-21"	<b>DISC ROTOR</b>	Shimano SM-RT54 CL 180mm front & 160mm rear, CenterLock, for resin pad only
<b>SEATPOST CLAMP</b>	MX-112C diam. 31,8mm	<b>FRONT HUB</b>	Formula CL-811 for Center Lock, 32h, thru axle 15x110mm, sealed bearings
<b>HEADSET</b>	Fsa Orbit C-40, NO.42/ACB-A, 1.1/8"-1.5" w/4.3mm cap	<b>REAR HUB</b>	Shimano FH-MT510-B, Center Lock, 32h, 12x148mm, Shimano 12speed body
<b>FORK</b>	Rock Shox SID SL 29", damper Rush RL, Debon Air 100mm w/Tall oneLoc remote left, 1.5 alu HT, 15X110mm Maxle Stealth, 32mm stanchions, magnesium lowers, PM 160mm disc mount, 44mm offset	<b>RIM/WHEELSET</b>	Velomann KOM light i25 29" Rim, 32 hole Pre Anodized Black PV Vinylx6 pcs, 622x25
<b>SHIFTER</b>	Shimano SLX 1x12sp	<b>TIRE</b>	Kenda Booster Pro 29x2.20, Tubeless Race compound, 120Tpi, folding, ETRTO 56-622
<b>REAR DERAILLEUR</b>	Shimano XT RD-M8100-SGS Shadow Design + 12sp, top normal, direct attachment, max 10-51T	<b>STEM</b>	Velomann +/-7°, 1,1/8 x diam.31.8mm, ext: 70mm-15", 80mm-17", 90mm-19/21", 3D forged alloy 6061
<b>CRANKSET</b>	Shimano XT FC-M8100-1, 32T, crank length: 170mm-15", 175mm-17/21"	<b>HANDLEBAR</b>	Velomann Flat top DB Alloy 6061-T6, width 720mm, diam. 31,8mm, 9° backsweep
<b>BOTTOM BRACKET</b>	Shimano Pressfit (41x92)	<b>GRIP / TAPE</b>	T-One Rock Tsingle lock grip , TPR, plastic inner body, aluminium clamp
<b>CHAIN</b>	Shimano CN-M7100, 12sp	<b>SEATPOST</b>	Velomann, lenght 350mm-15" and 400mm for 17,19,21", diam.27.2mm, 0mm seatback, AL6061 shaft with forged head
<b>CASSETTE / FREEWHEEL</b>	Shimano CS-M7100-12, 12sp, 10-51T	<b>SADDLE</b>	Velomann 1285URN, manganese rail, lenght 277mm x width 144mm

## NITRON 9.3 | XT/SLX 1x12SP | YRBP5



<b>COLOR</b>	NH: CK16/Black Full Glossy NF: White/Black Full Glossy	<b>BRAKE</b>	Shimano M4100 w/rear J-Kit only, resin pad, w/180mm front adapter
<b>FRAME</b>	Nitron 29" full carbon monocoque, 1.5" tapered HT, BB92, seatpost diam. 27,2mm, HDM FD, PM 160mm carbon dropout 12x148mm BOOST Thru axle, internal cable routing, sizes 15-17-19-21"	<b>DISC ROTOR</b>	Shimano SM-RT10 CL, diam. 180mm front & 160mm rear, Center Lock, for resin pad only
<b>SEATPOST CLAMP</b>	MX-112C diam. 31,8mm	<b>FRONT HUB</b>	Shimano HB-MT400-B for Center Lock, 32h, 15x110mm TA
<b>HEADSET</b>	Fsa Orbit C-40, NO.42/ACB-A, 1.1/8"-1.5" w/4.3mm cap	<b>REAR HUB</b>	Shimano FH-MT410-B for Center Lock, 32h 12x148mm BOOST, 12speed Microspline body
<b>FORK</b>	Rock Shox Judy Gold RL 29" Solo Air 100mm w/ Tall oneLoc remote left, 1.5 Tapered HT, 15x110mm BOOST Maxle stealth, 30mm stanchions, magnesium lowers, PM 160mm disc mount, 51mm offset	<b>RIM/WHEELSET</b>	Velomann KOM light i25 29" Rim, 32 hole Pre Anodized Black PV Vinylx6 pcs, 622x25
<b>SHIFTER</b>	Shimano SLX 1x12sp	<b>TIRE</b>	Kenda Booster Pro 29x2.20, Tubeless Race compound, 120Tpi, folding, ETRTO 56-622
<b>REAR DERAILLEUR</b>	Shimano XT RD-M8100-SGS Shadow Design + 12sp, top normal, direct attachment, max 10-51T	<b>STEM</b>	Velomann ST154A +/-7°, 1,1/8 x diam.31.8mm, ext: 70mm-15", 80mm-17", 90mm-19/21", 3D forged alloy 6061
<b>CRANKSET</b>	Shimano FC-MT511-1, 32T, crank length: 170mm-15", 175mm-17/21"	<b>HANDLEBAR</b>	Velomann Flat top DB Alloy 6061-T6, width 720mm, diam. 31,8mm, 9° backsweep
<b>BOTTOM BRACKET</b>	Shimano BB-MT500-PA PressFit 41x92mm	<b>GRIP / TAPE</b>	T-One Rock T-GP34 single lock grip , TPR, plastic inner body, aluminium clamp
<b>CHAIN</b>	Shimano CN-M6100, 12sp	<b>SEATPOST</b>	Velomann SP66T.1, lenght 350mm-15" and 400mm for 17,19,21", diam.27.2mm, 0mm seatback, AL6061 shaft with forged head
<b>CASSETTE / FREEWHEEL</b>	Shimano CS-M7100-12, 12sp, 10-51T	<b>SADDLE</b>	Velomann 1285URN, manganese rail, lenght 277mm x width 144mm

# NITRON 9.4 | XT/DEORE 1X12SP | YRB07



<b>COLOR</b>	NH: CK16/Black Full Glossy	<b>CASSETTE / FREEWHEEL</b>	Shimano CS-M6100-12, 12sp, 10-51T
<b>FRAME</b>	Nitron 29" full carbon monocoque, 1.5" tapered HT, BB92, seatpost diam. 27,2mm, HDM FD, PM 160mm carbon dropout 12x148mm BOOST Thru axle, internal cable routing, sizes 15-17-19-21"	<b>BRAKE</b>	Shimano BR-MT200 w/180mm front adapter, resin pad
<b>SEATPOST CLAMP</b>	MX-112C diam. 31,8mm	<b>DISC ROTOR</b>	Shimano SM-RT10 CL, diam. 180mm front & 160mm rear, Center Lock, for resin pad only
<b>HEADSET</b>	Fsa Orbit C-40, NO.42/ACB-A, 1.1/8"-1.5" w/4.3mm cap	<b>FRONT HUB</b>	Shimano HB-MT400-B for Center Lock, 32h, 15x110mm TA
<b>FORK</b>	Rock Shox Judy Silver TK 29" Solo Air 100mm w/ Poploc remote left, 1.5 Tapered HT, 15x110mm BOOST Maxle stealth, 30mm stanchions, magnesium lowers, PM 160mm disc mount, 51mm offset	<b>REAR HUB</b>	Shimano FH-MT410-B for Center Lock, 32h 12x148mm BOOST, 12speed Microspline body
<b>SHIFTER</b>	Shimano Deore SL-M6100-R 1x12sp	<b>RIM/WHEELSET</b>	Velomann KOM light i25 29" Rim, 32 hole Pre Anodized Black PV Vinylx6 pcs, 622x25
<b>REAR DERAILLEUR</b>	Shimano XT RD-M8100-SGS Shadow Design + 12sp, top normal, direct attachment, max 10-51T	<b>TIRE</b>	Kenda Booster Pro 29x2.20, Tubeless Race compound, 120Tpi, folding, ETRTO 56-622
<b>CRANKSET</b>	Shimano FC-MT511-1, 32T, crank length: 170mm-15", 175mm-17/21"	<b>STEM</b>	Velomann ST154A +/-7°, 1,1/8 x diam.31.8mm, ext: 70mm-15", 80mm-17", 90mm-19/21", 3D forged alloy 6061
<b>BOTTOM BRACKET</b>	Shimano BB-MT500-PA PressFit 41x92mm	<b>HANDLEBAR</b>	Velomann Flat top DB Alloy 6061-T6, width 720mm, diam. 31,8mm, 9° backsweep
<b>CHAIN</b>	Shimano CN-M6100, 12sp	<b>GRIP / TAPE</b>	T-One Rock T-GP34 single lock grip , TPR, plastic inner body, aluminium clamp
		<b>SEATPOST</b>	Velomann SP66T.1, lenght 350mm-15" and 400mm for 17,19,21", diam.27.2mm, 0mm seatback, AL6061 shaft with forged head
		<b>SADDLE</b>	Velomann 1285URN, manganese rail, lenght 277mm x width 144mm

# MAGMA

Bringing a whole new meaning to the 'performance hardtail'. Take on any challenge the trail throws your way on a bike that consistently performs to its maximum ability.

## KEY FEATURES

- Alu frame with 29in wheels
- Leisure dedicated geometry
- Two frame versions for 29" (BOOST QR 141mm & 135mm QR)
- Low brake PM 160mm
- Carrier and mud-guards ready
- HDM side swing (BOOST QR 141mm version)
- Low clamp FD bottom pull (135mm QR version)
- AL6061 frame

## DESIGNED FOR

First time shredders and riders who want to get the most out of any terrain in all conditions.

## RIDING CONDITIONS CLASSIFICATIONS



3\_Riding on rough terrain with drops of less than 61 cm

## COURSE/TERRAIN

ROAD

MIXED

TRAIL

CITY

## ACTIVITY

RACE

TRAINING

DAILY USE

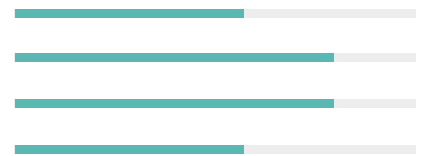
## HOW DOES IT RIDES

LIGHTWEIGHT

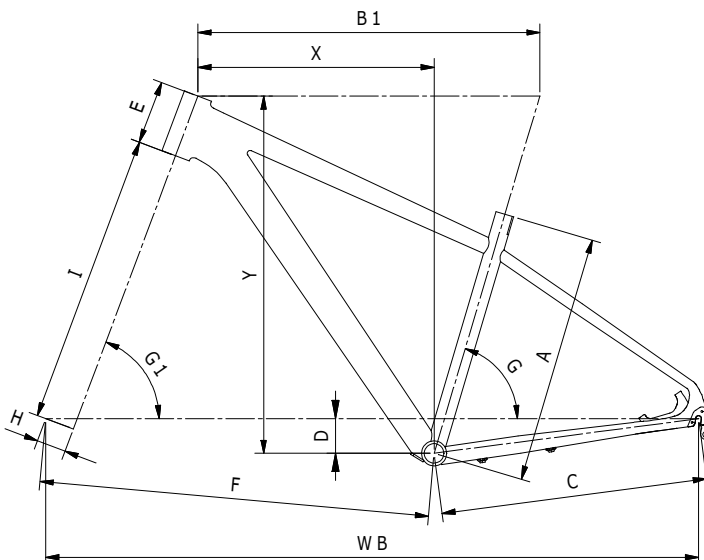
HANDLING

COMFORT

REACTIVITY



## GEOMETRY



### SIZE

	A	Bl	C	D	E	F	G	Gl	H	I	X	Y	WB	
S	15"	380	570	460	60	100	658	74°	69.5°	51	500	394	609	1112
M	17"	430	590	460	60	110	672	73.5°	69.5°	51	500	407	616	1126
L	19"	480	615	460	60	120	698	73.5°	69.5°	51	500	430	626	1152
XL	21"	530	635	460	60	130	719	73.5°	69.5°	51	500	447	635	1172

# MAGMA 9.S | DEORE 1X12SP | YRB11



THE IMAGE SHOWN IS INDICATIVE ONLY. Components and graphic details may differ from the actual model.

<b>COLOR</b>	6K: CK16/ Black-White Full Glossy 6B: Black/CK16 White Full Glossy	<b>BRAKE</b>	Shimano BR-MT200, resin pad
<b>FRAME</b>	Magma 29" alu, 1,1/8" HT, BSA 68mm, seatpost diam. 27,2mm, low clamp FD diam. 31,8mm bottom pull or Side-Swing, PM 160mm, dropouts 9x135mm QR, internal cable routing, sizes 15-17-19-21"	<b>DISC ROTOR</b>	Shimano SM-RT10, 160mm front & rear, Center Lock, for resin pad only
<b>SEATPOST CLAMP</b>	339QX diam. 31,8mm, alloy clamp & lever	<b>FRONT HUB</b>	Formula CL-1420 for Center Lock, 32h 100mm OLD, loose balls, axle length 108mm, w/QR
<b>HEADSET</b>	Fsa TH888 forged steel cups ID diam.34mm, stack height 12,8+11=23,8mm, w/15mm cap	<b>REAR HUB</b>	Formula CL-1422 for Center Lock, 32h 135mm OLD, loose balls, axle length 145mm, w/QR
<b>FORK</b>	Rock Shox Judy TK 29" 100mm w/Remote Lockout,1,1/8" steel HT, alloy crown, coil spring w/pre-load adjust, steel 30mm stanchions, magnesium lowers w/PM 160mm disc mount, 9mm QR	<b>RIM/WHEELSET</b>	VelomannDP2.5, 622x25c, pin joint, 32h, anodized, no eyelet, Presta valve hole
<b>SHIFTER</b>	Deore SL-M5100-R 1x11, clamp band	<b>TIRE</b>	Kenda Booster 29x2.20, DTC compound, 30Tpi, wire, ETRTO 56-622
<b>REAR DERAILLEUR</b>	Shimano Deore RD-M5100 1x11sp, 11-51T Max	<b>STEM</b>	Velomann 3D forged Alloy 6061, +/-7°, 1.1/8mm, diam. 31.8mm, ext: 80mm-15/17", 90mm-19/21"
<b>CRANKSET</b>	Shimano FC-MT511-1, 32T, crank length: 170mm-15", 175mm-17/21"	<b>HANDLEBAR</b>	Velomann Flat top DB Alloy 6061-T6, width 720mm, diam. 31,8mm, 9° backsweep
<b>BOTTOM BRACKET</b>	included in the crankset	<b>GRIP / TAPE</b>	T-one T-GP48B, one piece grip, TPR material, 130mm
<b>CHAIN</b>	Kmc X11 EPT finish, 11sp	<b>SEATPOST</b>	Velomann AL2014 shaft w/alloy head, diam. 27.2mm, 0mm seatback, length 350mm
<b>CASSETTE / FREEWHEEL</b>	Shimano CS-M6100-12, 12sp, 10-51T	<b>SADDLE</b>	Velomann, steel rails, PVC soft touch cover, 140mm width

MAGMA 9.0 | DEORE 1X11SP | YRBR9



<b>COLOR</b>	6K: CK16/ Black-White Full Glossy
<b>FRAME</b>	Magma 29" alu, 1,1/8" HT, BSA 68mm, seatpost diam. 27,2mm, low clamp FD diam. 31,8mm bottom pull or Side-Swing, PM 160mm, dropouts 9x135mm QR, internal cable routing, sizes 15-17-19-21"
<b>SEATPOST CLAMP</b>	339QX diam. 31,8mm, alloy clamp & lever
<b>HEADSET</b>	Fsa TH888 forged steel cups ID diam.34mm, stack height 12,8+11=23,8mm, w/15mm cap
<b>FORK</b>	Rock Shox Judy TK 29" 100mm w/Remote Lockout,1,1/8" steel HT, alloy crown, coil spring w/pre-load adjust, steel 30mm stanchions, magnesium lowers w/PM 160mm disc mount, 9mm QR
<b>SHIFTER</b>	Deore SL-M5100-R 1x11, clamp band
<b>REAR DERAILLEUR</b>	Shimano Deore RD-M5100 1x11sp, 11-51T Max
<b>CRANKSET</b>	Shimano FC-M5100-1, 32T, crank length: 170mm-15", 175mm-17/21"
<b>BOTTOM BRACKET</b>	included in the crankset
<b>CHAIN</b>	Kmc X11 EPT finish, 11sp

<b>CASSETTE / FREEWHEEL</b>	Shimano CS-M5100-11, 11sp, 11-13-15-18-21-24-28-33-39-45-51T
<b>BRAKE</b>	Shimano BR-MT200, resin pad
<b>DISC ROTOR</b>	Shimano SM-RT10, 160mm front & rear, Center Lock, for resin pad only
<b>FRONT HUB</b>	Formula CL-1420 for Center Lock, 32h 100mm OLD, loose balls, axle length 108mm, w/QR
<b>REAR HUB</b>	Formula CL-1422 for Center Lock, 32h 135mm OLD, loose balls, axle length 145mm, w/QR
<b>RIM/WHEELSET</b>	VelomannDP2.5, 622x25c, pin joint, 32h, anodized, no eyelet, Presta valve hole
<b>TIRE</b>	Kenda Booster 29x2.20, DTC compound, 30Tpi, wire, ETRTO 56-622
<b>STEM</b>	Velomann 3D forged Alloy 6061, +/-7°, 1.1/8mm, diam. 31.8mm, ext: 80mm-15/17", 90mm-19/21"
<b>HANDLEBAR</b>	Velomann Flat top DB Alloy 6061-T6, width 720mm, diam. 31,8mm, 9° backsweep
<b>GRIP / TAPE</b>	T-one T-GP48B, one piece grip, TPR material, 130mm
<b>SEATPOST</b>	Velomann AL2014 shaft w/alloy head, diam. 27.2mm, 0mm seatback, length 350mm
<b>SADDLE</b>	Velomann, steel rails, PVC soft touch cover, 140mm width

MAGMA 9.2 | ALIVIO 2X9SP | YRBW2



<b>COLOR</b>	6K: CK16/ Black-White Full Glossy MB: Black Frame/ Silver-Yellow Dec Matt
<b>FRAME</b>	Magma 29" alu, 1,1/8" HT, BSA 68mm, seatpost diam. 27,2mm, low clamp FD diam. 31,8mm bottom pull or Side-Swing, PM 160mm, dropouts 9x135mm QR, internal cable routing, sizes 15-17-19-21"
<b>SEATPOST CLAMP</b>	339QX diam. 31,8mm, alloy clamp & lever
<b>HEADSET</b>	Fsa TH888 forged steel cups ID diam.34mm, stack height 12,8+11=23,8mm, w/15mm cap
<b>FORK</b>	XCM HLO DS 29" 100mm, with HLO Hydraulic lockout, 1-1/8" steer HT, alloy crown, coil spring w/pre-load adjust, steel 30mm stanchions, alloy lowers w/PM 160mm disc mount, 9mm QR
<b>SHIFTER</b>	Shimano Alivio SL-M3100 2x9sp
<b>REAR DERAILLEUR</b>	Shimano Alivio RDM3100 SGS 9sp top-normal, direct attachment, Shadow Design, max 11-36T
<b>FRONT DERAILLEUR</b>	Shimano FD-M2020-TS low clamp diam. 31,8mm, dual pull, 64/69°, for 36T w/14T capacity, CL 48,8/51,8mm
<b>CRANKSET</b>	Shimano FC-MT101-2, 36/22T, crank length: 170mm-15/17", 175mm-19/21"
<b>BOTTOM BRACKET</b>	Shimano BB-UN101, Axle LL123 (122,5mm)
<b>CHAIN</b>	Kmc HV900 Z9 9sp

<b>CASSETTE / FREEWHEEL</b>	Shimano HG200-9, 11-13-15-17-20-23-26-30-36T
<b>BRAKE</b>	Shimano BR-MT200, resin pad
<b>DISC ROTOR</b>	Shimano SM-RT10, 160mm front & rear, Center Lock, for resin pad only
<b>FRONT HUB</b>	Formula CL-1420 for Center Lock, 32h 100mm OLD, loose balls, axle length 108mm, w/QR
<b>REAR HUB</b>	Formula CL-1422 for Center Lock, 32h 135mm OLD, loose balls, axle length 145mm, w/QR
<b>RIM/WHEELSET</b>	VelomannDP2.5, 622x25c, pin joint, 32h, anodized, no eyelet, Presta valve hole
<b>TIRE</b>	Kenda Booster 29x2.20, DTC compound, 30Tpi, wire, ETRTO 56-622
<b>STEM</b>	Velomann ST92A +/-7°, 1,1/8", diam.31,8mm, ext: 80mm-15/17" and 90mm-19/21", 3D forged alloy 6061
<b>HANDLEBAR</b>	Velomann rise MTB479A, width 720mm, diam.31,8mm, rise 15mm, backsweep 9°, PG Alloy 6061 sandblasted anodized
<b>GRIP / TAPE</b>	T-one T-GP48B, one piece grip, TPR material, 130mm
<b>SEATPOST</b>	Velomann AL2014 shaft w/alloy head, diam. 27,2mm, 0mm seatback, length 350mm
<b>SADDLE</b>	Velomann, steel rails, PVC soft touch cover, 140mm width



# DUEL

Start your off-road adventure with the Duel. An aluminum frame hardtail ready to take on all terrains and level the trails. Ideal for the first-time mountain biker who wants to get out and explore their surroundings all day on a comfortable and sporty bike.

## KEY FEATURES

- Aluminum frame in 27.5" and 29" with off-road geometry
- Semi-integrated Headset
- IS standard disc mount
- Carrier and mud-guards ready

## DESIGNED FOR

Beginners and young riders. A real mtb for sport, fitness rides and tourism.

## RIDING CONDITIONS CLASSIFICATIONS



3\_Riding on rough terrain with drops of less than 61 cm

## COURSE/TERRAIN

ROAD

MIXED

TRAIL

CITY

## ACTIVITY

RACE

TRAINING

DAILY USE

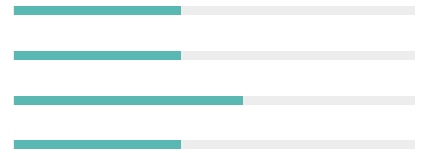
## HOW DOES IT RIDES

LIGHTWEIGHT

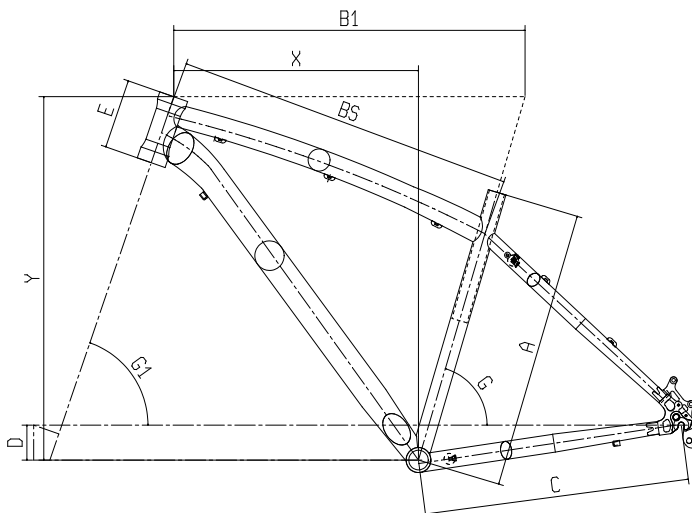
HANDLING

COMFORT

REACTIVITY



## GEOMETRY



### GEOMETRY - 27.5"

SIZE	A	B1	BS	C	D	E	G	G1	Y	X	
XS	13"	340	535	539	440	50	110	73.5°	70°	591	360
S	15"	380	560	552	440	50	110	73.5°	71°	595	384
M	17"	430	580	563	440	50	120	73.5°	70°	605	401
L	19"	480	605	582	440	50	125	73.5°	71°	609	424
XL	21"	530	625	601	440	50	130	73.5°	71°	614	443

### GEOMETRY - 29"

SIZE	A	B1	BS	C	D	E	G	G1	Y	X	
XS	15"	380	565	560	460	60	100	74°	70°	601	393
S	17"	430	590	574	460	60	110	73.5°	71°	615	408
M	19"	480	610	588	460	60	120	73.5°	71°	625	425
L	21"	530	630	605	460	60	130	73.5°	71°	634	442

## DUEL 29.S | ALIVIO 2X9SP | YRBC8



<b>COLOR</b>	DA:CK16/Azzurra Blue Full Glossy DB: Serial Black/Azzurra Blue Full Glossy	<b>BRAKE</b>	Shimano MT200KIT assembled set BRM200KIT(L&R) w/rear adapter adapter for IS 160mm, resin pad
<b>FRAME</b>	Duel 29" alu, 1.1/8" HT, BSA 68mm, seatpost diam. 27,2mm, seat tube diam. 31,8mm, FD top pull, INTL 160mm disc mounting dropouts 9x135mm QR, external cable routing under TT, sizes 15-17-19-21"	<b>DISC ROTOR</b>	Shimano SM-RT10, 160mm front & rear, Center Lock, for resin pad only
<b>SEATPOST CLAMP</b>	339QX diam. 31,8mm, alloy clamp & lever	<b>FRONT HUB</b>	Formula CL-1420 for Center Lock, 32h 100mm OLD, loose balls, axle length 108mm, w/QR
<b>HEADSET</b>	Fsa TH888 forged steel cups ID diam.34mm, stack height 12,8+11=23,8mm, w/15mm cap	<b>REAR HUB</b>	Formula CL-1422 for Center Lock, 32h 135mm OLD, loose balls, axle length 145mm, w/QR
<b>FORK</b>	XCM HLO DS 29" 100mm, with HLO Hydraulic lockout, 1-1/8" steer HT, alloy crown, coil spring w/pre-load adjust, steel 30mm stanchions, alloy lowers w/PM 160mm disc mount, 9mm QR	<b>RIM/WHEELSET</b>	Velomann DP2.5, 584x25c, 32h, Presta valve hole
<b>SHIFTER</b>	Shimano Alivio SL-M3100 2x9sp	<b>TIRE</b>	Kenda Booster 29x2.20, DTC compound, 30Tpi, wire, ETRTO 56-622
<b>REAR DERAILLEUR</b>	Shimano Alivio RDM3100 SGS 9sp top-normal, direct attachment, Shadow Design, max 11-36T	<b>STEM</b>	Velomann ST92A +/-7°, 1.1/8", diam.31,8mm, ext: 80mm-15/17" and 90mm-19/21", 3D forged alloy 6061
<b>FRONT DERAILLEUR</b>	Shimano FD-M2020-TS low clamp diam. 31,8mm, dual pull, 64/69°, for 36T w/14T capacity, CL 48.8/51.8mm	<b>HANDLEBAR</b>	Velomann rise, width 720mm, diam.31,8mm, rise 15mm, backsweep 9°, PG Alloy 6061 sandblasted anodized
<b>CRANKSET</b>	Shimano FC-MT101-2, 36/22T, crank length: 170mm-15/17", 175mm-19/21"	<b>GRIP / TAPE</b>	T-one, one piece grip, TPR material, 130mm
<b>BOTTOM BRACKET</b>	Shimano BB-UN101, Axle LL123 (122,5mm)	<b>SEATPOST</b>	Velomann , diam.27,2mm, 0mm seatback, lenght: 300mm-15" and 350mm-17/21", AL2014 shaft, alloy head
<b>CHAIN</b>	Kmc HV900 Z9 9sp	<b>SADDLE</b>	Velomann, steel rails, PVC soft touch cover, 140mm width
<b>CASSETTE / FREEWHEEL</b>	Shimano HG200-9, 11-13-15-17-20-23-26-30-36T		

## DUEL 27.S | ALIVIO 2X9SP | YRBC7



<b>COLOR</b>	DA:CK16/Azzurra Blue Full Glossy DB: Serial Black/Azzurra Blue Full Glossy	<b>BRAKE</b>	Shimano MT200KIT assembled set BRM200KIT(L&R) w/rear adapter adapter for IS 160mm, resin pad
<b>FRAME</b>	Duel 27,5" alu, 1.1/8" HT, BSA 68mm, seatpost diam. 27,2mm, seat tube diam. 31,8mm, FD top pull, INTL 160mm disc mounting dropouts 9x135mm QR, ST w/V-Brake studs, external cable routing under TT, sizes 15-17-19-21"	<b>DISC ROTOR</b>	Shimano SM-RT10, 160mm front & rear, Center Lock, for resin pad only
<b>SEATPOST CLAMP</b>	339QX diam. 31,8mm, alloy clamp & lever	<b>FRONT HUB</b>	Formula CL-1420 for Center Lock, 32h 100mm OLD, loose balls, axle length 108mm, w/QR
<b>HEADSET</b>	Fsa TH888 forged steel cups ID diam.34mm, stack height 12,8+11=23,8mm, w/15mm cap	<b>REAR HUB</b>	Formula CL-1422 for Center Lock, 32h 135mm OLD, loose balls, axle length 145mm, w/QR
<b>FORK</b>	XCM HLO DS 27,5" 100mm, with HLO Hydraulic Lockout, 1-1/8" steer HT, alloy crown, coil spring w/pre-load adjust, steel 30mm stanchions, alloy lowers w/PM 160mm disc mount, 9mm QR	<b>RIM/WHEELSET</b>	Velomann DP2.5, 584x25c, 32h, Presta valve hole
<b>SHIFTER</b>	Shimano Alivio SL-M3100 2x9sp	<b>TIRE</b>	Kenda Booster - 27,5x2.2, DTC compound, 30Tpi, wire, ETRTO 56-584
<b>REAR DERAILLEUR</b>	Shimano Alivio RDM3100 SGS 9sp top-normal, direct attachment, Shadow Design, max 11-36T	<b>STEM</b>	Velomann ST92A +/-7°, 1.1/8", diam.31,8mm, ext: 80mm-15/17" and 90mm-19/21", 3D forged alloy 6061
<b>FRONT DERAILLEUR</b>	Shimano FD-M2020-TS low clamp diam. 31,8mm, dual pull, 64/69°, for 36T w/14T capacity, CL 48.8/51.8mm	<b>HANDLEBAR</b>	Velomann rise, width 720mm, diam.31,8mm, rise 15mm, backsweep 9°, PG Alloy 6061 sandblasted anodized
<b>CRANKSET</b>	Shimano FC-MT101-2, 36/22T, crank length: 170mm-15/17", 175mm-19/21"	<b>GRIP / TAPE</b>	T-one, one piece grip, TPR material, 130mm
<b>BOTTOM BRACKET</b>	Shimano BB-UN101, Axle LL123 (122,5mm)	<b>SEATPOST</b>	Velomann, diam.27,2mm, 0mm seatback, lenght: 300mm-15" and 350mm-17/21", AL2014 shaft, alloy head
<b>CHAIN</b>	Kmc HV900 (Z9) 9sp	<b>SADDLE</b>	Velomann, steel rails, PVC soft touch cover, 140mm width
<b>CASSETTE / FREEWHEEL</b>	Shimano HG200-9, 11-13-15-17-20-23-26-30-36T		

# CITY-FITNES

C-SPORT



# C-SPORT

Take on the city with the C-Sport fitness bike. Push yourself to ride harder, go faster and get fitter than ever before on this endurance workout bike. With light aluminum male- and female-specific frames, it's made for anyone pursuing a healthy lifestyle. The C-Sport Cross knows no bounds, its knobbly tyres and front suspension fork are ready for anything.

## KEY FEATURES

- Lightweight aluminum frame for men and women
- Flat handlebar
- Heads-up riding position

## DESIGNED FOR

Anyone pursuing a healthy lifestyle.

## RIDING CONDITIONS CLASSIFICATIONS



2\_Riding on paved and unpaved roads with drops of less than 15 cm

## COURSE/TERRAIN

ROAD

MIXED

TRAIL

CITY

## ACTIVITY

RACE

TRAINING

DAILY USE

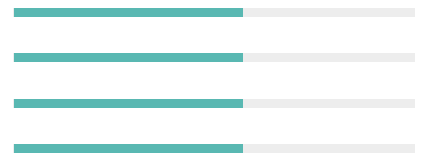
## HOW DOES IT RIDES

DESIGN

COMFORT

PERFORMANCE

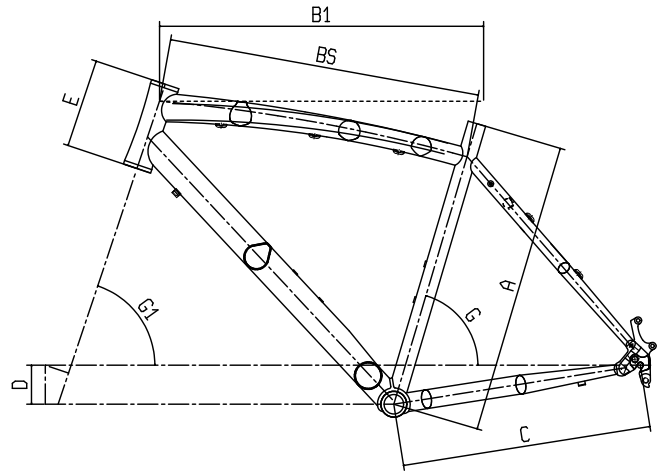
LIGHTWEIGHT



# GEOMETRY

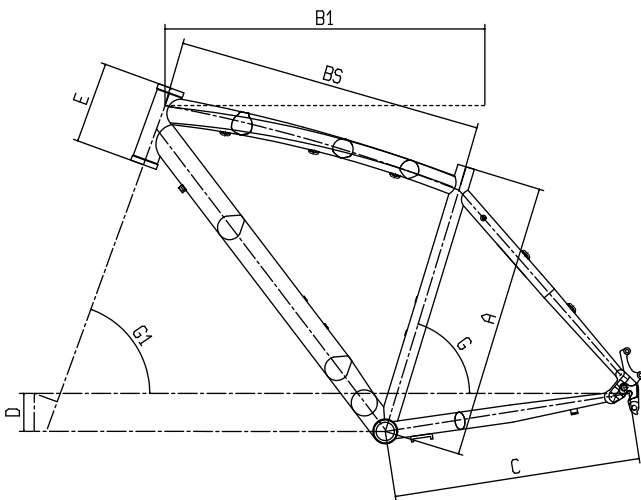
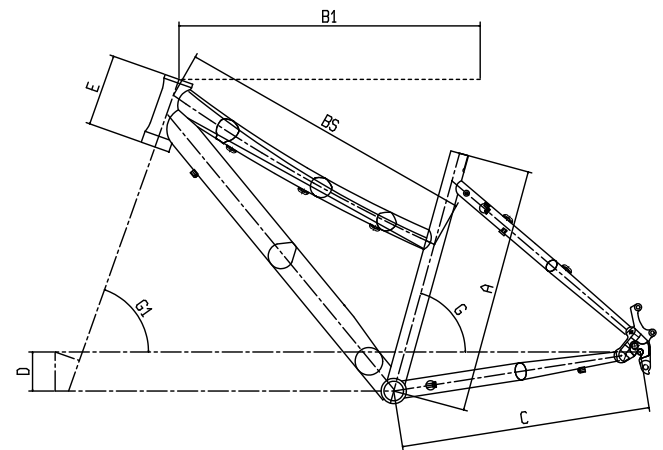
## C-SPORT

SIZE	A	B1	BS	C	D	E	G	G1
S	430	525	507	435	68	125	74.5°	71°
M	470	545	525	435	68	135	74°	71°
L	510	565	544	435	68	155	73.5°	71.5°
XL	550	585	563	435	68	185	73°	71°
XXL	590	605	585	435	68	210	73°	72°



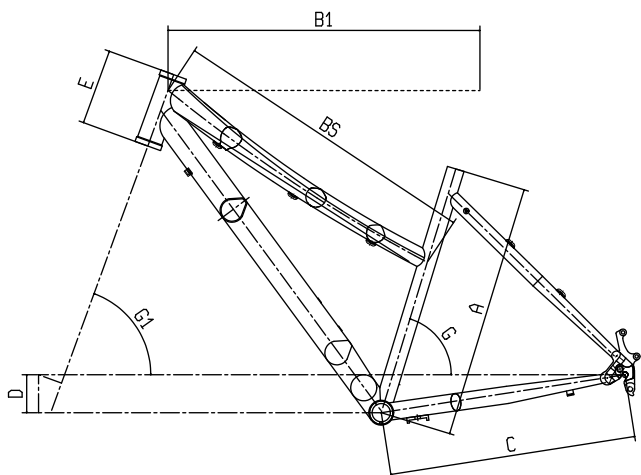
## C-SPORT STEP THROUGH

SIZE	A	B1	BS	C	D	E	G	G1
S	480	525	508	435	68	125	74.5°	71°
M	470	545	524	435	68	135	74°	71°
L	510	565	542	435	68	155	73.5°	71.5°



## C-SPORT

SIZE	A	B1	BS	C	D	E	G	G1
S	430	525	545	455	65	140	73°	70°
M	470	575	550	455	65	140	73°	70°
L	510	590	564	455	65	150	73°	70°
XL	550	605	580	455	65	170	73°	70°



## C-SPORT STEP THROUGH

SIZE	A	B1	BS	C	D	E	G	G1
S	430	565	562	455	65	140	73°	70°
M	470	575	573	455	65	140	73°	70°



NEW GRAPHICS  
AND COLORS



C-SPORT

CUBE





C SPORT | AIVIO 2X9SP | YRB55



<b>COLOR</b>	CC: CK16/Dark Turquoise Full Glossy C9: Rocks Sand/Black Matt/Glossy
<b>FRAME</b>	C-Sport alu disc, 700C Old 135mm, integrated cable routing, Smooth welding, 1.1/8" headtube (semi-integrated down HT tube and integrated in top HT tube). Seat tube 31.6mm, size: 43,47,51,55,59cm
<b>SEATPOST CLAMP</b>	MX-112C alloy, diam. 31,8mm
<b>HEADSET</b>	Fsa No.8B/ZS4D 1.1/8" Semi-Integrated lower part + Integrated upper part, w/cap 15mm
<b>FORK</b>	Bianchi Alu Disc, 1.1/8", Post mount, max tire size 700x40c
<b>SHIFTER</b>	Shimano Alivio SL-M3100 2x9sp
<b>REAR DERAILLEUR</b>	Shimano Alivio RD-T4000-SGS 9sp, Top Normal, Direct Attachment
<b>FRONT DERAILLEUR</b>	Shimano Acera FD-T3000-2-TS3
<b>CRANKSET</b>	Shimano FC-MT210-2 46-30T, crank length: 170mm-43/47cm, 175mm-51/59cm
<b>BOTTOM BRACKET</b>	included in the crankset
<b>CHAIN</b>	Kmc Z-99 9sp
<b>CASSETTE / FREEWHEEL</b>	Shimano CS-HG200-9, 9-speed, 11-13-15-17-20-23-26-30-36T
<b>BRAKE</b>	Shimano Altus BR-MT200, resin pad
<b>BRAKE LEVER</b>	Included w/brakeset

<b>DISC ROTOR</b>	Shimano SM-RT10 diam. 160mm, Center Lock, Resin Pad only
<b>FRONT HUB</b>	Formula CL-1420 Center Lock, 32hole, 14G, OLD 100mm, with QR
<b>REAR HUB</b>	Formula CL-1422 Center Lock, 32hole, 14G, OLD 135mm, with QR
<b>RIM/WHEELSET</b>	Velomann disc version, alloy, 700c 622x19, 32h, tubeless ready
<b>TIRE</b>	Kenda Kwick Tendril 700x38, 60Tpi, w/Kshield 3mm antipunctures insert
<b>STEM</b>	Velomann ST69A 3D forged 6061 Alloy, 12° 31,8mm 1.1/8", ext: 70mm-43cm, 10mm-47/51cm, 120mm-55/59cm
<b>HANDLEBAR</b>	Velomann Alloy, 620mm, flat bar, 9° bend, 31,8mm
<b>GRIP / TAPE</b>	Bianchi Ergonomic Double density, Black/CK
<b>SEATPOST</b>	Velomann SP02.1 Alloy shaft AL6061, alloy head, 15mm offset, 31,6mm
<b>SADDLE</b>	Selle Royal, 269mm x 146mm, steel rail, black-ck semi PU cover
<b>PEDALS</b>	Included
<b>MUDGUARD</b>	Steel

# C SPORT | ACERA 24SP | YRBD3



THE IMAGE SHOWN IS INDICATIVE ONLY. Components and graphic details may differ from the actual model.

<b>COLOR</b>	CC: CK16/Dark Turquoise Full Glossy C9: Rocks Sand/Black Matt/Glossy
<b>FRAME</b>	C-Sport alu disc, 700C Old 135mm, integrated cable routing, Smooth welding, 1.1/8" headtube (semi-integrated down HT tube and integrated in top HT tube). Seat tube 31.6mm, size: 43,47,51,55,59cm
<b>SEATPOST CLAMP</b>	MX-112C alloy, diam. 31,8mm
<b>HEADSET</b>	Fsa No.8B/ZS4D 1.1/8" Semi-Integrated lower part + Integrated upper part, w/cap 15mm
<b>FORK</b>	Bianchi Alu Disc, 1.1/8", Post mount, max tire size 700x40c
<b>SHIFTER</b>	Disc Brake Assembled Set, ST-EF505(L), BR-MT200(F), W/O ADAPTER, RESIN PAD, 750MM HOSE, Disc Brake Assembled Set/J-kit, ST-EF505(8R), 8SPD, BR-MT200(R), W/O ADAPTER, RESIN PAD, 1550MM HOSE
<b>REAR DERAILLEUR</b>	Shimano Acera RD-M360-L SGS 8sp, direct attachment
<b>FRONT DERAILLEUR</b>	Shimano Tourney FD-TY700-TS3, Top-Swing, Dual-Pull, Band Type (34.9mm), 63-66°, For 42T, CL: 47.5/50mm
<b>CRANKSET</b>	Shimano FC-TY301 42x34x24T, Crank length: 170mm-43/47cm, 175mm-51/55cm
<b>BOTTOM BRACKET</b>	Shimano BB-UN101, Spindle: Square Type, Shell: BSA 68mm, Spindle: 122.5mm
<b>CHAIN</b>	Kmc Z-72 8sp
<b>CASSETTE / FREEWHEEL</b>	Shimano CS-HG200-8, 8sp, 12-14-16-18-21-24-28-32T

<b>BRAKE</b>	Shimano BR-MT200, Resin pad
<b>BRAKE LEVER</b>	Included w/brakeset
<b>DISC ROTOR</b>	Shimano SM-RT10 diam. 160mm, Center Lock, Resin Pad only
<b>FRONT HUB</b>	Formula CL-1420 Center Lock, 32hole, 14G, OLD 100mm, with QR
<b>REAR HUB</b>	Formula CL-1422 Center Lock, 32hole, 14G, OLD 135mm, with QR
<b>RIM/WHEELSET</b>	Velomann ATD500 disc version, alloy, 700c 622x19, 32h, tubeless ready
<b>TIRE</b>	Kenda Kwick Tendril 700x38, 60Tpi, w/Kshield 3mm antipunctures insert
<b>STEM</b>	Velomann ST69A 3D forged 6061 Alloy, 12° 31,8mm 1.1/8", ext: 70mm-43cm, 10mm-47/51cm, 120mm-55/59cm
<b>HANDLEBAR</b>	Velomann Alloy 6061 DB, 620mm, flat bar, 9° bend, 31,8mm
<b>GRIP / TAPE</b>	Bianchi Ergonomic Double density, Black/CK
<b>SEATPOST</b>	Velomann SP02.1 Alloy shaft AL6061, alloy head, 15mm offset, 31,6mm
<b>SADDLE</b>	Selle Royal, 269mm x 146mm, steel rail, black-ck semi PU cover
<b>PEDALS</b>	Included

C SPORT | ACERA 24SP | YRBD9



<b>COLOR</b>	CC: CK16/Dark Turquoise Full Glossy C9: Rocks Sand/Black Matt/Glossy	<b>CASSETTE / FREEWHEEL</b>	Shimano CS-HG200-8, 8sp, 12-14-16-18-21-24-28-32T
<b>FRAME</b>	C-Sport step through alu disc, 700C Old 135mm, integrated cable routing, Smooth welding, 1.1/8" head tube (semi-integrated down HT tube and integrated in top HT tube). Seat tube 31.6mm, size: 43,47,51,55cm	<b>BRAKE</b>	Shimano BR-MT200, Resin pad
<b>SEATPOST CLAMP</b>	MX-112C alloy, diam. 31,8mm	<b>BRAKE LEVER</b>	Included w/brakeset
<b>HEADSET</b>	Fsa No.8B/ZS4D 1.1/8" Semi-Integrated lower part + Integrated upper part, w/cap 15mm	<b>DISC ROTOR</b>	Shimano SM-RT10 diam. 160mm, Center Lock, Resin Pad only
<b>FORK</b>	Bianchi Alu Disc, 1.1/8", Post mount, max tire size 700x40c	<b>FRONT HUB</b>	Formula CL-1420 Center Lock, 32hole, 14G, OLD 100mm, with QR
<b>SHIFTER</b>	Shimano ST-EF505 3x8sp	<b>REAR HUB</b>	Formula CL-1422 Center Lock, 32hole, 14G, OLD 135mm, with QR
<b>REAR DERAILLEUR</b>	Shimano Acera RD-M360-L SGS 8sp, direct attachment	<b>RIM/WHEELSET</b>	Velomann ATD500 disc version, alloy, 700c 622x19, 32h, tubeless ready
<b>FRONT DERAILLEUR</b>	Shimano Tourney FD-TY700-TS3, Top-Swing, Dual-Pull, Band Type (34.9mm), 63-66°, For 42T, CL: 47.5/50mm	<b>TIRE</b>	Kenda Kwick Tendril 700x38, 60Tpi, w/Kshield 3mm antipunctures insert
<b>CRANKSET</b>	Shimano FC-TY301 42x34x24T, Crank length: 170mm-43/47cm, 175mm-51/55cm	<b>STEM</b>	Velomann ST69A 3D forged 6061 Alloy, 12° 31,8mm 1.1/8", ext: 70mm-43cm, 10mm-47/51cm, 120mm-55/59cm
<b>BOTTOM BRACKET</b>	Shimano BB-UN101, Spindle:Square Type, Shell:BSA 68mm,Spindle:122.5mm	<b>HANDLEBAR</b>	Velomann Alloy 6061 DB, 620mm, flat bar, 9° bend, 31,8mm
<b>CHAIN</b>	Kmc Z-72 8sp	<b>GRIP / TAPE</b>	Bianchi Ergonomic Double density, Black/CK
		<b>SEATPOST</b>	Velomann SP02.1 Alloy shaft AL6061, alloy head, 15mm offset, 31,6mm
		<b>SADDLE</b>	Selle Royal black-ck cover

C SPORT | ACERA 24SP | YRBB2



<b>COLOR</b>	C9: Rocks Sand/Black Matt/Glossy
<b>FRAME</b>	C-Sport Cross Alu Disc, 700C OLD 135mm, integrated cable routing, Smooth welding, 1.1/8" semintegrated headset, seat tube diam. 31.6mm, size:43,47,51,55cm
<b>SEATPOST CLAMP</b>	MX-112C alloy, diam. 31,8mm
<b>HEADSET</b>	Fsa No.8B/ZS4D 1.1/8" Semi-Integrated lower part + Integrated upper part, w/cap 15mm
<b>FORK</b>	SR Suntour SF16-NEX-HLO-DS-700C, 63mm travel, Disc, 1.1/8" Steel steerer, steel stanchions, alloy blades, w/lockout
<b>SHIFTER</b>	Shimano ST-EF505 3x8sp
<b>REAR DERAILLEUR</b>	Shimano Acera RD-M360-L SGS 8sp, direct attachment
<b>FRONT DERAILLEUR</b>	Shimano Tourney FD-TY700-TS3, Top-Swing, Dual-Pull, Band Type (34.9mm), 63-66°, For 42T, CL: 47.5/50mm
<b>CRANKSET</b>	Shimano FC-TY301 42x34x24T, Crank length: 170mm-43/47cm, 175mm-51/55cm
<b>BOTTOM BRACKET</b>	Shimano BB-UN101, Spindle:Square Type, Shell:BSA 68mm,Spindle:122.5mm
<b>CHAIN</b>	Kmc Z-72 8sp

<b>CASSETTE / FREEWHEEL</b>	Shimano CS-HG200-8, 8sp, 12-14-16-18-21-24-28-32T
<b>BRAKE</b>	Shimano BR-MT200, Resin pad
<b>BRAKE LEVER</b>	Included w/brakeset
<b>DISC ROTOR</b>	Shimano SM-RT10 diam. 160mm, Center Lock, Resin Pad only
<b>FRONT HUB</b>	Formula CL-1420 Center Lock, 32hole, 14G, OLD 100mm, with QR
<b>REAR HUB</b>	Formula CL-1422 Center Lock, 32hole, 14G, OLD 135mm, with QR
<b>RIM/WHEELSET</b>	Velomann ATD500 disc version, alloy, 700c 622x19, 32h, tubeless ready
<b>TIRE</b>	Kenda 700x40
<b>STEM</b>	Velomann ST69A 3D forged 6061 Alloy, 12° 31,8mm 1.1/8", ext: 70mm-43cm, 10mm-47/51cm, 120mm-55/59cm
<b>HANDLEBAR</b>	Velomann Alloy 6061 DB, 620mm, flat bar, 9° bend, 31,8mm
<b>GRIP / TAPE</b>	Bianchi Ergonomic Double density, Black/CK
<b>SEATPOST</b>	Velomann SP02.1 Alloy shaft AL6061, alloy head, 15mm offset, 31,6mm
<b>SADDLE</b>	Selle Royal, 269mm x 146mm, steel rail, black-ck semi PU cover
<b>PEDALS</b>	Included

C SPORT | ACERA 24SP | YRBB3



<b>COLOR</b>	C9: Rocks Sand/Black Matt/Glossy	<b>CASSETTE / FREEWHEEL</b>	Shimano CS-HG200-8, 8sp, 12-14-16-18-21-24-28-32T
<b>FRAME</b>	C-Sport Cross Step Thru Alu Disc, 700C, OLD 135mm, integrated cable routing, Smooth welding, 1.1/8" semintegrated headset. Seat tube diam. 31.6mm, size:43,47,51cm	<b>BRAKE</b>	Shimano BR-MT200, Resin pad
<b>SEATPOST CLAMP</b>	MX-112C alloy, diam. 31,8mm	<b>BRAKE LEVER</b>	Included w/brakeset
<b>HEADSET</b>	Fsa No.8B/ZS4D 1.1/8" Semi-Integrated lower part + Integrated upper part, w/cap 15mm	<b>DISC ROTOR</b>	Shimano SM-RT10 diam. 160mm, Center Lock, Resin Pad only
<b>FORK</b>	SR Suntour SF16-NEX-HLO-DS-700C, 63mm travel, Disc, 1.1/8" Steel steerer, steel stanchions, alloy blades, w/lockout	<b>FRONT HUB</b>	Formula CL-1420 Center Lock, 32hole, 14G, OLD 100mm, with QR
<b>SHIFTER</b>	Shimano ST-EF505 3x8sp	<b>REAR HUB</b>	Formula CL-1422 Center Lock, 32hole, 14G, OLD 135mm, with QR
<b>REAR DERAILLEUR</b>	Shimano Acera RD-M360-L SGS 8sp, direct attachment	<b>RIM/WHEELSET</b>	Velomann ATD500 disc version, alloy, 700c 622x19, 32h, tubeless ready
<b>FRONT DERAILLEUR</b>	Shimano Tourney FD-TY700-TS3, Top-Swing, Dual-Pull, Band Type (34.9mm), 63-66°, For 42T, CL: 47.5/50mm	<b>TIRE</b>	Kenda 700x40
<b>CRANKSET</b>	Shimano FC-TY301 42x34x24T, Crank length: 170mm-43/47cm, 175mm-51/55cm	<b>STEM</b>	Velomann ST69A 3D forged 6061 Alloy, 12° 31,8mm 1.1/8", ext: 70mm-43cm, 10mm-47/51cm, 120mm-55/59cm
<b>BOTTOM BRACKET</b>	Shimano BB-UN101, Spindle:Square Type, Shell:BSA 68mm,Spindle:122.5mm	<b>HANDLEBAR</b>	Velomann Alloy 6061 DB, 620mm, flat bar, 9° bend, 31,8mm
<b>CHAIN</b>	Kmc Z-72 8sp	<b>GRIP / TAPE</b>	Bianchi Ergonomic Double density, Black/CK
		<b>SEATPOST</b>	Velomann SP02.1 Alloy shaft AL6061, alloy head, 15mm offset, 31,6mm
		<b>SADDLE</b>	Selle Royal black-ck cover
		<b>PEDALS</b>	Included

#RIDEBIANCHI



**BIANCHI**

MEMBER OF



**F.I.V. E BIANCHI S.P.A**

VIA DELLE BATTAGLIE, 5 24047 TREVIGLIO / BG - T +39 0363 3161 - F + 39 0363 075045

[bianchi@bianchi.com](mailto:bianchi@bianchi.com)