



AXA
KRYPTONITE
TRELOCK

Allegion OEM

Model year 2024





Introduction

The Allegion OEM catalogue

Before you lies the **Allegion OEM catalogue**. Your guide in specifying your model year 24 bicycles with; lights, locks and guards. This catalogue contains a summary of the best we have to offer from our combined brands and portfolios.

For each product we have stated the most standard available options, of course custom adaptations as different colours, cable lengths, connectors and special brackets are possible. Your Allegion contact person can help you with the details.

Further we would like to draw your attention to the many customised solutions we have offered in the past and can offer you in the future.

Allegion: best solution for every bike and brand

3

3 strong brands that appeal to consumers



Global production and supply chain



The best product portfolio for any brand and model



Increased innovation power



High customer service



Global brands serving global markets

Allegion helps keep people safe where they live, work and visit. As a leading provider of security products and solutions for homes and businesses, Allegion specialises in security around the doorway and beyond: everything from residential and commercial locks, door closers and exit devices, to access control and workforce productivity systems.

Continual product development across the product ranges delivers innovative access and security solutions for the differing requirements within the healthcare, education, hospitality, transport and commercial markets worldwide.



© 2022 Allegion plc. Bricard, Briton, CISA®, Falcon®, Glynn-Johnson®, INSPEC, ITO™, Ives®, LCN®, Normbau®, Schlage®, Steelcraft® and Von Duprin® are the property of Allegion plc. All rights reserved. All other brand names, product names or trademarks are the property of their respective owners.

Our 3 strong bike brands

AXA

AXA Bike Security

More than 115 years of expertise

AXA Bike Security is inextricably linked to cycling culture. For more than 115 years, the company has made every effort to optimally protect the cyclist and the bike. As a real bike fan, AXA Bike Security knows exactly what cyclists need to safely and confidently hit the road. Our developers transform the latest preferences and developments into user friendly, sustainable products. Thanks to our own production facilities in Europe we can always guarantee consistent high quality. This way AXA contributes to the safety and pleasure of the growing worldwide group of people who embrace the bike as a healthy and sustainable means of transportation.

TRELOCK

TRELOCK

Quality, innovation and reliability

TRELOCK is a traditional brand from Münster – the “bicycle capital” of Germany. It is one of the oldest German accessory brands and one of the most well-known in the bicycle sector - in fact it is a brand every fourth cyclist in Germany is aware of. Besides, over the past ten years, TRELOCK has been able to double its brand awareness (GfK survey 2015).

Our customers are at the focus of our actions. At the same time, the TRELOCK team is committed to the tradition of the brand and takes innovation in the field of bicycle locks, lighting and displays very seriously – today and in future for the benefit of cyclists in many countries of the world. With the know-how gathered over more than 160 years, TRELOCK stands for high-quality and reliable products for international markets.

KRYPTONITE

Kryptonite

Protect what you value

Over 40 years ago, Kryptonite began with a mission. While much has changed in bicycling, and bicycle security, our objective remains the same, we are here to empower you to protect what you value.

Through constant innovation, expert guidance, and our never-ending commitment, Kryptonite will continue to pursue our passion and do everything we can to ensure you can go where you want, when you want by offering smart, serious security solutions.

Sales and customer Service in every time zone

Allegion is always around the corner. With many offices all around the globe we are always available to give you full support with specifying your bicycles, handling orders and any other support we can offer.

With own production plants in Germany, Poland, France and the Netherlands and dedicated partners in the far east and offices through out Europe, the United States and Asia we can not only guarantee high quality products but also short lead times to European and Asian bicycle factories.



Supply chain

We do not only ensure production and quality-control processes, but also coordinates worldwide logistics, working with qualified forwarding agents to deliver to OEM customers.

Quality

All our employees actively live the high Allegion quality standards thus creating continuous quality processes from the product development phase through production right up to the customer service.

Allegion has invested in new testing laboratories at each individual sites, and applies the latest test procedures. Our dedicate Allegion quality engineers in the Far east ensure that our dedicated partners fulfill the same high standards.

Our products fulfil the quality criteria of the most important testing authorities, and are therefore able to receive the major, internationally-accepted certifications.





Allegion offers the strongest innovation platform

We have multiple centers of excellence with dedicated engineers to bicycle locks, lights, guards and controls



Our light engineers are constantly working on new lights that make sure that cyclists are safe on the road. Both during the day and in the evening. Some of our lights are equipped with daytime safety lights. They give optimal safety also during the day. Other options are automatic light/dark sensor or a Steady light function allowing the cyclist to have 4 minutes of light when standing still.

Our beliefs are that it's very important that you can see the road as well as you can be seen by other road users. Besides these innovations we always work according to the international light approvals so that our lights can be used all around the world.



Our lock engineers are working every day to make the strongest and most modern designed locks in the market. Bicycle thieves are getting smarter every day and our team is working on a daily basis to stay one step ahead of them. The engineers are continuously looking for new techniques they can implement on bicycle locks. Like welding technology from the

automobile industry. This welding technique has been used for the first time on the Victory ring lock. This welded connection makes it almost impossible to break the lock. Police and insurance companies are key stakeholders of locks, especially for expensive E-bikes. We keep their requirements in mind at all times.

AXA IN, insight and intelligence inside your bike



AXA IN Connect

Apart from locking your bike with a traditional lock, we have a smart solution available: AXA IN Connect. With this smart solution consumers can stay connected with their bike. This solution has different functions like:

- Security: Put a virtual fence around the bike, get an alarm when moved out of the region
- Fun: How many km cycled
- Convenient: Where is my bike
- Health: How many calories burned
- Social: See where friends and family ride
- Customer experience: reminder when battery is empty

AXA IN E-rental

Alongside of this solution for consumers we also have the ideal solution for bike sharing and rental companies: The Electronic ring lock. This lock has a lot of benefits:

- No hassle with keys or codes
- No expensive infrastructure
- Use of standard bicycle
- Possibilities for pay per minute
- Using standard components and production processes



Customised Adaptations

No bicycle is alike, to empower brands we help producers to create the optimal bicycle for them. Our locks and lights can be tailored to the needs of each individual needs.

Our lights can be equipped with the perfect bracket dedicated to the front fork of your request making the light and the fork become one. Allegion also offers a large variety in cable lengths and connectors allowing an optimal assembly process and short assembly time.

With our frame locks individual colour variations are easily possible. The design of the locks can be adapted in colour to the customer requests. Individual frame lock solutions can be integrated into the respective bicycle design.



We can help you with a custom made product, from lights to mechanical locks and to electronical safety and security.

Customised solutions

Sometimes you want a signature component on your bicycle. Something which clearly shows your brand identity. Allegion offers the OEM partners individual and innovative solutions which are often integrated into the design of the bicycle.

In cooperation with leading bicycle manufacturers solutions are generated which become an uniform ensemble with the bicycle. Our lock and light systems and the display technic are totally modulated due to the customer wishes.

Lights are often an eyecatcher on a bicycle and may offer possibilities for your own signature of the bicycle. Custom lights will give your bike that unique personal touch which can be an outstanding design element or nicely integrated into the frame of the bicycle.

Frame integrated lock solutions are possible too. Beside a fully into the frame integrated frame lock we also offer our OEM partners integrated cable locks. There is also the possibility to get the lock cylinder keyed alike with the cylinder of the battery case from the E-Bike. A keyed alike folding lock is also available for E-bikes.






Introduction - E-bike solutions

E-Bike solutions

Technology, shape and colour: with Allegion everything is possible. Our joint development projects lead to solutions that are becoming standard in the industry. Numerous innovations result in solutions that have proven themselves time and again.

Individual integrated solutions

Allegion offers its OEM partners individual and innovative solutions that are integrated into the design of the bicycle. In cooperation with leading bicycle manufacturers, solutions are developed that become a complete system when combined with the bicycle. For example we have developed the SKYBEAMER together with HAIBIKE. A 5000 lumen E-MTB headlight, which is complemented by the integrated TWIN-TAIL taillights. The latest customized product is an integrated carrier rear light developed with CENTURION. This impresses with a very powerful light effect and gives a unique and seamlessly looking light contour to the carrier.



Lights

Allegion offers various lights which can be directly connected to your E-bike battery. Because an E-bike travels with a higher speed we offer lights varying from 15 up to 100 lux. In our assortment you will find lights for 6, 6-12 and even 6-48 volt batteries. We have always a light that suits your demands.



Locks

The keyed-alike lock systems for E-bikes from Allegion convince with highest comfort. The Allegion lock solutions are intermateable with battery cases of leading suppliers. Hence there is only one key for the bicycle lock and the battery case of the E-bike. The lock cylinder is available for the battery cases mounted at the frame or under the rack.

This allows us to create integrated solutions in close cooperation with manufacturers, which continue to increase the range of functions, user-friendliness and active and passive safety.

Bicycle lights

Allegion has a wide range of lighting products, from lights with which you can be seen, to lighting with plenty of light with which you have an excellent view of the road. For every bicycle and cyclist AXA and TRELOCK have the right lighting.

More than a dynamo

In addition to lighting powered by a dynamo Allegion also has lighting which can be connected directly on an E-bike battery, or has batteries by itself.

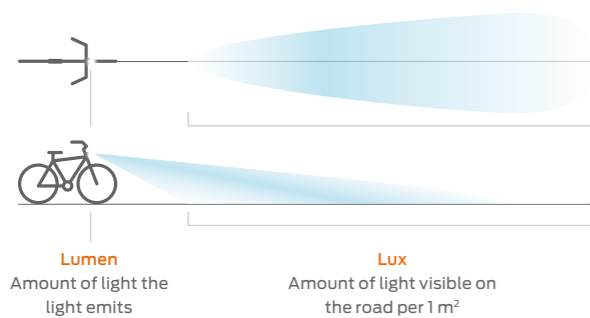
New in the assortment are our USB rechargeable lighting products, with which you never have to look for new batteries.

Lumen and Lux

The amount of light is measured with Lumen or Lux, but what is the difference?

With Lumen the amount of light is measured from the source per unit of time, regardless of where the light is radiated. With Lux they measure the amount of light that shines on a surface area, for example, on a square metre.

In this brochure we will use the amount of Lux per light.



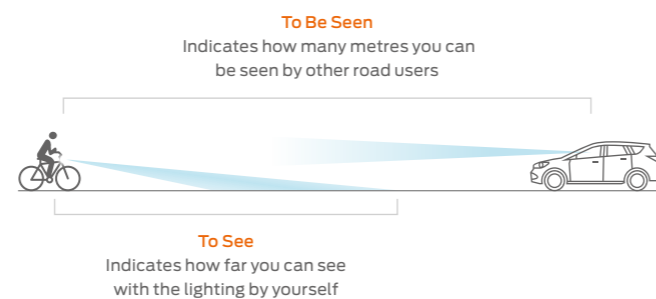
Visibility

Where does 'To see' and 'To be Seen' stand for?

When you are participating in traffic on your bike, it is just as important to be able 'to see' as it is to 'be seen' by other road users.

'To See' indicates how much you can see of the road with the lighting itself. These lights are mainly used by cyclists on poorly lighted roads so they have a good view of the road.

'To Be Seen' indicates from how many metres other road users can see you. This lighting is especially useful for cyclist in the city and on well-lit roads.



Dynamo head lights

City and trekking bikes

ENTRY

TRELOCK
BIKE-i® RETRO 15
PAGE 50



AXA
Ecoline 15
PAGE 28



AXA
606 15
PAGE 31



AXA
Pico 15
PAGE 29



AXA
Echo 15
PAGE 30



TRELOCK
BIKE-i® VEO 20
PAGE 33



AXA
Nxt 30
PAGE 34



PREMIUM

AXA
Echo 30
PAGE 35



AXA
Pico 30
PAGE 36



AXA
BlueLine 30
PAGE 37



AXA
Compactline serie
PAGE 32 + PAGE 38



AXA
Nxt 45
PAGE 39



AXA
BlueLine 50
PAGE 40



TRELOCK
BIKE-i® VEO 50
PAGE 41



PREMIUM

AXA
Nxt 60
PAGE 42



TRELOCK
Lighthammer 60
PAGE 43



TRELOCK
BIKE-i® AIRFLOW 70
PAGE 46



TRELOCK
Lighthammer 80
PAGE 45



Dynamo rear lights

City and trekking bikes

ENTRY

TRELOCK
DUO TOP
PAGE 55



AXA
Nyx serie
PAGE 55



AXA
Spark
PAGE 56



AXA
Slim
PAGE 56




PREMIUM

TRELOCK
DUO FLAT
PAGE 57



INCL.
LIGHT
GUIDE

TRELOCK
DUO FLAT
PAGE 57



INCL.
LIGHT
GUIDE

AXA
Juno
PAGE 57



AXA
Blueline
PAGE 58



INCL.
LIGHT
GUIDE


TRELOCK
TRIO FLAT
PAGE 58



INCL.
LIGHT
GUIDE

ADVANCED

TRELOCK
DUO FLAT SIGNAL
PAGE 60



INCL.
LIGHT
GUIDE

STOP
BRAKE
LIGHT

TRELOCK
COB LINE LS 41x
PAGE 59



COB
LED

STOP
BRAKE
LIGHT

TRELOCK
COB LINE LS 42x
PAGE 59



COB
LED

STOP
BRAKE
LIGHT

ADVANCED

TRELOCK
COB LINE LS 65x
PAGE 60

























COB
LED

STOP
BRAKE
LIGHT

E-Bike head lights

Directly powered by the battery

ENTRY								
AXA Ecoline 15 PAGE 28 6V 	AXA Pico 15 PAGE 29 6V 	AXA Echo 15 PAGE 30 6V 	AXA 606 15 PAGE 31 6-48V 		TRELOCK BIKE-i® VEO 20 PAGE 33 6-12V 	AXA Nxt 30 PAGE 34 6-12V 	TRELOCK BIKE-i® RETRO 30 PAGE 50 6-12V 	AXA Pico 30 LUX PAGE 36 6-42V 
ENTRY			PREMIUM					
AXA Echo 30 PAGE 35 6V 	AXA Blueline 30 PAGE 37 6-12V 	AXA Compactline serie PAGE 32 + PAGE 38 6-12V 	AXA Nxt 45 PAGE 39 6-12V 		AXA Blueline 50 PAGE 40 6-12V 	TRELOCK BIKE-i® VEO 50 PAGE 41 6-12V 	AXA Nxt 60 PAGE 42 6-12V 	TRELOCK Lighthammer 60 PAGE 43 6-12V 
PREMIUM		ADVANCED						
TRELOCK BIKE-i® AIRFLOW 70 PAGE 46 6-12V 	AXA Nxt 80 PAGE 44 6-12V 	TRELOCK Lighthammer 80 PAGE 45 6-12V 	TRELOCK BIKE-i® AIRFLOW 100 PAGE 47 6-12V 		TRELOCK Lighthammer 100 PAGE 48 12V 	TRELOCK Lighthammer 130 PAGE 49 12V 		

E-Bike rear lights

Directly powered by the E-bike battery

ENTRY

TRELOCK
DUO TOP
PAGE 55

6-12V



AXA
Nyx serie
PAGE 55

6-12V



AXA
Spark Battery
PAGE 56

6V



PREMIUM

TRELOCK
DUO FLAT
PAGE 57

6-12V



INCL.
LIGHT
GUIDE

TRELOCK
DUO FLAT
PAGE 57

6-12V



INCL.
LIGHT
GUIDE

AXA
Juno
PAGE 57

6-12V



AXA
Blueline
PAGE 58

6-12V



INCL.
LIGHT
GUIDE

ADVANCED

TRELOCK
DUO FLAT SIGNAL
PAGE 60

6-12V



INCL.
LIGHT
GUIDE

STOP
BRAKE
LIGHT

TRELOCK
COB LINE LS 41x
PAGE 59

6-12V



COB
LED

STOP
BRAKE
LIGHT

TRELOCK
COB LINE LS 42x
PAGE 59

6-12V



COB
LED

STOP
BRAKE
LIGHT

ADVANCED

TRELOCK
COB LINE LS 65x
PAGE 60

6-12V



COB
LED

STOP
BRAKE
LIGHT



Battery head lights

Including rechargeable lights

ENTRY

AXA
706 15
PAGE 66



AXA
Classic 4
PAGE 66



AXA
Nox City 4
PAGE 67



AXA
Nox Sport 12
PAGE 67



PREMIUM

TRELOCK
I-GO® ECO 15
PAGE 61



TRELOCK
I-GO® POWER 30
PAGE 61



TRELOCK
I-GO® CONTROL 50
PAGE 61



TRELOCK
I-GO® VECTOR Series
60/30
PAGE 63



PREMIUM

TRELOCK
I-GO® VISION LITE 80
PAGE 62



TRELOCK
VISION Series 100
PAGE 62



AXA
Greenline serie
PAGE 64



AXA
Compactline USB serie
PAGE 65



Battery rear lights

Including rechargeable lights

ENTRY

AXA
City Rear
PAGE 68



AXA
Spark battery
PAGE 68



AXA
Run Compact
PAGE 68



AXA
Nyx serie
PAGE 68



PREMIUM

AXA
RIFF
PAGE 69



INCL.
LIGHT
GUIDE

TRELOCK
TRIO FLAT
PAGE 69



INCL.
LIGHT
GUIDE

AXA
Juno Battery
PAGE 69



ADVANCED

AXA
Greenline
PAGE 64

RECHARGEABLE



AXA
Compactline USB rear
PAGE 65

RECHARGEABLE



TRELOCK
REGO
PAGE 61

RECHARGEABLE




TRELOCK
I-GO® VECTOR REAR
PAGE 63

RECHARGEABLE



TRELOCK
I-GO® VECTOR REAR
SIGNAL
PAGE 62

RECHARGEABLE



AXA Ecoline 15



Integrated reflector

15 LUX StVZO 35 METERS 2250 METERS



The AXA Ecoline 15 is a basic dynamo headlight with a light output of 15 Lux. The Ecoline 15 offers a combination of an integrated reflector with optimal light distribution. Both features enhance the safety aspect, as you are better seen by other traffic and the road in front of you is well lighted.

AXA Ecoline 15

Type	E-Bike	Hub dynamo
LUX	15 LUX	15 LUX
Field of vision	35 m	35 m
Visibility	2250 m	2250 m
Switch		
Steady		
Auto On/Off		
Day time safety		
Source	6V DC	Hub/Side
Wire	10 cm	60 cm
Rear light connection		■

■ Standard Custom adaptations possible

AXA Pico 15



Integrated reflector

15 LUX StVZO 35 METERS 2250 METERS



The AXA Pico 15 is a mini power package with a light output of 15 lux. The compact and slim design complements every sportive bikes.

The Pico 15 offers an integrated retro reflector and great light distribution. Both functions are developed to increase your safety as you are better visible to oncoming traffic.

The robust stainless steel bracket can be replaced by one of the other brackets for semi integration with the most common front forks.

AXA Pico 15

Type	E-Bike	Switch	Steady	Steady Auto
LUX	15 LUX	15 LUX	15 LUX	15 LUX
Field of vision	35 m	35 m	35 m	35 m
Visibility	2250 m	2250 m	2250 m	2250 m
Switch		■	■	■
Steady			■	■
Auto On/Off				■
Day time safety				
Source	6V DC	Hub/Side	Hub/Side	Hub/Side
Wire	10 cm	60 cm	60 cm	60 cm
Rear light connection		■	■	■

■ Standard Custom adaptations possible

AXA

Echo 15



Integrated reflector

15 LUX StVZO 35 METERS 2250 METERS

The AXA Echo 15 is an universal dynamo headlight with a light output of 15 Lux.

The Echo 15 offers a combination of an integrated reflector with optimal light distribution. Both features enhance the safety aspect, as you are better seen by other traffic and the road in front of you is well lighted.

The steady function makes also sure that you are seen while standing still.



The robust stainless steel bracket can be replaced for one of the specially designed brackets for semi integration with the most common front forks.

AXA Echo 15

Type	E-Bike	Switch	Steady	Steady Auto
LUX	15 LUX	15 LUX	15 LUX	15 LUX
Field of vision	35 m	35 m	35 m	35 m
Visibility	2250 m	2250 m	2250 m	2250 m
Switch		■	■	■
Steady			■	■
Auto On/Off				■
Day time safety				
Source	6V DC	Hub/Side	Hub/Side	Hub/Side
Wire	10 cm	60 cm	60 cm	60 cm
Rear light connection		■	■	■

■ Standard Custom adaptations possible

AXA

606 15



Integrated reflector

15 LUX StVZO 35 METERS 2250 METERS

The AXA 606 15 is a classic dynamo headlight with a light output of 15 Lux. The 606 offers a combination of an integrated reflector with optimal light distribution. Both features enhance the safety aspect, as you are better seen by other traffic and the road in front of you is well lighted.



AXA 606 15

Type	E-Bike	Auto	Steady Auto
LUX	15 LUX	15 LUX	15 LUX
Field of vision	35 m	35 m	35 m
Visibility	2250 m	2250 m	2250 m
Switch		■	■
Steady			■
Auto On/Off		■	■
Day time safety			
Source	6-48V	Hub/Side	Hub/Side
Wire	10 cm	60 cm	60 cm
Rear light connection		■	■

■ Standard Custom adaptations possible

AXA

Compactline 20



Integrated reflector

20 LUX StVZO 40 METERS 2500 METERS

The AXA Compactline 20 is a compact and sporty dynamo headlight with a high light output of 20 Lux.

The Compactline 20 offers a combination of an integrated reflector with optimal light distribution. Both features enhance the safety aspect, as you are better seen by other traffic and the road in front of you is well lighted.



The Compactline 20 can be equipped with a steady function which makes sure that you are seen while standing still.

The robust bracket can be replaced for one of the specially designed brackets for semi integration with the most common front forks.

AXA Compactline 20

Type	E-Bike	Switch	Steady
LUX	20 LUX	20 LUX	20 LUX
Field of vision	40 m	40 m	40 m
Visibility	2500 m	2500 m	2500 m
Switch		■	■
Steady			■
Auto On/Off			
Day time safety			
Source	6-12V DC	Hub/Side	Hub/Side
Wire	10 cm	60 cm	60 cm
Rear light connection		■	■

■ Standard Custom adaptations possible

TRELOCK

BIKE-i® VEO



Integrated reflector

20 LUX StVZO 40 METERS 2500 METERS

Visible all around - the unique light ring of the LS 230 BIKE-i® VEO from TRELOCK ensures increased visibility for the cyclist. Visually, the light ring is a real design highlight, harmoniously adapted to the shape of the compact front light. With 20 Lux, the LS 230 BIKE-i® VEO is perfect for urban environments. – see and be seen. The modern designed switch is



particularly useful being easy to use with gloves. The new LS 230 BIKE-i® VEO is available in various versions: The LS 232 BIKE-i® VEO has an on/off switch, while the LS 233 BIKE-i® VEO has an automatic standlight in addition. For the e-bike, the LS 230 BIKE-i® VEO is available for an input voltage of 6 V and 12 V.

TRELOCK BIKE-I® VEO

Type	LS 230 E-Bike	LS 232	LS 233
Art. no.	6V 8005000 6-12V 8005001	8005002	8005003
LUX	20 LUX	20 LUX	20 LUX
Field of vision	40 m	40 m	40 m
Visibility	2500 m	2500 m	2500 m
Switch		■	■
Steady			■
Auto On/Off			
Day time safety			
Source	6-12V & 6V DC	Hub/Side	Hub/Side
Wire	60 cm	60 cm	60 cm
Rear light connection		■	■

■ Standard Custom adaptations possible

AXA Nxt 30



Integrated reflector

30 LUX StVZO 50 METERS 3000 METERS

The new AXA Light with 30 Lux impresses with an extensive light pattern on the road which makes sure you will have good visibility for a safe ride. For extra safety the steady light function in the dynamo version ensures that you are seen for 4 minutes when standing still.

Besides the landscape orientation - which is a perfect design match to bikes with increasing frame, stem and handlebar dimensions - the design is subtle to keep the attention on the bike, not on the light.



The new fork bracket is a perfect design match for the new AXA light design, making sure the light will look well integrated to the bike. The product design is also very well suitable for handlebar mounting via faceplate solutions or handlebar brackets.

AXA Nxt 30

Type	E-Bike	Steady
LUX	30 Lux	30 Lux
Field of vision	50 m	50 m
Visibility	3000 m	3000 m
Switch		■
Steady		■
Automatic function		
Day time safety		
Source	6-12V DC	Hub/Side
Wire	10 cm	60 cm
Rear light connection		■
Mount position	Fork/Handlebar	Fork/Handlebar

■ Standard Custom adaptations possible

Scan and watch the video



AXA Echo 30



Integrated reflector

30 LUX StVZO 50 METERS 3000 METERS

The AXA Echo 30 is an universal dynamo headlight with a surprisingly high light output of 30 Lux. The Echo 30 offers a combination of an integrated reflector with optimal light distribution. Both features enhance the safety aspect, as you are better seen by other traffic and the road in front of you is well lit.



The robust stainless steel bracket can be replaced for one of the specially designed brackets for semi integration with the most common front forks.

AXA Echo 30

Type	E-Bike	Switch	Steady	Steady Auto
LUX	30 LUX	30 LUX	30 LUX	30 LUX
Field of vision	50 m	50 m	50 m	50 m
Visibility	3000 m	3000 m	3000 m	3000 m
Switch		■	■	■
Steady			■	■
Auto On/Off				■
Day time safety				
Source	6V DC	Hub/Side	Hub/Side	Hub/Side
Wire	10 cm	60 cm	60 cm	60 cm
Rear light connection		■	■	■

■ Standard Custom adaptations possible

AXA

Pico 30



Integrated reflector

30 LUX StVZO 50 METERS 3000 METERS

The AXA Pico 30 is a mini power package with a light output of 30 lux. The compact and slim design complements every sportive bikes.

The Pico 30 offers an integrated retro reflector and can optionally offer day time safety light. Both functions are developed to increase your safety as you are better visible to oncoming traffic, not only at night, but also at day time.



The robust stainless steel bracket can be replaced by one of the other brackets for semi integration with the most common front forks.

AXA Pico 30

Type	E-Bike	Switch	Steady	Steady Auto	T Steady Auto
LUX	30 LUX	30 LUX	30 LUX	30 LUX	30 LUX
Field of vision	50 m	50 m	50 m	50 m	50 m
Visibility	3000 m	3000 m	3000 m	3000 m	3000 m
Switch		■	■	■	■
Steady			■	■	■
Auto On/Off				■	■
Day time safety					■
Source	6V or 6-42V DC	Hub/Side	Hub/Side	Hub/Side	Hub/Side
Wire	10 cm	60 cm	60 cm	60 cm	60 cm
Rear light connection		■	■	■	■

■ Standard Custom adaptations possible

AXA

Blueline 30



Integrated reflector

30 LUX StVZO 50 METERS 3000 METERS

The AXA Blueline 30 is a compact and sporty dynamo headlight with a surprisingly high light output of 30 Lux.

The Blueline 30 offers a combination of an integrated reflector with optimal light distribution. Both features enhance the safety aspect, as you are better seen by other traffic and the road in front of you is well lit.

The Blueline 30 can be equipped with daytime safetylight giving you optimal safety also during



the day. In addition this lamp can be equipped with automatic light/dark sensor and Steadylight function allowing you to have 4 minutes of light when standing still.

The robust bracket can be replaced for one of the specially designed brackets for semi integration with the most common front forks.

AXA Blueline 30

Type	E-Bike	Switch	Steady	Steady Auto	T Steady Auto
LUX	30 LUX	30 LUX	30 LUX	30 LUX	30 LUX
Field of vision	50 m	50 m	50 m	50 m	50 m
Visibility	3000 m	3000 m	3000 m	3000 m	3000 m
Switch		■	■	■	■
Steady			■	■	■
Auto On/Off				■	■
Day time safety					■
Source	6-12V DC	Hub/Side	Hub/Side	Hub/Side	Hub/Side
Wire	10 cm	60 cm	60 cm	60 cm	60 cm
Rear light connection		■	■	■	■

■ Standard Custom adaptations possible

AXA Compactline 35



Integrated reflector

35 LUX
StVZO
55 METERS
3250 METERS

The AXA Compactline 35 is a compact and sporty dynamo headlight with a surprisingly high light output of 35 Lux.

The Compactline 35 offers a combination of an integrated reflector with optimal light distribution. Both features enhance the safety aspect, as you are better seen by other traffic and the road in front of you is well lighted.



The Compactline 35 can be equipped with automatic light/dark sensor and Steadylight function allowing you to have 4 minutes of light when standing still.

The robust bracket can be replaced for one of the specially designed brackets for semi integration with the most common front forks.

AXA Compactline 35

Type	E-Bike	Switch	Steady	Steady Auto
LUX	35 LUX	35 LUX	35 LUX	35 LUX
Field of vision	55 m	55 m	55 m	55 m
Visibility	3250 m	3250 m	3250 m	3250 m
Switch		■	■	■
Steady			■	■
Auto On/Off				■
Day time safety				
Source	6-12V DC	Hub/Side	Hub/Side	Hub/Side
Wire	10 cm	60 cm	60 cm	60 cm
Rear light connection		■	■	■

■ Standard Custom adaptations possible

AXA Nxt 45



Integrated reflector

45 LUX
StVZO
65 METERS
3750 METERS

The new AXA Light with 45 Lux impresses with an extensive light pattern on the road which makes sure you will have good visibility for a safe ride. For extra safety the steady light function in the dynamo version ensures that you are seen for 4 minutes when standing still.

Besides the landscape orientation - which is a perfect design match to bikes with increasing frame, stem and handlebar dimensions - the design is subtle to keep the attention on the bike, not on the light.



The new fork bracket is a perfect design match for the new AXA light design, making sure the light will look well integrated to the bike. The product design is also very well suitable for handlebar mounting via faceplate solutions or handlebar brackets.

AXA Nxt 45

Type	E-Bike	Steady
LUX	45 Lux	45 Lux
Field of vision	65 m	65 m
Visibility	3750 m	3750 m
Switch		■
Steady		■
Automatic function		
Day time safety		
Source	6-12V DC	Hub/Side
Wire	10 cm	60 cm
Rear light connection		■
Mount position	Fork/Handlebar	Fork/Handlebar

■ Standard Custom adaptations possible

Scan and watch the video



AXA

Blueline 50



Integrated reflector

50 LUX StVZO 70 METERS 4000 METERS

The AXA Blueline 50 is a compact and sporty dynamo headlight with a surprisingly high light output of 50 Lux.

The Blueline 50 offers a combination of an integrated reflector with optimal light distribution. Both features enhance the safety aspect, as you are better seen by other traffic and the road in front of you is well lit.

The Blueline 50 can be equipped with daytime safetylight giving you optimal safety also during



the day. In addition this lamp can be equipped with automatic light/dark sensor and Steadylight function allowing you to have 4 minutes of light when standing still.

The robust bracket can be replaced for one of the specially designed brackets for semi integration with the most common front forks.

AXA Blueline 50

Type	E-Bike	Switch	Steady	Steady Auto	T Steady Auto
LUX	50 LUX	50 LUX	50 LUX	50 LUX	50 LUX
Field of vision	70 m	70 m	70 m	70 m	70 m
Visibility	4000 m	4000 m	4000 m	4000 m	4000 m
Switch		■	■	■	■
Steady			■	■	■
Auto On/Off				■	■
Day time safety					■
Source	6-12V DC	Hub/Side	Hub/Side	Hub/Side	Hub/Side
Wire	10 cm	60 cm	60 cm	60 cm	60 cm
Rear light connection		■	■	■	■

■ Standard Custom adaptations possible

TRELOCK

BIKE-i® VEO 50



Removable reflector

50 LUX StVZO UTAC 70 METERS 4000 METERS

Thanks to the new double lens technology of the BIKE-i® VEO 50, an illuminance of 50 LUX has been achieved while maintaining the compact shape of the popular VEO.

In addition, the reflector can be easily removed and reattached. The lateral lighting completes the harmonious design of the VEO.



TRELOCK BIKE-i® VEO 50

Type	LS 380 E-Bike	LS 382	LS 383
Art. no.	8005139	8005140	8005141
LUX	50 LUX	50 LUX	50 LUX
Field of vision	70 m	70 m	70 m
Visibility	4000 m	4000 m	4000 m
Switch		■	■
Steady			■
Auto On/Off			
Day time safety			
Source	6-12V DC	Hub/Side	Hub/Side
Wire	60 cm	60 cm	60 cm
Rear light connection		■	■

■ Standard Custom adaptations possible. Upside down version possible.

AXA

Nxt 60



Handlebar bracket for E-Bike

60 LUX StVZO 80 METERS 4500 METERS



The new AXA Light with 60 Lux impresses with an extensive light pattern on the road which makes sure you will have good visibility for a safe ride. For extra safety the steady light function in the dynamo version ensures that you are seen for 4 minutes when standing still.

Besides the landscape orientation - which is a perfect design match to bikes with increasing frame, stem and handlebar dimensions - the design is subtle to keep the attention on the bike, not on the light.

The new fork bracket is a perfect design match for the new AXA light design, making sure the light will look well integrated to the bike. The product design is also very well suitable for handlebar mounting via faceplate solutions or handlebar brackets.

AXA Nxt 60

Type	E-Bike	Steady
LUX	60 Lux	60 Lux
Field of vision	80 m	80 m
Visibility	4500 m	4500 m
Switch		■
Steady		■
Automatic function		
Day time safety		
Source	6-12V DC	Hub/Side
Wire	10 cm	60 cm
Rear light connection		■
Mount position	Fork/Handlebar	Fork/Handlebar

■ Standard Custom adaptations possible

Scan and watch the video



TRELOCK

Lighthammer 60



Handlebar bracket for E-Bike

60 LUX StVZO UTAC 80 METERS 4500 METERS



The Trelock Lighthammer with 60 Lux impresses with an extensive light pattern on the road which, besides being very wide and homogenous, ensures best illumination both in the distance as well as close in front of the bike.

For best safety during the day, the Dynamo version is available with day time running light including automatic function. The steady light ensures to be seen by other road users even when standing still. The unique edgy design with landscape orientation

is still impressively compact and expresses the high light performance. It is a perfect design match to bikes with increasing frame, stem and handlebar dimensions. Thanks to the special housing version offered for mounting e-bike lights to the handlebar via the dedicated bracket or faceplate solutions, the light looks perfectly integrated into the overall bike design.

The extended scatter glass integrates nicely to the side of housing and increases safety by the high visibility of the cyclist from the side.

TRELOCK Lighthammer 60

Type	LS 800 E-Bike	LS 805-T
Art. no	8006094	8006095
LUX	60 Lux	60 Lux
Field of vision	80 m	80 m
Visibility	4500 m	4500 m
Switch		■
Steady		■
Automatic function		■
Day time safety		■
Source	6-12V DC	Hub/Side
Wire	10 cm	60 cm
Rear light connection		■
Mount position	Fork/Handlebar	Fork/Handlebar

■ Standard Custom adaptations possible

Scan and watch the video



AXA

Nxt 80



Handlebar bracket for E-Bike

80 LUX StVZO 100 METERS 5500 METERS

The new AXA Light with 80 Lux impresses with an extensive light pattern on the road which makes sure you will have good visibility for a safe ride. For extra safety the steady light function in the dynamo version ensures that you are seen for 4 minutes when standing still.

Besides the landscape orientation - which is a perfect design match to bikes with increasing frame, stem and handlebar dimensions - the design is subtle to keep the attention on the bike, not on the light.

AXA Nxt 80

Type	E-Bike
LUX	80 Lux
Field of vision	100 m
Visibility	5500 m
Switch	
Steady	
Automatic function	
Day time safety	
Source	6-12V DC
Wire	10 cm
Rear light connection	
Mount position	Fork/Handlebar

■ Standard Custom adaptations possible



The new fork bracket is a perfect design match for the new AXA light design, making sure the light will look well integrated to the bike. The product design is also very well suitable for handlebar mounting via faceplate solutions or handlebar brackets.

Scan and watch the video



TRELOCK

Lighthammer 80



Handlebar bracket for E-Bike

80 LUX StVZO UTAC 100 METERS 5500 METERS

The Trelock Lighthammer with 80 Lux impresses with an extensive light pattern on the road which, besides being very wide and homogenous, ensures best illumination both in the distance as well as close in front of the bike.

For best safety during the day, the E-Bike and Dynamo versions are available with day time running light including automatic function. The steady light in the Dynamo Version ensures to be seen by other road users even when standing still.

TRELOCK Lighthammer 80

Type	LS 830 E-Bike	LS 830-T E-Bike	LS 835-T
Art. no	8006096	8006097	8006098
LUX	80 Lux	80 Lux	80 Lux
Field of vision	100 m	100 m	100 m
Visibility	5500 m	5500 m	5500 m
Switch			■
Steady			■
Automatic function		■	■
Day time safety		■	■
Source	6-12V DC	6-12V DC	Hub/Side
Wire	10 cm	10 cm	60 cm
Rear light connection			■
Mount position	Fork/Handlebar	Fork/Handlebar	Fork/Handlebar

■ Standard Custom adaptations possible



The unique edgy design with landscape orientation is still impressively compact and expresses the high light performance. Thanks to the special housing version offered for mounting e-bike lights to the handlebar via the dedicated bracket or faceplate solutions, the light looks perfectly integrated into the overall bike design.

The extended scatter glass integrates nicely to the side of housing and increases safety by the high visibility of the cyclist from the side.

Scan and watch the video



TRELOCK

BIKE-i® Airflow 70



Removable reflector

70 LUX StVZO UTAC 90 METERS 5000 METERS

The double lens technology of the BIKE-i® Airflow 70 provides a full 70 lux illuminance in a minimum of space.



The Trelock daytime running light switches automatically between nighttime and daytime (not StVZO compliant)

TRELOCK BIKE-i® AIRFLOW 70

Type	LS 780 E-Bike	LS 782	LS 785-T	LS 785
Art. no.	8005142	8005143	8005144	8005569
LUX	70 LUX	70 LUX	70 LUX	70 LUX
Field of vision	90 m	90 m	90 m	90 m
Visibility	5000 m	5000 m	5000 m	5000 m
Switch		■	■	■
Steady			■	■
Automatic function			■	■
Daytime running light			■	
Source	6-12V DC	Hub/Side	Hub/Side	Hub/Side
Wire	10 cm	60 cm	60 cm	60 cm
Rear light connection		■	■	■

■ Standard Custom adaptations possible. Upside down version possible.

TRELOCK

BIKE-i® Airflow 100



Removable reflector

100 LUX StVZO UTAC 120 METERS 6500 METERS

The double lens technology of the BIKE-i® Airflow 100 provides a full 100 lux illuminance in a minimum of space.



The Trelock daytime running light switches automatically between nighttime and daytime (not StVZO compliant)

TRELOCK BIKE-i® AIRFLOW 100

Type	LS 780-T E-Bike	LS 780 E-Bike
Art. no.	8005145	8005342
LUX	100 LUX	100 LUX
Field of vision	120 m	120 m
Visibility	6500 m	6500 m
Switch		
Steady		
Automatic function	■	
Daytime running light	■	
Source	6-12V DC	6-12V DC
Wire	10 cm	10 cm
Rear light connection		

■ Standard Custom adaptations possible. Upside down version possible.

TRELOCK

Lighthammer 100



Handlebar bracket for E-Bike



100 LUX
StVZO
HIGH BEAM
120 METERS
6500 METERS

The Trelock Lighthammer with 100 Lux impresses with an extensive light pattern on the road which, besides being very wide and homogenous, ensures best illumination both in the distance as well as close in front of the bike.

For best safety during the day, the front light is available with day time running light including automatic function.

The new high beam mode of impressive 130 Lux allows maximum visibility in the long distance and

makes the ride even more comfortable.

The unique edgy design with landscape orientation is still impressively compact and expresses the high light performance. Thanks to the special housing version offered for mounting e-bike lights to the handlebar via the dedicated bracket or faceplate solutions, the light looks perfectly integrated into the overall bike design.

The extended scatter glass integrates nicely to the side of housing and increases safety by the high visibility of the cyclist from the side.

TRELOCK Lighthammer 100

Type	LS 890-T E-Bike	LS 890-HB E-Bike
Art. no	8006099	8006100
LUX	100 Lux	100 Lux
High Beam		130 Lux
Field of vision	120 m	120 m
Visibility	6500 m	6500 m
Automatic function	■	
Day time safety	■	
Housing material	Aluminum	Aluminum
Source	12V DC	12V DC
Wire	10 cm	10 cm
Rear light connection		
Mount position	Fork/Handlebar	Fork/Handlebar

■ Standard Custom adaptations possible

Scan and watch the video



TRELOCK

Lighthammer 130



Handlebar bracket for E-Bike



130 LUX
StVZO
HIGH BEAM
150 METERS
7000 METERS

The Trelock Lighthammer with 130 Lux impresses with an extensive light pattern on the road which, besides being very wide and homogenous, ensures best illumination both in the distance as well as close in front of the bike.

For best safety during the day, the front light is available with day time running light including automatic function.

The new high beam mode of impressive 150 Lux allows maximum visibility in the long distance and make the ride even more comfortable.

The unique edgy design with landscape orientation expresses the high light performance and make the light look premium and integrated, both on fork and handlebar.

The extended scatter glass integrates nicely to the side of the high-quality aluminium housing and increases safety by the high visibility of the cyclist from the side.

TRELOCK Lighthammer 130

Type	LS 930-T E-Bike	LS 930-HB E-Bike
Art. no	8006101	8006102
LUX	130 Lux	130 Lux
High Beam		150 Lux
Field of vision	140 m	160 m
Visibility	7000 m	7000 m
Automatic function	■	
Day time safety	■	
Housing material	Aluminum	Aluminum
Source	12V DC	12V DC
Wire	10 cm	10 cm
Rear light connection		
Mount position	Handlebar/Fork	Handlebar/Fork

■ Standard Custom adaptations possible

Scan and watch the video



TRELOCK

BIKE-i® RETRO



Integrated reflector



15 LUX	StVZO	35 METERS	2250 METERS
30 LUX	StVZO	50 METERS	3000 METERS

Nostalgia meets modern – classic fanciers who love the edge design and catchy forms from the early times, will be send with the TRELOCK RETRO-line back to the past, but not without the disclaimer of todays technologies and modern security standards. Back to the 50's? No problem with the TRELOCK RETRO-line.

Available in classic black or stylish chrome, the BIKE-i® retro captivates with 15 Lux/30Lux, a range of vision of 35 metres/50 metres. Automatic standlight function, reflector and on/off switch add to the comfort.

TRELOCK BIKE-i® RETRO

Type	LS 580 E-Bike	LS 582	LS 583
Art. no.	Black 8005098 Chrome 8005064	Black 8003445 Chrome 8003446	Black 8003447 Chrome 8003448
LUX	30 LUX	15 LUX	15 LUX
Field of vision	50 m	35 m	35 m
Visibility	3000 m	2250 m	2250 m
Switch		■	■
Steady			■
Auto On/Off			
Day time safety			
Source	6 –12V DC	Hub/Side	Hub/Side
Wire	60 cm	60 cm	60 cm
Rear light connection	■	■	■

■ Standard Custom adaptations possible



Front light brackets

City and trekking bikes

STANDARD



- FOR ALL TRELOCK HEAD LIGHTS
TRELOCK
ZL 810
8002122
- FOR ALL TRELOCK HEAD LIGHTS
TRELOCK
ZL 830
8002124
- FOR ALL TRELOCK HEAD LIGHTS
TRELOCK
ZL 840
8002125
- FOR ALL TRELOCK HEAD LIGHTS
TRELOCK
ZL 850
8003453
- FOR ALL TRELOCK HEAD LIGHTS
TRELOCK
ZL 860
8004123
- FOR ALL TRELOCK HEAD LIGHTS
TRELOCK
ZL 940
8005214

STANDARD



FOR ALL TRELOCK HEAD LIGHTS
TRELOCK
ZL 990
8005221

SUNTOUR



- FOR BLUELINE 30 COMPACTLINE 20
AXA
Blueline/
Compactline
CR8
- FOR BLUELINE 50 COMPACTLINE 35
AXA
Blueline/
Compactline
CR8
- FOR ECHO/PICO
AXA
Echo/
Pico CR8
- FOR ECHO/PICO
AXA
Echo/
Pico CR9

SUNTOUR



- FOR ALL TRELOCK HEAD LIGHTS
TRELOCK
ZL SR 870
CR8
8002127
- FOR ALL TRELOCK HEAD LIGHTS
TRELOCK
ZL SR 970
CR8
8004057
- FOR ALL TRELOCK, COMPACTLINE HEAD LIGHTS
AXA
MOBIE
8005216 TRELOCK
- FOR ALL TRELOCK, COMPACTLINE HEAD LIGHTS
AXA
ZL 995
MOBIE 2 AXIS
8005550 TRELOCK
- FOR ALL TRELOCK, COMPACTLINE HEAD LIGHTS
AXA
ZL 955
MOBIE Head
Tube
8005555 TRELOCK

SRAM/PARAGON



FOR ALL TRELOCK, COMPACTLINE HEAD LIGHTS
TRELOCK
AXA
SRAM/
PARAGON
8005011 TRELOCK

HANDLE BAR



- FOR ALL TRELOCK HEAD LIGHTS
TRELOCK
ZL HB 100
8005010
- FOR LIGHTHAMMER AND NXT
TRELOCK
AXA
ZL HB 400
Ø 25,4 mm
8006119 TRELOCK
- FOR LIGHTHAMMER AND NXT
TRELOCK
AXA
ZL HB 400
Ø 31,8 mm
8006120 TRELOCK
- FOR LIGHTHAMMER AND NXT
TRELOCK
AXA
ZL HB 400
Ø 35 mm
8006121 TRELOCK

FORK



FOR LIGHTHAMMER AND NXT
TRELOCK
AXA
ZL 410
8006122 TRELOCK

FACEPLATE ADAPTER



FOR LIGHTHAMMER AND NXT
TRELOCK
AXA
ZL 430
8006123 TRELOCK

FOX



FOR ALL TRELOCK/
AXA HEAD LIGHTS
TRELOCK
AXA
FOX AWL



Bike Lights - Entry

TRELOCK
DUO TOP



ENTRY

ZL 630
Type Bracket for Duo Top
Art. no. 8003872

TRELOCK DUO TOP

Type	LS 631 E-BIKE	LS 633
Art. no.	8005041 (Fender)	8003572 (Fender) 8003495 (ZL 630)
Mounting distance	Fender / Side strut	Fender / Side strut
LED	■	■
Brake light function		
Visibility	500 m	500 m
Light guide		
Steady		■
Source	E-Bike battery 6V -12V DC	Hub/Side

■ Standard Custom adaptations possible

AXA
Nyx



ENTRY

AXA Nyx

Type	E-Bike	Steady
Mounting distance	Fender/Rear Stay	Fender/Rear Stay
LED	■	■
Brake light function	Optional	
Visibility	500 m	500 m
Light guide		
Steady		■
Source	E-bike battery 6-12 V	Hub/Side

■ Standard Custom adaptations possible



ZL 630
Type Bracket for Nyx
Art. no. 8003872

Bike Lights - Entry

ENTRY

AXA Spark



AXA Spark

Type	E-Bike	Steady
Mounting distance	50 mm or 80 mm	50 mm or 80 mm
LED	■	■
Brake light function		
Visibility	500 m	500 m
Light guide		
Steady		■
Source	E-bike battery 6V	Hub/Side

■ Standard Custom adaptations possible

AXA Slim



ENTRY

AXA Slim

Type	E-Bike	Steady
Mounting distance	50 mm or 80 mm	50 mm or 80 mm
LED	■	■
Brake light function		
Visibility	500 m	500 m
Light guide		
Steady		■
Source	E-bike battery 6V	Hub/Side

■ Standard Custom adaptations possible

Bike Lights - Premium

PREMIUM

TRELOCK DUO FLAT



LS 621/LS 623



LS 611/LS 613

TRELOCK DUO FLAT

Type	LS 611 E-BIKE		LS 613		LS 621 E-BIKE		LS 623	
Art. no.	8004927 6V-12 V DC	8005035 6V-12 V DC	8002751	8002819	8004926 6V-12 V DC	8005042 6V-12 V DC	8003492	8003493
Mounting distance	50 mm	80 mm	50 mm	80 mm	50 mm	80 mm	50 mm	80 mm
LED	■		■		■		■	
Brake light function								
Visibility	600 m		600 m		600 m		600 m	
Light guide	■		■		■		■	
Steady			■				■	
Source	6V - 12 V DC		Hub/Side		6V - 12 V DC		Hub/Side	

■ Standard Custom adaptations possible

AXA Juno



PREMIUM

AXA Juno

Type	E-bike	E-bike NEW	Steady
Mounting distance	50 or 80 mm	50 or 80 mm	50 or 80 mm
LED	■	■	■
Brake light function		■	
Visibility	500 m	500 m	500 m
Light guide			
Steady			■
Source	E-bike battery 6-12 V	E-bike battery 6-12 V	Hub/Side

■ Standard Custom adaptations possible

AXA Blueline



AXA Blueline

Type	E-Bike	E-bike	Steady
Mounting distance	50 mm or 80 mm	50 mm or 80 mm	50 mm or 80 mm
LED	■	■	■
Brake light function			
Visibility	600 m	600 m	600 m
Light guide	■	■	■
Steady			■
Source	E-bike battery 6V	E-bike battery 6-12 V	Hub/Side

■ Standard Custom adaptations possible

TRELOCK TRIO FLAT



TRELOCK TRIO FLAT

Type	LS 811 E-Bike
Art. no.	6 V DC 8002310
Mounting distance	50 mm / 80 mm
LED	■
Brake light function	
Visibility	600 m
Light guide	■
Steady	
Source	6V DC

■ Standard Custom adaptations possible

TRELOCK COB LINE LS 41x



COB LINE LS 41x (Fender)

Type	LS 411 E-Bike	LS 414 E-Bike Signal	LS 413 Dynamo	LS 415 Dynamo Signal
Art. no.	8005562	8005563	8005564	8005565
Start-up sequence	■	■		
Steady			■	■
Signal Light		■		■
Connection	10 cm cable with faston	10 cm cable with faston	10 cm cable with faston	10 cm cable with faston
Mounting	Fender / Seat Stay with bracket ZL 630	Fender / Seat Stay with bracket ZL 630	Fender / Seat Stay with bracket ZL 630	Fender / Seat Stay with bracket ZL 630
Power Source	E-Bike 6-12V DC	E-Bike 6-12V DC	Dynamo	Dynamo

■ Standard Custom adaptations possible

TRELOCK COB LINE LS 42x



TRELOCK COB LINE LS 42x (Integrated fender rear light)

Type	LS 421 E-Bike	LS 424 E-Bike Signal	LS 423 Dynamo
Art. no.	8005566	8005567	8005568
Start-up sequence	■	■	
Steady			■
Signal Light		■	
Connection	10 cm cable with faston	10 cm cable with faston	10 cm cable with faston
Mounting	Integration	Integration	Integration
Power Source	E-Bike 6-12V DC	E-Bike 6-12V DC	Dynamo

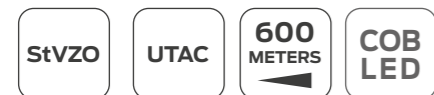
■ Standard Custom adaptations possible

Scan and watch the video



TRELOCK

COB LINE LS 65x



NEW
Reflector ZL 650
 Available separately

- Z-Reflector
- StVZO Approved
- Self tapping screws
- Very compact in size
- 50 mm variant

Art. no. 8005501

TRELOCK COB LINE LS 65x (Carrier)

Type	LS 651 E-Bike	LS 654 E-Bike Signal	LS 653 Dynamo	LS 655 Dynamo Signal
Art. no.	8005558	8005559	8005560	8005561
Mounting distance	50 mm	50 mm	50 mm	50 mm
Start-up sequence	■	■		
Steady			■	■
Signal Light		■		■
Connection	10 cm cable with faston	10 cm cable with faston	10 cm cable with faston	10 cm cable with faston
Z Reflector	Optional	Optional	Optional	Optional
Power Source	E-Bike 6-12V DC	E-Bike 6-12V DC	Dynamo	Dynamo


■ Standard Custom adaptations possible

Scan and watch the video



TRELOCK

DUO FLAT SIGNAL



TRELOCK DUO FLAT SIGNAL

Type	LS 614 E-BIKE		LS 615	
Art. no.	8004610	8004940	8004609	8004941
Mounting distance	50 mm	80 mm	50 mm	80 mm
LED	■			■
Brake light function	■			■
Visibility	600 m		600 m	
Light guide	■			■
Steady				■
Source	6V - 12 VDC		Hub/Side	

■ Standard Custom adaptations possible

TRELOCK

i-GO® Series



LS 360 i-GO® ECO



LS 460 i-GO® POWER



LS 560 i-GO® CONTROL



TRELOCK LS 720 REEGO®

Type	USB rear light
Art. no.	8005113
Battery run-time	up to 10 h
Visibility	500 m
Battery indicator	■
USB-rechargeable	■



FORK
FOR I-GO® SERIES

TRELOCK
ZL 600
 8001588

TRELOCK i-GO®-Series

Type	LS 560 i-GO® CONTROL	LS 460 i-GO® POWER	LS 360 i-GO® ECO
Art. no.	8004596	8004595	8004594
LUX	50 LUX	40 LUX	25 LUX
Modes	3 Level	2 Level	1 Level
USB-rechargeable	■	■	■
Battery run-time	up to 10 h	up to 8 h	up to 4 h
Visibility	4000 m	3500 m	2750 m
Field of vision	70 m	70 m	45 m
Battery indicator	■	■	■

■ Standard

TRELOCK

i-GO® VISION Series



LS 660 i-GO® VISION LITE 80

80 LUX StVZO



LS 760 i-GO® VISION 100

100 LUX StVZO



TRELOCK i-GO® VECTOR Rear light

Type	LS 740 i-GO® VECTOR REAR SIGNAL
Art. no.	8005406
Modes	2 Levels
Battery run-time	up to 10 h
Visibility	500 m
Battery indicator	■
USB-rechargeable	■

TRELOCK i-GO® VECTOR Front lights

Type	LS 760 i-GO®VISION	LS 660 i-GO® VISION LITE
Art. no.	8005096	8005404
LUX	100 LUX	80 LUX
Modes	5 levels	3 Levels
USB-rechargeable	■	■
Battery run-time	up to 12 h	up to 15 h
Visibility	5500 m	5500 m
Field of vision	120 m	100 m
Battery indicator	■	■
Extra functions	Level indicator Powerbank	

■ Standard

TRELOCK

i-GO® VECTOR Series



LS 300 i-GO® VECTOR 30

30 LUX StVZO



TRELOCK i-GO® VECTOR Rear light

Type	LS 740 i-GO® VECTOR REAR
Art. no.	8005407
Battery run-time	up to 10 h
Visibility	500 m
Battery indicator	■
USB-rechargeable	■

TRELOCK i-GO® VECTOR Front lights

Type	LS 600 i-GO® VECTOR 60	LS 300 i-GO® VECTOR 30
Art. no.	8005402	8005400
LUX	60 LUX	30 LUX
Modes	4 Levels	2 Levels
USB-rechargeable	■	■
Battery run-time	up to 15 h	up to 12 h
Visibility	4500 m	2750 m
Field of vision	80 m	45 m
Battery indicator	■	■

■ Standard



LS 600 i-GO® VECTOR 60

60 LUX StVZO

TRELOCK i-GO® VECTOR Sets

Type	LS 600 Set	LS 300 Set
Art. no.	8005403	8005401
Front	LS 600 i-GO® Vector 60	LS 300 i-GO® Vector 30
Rear	LS 740 i-GO® Vector rear	LS 740 i-GO® Vector rear

AXA Greenline



Greenline 15

15 LUX StVZO

Greenline 25

25 LUX StVZO

Greenline 40

40 LUX StVZO

Greenline 50

50 LUX StVZO



AXA Greenline rear light

Type	USB rear light
Battery run-time	up to 4 h
Visibility	400 m
Battery indicator	■



AXA
Fork Bracket

AXA Greenline

Type	Greenline 50	Greenline 40	Greenline 25	Greenline 15
LUX	50 LUX	40 LUX	25 LUX	15 LUX
Modes	2 Level	2 Level	2 Level	1 Level
USB-rechargeable	■	■	■	■
Battery run-time	up to 13 h	up to 7,5 h	up to 7 h	up to 6 h
Visibility	4000 m	3500 m	2750 m	2250 m
Field of vision	70 m	60 m	45 m	35 m
Side visibility	■	■	■	■
Battery indicator	■	■	■	■

■ Standard

AXA Compactline



Compactline 20

20 LUX StVZO

Compactline 35

35 LUX StVZO



AXA Compactline rear light

Type	USB rear light
Battery run-time	up to 10 h
Visibility	300 m
Battery indicator	■



AXA
Fork Bracket

AXA Compactline USB

Type	Compactline 20	Compactline 35
LUX	20 LUX	35 LUX
Modes	2 Level	2 Level
USB-rechargeable	■	■
Battery run-time	up to 12 h	up to 15 h
Visibility	2500 m	3500 m
Field of vision	40 m	55 m
Side visibility	■	■
Battery indicator	■	■

■ Standard

AXA 706

15
LUX



AXA 706

Type	706
LUX	15 LUX
Housing colour	Dark chrome
Integrated retro reflector	■
Battery type	4 AAA batteries
Battery run-time	up to 50 h
Visibility	2250 m
Field of vision	35 m
Battery indicator	

■ Standard

AXA Classic battery

4
LUX



AXA Classic

Type	Classic Black	Classic Silver
LUX	4 LUX	4 LUX
Housing colour	Black (mat)	Silver (chrome)
Battery type	3 AAA batteries	3 AAA batteries
Battery run-time	up to 50 h	up to 50 h
Visibility	1000 m	1000 m
Field of vision	15 m	15 m
Battery indicator	■	■

■ Standard



Black



Silver

AXA Nox City

4
LUX



AXA Nox City

Type	Nox City
LUX	4 LUX
Housing colour	Black
Battery type	2 AA batteries
Battery run-time	up to 40 h
Visibility	1000 m
Field of vision	15 m
Battery indicator	■
Turns off automatically	

■ Standard

AXA Nox Sport

4
LUX

12
LUX



AXA Nox Sport

Type	Sport City	Sport City	Nox Sport Auto off
LUX	4 LUX	12 LUX	12 LUX
Housing colour	Black	Black	Black
Battery type	2 AA batteries	2 AA batteries	2 AA batteries
Battery run-time	up to 40 h	up to 24 h	up to 24 h
Visibility	1000 m	2000 m	2000 m
Field of vision	15 m	30 m	30 m
Battery indicator	■	■	■
Turns off automatically			■

■ Standard

Battery rear lights

City and trekking bikes

500 METERS

StVZO



AXA AXA Nyx

ENTRY

Type	Nyx-B	Nyx-BA
Mounting distance	Fender/Rear Stay	Fender/Rear Stay
Housing colour	Black/red housing	Black/red housing
Battery type	2 AAA batteries	2 AAA batteries
Battery run-time	up to 70 h	up to 70 h
Visibility	500 m	500 m
Battery indicator	■	■
Turns off automatically		■

■ Standard

500 METERS



AXA AXA City rear

ENTRY

Type	City rear
Mounting distance	50 or 80 mm
Housing colour	Black/red housing
Battery type	2 AAA batteries
Battery run-time	up to 50 h
Visibility	500 m
Battery indicator	■

■ Standard

500 METERS



AXA AXA Run Compact

ENTRY

Type	Run Compact Battery
Mounting distance	Fender
Housing colour	Black/red housing
Battery type	2 AAA batteries
Battery run-time	up to 50 h
Visibility	500 m
Battery indicator	■

■ Standard Custom adaptations possible

500 METERS



AXA AXA Spark Battery

ENTRY

Type	Spark Battery
Mounting distance	50 or 80 mm
Housing colour	Black/red housing
Battery type	2 AAA batteries
Battery run-time	up to 100 h
Visibility	500 m
Battery indicator	■

■ Standard Custom adaptations possible

500 METERS



AXA AXA Juno Battery

PREMIUM

Type	Juno	Juno Auto off
Mounting distance	50 or 80 mm	50 or 80 mm
Housing colour	Black/red housing	Black/red housing
Battery type	2 AAA batteries	2 AAA batteries
Battery run-time	up to 50 h	up to 50 h
Visibility	500 m	500 m
Battery indicator	■	■
Turns off automatically		■

■ Standard Custom adaptations possible

600 METERS



AXA AXA Riff

PREMIUM

Type	Riff
Mounting distance	50 or 80 mm
Housing colour	Black/red housing
Battery type	2 AA batteries
Battery run-time	up to 100 h
Visibility	600 m
Battery indicator	■

■ Standard Custom adaptations possible

600 METERS



TRELOCK TRELOCK TRIO FLAT

PREMIUM

Type	LS 812
Art. no.	8002307
Mounting distance	50 or 80 mm
Housing colour	Black/red housing
Battery type	2 AA batteries
Battery run-time	up to 65 h
Visibility	600 m
Battery indicator	■

■ Standard Custom adaptations possible



Reducing bike theft

Approvals

To reduce the chance of getting your bicycle stolen there are independent institutes that approve locks set the objective to promote and improve anti theft products. They test various locks to the requirements so that they can receive a quality label. An approved lock does not guarantee that your vehicle will not get stolen, but ensures you that the risk of theft decreases significantly.

For most insurance companies approved locks are required for closing a two-wheeler insurance. What requirements apply to your bicycle can be found in the policy conditions of the insurance company.

Requirements on approvals can differ per country, based on variables such as theft methods used and weather conditions.

Key alike

The keyed-alike lock systems for E-bikes from Allegion convince with highest comfort. The Allegion lock solutions are intermateable with battery cases of leading suppliers. Hence there is only one key for the bicycle lock and the battery case of the E-bike. The lock cylinder is available for the battery cases mounted at the frame or under the rack.

This allows us to create integrated solutions in close cooperation with manufacturers, which continue to increase the range of functions, user-friendliness and active and passive safety.

Key service

It can happen that you lose your bicycle key. This is not a problem! We have a special key service website where an extra key can be ordered through and will be delivered within a few days. We produce and send keys in-house. As a result, we offer a fast service and certainty, for both consumers as dealers. You can pay with iDeal, PayPal, Creditcard or a one-time payment authorization.



The Netherlands
www.stichtingart.nl



Denmark
www.varefakta.dk



Sweden
www.sbsc.se



Finland
www.fkl.fi



United Kingdom
www.soldsecure.com



Norway
www.fgsikring.no

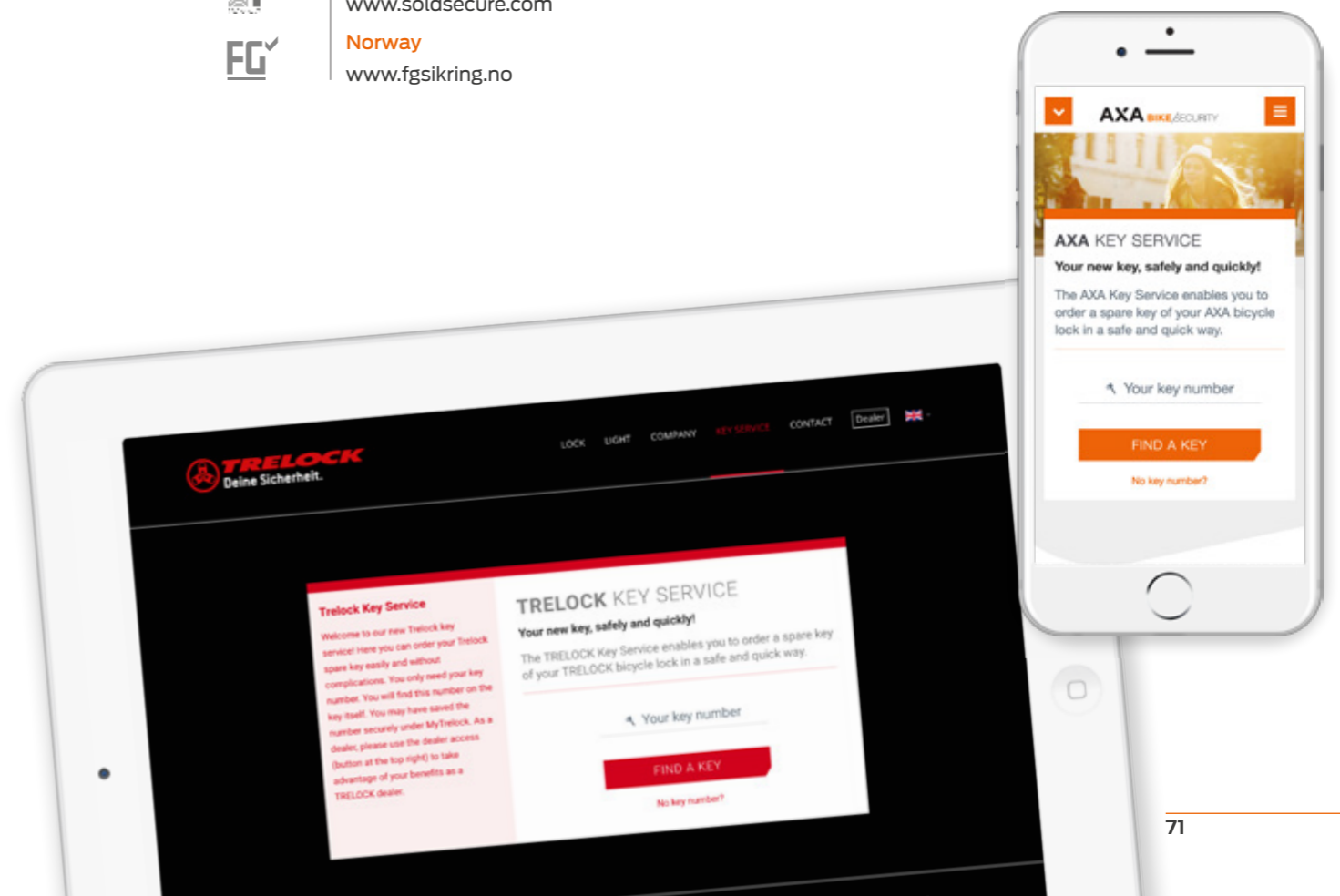
Bike locks

With its bike lock solutions, Allegion offers customers more than just security for their bicycles. Innovative additional solutions provide the cyclist with increased security and convenience. Modern cylinder technology and high quality materials provide reliable bicycle locks and as an added plus also reduce the weight of the lock.

Any lock for any biker

The number of bicycle thefts is on the increase and only every tenth bicycle is eventually returned to its original owner. However, cyclists investing in a good lock reduce the risk of their bicycle being stolen.

Allegion bicycle locks offer an adequate amount of security for every opportunity. Using the right lock can contribute to minimizing the risk of bicycle theft.



Frame locks

City and trekking bikes

UNAPPROVED

TRELOCK
RS 300
PAGE 76



TRELOCK
RS 351 Plug-in
PAGE 77



AXA
Ren 2 Balloon
PAGE 78



ENTRY

AXA
Solid Plus Plug-in
PAGE 79



TRELOCK
RS 430 Plug-in
PAGE 80



PREMIUM

TRELOCK
RS 453 Plug-in
PAGE 83



AXA
Defender Plug-in
PAGE 82



AXA
Block XXL Plug-in
PAGE 81



PREMIUM

AXA
Imenso Plug-in
PAGE 84



TRELOCK
RS 480/481 Plug-in
PAGE 85



ADVANCED

AXA
Victory Plug-in
PAGE 86



Frame locks

Measurements



- A Maximum fender width
- B Maximum size assembly holes
- C Minimum size assembly holes
- D Passage way tire
- E Height inner circle

Frame locks measurements

Type	A	B	C	D	E	Page
AXA Ren2	71	102	66	61	108	PAGE 78
AXA Solid (Plus)	69	95	66	57	102	PAGE 79
AXA Defender	63	95	66	50	102	PAGE 82
AXA Victory	70	96	66	57	102	PAGE 86
AXA Block XXL	71	103	78	56	106	PAGE 81
AXA Imenso-L	91	117	82	70	120	PAGE 101
AXA Imenso-XL	91	117	100	70	120	PAGE 101
Trelock RS 300	71	102	66	61	108	PAGE 76
Trelock RS 351	71	102	78	56	107	PAGE 77
Trelock RS 430	70	103	68	54	107	PAGE 80
Trelock RS 453	71	103	67	56	106	PAGE 98
Trelock RS 453 balloon	71	103	78	56	106	PAGE 100
Trelock RS 480	91	117	82	70	120	PAGE 101
Trelock RS 481	91	117	100	70	120	PAGE 101

Gross measurements in mm, tire clearance and screw sizes not considered



TRELOCK
RS 300



The Trelock RS 300 is a standard frame lock with wide opening. The lock offers basic security and comes with 2 keys. The Trelock RS 300 comes in a retractable and a non-retractable version and is painted in matt black.

TRELOCK RS 300

Type	RS 300 NAZ	RS 300 AZ
Art. no.	8006027	8006028
Plug-in option		
Key removable		■
Key service		
Keys	2	2
Child protection	■	■
Caps		
Balloon	■	■
Welded all around		
Keyed alike		

Approvals

■ Standard

TRELOCK
RS 351



The Trelock RS 351 PROTECT-O-CONNECT® is an entry level unapproved frame lock made of TREDUR® steel with high-precision PLC™ cylinder technology and reversible keys for high level of user convenience. For increased security demands, the lock offers the option to use additional PROTECT-O-CONNECT® plug-in chains or cables.

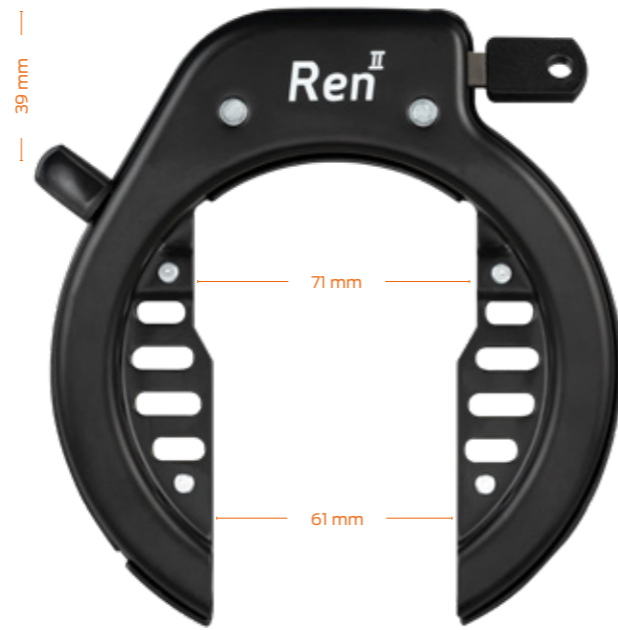
TRELOCK RS 351

Type	RS 351 NAZ	RS 351 AZ
Art. no.	Standard 8004764 Balloon 8004765	Standard 8004762 Balloon 8004763
Plug-in option	■	■
Key removable		■
Key service	■	■
Keys	2	2
Child protection	■	■
Caps	■	■
Balloon	□	□
Welded all around		
Keyed alike		

Approvals

■ Standard □ Optional

AXA Ren 2



The AXA Ren is an entry level unapproved frame lock. The Ren ring lock offers basic safety and is an option for areas with very limited bike theft. The low head of the lock makes it extremely suitable for children's bicycles. The lock comes in a retractable and a non-retractable version and is painted in matt black.

AXA Ren 2

Type	Non retractable	Retractable
Art. no.	50110095	50120095
Plug-in option		
Key removable		■
Key service		
Keys	2	2
Child protection	■	■
Caps		
Balloon		
Welded all around		
Keyed alike		
Approvals		

■ Standard

AXA Solid (Plus)



The AXA Solid (Plus) is the strong entry level lock of the AXA range. With the wide opening and the plug in option (Plus) to connect your bicycle to the fixed world by chain or cable, the bike is protected against roll-away theft.

The Solid (Plus) ring lock is equipped with an anti-drilling cylinder and hardened steel bracket. The ergonomic design of the push button and the online key service offer you additional comfort.

The Solid (Plus) is available in a non-retractable and a retractable version and can be combined with various battery pack locks for a 1 key solution.

AXA Solid (Plus)

Type	Solid	Solid Retractable	Solid Plus	Solid Plus Retractable
Art. no.	51005095 0X05	51020095 VX05	51405095 0A05	51420095 VA05
Plug-in option			■	■
Key removable		■		■
Key service	■	■	■	■
Keys	2	2	2	2
Child protection	■	■	■	■
Caps			■	■
Balloon				
Welded all around				
Keyed alike	■	■	■	■
Approvals	ART, Sold Secure	Varefakta, SBSC, FG, FA	ART, Sold Secure	Varefakta, SBSC, FG, FA

■ Standard □ Optional

TRELOCK

RS 430



The Trelock RS 430 PROTECT-O-CONNECT® is a framelock made of TREDUR® steel with reversible keys for high level of user convenience. The lock offers the option to use additional PROTECT-O-CONNECT® plug in chains or cables against roll away theft.

TRELOCK RS 430

Type	RS 430 AZ
Art. no.	8003932
Plug-in option	■
Key removable	■
Key service	■
Keys	2
Child protection	■
Caps	■
Balloon	
Welded all around	
Keyed alike	
Approvals	Varefakta

■ Standard Custom adaptations possible

AXA

Block XXL



The Block XXL security frame lock with its balloon opening allows tires up to 60 mm to be fitted. The additional plug in options of the ULC range support theft resistance against roll-away theft. The Block XXL is a solid base for your E-bike locking as it will offer a wide range of keyed alike combinations with battery locks.

AXA Block XXL

Type	Non Retractable	Retractable
Art. no.	58240056 0X05	58340056 0X05
Plug-in option	■	■
Key removable		■
Key service	■	■
Keys	2	2
Child protection	■	■
Caps	■	■
Balloon	■	■
Welded all around		
Keyed alike	■	■
Approvals	ART	Varefakta, SBSC, FG, FA

■ Standard Custom adaptations possible

Notice

The Axa Block XXL does not match with the standard AXA plug-in chains or cables. Please use the ULC plug-in products.

AXA Defender



The AXA Defender is the most used and known ring lock in our range. The frame lock has an universal design and the option to link a plug in cable or -chain to the lock so you can lock your bike to a fixed object. The Defender ringlock with it's limitless options for changes in colour as well as mat or glossy surface on the side covers makes the lock fit in with every bike design. The wide range of keyed alike battery locks makes this lock fit for every bike, whether with or without motor.

The Defender is available in a non-retractable and a retractable version and can be combined with various battery pack locks for a 1 key solution for E-bikes.

AXA Defender

Type	Non Retractable	Retractable
Art. no.	55555095 4405	55585195 4405
Plug-in option	■	■
Key removable		■
Key service	■	■
Keys	2	2
Child protection	■	■
Caps	■	■
Balloon		■
Welded all around		■
Keyed alike	■	■
Approvals	ART, Sold Secure	Varefakta, SBSC, FG, FA

■ Standard Custom adaptations possible (ask about the many possibilities)

TRELOCK RS 453



The Trelock RS 453 PROTECT-O-CONNECT® frame lock is made of TREDUR® steel and equipped with the high precision IN-X® cylinder technology, offering reversible keys for user convenience. For increased security demands on roll away theft, the lock can be combined with a PROTECT-O-CONNECT® chain or

cable. The RS 453 range can be used keyed alike with a wide range of E-bike battery locks. The standard version fits for tires up to 50 mm while the balloon version is very good fit for tires up to 65 mm.

TRELOCK RS 453

Type	RS 453 NAZ	RS 453 AZ	RS 453 NAZ	RS 453 AZ
Art. no.	Standard 8004768	Standard 8004766	Balloon 8004769	Balloon 8004767
Plug-in option	■	■	■	■
Key removable		■		■
Key service	■	■	■	■
Keys	2	2	2	2
Child protection	■	■	■	■
Caps	■	■	■	■
Balloon			■	■
Welded all around				
Keyed alike	■	■	■	■
Approvals	ART	Varefakta, SBSC, FG, FA	ART	Varefakta, SBSC, FG, FA

■ Standard

AXA

Imenso



The new AXA Imenso Large and X-Large Ring Locks are designed with extra large opening of 75 mm and 92 mm to fit with wide tires.

The Locks are equipped with high-precision IN-X® cylinder technology ensuring high level of security and ease of use.

For increased security demands, the locks offers the option to use additional plug-in chains or plug-in cables.

The locks can be combined with various Battery Locks as well as Folding Locks for 1-Key-Solution.

AXA Imenso

Type	Imenso Large	Imenso Large	Imenso X-Large	Imenso X-Large
Art. no.	586400560X05	587400560X05	588400560X05	589400560X05
Plug-in option	■	■	■	■
Key removable		■		■
Key service	■	■	■	■
Keys	2	2	2	2
Child protection	■	■	■	■
Caps	■	■	■	■
Balloon			■	■
Welded all around				
Keyed alike	■	■	■	■
Approvals	ART	Varefakta, SBSC, FG, FA	ART	Varefakta, SBSC, FG, FA

■ Standard

TRELOCK

RS 480/481



The new Trelock RS 480 XL and RS 481 XXL Ring Locks are designed with extra large opening of 76 mm and 92 mm to fit with wide tires.

The Locks are equipped with high-precision IN-X® cylinder technology ensuring high level of security and ease of use.

For increased security demands, the locks offers the option to use additional PROTECT-O-CONNECT® plug-in chains or plug-in cables.

The locks can be combined with various Battery Locks as well as Folding Locks for 1-Key-Solution.

TRELOCK RS 480/481

Type	RS 480 NAZ	RS 480 AZ	RS 481 NAZ	RS 481 AZ
Art. no.	8006006	8006007	8006066	8006065
Plug-in option	■	■	■	■
Key removable		■		■
Key service	■	■	■	■
Keys	2	2	2	2
Child protection	■	■	■	■
Caps	■	■	■	■
Balloon			■	■
Welded all around				
Keyed alike	■	■	■	■
Approvals	ART	Varefakta, SBSC, FG, FA	ART	Varefakta, SBSC, FG, FA

■ Standard

ADVANCED

AXA Victory



The AXA Victory with its seamless welded metal housing and double sided key code pattern is hard to beat. This, combined with the design options and its high end sophisticated look make this lock a perfect match for the advanced range of bikes. The AXA Victory offers keyed alike solutions for a wide range of e-bike battery locks.

AXA Victory

Type	Non retractable	Retractable
Art. no.	54000000	54020000
Plug-in option	■	■
Key removable		■
Key service	■	■
Keys	2	2
Child protection	■	■
Caps	■	■
Balloon		
Welded all around	■	■
Keyed alike	■	■
Approvals	ART	Varefakta, SBSC, FG, FA

■ Standard Custom adaptations possible



TRELOCK

Folding Locks



Trelock offers wide range of Folding Locks that are the right choice to secure any Bikes and E-Bikes from entry to high-end.

The new FS 280 TWO.GO® combines basic security by hardened steel bars with super compact product size and long locking range of up to 100 cm - allowing to well secure the bike to stationary objects.

The new FS 480 COPS® and FS 580 TORO® are designed with special focus on E-Bike Security. The high attack resistance has been approved by various external parties. They are available with the new X-PRESS bracket solution - easy to use and designed to well fit on bicycle frames with low space.

The high-precision IN-X® cylinder technology ensures high level of security and ease of use. The locks can be combined with various Battery Locks and Ring Locks for 1-Key-Solution.



TRELOCK FOLDING LOCKS

Type	FS 280 TWO.GO		FS 280 Code	FS 380 X-PRESS		FS 480 COPS		FS 580 TORO
Art. no.	8005556	8005557	8006105	8006153	8006154	8005522	8005412	8005551
Length	80 cm	100 cm	100 cm	85 cm	100 cm	100 cm	130 cm	90 cm
Safety index	2 of 6		2 of 6	3 of 6		4 of 6		5 of 6
Automatic click-in	■		■	■		■		■
Transport bracket	X-MOVE		X-MOVE	X-PRESS (Click Bracket)		X-PRESS (Click Bracket)	X-MOVE	X-PRESS (Click Bracket)
Colour	Black		Black	Black		Black		Black
Length folded	14,5 cm	17,5 cm	17,5 cm	20 cm	22 cm	22 cm	22 cm	21,5 cm
Product weight	560 g	660 g	700 g	770 g	860 g	1200 g	1500 g	1500 g
Approvals					Sold Secure Bronze		Sold Secure Silver, Varefakta	ART 2, Sold Secure Gold, Varefakta, SBSC, FG

■ Standard

AXA

Fold Series



The AXA Fold is the newest addition to our range of folding locks. With its compact and modern design its an excellent addition to our range.

The AXA Fold comes with a handy holder. This can be mounted to the bottle cage or you can secure it around the bar with the 2 supplied straps. The lock is positioned at the bottom of the holder, so you can easily tilt it out. Since you do not have to slide the lock out of the holder, it fits all frames. Thanks to the revolutionary locking mechanism, the lock is fixed in the holder, so that it doesn't rattle during cycling.

Thanks to its flexible joints and its light weight, the lock is extremely easy to use. The lock is made from tempered steel and is resistant to cutting and pulling.

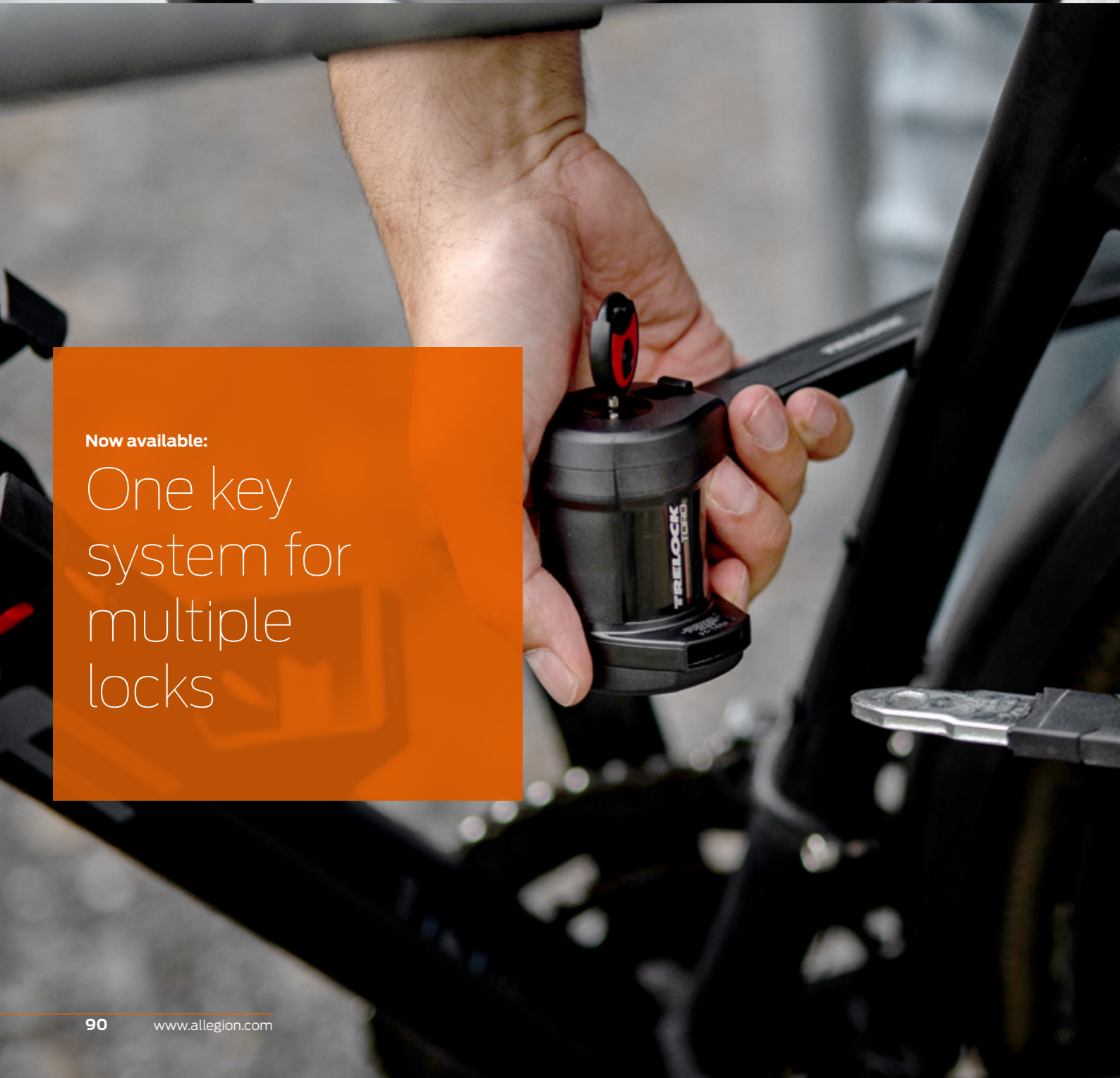
The Fold has a convenient click-in function. There is a notch on the side where you can easily insert the lock. As soon as you do that you will hear a clear click. The key can now be removed and it is locked. The lock has a soft casing to prevent any scratches to the frame of your bike.



AXA Fold Series

Type	Fold Lite 80/100		Fold 85/100		Fold 100 Pro	Fold 100 Ultra
Art. no.	59840895SC	59841095SC	59810895SB	59811095SB	59821095SB	59831095SB
Length	85 cm	100 cm	85 cm	100 cm	100 cm	90 cm
Safety level	7		9		11	14
Diameter link	5,5 mm		7 mm		8 mm	8 mm
Automatic click-in			■		■	■
Cylinder protected against dust dirt			■		■	■
Transport bracket	■		■		■	■
Colour	Black		Black		Black	Black
Length folded	15 cm	18 cm	20 cm	22 cm	22 cm	21,5 cm
Product weight	560 g	660 g	850 g	950 g	1250 g	1500 g
Key	2 symmetrical keys		2 symmetrical keys		2 symmetrical keys	2 symmetrical keys
Approvals					Sold Secure Bronze (UK)	Sold Secure Silver (UK)
						ART, Varefakta, Sold Secure Gold, FG

■ Standard



Now available:
 One key
 system for
 multiple
 locks

Battery Locks - Keyed alike locks

Keyed alike locks 1 key 2 locks

In cooperation with many E-bike component suppliers we provide the E-Bike manufacturers keyed-alike product solutions. The battery case either mounted at the frame or under the rack and the ring lock can be locked with just one key. This means the highest comfort. Customised colour variations are possible. The lock mechanisms are also available as single versions for the battery case only.



All black editions

Outside of the standard silver battery pack lock we also have the all black variants available. The completely black battery pack locks are integrated nicely into the frame, also the cylinder cover can be chosen in the colour black.

Long key

Also available with a long key.



Other possibilities

Besides the above combination, it is also possible to have the same key for a folding lock and the battery pack lock. There are multiple options for AXA and Trelock folding locks. Extra safe because the bike can be secured with 2 locks instead of 1. It can also be locked to a fixed object so the thief can not take the bike to another location.

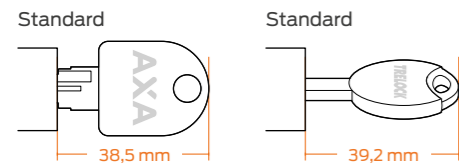
There is also a new option. AXA has a set of the Solid Plus ring lock and the Linq City chain with the same key.



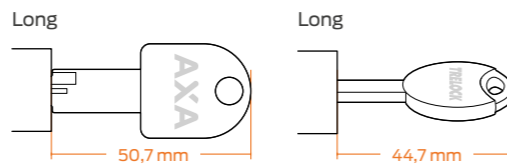
Battery lock range

The portfolio below shows you some of the most sold locks of our range of battery locks. Besides battery locks with a standard key we also have some versions with a long key which you can see in the table. Contact your sales manager to find out all the options we have available and learn more about our customized options.

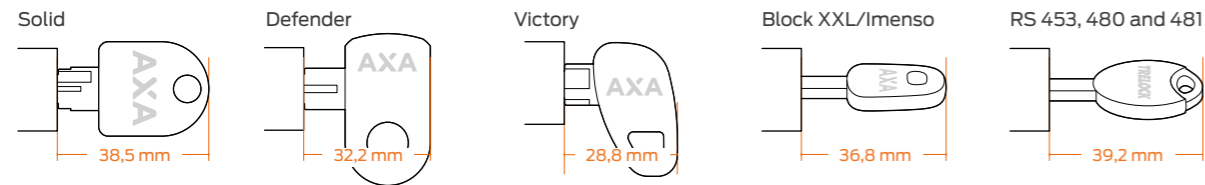
STANDARD KEY TYPE FOR SINGLE BATTERY LOCKS



OPTIONAL



WHEN COMBINED WITH RINGLOCKS



BOSCH Battery locks BES2



Rack BES2



Frame BES2



Power tube BES2

Product	Art. no.		Keyed alike options available	
	AXA	Trelock	Ring locks	Folding locks
Bosch Rack BES2	55923195	8003436	■	■
Bosch Frame BES2	55921195	8003439	■	■
Bosch Frame BES2 - long key	55921395	8004515	□	□
Bosch Powertube BES2	55925295	8004620	■	■
Bosch Powertube BES2 - long key	55925495E	8005285	□	□

■ Standard □ Optional X No

BOSCH Battery locks BES3



Pivot BES3



Optional in all black



Axial BES3



Frame BES3

Product	Art. no.		Keyed alike options available	
	AXA	Trelock	Ring locks	Folding locks
Bosch Axial lock BES3	55922595	8005570	X	X
Bosch Pivot lock BES3	55925595	8006000	■	■
Bosch Frame BES3	55931195	8006080E	■ AXA/Trelock	■ AXA/Trelock
Bosch Frame BES3 - long key	55931395E	8006081E	■ AXA/Trelock	■ AXA/Trelock

■ Standard □ Optional X No

SHIMANO Battery locks



Rack



Frame



In tube E8020

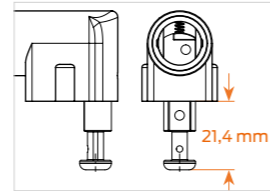


In tube E8035-36

Product	Art. no.		Keyed alike options available	
	AXA	Trelock	Ring locks	Folding locks
Rack BT-E6000/E6001/EN404/EN405 + BM-E6000	55906095	8003940	■	■
Tube BT-6010/E8014/E8010/EN604/EN605/EN606 + BM E6010/E8010	55906195	8003941	■	■
In tube BT-E8020/EN805 + BM8020	55906295	8004822	■	□
In tube BT-E8035/E8036/EN805/EN806 + BM8031	55906495	8005339	■	□
In tube BT-E8035/E8036/EN805/EN806 + BM8031 - long key	55906395	8005340	□	□

■ Standard □ Optional X No

DARFON Battery locks



Battery lock

Product	Art. no.		Keyed alike options available	
	AXA	Trelock	Ring locks	Folding locks
Darfon (1)	55927695E	□	■	□

■ Standard □ Optional X No

YAMAHA Battery locks



Rack

Tube

External Cross Over EX500

Product	Art. no.		Keyed alike options available	
	AXA	Trelock	Ring locks	Folding locks
Rack	55923395	X	■	X
Tube	55923695	X	■	X
External cross over EX500	55923895	□	■	■
External cross over EX500 - long key	55923995	□	■	■

■ Standard □ Optional X No

Panasonic Battery locks



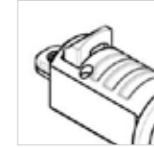
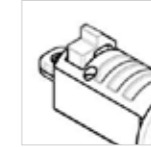
Seat

Frame/tube

Product	Art. no.		Keyed alike options available	
	AXA	Trelock	Ring locks	Folding locks
Panasonic Seat	□	8003286	■	□
Panasonic Frame/tube	55904661	8003180	■	□

■ Standard □ Optional X No

SLAM Universal lock Battery locks



Slam

1

2

3

4

Product	Art. no.		Keyed alike options available	
	AXA	Trelock	Ring locks	Folding locks
Slam 1	55911395	□	■	X
Slam 2	55911495	□	■	X
Slam 3	55911095	□	■	X
Slam 4	55911195	□	■	X

■ Standard □ Optional X No

FAZUA Battery locks



Battery lock

Optional in all black

Product	Art. no.		Keyed alike options available	
	AXA	Trelock	Ring locks	Folding locks
Fazua Battery lock	55926095	□	■	X
Fazua Battery lock - long key	55928095	□	■	X

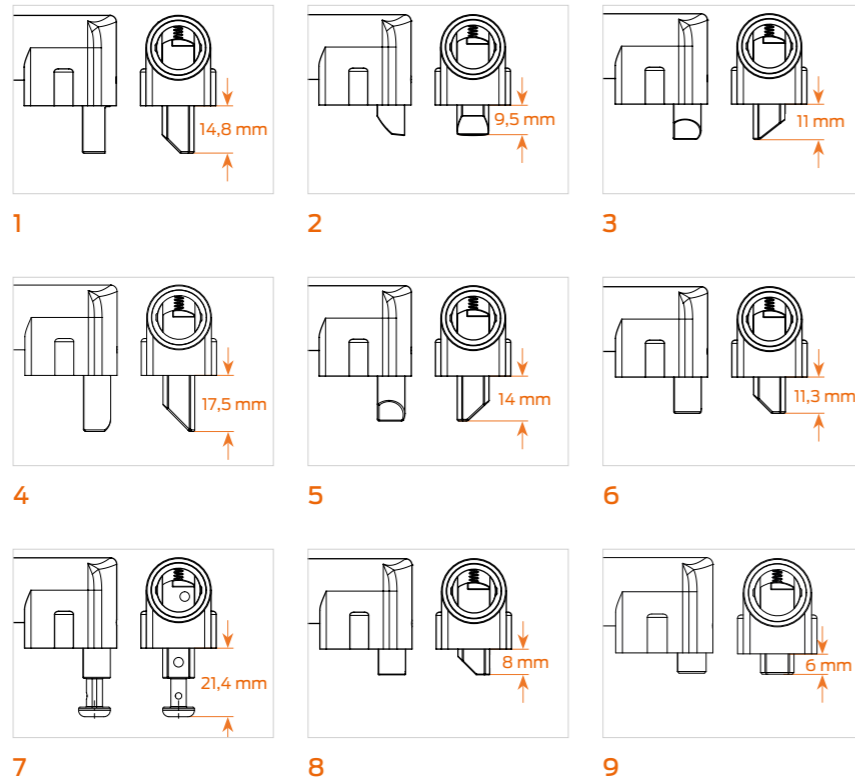
■ Standard □ Optional X No

Battery Locks - Overview Battery locks

ELH Universal lock
Battery locks



Universal lock



Product	Art. no.		Keyed alike options available	
	AXA	Trelock	Ring locks	Folding locks
Type 1	55927595	<input type="checkbox"/>	<input checked="" type="checkbox"/>	<input checked="" type="checkbox"/>
Type 2	55927695	<input type="checkbox"/>	<input checked="" type="checkbox"/>	<input checked="" type="checkbox"/>
Type 3		<input type="checkbox"/>	<input checked="" type="checkbox"/>	<input checked="" type="checkbox"/>
Type 4	55911895	<input type="checkbox"/>	<input checked="" type="checkbox"/>	<input checked="" type="checkbox"/>
Type 5	55911695	<input type="checkbox"/>	<input checked="" type="checkbox"/>	<input checked="" type="checkbox"/>
Type 6	55911595	<input type="checkbox"/>	<input checked="" type="checkbox"/>	<input checked="" type="checkbox"/>
Type 7	55927695E	<input type="checkbox"/>	<input checked="" type="checkbox"/>	<input checked="" type="checkbox"/>
Type 8		<input type="checkbox"/>	<input checked="" type="checkbox"/>	<input checked="" type="checkbox"/>
Type 9		<input type="checkbox"/>	<input checked="" type="checkbox"/>	<input checked="" type="checkbox"/>

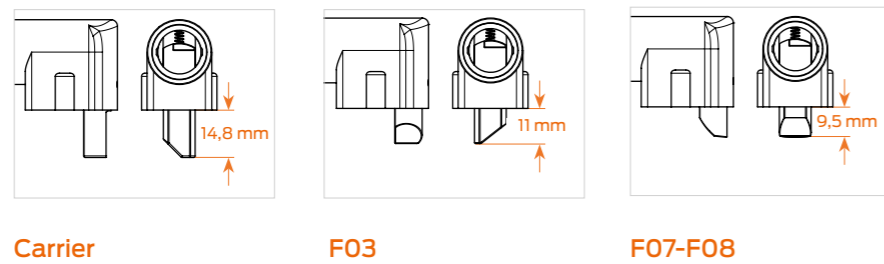
■ Standard □ Optional X No

BAFANG

Battery locks



Lock



Product	Art. no.		Keyed alike options available	
	AXA	Trelock	Ring locks	Folding locks
Carrier	55927695E	<input type="checkbox"/>	<input checked="" type="checkbox"/>	<input checked="" type="checkbox"/>
F03	<input type="checkbox"/>	<input type="checkbox"/>	<input checked="" type="checkbox"/>	<input checked="" type="checkbox"/>
F07-F08*	55927695	<input type="checkbox"/>	<input checked="" type="checkbox"/>	<input checked="" type="checkbox"/>

■ Standard □ Optional * When ordering battery + slider, mention AXA version X No

Battery Locks - Overview Battery locks

PHYLION

Battery locks



DT12/SF06

GX20



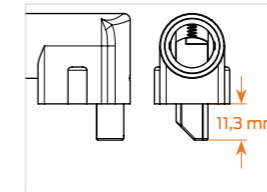
BN21S



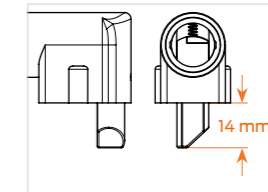
BN21L



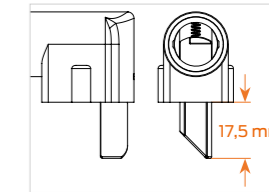
Lock



SF03



BN18



IT21

Product	Art. no.		Keyed alike options available	
	AXA	Trelock	Ring locks	Folding locks
DT12-SF06	55942095		<input checked="" type="checkbox"/>	<input checked="" type="checkbox"/>
GX20		<input checked="" type="checkbox"/>	<input checked="" type="checkbox"/>	<input checked="" type="checkbox"/>
BN21S		<input type="checkbox"/>	<input checked="" type="checkbox"/>	<input checked="" type="checkbox"/>
BN21L	55911795	<input type="checkbox"/>	<input checked="" type="checkbox"/>	<input checked="" type="checkbox"/>
SF03-SR11-SR20	55911595	<input type="checkbox"/>	<input checked="" type="checkbox"/>	<input type="checkbox"/>
BN18	55911695	<input type="checkbox"/>	<input checked="" type="checkbox"/>	<input type="checkbox"/>
IT21	55911895	<input type="checkbox"/>	<input checked="" type="checkbox"/>	<input checked="" type="checkbox"/>

■ Standard □ Optional X No

To get you started

In order to get you started we created an overview of our most sold ring locks and the battery locks with which you can combine it. A user friendly set because both locks can be operated with just 1 key.

STANDARD TIRE LOCKS

AXA Solid Plus



Battery lock	Bike lock	Art. no.
BOSCH Frame BES2	AXA Solid Plus non-retractable	51965295 0A05AT
	AXA Solid Plus retractable	51965195 VA06AT
BOSCH Rack BES2	AXA Solid Plus non-retractable	51965295 0A05AR
	AXA Solid Plus retractable	51965195 VA05AR
BOSCH Powertube BES2	AXA Solid Plus non-retractable	51965295 0A05BT
	AXA Solid Plus retractable	51965195 VA05BT
BOSCH Frame BES3	AXA Solid Plus non-retractable	51965295 ABT3
	AXA Solid Plus retractable	51965195 ABT3
BOSCH Pivot lock BES3	AXA Solid Plus non-retractable	51965295 0A05BV
	AXA Solid Plus retractable	51965195 0A05BV
SHIMANO Tube	AXA Solid Plus non-retractable	51965295 0A05ST
	AXA Solid Plus retractable	51965195 VA05ST
SHIMANO Rack	AXA Solid Plus non-retractable	51965295 0X05SR
	AXA Solid Plus retractable	51965195 VA05SR

TRELOCK RS453 Standard



Battery lock	Bike lock	Art. no.
BOSCH Frame BES2	TRELOCK RS453 NAZ	8004913
	TRELOCK RS453 AZ	8004917
BOSCH Rack BES2	TRELOCK RS453 NAZ	8004933
	TRELOCK RS453 AZ	8004930
BOSCH Powertube BES2	TRELOCK RS453 NAZ	8004960
	TRELOCK RS453 AZ	8004961
SHIMANO Tube	TRELOCK RS453 NAZ	8004953
	TRELOCK RS453 AZ	8004957

AXA Defender



Battery lock	Bike lock	Art. no.
BOSCH Frame BES2	AXA Defender non-retractable	55965295 0017AB
	AXA Defender retractable	55965195 V002AT
BOSCH Rack BES2	AXA Defender non-retractable	55965295 0006AR
	AXA Defender retractable	55965195 V001AR
BOSCH Powertube BES2	AXA Defender non-retractable	55965295 0006BT
	AXA Defender retractable	55965195 V006BT
BOSCH Frame BES3	AXA Defender non-retractable	55965295 4BT3
	AXA Defender retractable	55965195 4BT3
BOSCH Pivot lock BES3	AXA Defender non-retractable	55965295 4405BV
	AXA Defender retractable	55965195 4405BV
SHIMANO Tube	AXA Defender non-retractable	55965295 0001ST
	AXA Defender retractable	55965195 V001ST
SHIMANO Rack	AXA Defender non-retractable	55965295 0001SR
	AXA Defender retractable	55965195 V001SR

AXA Victory



Battery lock	Bike lock	Art. no.
BOSCH Frame BES2	AXA Victory non-retractable	54000003 AT
	AXA Victory retractable	54020011 AT
BOSCH Rack BES2	AXA Victory non-retractable	54000011 AR
	AXA Victory retractable	54020011 AR
BOSCH Powertube BES2	AXA Victory non-retractable	54000003 BT
	AXA Victory retractable	54020003 BT
SHIMANO Tube 5000-8010	AXA Victory non-retractable	54000003 STE
	AXA Victory retractable	54020003 ST
SHIMANO Rack 5000-8010	AXA Victory non-retractable	54000003 SR
	AXA Victory retractable	□

□ Optional

WIDE TIRE LOCKS

TRELOCK
RS 453 Balloon



Battery lock	Bike lock	Art. no.
BOSCH Frame BES2	TRELOCK RS453 AZ Balloon	8004908
	TRELOCK RS453 NAZ Balloon	8004906
BOSCH Rack BES2	TRELOCK RS453 AZ Balloon	8004909
	TRELOCK RS453 NAZ Balloon	8004907
BOSCH Powertube BES2	TRELOCK RS453 AZ Balloon	8005231
	TRELOCK RS453 NAZ Balloon	8005232
BOSCH Frame BES3	TRELOCK RS453 AZ Balloon	8006085
	TRELOCK RS453 NAZ Balloon	8006084
BOSCH Pivot lock BES3	TRELOCK RS453 AZ Balloon	8006075
	TRELOCK RS453 NAZ Balloon	8006076
SHIMANO Tube 5000-8010	TRELOCK RS453 AZ Balloon	8004958
	TRELOCK RS453 NAZ Balloon	8004959

AXA
Block XXL



Battery lock	Bike lock	Art. no.
BOSCH Frame BES2	AXA Block XXL non retractable	58240056 0X05AT
	AXA Block XXL retractable	58341056 0X05AT
BOSCH Rack BES2	AXA Block XXL non retractable	58240056 0X05AR
	AXA Block XXL retractable	58340056 0X05AR
BOSCH Powertube BES2	AXA Block XXL non retractable	58240056 0X05BT
	AXA Block XXL retractable	58340056 0X05BT
BOSCH Frame BES3	AXA Block XXL non retractable	58240056 BT3
	AXA Block XXL retractable	58340056 BT3
BOSCH Pivot lock BES3	AXA Block XXL non retractable	58240056 0X05BV
	AXA Block XXL retractable	58340056 0X05BV
SHIMANO Tube	AXA Block XXL non retractable	58240056 0X05ST
	AXA Block XXL retractable	58340056 0X05ST

TRELOCK
RS 480



Battery lock	Bike lock	Art. no.
BOSCH Frame BES2	TRELOCK RS 480 AZ	8006008
	TRELOCK RS 480 NAZ	8006009
BOSCH Rack BES2	TRELOCK RS 480 AZ	8006010
	TRELOCK RS 480 NAZ	8006011
BOSCH Powertube BES2	TRELOCK RS 480 AZ	8006012
	TRELOCK RS 480 NAZ	8006013
BOSCH Frame BES3	TRELOCK RS 480 AZ	8006087
	TRELOCK RS 480 NAZ	8006086
BOSCH Pivot lock BES3	TRELOCK RS 480 AZ	8006014
	TRELOCK RS 480 NAZ	8006015
SHIMANO Tube 5000-8010	TRELOCK RS 480 AZ	8006018
	TRELOCK RS 480 NAZ	8006019
SHIMANO Rack 5000-8010	TRELOCK RS 480 AZ	8006016
	TRELOCK RS 480 NAZ	8006017

AXA
Imenso-L



Battery lock	Bike lock	Art. no.
BOSCH Frame BES2	AXA Imenso-L, non retractable	58640056 0X05AT
	AXA Imenso-L, retractable	58740056 0X05AT
BOSCH Rack BES2	AXA Imenso-L, non retractable	58640056 0X05AR
	AXA Imenso-L, retractable	58740056 0X05AR
BOSCH Powertube BES2	AXA Imenso-L, non retractable	58640056 0X05BT
	AXA Imenso-L, retractable	58740056 0X05BT
BOSCH Frame BES3	AXA Imenso-L, non retractable	58640056 BT3
	AXA Imenso-L, retractable	58740056 BT3
BOSCH Pivot lock BES3	AXA Imenso-L, non retractable	58640056 0X05BV
	AXA Imenso-L, retractable	58740056 0X05BV
SHIMANO Tube 5000-8010	AXA Imenso-L, non retractable	58640056 0X05ST
	AXA Imenso-L, retractable	58740056 0X05ST
SHIMANO Rack 5000-8010	AXA Imenso-L, non retractable	58640056 0X05SR
	AXA Imenso-L, retractable	58740056 0X05SR

Secure the ring lock to the fixed world



Many of our ring locks are equipped with the possibility to include a plug-in chain or cable. With this plug-in chain the bicycle can be connected to the fixed world. This is an additional barrier for bike thieves since they can not easily move your bicycle to a less visible area to break the lock.

For additional brand exposure we offer custom options like your own brand logo. Ask your Allegion contact person for the colour and logo possibilities.

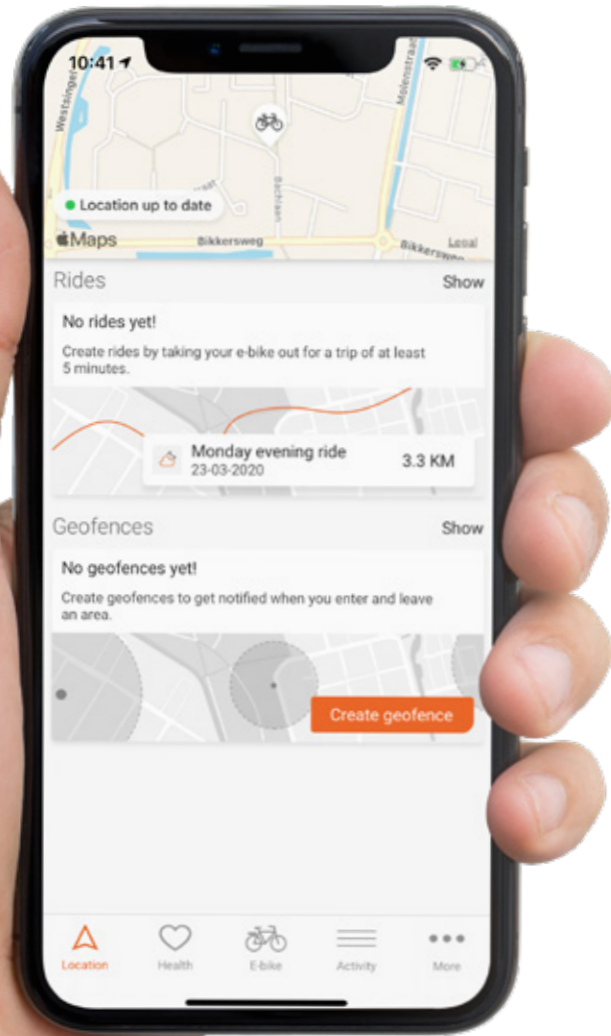
Which plug-in chain fits on what ring lock

Ring lock	AXA RLC 5,5 mm	AXA DPI 8,5 mm	AXA ULC 5,5 mm	AXA ULC PRO 8,5 mm	TRELOCK ZR355 6 mm	TRELOCK ZR455 8,5 mm
AXA Solid Plus	■	■				
AXA Defender	■	■				
AXA Block XXL			■	■		
AXA Victory	■	■				
AXA Imenso L - XL			■	■		
TRELOCK RS351					■	■
TRELOCK RS430					■	■
TRELOCK RS453 (Balloon)					■	■
TRELOCK RS480 - RS481					■	■

Mounting made easy

For bicycles that are not equipped with standard mounting points for ring locks we offer various alternative mounting solutions, allowing you to mount the ring lock on the frame or for example on the cantilever brakes.





AXA **IN** E-rental Bike sharing made easy

For bike rental and sharing companies Allegion has the perfect solution:
The Electronic ring lock.

The Electronic ring lock

We offer a highly secured lock with a user-friendly experience which can easily be integrated into an existing bike sharing

platform. The lock can be mounted quickly and easily on a regular frame of a bike. Cyclist can conveniently rent or take a bike and lock it for a stop where ever they prefer. With an additional plug-in chain the bike can be secured to the fixed world and detected for a safer lock up.

The Electronic ring lock is available in two versions. A Bluetooth low energy version, the lock can be opened with an app on your phone. Or a wired version which can be opened with an RFID chip or card.

The benefits of AXA IN

- Maximum security
- No more hassle with keys or codes
- Easy to integrate into existing bike rental or sharing platforms
- For docking and dockless solutions
- Use of standard bikes
- Possibilities for pay per minute
- **NEW** Quick release locking for stop-park-go use
- **NEW** Additional security by plug-in recognition



Plug-in chain with sensor

E-RL Bluetooth®

No keys

By means of Bluetooth® Low Energy the lock **A** is paired to the phone of the consumer **B** and the lock can be opened or closed easily without the hassle of keys.

Authorization

Authorization to open is given via your own reservation system **C** with use of the top of the line secured key-encryption of AXA's key server Key Safe Cloud **D**. To ensure proper and secure locking of the bike, the locking procedure always needs to be done manually. For ease of use during stop-park-go's the AXA E-RL BLE 2 offers a quick release button on the bike which will give you the option to lock down the bike without using the app.



Authorization by Smartphone (Bluetooth®)



E-RL Wired

The AXA IN Electronic ring lock can easily be connected to your existing on bike IOT device.

This is the ideal solution for large bike sharing and rental projects with their platform and communication already in place. Whether you communicate to your customer by smart phone, card or any other type of communication, AXA offers you the opportunity to link the Electronic lock to it.

The E-RL Wired offers you power and communication via wire to the IOT device. Whilst AXA offers you a secure and robust hardware solution, you can link to the platform and app of your choice.

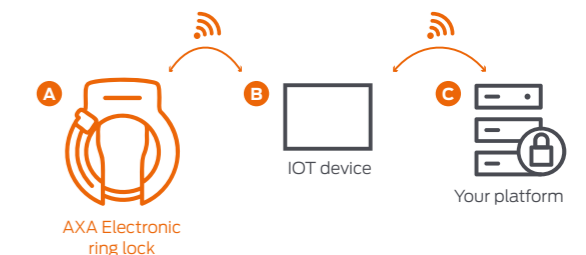
Authorization

The Electronic ring lock **A**, connects to the IOT device **B**, which communicates to your platform **C**.

It is a simple and safe way of sharing bicycles with an app on a smartphone and is ideal for medium and large bike sharing and rental projects.



Authorization by card



AXA Connect

Making cycling smarter

With the internet of things people are able to connect to devices and control them remotely through an app on a mobile device. Consumers demands are changing due to 24/7 connectivity by using smart devices. They demand customised service and relevance. Due to increasing competition the bike industry faces the challenges to innovate and fulfill these new demands. Consumers expect is; technology is ready for it. And the smart solution, AXA IN, is up for it!

How does it work?



GPS signal

The module in the bike receives the GPS signal via satellite links.



GPRS connection

The module creates an internet connection from the bike via GPRS.



Internet server

The module sends the location to an internet server which stores the data.



AXA IN App

The consumer can see, among other things, the location of his bike in the app.

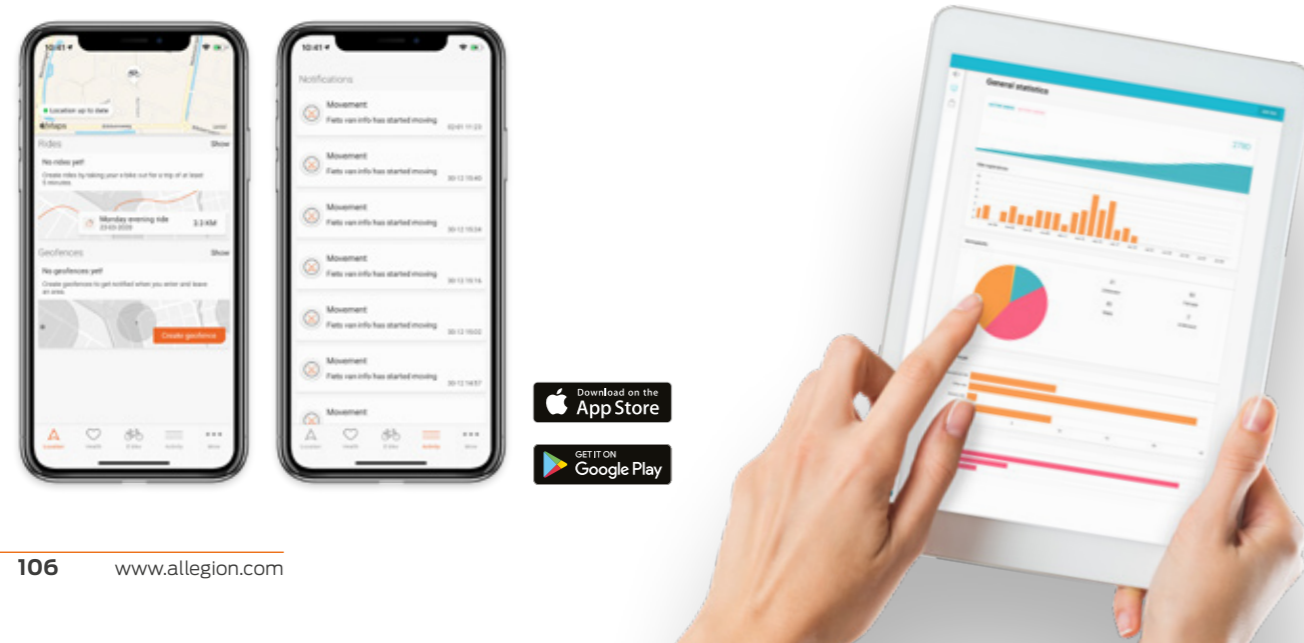
Connected bike

Know everything about the bike

With this smart solution consumers can stay connected with their bike. This solution has different functions like the Track & Trace function. This provides the exact location of the bike. There is also AXA Alert. This puts a virtual fence around the bike using geofencing technology. As soon as the bike is outside that area, is moved or falls over, the owner receives a notification. Furthermore, you'll get a warning if the

bike is travelling faster than 50 km/h. You can assume in that case that the bike has been taken and is being transported on a trailer or in a van.

Besides the bike security options, there are a number of fun items as well. The number of kilometres ridden, the number of calories burned and the CO² emissions savings. These items can all be shared via social media. With the AXA Family Care you can add bikes from the whole family. The parent will receive a message when the child has arrived safely at school.



Connected customer

Stay in contact with the customer

The information which is now being collected from the consumer is of course very interesting for manufacturers. This offers a wealth of opportunities to stay in contact with customers, to offer advice and additional services quickly and easily. There is a dashboard on the computer available that includes information such as the distance ridden by each bike. A message can be easily sent via the app that maintenance is required or that the tires need to be replaced. This way you can stay in contact with your customers. By analyzing the collected data, future decisions or investments can be based on actual information.

The module and app are set up per brand and are designed to suit any style. This way your customer sees the brand identity every time he uses the app and feels more related to the brand.

Future

Further development of the module is in full swing. It will also be possible to send future software updates via the system or to offer a bike insurance quote. This means more customer convenience and additional revenue for the manufacturers. In addition to offering these additional services, it will be useful for gaining customer feedback on the quality of the bike. How often is the battery being charged? What is the reading of the temperature sensor? The performance of customer satisfaction surveys is also one of the future possibilities.

The benefits for both bike manufacturer and bike shop

- Customer data is displayed in the dashboard
- The ultimate way to stay in contact with your customers
- Very targeted services can be offered, such as maintenance and insurance
- Customer targeted promotions



Wide range of Chain Guards

Allegion has a wide range of chain guards that protects the chain wheel from sand and dirt and also protects the clothing of the cyclist. We have closed and half closed chain cases, chain discs and chain guards that are perfectly suited for city and smaller bicycles. Our engineers focus on making chain guards that are easy to mount, have enough space for the chain and are quick to disassemble for service.

Custom solution

We have our own plastic factory where we can make any chain guard in any colour. It is also possible to make the chain guard and the ring in a different colour or in a matt or glossy variant. This way there are infinite possibilities to fully customize the chain guard. Our clients can distinguish their bike in the new season for a very sharp price.



AXA Fit



The AXA Fit is suited for 38 teeth chain wheels and has been tested together with a number of clients on all standard gear systems extensively and is tailor made. So this chain guard fits on a wide assortment bicycles.

The AXA Fit is clicked on the disc in a simple way. This allows them to be quickly installed at the factory and disassembled during service. To adjust the chain guard on the frame of the bike there are several mounting sets available.

The AXA Fit is wider and deeper and has therefore more space for the chain and is very silent. When the chain loosens up you will hear no noise from the chain coming against the chain guard.

Because both the chain guard and the ring are available in every colour, there are infinite possibilities to fully customize the chain guard. In addition, the cabinet is available in a matt and glossy variant.

AXA Fit

Type	Cain case	Cain case
Finnish	Glossy and matt	Glossy and matt
Colour element		Ring
Material base	ABS	ABS
Material colour element		ABS or MABS
No of chain wheels	1	1
Size chain wheel	38 t	38 t
RC size	455 – 480 mm	455 – 480 mm
Size hole crank	100 mm	100 mm

■ Standard Custom adaptations possible

Various parts

Standard version



Version with click-in ring



Both versions available in:



Matt


Glossy

Various mounting materials available



AXA

Multi open



Black

Grey

The AXA Multi is a closed chain case which is perfectly suited for city bicycles.

With a closed chain case you protect your chain from dirt and your clothing from getting stuck in the chain which can cause crashes with your bicycle.

On top of that you maintain the quality of your chain, dirt and moisture do not have any chance, which will extend the life span of your chain considerably.

The Multi can be easily mounted through a disc and click bracket. Besides that the click box rear provides a firm closure.

AXA Multi

Type	Chain case
Finnish	Glossy
Colour element	Front plate + Clickbox
Material base	ABS or PC
Material colour element	ABS
No of chain wheels	1
Size chain wheel	38 t
RC size	456-464 mm
Size hole crank	100 mm

■ Standard Custom adaptations possible

AXA

Scope 2



The AXA Scope2 is a modern shaped chain guard which is easily mounted.

This chain guard protects your clothing against damages and protects your chain against moisture and dirt.

The elegant design is complemented with a coloured strip which covers the mounting holes. The strips are made out of ABS and the screen is made from polycarbonate.



AXA Scope 2

Type	Chain guard	Chain guard	Chain guard
Finnish	Glossy	Glossy	Glossy
Colour element	Strip	Strip	Strip
Material base	ABS or PC	ABS or PC	ABS or PC
Material colour element	ABS	ABS	ABS
No of chain wheels	1	1-3	1-3
Size chain wheel	38 t	42-44 t	46-48 t
Size hole crank	115 mm	148 mm	166 mm
Distance centre crank to rear stay	325 mm	325 mm	325 mm
Connection to the rear stay	Integrated or bracket	Integrated or bracket	Integrated or bracket

■ Standard Custom adaptations possible

AXA Mach1



AXA Mach1

Type	Chain guard
Finnish	Glossy
Colour element	-
Material base	ABS or MABS
Material colour element	-
No of chain wheels	1
Size chain wheel	36 -38 t
Size hole crank	114 mm
Distance centre crank to rear stay	-
Connection to the rear stay	Various brackets

■ Standard Custom adaptations possible

AXA Zafir



AXA Zafir

Type	Chain guard
Finnish	Glossy
Colour element	Ring
Material base	ABS or PC
Material colour element	ABS or PC
No of chain wheels	1
Size chain wheel	36 -38 t
Size hole crank	98 and 116 mm
Distance centre crank to rear stay	325 mm
Connection to the rear stay	Integrated

■ Standard Custom adaptations possible

AXA

Lite Line City



AXA Lite Line City

Type	Chain guard
Finnish	Glossy
Colour element	2 sizes rear leg
Material base	ABS or PC
Material colour element	ABS or PC
No of chain wheels	1
Size chain wheel	38 t
Size hole crank	110 and 130 mm
Distance centre crank	To seat stay 425-514mm To rear stay min 315 mm
Connection to the rear stay	To seat stay or bracket

■ Standard Custom adaptations possible

AXA

Lite Line Tracking



AXA Lite Line Tracking

Type	Chain guard
Finnish	Glossy
Colour element	2 sizes rear leg
Material base	ABS or PC
Material colour element	ABS or PC
No of chain wheels	3
Size chain wheel	48 t
Size hole crank	216 mm
Distance centre crank	To seat stay 422-501 mm To rear stay min 315 mm
Connection to the rear stay	To seat stay or bracket

■ Standard Custom adaptations possible

Productlist index

AXA 606 15	31	COB LINE LS 41x (Fender)	59
AXA 706	66	TRELOCK BIKE-i® AIRFLOW 70	46
AXA Block XXL	81	TRELOCK BIKE-i® AIRFLOW 100	47
AXA Blueline	58	TRELOCK BIKE-i® RETRO	50
AXA Blueline 30	37	TRELOCK BIKE-i® VEO	33
AXA Blueline 50	40	TRELOCK BIKE-i® VEO 50	41
AXA City rear	68	TRELOCK COB LINE LS 42x	59
AXA Classic	66	TRELOCK COB LINE LS 65x (Carrier)	60
AXA Compactline 20	32	TRELOCK DUO FLAT	57
AXA Compactline 35	38	TRELOCK DUO FLAT SIGNAL	60
AXA Compactline rear light	65	TRELOCK DUO TOP	55
AXA Compactline USB	65	Trelock Folding Locks	88
AXA Defender	82	TRELOCK i-GO®-Series	61
AXA Echo 15	30	TRELOCK i-GO® VECTOR Front lights	62
AXA Echo 30	35	TRELOCK i-GO® VECTOR Front lights	63
AXA Ecoline 15	28	TRELOCK i-GO® VECTOR Rear light	62
AXA Fit	110	TRELOCK i-GO® VECTOR Rear light	63
AXA Fold Series	89	TRELOCK i-GO® VECTOR Sets	63
AXA Greenline	64	TRELOCK i-GO® VISION Set	62
AXA Greenline rear light	64	TRELOCK Lighthammer 60	43
AXA Imenso	84	TRELOCK Lighthammer 80	45
AXA Juno	57	TRELOCK Lighthammer 100	48
AXA Juno Battery	69	TRELOCK Lighthammer 130	49
AXA Lite Line City	116	TRELOCK LS 720 REEGO®	61
AXA Lite Line Tracking	117	TRELOCK RS 300	76
AXA Mach1	114	TRELOCK RS 351	77
AXA Multi	112	TRELOCK RS 430	80
AXA Nox City	67	TRELOCK RS 453	83
AXA Nox Sport	67	TRELOCK RS 480/481	85
AXA Nxt 30	34	TRELOCK TRIO FLAT	58
AXA Nxt 45	39	TRELOCK TRIO FLAT	69
AXA Nxt 60	42		
AXA Nxt 80	44		
AXA Nyx	55		
AXA Nyx	68		
AXA Pico 15	29		
AXA Pico 30	36		
AXA Ren 2	78		
AXA Riff	69		
AXA Run Compact	68		
AXA Scope 2	113		
AXA Slim	56		
AXA Solid (Plus)	79		
AXA Spark	56		
AXA Spark Battery	68		
AXA Victory	86		
AXA Zafir	115		

About Allegion™

Allegion (NYSE: ALLE) is a global pioneer in the field of safety and security. We keep people and their property safe, wherever they are, bringing together simple solutions and advanced technology.

For more, visit allegion.com

AXA ■  BRICARD ■ Briton ■  CISA ■  interflex
KRYPTONITE ■ NORMBAU ■  Simons Voss technologies ■  TRELOCK

Allegion OEM

Energiestraat 2
3903 AV Veenendaal
The Netherlands

Tel: +31 318 536 220
Email: info.axa.bike@allegion.com
Web: axabikesecurity.com and trelock.de