

ELAC

PRODUCT OVERVIEW 2020



# THE ART OF ELAC



# OUR CHALLENGE: TO SET NEW STANDARDS

# Y...2020

# ELAC

- CONCENTRO  
PAGE 4 – 5
- CONCENTRO M  
PAGE 6 – 9
- CONCENTRO S  
PAGE 10 – 11
- VELA SERIES  
PAGE 12 – 13
- NAVIS SERIES  
PAGE 14 – 17
- LINE 300  
PAGE 18 – 19
- LINE 260  
PAGE 20 – 21
- CARINA SERIES  
PAGE 22 – 23
- UNI-FI SERIES  
PAGE 24 – 25
- DEBUT 2.0 SERIES  
PAGE 26 – 29
- SUBWOOFER  
PAGE 30 – 33
- CINEMA SETS  
PAGE 34 – 35
- 4 PI PLUS.2  
PAGE 36 – 37
- WS SERIES  
PAGE 38 – 41
- DISCOVERY SERIES  
PAGE 42 – 47
- MIRACORD SERIES  
PAGE 48 – 53
- ALCHEMY SERIES  
PAGE 54 – 55
- ACCESSORIES  
PAGE 58 – 60



# BEYOND LISTENING

**ELAC**



**LISTEN  
TO THE  
SOUND  
AND  
FEEL  
THE  
PASSION**





**CHECKMATE**

CONCENTRO

**THAT'S  
OUR  
GAME**

## CONCENTRO / ELACs ultimate statement.

The Concentro is a true benchmark loudspeaker designed to commemorate over 90 years of ELAC history and in response to calls for a loudspeaker that rivals -and surpasses- the most ambitious designs in the audiophile landscape today.

One look tells you this is no ordinary loudspeaker. Standing more than 1.67 m tall and weighing more than 152 kg, Concentro commands attention. Its elliptical cabinet is crafted to furniture-grade perfection and finished in high-gloss white or black, or to your specifications in any color in between. The Concentro cannot be mistaken for any other speaker,

with a complex base machined from a single block of aluminum and weighing more than 24 kg. Integral oval side panels of precious wood, carbon fiber or leather surround a pair of side-firing 250 mm woofers on either side of the enclosure.

These newly-developed units feature smooth, stiff aluminum-sandwich diaphragms, and fire in a push-push/pull-pull configuration that delivers maximum energy and accuracy down to the lowest octave. The rear of the cabinet features twin ports for the bass drivers.

The sophisticated front baffle is curved to allow optimum propagation and dis-

persion of sound waves from the two drivers. On top is a dual-concentric 127 mm midrange with JET 5 tweeter at its acoustic center. Beneath this is a front-firing 177 mm crystal membrane midrange/woofer. The whole results in a near point-source presentation of the sound source, micro-accuracy and flawless, pinpoint imaging. Meanwhile, dynamic range is nearly unliwited,

ELAC Concentro. Listen and embark upon a whole new era in The Life of Sound.

## VX Technology

The acclaimed drive unit, which combines the renowned JET tweeter with a ring-radiator midrange driver in a concentric arrangement, provides the foundation of these speakers' remarkable sound. The variable X-JET suspension, or VX-JET, combines the renowned JET tweeter with a ring-radiator midrange driver in a concentric arrangement that provides the foundation of these speakers' remarkable sound.

## Sophisticated aluminum woofers

The use of aluminum makes it possible to place the resonances that affect the linearity of standard paper cones beyond the driver's operating frequency range. A larger magnet with vented pole piece increases power handling.

## Crystal membrane midrange and bass drivers

The eye-catching surface of the crystal membrane is more than just an attractive design feature. The midrange/chassis of the Concentro employ the crystal membrane (patent pending) and the design is based on ELAC's Aluminum-Sandwich AS Technology. The crystal-shaped inverse aluminum dome is joined to the paper cone in a special gluing process to achieve the desired sandwich construction.





**“M” STANDS  
FOR MEDIUM,  
OBVIOUSLY  
ALSO FOR MAGIC.**




## CONCENTRO M / Design with deep roots.

Just a bit smaller? Yes, but that's not all! The Concentro M displays characteristic design cues, but creates its own unique visual impact. A variable VX chassis let you to tailor

the sound to your listening area, while four 250 mm woofers, installed in a pulse-compensated configuration, ensure exceptional bass delivery in any room.

62 kilograms lighter than the Concentro, but one look tells you this is no ordinary loudspeaker.





# CHOOSE YOUR STYLE







**2 FINISHES - 10 DESIGNS.**

Available panels

Gray Leather\*



\* only for Concentro

Carbon High Gloss



Macassar High Gloss



Walnut High Gloss



Maple High Gloss



Cherry High Gloss\*\*



\*\*only for Concentro M



Maple High Gloss  
Concentro M



Gray Leather  
Concentro



Walnut High Gloss  
Concentro M



Macassar High Gloss  
Concentro



Cherry High Gloss  
Concentro M



Gray Leather\*  
Concentro



Carbon High Gloss  
Concentro M



Carbon High Gloss  
Concentro



Cherry High Gloss  
Concentro M



Maple High Gloss  
Concentro

**CONCENTRO  
& CONCENTRO M**

# HIGH-END ON HIGH HEELS



  
CONCENTRO



## CONCENTRO S 507 / High-End on High Heels.

Concentro is synonymous with the ultimate in craftsmanship, design, and sound. The Concentro S 507 claims all the features and benefits of the larger Concentro loudspeakers but creates its own unique visual impact.

Its exterior is a perfect symbiosis of the extravagant design of the Concentro and the clean lines of the VELA Series. The trapezoid basic shape, wraparound baffle and gently angled cabinet combine to convey a natural, low-key appearance. The striking bottom assembly achieves a 'high-heel' effect, imparting a sense of elegance and stability. Incidentally, it also guarantees an exceptionally sound footing.

The innovative stepX-JET features a concentric chassis built around the new JET 5c tweeter and a midrange driver with an aluminum membrane.

A patented technology uses exchangeable DCRs (Directivity Control Ring) to tailor the directional characteristics in the mid-frequency range to conditions in the listening area. The different DCRs (three aluminum DCRs are included as standard) are used to influence the relationship between direct and diffuse sound in the listening area. Four powerful side-firing long-throw woofers ensure effortless performance. The special ICD configuration (Impluse Compensated Design) guarantees contoured bass reproduction free of any coloration due to unwanted mechanical vibrations. Simply put, the Concentro S 507 will satisfy the most discerning listeners by reproducing audio signals to perfection, across the entire frequency spectrum and at all volumes.



**S = SMALL + SUPERIOR**





**POWERFUL,  
FOR  
DEMANDING  
EARS**



NAVIS

**ELEGANT  
DESIGN,  
SPECTACULAR  
PERFORMANCE**

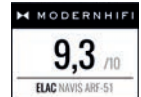


## NAVIS / Moored alongside music.

The new NAVIS Series safely navigates in search of precious notes in music. The goal of development was to achieve a result that was greater than the sum of its parts. The active NAVIS Series features the new eye-catching design with trapezoid shaped cabinets and a characteristic bottom plate made of die-cast aluminum.

The new drivers are equipped with aluminum cones while the 25 mm soft-dome tweeter is arranged concentrically. The active NAVIS Series uses highly efficient, but analog-sounding BASH® amplifiers for the low and midrange, while a class A/B amplifier drives the tweeter. The completely analog signal processing ensures

breathhtaking sound quality with maximum transparency and musicality at all times. Sublime sound served up with serious power.



### NAVIS ARF-51

This powered bookshelf speaker incorporating AirX<sup>2</sup> never disappoints. In any position, the ARF-51 exceeds expectations...with ease. It's a passionate performer that delights in revealing every musical nuance. NAVIS is not just a conventional active speaker, but can also function as a high-end wireless speaker with the help of Air-X<sup>2</sup>.

#### OPTIONAL ACCESSORIES:

The ARF-51 and the ARB-51 are compatible with the NAVIS Transwithter AIR-X2TW-BK,

Discovery Connect

Stand LS80 (NAVIS ARB-51)




### NAVIS ARB-51

A powered bookshelf speaker incorporating AirX<sup>2</sup>. Active and anything but conventional. The ARB-51 impresses with its carefully selected features, its sonic excellence, and style.







**BREATHTAKING  
DESIGN,  
GROUNDBREAKING  
PERFORMANCE**

**VELA**

## VELA / Wind & Waves for your sound.

The ground-breaking design of the VELA Series is based on a sail. Feel the music like sound waves that are flooding the surroundings with unique characteristics.

This is a sophisticated design that combines brushed aluminum with top-class lacquered and wood

veneered cabinets, which have a trapezoid shape and are angled rearward. The Vela Series is eye-catching on the one hand yet supportive of smooth sound reproduction on the other. The sound of Vela reveals its direct connection to the highly successful 400 Series, but the new Vela Series offers even more: The new wa-

veguide which minimizes baffle reflections, the specially shaped baffle itself and the angling of the cabinet – they all improve the definition of sound. Together with drivers that are optimized to reproduce high-energy transients with greater precision, the Vela Series is also very much in keeping with the latest interior design trends.



### VELA FS 409

The VELA FS 409 holds no secret of its ambition: to deliver dynamic performances without compromise. A large membrane surface provides the low notes while midrange and JET driver units cover the rest. In one word: outstanding!

### VELA FS 407

The VELA FS 407 does not just occupy a room – it creates a tangible presence! Its elegant design and the materials used speak for themselves. Once the music starts to flow, the VELA FS 407 delivers an enchanting and masterful performance.



VELA FS 409




VELA FS 409



VELA FS 407





**WHEN THEATRICALITY  
HAS TO BE REPRODUCED  
IN ALL ITS FACETS, IN  
LOWS AND HIGHS**



**VELA** / Wind & Waves for your sound.



**VELA BS 403**

This isn't just another compact loudspeaker. From the very first notes, the VELA BS 403 captivates the listener. With its fullscale sound and stylish looks, the VELA BS 403 is a classy performer ... in every sense.

**BS  
403**

**OPTIONAL ACCESSORIES:**  
Stand LS 50, (BS 403) and grilles

**VELA CC 401**

The VELA CC 401 takes what the Vela Series brings to stereo sound and applies it to surround-sound applications. The VELA CC 401 is the perfect match for either the VELA FS 407 or the VELA FS 409.

**CC  
401**





**NO  
REASON  
TO HIDE**





## LINE 300 / The ultimate ELAC classic.

Looking back, it seems almost surreal. No-one could have predicted its subsequent success, but when the ELAC Elegant 305 first filled the room with sound over 25 years ago, listeners closed their eyes and lost themselves in the music – and the intervening years have flown by.



### Optional BS 302 wall bracket

Mount the BS 302 conveniently on the wall and align it precisely – the VLB 500 wall bracket by Vogels® allows you to install stereo or multi-channel setups quickly and conveniently.

**LESS SPACE,  
MORE SOUND**



### BS 302

Offering unmistakable style and sound: the BS 302 replaces the 301.2 and has one or two tricks up its sleeve. While a revised magnet system and modified crossover benefit the sound, the rear of the cabinet accommodate the optional and extremely practical wall bracket.

### BS 312

A compact 2-way, bass-reflex design, the BS 312 includes the multi-award-winning JET 5 tweeter and a new woofer, specially developed to ensure that electric signals are flawlessly converted into a superlative audio experience. This perfect partnership endows the BS 312 with unprecedented precision and dynamics in any position.



#### OPTIONAL ACCESSORIES:

- Stand Sat (BS 302)
- Stand LS 30 (BS 312)



**THE LITTLE  
BIG**

# STEREO- A PERFECT DUO



## LINE 260 / Beautiful sound perfected.

Finding the right attributes that describe the shape of the Line 260 is not easy. You could refer in technical terms to the convex surfaces or in design terms to the organic contours that blend in the design. Whichever way you look at it, the shape is simply beautiful. The technical components are on the side of visual restraint, but

pack a powerful audible punch. The latest-generation JET 5 tweeter and aluminum sandwich woofer are connected by Van den Hul internal wiring to crossovers that feature only the highest quality components. The exclusive use of air coils and film capacitors reveals an attention to detail fully in keeping with our ELAC philosophy.

Bringing sound to life in all its facets, awaking and maintaining a passion for music is a major undertaking ... and the Line 260 is the result of this endeavor.


### FS 267

Captivating the listener comes easily to the FS 267. With a delightfully neutral sound backed by effortless performance, it's at home in rooms of any size. From the deepest lows to silky highs ... and everything in between - the FS 267 never misses a beat.



### BS 263

The question arises how such a compact speaker is able to produce such a vast, all-pervasive sound. However, any desire to ponder the answer will be outweighed by the temptation to simply enjoy the music ... for many years to come.





# CONSISTENCY IN SOUND





## CARINA / A new classic.

Simple yet striking looks. Breathtaking sound. The Carina Series matches fresh visual elegance with remarkable sound to bring you what promises to be a new classic in ELAC's lineup. Developed from the award-winning

240 series and building on its performance, Carina continues ELAC's tradition of utilizing an AMT tweeter, chosen for its amazing clarity, dynamics and attack. To match this capability, a new proprietary aluminum-co-

ned woofer with a compound curved design is integrated seamlessly via a sophisticated multi-element crossover for an organic, life-like sound.



### CARINA BS 243.4

The first glimpse, the first sound, and the certainty that the CARINA BS 243.4 is the perfect choice. Built without compromise, this is simply an outstanding compact loudspeaker that will feed your desire for great music!

**OPTIONAL ACCESSORIES:**

Stand LS 50 (CARINA BS 243.4)



### CARINA CC 241.4

The CARINA CC 241.4 is the perfect center loudspeaker design. A picture of elegant restraint in a surround-sound system, it sets the tone with ease. A movie experience without it simply wouldn't be complete!



### CARINA FS 247.4

The CARINA FS 247.4 captivates listeners and takes them on a magical journey. Combining unashamed good looks with exceptional dynamics and musicality – it always delivers a stellar experience!

# DISTINCTIVE & ELEGANT





UNI-FI



BY  
ANDREW  
JONES





## Uni-Fi SERIES / By Andrew Jones.

A new chapter in coherent, concentric sound.

All three Uni-Fi loudspeakers - bookshelf, floorstanding and center-channel - employ a concentric driver.

Because of its ideal time-domain characteristics, a concentric design - combining a tweeter and midrange diaphragm within a single voice coil - delivers the most coherent and ac-

curate reproduction across the treble and midrange frequency spectrums.

Because of their high cost, concentric drivers are traditionally used in only the most expensive speakers. ELAC's chief engineer Andrew Jones explains how Uni-Fi speakers are built on the same foundation: "My goal with the original Uni-Fi series was to create a line of speakers with technology and

performance normally reserved for speakers costing significantly more, by going with a 3-way design and employing a new in-house developed concentric driver. With Uni-Fi, design-conscious listeners can enjoy the same outstanding sound along with more elegant proportions and slim, high-quality cosmetics."



### Uni-Fi FS U5

The flagship floorstander of the Uni-Fi series is a beautiful, precision instrument that offers advanced technology with its concentric midrange/high-frequency transducer and proprietary aluminum-cone drivers. These support a 3-way, bass-reflex design that delivers a sound and appearance unequalled at their price point. Add a subwoofer to create a very serious two-channel system, or use it as the heart of a no-compromise surround set up.

Grilles included

# UNSTOPPABLE



Concentric driver



### Uni-Fi BS U5

Space constraints should never compromise great sound, and the Uni-Fi BS U5 is the perfect solution when floor space is at a premium, but audiophile sound and refined good looks are not negotiable. Using the same outstanding driver and crossover components of its bigger brother, this compact, 3-way, bass-reflex monitor delivers the sonic signature of Uni-Fi in a smaller package.



### Uni-Fi CC U5

The perfect complement to a Uni-Fi surround-sound system, the elegant CC U5 paints a seamless center stage for music and film with a slim, 3-way, bass-reflex design that uses the same outstanding concentric driver that makes every model in the Uni-Fi series such a stand-out performer.

**DEBUT 2.0  
EACH TIME  
FEELS LIKE  
THE FIRST TIME**








## DEBUT 2.0 / By Andrew Jones.

Redesigned from the ground up, these speakers sound even more remarkable than the ones that sparked the revolution in affordable high-end sound. Few speakers have garnered such critical acclaim as the original Debut Series by ELAC. They established a new value proposition, with build quality and performance never before attainable at such an affordable price.

Debut “changed the game,” and now it’s changed again with the Debut 2.0 Series - proof that ELAC can’t leave well enough alone.



### Debut S10.2

Add the Debut 2.0 Series S10.2 powered subwoofer to your main speakers and hear bass you never knew existed. With 200 Watts\* built in, there’s plenty of power to deliver rock-solid low frequencies that make your favorite music and soundtracks come alive with the weight and presence of a live performance.



### Debut SUB 3010

Do you like bass? Advanced Bluetooth® control and Auto EQ let you operate the SUB3010 from your smartphone. A 10-inch bass driver, powered by a 400-Watt BASH amplifier and enhanced by a 10-inch passive radiator, creates awesome low frequencies and a stunning sense of realism.

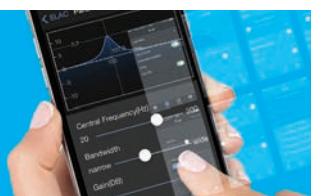


### Debut SUB 3030

A powerful app to control powerful bass. Advanced Bluetooth® control and Auto EQ let you operate the SUB3030 from your smartphone. A 12-inch bass driver, powered by a 1000-Watt BASH amplifier and enhanced by a 12-inch passive radiator, creates awesome low frequencies.

ELAC App-Control 2.0

Available for Apple® iPhone and Android™ devices.





#### **Debut F5.2**

With its new custom drivers and improved cabinet design, the Debut F5.2 is the foundation of a serious two-channel system or the nucleus of an impressive multi-channel setup. Add an app-enabled ELAC subwoofer and you have a full-range system that delivers big-league sound, affordably.



#### **Debut F6.2**

The pinnacle of ELAC's Debut 2.0 Series is the F6.2, a floorstander with credentials to play in the big leagues. Whether your aim is to build a formidable two-channel or surround-sound system for music and home theater, there isn't a more capable performer for anywhere near the price. It's a "no-excuses" speaker guaranteed to change your definition of value in high-end audio.

# DEBUT 2.0



**Debut A4.2**

Dolby Atmos technology expands the sonic landscape, creating a true 3-D space that you've got to hear to believe. With Dolby Atmos-enabled AV receivers and processors, simply add the Debut A4.2 to the top of your bookshelf or floorstanding speakers to achieve dimensionality that puts you in the middle of the music and the action.



**Debut C5.2**

To make a life-sized impression, a full-blown surround system needs a center channel just as formidable as the front-channel speakers. The new Debut C5.2 paints a majestic soundstage that makes movies and music come alive. New dual front ports allow placement in cabinets or against the wall without affecting bass frequencies.



**Debut C6.2**

For full scale and power, a serious surround system needs a center channel complementary - and equal to - the front-channel speakers. The new Debut C6.2 paints a majestic soundstage that makes movies and music come alive. New dual front ports allow placement in cabinets or against the wall without compromising bass frequencies.



**Debut OW4.2**

Finally, a no-compromise solution for a total surround-sound system when space is at a premium and performance is top of mind. The compact proportions of the Debut OW4.2 make installation on side or rear walls a breeze. Bring huge dimensionality to your system with a speaker that makes itself heard but barely seen.



**Debut B5.2**

Improving on its award-winning predecessor was no easy task, but the Debut B5.2 sets a yet higher standard, delivering performance in inverse proportion to its diminutive size. And it remains the best value in the world of bookshelf speakers, with sound that surpasses speakers that cost much, much more.



**Debut B6.2**

Improving on the B6 - a speaker with accolades from the global press and awards from industry professionals - was not an easy task. But constant improvement is what we do at ELAC, and the Debut B6.2 raises the bar for bookshelf performance higher than ever before. Any competition it has starts at many times its price.





**YOU CAN  
FEEL THE  
BASS**



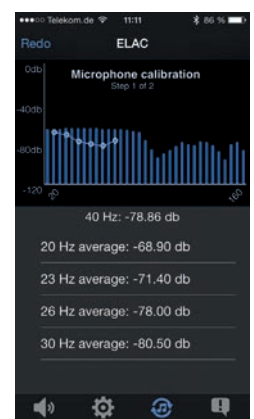
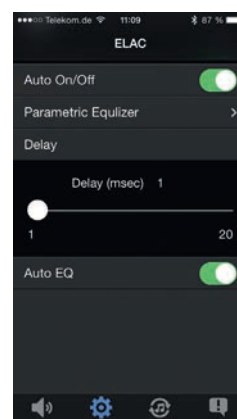
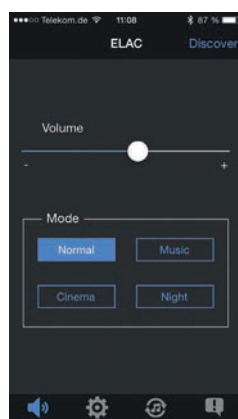
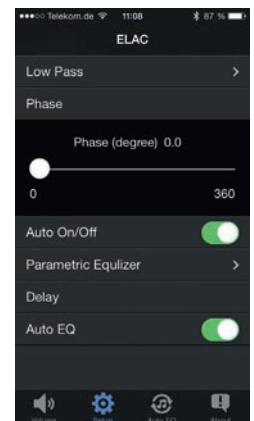
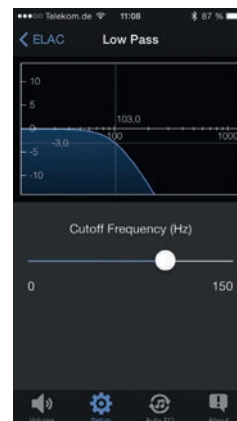
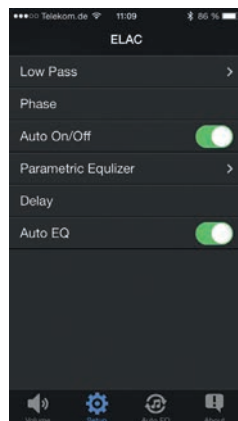
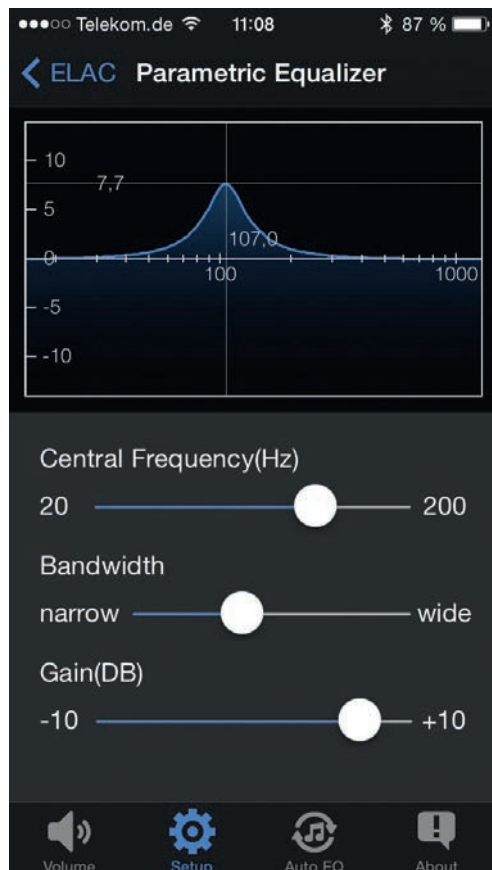
## SUBWOOFER / Do you need bass?

Choose from our range of subwoofers. What do they share in common? An intuitive but comprehensive app-based control interface. Simply pair your iPhone®, iPad® or an Android® device with the new ELAC subwoofers and adjust the sound to your preferences. A ELAC app required can be downloaded free of charge. Now what is really clever about the system is that there are no complicated network connections necessary as subwoofer and mobile device communicate directly via BLE (Bluetooth® Low Energy). For users, this means no more fiddly ad-

justments at the rear of the subwoofer – for instance, if you want more bass for a movie evening, or if you want to avoid disturbing the neighbors at the dead of night. Four preset modes can be selected at the touch of a finger: Normal, Music, Cinema, and Night. Those who want to explore the possibilities of the app control system further will discover genuine pro-audio options such as a parametric equalizer, a low-pass filter, and individual settings for power-saving auto-on function. However, perhaps the most exciting option is the calibration

function, which uses the microphone on your smartphone to listen to the volume, frequency response and sound reflections in the room before automatically optimizing the sound of your ELAC subwoofer. The ELAC subwoofers can be connected directly using analog cables or stereo RCA cables. In case of a SUB 3070, symmetrical wiring can be also used. And if you prefer to dispense with wires altogether, the new high-performance subwoofers are equipped with an ELAC Wireless Interface for wireless music transmission.

# APP-SOLUTE CONTROL



Sample screenshots from the app "SUB Control"

# FEEL IT



## SUB 3070

The Adante SUB 3070 delivers a colossal 1200 Watts of BASH amplifier power to dual 12-inch Aluminum Sandwich drivers, configured in an opposing configuration. Advanced Bluetooth® control, DSP and Auto EQ let you operate this no-compromise subwoofer from your smartphone. A steel base and included floor spikes ensure optimum performance.

**OPTIONAL ACCESSORIES:**  
NAVIS Transwither AIR-X2TW-BK

Compact designs that deliver spectacular performance: ELAC subwoofers integrate seamlessly into the overall sound while adding significant low-frequency impact and bringing music and movies to life.

While the choice of model can vary according to room size, all ELAC subwoofers offer impressive sound, superlative craftsmanship, and exceptional ease of use.



SUB 2070





**SUB 2050**

Entering the world of APP-controlled subwoofers: the SUB 2050 is a compact, but nevertheless very powerful subwoofer. The combination of a 300 mm woofer and a powerful 500 W BASH amplifier delivers an impressive reproduction of the lowest frequency range. Because of this, it is the perfect completion for compact bookshelf and floor standing speakers in stereo or multichannel applications.



**SUB 2070**

Not just a little more: The SUB 2070 is scarcely bigger than the SUB 2050, but its internal design is much more complex thanks to the Push-Push/Pull-Pull concept, which employs two 250 mm chassis placed in an opposing configuration and joined by a solid tension rod. The resulting lack of vibration ensures musical and precise reproduction, while the 600 W BASH® amplifier offers a huge dynamic range.




**Push-Push/Pull-Pull**

A look into the cut-off model of the SUB 2070 reveals the principle of two drivers, positioned opposite one another but electrically driven in parallel. Thanks to this, the acoustic performances of both drivers is added, but the mechanical forces cancel each other out. No mechanical vibrations will disturb the audio reproduction, the result is just pure sound.






**SUB 2030**

Low and dry, this is the sound of the SUB 2030 – just as it should be from a closed box subwoofer with a 250 mm driver. Particularly recommended for ELAC Cinema Set.



FOR THOSE WHO  
LIKE THE  
SILVERSCREEN



CINEMA



## CINEMA SETS / And action!



### CINEMA 10.2

For performance on a grand scale: the Cinema 10 Set delights from the very first moment with its combination of all-inclusive functionality and convenience. Thanks to the matching accessories, you will waste no time in finding the perfect position for the satellite loudspeakers. And with their elegant brushed aluminum cabinets, the end result is a visual treat.



### CINEMA 5.2


Impressive 360 ° surround sound and easy-to-set-up in the best combination: unpack, set up and enjoy. One setup for today, tomorrow... preferably for yesterday

(Also available in black.)



### CINEMA 30

Hi-Fi at its best ... and ultra-compact: the full complement of loudspeakers, but with dimensions that hide the true capabilities of the BS 302. The high-gloss paintwork also makes them an elegant addition to any interior. Supported by the powerful SUB 2030, they create a huge soundstage where even the finest details of movies and music are revealed and the lowest frequencies are felt as well as heard.





# 4 PI PLUS.2



## 4 Pi Plus.2 / Unfettered spatial realism.



### 4 Pi Plus.2

Experience something totally unique every time you press play. Unlike conventional tweeter designs, the 4Pi Plus.2 fully integrates the space behind the loudspeakers into the acoustic experience.

This makes the 4Pi Plus.2 tweeter the perfect addition to high-quality loudspeakers. It enables the sound to break free from the loudspeakers and fill the entire room – so you are literally immersed in the music.

Equipped with flexible options for adjusting sensitivity and the lower cutoff frequency, the 4Pi Plus.2 can be seamlessly integrated with virtually any loudspeaker. From gentle enhancement to subtle dominance – it is all a matter of personal preference. The ultimate winner is always the sound.



AC COMPLETED





**NOT JUST  
ANOTHER  
BRICK IN THE  
WALL**





## WS SERIES / On-wall.

Creating space for sound  
Finding the perfect position for the new Line WS models could not be easier. A little wall space is all that these loudspeakers need to unleash

their full potential. Despite their shallow cabinet depth of just 84 mm, they use the very latest chassis technology to deliver full-scale sound with deep bass.

Ideal for TV and surround-sound applications; perfect for music - conveniently mounted on the wall.

## WS 1665 / Big Boom + JET 5.

If you want that little bit extra, the WS 1665 equipped with two woofers is the loudspeaker of choice for large listening rooms or if higher playback levels are required. Offering a very similar sound to the WS 1645, but with even greater bass impact, the WS 1665 can also serve as a traditional center loudspeaker in combination with other models.



**Rear view**  
rear side with terminal and three different wall-mounting options



**Front view**  
with grill



**Front view**  
without grill

## WS 1645 / Great sound perfectly packaged.

The WS 1645 offers music reproduction without compromises ... in any frequency range. The resemblance to the award-winning BS 312 is obvious. After all, it uses the same powerful woofer incorporating AS-XR technology and the high-resolution JET 5 tweeter. The WS 1645 effortlessly reproduces deep bass that lacks nothing in terms of impact.



Flip it  
your way.





# 2 COLORS, 3 SIZES, 5 MODELS FOR A UNIQUE SOUND EXPERIENCE

## WS 1465 / Pure sound and simply on-wall.

Mounted horizontally or vertically, used as a center loudspeaker in multi-channel applications, or simply as the consummate entertainer in one of those occasions, in which you can turn the volume up a notch – the WS 1465 is the perfect choice for installations where high-quality reproduction is required.



## WS 1445 / Compact and popular.

It delivers a truly cinematic experience in traditional stereo ... naturally and also in surround sound. Combining a woofer using AS technology and a silk dome tweeter, this loudspeaker sounds exceptionally detailed and packs a powerful punch despite its compact dimensions.



### ACCESSORIES:

Magnetic grilles are included across the whole WS Series

### OPTIONAL ACCESSORIES:

Wall and ceiling bracket



## WS 1425 / Really small, really impressive.

Compact and powerful – the WS 1425 creates an extremely consistent soundstage across a wide listening area thanks to its coaxial drive unit. It is ideal for stereo and multi-channel applications. Its tonal balance also blends seamlessly with other models in the WS series.




**COMPACT  
AND POWERFUL  
SOUND**

**TURN YOUR  
MUSIC  
ON-WALL.**







**TIME TO  
DISCOVER...  
DISCOVERY  
SERIES**

## DISCOVERY SERIES / Discover music, experience the comfort.

The Discovery Music Server is designed to be the heart of a serious music system, offering playback of local and streaming music, rich multi-dimensional metadata and multi-room audio, all with an interface that

anyone can master in a few minutes. Keeping in line with quality music, the lossless, high-fidelity music streaming service Tidal® has been tightly integrated into the Discovery's software\*. Content from your local collection

and content from Tidal are presented in the same beautiful, easy-to-use interface.



**NOTE:**  
The Discovery can be controlled using the free Roon Essentials app for Windows, OS X, iOS, and Android. For further information please visit [www.elac.com](http://www.elac.com).



Between users and across devices, you can select from downloads, ripped CDs and streaming services. Your collection is supported by a rich library of images and information—an archive of material that adds depth, knowledge and excitement to your listening.





DISCOVERY  
**ELAC**

## Discovery Connect / Always connected.

The Discovery Connect is a vision to push thinking beyond the present. Bringing value through innovation. #The DS-C101 will refresh our entire product offering by adding streaming to your current system. The Connect supports streaming from Discovery Music Server, Bluetooth®, Spotify Connect, Airplay and Roon. A new technology that serves as a bridging product. Bringing streaming to high end audio.



# CONNECT



### Let's come together

Simply connect the Z3 to the Discovery Music Server. All systems from the Discovery Series are compatible with one another.





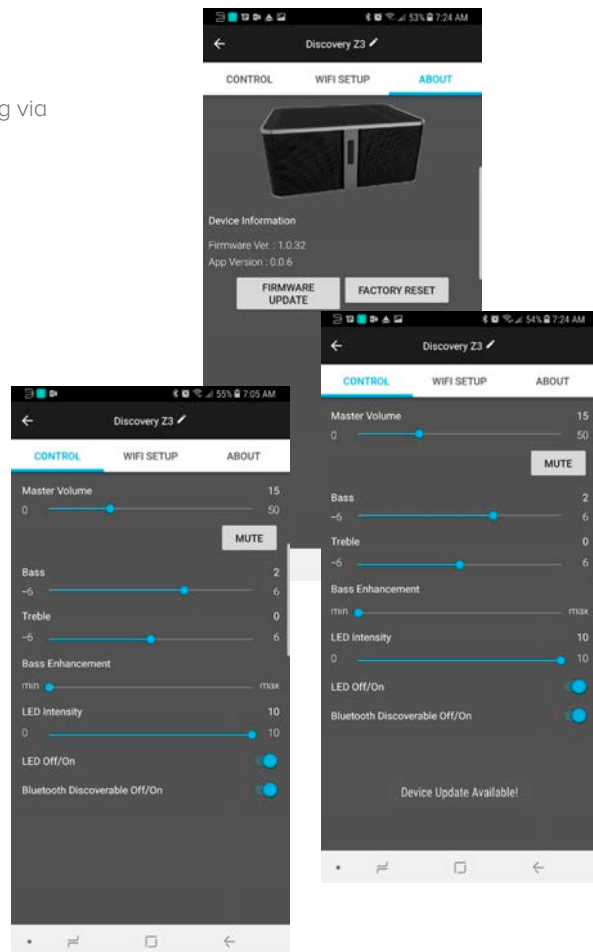
## Discovery Z3 Wireless Speaker / One for all.

Experience music ... throughout the home! The Discovery Z3, integrated into your home network using either a wireless or wired connection, enables high-quality playback of audio files in conjunction with the Discovery DS-S101-G Music Server. Two co-

axial drive units in the front combined with two passive radiators in the rear provide a full-bodied sound with truly impressive bass.



- **Streaming technologies:** Spotify Connect, Discovery Connect, Roon Ready, Bluetooth
- **RAAT** (Roon Advanced Audio Transport) Audio streaming via WLAN or Ethernet as a Discovery and Roon endpoint
- **Bluetooth 4.0** (A2DP)
- **Easy updating** the firmware via App
- **App control** via BLE (Bluetooth Low Energy)  
Volume control and mode selector on the front
- **Connectivity** (WiFi, Bluetooth, 3.5 mm, LAN)



# LET'S COME TOGETHER

# THE AMPLIFIER

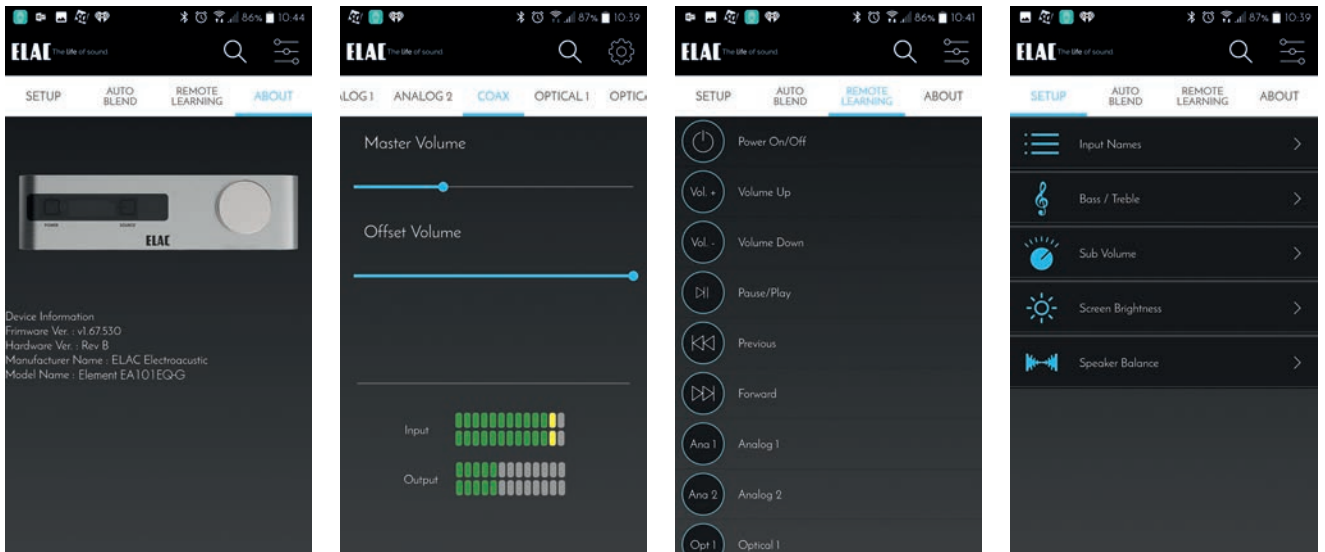
## DS-A101-G / More than just an amplifier.

While a handful of separates and integrated units offered great sound, none delivered the performance, flexibility and value essential for a product to carry the ELAC name. So where none existed before, the

engineers started with a clean sheet and simple design brief: build the most powerful, versatile, easy-to-use integrated amplifier imaginable; do it without compromising sound, reliability and a great user experience;

and price it so fairly that it becomes a hands-down choice, even when compared against units at many times the price. Discover power, performance and value.





Discover power, performance and value.

Room Ready®, Spotify Connect®, Dolby Digital Decoding®, Wi-Fi and Room EQ are only the beginning. The DS-A101-G integrated amplifier strikes the perfect balance of high-quality audio reproduction, features and value. The small form factor allows for

easy placement while still providing technologies and convenience not found on competing products. The amplifier makes quite a statement and is guaranteed to change the rules of the game for integrated amplifiers, with sound quality and feature-rich

control flexibility that make it the go-to solution for a no-compromise sound system. One you experience what it can do, your world of sound just might be altered forever.

**BASH®-amplification solution:**

At its heart is a BASH Tracking Amplifier delivering 80 watts per channel into either 4 or 8 ohm speakers.

**ABC Technology:**

The companion iOS and Android app measures the near-field response of main speakers and subwoofer, then pinpoints the subwoofer's optimal crossover frequency.

**App-rich control flexibility:**

ELAC's free iOS and Android app allows users to fully control and adjust their system.



**Consolidated home cinema:**

Due to its integrated Dolby Digital decoder, the EA101EQ-G turns into a convenient control center for your personal home cinema.







**MIRACORD LOVES VINYL,  
VINYL LOVES MIRACORD**

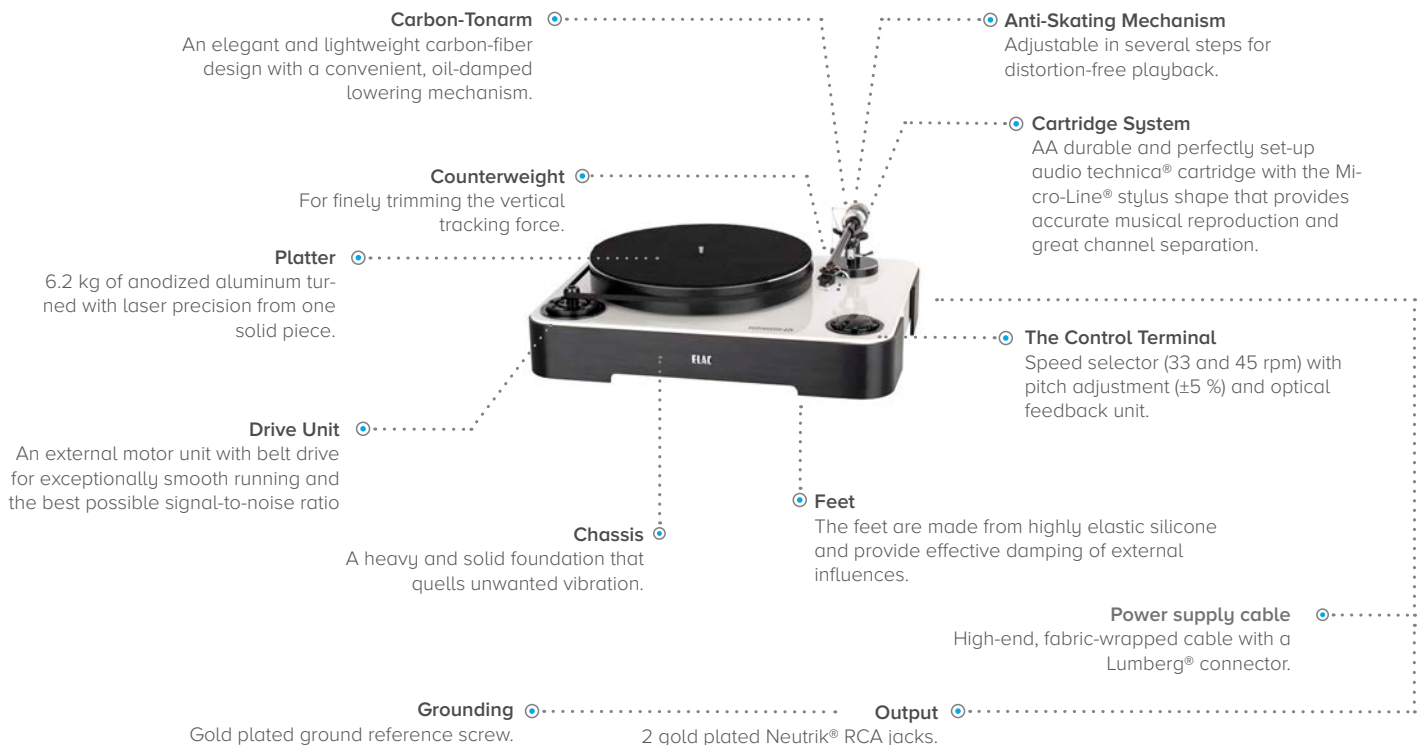


## MIRACORD 90 / Back to the roots.

The 5.5-kilogram MDF chassis rests on specially developed silicone feet that decouple the deck completely from the surface on which it is placed. The aluminum platter weighs 6.2 kilograms and sits on a sub-platter whose hardened steel axis rotates on a 8-mm ruby ball for minimal friction. The axis is mounted using high-quality sintered bronze bearing bushings. The motor is double-decoupled from the chassis and, therefore, from the

tonearm. Along with the rubber damping, the suspensions employed here use materials that have proven themselves in ELAC speakers. The newly developed tonearm made of carbon-fiber forms a perfect symbiotic relationship with the drive mechanism. The pickup with its MicroLine stylus was developed specifically for ELAC in cooperation with audio-technica® and comes as standard with each model. The Miracord 90 Anniversary

proves not only that turntable expertise is very much alive in Kiel – aided by the know-how of engineers from the golden era of the Miracord – but also that we understand the needs of vinyl fans. By revisiting the legendary chapter in the history of ELAC, we are sending a clear signal to the market as to what it can expect from Kiel in the near future: an expanded product range and, above all, a fascinating addition to the brand.



MIRACORD  
ANNIVERSARY 90



White High Gloss



Walnut Oiled



Black Edition



Black High Gloss



Walnut High Gloss

All turntables of the Miracord 90 series are available with an optional dust cover.





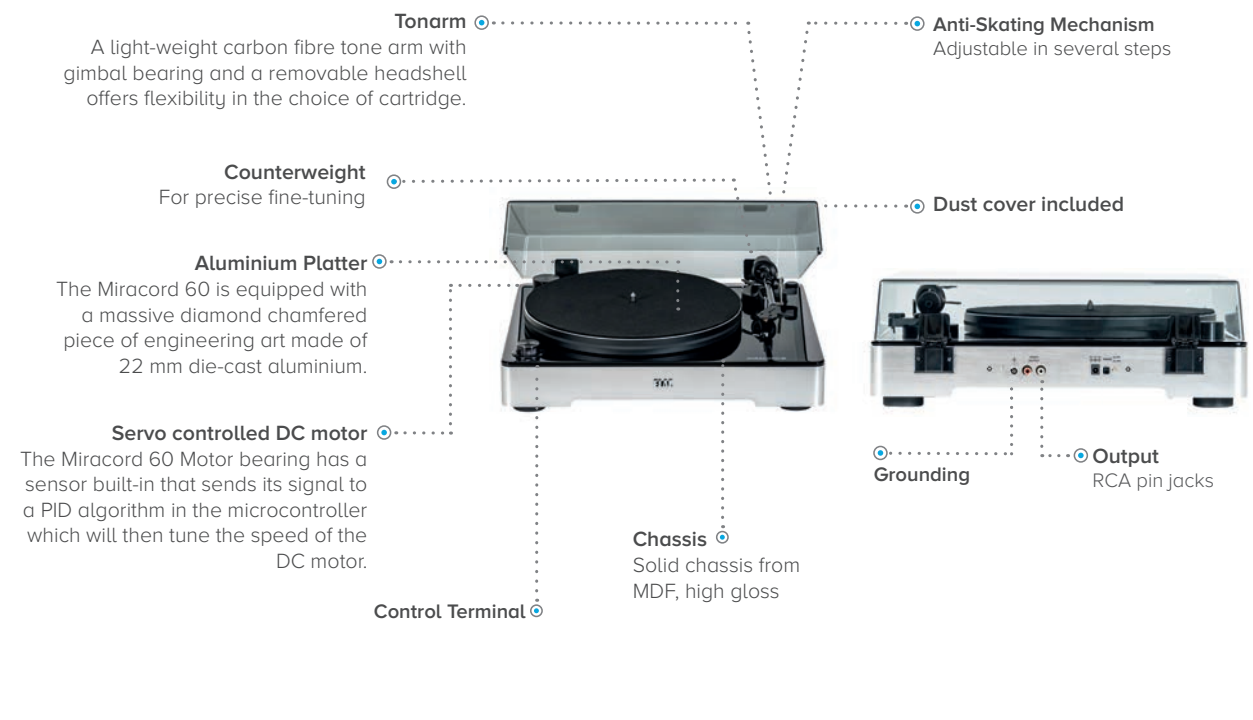
## MIRACORD 60 / Back to the 60s.

In 2016, the name Miracord was re-established in the high-end audio community. Three years and three product launches later, the Miracord 60 is ready to continue the unique ELAC audiophile turntable saga. The Miracord 60 was designed to bring

the world-renowned and eye-catching design of the successful Miracord 90 to a new class of ELAC turntables. The result is a turntable that does not deny its lineage while emphasising its individuality. The new Miracord 60 embodies the meaning of smooth vinyl



precision to perfection at the most important price point for turntables.







# IN MEMORY OF THE SWINGING 60s



## MIRACORD 50 / Smooth vinyl precision.

The Miracord 50 is the perfect choice for those building a new LP collection, or for rediscovering the magic of an existing record library. ELAC's Miracord 50 turntable is designed to deliver exceptional vinyl transcription, inspired by the iconic

Miracord name from the Golden Age of Stereo when turntables reigned supreme. The Miracord 50 is carefully engineered with a belt-drive motor and aluminum die-cast platter. A precision static-balanced, straight-tube tonearm with

removable headshell features a factory-mounted MM phono cartridge. Designed with convenience in mind, the Miracord 50 is equipped with a built-in phono preamplifier, allowing you to add this turntable to any music system.

### Anti-resonant chassis

Superior isolation is achieved with a chassis designed to minimize the sonic effects of vibration and feedback.

### Precision tonearm and cartridge

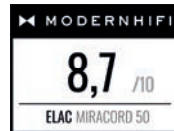
The tonearm is a static-balance, straight-tube design with precision bearings, built-in anti-skate adjustment and removable bayonet-style headshell.

### Built-in phono equalizer amplifier

Unlike most turntables, the Miracord 50 comes complete with a built-in phono preamp for correct RIAA equalization. Just plug it in and enjoy rich LP sound!



 Dust cover included



# MIRACORD 50







**ALCHEMY**

**ABOVE  
SCIENCE**



## ALCHEMY SERIE / The art of Alchemy, completely reinvented.

Designed ground-up by the ELAC team, the new Alchemy Series gives birth to a marriage of technologies, bringing further advances to a name known for delivering performance and build quality far exceeding its price. Every component incorporates

relevant, well-thought-out features and topology that are relevant to critical listeners, like discrete implementation of power supply, amplifier and signal processing to bring you best-in-class sound. With years of experience in award-winning analog

and digital products, the Alchemy Series establishes a new standard for value in the world of high-end audio separates.

**Power Amplifier DPA-2**



**Phono Preamp PPA-2**



**DAC / Preamp Streamer DDP-2**



### ALCHEMY DPA-2:

The Alchemy DPA-2 Power Amplifier is about dynamic musicality, thanks to design that combines Class A circuit topology composed of discrete FETs and a linear power supply using a toroidal transformer. The pure analog input stage preserves all the detail and nuance of the most delicate passages. The Class D output stage with switching power supply results in impressive output combined with cool-running efficiency.



### ALCHEMY PPA-2:

The Alchemy PPA-2 is a full-featured phono preamp that uses all analog, discrete FET gain and EQ stages to transform microscopic grooves in vinyl into stunningly lifelike music. The PPA-2 can be tailored to specific cartridge requirements, with switchable gain for each channel, MC cartridge loading, and stereo or mono operation. A selection of RCA or XLR inputs and outputs adds even more flexibility to the most versatile phono preamp in its class.



### ALCHEMY DDP-2:

The Alchemy DDP-2 combines three components in one elegant piece of gear to give you the highest-quality digital-to-analog converter, preamp and digital streamer we know how to make. Then we combined it in a single chassis only 1U (1.75 inches) high. The preamplifier offers maximum flexibility, while incorporating DAC and streaming functions to make the DDP-2 the centerpiece of your digital system.



EL

EL

EL



**A**

**E**

The image features a vibrant yellow background with a repeating pattern of blue audio connectors, specifically 3.5mm jacks, arranged in a circular, sunburst-like pattern. The connectors are oriented radially, pointing outwards from the center. In the middle of this circular arrangement, the word "ACCESSORIES" is written in a bold, pink, sans-serif font.

**ACCESSORIES**

## ACCESSORIES / Perfect support.



### Speaker stand LS 80

More freedom for your NAVIS ARB-51. Its attractive design integrates perfectly into any living surroundings. (Available gray)



### Speaker stand LS 30

High Gloss Black, High Gloss White  
- Can be used with: BS 312, BS 263 and other compact loudspeakers.



### LS Stand SAT

The LS Stand SAT (Textured Black Satin) puts the ultra-compact BS 302 on center stage and is optimized to enable convenient positioning of loudspeakers in any room.



### Stand LS 50

High Gloss Black, High Gloss White  
Satin Matt Black, Satin Matt White:  
whoever has the choice - CARINA BS 243.4 and VELA BS 403 find their stable partner here.



### Grille VELA

You can cover the woofers and tweeters easily with just one click, without atng distracted or even taking your eyes off the VELA design. The sets of grilles are available as an optional accessory.



### Ultimate Spike Set

Metal, High Gloss Black Chrome  
Thread: M8 - Can be used with:  
240.3 and 500 lines



# TAKE IT



### NAVIS Transwithter AIR-X2TW-BK

Long and tied cables are now a thing of the past. The NAVIS transwithter offers you the flexibility to connect your source easily – without any cables across the room. A lossless connection provides a feeling of freedom for your own music.



### Wall and ceiling bracket, ceiling bracket

White painted metal;

Size 1 for WS 1425

Size 2 for WS 1445, WS 1645



### MIRACORD 90 Phono Cable

For best sound performance and signal accuracy the conductors are made of oxygen free copper (OFC). Because of the sandwich construction of the shielding an optimum channel separation and a perfect shielding against RF interference is achieved. The shielding consists of aluminum film covered by an additional copper meshwork. The separately leaded chassis ground connection allows a connection of the turntable's metal chassis to the phono preamp housing without having a galvanic connection to signal ground.



### LMB CABLE

This high grade power cable supplies your Miracord 90 with even cleaner voltage. Because of the special coupling-out of the supply voltage from the classic purely analogue power supply, the voltage is free from RF-disturbances. The cable comes tailored with the fitting plugs for PPA-2 and Miracord 90. Let the undiluted vinyl enjoyment begin...



## TECHNICAL SPECIFICATIONS

### CONCENTRO

### CONCENTRO

### CONCENTRO M

### CONCENTRO S 507

Height	1680 mm with spikes	1450 mm with spikes	1220 mm with spikes/washer
Width	460 mm with base	406 mm with base	270 mm with spikes/washer
Depth	610 mm with base	535 mm with base	380 mm with spikes/washer
Weight	152 kg	90 kg	37 kg
Type	4-Way, bass reflex	3-Way, bass reflex	4-Way, bass reflex
Woofers	4 x 250 mm Ø, AS Cone	4 x 220 AS mm Ø, Cone	4 x 150 AS mm Ø, Cone
Low-Midrange	1 x 220 mm Ø, AS-XR Cone	-	1 x 180 mm Ø, AS-XR Cone
High-Midrange	1 x 70   140 mm Ø, AS-XR ring radiator	1 x 70   140 mm Ø, AS-XR ring radiator	1 x 50   130 mm Ø AL Cone ring radiator
Tweeter	1 x JET 5 Core, modified	1 x JET 5 Core, modified	1 x JET 5c
Crossover frequency	120   360   2700 Hz	180   2700 Hz	120   400   2600 Hz
Nominal power handling	400 W	300 W	240 W
Peak power handling	600 W	400 W	300 W
Minimal impedance	3,0 Ω at 620 Hz	2,8 Ω at 380 Hz	3,0 Ω at 60 Hz
Frequency range (IEC 268-5)	18 – 50000 Hz	24 – 50000 Hz	24 – 50000 Hz
Sensitivity	90 dB / 2,83 V/m	88 dB / 2,83 V/m	88 dB / 2,83 V/m
Suitable for amplifiers from ... to	4 – 8 Ω	4 – 8 Ω	4 – 8 Ω
Nominal impedance	4 Ω	4 Ω	4 Ω
Recommended amplifier power	80 – 600 W/channel	80 – 600 W/channel	60 – 500 W/channel
Finishes	Black High Gloss, White High Gloss	Black High Gloss, White High Gloss	Black High Gloss, White High Gloss
Accessories included in delivery	bi-wiring set, gloves, tool set, trolley, spikes, washer*	bi-wiring set, gloves, tool set, spikes, washer*	bi-wiring set, gloves, spikes, washer*

\* Washer for spike sensitive floors.

**VELA SERIES**

Height x Width x Depth  
 Weight  
 Type  
 Woofer  
 Midrange  
 Tweeter  
 Crossover frequency  
 Frequency range (IEC 268-5)  
 Sensitivity  
 Suitable for amplifiers from ... to  
 Recommended amplifier power  
 Nominal | Peak power handling  
 Nominal | Minimum impedance  
 Finishes  
 Accessories included  
 in delivery

**VELA FS 409**

1307 x 276 x 332 mm  
 32,1 kg  
 3 ½-Way, bass reflex  
 2 x 180 mm Ø, AS-XR Cone  
 1 x 150 mm Ø, AS XR Cone  
 1 x JET 5  
 140 | 360 | 2700 Hz  
 28 – 50000 Hz  
 89 dB at 2,83 V/m  
 4 – 8 Ω  
 40 – 450 W/channel  
 200 | 280 W  
 4 | 3,4 Ω at 105 Hz  
 Black High Gloss,  
 White High Gloss,  
 Walnut High Gloss  
 Base plate, bi-wiring set,  
 M8 spiked/washer

**VELA FS 407**

1000 x 229 x 266 mm  
 19,1 kg  
 2 ½-Way, bass reflex  
 2 x 150 mm Ø, AS-XR Cone  
 (150 mm)  
 1 x JET 5  
 450 | 2400 Hz  
 30 – 50000 Hz  
 88 dB at 2,83 V/m  
 4 – 8 Ω  
 40 – 300 W/channel  
 130 | 170 W  
 4 | 3,5 Ω at 200 Hz  
 Black High Gloss,  
 White High Gloss,  
 Walnut High Gloss  
 Base plate, bi-wiring set,  
 M8 spiked/washer

**VELA CC 401**

191 x 653 x 233 mm  
 11,8 kg  
 2 ½-Way, bass reflex  
 2 x 150 mm Ø, AS-XR Cone  
 (150 mm)  
 1 x JET 5  
 450 | 2400 Hz  
 32 – 50000 Hz  
 88,5 dB at 2,83 V/m  
 4 – 8 Ω  
 40 – 250 W/channel  
 120 | 160 W  
 4 | 3,6 Ω at 180 Hz  
 Black High Gloss,  
 White High Gloss,  
 Walnut High Gloss  
 bi-wiring set

\* Washer for spike sensitive floors.

**VELA SERIES**

Height x Width x Depth  
 Weight  
 Type  
 Woofer  
 Tweeter  
 Crossover frequency  
 Frequency range (IEC 268-5)  
 Sensitivity  
 Suitable for amplifiers from ... to  
 Recommended amplifier power  
 Nominal | Peak power handling  
 Nominal | Minimum impedance  
 Finishes  
 Accessories included  
 in delivery

**VELA BS 403**

362 x 191 x 240 mm  
 7,1 kg  
 2-Way, bass reflex  
 1 x 150 mm Ø, AS-XR Cone  
 1 x JET 5  
 2400 Hz  
 41 – 50000 Hz  
 86 dB at 2,83 V/m  
 4 – 8 Ω  
 40 – 200 W/channel  
 70 | 100 W  
 4 | 3,2 Ω at 260 Hz  
 Black High Gloss,  
 White High Gloss,  
 Walnut High Gloss  
 bi-wiring set



## NAVIS SERIES

Height x Width x Depth

Weight

Type

Woofers

Midrange

Tweeter

Crossover frequency

Frequency range (IEC 268-5)

Max. amplifier power

Finishes

## ARF-51

1025 x 189 x 240 mm

21 kg

3-Way, active, bass reflex

2 x 150 mm Ø,  
aluminium cone

1 x 100 mm Ø,  
aluminium cone

1 x 25 mm Ø,  
soft dome

450 | 2550 Hz

43 – 28000 Hz

300 W Bash®

Black High Gloss,  
White High Gloss

## ARB-51

345 x 189 x 240 mm

8,1 kg

3-Way, active, bass reflex

1 x 150 mm Ø,  
aluminium cone

1 x 100 mm Ø,  
aluminium cone

1 x 25 mm Ø,  
soft dome

2700 Hz

44 – 28000 Hz

300 W Bash®

Black High Gloss,  
White High Gloss

## LINE 300

Height x Width x Depth

Weight

Type

Woofers

Tweeter

Crossover frequency

Frequency range (IEC 268-5)

Sensitivity

Suitable for amplifiers from ... to

Recommended amplifier power

Nominal | Peak power handling

Nominal | Minimum impedance

Finishes

Accessories included  
in delivery

## BS 312

208 x 123 x 282 mm

7,2 kg

2-Way, bass reflex

1 x 115 mm Ø, AS-XR Cone

1 x JET 5

3.200 Hz

42 – 50000 Hz

87 dB at 2,83 V/m

4 – 8 Ω

50 – 150 W/channel

75 | 100 W

4 | 3,4 Ω at 280 Hz

Black High Gloss,  
White High Gloss

Metall-metal grille

## BS 302

121 x 91 x 111 mm

1,3 kg

2-Way, closed

85 x 115 mm Ø, AS oval

1 x 20 mm Ø, soft dome

80 | 2390 Hz

80 – 35000 Hz

86 dB at 2,83 V/m

4 – 8 Ω

20 – 120 W/channel

60 | 75 W

4 | 3,5 Ω at 1.200 Hz

Black High Gloss,  
White High Gloss

Metall-metal grille

**LINE 260**

Height x Width x Depth	1021 x 240 x 285 mm
Weight	19,8 kg
Type	2 ½-Way, bass reflex
Woofer	2 x 150 mm Ø, AS XR Cone
Midrange	(150 mm)
Tweeter	1 x JET 5
Crossover frequency	500   2500 Hz
Frequency range (IEC 268-5)	30 – 50000 Hz
Sensitivity	88,5 dB at 2,83 V/m
Suitable for amplifiers from ... to	4 – 8 Ω
Recommended amplifier power	30 – 250 W/channel
Nominal   Peak power handling	120   160 W
Nominal   Minimum impedance	4   3,4 Ω at 190 Hz
Finishes	Black High Gloss, White High Gloss
Accessories included in delivery	Magn. fixed fabric grille

**FS 267****BS 263**

Height x Width x Depth	285 x 192 x 285 mm
Weight	6,6 kg
Type	2-Way, bass reflex
Woofer	1 x 150 mm Ø, AS XR Cone
Midrange	–
Tweeter	1 x JET 5
Crossover frequency	2500 Hz
Frequency range (IEC 268-5)	41 – 50000 Hz
Sensitivity	87,5 dB at 2,83 V/m
Suitable for amplifiers from ... to	4 – 8 Ω
Recommended amplifier power	30 - 150 W/channel
Nominal   Peak power handling	60   80 W
Nominal   Minimum impedance	4   3,7 Ω at 230 Hz
Finishes	Black High Gloss, White High Gloss
Accessories included in delivery	Magn. fixed fabric grille

**CARINA SERIES**

Height x Width x Depth	1100 x 240 x 245 mm
Weight	16,4 kg
Type	2 ½-Way, bass reflex
Woofer	2 x 150 mm Ø, aluminium
Midrange	(150 mm)
Tweeter	1 x JET folded ribbon
Crossover frequency	250   2500 Hz
Frequency range (IEC 268-5)	34 – 30000 Hz
Sensitivity	87 dB at 2,83 V/m
Suitable for amplifiers from ... to	4 – 8 Ω
Recommended amplifier power	30 – 200 W/channel
Nominal   Peak power handling	120 W/channel
Nominal   Minimum impedance	6 Ω
Finishes	Satin Matt Black, Satin Matt White
Accessories included in delivery	Base plate, bi-wiring set,

**FS 247.4****BS 243.4**

Height x Width x Depth	319 x 216 x 245 mm
Weight	6,7 kg
Type	2-Way, bass reflex
Woofer	1 x 150 mm Ø, aluminium
Midrange	–
Tweeter	1 x JET folded ribbon
Crossover frequency	2700 Hz
Frequency range (IEC 268-5)	46 – 30000 Hz
Sensitivity	85 dB at 2,83 V/m
Suitable for amplifiers from ... to	4 – 8 Ω
Recommended amplifier power	30 – 150 W/channel
Nominal   Peak power handling	100 W/channel
Nominal   Minimum impedance	6 Ω
Finishes	Satin Matt Black, Satin Matt White
Accessories included in delivery	bi-wiring set

**CC 241.4**

Height x Width x Depth	212 x 620 x 198 mm
Weight	10,2 kg
Type	2 ½-Way, bass reflex
Woofer	2 x 150 mm Ø, aluminium
Midrange	(150)
Tweeter	1 x JET folded ribbon
Crossover frequency	250   2500 Hz
Frequency range (IEC 268-5)	50 – 30000 Hz
Sensitivity	87 dB at 2,83 V/m
Suitable for amplifiers from ... to	4 – 8 Ω
Recommended amplifier power	30 – 200 W/channel
Nominal   Peak power handling	120 W/channel
Nominal   Minimum impedance	6 Ω
Finishes	Satin Matt Black, Satin Matt White
Accessories included in delivery	bi-wiring set

**Uni-Fi SERIES**

Height x Width x Depth  
 Weight  
 Type  
 Woofer  
 Midrange  
 Tweeter  
 Crossover frequency  
 Frequency range (IEC 268-5)  
 Sensitivity  
 Suitable for amplifiers from ... to  
 Recommended amplifier power  
 Nominal | Peak power handling  
 Finishes  
 Accessories included in delivery

**FS U5**

980 x 178 x 293 mm  
 18,0 kg  
 3-Way, bass reflex  
 3 x 130 mm Ø, aluminium  
 40 | 100 mm Ø, aluminium  
 1 x 25 mm Ø, soft dome  
 270 | 2700 Hz  
 42 – 25000 Hz  
 85 dB at 2,83 V/m  
 4 – 8 Ω  
 50 – 150 W/channel  
 140 W  
 Satin Matt Black,  
 Satin Matt White  
 Magn. fixed fabric grille

**BS U5**

339 x 178 x 293 mm  
 7,5 kg  
 3-Way, bass reflex  
 1 x 130 mm Ø, aluminium  
 40 | 100 mm Ø, aluminium  
 1 x 25 mm Ø, soft dome  
 270 | 2700 Hz  
 46 – 25000 Hz  
 85 dB at 2,83 V/m  
 4 – 8 Ω  
 50 – 150 W/channel  
 140 W  
 Satin Matt Black,  
 Satin Matt White  
 Magn. fixed fabric grille

**CC U5**

498 x 178 x 293 mm  
 10,5 kg  
 3-Way, bass reflex  
 2 x 130 mm Ø, aluminium  
 40 | 100 mm Ø, aluminium  
 1 x 25 mm Ø, soft dome  
 270 | 2700 Hz  
 48 – 25000 Hz  
 85 dB at 2,83 V/m  
 4 – 8 Ω  
 50 – 150 W/channel  
 140 W  
 Satin Matt Black,  
 Satin Matt White  
 Magn. fixed fabric grille

**DEBUT 2.0 SERIES**

Height x Width x Depth  
 Weight  
 Type  
 Woofer  
 Tweeter  
 Crossover frequency  
 Frequency range (IEC 268-5)  
 Sensitivity  
 Suitable for amplifiers from ... to  
 Recommended amplifier power  
 Nominal | Peak power handling  
 Finishes  
 Accessories included in delivery

**B6.2**

375 x 195 x 266 mm  
 8,3 kg  
 2-Way, bass reflex  
 1 x 165 mm Ø, woven  
 Aramid®-Fiber  
 1 x 25 mm Ø, soft dome  
 2200 Hz  
 44 – 35000 Hz  
 87 dB at 2,83 V/m  
 4 – 8 Ω  
 20 – 120 W/channel  
 120 W  
 Black brushed vinyl  
 Fabric grille

**B5.2**

341 x 180 x 234 mm  
 5,2 kg  
 2-Way, bass reflex  
 1 x 130 mm Ø, woven  
 Aramid®-Fiber  
 1 x 25 mm Ø, soft dome  
 2200 Hz  
 46 – 35000 Hz  
 86 dB at 2,83 V/m  
 4 – 8 Ω  
 20 – 120 W/channel  
 120 W  
 Black brushed vinyl  
 Fabric grille

**OW4.2**

324 x 200 x 100 mm  
 4,2 kg  
 2-Way, bass reflex  
 1 x 100 mm Ø, woven  
 Aramid®-Fiber  
 1 x 25 mm Ø, soft dome  
 2500 Hz  
 70 – 35000 Hz  
 80 dB at 2,83 V/m  
 4 – 8 Ω  
 20 – 80 W/channel  
 80 W  
 Black brushed vinyl  
 Fabric grille



**DEBUT 2.0 SERIES**

	<b>F5.2</b>	<b>F6.2</b>	<b>C5.2</b>	<b>C6.2</b>
Height x Width x Depth	1016 x 180 x 234 mm	1097 x 195 x 266 mm	180 x 540 x 220 mm	193 x 539 x 266 mm
Weight	15,7 kg	19,9 kg	8,8 kg	10,5 kg
Type	3-Way, bass reflex	3-Way, bass reflex	2-Way, bass reflex	2-Way, bass reflex
Woofers	3 x 130 mm Ø, woven Aramid®-Fiber	2 x 165 mm Ø, woven Aramid®-Fiber	2 x 130 mm Ø, woven Aramid®-Fiber	2 x 165 mm Ø, woven Aramid®-Fiber
Midrange	–	1 x 165 mm Ø, woven Aramid®-Fiber dome	–	–
Tweeter	1 x 25 mm soft dome	1 x 25 mm soft dome	1 x 25 mm soft dome	1 x 25 mm soft dome
Crossover frequency	90   2200 Hz	90   2200 Hz	2200 Hz	2200 Hz
Frequency range (IEC 268-5)	42 – 35000 Hz	39 – 35000 Hz	55 – 35000 Hz	55 – 35000 Hz
Sensitivity	85,5 dB at 2,83 V/m	87 dB at 2,83 V/m	87 dB at 2,83 V/m	87 dB at 2,83 V/m
Suitable for amplifiers from ... to	4 – 8 Ω	4 – 8 Ω	4 – 8 Ω	4 – 8 Ω
Recommended amplifier power	20 – 140 W/Channel	30 – 150 W/Channel	20 – 120 W/Channel	20 – 120 W/Channel
Nominal   Peak power handling	140 W	140 W	120 W	120 W
Finishes	Black brushed vinyl	Black brushed vinyl	Black brushed vinyl	Black brushed vinyl
Accessories included in delivery	Fabric grille	Fabric grille	Fabric grille	Fabric grille

**DEBUT SUBWOOFER**

	<b>S10.2</b>	<b>SUB 3010</b>	<b>SUB 3030</b>
Height x Width x Depth	343 x 343 x 343 mm	364 x 343 x 343 mm	450 x 450 x 462 mm
Weight	13 kg	14,6 kg	22,8 kg
Type	1-Way, bass reflex	1-Way active, passive radiator	1-Way active, passive radiator
Woofers	1 x 250 mm Ø	1 x 250 mm Ø	1 x 300 mm Ø
Frequency range (IEC 268-5)	35 – 150 Hz	28 – 150 Hz	25 – 150 Hz
Maximum amplifier power	100 W	400 W	1000 W
Crossover frequency	50 – 150 Hz,	50 – 150 Hz, adjustable	50 – 150 Hz, adjustable
Finishes	Black brushed vinyl	Black brushed vinyl	Black brushed vinyl
Accessories included in delivery	–	Free ELAC SUB Control APP for iOS®7 and Android®4	Free ELAC SUB Control APP for iOS®7 and Android®4

**SUBWOOFER**

Height x Width x Depth  
 Wight  
 Type  
 Woofer  
 Frequency range (IEC 268-5)  
 Upper cut-off frequency  
 Maximal amplifier power  
 Finishes  
 Accessories included  
 in delivery

**SUB 3070**

435 x 518 x 477 mm  
 33,6 kg  
 1-Way active, 2 woofer in closed box, Push-Push/Pull-Pull  
 2 x 300 mm Ø, AS cone  
 18 – 180 Hz  
 40 – 150 Hz, continuously adjustable  
 1200 W  
 Black High Gloss, White High Gloss, Rosewood Veneer  
 Free Elac Sub Control App for iOS® 7 and Android® 4.0 (and above)

**SUB 2070**

475 x 360 x 385 mm  
 32 kg  
 1-Way active, 2 woofer in closed box, Push-Push/Pull-Pull  
 1 x 300 mm Ø  
 18 – 180 Hz  
 40 – 150 Hz  
 600 W  
 Black High Gloss, White High Gloss  
 Free BLE Control APP for iOS®7 and Android®4

**SUBWOOFER**

Height x Width x Depth  
 Wight  
 Type  
 Woofer  
 Frequency range (IEC 268-5)  
 Maximal amplifier power  
 Finishes  
 Accessories included  
 in delivery

**SUB 2050**

440 x 380 x 380 mm  
 22 kg  
 1-Way active, in closed box  
 1 x 300 mm Ø, AS Cone  
 19 – 180 Hz  
 500 W  
 Black High Gloss, White High Gloss  
 Free Elac Sub Control App for iOS® 7 and Android® 4.0 (and above)

**SUB 2030**

356 x 300 x 315 mm  
 14 kg  
 1-Way active, in closed box  
 1 x 250 mm Ø, Cone  
 20 – 180 Hz  
 350 W  
 Satin Matt Black, Satin Matt White  
 -

**S5.2**

356 x 305 x 305 mm  
 9,5 kg  
 1-Way, bass reflex  
 1 x 200 mm Ø, Cone  
 40 – 150 Hz  
 100 W  
 Black brushed vinyl  
 -

LINE CINEMA	BS 302	CINEMA 2 SAT	CINEMA XL CENTER
Height x Width x Depth	121 x 91 x 111 mm	132 x 88 x 102 mm	88 x 290 x 102 mm
Weight	1,3 kg	0,95 Kg	2,1 kg
Type	2-Way, closed	2-Way, closed	2-Way, closed
Woofer	85 x 115 mm Ø, AS oval	1 x 80 mm Ø, Cone	2 x 80 mm Ø, Cone
Tweeter	1 x 20 mm Ø, soft dome	1 x 19 mm Ø, ring dome	1 x 25 mm Ø, ring dome
Crossover frequency	80   2390 Hz	90   3800 Hz	85   3800 Hz
Frequency range (IEC 268-5)	80 – 35000 Hz	90 – 21000 Hz	85 – 21000 Hz
Sensitivity	86 dB at 2,83 V/m	85 dB at 2,83 V/m	87 dB at 2,83 V/m
Suitable for amplifiers from ... to	4 – 8 Ω	4 – 8 Ω	4 – 8 Ω
Recommended amplifier power	20 – 120 W/channel	20 – 120 W/channel	20 – 150 W/channel
Nominal   Peak power handling	60   75 W	45   65 W	60   80 W
Nominal   Minimum impedance	4   3,5 Ω at 1.200 Hz	6   4,8 Ω at 450 Hz	6   4,8 Ω at 450 Hz
Finishes	Black High Gloss, White High Gloss	Black Aluminium High Gloss	Black High Gloss
Accessories included in delivery	Metal grille	Metal grille	Metal grille

Technical specifications of the Subwoofer from the Cinema Line: Subwoofer SUB 2030 and S10.2 and S5.2

#### 4 PI PLUS.2

Height x Width x Depth	143 x 150 x 250 mm
Weight	4 kg
Type	super-tweeter
Tweeter	1 x 4Pi II - ribbon
Crossover frequency	10000   12000   15000 Hz
Frequency range (IEC 268-5)	10000 – 53000 Hz
Sensitivity	84 to 92 dB at 2,83 V/m, adjustable
Suitable for amplifiers from ... to	4 – 8 Ω
Recommended amplifier power	20 – 400 W/channel
Nominal   Peak power handling	400   600 W
Nominal   Minimum impedance	6   3,5 Ω at >10.000 Hz
Finishes	Black High Gloss

**WS SERIES****WS 1665****WS 1645**

Height x Width x Depth	650 x 220 x 98 mm	400 x 220 x 98 mm
Weight	7,8 kg	4,7 kg
Type	2 ½-Way, bass reflex	2-Way, bass reflex
Woofers	2 x 115 mm Ø, AS-XR Cone	1 x 115 mm Ø, AS-XR Cone
Midrange	(115 mm)	–
Tweeter	1 x JET 5	1 x JET 5
Crossover frequency	600   3.600 Hz	3.400 Hz
Frequency range (IEC 268-5)	48 to 50.000 Hz	50 to 50.000 Hz
Sensitivity	89,5 dB at 2,83 V/m	88,5 dB at 2,83 V/m
Suitable for amplifiers	4 - 8 Ω	4 - 8 Ω
Recommended amplifier power	20 - 200 W/channel	20 - 150 W/channel
Nominal   peak power handling	100 W   130 W	70 W   100 W
Nominal   minimum impedance	4   4,2 Ω at 58 Hz	4   3,9 Ω at 400 Hz
Finishes	White or Black Satin Matte lacquer	White or Black Satin Matte lacquer
Accessories included	Two fabric grilles, magn. fixed	Two fabric grilles, magn. fixed

**WS SERIES****WS 1465****WS 1445****WS 1425**

Height x Width x Depth	650 x 220 x 98 mm	400 x 220 x 98 mm	220 x 220 x 98 mm
Weight	7,3 kg	4,3 kg	2,5 kg
Type	2 ½-Way, bass reflex	2-Way, bass reflex	2-Way, sealed
Woofers	2 x 115 mm Ø, AS Cone	115 mm Ø, AS Cone	85 x 115 mm Ø, AS oval
Midrange	(115 mm)	–	–
Tweeter	1 x 25 mm Ø, Fabric dome	1 x 25 mm Ø, Fabric dome	1 x 20 mm Ø, Fabric dome
Crossover frequency	600   2.700 Hz	2.900 Hz	70   2.900 Hz
Frequency range (IEC 268-5)	50 to 30.000 Hz	52 to 30.000 Hz	70 to 35.000 Hz
Sensitivity	89 dB at 2,83 V/m	88,5 dB at 2,83 V/m	87,5 dB at 2,83 V/m
Suitable for amplifiers	4 - 8 Ω	4 - 8 Ω	4 - 8 Ω
Recommended amplifier power	20 - 180 W/Channel	20 - 140 W/Channel	20 - 100 W/Channel
Nominal   peak power handling	90   120 W	65   90 W	60   75 W
Nominal   minimum impedance	4   4,3 Ω at 58 Hz	4   4,0 Ω at 360 Hz	4   3,2 Ω at 85 Hz
Finishes	White or Black Satin Matte lacquer	White or Black Satin Matte lacquer	White or Black Satin Matte lacquer
Accessories included	Two fabric grilles, magn. fixed	Two fabric grilles, magn. fixed	Fabric grilles, magn. fixed



## DISCOVERY MUSIC SERVER DS-S101-G

Height x Width x Depth	47,5 x 210 x 110 mm
Weight	0,9 kg
Connections	Analog outputs (independent zones): 2 Coaxial output (independent zone): 1 (up to 192 kHz 24-Bit) Optical output: 1 (up to 192 kHz 24-Bit Max) USB port (mass storage class): 1 USB 2.0 Ethernet port: 1 Gigabit Ethernet
End Point Support	Discovery, AirPlay, Roon Ready
Control & User Interface	Roon Essentials App for iOS (64-bit Devices), Android (4.4 and higher) Desktop Application: Windows (7, 8, and 10) and Apple OSX (10.8 and higher)
Format Support	WAV, AIFF, FLAC, ALAC, OGG, MP3, AAC 192 kHz / 24 Bit-Formats: WAV, AIFF, FLAC, ALAC Native Support for TOSLINK
Int. Streaming Services	TIDAL
Track Limit:	30,000 Tracks (Combination of Personal and Tidal Content)
Playback Modes	Gapless Playback, Crossfade, Shuffle und Repeat
Multi-Room Support	Type: Wired and Wireless Synchronized Audio: Yes
Synchronized Audio	Yes
Finish	Brushed anodized aluminium

## DISCOVERY CONNECT DS-C101W-G

Height x Width x Depth	47,5 x 210 x 110 mm
Weight	0,4 kg
Connections	Analog outputs (independent zones): 2  <u>Zone 1:</u> Native output. Digital: coaxial and optical (max. 192 kHz / 24 Bit)  <u>Zone 2:</u> Standard output. Digital: coaxial und optisch (max. 96 kHz / 24 Bit), analog (RCA, R and L)
End Point Support	Discovery, AirPlay, Spotify, Roon Ready, Bluetooth
Format Support	WAV, AIFF, FLAC, ALAC, OGG, MP3, AAC 192 kHz / 24 Bit-Formats: WAV, AIFF, FLAC, ALAC Native Support for TOSLINK
Multi-Room Support	2 zones, native and standard output

## DISCOVERY Z3 WIRELESS SPEAKER

Height x Width x Depth	279 x 127 x 191 mm
Weight	4,5 kg
Type	Active, passive radiator
Woofer	2 x 100 mm Ø woven Aramid®-Fiber, 2 x 100 mm Ø passive radiators
Midrange	–
Tweeter	2 x 25 mm Ø soft dome
Input (inkl. Wireless)	WLAN, Bluetooth, 3,5 mm analog
Control & User Interface	Z3 Control App for: iOS®- and Android® (>5.0)
End Point Support	Roon Ready®
Client operating system	Spotify Connect
Maximum amplifier power	140 Watt
Finish	Brushed anodized aluminium

## NAVIS TRANSWITHTER AIR-X2TW-BK

Height x Width x Depth	39 x 92 x 94 mm
Weight	0,2 kg
Type	2,4 GHz, uncompressed Audio, CD Quality
Frequency range	<5Hz ... 22,1 kHz
Input	2 x RCA (left / right)
Power supply	7,5 V DC

## DISCOVERY DS-A101-G WIFI STREAMING INTEGRATED AMPLIFIER

Height x Width x Depth	56 x 204 x 285 mm
Weight	2,5 kg
Power output	2 x 80 W, BASH®
Analog inputs	2
Digital inputs	2 total; 1 x optical, 1 x coaxial (192kHz 24-bit)
Ethernet input	1
Subwoofer output	1
Pre-Amp output	1 (L/R, Pre-Out)
Bluetooth Audio	Yes
Streaming	Discovery, Spotify Connect, AirPlay, Bluetooth, Roon-Ready, DLNA
Operation	Remote, iOS- and Android-App
Room Correction	ABC (Auto Blend & Calibrate)
Power supply (standby)	1,4 W

### TURNTABLES

Height x Width x Depth

Weight

Cartridge

Frequency range

Tracking force

DC resistance

Coil impedance

Recommended Load

Output voltage

Channel separation

Selectable speeds

Pitch

Outputs

Power supply

Finishes

### MIRACORD 90

170 x 470 x 360 mm

17,1 kg

Moving Magnet System  
by audio-technica®

20 Hz – 25 kHz

1,4 ± 0,4 g, 14 ± 4 mN

800 Ω ± 20 %

3,2 kΩ ± 20 % at 1 kHz

47 kΩ

2,2 – 4,9 mV

> 25 dB

33 – 45 U/min

± 5 %

2 goldplated Neutrik RCA  
connectors, goldplated  
ground connector

18 V, 18 W with Lumberg  
connector

Black High Gloss,  
White High Gloss,  
Walnut High Gloss,  
Walnut Oiled  
Black Edition

### MIRACORD 60

145 x 422 x 360 mm

8,2 Kg

-

-

0,5 - 3,0 g, 5 - 30 mN

-

-

-

-

> 20 dB

33 – 45 U/min

± 0,33 %

2 goldplated RCA connectors,  
goldplated ground connector

12 V DC, 0,5 A, 6 W

Black High Gloss

### MIRACORD 50

140 x 420 x 360 mm

5,5 Kg

AT91MM by audio-technica®

20 Hz – 20 kHz

2,0 ± 0,5 g, 20 ± 5 mN

400 Ω ± 20 %

1 kΩ ± 20 % at 1 kHz

47 kΩ

2,5 mV (Phono-Output)  
140 mV (Line-Output)

> 18 dB

33 – 45 U/min

-

2 goldplated RCA connectors,  
ground connector

12 V DC, 0,5 A, 6 W

Black High Gloss

## ALCHEMY SERIES

## DDP-2

Height x Width x Depth	50 x 445 x 380 mm (including jacks)
Weight	6,35 kg
Frequency range (digital/analog)	10 Hz – 20 kHz +/- 0,2 dB
Nominal THD+N (digital/analog))	<0,01 % / <0,001 %
Signal-to-Noise Ratio (1 kHz) (digital)	>110 dB
Samplerates	44,1; 48; 88,2; 96; 176,4; 192; 352,8; 384 kHz
Input Impedance	RCA = 18 kOhm, XLR = 36 kOhm
Output Impedance	50 Ω
Analog Inputs	1x XLR Balanced, 2x RCA Unbalanced
Analog Outputs	1x XLR Balanced, 1x RCA Unbalanced (Fixed Gain), 1x RCA Unbalanced (Variable)
Digital Inputs	USB, 2x coaxial, 2x optical, AES/EBU, 2x I2S (ALCHEMY & HDMI)
Streaming Inputs	ETHERNET, BLUETOOTH, WLAN
Streaming Services	PCM, DSD, DoP, ROON Endpoint, Spotify Connect, MQA (Coming Soon)
Finish	Black

## ALCHEMY SERIES

## DPA-2

## PPA-2

Height x Width x Depth	50 x 445 x 395 mm (including jacks)	50 x 445 x 380 mm (including jacks)
Weight	6,35 kg	5,44 kg
Max. Power Output/Channel (1% THD+N, 1 kHz)	325 W / channel at 4 Ohm (Stereo) 625 W / at 8 Ohm (Mono)	-
Frequency range	5 Hz – 20 kHz +/- 0,2 dB	10 Hz – 20 kHz +/- 0,2 dB
Nominal THD+N	<0,003 %	<0,005 %
Signal-to-Noise Ratio (1 kHz)	94 dB	>86 dB
Input Impedance	RCA = 12 kOhm, XLR = 19 kOhm	5 Ohm – 1 kOhm variabele or 47 kOhm
Output Impedance	0,03 Ohm at 1 kHz	50Ω
Channel Separation (1 kHz)	70 dB at 1 kHz	-
Input	Unbalanced Cinch, Balanced XLR	2x RCA (Unbalanced) or 1x Cinch + 1x XLR (Balanced)
Output	Binding post 5-way	1x XLR Balanced, 1x RCA Unbalanced
Finish	Black	Black

Deviations in design, colours, errors and technical changes reserved.  
For technical details, please consult [www.elac.com](http://www.elac.com)

### Photos, image rights & authors

Products: Marco Knopp - lichtundfeder.de and Elac GmbH, Design and image processing: Genie & Wahnsinn oHG

Page 2 ©Paweł Michałowski - stock.adobe.com, Page 4 ©adimas - stock.adobe.com, Page 6 ©virtua73 - stock.adobe.com, Page 8 ©deagreez - stock.adobe.com, Page 9 ©gunnar3000 - stock.adobe.com Leigh Prather ©Thomas Siepman - stock.adobe.com, ©sarbona777 - stock.adobe.com, ©mugurel - stock.adobe.com, Page 11 ©onzon - stock.adobe.com, Page 12 ©Christophe Baudot - stock.adobe.com Page 16 ©Zacarias da Mata - stock.adobe.com und ©Zacarias da Mata - stock.adobe.com, Page 18 ©alexnope - stock.adobe.com, Page 18 ©Victoria - stock.adobe.com, Page 20 ©Katarzyna Bialasiewicz Photographee.eu - stock.adobe.com, Page 20 ©tern99 - stock.adobe.com, Page 22 ©Max Krasnov stock.adobe.com, Page 22 ©Stephan Karg - stock.adobe.com, Page 24 ©archideaphoto - stock.adobe.com, Page 26 ©Piotr Michniewicz - stock.adobe.com, Page 26 ©Nut - stock.adobe.com, Page 30 ©Forgem Page stock.adobe.com, 34 ©George Dolgikh - stock.adobe.com, Page 43+35 ©imogi tock.adobe.com., Page 38 ©Christian Hillebrand - stock.adobe.com, Page 48 ©paseven - stock.adobe.com, Page 50 ©sosiukin - stock.adobe.com, Page 52 ©LIGHTFIELD STUDIOS - stock.adobe.com, Page 54 ©archideaphoto - stock.adobe.com, Page 56 + 58 © sljubisa - stock.adobe.com,



**ELAC** The life of sound.



ELAC  
Electroacoustic GmbH  
Fraunhoferstraße 16  
24118 Kiel  
tel. +49-431-64774-0

[www.elac.com](http://www.elac.com)

Errors and omissions excepted.  
Specifications and design features  
subject to change without notice.

iOS™ and iPhone™ are registered  
trademarks of Cisco Systems, Inc.,  
USA, licensed to Apple Inc., USA.  
Android™ is a registered trademark  
of Google Inc., USA.  
Bluetooth™ is a registered trade-  
mark of Bluetooth Special Interest  
Group, USA.