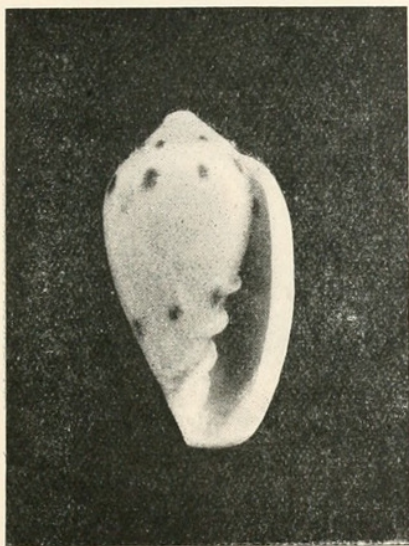


9.—*Two New Species of Marginella from South Africa.*—By LEWIS
J. SHACKLEFORD.

MARGINELLA TOMLINI sp. nov.

Shell. Four whorls rather obtusely conical, smooth and very polished, pale straw-coloured, with no markings except two rows of irregularly



J. S. Gladstone, photo.

FIG. 1.—*Marginella tomlini.* $\times 2$.



J. S. Gladstone, photo.

FIG. 2.—*Marginella tomlini.* $\times 2$.

oblong black spots on the body-whorl, the upper of which is continued round the upper whorls, the spots becoming rounder and smaller as they approach the apical whorls, which are plain and glassy. The lower begins near the margin and ascends spirally on to the uppermost plait. There are ten spots in this row, three of which are on the plait itself. Spire raised only about 3 mm. above the summit of the outer lip. Suture not impressed. Spire moderately convex. Aperture long., 15 mm.; lat. max. 3 mm. Margin moderately thickened. Columella with four well-defined plaits, the upper two being nearly straight and rather far apart, the lower two oblique. The outer lip

is white and smooth within and considerably curved. The plicae and margin are also white.

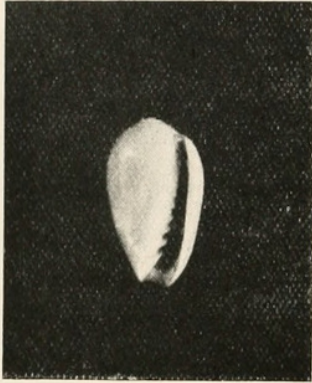
Long. 18 mm. ; lat. 9 mm.

Hab. Cape St. Blaize (S. Africa) N. by E. $\frac{1}{2}$ E., distant 68 miles—105 fathoms. s.s. "Pieter Faure."

Type unique in the South African Museum.


MARGINELLA TAYLORI sp. nov.

Shell. Subtriangular ovate, smooth, shining, colour pale cream with a faint yellow band round the base; spire blunt, the apex glassy; suture slightly impressed; whorls 4, the last whorl rising distinctly towards the aperture.



J. S. Gladstone, photo.

FIG. 3.—*Marginella taylori*. $\times 4$.



J. S. Gladstone, photo.

FIG. 4.—*Marginella taylori*. $\times 4$.

Columnella covered with a thin callus, with seven plaits, somewhat oblique, the three uppermost almost obsolete, the others well defined and rather far apart, the penultimate the largest, the last very oblique.

Aperture narrow for two-fifths of the upper part, thence widening as far as the base. Length of aperture 4 mm.; greatest width 5 mm.

Labrum moderately curved, thickened, finely lirate within, minutely denticulated along its entire length and inflected backwards in the lower part.

Long. 5 mm. ; diam. max. 2 mm.

Hab. Cape St. Blaize (S. Africa) N. by E. $\frac{1}{2}$ E., distant 68 miles—105 fathoms. s.s. "Pieter Faure."

Two specimens, one broken, in the South African Museum.

Named after Mr. J. Kidson Taylor (Buxton, Eng.), who has made *Marginella* a special study.

The apparent marking shown on the figures, especially the back view, is due to the partial erosion of the shell.



1916. "Two new species of Marginella from South Africa." *Annals of the South African Museum. Annale van die Suid-Afrikaanse Museum* 13, 193–194.

View This Item Online: <https://www.biodiversitylibrary.org/item/17335>

Permalink: <https://www.biodiversitylibrary.org/partpdf/33488>

Holding Institution

MBLWHOI Library

Sponsored by

MBLWHOI Library

Copyright & Reuse

Copyright Status: Public domain. The BHL considers that this work is no longer under copyright protection.

This document was created from content at the **Biodiversity Heritage Library**, the world's largest open access digital library for biodiversity literature and archives. Visit BHL at <https://www.biodiversitylibrary.org>.