

Efficiency of *Salicornia neei* to treat aquaculture effluent from a hypersaline and artificial wetland.

Mónica R. Diaz¹, Javier Araneda¹, Andrea Osses¹, Jaime Orellana², José A. Gallardo^{1*}

¹Escuela de Ciencias del Mar, Pontificia Universidad Católica de Valparaíso, Valparaíso, Chile

²Erwin Sander Elektroapparatebau GmbH, Uetze L. Eltze, Germany

* Correspondence: jose.gallardo@pucv.cl (José A. Gallardo); Tel.: (56 9 88542329)

Abstract: In this study we evaluated the potential of *Salicornia neei*, a halophyte plant native to South America, to treat saline effluents with simulated concentration of ammonium-N (Amm) and nitrate-N (Nit) similar to land-based marine aquaculture effluents. Plants were cultivated for 74 days in drainage lysimeters under three treatments of seawater fertilized with: 1) Nit+Amm, 2) Nit, or 3) without fertilizer (Control). Over 5 repetitions, nitrogen removal efficiency (RE) was high in both treatments (Nit + Amm = 89.6 ± 1.0 %; Nit 88.8 ± 0.9 %). While nitrogen removal rate (RR) was non linear and concentration-dependent (RR_{day 1-4}: Nit + Amm = 2.9 ± 0.3 mg L⁻¹ d⁻¹, Nit = 2.4 ± 0.5 mg L⁻¹ d⁻¹; RR_{day 5-8}: Nit + Amm = 0.8 ± 0.2 mg L⁻¹ d⁻¹, Nit = 1.0 ± 0.2 mg L⁻¹ d⁻¹). Effluent salinity increased from 40.6 to 49.4 g L⁻¹ during the experiment, with no observed detrimental effects on RE or RR. High nitrogen removal efficiency and significant biomass production observed, Nit+Amm = 11.3 ± 2.0 kg m⁻²; Nit = 10.0 ± 0.8 kg m⁻²; Control = 4.6 ± 0.6 kg m⁻², demonstrate that artificial wetlands of *S. neei* can be used for wastewater treatment in saline aquaculture in South America.

Keywords: Aquaculture Effluents; Halophyte; Nitrogen Accumulation; Saline effluent; Sustainable Aquaculture

1. Introduction

Aquaculture provides nearly 50% of the world's fish production, and it is expected to increase to 60% by 2030 due to the growing demand for marine fishery products [1]. Land-based marine aquaculture systems will play an important role in meeting this demand and will also do so in a more environmentally sustainable way regarding marine aquaculture in the ocean [2, 3]. However, the development of marine recirculating aquaculture systems (RAS) is limited by the ability to efficiently treat saline wastewater, which accumulates a large amount of nitrogen compounds derived from the metabolism of culture organisms [3-5]. In these RAS, the removal of nitrogen compounds, mainly ammonium (NH₄⁺) and ammonia (NH₃⁻), becomes a priority for elimination because they quickly deteriorate the water quality and cause negative effects on the culture [6, 7]. Biofilters that promote the conversion of ionized and deionized ammonium to nitrate (NO₃⁻) are usually used for this purpose [8, 9]. NO₃⁻ is not very toxic to most cultured organisms [10, 11], with tolerable accumulated concentrations reported between 120 mg L⁻¹ of NO₃⁻ and 150 mg L⁻¹ of NO₃⁻ in marine RASs [12].

Recent developments of integrated systems allow the use of RAS waste products as nutrients, coupling different water loops with the main fish production water system [13]. To take advantage of these waste products, such as nitrogen compounds that accumulate in marine RAS, the use of artificial wetlands with facultative or obligate halophytes has been proposed [14-16]. Halophyte plants have the ability to absorb different forms of N, depending on different environmental factors such as the availability of CO₂ [17]. For example, some species of the genus *Spartina* show a higher affinity for NH₄⁺ consumption [18, 19], while others like *Juncus maritimus*, have a marked preference for NO₃⁻, even in substrates that contained high availability of NH₄⁺ [20]. Also, if the plants are grown in lysimeters or wetland, the interaction with soil, microorganism and plant have a higher potential to remove nitrogen compounds and produce biomass, which can be used as animal feed or human food [21, 22], and in the production of biofuels or by-products of interest to the pharmaceutical industry [2, 5, 15, 23, 24], among others. Additionally, it has been demonstrated that these systems are also efficient in removing residual phosphates from RASs [2, 15, 23, 25-27].

46 *Salicornia neei* is a succulent hydrohalophyte of herbaceous habit, native to South America and
47 abundantly distributed on the South Pacific coast, where much of the marine aquaculture production in South
48 America is concentrated [28]. *S. neei* is used as a gourmet food and is a type of emerging crop in the coastal
49 zone of Chile. This plant has been described as containing high amounts of nutrients and important functional
50 metabolites [22]. Additionally, physiological studies have been performed to observe germination patterns [29]
51 and changes in the concentration of metabolites and antioxidants when exposed to different salinity gradients
52 [30].

53 The objective of this study was to evaluate the capacity of the halophyte *S. neei* for use as a sink for
54 dissolved nitrogen compounds in effluent from land-based marine aquaculture systems and to simultaneously
55 evaluate the resulting biomass production. The data obtained in this study will allow us to establish whether *S.*
56 *neei* is a plant suitable for treating land-based marine aquaculture effluent with the potential for use in marine
57 recirculating aquaculture systems.

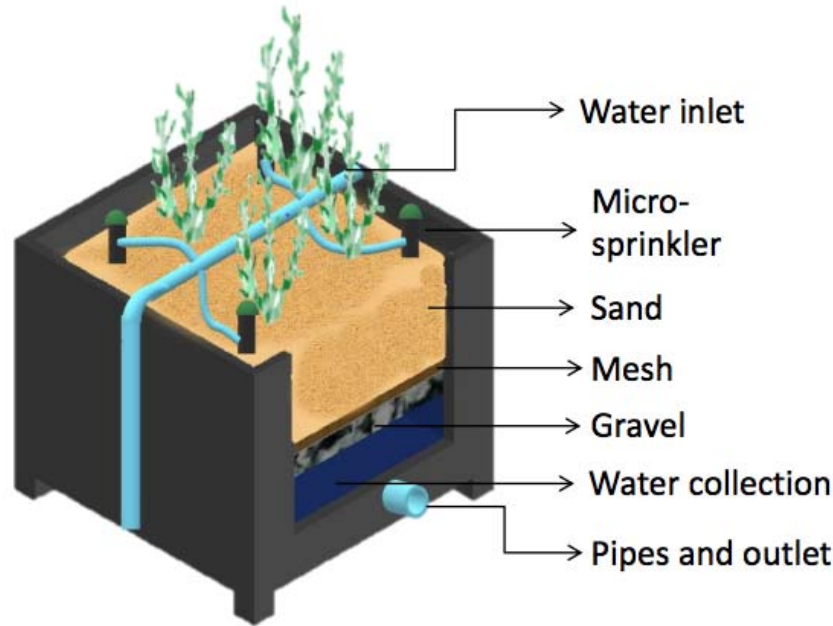
58 **2. Materials and Methods**

59 *2.1. Collection of plant material and acclimatization*

60 In July 2014, 100 *Salicornia neei* plants with fully developed roots and shoots were collected in the
61 “Salinas de Puyalli” wetland, located in the commune of Papudo, Valparaíso Region, Chile (32° 24' 54" S, 71°
62 22' 43" W) and subsequently transferred to the “Laboratorio Experimental de Acuicultura” of the Pontificia
63 Universidad Católica de Valparaíso, in Valparaíso, Chile (33° 1' 21" S, 71° 37' 57" W). Plants were sown in
64 sand beds and irrigated with Hoagland solution once a week for 10 weeks. Once the plants adapted and
65 recovered their vigour, they were transferred to the experimental unit.

66 *2.2. Experimental unit*

67 The experimental unit consisted of three RAS separated to each other, each one composed of three drainage
68 lysimeters (replicates). Each lysimeter was housed in a polyethylene container measuring 0.5 m x 0.6 m x 0.6 m
69 (length x width x depth) with a surface area of 0.3 m² and a total area per RAS of 0.9 m². In each lysimeter, four
70 *S. neei* plants were planted until reaching a biomass of approximately 1 kg per lysimeter or 3 kg m⁻². A
71 leachate collection system was installed in each lysimeter, consisting of a perforated pipe at the bottom to
72 collect the water, followed by a layer of gravel with a diameter of 0.5 cm and height of 15 cm and polyethylene
73 mesh with 0.3 mm pore size to cover the gravel. For the substrate, coarse sand was used until reaching 35 cm
74 high (Figure 1). Each RAS was connected to a nutrient storage, which in turn was fed by a main tank that
75 contained filtered seawater. Each nutrient storage tank was equipped with an aeration pump to promote
76 biological nitrification processes. The irrigation water supply (influent) was performed with a 0.5 HP
77 centrifugal pump (Humboldt, TPM60). Each RAS was supplied daily with 30 litres m⁻² d⁻¹ of water through a
78 drip irrigation system, programmed to run for 15 minutes at 09:00 and at 17:00 hrs. This guaranteed that a large
79 proportion of the irrigation water will penetrate and be collected to the bottom of the lysimeter. Drainage water
80 (effluent) was returned to the respective collection tanks of each system to close the recirculating water loop.



81

82

83

Figure 1. The diagram shows the design of one lysimeter, depicting the overall construction, water inlet and outlet, substrate (sand and gravel separated by a mesh), and irrigation micro-sprinklers.

84

85

2.3. Experimental design

86

87

88

89

90

91

92

93

94

95

The *S. neei* performance regarding removal of nitrogen compounds and biomass production was evaluated for 74 days under three irrigation treatments: 1) seawater fertilized with nitrate-N + ammonium-N (Nit+Amm); 2) seawater fertilized with nitrate-N (Nit); and 3) seawater without fertilizer that was used as a control group (Control). The nutrient concentrations in each irrigation water supply were designed according to the typical average concentrations of ammonium-N ($\text{NH}_4^+\text{-N}$) and nitrate ($\text{NO}_3^- \text{N}$) reported in land-based marine aquaculture effluent [31, 32]. The following concentrations were used: Nit+Amm = 1 mg L^{-1} of TAN (total ammonia nitrogen) and 100 mg L^{-1} of $\text{NO}_3^- \text{N}$; Nit = 100 mg L^{-1} of $\text{NO}_3^- \text{N}$; and Control = no fertilizer. The nutrient solution for each RAS was prepared directly in each collection tank and was completely renewed every 14-15 days. Five repetitions or Inputs were performed during the 74 days of culture.

96

97

98

99

100

101

102

103

104

The physico-chemical parameters of water quality were recorded directly from the drainage water during the first eight consecutive days after nutrient addition. The estimation of $\text{NO}_3^- \text{N}$ concentration was performed using the cadmium reduction method. $\text{NO}_3^- \text{N}$ removal efficiency (RE) was calculated as: $\text{RE} = (\text{Ci} - \text{Co}) / \text{Ci} \times 100$ where: Ci = concentration of $\text{NO}_3^- \text{N}$ in the influent water at day 1 ; Co = concentration of $\text{NO}_3^- \text{N}$ in the effluent water at day 8 from each input. Additionally, temperature, oxygen, conductivity, salinity and pH were measured as water quality indicators. These parameters were measured using a HACH multiparameter probe (HQ40). Biomass (fresh weight) was recorded at the beginning and at the end of the experiment using a scale (Jadever, JWE-6K). The data on ambient temperature, rainfall and relative humidity were sourced from climate records of the Chilean Meteorological Office (Torquemada-Viña del Mar Station).

105

106

2.4. Statistical analysis

107

108

Biomass was compared using a two-way ANOVA in R Statistical Software [33], with interaction between nitrogen simulated concentrations (3 levels: Nit + Amm, Nit and Control) and days of culture (two levels: 0 and

109 74 days)(Supplementary table S1). To compare groups means we performed post hoc Tukey tests
110 (Supplementary table S2) in R Statistical Software [33]. The change in Nitrate-nitrogen ($\text{NO}_3^- \text{N}$) concentration
111 showed a negative non linear relationship through the crop, therefore the linear removal rate (RR) was
112 calculated separately for days 1 to 4 and days 5 to 8 of each Input, when linearity was observed. Linear
113 regression models with respond (dependent) variable Nitrate-nitrogen ($\text{NO}_3^- \text{N}$) concentration and predictor
114 variables days of culture and nitrogen simulated concentrations were performed using the “lm” function in R
115 Statistical Software [33]. Probabilities of $p < 0.05$ were considered significant.

116 3. Results

117 3.1. Environmental conditions and RAS parameters

118 During the 74 days of culture, the ambient temperature and relative humidity conditions and the
119 temperature, pH and salinity of the cultivation system showed different levels of variability, and no rainfall was
120 recorded during the experiment. The ambient temperature had a mean of 16 ± 4 °C but was highly variable
121 during the day with extreme values of 9 and 31 °C, while the relative humidity was $77.8 \pm 8.7\%$, with extreme
122 values of 60% and 95% (Supplementary figure S1). The temperature in the culture systems was usually higher
123 than the ambient temperature, with a mean of 20.5 ± 1.24 °C and a range of 19.1 to 21.7 °C, with no observed
124 differences between treatments (Table 1). The pH remained relatively constant and without differences between
125 treatments, while the salinity had a noticeable increase from a mean of 40 g L^{-1} of NaCl on day 1 to a mean of
126 $51.5 \pm 0.19 \text{ g L}^{-1}$ of NaCl at the end of the experiment (Table 1). No significant differences in salinity between
127 treatments were observed ($p < 0.05$).

128
129

130 **Table 1.** RAS physicochemical parameters measured on the effluent. Temperature, pH, and salinity (mean \pm SE)
 131 recorded at the effluent of the culture systems with *Salicornia neei*. Salinity is expressed as gram of sodium
 132 chloride per liter (g L^{-1}). Treatments were irrigated with nitrate-N and ammonium-N (Nit + Amm), nitrate-N
 133 (Nit) or with sea water only (Control group). Mean values of 3 lysimeters per treatment are displayed (\pm EE).

134

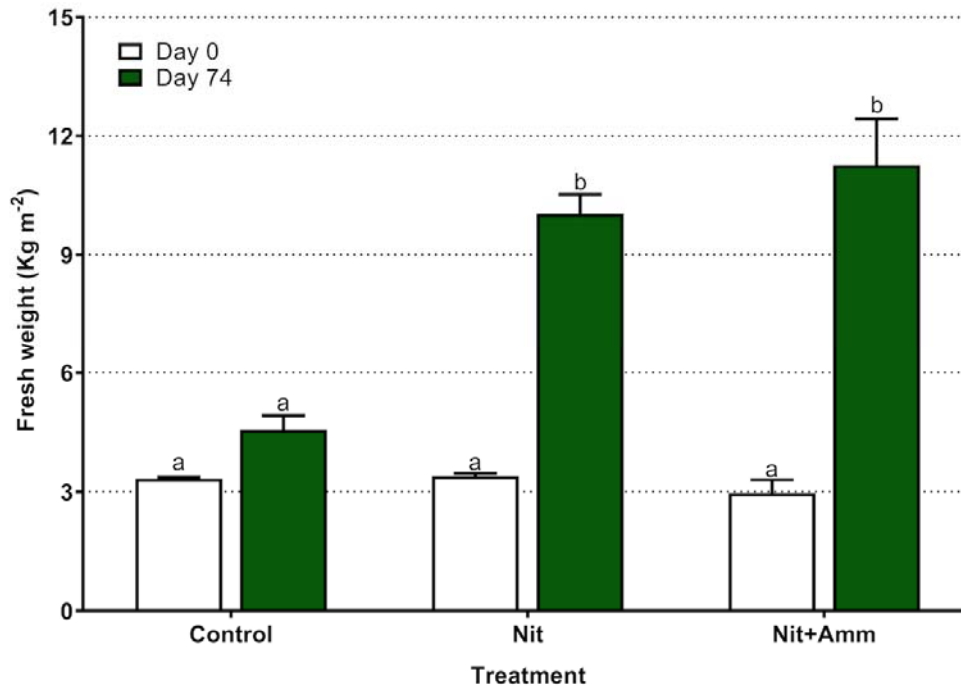
Input	Treatment	Temperature ($^{\circ}\text{C}$)	pH	Salinity (g L^{-1})
1	Nit + Amm	18.2 \pm 4.2	8.2 \pm 0.1	40.6 \pm 2.2
	Nit	19.5 \pm 4.7	8.2 \pm 0.1	41.3 \pm 1.9
	Control	19.1 \pm 4.3	8.2 \pm 0.1	40.0 \pm 0.0
2	Nit + Amm	18.8 \pm 1.6	8.1 \pm 0.1	44.9 \pm 2.3
	Nit	21.7 \pm 3.3	8.1 \pm 0.1	48.4 \pm 2.2
	Control	18.6 \pm 1.5	8.0 \pm 0.1	43.6 \pm 2.1
3	Nit + Amm	20.8 \pm 0.6	7.9 \pm 0.1	48.5 \pm 2.5
	Nit	21.2 \pm 0.8	7.9 \pm 0.1	48.8 \pm 3.2
	Control	20.8 \pm 0.5	8.0 \pm 0.1	43.6 \pm 2.1
4	Nit + Amm	20.2 \pm 1.2	8.0 \pm 0.1	47.5 \pm 1.9
	Nit	20.6 \pm 1.4	8.0 \pm 0.1	47.5 \pm 2.1
	Control	20.3 \pm 1.2	8.2 \pm 0.1	46.5 \pm 2.6
5	Nit + Amm	20.6 \pm 0.6	8.0 \pm 0.1	48.0 \pm 2.2
	Nit	20.9 \pm 0.7	7.9 \pm 0.1	47.7 \pm 2.4
	Control	20.7 \pm 0.5	8.2 \pm 0.1	46.5 \pm 1.6

135

136 3.2 Growth and biomass formation

137 Regarding biomass production, the treatments with Nit+Amm and Nit showed a significant increase in fresh
 138 weight from 3.0 \pm 0.6 g to 11.3 \pm 2.0 kg m^{-2} and from 3.4 \pm 0.1 g to 10.0 \pm 0.8 kg m^{-2} , respectively (Figure 2).
 139 Although the plants grew in the control group, this increase in biomass was not significant (P= 0.61).” Plants
 140 irrigated with seawater presented chlorosis and accumulation of pigment in leaf tissue, probably anthocyanin,
 141 which indicated moderate stress on the plant, however, this phenomenon was not observed in either of the two
 142 nitrogen treatments (Figure 3).


143



144

145 **Figure 2.** Production of biomass of *Salicornia neei* by treatment expressed as yield of fresh weight per area unit
146 (kg m⁻²). Nit + Amm: corresponds to the treatments irrigated with nitrate-N and ammonium-N, Nit: irrigated
147 with nitrate-N, Control: treatment irrigated with sea water only. Lower-case letters represents significant
148 differences between treatments. Mean values of 3 lysimeters per treatment are displayed (\pm EE).

149

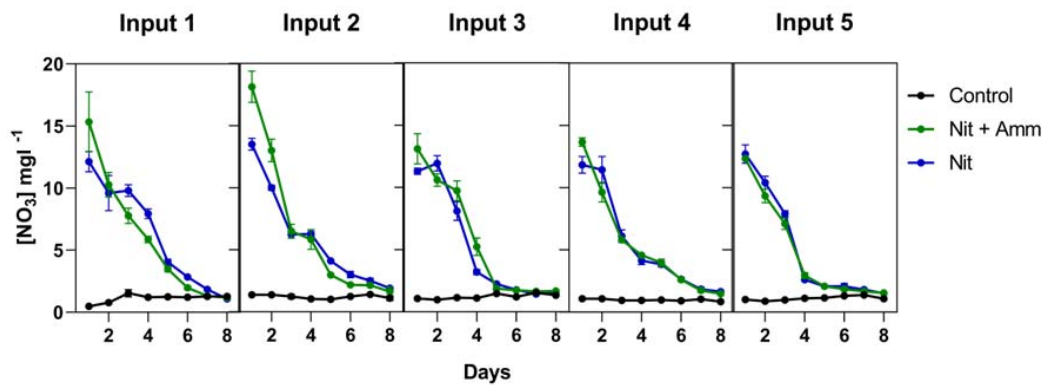


150

151 **Figure 3.** Picture of two lysimeters with *Salicornia neei* at the end of the experiment (day 74). Picture (a) plants
152 irrigated with nitrate and ammonium (Nit + Amm). Picture (b) plants irrigated with sea-water (control).
153

154 3.3 Efficiency of *Salicornia neei* to treat saline effluent

155 Nitrate-N removal was non linear and concentration-dependent for treatments Nit + Ammand Nit (Figure
156 4). Thus, Nitrate-N removal rates (RR) were reducing when reducing nitrogen loading from $2.9 \pm 0.3 \text{ mg L}^{-1} \text{ d}^{-1}$
157 ($\text{RR}_{\text{day 1-4}}$) to $0.8 \pm 0.2 \text{ mg L}^{-1} \text{ d}^{-1}$ ($\text{RR}_{\text{day 5-8}}$) in the treatment Nit + Amm, and from $2.4 \pm 0.5 \text{ mg L}^{-1} \text{ d}^{-1}$ ($\text{RR}_{\text{day 1-4}}$)
158 to $1.0 \pm 0.2 \text{ mg L}^{-1} \text{ d}^{-1}$ ($\text{RR}_{\text{day 5-8}}$) in the treatment Nit (Table 2). On the other hand, Nitrate-N removal rates
159 measured between days 1 to 4 ($\text{RR}_{\text{day 1-4}}$) had a clear tendency to increase as biomass production increased at the
160 treatment Nit but not in the treatment Nit + Amm (Table 2), which is perhaps explained by the greater
161 availability of nitrogen in this last treatment. Without considering these differences in both treatments, the
162 nitrogen removal efficiency was high in each treatment, in and throughout the crop, and varied between 87%
163 and 92% (Table 2). Effluent salinity increased from 40.6 to 49.4 g L^{-1} during the experiment, with no observed
164 detrimental effects on the Nitrate-N removal rates or on the nitrogen removal efficiency.
165



166

167 **Figure 4.** Nitrogen removal by treatment and input. Nitrate-nitrogen ($\text{NO}_3\text{-N}$) concentration in each treatment
168 was expressed in mg L^{-1} and measured during 8 days from nutrient input over 74 days of experimentations.
169 Treatments were irrigated with nitrate-N and ammonium-N (Nit + Amm), nitrate-N (Nit) or with sea water only
170 (Control group). Mean values of 3 lysimeters per treatment are displayed ($\pm \text{SE}$).

171

172 **Table 2.** Nitrate-nitrogen (NO₃ N) concentration in the influent water at day 1 (Ci) and in the effluent at day 8
 173 (Co), removal efficiency (RE) and removal rate (RR) for each treatment irrigated with nitrate-N and
 174 ammonium-N (Nit + Amm) and nitrate-N (Nit). Each Input has 3 lysimeters per treatment. Treatments were
 175 irrigated with nitrate-N and ammonium-N (Nit + Amm) and nitrate-N (Nit). Mean values are displayed (± SE).

Treatment	Input	Ci (mg L ⁻¹)	Co (mg L ⁻¹)	RE (%)	RR	
					day 1- 4 (mg L ⁻¹ d ⁻¹)	day 5-8 (mg L ⁻¹ d ⁻¹)
Nit + Amm	1	14.0 ± 4.2	1.2 ± 0.1	91.4	2.9 ± 0.5	1.2 ± 0.1
	2	17.7 ± 2.2	1.8 ± 0.7	89.8	2.0 ± 0.3	0.3 ± 0.1
	3	13.5 ± 0.6	1.1 ± 0.05	91.9	3.1 ± 0.3	0.8 ± 0.1
	4	12.9 ± 2.1	1.7 ± 0.1	86.8	3.6 ± 0.5	0.0 ± 0.0
	5	12.4 ± 0.1	1.5 ± 0.1	87.9	3.0 ± 0.2	0.0 ± 0.0
		Mean			89.6 ± 1.0	2.3 ± 0.4
Nit	1	12.0 ± 1.4	1.1 ± 0.1	90.8	1.1 ± 0.5	1.4 ± 0.1
	2	13.3 ± 0.8	1.8 ± 0.2	86.5	1.2 ± 0.3	0.6 ± 0.1
	3	12.4 ± 1.2	1.2 ± 0.15	90.3	2.8 ± 0.3	0.7 ± 0.1
	4	13.2 ± 1.0	1.6 ± 0.1	87.9	3.7 ± 0.5	0.2 ± 0.0
	5	13.0 ± 1.3	1.5 ± 0.0	88.5	3.3 ± 0.2	0.0 ± 0.0
		Mean			88.8 ± 0.9	2.9 ± 0.5

176

177 4. Discussion

178 The integration of halophytes as a biofilter in recirculating systems in marine aquaculture has been
 179 proposed as an adequate alternative to decontaminating waters with increased nitrogen compounds [34]. In this
 180 study we evaluated if artificial wetlands of *S. neei* could be used to treat saline aquaculture effluent. *S. neei*
 181 was selected mainly due to its natural occurrence throughout much of the South Pacific coast of South America [35],
 182 which would allow its rapid adoption in the growing South American aquaculture. Nitrate-nitrogen removal rate
 183 and removal efficiency recorded in this study (Table 2) was higher or similar than those reported with other
 184 halophyte species in high salinity [14, 15]. Thus, artificial wetlands of *S. neei* could a good alternative to the
 185 treatment of highly concentrated wastewater released in marine RAS.

186 Physicochemical parameters of the effluent, such as temperature and pH are especially important in the
 187 treatment of saline wastewater because they can affect the determinant processes in the removal of nitrogen
 188 compounds [36]. In this study, temperature and pH were maintained within the optimal ranges (20-21 °C and
 189 7.8-8.2) and therefore did not affect the nutrient removal processes (Table 1). This finding is consistent with Lee
 190 et al. [37], who reported that, for denitrification processes in wetland systems, the optimal temperature ranges
 191 between 20 and 40 °C and the optimal pH is approximately 8.0. Another important parameter evaluated in this
 192 study was the high effluent salinity, which reached concentrations of up to 50 g L⁻¹ of NaCl. This increase was
 193 mainly due to the known environmental factor of evapotranspiration, consistent with a study by Freedman et al.
 194 [38], who found increased salinity of treated water in artificial wetlands despite the salt uptake by plants due to
 195 soil evaporation and plant transpiration.

196 Nitrogen bioaccumulation was not determined empirically in this study, but we derived it from Riquelme
 197 et al. [22], a previous study performed by our research group. Riquelme et al. [22] show that the total of N fixed
 198 in the aerial part of *S. neei* corresponds to 1.76 ± 0.08 g per 100 g of fresh weight. Similar results were obtained
 199 in *S. brachiata* by Rathore et al. [39] from India. Thus, we estimated that the total concentration of nitrogenous
 200 nutrients fixed in *S. neei* at the end of the trial would be between 46 and 103.9 g for the Nit treatment. While for
 201 Amm + Nit, the oscillatory fixation between 57.8 and 130.1 g of N for the total biomass formed by this
 202 treatment, indicating that *S. neei* could assimilated most of the nitrogen available in this test. According to these

203 results, it can also be suggested that *S. neei* could store ammonium –N, if the differences of the estimate in the
204 two treatments are considered (approximately 20% more N with the Amm + Nit treatment). This being a
205 reflection of the synergy produced by these two compounds when consumed at the same time [40]. However
206 some researchers currently believe that the actual absorption may represent only a relatively small fraction of
207 the global rate of nitrogen (N) elimination [41] and microorganisms that play the most important role in the use
208 and transformation of nitrogen component [42].

209 In response to this uncertainty, other researchers have studied and obtained low removal rates by plants.
210 Specifically, Tanner et al. [43] found that of the total nitrogen removed by planted wetland systems, only 25%
211 corresponded to fixation in plants. Likewise, Lin et al. [32] observed that of the 73% of nitrogen removed, only
212 11% had been fixed in plants. Notwithstanding the above, Webb et al. [25] observed significant differences
213 between the nitrogen removal capacity in beds planted with and without halophytes. In their study, they
214 demonstrated a higher removal yield in planted beds ($62.0 \pm 34.6 \text{ mmol N m}^{-2} \text{ d}^{-1}$) than in unplanted beds (23.0
215 $\pm 26.8 \text{ mmol N m}^{-2} \text{ d}^{-1}$). And this is consistent, with our results that show a nitrogen removal proportional to
216 biomass. Therefore, we cannot rule out that the increase in biomass exclusively explains the increase in the
217 nitrate removal rate. In fact, it is plausible that a strong root system formed by this class of plants supports the
218 establishment of certain microorganisms that improve the removal rate of nitrogen loads by acting
219 synergistically.

220 The formation of *S. neei* biomass during the evaluation period reached a total net weight of 7 - 8 kg m⁻²
221 over a period of eleven weeks in the treatments irrigated Nit and Nit+Amm respectively. These high yields in
222 biomass production are comparable to those obtained by Ventura et al. [44], whose yields for *Salicornia persica*
223 reached 16 kg m⁻² in a span of 24 weeks. On the other hand, *S. neei* plants remained vigorous throughout the
224 evolution period, even at high salinity concentrations close to 50 g L⁻¹ of NaCl. This inherent feature of
225 halophytes highlights the powerful response mechanisms to abiotic stress triggered by *S. neei*, reinforcing the
226 feasibility of including this plant for aquaculture effluent treatment. Regarding removal of the two sources of
227 nitrogen compounds, there was a positive interaction between the ammonium/nitrate supplied for biomass
228 formation of *S. neei*. This positive interaction could be caused by the contribution of the nitrate ion that would
229 act as an important osmotic anion for expansion of the foliar cells [45].
230

231 5. Conclusions

232 Our results reveal that the integration of *S. neei* into artificial wetlands with recirculating aquaculture
233 effluent would be a viable alternative for eliminating nutrient loads in saline wastewater and that this plant
234 could be included in marine RASs in South America.
235

236 **Author Contributions:** All co-authors have fully participated in and accept responsibility for the work. This publication is
237 approved by all authors and the responsible authorities where the work was carried out. The authors declare that they have
238 no competing interests, and ensure that the work was appropriately investigated, resolved, and documented in the literature.

239 Conceptualization, J.A.G. and J.O.; methodology, J.A.G. and J.O.; software, M.R.D.; validation, J.A.G. and M.R.D.; formal
240 analysis, M.R.D.; investigation, M.R.D., A.O., J.A.; data curation, M.R.D; writing—original draft preparation, J.A.G. and
241 M.R.D.; writing—review and editing, J.A.G. and J.O.; visualization, M.R.D.; project administration, J.A.G.; funding
242 acquisition, J.A.G. and J.O.. All authors have read and agreed to the published version of the manuscript

243 **Funding:** GOBIERNO REGIONAL DE VALPARAÍSO, CHILE, grant number FIC BIP 30154272.

244 **Acknowledgments:** The authors wish to thank Mr. Aldo Madrid and Marine Farms Inc. for his technical assistance and
245 support during the project. M.D. was supported by a Doctoral fellowship by the “Dirección General de Investigación y
246 Postgrado” of the Universidad Técnica Federico Santa María.

247 **Conflicts of Interest:** All authors declare that there are no present or potential conflicts of interest among the authors and
248 other people or organizations that could inappropriately bias their work.

249 References

- 250 1. Tovar, A.; Moreno, C.; Manuel-Vez, M.P.; Garcia-Vargas M. Environmental impacts of intensive aquaculture in
251 marine waters. *Water Res.* **2000**, *34*, 334-342.
- 252 2. De Lange H.J.; Paulissen, M.; Slim, P.A. Halophyte filters: the potential of constructed wetlands for application in
253 saline aquaculture. *Int J Phytoremediat.* **2013**, *15*, 352-364.

- 254 3. Quinta, R.; Santos, R.; Thomas, D.N.; Le Vay, L. Growth and nitrogen uptake by *Salicornia europaea* and *Aster*
255 *tripolium* in nutrient conditions typical of aquaculture wastewater. *Chemosphere*. **2015**, *120*, 414-421.
- 256 4. Vymazal, J. Constructed wetlands for treatment of industrial wastewaters: A review. *Ecol Eng*. **2014**, *73*, 724-751.
- 257 5. Boxman, S.E.; Nystrom, M.; Capodice, J.C.; Ergas, S.J.; Main, K.L.; Trotz, M.A. Effect of support medium, hydraulic
258 loading rate and plant density on water quality and growth of halophytes in marine aquaponic systems. *Aquac Res*.
259 **2017**, *48*, 2463-2477.
- 260 6. Carballeira, C.; De Orte, M.R.; Viana, I.G.; Carballeira, A. Implementation of a minimal set of biological tests to
261 assess the ecotoxic effects of effluents from land-based marine fish farms. *Ecotox Environ Safe*. **2012**, *78*, 148-161.
- 262 7. Shpigel, M.; Ben-Ezra, D.; Shauli, L.; Sagi, M.; Ventura, Y.; Samocha, T.; et al. Constructed wetland with *Salicornia*
263 as a biofilter for mariculture effluents. *Aquac*. **2013**, *412*, 52-63.
- 264 8. Zohar, Y.; Tal, Y.; Schreier, H.; Steven, C.; Stubblefield, J. Place A. 10 Commercially feasible urban recirculating
265 aquaculture: Addressing the Marine Sector. In: COSTA-PIERCE B, DESBONNET A, EDWARDS P, BAKER D
266 (Eds.), Urban Aquaculture, CABI Publishing, Wallingford. **2005**, 159-171.
- 267 9. Gutierrez-Wing, M.T.; Malone, R.F. Biological filters in aquaculture: Trends and research directions for freshwater
268 and marine applications. *Aquac Eng*. **2006**, *34*, 163-171.
- 269 10. Kajimura, M.; Croke, S.J.; Glover, C.N.; Wood, C.M. Dogmas and controversies in the handling of nitrogenous
270 wastes: The effect of feeding and fasting on the excretion of ammonia, urea and other nitrogenous waste products in
271 rainbow trout. *J Exp Biol*. **2004**, *207*, 1993-2002.
- 272 11. Camargo, J.A.; Alonso, A. Ecological and toxicological effects of inorganic nitrogen pollution in aquatic ecosystems:
273 A global assessment. *Environ Int*. **2006**, *32*, 831-849.
- 274 12. Thoman, E.S.; Ingall E.D.; Davis, D.A.; Arnold, C.R. A nitrogen budget for a closed, recirculating mariculture
275 system. *Aquac Eng*. **2001**, *24*, 195-211.
- 276 13. Orellana, J.; Waller, U.; Wecker, B. Culture of yellowtail kingfish (*Seriola lalandi*) in a marine recirculating
277 aquaculture system (RAS) with artificial seawater. *Aquac Eng*. **2014**, *58*, 20-28.
- 278 14. Brown, J.J.; Glenn, E.P.; Fitzsimmons, K.M.; Smith, S.E. Halophytes for the treatment of saline aquaculture effluent.
279 *Aquac*. **1999**, *175*, 255-268.
- 280 15. Webb, J.M.; Quinta, R.; Papadimitriou, S.; Norman, L.; Rigby, M.; Thomas, D.N.; et al. Halophyte filter beds for
281 treatment of saline wastewater from aquaculture. *Water Res*. **2012**, *46*, 5102-5114.
- 282 16. Buhmann A.; Papenbrock, J. Biofiltering of aquaculture effluents by halophytic plants: Basic principles, current uses
283 and future perspectives. *Environ Exp Bot*. **2013**, *92*, 122-133.
- 284 17. Forde, B.G.; Clarkson, D.T. Nitrate and ammonium nutrition of plants: Physiological and molecular perspectives. *Adv*
285 *Bot Res*. **1999**, *30*, 1-90.
- 286 18. Cott, G.M.; Caplan, J.S.; Mozdzer, T.J. Nitrogen uptake kinetics and saltmarsh plant responses to global change. *Sci*
287 *Rep*. **2018**, *8*, 5393
- 288 19. Hessini, K.; Ben Hamed, K.; Gandour M.; Mejri, M.; Abdelly, C.; Cruz, C. Ammonium nutrition in the halophyte
289 *Spartina alterniflora* under salt stress: evidence for a priming effect of ammonium?. *Plant Soil*. **2013**, *370*, 163-173.
- 290 20. Jesus, J.M.; Cassoni, A.C.; Danko, A.S.; Fiuza, A.; Borges, M.T. Role of three different plants on simultaneous salt
291 and nutrient reduction from saline synthetic wastewater in lab-scale constructed wetlands. *Sci. Total. Environ*. **2017**,
292 *579*, 447-455.
- 293 21. Panta, S.; Flowers, T.; Lane, P.; Doyle, R.; Haros, G; Shabala S. *Halophyte* agriculture: Success stories. *Environ. Exp*.
294 *Bot*. **2014**, *107*, 71-83.
- 295 22. Riquelme, J.; Olaeta, J.A.; Galvez, L.; Undurraga, P.; Fuentealba, C.; Osses, A.; et al. Nutritional and functional
296 characterization of wild and cultivated *Sarcocornia neei* grown in Chile. *Cienc. Investig. Agrar*. **2016**, *43*, 283-293.
- 297 23. Turcios, A.E.; Papenbrock, J. Sustainable treatment of aquaculture eEffluents-what can we learn from the Past for the
298 future?. *Sustainability*. **2014**, *6*, 836-856.
- 299 24. Vymazal J. Constructed wetlands for wastewater treatment. *Ecol. Eng*. **2005**, *25*, 475-477.
- 300 25. Webb, J.M.; Quinta, R.; Papadimitriou, S.; Norman, L.; Rigby, M.; Thomas, D.N.; et al. The effect of halophyte
301 planting density on the efficiency of constructed wetlands for the treatment of wastewater from marine aquaculture.
302 *Ecol. Eng*. **2013**, *61*, 145-153.
- 303 26. Quinta, R.; Hill, P.W.; Jones, D.L.; Santos, R.; Thomas, D.N.; Le Vay, L. Uptake of an amino acid (alanine) and its
304 peptide (trialeanine) by the saltmarsh halophytes *Salicornia europaea* and *Aster tripolium* and its potential role in
305 ecosystem N cycling and marine aquaculture wastewater treatment. *Ecol. Eng*. **2015**, *75*, 145-154.

- 306 27. Waller, U.; Buhmann, A.K.; Ernst, A.; Hanke, V.; Kulakowski, A.; Wecker, B.; et al. Integrated multi-trophic
307 aquaculture in a zero-exchange recirculation aquaculture system for marine fish and hydroponic halophyte
308 production. *Aquac Int.* **2015**, *23*, 1473-1489.
- 309 28. Valladao, G.M.R.; Gallani, S.U.; Pilarski, F. South American fish for continental aquaculture. *Rev. Aquac.* **2018**, *10*,
310 351-369.
- 311 29. Alonso, M.F.; Orellana, C.; Valdes, S.; Diaz, F.J.; Effect of salinity on the germination of *Sarcocornia neei*
312 (Chenopodiaceae) from two contrasting habitats. *Seed. Sci. Technol.* **2017**, *45*, 252-258.
- 313 30. de Souza, M.M.; Mendes, C.R.; Doncato, K.B.; Badiale-Furlong, E. Costa CSB. Growth, Phenolics, Photosynthetic
314 Pigments, and Antioxidant Response of Two New Genotypes of Sea Asparagus (*Salicornia neei* Lag.) to Salinity
315 under Greenhouse and Field Conditions. *Agriculture-Basel.* **2018**, *8*.
- 316 31. De Lange, H.J.; Paulissen, M. Efficiency of three halophyte species in removing nutrients from saline water: a pilot
317 study. *Wetl. Ecol. Manag.* **2016**, *24*, 587-596.
- 318 32. Lin, Y.F.; Jing, S.R.; Lee, D.Y.; Wang, T.W. Nutrient removal from aquaculture wastewater using a constructed
319 wetlands system. *Aquac.* **2002**, *209*, 169-184.
- 320 33. Team R Core. R: A Language and Environment for Statistical Computing, R Foundation for Statistical Computing.
321 Vienna, Austria, 2020. Available online: <https://www.R-project.org/>
- 322 34. El Shaer, H.M. Halophytes and salt-tolerant plants as potential forage for ruminants in the Near East region. *Small.*
323 *Ruminant. Res.* **2010**, *91*, 3-12.
- 324 35. Alonso, M.A.; Crespo, M.B. Taxonomic and nomenclatural notes on South American taxa of *Sarcocornia*
325 (Chenopodiaceae). *Ann. Bot. Fenn.* **2008**, *45*, 241-254.
- 326 36. Liang, Y.X.; Zhu, H.; Banuelos, G.; Yan, B.X.; Zhou, Q.W.; Yu, X.F.; et al. Constructed wetlands for saline
327 wastewater treatment: A review. *Ecol. Eng.* **2017**, *98*, 275-285.
- 328 37. Lee, C.G.; Fletcher, T.D.; Sun, G.Z. Nitrogen removal in constructed wetland systems. *Eng. Life. Sci.* **2009**, *9*, 11-22.
- 329 38. Freedman, A.; Gross, A.; Shelef, O.; Rachmilevitch, S.; Arnon, S. Salt uptake and evapotranspiration under arid
330 conditions in horizontal subsurface flow constructed wetland planted with halophytes. *Ecol. Eng.* **2014**, *70*, 282-286.
- 331 39. Rathore, A.P.; Chaudhary, D.R.; Jha, B. Biomass production, nutrient cycling, and carbon fixation by *Salicornia*
332 *brachiata* Roxb.: A promising halophyte for coastal saline soil rehabilitation. *Int. J. Phytoremediat.* **2016**, *18*,
333 801-811.
- 334 40. Hachiya, T.; Sakakibara, H. Interactions between nitrate and ammonium in their uptake, allocation, assimilation, and
335 signaling in plants. *J. Exp. Bot.* **2017**, *68*, 2501-2512.
- 336 41. Kadlec, R.H.; Wallace, S. Treatment wetlands. Lewis publishers, CRC press. **2008**, 257-347.
- 337 42. Margesin, R.; Schinner, F. Potential of halotolerant and halophilic microorganisms for biotechnology. *Extremophiles.*
338 **2001**, *5*, 73-83.
- 339 43. Tanner, C.C.; Kadlec, R.H.; Gibbs, M.M.; Sukias, J.P.S.; Nguyen, M.L. Nitrogen processing gradients in
340 subsurface-flow treatment wetlands - influence of wastewater characteristics. *Ecol. Eng.* **2002**, *18*, 499-520.
- 341 44. Ventura, Y.; Wuddineh, W.A.; Myrzabayeva, M.; Alikulov, Z.; Khozin-Goldberg, L.; Shpigel, M.; et al. Effect of
342 seawater concentration on the productivity and nutritional value of annual *Salicornia* and perennial *Sarcocornia*
343 halophytes as leafy vegetable crops. *Sci. Hortic-Amsterdam.* **2011**, *128*, 189-196.
- 344 45. Raab, T.; Terry, N. Nitrogen source regulation of growth and photosynthesis in *Beta vulgaris* L. *Plant Physiol.* **1994**,
345 *10*, 1159-1166.
- 346

