
A revised phylogenetic classification for *Viola* (Violaceae)

Thomas Marcussen ^{1,*}, Harvey E. Ballard ², Jiří Danihelka ^{3,4}, Ana R. Flores ⁵, Marcela V. Nicola ⁶ and John M. Watson ⁵

¹ Department of Biosciences, Centre for Ecological and Evolutionary Synthesis (CEES), University of Oslo, P.O. Box 1066 Blindern, NO-0316 Oslo, Norway; thmsmrssn@gmail.com

² Department of Environmental and Plant Biology, Ohio University, Athens, OH, USA; ballardh@ohio.edu

³ Department of Botany and Zoology, Masaryk University, Kotlářská 2, CZ-61137 Brno, Czech Republic; danihel@sci.muni.cz

⁴ Institute of Botany, The Czech Academy of Sciences, Zámek 1, CZ-252 43 Průhonice, Czech Republic; danihel@sci.muni.cz

⁵ Casilla 161, Los Andes, Aconcagua Province, Valparaíso Region, Chile; john.anita.watson@gmail.com

⁶ Instituto de Botánica Darwinion (IBODA, CONICET- ANCFN), Labardén 200, Casilla de Correo 22, B1642HYD, San Isidro, Buenos Aires, Argentina; mnicola@darwin.edu.ar

* Correspondence: thmsmrssn@gmail.com

Abstract: The genus *Viola* (Violaceae) is among the 40–50 largest genera among angiosperms, yet its taxonomy has not been revised for nearly a century. In the most recent revision, by Wilhelm Becker in 1925, the then known 400 species were distributed among 14 sections and numerous unranked groups. Here we provide an updated, comprehensive classification of the genus, based on data from phylogeny, morphology, chromosome counts, and ploidy, and based on modern principles of monophyly. The revision is presented as an annotated global checklist of accepted species of *Viola*, an updated multigene phylogenetic network and an ITS phylogeny with denser taxon sampling, a brief summary of the taxonomic changes from Becker’s classification and their justification, a morphological binary key to the accepted subgenera, sections and subsections, and an account of each infrageneric subdivision with justifications for delimitation and rank including a description, a list of apomorphies, molecular phylogenies where possible or relevant, a distribution map, and a list of included species. We subdivide the 658 species accepted by us into 2 subgenera, 31 sections, and 20 subsections. We erect one new subgenus of *Viola* (subg. *Neoandinium*, a replacement name for the illegitimate subg. *Andinium*), six new sections (sect. *Abyssinium*, sect. *Himalayum*, sect. *Melvio*, sect. *Nematocaulon*, sect. *Spathulidium*, sect. *Xanthidium*), and seven new subsections (subsect. *Australasiatica*, subsect. *Bulbosae*, subsect. *Clausenianae*, subsect. *Cleistogamae*, subsect. *Dispaes*, subsect. *Formosanae*, subsect. *Pseudorupestres*). Evolution within the genus is discussed in light of biogeography, fossil record, morphology, and particular traits. *Viola* is among very few temperate and widespread genera that originated in South America. The biggest identified knowledge gaps for *Viola* concern the South American taxa, for which basic knowledge from phylogeny, chromosome counts, and fossil data is virtually absent. *Viola* has also never been subject to comprehensive anatomical study. Study on seed anatomy and morphology is required to understand the fossil record of the genus.

Keywords: *Viola*; Violaceae; taxonomic revision; nomenclature; fossils; morphology; phylogeny; monophyletic; polyploidy.

1

2

3

4

5

6

7

8

9

10

11

12

13

14

15

16

17

18

19

20

21

22

23

24

25

26

27

28

29

30

31

32

33

34

35

36

37

38

39

40

41

Table of contents	42
1. Introduction	43
2. Results	44
2.1. <i>Genus phylogeny</i>	45
2.2. <i>Justification for taxonomic levels and classification</i>	46
2.3. <i>Changes to Becker's original system for Viola</i>	47
3. Patterns of evolution within <i>Viola</i>	48
3.1. <i>The historical biogeography of Viola</i>	49
3.2. <i>Hybridisation and allopolyploidy</i>	50
3.3. <i>Base chromosome number in Viola</i>	51
3.4. <i>Morphology, anatomy, and palynology</i>	52
3.5. <i>Fossil record of Viola</i>	53
4. The "known unknowns": outstanding research in <i>Viola</i>	54
4.1. <i>Phylogeny of Viola</i>	55
4.2. <i>Chromosome counts and ploidy</i>	56
4.3. <i>Fossil record</i>	57
4.4. <i>Alpha taxonomy</i>	58
4.5. <i>Transcriptomes and genomes</i>	59
5. Taxonomic treatment of <i>Viola</i>	60
6. Materials and Methods	61
6.1. <i>Species checklist</i>	62
6.2. <i>Morphology data</i>	63
6.3. <i>Chromosome number data</i>	64
6.4. <i>Criteria and principles for an updated infrageneric classification of Viola</i>	65
6.5. <i>Generating distributional maps for Viola sections</i>	66
6.6. <i>Monoploid phylogeny of Viola (Figure 4)</i>	67
6.7. <i>ITS phylogeny for Viola (Figure 5)</i>	68
6.8. <i>Historical biogeography of Viola (Figure 7)</i>	69
6.9. <i>Multigene phylogeny for sect. Chamaemelanium (Figure 12)</i>	70
6.10. <i>Historical biogeography and age of the Hawaiian violets, subsect. Nosphinium (Figure 24)</i>	71
6.11. <i>Multigene phylogeny for sect. Plagiostigma and sect. Viola (Figures 26, 32)</i>	72
References	73
	74
	75
	76
	77
	78
	79
	80
	81
	82

1. Introduction

Viola L. is one of the largest angiosperm genera but has not been subject to taxonomic revision for nearly a century [1]. The genus comprises violets and pansies and is one of two temperate genera in the otherwise neotropical Violaceae Batsch family [2-4], besides *Cubelium* Raf. ex Britton & A. Br. for *C. concolor* (T. F. Forst.) Raf. ex Britton & A. Br. With its c. 658 species, *Viola* is the largest genus in the family, the fourth largest within Malpighiales (after *Euphorbia* with 2,400 species, *Croton* with at least 1,300 species, and *Phyllanthus* with 1,200 species [5]) and among the 40–50 largest among angiosperms (despite not being among the genera listed by Frodin [6]). *Viola* is one of very few Malpighiales genera with large radiations in the temperate zone (next to *Hypericum* L., *Linum* L., *Salix* L., and *Populus* L.).

Violets and pansies are well-known plants and have a long history in European folklore and the first records describing the use of *Viola* in Europe are from Ancient Greece [7]. Fragrant violets were sold in the Athenian agora, praised by Greek poets, such as in the writings of Sappho, used in medicine, had an active role in myths, such as in the abduction of Persephone, were used in garlands, and they were present in The Odyssey's garden of Calypso [7]. *Viola* continued to be used throughout the Middle Ages and species like *V. odorata* (Figure 1), *V. elatior*, and *V. tricolor* were described as medicinal plants in early modern period herbals (e.g., Matthioli 1562 [8]). In Renaissance paintings and in the Christian traditions, violets were commonly associated with the Virgin Mary and had a symbolic meaning connected with humility [7].



Figure 1. *Viola odorata* in Matthioli (1562 [8]). At least partly, the foliage appears to represent the common hybrid *V. hirta* × *odorata*. In the accompanying text (fol. CCCLIII) the rooting stolons of *V. odorata* are described and compared to those of *Fragaria* and *Pilosella officinarum*.

Dried flowering shoots of *Viola arvensis* and *V. tricolor* are included in the European Pharmacopoeia as *Violae tricoloris herba cum flore* [9]. They are used as comminuted

herbal substances for infusions for cutaneous and internal use, mainly in the treatment of various skin disorders. *Viola* and *Violaceae* in general are rich in cyclotides, a family of cyclic plant peptides involved in host defence (e.g., [10-12]). Given the chemical stability of the cyclotide framework, there is interest in using these peptides as scaffolds in drug design [13], and many species of *Viola* have been screened (e.g., [10, 14, 15]). In particular, *V. odorata* (Figure 1) has been cultivated for the production of essential oil for the perfume industry [16, 17] but nowadays the fragrant compound, ionone, is usually synthesised chemically or endogenously from β -carotene [18]. From the leaves of the same species, absolutes with scent with floral and green notes, reminiscent of cucumber, are extracted and used in the perfume industry [17]. Several species of *Viola* are grown as ornamentals, such as the pansy hybrids *V. \times williamsii* and *V. \times wittrockiana* [19], and certain cultivars of *V. sororia*, *V. palmata* and *V. prionantha* for their floral display. Others are grown for their colourful or variegated decorative foliage, such as *V. variegata* and *V. riviniana f. purpurea* (often as *V. labradorica* hort. non Schrank). Some are grown for their fragrant flowers, such as *V. odorata*, filled forms of *V. alba* subsp. *dehnhardtii* (Ten.) W. Becker, known as 'Parma violets' [7, 20], and *V. suavis* [21, 22]. Pansy flowers have been used as garnishes on salads and cakes. Since ancient times the petals of blue- or purple-flowered species have been used to make syrups and jellies, and the young leaves of various species have been boiled as a vegetable [23]. *Viola sororia* is the state flower of the USA states of Illinois, Rhode Island, New Jersey, and Wisconsin. In Canada, *V. cucullata* is the provincial flower of New Brunswick. In the United Kingdom, *V. riviniana* is the county flower of Lincolnshire.

All phylogenetic studies have recovered *Viola* as monophyletic [3, 4, 24]. Unlike most other genera in the family, *Viola* is usually herbaceous and with a temperate distribution and is defined by several apomorphies with few exceptions, including the non-articulated peduncles (i.e., lacking an abscission zone at the level of bracteoles), solitary flowers, calycine appendages, bottom petal that is distinctly spurred (rarely scarcely saccate), and with the blade shorter than to not much longer than the lateral and upper petals [25]. The spurred bottom petal is a shared feature with its sister lineage, the monotypic shrubby genera *Noisettia* and *Schweiggeria*, but this character is not unique within the family [3, 25]. Cleistogamy is widespread and common in the genus (as well as in the family), and many of the lineages in the northern hemisphere have evolved seasonal cleistogamy [26, 27].

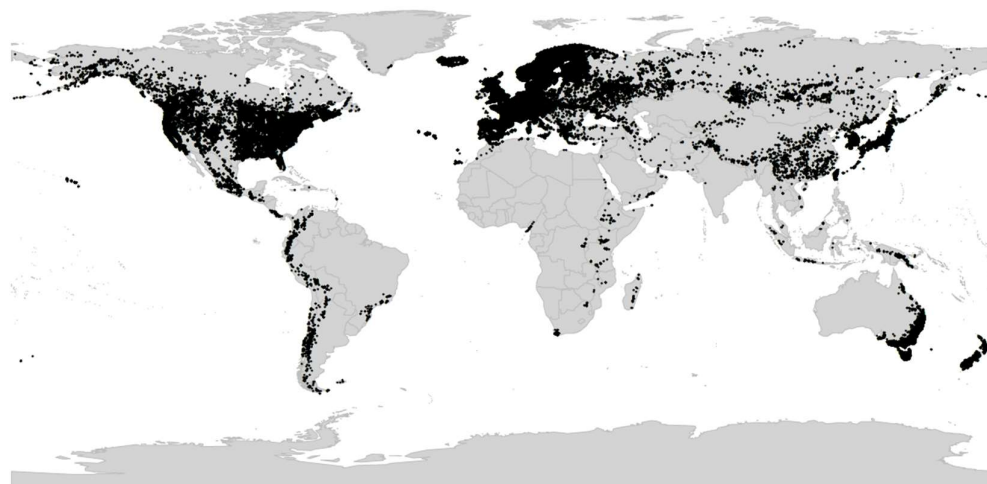


Figure 2. Global distribution of *Viola* L. (*Violaceae*), showing the predominantly temperate distribution of the genus.

Viola is distributed in most ice-free regions of the world except Antarctica, mainly in the temperate zones of both hemispheres and at high elevations in the mountain systems of the tropics [2, 28] (Figure 2). The genus has its centres of taxonomic and morphological diversity in the Andes, in the Mediterranean area of Europe, in eastern Asia, and in North

America. Three species, i.e., *V. biflora*, *V. epipsiloides*, and *V. selkirkii*, have circumboreal distributions. *Viola arvensis*, *V. odorata*, and *V. tricolor* are near cosmopolites as a result of introductions.

Viola, like Violaceae as a whole, is assumed to have originated in South America [2, 4, 28, 29]. Dating analysis associates the origin and beginning diversification of *Viola* with the Eocene-Oligocene cooling event [30-32] which, in combination with the formation of the Andes during the Eocene [33-36], may have given this temperate lineage opportunities to diversify [4, 28].

An inherent feature of *Viola* is the lack of barriers against hybridisation, which occurs commonly between closely related species, especially in disturbed or transitional habitats, and which can make species identification difficult [37-40]. Speciation by allopolyploidisation, which occurs as a consequence of genome duplication in a hybrid, has been estimated to occur with a higher proportion in *Viola* (67% to 88% [28]) than in angiosperms in general (15% to 30% [41, 42]). It is therefore no coincidence that the first polyploid series of chromosome numbers ($n = 6, 12, 18, 24, 36, 48$) was discovered in *Viola* (Miyaji 1913 [43, 44]). Allopolyploidisation has been instrumental in at least three major radiations within the genus, i.e., the first following dispersal into the northern hemisphere 18–20 Ma ago and the diversification into at least nine allopolyploid endemic lineages [28], the second following dispersal into North America c. 10 Ma ago and formation of the endemic al-lodecaploid sect. *Nosphinium* [45], and the third since c. 10 Ma within sect. *Melanium* in the western Palearctic [28].

The first taxonomic treatments of *Viola* were contributed by Frédéric C. J. Gingins de la Sarraz (1790–1873) in 1823 [46] and in the chapter on Violarieae in de Candolle's Pro-dromus in 1824 [47]. Gingins realised that the shape of the style was a variable and reliable character to subdivide the genus, and based on that he grouped the 105 species known at the time into five sections, sect. *Nomimium* (= sect. *Viola*), sect. *Dischidium*, sect. *Chamaemelanium*, sect. *Melanium*, and sect. *Leptidium*. All but the last section covered the northern hemisphere taxa.

By the end of the 19th century, the number of known *Viola* species had doubled to 200. The treatment of *Viola* by Karl Reiche (1860–1922) for the first edition of Engler & Prantl's Die Natürlichen Pflanzenfamilien [48] was the first to take into account the morphological distinction of the rosulate violets of South America (subg. *Neoandinium* in our circumscription). Reiche placed them in sect. *Rosulatae*, while uniting all of Gingins' sections in sect. *Sparsifoliae* (subg. *Viola* in our circumscription). In addition, he erected sect. *Confertae* for five morphologically deviating species of both subgenera.

The treatment of *Viola* by Wilhelm Becker (1874–1928) for the second edition of Engler's Die Natürlichen Pflanzenfamilien [1] represented a leap forward in the understanding and classification of the genus, for which c. 400 species were known at the time. Summarising more than two decades of his taxonomic work on *Viola*, Becker recognised a total of 14 sections based on general morphology and biogeography, including the five of Gingins's [46] but, for some reason, none of Reiche's [48]. Hence, Becker erected sect. *Delphin-iopsis*, sect. *Nosphinium*, sect. *Sclerosium*, and sect. *Xylinosium* for northern hemisphere taxa, and sect. *Andinium* (an illegitimate name for Reiche's sect. *Rosulatae*), sect. *Chilenium*, sect. *Rubellium*, and sect. *Tridens* for South American taxa, and sect. *Erpetion* for the Australian taxa. In addition, he noted the need for additional sections to accommodate a few more, divergent species not included in his system, namely *V. abyssinica* and relatives in Africa, *V. filicaulis* in New Zealand, and *V. papuana* in New Guinea. Notably, Becker sub-divided the large and heterogeneous sect. *Nomimium* (= sect. *Viola*) into a total of 17 un-ranked greges, denoted A through R, many of which have since been combined at the subsection or section level.

Becker's taxonomic treatment from 1925 [1] remains the last comprehensive taxonomic treatment of *Viola*. Although comprehensive, it was rather summarical, with very short descriptions of infrageneric taxa only and incomplete lists of taxa. Becker probably considered this treatment provisional, as it is known that he was working on a monograph

of the genus when he died after a short illness in 1928, aged only 54 [49, 50]. His notes were lost and never published. His *Viola* herbarium, containing approximately 4,300 specimens and acquired by the Herbarium berolinense (B) in 1929, was destroyed by fire in early March 1943 after a bombing by Allied forces [51, 52]. These unfortunate events, along with the mere size of *Viola* which renders the genus difficult to study in its entirety, are likely reasons why *Viola* has not been subject to full revision in nearly a century.

In the late 1920s and early 1930s, numerous studies on chromosome cytology were published on *Viola* in the northern hemisphere [29, 43, 44, 53-56]. Based on these findings, along with observations on general morphology, biogeography, and crossing experiments [57, 58], Jens C. Clausen (1891–1969) suggested two considerable changes to Becker's system [29, 56, 59]. The first was introducing the concept of a widely defined sect. *Chamaemelanium* that united all yellow-flowered taxa having the base chromosome number $x = 6$, i.e., including sect. *Dischidium* and greges *Orbiculares* and *Memorabiles* of sect. *Nomimium*. The second change was splitting in two the large and heterogeneous sect. *Nomimium*, i.e., into sect. *Plagiostigma*, having a marginate style and the base chromosome number $x = 12$, and sect. *Rostellatae* (= sect. *Viola*), having an unmarginate, rostellate style and $x = 10$. Although this subdivision was backed up by substantial evidence and later also confirmed phylogenetically, Clausen's revision was not implemented in any treatment of the genus for the next 90 years [2, 28, 45, 60, 61].

Only a few monographs have been published dealing comprehensively with particular groups, i.e., on sect. *Chilenium* [62, 63], sect. *Melanium* [64-66], subsect. *Borealiamericanae* [67], and most recently on subg. *Neoandinium* [68]. The remaining major post-Beckerian taxonomic treatments of *Viola* by specialists have been regional, e.g., for North America [69, 70], Peru [71], the former Soviet Union and Russia [21, 61, 72], Europe [73], Malesia [74], China and Taiwan [75-78], Iran and parts of adjacent countries [79], Norden [19], and Argentina [80]. In general, the Russian and Asian taxonomic treatments have combined Becker's sections at the subgenus level and used higher taxonomic ranks for all the infrageneric groups of *Viola*. There is currently no taxonomic consensus.

Of the numerous phylogenetic studies that have been published for *Viola* [2, 28, 45, 60, 81-94] only two have been near-comprehensive in terms of sampling of infrageneric groups [2, 28]. The ITS phylogeny of Ballard et al. [2] was the first phylogeny for *Viola* and covered eight of Becker's 14 sections. The species-level phylogenies of Marcussen et al. [28, 45] covered all of Becker's sections, and based on three low-copy genes and a chloroplast marker, allowed also for the reconstruction of reticulate, allopolyploid history of the genus. Among other things, the phylogenetic findings lended support to Clausen's [29, 56, 59] suggestions for a re-circumscription of the large and heterogeneous sect. *Nomimium* and to Reiche's [48] early suggestion to recognise the South American rosulate violets at a higher taxonomic level. In addition, numerous new infrageneric segregates have been identified (or confirmed) in recent years that require taxonomic recognition, i.e., *V. abyssinica* and relatives and *V. decumbens* in Africa [28], the recently discovered *V. hybanthoides* in China, which has been assigned to the monotypic sect. *Danxiaviola* [90], *V. kunawurensis* for which a reference genome is on the way (NCBI accession PRJNA805692, as *V. "kunawurensis"*), and *V. spathulata* and relatives [28] in Eurasia, and a large clade of North American and Hawaiian allodecaploids provisionally referred to as sect. *Nosphinium* s.lat. [2, 45, 81].

In summary, the knowledge that has been accumulating for nearly a century, since the last revision of *Viola* by Becker in 1925 [1], has not been revised and systematised. This has beyond doubt hindered the testing of new hypotheses and obtaining new knowledge. Since the last revision in 1925, the number of known species in *Viola* has increased by 60% and numerous new infrageneric segregates have been identified using molecular methods and morphology. Among the amended classifications that do exist, no consensus exists for use of rank, delimitation, or nomenclature, mostly because each of these classifications covered only a small part of the genus and taxon delimitation and rank had not been defined in the context of the total variation within *Viola*. Furthermore, none of the hitherto

proposed classifications have been phylogenetic by nature and aimed at reconciling taxon monophyly and the extensive reticulate evolution due to allopolyploidy [28] in the genus. Finally, it is now known that a substantial proportion of the known species of *Viola* are narrow endemics and endangered species and are as such at risk of extinction due to human-induced changes in land use and climate [95]. *Viola* (sect. *Melanium*) *cryana*, is considered extinct in Europe and globally [96] and *V.* (sect. *Plagiostigma*) *stoloniflora* is considered extinct in the wild in the Ryukyus Islands [97], and it is to be feared that up to 27 species within subg. *Neoandinium*, most of which have not been seen since the type collection, have become extinct [68].

The aim of this revision was to generate an updated infrageneric taxonomy for *Viola* based on modern principles of phylogenetics and monophyly and the accumulated information since Becker's previous morphology-based classification from 1925 [1]. The revision is presented as (1) a global checklist of species of *Viola* accepted by us and annotated with infrageneric taxonomy, (2) an updated multigene phylogenetic network and an ITS phylogeny with denser taxon sampling, (3) a brief summary of the taxonomic changes from Becker's classification and their justification, (4) an account of each infrageneric group with justifications for delimitation and rank including a description, a list of apomorphies, molecular phylogenies where possible or relevant, and a list of accepted species, and (5) a morphological binary key to the accepted subgenera, sections and subsections. It is our intention and hope that this synthesis, by summarising what is known and what remains to be known for *Viola*, will serve as both a foundation and an inspiration for further studies on this large, diverse and insufficiently understood genus.

2. Results

We recognise 658 known species of *Viola*, 43 of which have not yet been described. The global species checklist, annotated with infrageneric taxonomy, is presented in Appendix A. We subdivide the genus into two subgenera, 31 sections, and 20 subsections. Subgenus *Neoandinium* comprises 140 species in 11 sections, and subg. *Viola*, 518 species in 20 sections and 20 subsections (Table 1). Section *Plagiostigma* is by far the most species-rich section with 139 species, followed by sect. *Melanium* with 110 species. Nearly half of the sections, 15 of 31, include three species or less (Figure 3). We propose subg. *Neoandinium* as a replacement name for the illegitimate subg. *Andinium* (W. Becker) Marcussen, and erect 13 new infrageneric taxa within subg. *Viola*, i.e., six new sections (sect. *Abyssinium*, sect. *Himalayum*, sect. *Melvio*, sect. *Nematocaulon*, sect. *Spathulidium*, and sect. *Xanthidium*), and seven new subsections (subsects. *Australasiaticae*, *Bulbosae*, and *Formosanae* within sect. *Plagiostigma*, subsect. *Clauseniana* within sect. *Nosphinium*, and subsects. *Cleistogamae*, *Dispaes*, and *Pseudorupestres* within sect. *Melanium*). Justifications for erecting new taxa are given under each taxon in the taxonomic section and in the form of a binary key (Chapter 5).

Table 1. The proposed infrageneric classification of the 658 recognised species of *Viola* into two subgenera, 31 sections and 20 subsections. “-” indicates missing data. “?” indicates unknown state. Chromosome numbers within square brackets indicate expected numbers based on ploidy and ancestry. 296
297
298
299

Genus segregate	Type species	Ploidy (x)	Base 2n	Species	Distribution
Subg. Neoandinium	<i>Viola pygmaea</i>	2x	14	140	South America
sect. <i>Confertae</i>	<i>V. nassauvioides</i>	-	-	1	Chile?
sect. <i>Ericoidium</i>	<i>V. fluehmannii</i>	-	-	1	Argentina, Chile
sect. <i>Grandiflos</i>	<i>V. truncata</i>	-	-	6	Argentina, Chile
sect. <i>Inconspicuiiflos</i>	<i>V. lilliputana</i>	-	-	8	Peru
sect. <i>Relictium</i>	<i>V. huesoensis</i>	-	-	8	Chile
sect. <i>Rhizomandinium</i>	<i>V. escondidaensis</i>	-	-	2	Argentina
sect. <i>Rosulatae</i>	<i>V. rosulata</i>	2x	14	56	South America
sect. <i>Sempervivum</i>	<i>V. atropurpurea</i>	-	-	34	South America
sect. <i>Subandinium</i>	<i>V. subandina</i>	2x	-	15	South America
sect. <i>Triflabellium</i>	<i>V. triflabellata</i>	-	-	7	Argentina, Chile
sect. <i>Xylobasis</i>	<i>V. beati</i>	-	-	1	Argentina
Subg. Viola	<i>V. odorata</i>	2x	14?	518	cosmopolitan
sect. <i>Abyssinium</i>	<i>V. abyssinica</i>	12x	c. 72	3	Africa
sect. <i>Chamaemelanium</i>	<i>V. canadensis</i>	2x	12	68	northern hemisphere
sect. <i>Chilenium</i>	<i>V. maculata</i>	≥4x	-	7	South America
sect. <i>Danxiaviola</i>	<i>V. hybanthoides</i>	4x?	20	1	China: Guangdong
sect. <i>Delphinopsis</i>	<i>V. delphinantha</i>	4x	20	3	southern Europe
sect. <i>Erpetion</i>	<i>V. hederacea</i>	8x	50	11	Australia
sect. <i>Himalayum</i>	<i>V. kunawurensis</i>	8x	20?	1	central Asia
sect. <i>Leptidium</i>	<i>V. stipularis</i>	4x	54	18	Latin America
sect. <i>Melanium</i>	<i>V. tricolor</i>	4x	?	110	northern hemisphere
— subsect. <i>Bracteolatae</i>	<i>V. tricolor</i>	8x	?	96	western Palearctic
— subsect. <i>Cleistogamae</i>	<i>V. rafinesquei</i>	8x	34	1	eastern North America
— subsect. <i>Dispares</i>	<i>V. dyris</i>	4x?	?	3	Mediterranean region
— subsect. <i>Ebracteatae</i>	<i>V. modesta</i>	4x	?	9	Mediterranean region
— subsect. <i>Pseudorupestris</i>	<i>V. argenteria</i>	4x?	14	1	Alps & Corsica
sect. <i>Melvio</i>	<i>V. decumbens</i>	6x?	-	1	South Africa
sect. <i>Nematocaulon</i>	<i>V. filicaulis</i>	-	72	1	New Zealand
sect. <i>Nosphinium</i>	<i>V. chamissoniana</i>	10x	[56]	61	mainly North America
— subsect. <i>Borealiamericanae</i>	<i>V. cucullata</i>	10x	54	38	North America
— subsect. <i>Clausenianae</i>	<i>V. clauseniana</i>	10x	c. 44?	1	USA: Utah
— subsect. <i>Langsdorffianae</i>	<i>V. langsdorffii</i>	14x	[80]	2	Amphiberingian
— subsect. <i>Mexicanae</i>	<i>V. humilis</i>	14x	[80]	10	Mexico to Ecuador and Venezuela
— subsect. <i>Nosphinium</i>	<i>V. chamissoniana</i>	14x	[80]	9	Hawaiian Islands
— subsect. <i>Pedatae</i>	<i>V. pedata</i>	10x	54	1	eastern North America
sect. <i>Plagiostigma</i>	<i>V. palustris</i>	4x	24	139	cosmopolite except Africa
— subsect. <i>Australasiaticae</i>	<i>V. sumatrana</i>	8x?	46?	10	southeastern Asia and Malesia
— subsect. <i>Bilobatae</i>	<i>V. arcuata</i>	4x	24	9	eastern Asia and Australasia
— subsect. <i>Bulbosae</i>	<i>V. bulbosa</i>	4x	24	2	eastern Himalayas and central China
— subsect. <i>Diffusae</i>	<i>V. diffusa</i>	4x	24	13	southeastern Asia
— subsect. <i>Formosanae</i>	<i>V. formosana</i>	4x	22	2	Taiwan and Okinawa
— subsect. <i>Patellares</i>	<i>V. selkirkii</i>	4x	24	64	northern hemisphere
— subsect. <i>Stolonosae</i>	<i>V. palustris</i>	4x	24	39	northern hemisphere
sect. <i>Rubellium</i>	<i>V. rubella</i>	2x	12	3	Chile
sect. <i>Sclerosium</i>	<i>V. cinerea</i>	4x	22	7	Indian Ocean monsoon region
sect. <i>Spathulidium</i>	<i>V. spathulata</i>	8x	-	3	Iraq, Iran, Afganistan
sect. <i>Tridens</i>	<i>V. tridentata</i>	6x	40	1	southern South America
sect. <i>Viola</i>	<i>V. odorata</i>	4x	20	75	near cosmopolite
— subsect. <i>Rostratae</i>	<i>V. riviniana</i>	4x	20	51	near cosmopolite
— subsect. <i>Viola</i>	<i>V. odorata</i>	4x	20	24	Palearctic
sect. <i>Xanthidium</i>	<i>V. flavicans</i>	-	-	2	central South America
sect. <i>Xylinosium</i>	<i>V. arborescens</i>	8x?	52	3	Mediterranean region

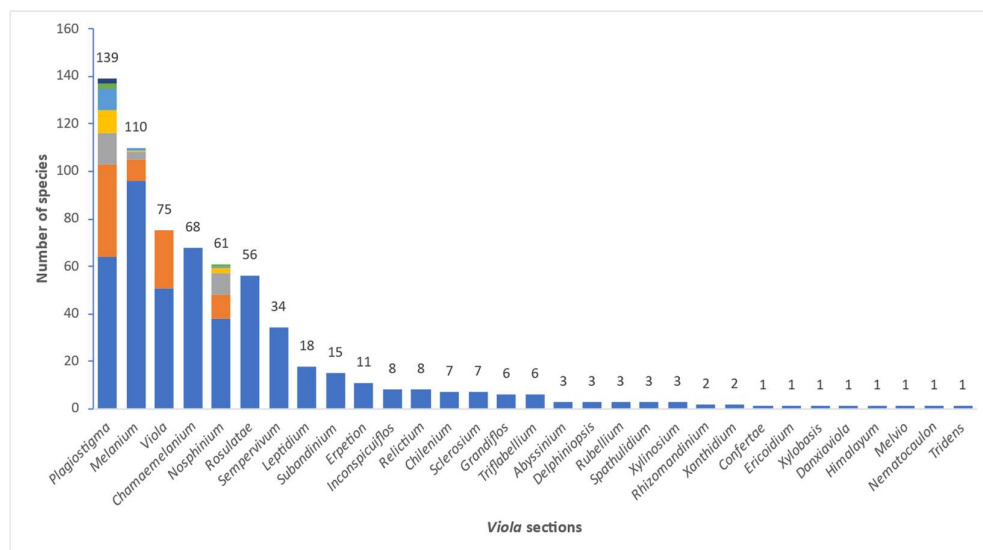


Figure 3. Stacked bar plot showing species richness among the 31 sections of *Viola*. Species counts are indicated above each bar. Sections containing subsections are indicated as stacked bars with the distribution of species among subsections indicated in different colours. For details on each subsection, see Table 1.

2.1. Genus phylogeny

We updated the allopolyploid phylogenetic network obtained by Marcussen et al. (2015 [28]), based on homoeologs of three low-copy nuclear genes, with new information on chromosome counts and sequences (Figure 4). A dated phylogeny of the ITS marker, with denser sampling for selected taxa, is shown in Figure 5. New ITS sequences provided a new and older crown node age for subg. *Neoandinium* (c. 20.3 Ma) compared to Marcussen et al. [28], and also allowed placing the two novel sections *Danxiaviola* [90] and *Himalayum* as distinct lineages within the North Hemisphere CHAM/MELVIO allopolyploid tangle in Figure 4. We have re-evaluated the phylogenetic placement of *Viola* (sect. *Melvio*) *decumbens* (Figure 4), after discarding the erroneous *trnL-trnF* sequence that placed it next to *V. arborescens* in sect. *Xylinosium* [28]. *Viola decumbens* appears to be hexaploid, as each of the three low-copy genes analysed by [28] have three MELVIO homoeologs that coalescence around 17–22 Ma. These homoeologs coalesce slightly shallower (on average 1.6 Ma) with one another than with the rest of the MELVIO clade, suggesting that the subgenomes of *V. decumbens* are a monophyletic sister to the rest of the MELVIO lineage. No chromosome counts exist for *V. decumbens*. The updated and corrected chromosome counts on *V.* (sect. *Erpetion*) *banksii* ($2n = 50$, not 60) and *V.* (sect. *Tridens*) *tridentata* ($2n = 40$, not 80) are reconcilable with the molecular data without the need to formulate complex hypotheses of homoeolog loss and duplication (cf. [28]). Both homoeolog number and chromosome count for sect. *Erpetion* indicate that this lineage is allo-octoploid (Figure 4); the recent count of $2n = 50$ in *V. banksii* [98] is very close indeed to the expected $2n = 48$ based on $x = 6$ in the diploid ancestor of sects. *Chamaemelanium* and *Rubellium*. Similarly, for sect. *Tridens* both homoeolog number and chromosome count agree with allohexaploidy (Figure 4); the count of $2n = 40$ [99] is very close to the expected $2n = 38$ based on $x = 6$ in the two genomes shared with sect. *Erpetion* and $x = 7$ in the one shared with sect. *Leptidium*.



Figure 4. Dated phylogeny for monophyletic sections of *Viola*, updated from Marcussen et al. [28]. Estimated base ploidy is indicated after the name of each *Viola* section. Curved lines indicate parental lineages of an allopolyploid lineage and filled diamonds indicate the estimated time of allopolyploidisation [28]. Daggert symbols denote parental lineages that are extinct or unsampled and extant only as a subgenome of an allopolyploid lineage. Horizontal black triangles indicate the estimated crown node of a section (and is prone to increase as more taxa are added). No phylogenetic data exist for sect. *Nematocaulon* and sect. *Xanthidium* of subg. *Viola* and for another seven sections of subg. *Neoandinium*.

334

335

336

337

338

339

340

341

342



Figure 5. Dated BEAST phylogeny of the Internal Transcribed Spacer (ITS) in selected taxa of *Viola* and secondary age calibration of five internal nodes. Tip names are shown as section, subsection (if available), and species. Node bars indicate the posterior 95% credibility interval for node height; nodes with bars indicated in brown were used for age calibration. Mean ages are indicated on nodes. The outgroup (*Melicytus*) was pruned.

2.2. Justification for taxonomic levels and classification

349

The phylogenetic history of *Viola* is reticulated to such an extent that monophyletic groups can be delimited at three hierarchical levels only. The highest hierarchical level corresponds to subgenus in our treatment and delimitates two monophyletic taxa, i.e., subg. *Neoandinium* and subg. *Viola*. The intermediate hierarchical level corresponds to the section level. The lowest hierarchical level delimits subsections. Below the level of subsection, taxa are interconnected by allopolyploidy and the taxonomic level of series is not applicable as a result of non-monophyly. In addition, applying the levels of subgenus, section and subsection maximises taxonomic stability, by minimising the number of changes from Becker's [1] treatment and by allowing to keep most of his sections.

350

351

352

353

354

355

356

357

358

The alternative to treating *Neoandinium* at the subgenus level would be to recognise it as a separate genus (e.g., as *Andinium*). This could have been justified both morphologically and phylogenetically. However, this change would be phylogenetically unnecessary, as monophyly is not affected, and there is also no need for additional taxonomic levels within *Viola*, considering that we here abandon the taxonomic level of series for reasons of monophyly. Recognising a separate genus for subg. *Neoandinium* would further disrupt taxonomic stability and require numerous new taxonomic combinations to be made.

359

360

361

362

363

364

365

366

In our taxonomic treatment, sect. *Nosphinium* is the only exception to the rule of strict monophyly, which cannot be enforced due to the conceptual conflict between reticulate evolution, as a result of allopolyploidy, and the hierarchical system of classification. Sect. *Nosphinium* is an allodecaploid lineage that originated by hybridisation between taxa deeply nested within the sections *Chamaemelianum*, *Plagiostigma*, and *Viola*, and that during its diversification acquired several additional *Plagiostigma* genomes by further allopolyploidisation [45]. Enforcing strict monophyly in this case would, by a domino effect, have the undesirable consequence that all sections within subg. *Viola* were rendered non-monophyletic.

367

368

369

370

371

372

373

374

375

376

2.3. Changes to Becker's original system for *Viola*

377

The comprehensive classification of *Viola* presented here is the first since that proposed by Becker [1] nearly a century ago. Changes in classification from Becker's system are summarised and displayed as a "wire" diagram in Figure 6. We give justifications for these changes in the next subchapter under each higher taxon (Chapter 5).

378

379

380

381

Becker [1] recognised 14 sections and numerous infrasectional greges within *Viola*. Here we suggest to recognise two subgenera, subg. *Neoandinium* (Becker [1]: sect. *Andinium*) with 11 sections and subg. *Viola* with 20 sections and 18 subsections. Recently, Watson et al. [68] proposed a provisional classification of subg. *Neoandinium* (as subg. *Andinium*) with 11 sections based on general morphology. In the absence of phylogenetic data and a good understanding of character polarity in the two subgenera, we tentatively follow this classification. Within subg. *Viola*, we make the largest changes in circumscription have to Becker's sections *Nomimium*, *Dischidium*, *Nosphinium*, and *Chamaemelianum*, where Becker's [1] species groups are now re-distributed among six sections. Section *Chamaemelianum* now comprises the former sect. *Dischidium* and greges *Memorabiles* and *Orbiculares* of sect. *Nomimium*. Section *Viola* corresponds to the former sect. *Nomimium* s.str. and unites greges *Repentes*, *Umbraticolae* and *Rostratae* in subsect. *Rostratae*, and greges *Uncinatae*, *Lignosae* and *Serpentes* (pro parte) in subsect. *Viola*. Section *Plagiostigma* unites greges *Serpentes* pro parte, *Vaginatae*, *Bilobatae* and *Stolonosae* in subsect. *Australasiaticae* and subsect. *Stolonosae*, retains grex *Diffusae* as subsect. *Diffusae* and retains most of grex *Adnatae* as subsect. *Patellares*. Section *Nosphinium*, which in the original sense comprised the Hawaiian *Viola* only, is here considerably expanded and comprises subsect. *Borealiamericanae*, subsect. *Mexicanae*, subsect. *Pedatae* and subsect. *Langsdorffianae* (all previously greges of sect. *Nomimium*) next to subsect. *Nosphinium* (Becker [1]: sect. *Nosphinium*), as well as subsect. *Clausenianae*.

382

383

384

385

386

387

388

389

390

391

392

393

394

395

396

397

398

399

400

401

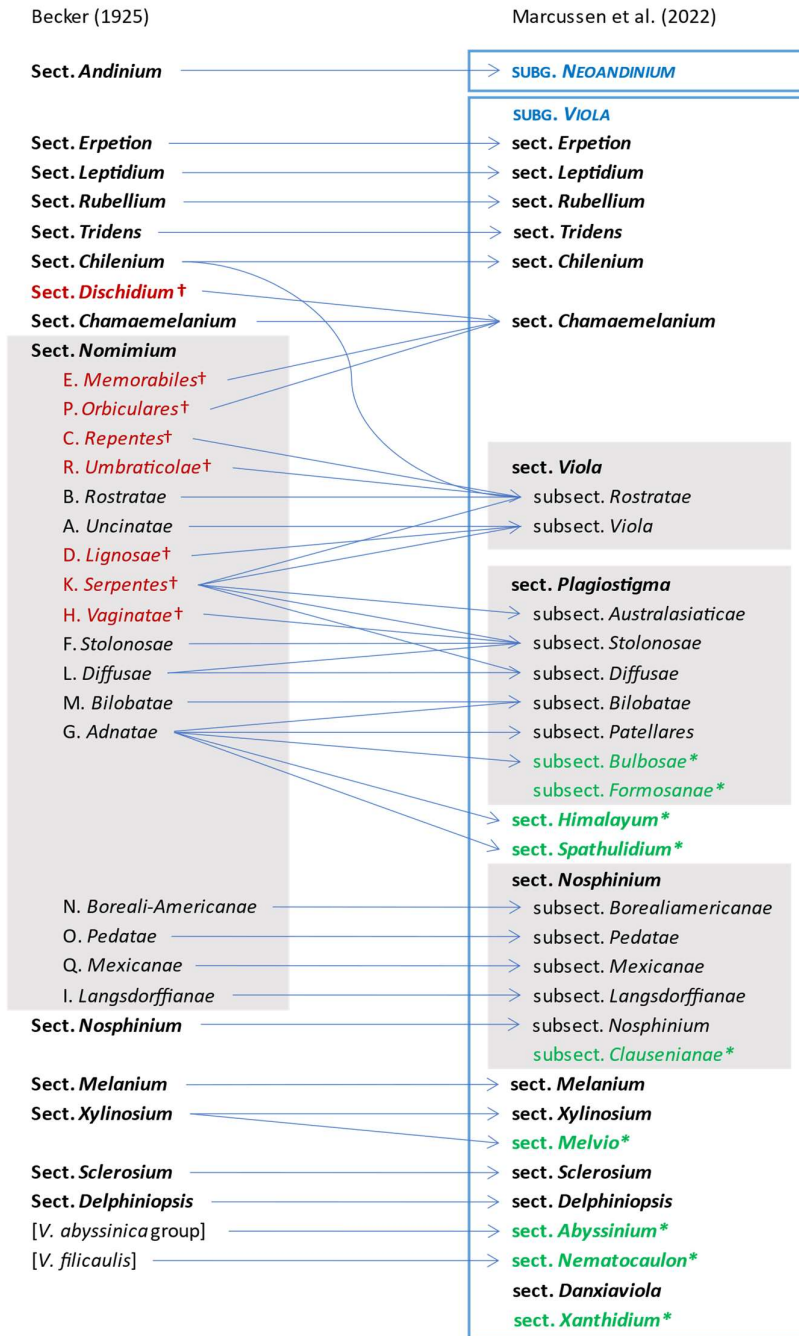


Figure 6. Wire diagram illustrating the major taxonomic differences between the phylogenetic classification of *Viola* proposed here compared to the morphological classification proposed by Becker [1]. Merging lines denote lumping of two or more of Becker's infrageneric groups into one taxon, while splitting lines denote segregation into two or more taxa. Taxa drawn at the same level and interlinked with a horizontal line are synonymous, but may differ in delimitation, rank, or name (for reasons of priority). Taxa indicated with a dagger have been reduced to synonymy under another taxon. Taxa indicated with an asterisk are new infrageneric segregates described here. We do not show infrasectional taxa for sect. *Chamaemelanium*, which are not accepted here, or for sect. *Melanium* and the sect. *Andinium* / subg. *Neoandinium* pair, for which our treatments differ substantially from that by Becker.

In subg. *Viola* six new sections have been erected to accommodate the following taxa: 414
sect. *Abyssinium* for the African species *V. abyssinica* and allies (Becker [1]: mentioned but 415
not formally classified); sect. *Himalayum* for *V. kunawarensis* in the Himalayas (Becker [1]: 416
sect. *Nomimium* grex *Adnatae*); sect. *Melvio* for the South African Cape endemic *V. decum-* 417
bens (Becker [1]: sect. *Xylinosium*); sect. *Nematocaulon* for the New Zealand endemic *V. fil-* 418
icaulis (Becker [1]: mentioned but not formally classified); sect. *Spathulidium* for *V. spathu-* 419
lata and allies in southwestern Asia (Becker [1]: sect. *Nomimium* grex *Adnatae*); and sect. 420
Xanthidium for the *V. flavicans* group in southern South America (Becker: not included in 421
the monograph [1] but mentioned elsewhere [100-102]). Section *Danxiaviola* has already 422
been published to accommodate the newly described *V. hybanthoides* endemic to Yunnan, 423
China [90]. These six new sections comprise in total about 11 species only, indicating that 424
Becker's [1] century-old classification provided a remarkably good overview of the genus. 425
426

3. Patterns of evolution within *Viola* 427

3.1. The historical biogeography of *Viola* 428

We reconstructed the historical biogeography of *Viola* (Figure 7) using a simplified 429
approach based on four biogeographic categories, a single-rate transition model, and 50 430
operational taxonomic units as defined in the diploid multilabelled phylogenetic timetree 431
that is the counterpart of the phylogenetic allopolyploid network in Figure 4. Our result 432
gives the strongest possible support ($pp = 1.0$) to the previously proposed, but never actu- 433
ally tested, hypothesis that *Viola* originated in South America [2, 28, 29]. Subgenus *Neoan-* 434
dinium never dispersed out of its endemic range in South America. Within subg. *Viola*, it 435
is inferred that the CHAM and MELVIO lineages dispersed independently into the North- 436
ern Hemisphere 20–25 Ma ago where they eventually met and formed allopolyploids. In- 437
tersectional biogeographic relationships within the Northern Hemisphere are not resolv- 438
able due to the basal polytomy. However, it seems likely that the diploid CHAM lineage 439
dispersed northwards from South America into North America, where it gave rise to sect. 440
Chamaemelanium which at present has its diversity centre along the Pacific coast of North 441
America; this scenario was proposed already by Clausen nearly a century ago [29]. The 442
dispersal history of the diploid MELVIO lineage remains unknown, as it is represented 443
by a single species (*V. decumbens*, sect. *Melvio*) that occurs allopatrically in the Cape of 444
South Africa. It seems clear, however, that members of CHAM and MELVIO both dis- 445
persed into Eurasia where they by hybridisation gave rise to numerous allopolyploid lin- 446
eages, most of which correspond to sections in our treatments. Western Eurasia appears 447
to have been the cradle of early allopolyploid diversification, as the majority of these sec- 448
tions are endemic or have diversity centres here; only three sections have diversity centres 449
in eastern Eurasia (sects. *Danxiaviola*, *Himalayum*, and *Plagiostigma*). Both the ancestral dip- 450
loids (CHAM and MELVIO) have since become extinct in western Eurasia. 451

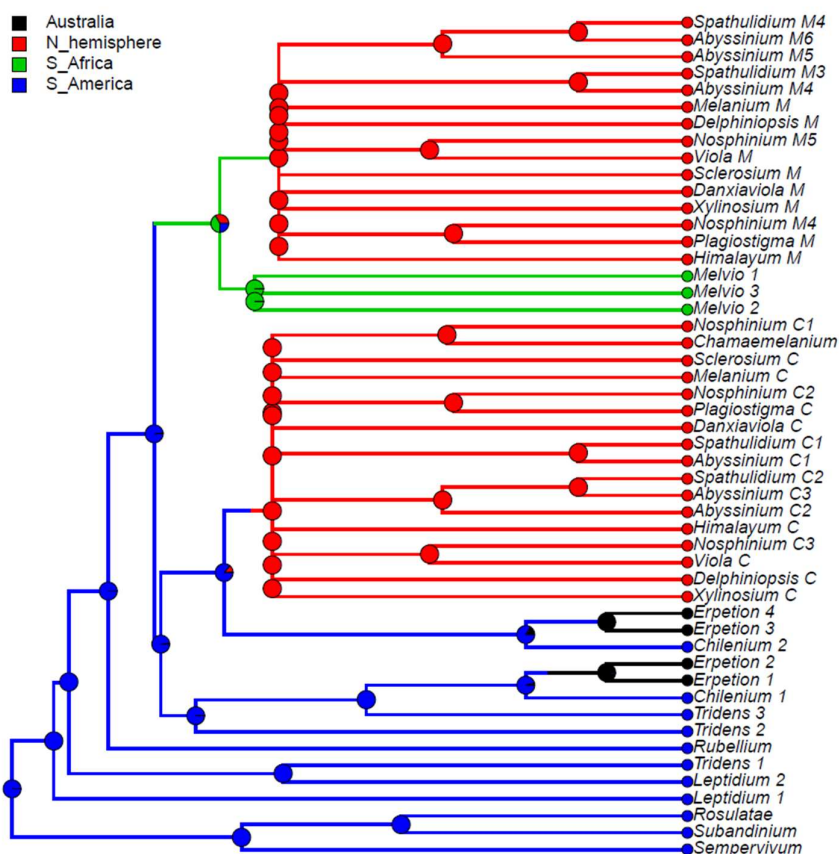


Figure 7. Discrete historical biogeography of *Viola* sections, showing the South American origin of the genus and independent dispersal into the northern hemisphere by the CHAM and MELVIO lineages. Ancestral states were inferred by stochastic character mapping [103] using a 1-rate model and 1000 replicates, given the monoploid multilabelled timetree with 50 leaves that results from unfolding the network in Figure 4 to a tree. Sections *Nematocaulon* (New Zealand) and *Xanthidium* (South America), for which data are lacking, are not included.

3.2. Hybridisation and allopolyploidy

Interspecific hybridisation is common in *Viola* and is well studied for the sections in the Northern Hemisphere. Hybridisation occurs most commonly between pairs of closely related species, especially among those that share a genome due to allopolyploidy, such as *V. epipsila* (4x) and *V. palustris* (8x) and European members of subsect. *Rostratae* (4x/8x/12x) [19, 38, 39, 104-108]. As a result, spontaneous hybrids occur nearly exclusively between taxa within the same subsection, more rarely between species belonging in different subsections, and only occasionally between species in different sections. The most phylogenetically distant taxa to form spontaneous hybrids are members of sect. *Plagios-tigma* subsect. *Patellares* and sect. *Viola* subsect. *Rostratae*, which are estimated to have diverged some 18 Ma ago (Figure 4). Their hybrids are extremely rare and are known from single individuals only, of *V. japonica* × *V. rostrata* [109] and possibly *V. rupestris* × *V. selkirkii* [61, 110]. Artificial hybrids are, however, easily made between members of these two sections and also with sect. *Nosphinium* subsect. *Borealiamericanae*, to a lesser degree with sect. *Chamaemelanium* [57, 58]. The genomic compatibility of these lineages most likely reflects their comparatively slow evolutionary rates [28].

The symplesiomorphic, retained ability of taxa to interbreed for millions of years after they diverged has evidently played an important role in the phylogenetic history of the genus by allowing for extensive allopolyploid speciation (Figure 4; [28, 45, 60]). Although historically most allopolyploidisations have involved recently diverged parental

452

453
454
455
456
457
458

459

460
461
462
463
464
465
466
467
468
469
470
471
472
473
474

475
476
477
478

taxa, their divergence may have been more than 10 Ma for mesopolyploids such as sect. *Leptidium* and sect. *Tridens* (Figure 4) and widespread neo-octoploids such as *V. blanda*, *V. incognita*, *V. pluviae*, and *V. palustris* [45, 93]. All these four neo-octoploids have Boreal distributions and their origins coincide with the climate cooling and repeated glaciations in the last 5 Ma [111]. More than anything, this shows that the ability to hybridise and speciate by allopolyploidisation can be a rapid mode of diversification to fill vacant niches (e.g., [112]).

The association of long-distance dispersal with polyploidy is striking in *Viola*. In each of the seven cases of long-distance dispersals older than a few Ma (Figures 4 & 7), the colonist taxon has a higher ploidy than its sister taxon or, if known, ancestor. This is seen on a massive scale in connection with the colonisation of the Northern Hemisphere by the CHAM and MELVIO lineages, which occurred c. 19 Ma ago and gave rise to more than 400 species [28], and with the decaploidisation that gave rise to sect. *Nosphinium* following independent dispersal to North America of its ancestors in sect. *Plagiostigma* and sect. *Viola*, which occurred c. 10 Ma ago and gave rise to 61 species [45]. The same pattern of increased ploidy in the colonist taxon is seen on a smaller scale for sect. *Erpetion* in Australia within the last 7 Ma (11 species), for subsect. *Nosphinium* in the Hawaiian islands within the last 5 Ma (9 species), for sect. *Abyssinium* in tropical African mountains within the last 5 Ma (3 species), for sect. *Melvio* (i.e., *V. decumbens*) in South Africa possibly 20 Ma ago, and for sect. *Nematocaulon* (i.e., *V. filicaulis*) in New Zealand. In the four cases where there is sufficient phylogenetic resolution, polyploidisation seems to have occurred after colonisation (CHAM + MELVIO, sect. *Nosphinium*, sect. *Erpetion*, sect. *Melvio*). This indicates that polyploidy is linked with colonisation rather than dispersal, an association that is general across angiosperms and may reflect that speciation by polyploidy gets to dominate during phases of colonisation because it is a much faster process than homoploid speciation (e.g., [112]).

The phylogenetic network for *Viola* (Figure 4) contains 13 homoploid speciations and 23 allopolyploid speciations, which means that allopolyploidy may have accounted for 64% ($= 23 / (13 + 23)$) of the speciations above the section level. This proportion is lower than the estimate of 67–88% by Marcussen et al. [28] as a result of new and re-interpreted information for numerous sections, as well as an expanded set of taxa, but the estimate is still far higher than the calculated average for angiosperms, estimated to 15% [41] or 30% [42].

The reason why polyploidisation is more common in *Viola* than in other lineages probably lies primarily in the ability to hybridise in combination with cleistogamy. The retained ability for lineages to form hybrids, in some cases up to 15 Ma or more, provides the raw material for allopolyploid formation. Regular selfing through cleistogamy might help the nascent allopolyploid in the early phases of establishing.

3.3. Base chromosome number in *Viola*

The limited number of chromosome counts appears to indicate that $x = 7$ may be the base chromosome number for *Viola* as a whole. The two counts in subg. *Neoandinium* both show $2n = 14$ [113]. For subg. *Viola*, $x = 6$ was long assumed because $2n = 12$ is shared by its two diploid sections, *Chamaemelanium* [29, 43, 44] and sect. *Rubellium* [60]. However, the two deepest lineages of subg. *Viola*, which are now extinct as diploids, may rather have had $x = 7$, which is indicated by ploidy and chromosome counts for the two polyploid sections *Leptidium* ($x = 6.75$, based on $2n = 54$ [53] and $8x$; Figure 4) and *Tridens* ($x = 6.67$, based on $2n = 40$ [99] and $6x$; Figure 4). The reduction from $x = 7$ to $x = 6$ may therefore be a synapomorphy for the most recent common ancestor of sects. *Chamaemelanium* and *Rubellium*. This hypothesis needs to be tested with additional counts for the South American lineages of *Viola*, and also from the sister genera, *Noisettia* and *Schweiggeria*, for which data are lacking but relevant for understanding character polarity.



Figure 8 (legend on next page).

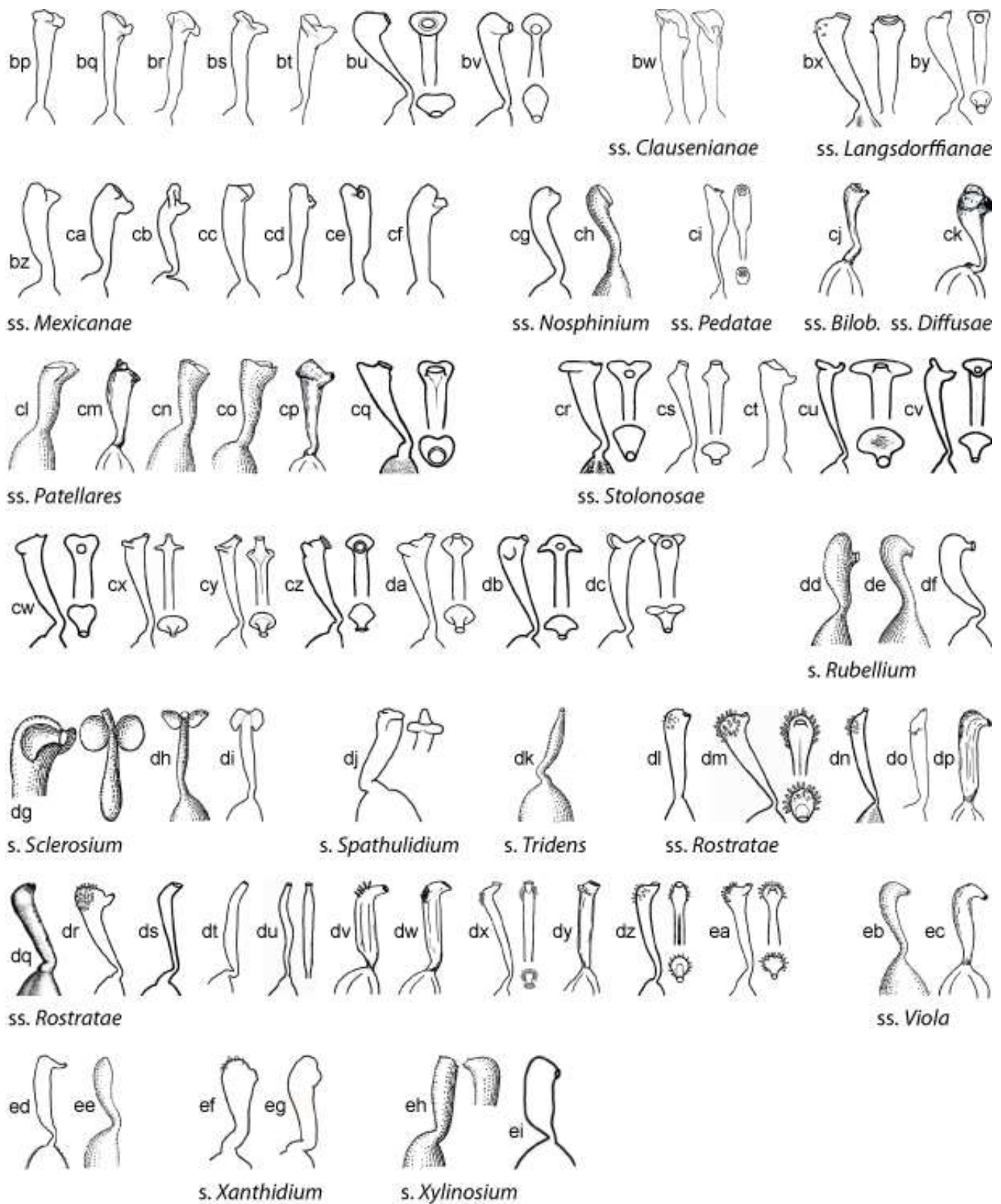


Figure 8 (continued). Style shapes in *Viola*. a–ae. Subg. *Neoandinium*. af–ei. Subg. *Viola*. — Sect. *Confertae*: a. *Viola nassauvioides* [1]. — Sect. *Ericoidium*: b. *V. fluehmannii* [80]. — Sect. *Grandiflos*: c. *V. acanthophylla* [114]. — Sect. *Inconspiciflos*: d. *V. lilliputana*, e. *V. membranacea* [1]. — Sect. *Relictium*:

f. *V. ovalleana* [48]. — **Sect. Rhizomandinium**: g. *V. escondidaensis* [80]. — **Sect. Rosulatae**: h. *V. aurantiaca* [1], i. *V. kermesina*, j. *V. niederleinii* [1], k. *V. replicata* [1], l. *V. rugosa* [1], m. *V. volcanica* [1]. — **Sect. Sempervivum**: n. *V. atropurpurea* [80], o. *V. auricolor* [80], p. *V. bangii*, q. *V. coronifera* [80], r. *V. cotyledon* [1], s. *V. dasyphylla* [80], t. *V. hieronymi* [80], u. *V. micranthella*, v. *V. pygmaea*, w. *V. sacculus* [80], x. *V. sempervivum*. — **Sect. Subandinium**: y. *V. araucaniae* [1], z. *V. polypoda*, aa. *V. pusilla*, ab. *V. subandina* [80], ac. *V. weberbaueri*. — **Sect. Triflabellium**: ad. *V. triflabellata* [80]. — **Sect. Xylobasis**: ae. *V. beati* [115]. — **Sect. Abyssinium**: af. *V. abyssinica*. — **Sect. Chamaemelanium**: ag. *V. beckwithii*, ah. *V. biflora*, ai. *V. canadensis*, aj. *V. charlestoniensis*, ak. *V. cuneata*, al. *V. douglasii*, am. *V. flettii*, an. *V. frank-smithii*, ao. *V. guadalupensis*, ap. *V. hallii*, aq. *V. lithion*, ar. *V. lobata*, as. *V. nuttallii*, at. *V. ocellata*, au. *V. scopulorum*, av. *V. sheltonii*, aw. *V. trinervata*. — **Sect. Chilenium**: ax. *V. commersonii* [80], ay. *V. maculata*, az. *V. reichei*, ba. *V. stuebelii*. — **Sect. Danxiaviola**: bb. *V. hybanthoides* (redrawn from [90]). — **Sect. Delphiniopsis**: bc. *V. cazorlensis* [1], bd. *V. delphinantha*. — **Sect. Erpetion**: be. *V. banksii*. — **Sect. Himalayum**: bf. *V. kunawurensis* [116]. — **Sect. Leptidium**: bg. *V. stipularis* [1]. — **Sect. Melanium**, subsect. **Bracteolatae**: bh. *V. cornuta* [29], bi. *V. tricolor*. — **Sect. Melanium**, subsect. **Cleistogamae**: bj. *V. rafinesquei*. — **Sect. Melvoio**: bk. *V. decumbens*. — **Sect. Nematocaulon**: bl. *V. filicaulis*. — **Sect. Nosphinium**, subsect. **Borealiamericanae**: bm. *V. brittoniana*, bn. *V. cucullata*, bo. *V. palmata*, bp. *V. pedatifida*, bq. *V. pratincola*, br. *V. sagittata*, bs. *V. septemloba*, bt. *V. sororia*, bu. *V. viarum*, bv. *V. villosa*. — **Sect. Nosphinium**, subsect. **Clausenianae**: bw. *V. clauseniana*. — **Sect. Nosphinium**, subsect. **Langsdorffianae**: bx. *V. howellii*, by. *V. langsdorffii*. — **Sect. Nosphinium**, subsect. **Mexicanae**: bz. *V. grahamii*, ca. *V. guatemalensis*, cb. *V. hookeriana*, cc. *V. humilis*, cd. *V. nannei*, ce. *V. nubicola*, cf. *V. oxyodontis*. — **Sect. Nosphinium**, subsect. **Nosphinium**: cg. *V. kauaensis*, ch. *V. maviensis* [1]. — **Sect. Nosphinium**, subsect. **Pedatae**: ci. *V. pedata*. — **Sect. Plagiostigma**, subsect. **Bilobatae**: cj. *V. arcuata* [29]. — **Sect. Plagiostigma**, subsect. **Diffusae**: ck. *V. diffusa* [29]. — **Sect. Plagiostigma**, subsect. **Patellares**: cl. *V. dactyloides* [1], cm. *V. japonica* [29], cn. *V. macroceras* [1], co. *V. patrinii* [1], cp. *V. pinnata* [29], cq. *V. selkirkii*. — **Sect. Plagiostigma**, subsect. **Stolonosae**: cr. *V. blanda*, cs. *V. epipsiloides*, ct. *V. jalapaensis*, cu. *V. lanceolata*, cv. *V. macloskeyi*, cw. *V. minuscula*, cx. *V. occidentalis*, cy. *V. brevipes*, cz. *V. palustris*, da. *V. pluviae*, db. *V. primulifolia*, dc. *V. renifolia*. — **Sect. Rubellium**: dd. *V. capillaris* [1], de. *V. portalesia* [1], df. *V. rubella*. — **Sect. Sclerosium**: dg. *V. stocksii*, dh. *V. etbaica* [1], di. *V. somalensis* [1]. — **Sect. Spathulidium**: dj. *V. spathulata*. — **Sect. Tridens**: dk. *V. tridentata* [1]. — **Sect. Viola**, subsect. **Rostratae**: dl. *V. acuminata* (redrawn from [76]), dm. *V. adunca*, dn. *V. appalachiensis*, do. *V. canina*, dp. *V. elatior* [29], dq. *V. huidobrii* [80], dr. *V. jordanii*, ds. *V. labradorica*, dt. *V. papuana* (redrawn from [74]), du. *V. rostrata*, dv. *V. rupestris* [29], dw. *V. stagnina* [29], dx. *V. striata*, dy. *V. uliginosa* [29], dz. *V. umbraticola*, ea. *V. walteri*. — **Sect. Viola**, subsect. **Viola**: eb. *V. chelmea* [1], ec. *V. hirta* [29], ed. *V. odorata*, ee. *V. pilosa* [1]. — **Sect. Xanthidium**: ef. *V. flavicans*, eg. *V. pallascaensis*. — **Sect. Xylinosium**: eh. *V. arborescens* [1], ei. *V. scorpiuroides*. All drawings by Kim Blaxland, H.E.B, and T.M. except where indicated.

3.4. Morphology, anatomy, and palynology

With the exception of the distinction between subg. *Viola* and subg. *Neoandinium*, perhaps the most striking findings in our phylogeny of *Viola*, and resulting taxonomy, is the lack of a clear correspondence between macromorphology and phylogeny. There are two likely causes for this – the highly reticulate phylogeny, which has allowed for the redistribution of apomorphies and adaptations, and the large polytomy at the base of the Northern Hemisphere taxa, which precludes the existence of synapomorphies among these taxa (Figure 7).

Style shape is variable in *Viola* (Figure 8) and has historically been a key character to subdivide the genus [1, 29, 46-48, 59, 61, 68, 90, 114, 117]. While broad diversity of style morphologies have been used previously for limited studies of taxa within subsections or sections of the genus, we sought to greatly expand the sampling to encompass the main “phenotypes” of style morphology within the two subgenera and all sections and subsections, and to evaluate the efficacy of style traits for delimiting higher-level taxa in addition to morphology. We recognised broad types of styles, first as “undifferentiated” (styles cylindrical, often straight, lacking apical ridges or processes and terminating in the stigmatic orifice) and “differentiated” (clavate or capitate, with processes or apical ridges or lobes, the stigmatic orifice on a rostellum). Additional traits were noted, such as presence/absence of papillae or trichomes; the shape, orientation and fusion of apical ridges

or lobes; and the thickness, prolongation and orientation of the rostellum supporting the stigmatic orifice. In subg. *Neoandinium*, the bulk of species display conspicuous and remarkable types of crests and processes, each species often dramatically distinct in these stylar adornments. We speculate that the divergent stylar crests or processes among related species serve a role in pollinator specificity, in a region where paucity of pollination vectors could drive selection for diverse pollinator behaviours to reduce hybridisation. In subg. *Viola*, the range of style morphologies within some larger sections such as *Chamaemelanium* and *Plagiostigma* is very broad, whereas the range within *Leptidium*, *Melanium*, and *Viola* is generally quite narrow. Variability within subsections is generally quite narrow and readily characterised. In all higher-level taxa (sections and subgenera), the range of style morphologies can be discretely described and used to support recognition of higher-level taxa based on morphology and chromosome number. In particular, style morphology can provide distinctive apomorphies where certain morphological features may be homoplasious in comparing some higher-level taxa, especially in sect. *Nosphinium* and sect. *Plagiostigma*.

Some of the variation in style morphology is geographically structured and might reflect adaptation to special modes of pollination and/or pollinators. Undifferentiated, filiform styles occur exclusively in tropical-montane and south-temperate taxa, i.e., sect. *Erpetion*, sect. *Leptidium*, sect. *Tridens*, sect. *Nematocaulon*, and in single species within sect. *Chilenium* (*V. commersonii*), and sect. *Viola* (*V. papuana*). Trichomatous-bearded styles occur exclusively in north-temperate taxa, i.e., sects. *Chamaemelanium*, *Melanium*, and *Viola*.

Shoot morphology has been given much attention in previous classifications, at least among the herbaceous Northern Hemisphere taxa, notably the presence or absence of leaf rosettes, aerial stems, or stolons. Taxa have accordingly been described and classified as rosulate or arosulate, caulescent or acaulescent, and stolonose or estolonose (e.g., [1, 118–121]). This classification is, however, artificial and does not reflect phylogenetic relationships. In addition, this classification is problematic because of the logical flaw of defining taxa based on the absence of a structure (e.g., acaulescence), and it also eludes the possibility that aerial stems in one “caulescent” taxon could be homologous with stolons in another “acaulescent stolonose” taxon, as otherwise suggested by the intermediate morphology of interspecific hybrids (e.g., *V. canina* × *V. uliginosa*, *V. odorata* × *V. riviniana* [58], *V. epipsila* × *riviniana*; T.M., unpublished data from crossing experiments). In any case, our data show that shoot morphology is quite labile and that loss, gain, or transitions among character states have occurred repeatedly in the four sections *Nosphinium*, *Plagiostigma*, *Viola*, and *Chamaemelanium* to the extent that it is not possible to infer which state(s) was ancestral; the exception is sect. *Chamaemelanium* where nearly all species have aerial stems and this character state seems to be ancestral. The loss of lateral stems presumably has a simple genetic basis, but these structures appear to be gained almost as easily. For instance, within sect. *Plagiostigma*, aerial stems have been invented from an ancestor that lacked them in subsect. *Diffusae* within the last 3 Ma (*V. guangzhouensis*) and in subsect. *Stolonosae* within the last 5 Ma (*V. moupinensis*). Similarly, stolons have been invented de novo in sect. *Erpetion* within the last 7 Ma. Within sect. *Viola* subsect. *Rostratae* all character states (i.e., aerial stem, stolon, or absence of both) may have evolved within the last 7 Ma.

Another conspicuous character is woodiness. This was most obviously the ancestral character state at the stem node of the genus, given that the sister lineage of *Viola* (*Noisettia* and *Schweiggeria*) and nearly all other genera in Violaceae are woody. However, the most recent common ancestor of *Viola* was probably not a lignose. Shrubby and subshrubby taxa occur scattered throughout the genus, and the fact that shrubbiness is most definitely derived in the taxa of subsect. *Nosphinium*, which arrived to the Hawaiian Islands some 5 Ma ago (see Chapter 5) [45, 81, 85], indicates that this too is a plastic character. Furthermore, none of the shrubby taxa of *Viola* (except for the Hawaiian ones) have retained the differentiated shoot architecture found in *Noisettia* and *Schweiggeria* as well as woody seed plants in general, with growth axes differentiated in orthotropic vegetative axes and plagiotropic reproductive axes [122].

A suite of characters appears to have evolved in the ancestor of the Northern Hemisphere taxa, perhaps in part as adaptations to increased seasonality as compared to South America. These include a shoot architecture with differentiated growth axes, seasonal cleistogamy, and a bearded style. All three characters are expressed in the diploid sect. *Chamaemelanium* and might therefore be adaptations associated with the ancestral CHAM genome, but they are not expressed in all of the allopolyploids having CHAM and MELVIO genomes. In sect. *Chamaemelanium* shoot differentiation is extreme, with the perennating axis usually being a deep-buried rhizome and lateral stems annual, aerial and floriferous; this differentiation is less extreme, but present in large sections such as *Viola*, *Plagiostigma* and *Nosphinium*. Another character is cleistogamy, which is common in *Viola*. *Viola* has the type of cleistogamy referred to as dimorphic, i.e., the primordial bud is already predetermined to develop into either a chasmogamous or cleistogamous flower [27]. Cleistogamy is facultative in the Southern Hemisphere lineages in sects. *Leptidium*, *Chilenium*, and *Nematocaulon*, and at least in the last two may occur as reproductive assurance under unfavourable conditions [26, 123]. Many of the Northern Hemisphere lineages have instead evolved seasonal cleistogamy by which production of flower type is determined by photoperiod and temperature: during long-day conditions cleistogamous flowers are produced and during short-day conditions chasmogamous flower buds are produced that remain dormant until the following spring [124-131]. Seasonal cleistogamy is known from sects. *Chamaemelanium*, *Himalayum*, *Melanium*, *Nosphinium*, *Plagiostigma*, and *Viola*.

There have been no comprehensive anatomical studies of *Viola* (cf. [132]), but investigations have been conducted on particular species or groups of species (e.g., [132-141]). Shoot architecture has been studied for a few European species [142].

Pollen in Violaceae is generally tricolporate [143]. In *Viola*, however, about one third of the species are heteromorphic with regard to pollen aperture number, which has been explained as a consequence of neopolyploidy [144]. Hence, up to five and six apertures occur in the high-polyploids (4x to 20x) of sect. *Melanium* whereas three and four apertures occur in the other investigated sections [144]. It may be noted that this study [144] severely underestimated the ploidy of most of the investigated taxa; e.g., the 12-ploid *V. tricolor*, 16-ploid *V. arvensis*, and 18-ploid *V. langsdorffii* were all interpreted to be diploid. Gavrilova & Nikitin [134] found that East European species in the sections *Chamaemelanium*, *Plagiostigma*, and *Viola* have 3-(4)-colp(oroide)ate pollen with long colpa and mostly complex exine ornamentation, while sect. *Melanium* has (3-)4-5(-6)-colporate pollen with shorter colpa and simple exine ornamentation. No palynological data exist on South American members of the genus.

3.5. Fossil record of *Viola*

Viola is represented in the fossil record of Eurasia from the Miocene onwards, by both pollen [145-151] and seeds [152-161]. There are in addition unconfirmed records of *Viola* macrofossils from the Pliocene and Pleistocene of North America [162-165]. *Viola* has no known fossil record in South America although this continent is where the genus has the longest history.

Seeds of *Viola* can be recognised by the relatively large chalaza, the transverse cellular pattern of the inner surface of the testa, and the existence of a layer with rhomboid crystals within the testa [155, 157, 158]. Fossil seeds of *Viola* are common in western Eurasian sediments from the Miocene onwards, were a total of c. 19 extinct morphotypes have been described [152-161]. Most of these are known from single fossil sites only but two have a wide stratigraphic range, i.e., *V. miocenica* Arbusova (20.44–5.333 Ma, western Siberia [161]) and *V. neogenica* Mai & Walther (15.97–2.58 Ma, Germany and Italy [158, 159, 166]). The oldest fossils of *Viola* are seeds from the Lower Miocene of Europe and comprise several morphotypes, one from the Burdigalian (17–18 Ma [167]) of Austria [160] and three from the Upper Karpatian (16.5–17.5 Ma [168]) of Poland [155]. Four morphotypes, two of

which closely similar to one of the Polish ones [155], have been described from western Siberia [154, 161] from about the same time interval, 11.63–20.44 Ma [169].

Seed fossils closely similar to, and possibly attributable to, extant species of *Viola* are known back to the Pliocene (2.58–5.333 Ma) of Europe, i.e., *V. palustris* back to the Lower Pliocene (3.6–5.333 Ma) of Germany [156, 158] and European Russia [161], *V. tricolor* back to the Upper Pliocene (2.58–3.6 Ma) of Germany [156], and *V. cf. uliginosa* back to the Pliocene of Poland [152, 155]. Seeds attributed to the extant *V. canina* and *V. rupestris* (probably incorrectly so) have been reported from the Tortonian (9–10 Ma [170]) of Germany [157]. Seed morphotypes comparable to sect. *Viola* have been reported from the Miocene of western Siberia [161], i.e., *V. miocenica* Arbusova and *Viola* [Arbusova] *sp.* 6 (both compared to *V. alba*, *V. collina*, *V. mirabilis*, *V. riviniana*, and *V. suavis*). Seed morphotypes comparable to either of the two subsections of sect. *Viola* are younger, from the Pliocene (2.58–5.333 Ma) of the southern Urals [161]; i.e., *Viola* [Arbusova] *sp.* 1 to 3 are compared to species of subsect. *Viola* (*V. alba*, *V. ambigua*, *V. collina*, and *V. suavis*) and *Viola* [Arbusova] *sp.* 4 is compared to species of subsect. *Rostatae* (*V. mirabilis*, *V. reichenbachiana*, and *V. tanaïtica*). Three among the oldest seed morphotypes (11.63–20.44 Ma) from western Siberia were reported to bear no similarity to extant taxa, i.e., *Viola* [Arbusova] *sp.* 5, *Viola* [Arbusova] *sp.* 8, and *V. kireevskiana* Arbusova [161].

The assignments of these fossils to extant infrageneric taxa of *Viola* should be considered tentative as none has been justified by apomorphies or phylogenetic analysis. As noted by Łańcucka-Środoniowa [155], the taxonomic distinction of species in the genus *Viola* is difficult because the structure of seeds is very similar, at least among the European sections. Indeed, in a survey of seed morphology in East European angiosperms, Bojňanský & Fargašová [171] found no significant differences in seed morphology among the four sections of *Viola* studied by them, based on 28 species. However, their survey employed rather superficial morphological features observable using a light microscope, and it is therefore possible that more detailed studies using scanning electron microscope (SEM) micrographs on a more comprehensive sample of *Viola* sections could reveal apomorphies, e.g., such as seen within subsect. *Borealiamericanae* [172]. The only infrageneric group that stands out as distinct is the obligate myrmecochorous [173] subsect. *Viola* with its apomorphic large seeds, 2.0–3.0 × 1.3–2.0 mm (vs. 1.3–2.9 × 0.7–1.7 mm in other species), with a large elaiosome covering about half of the length of the raphe (vs. <1/3 in other species) [57, 106, 171]. The three fossil seed morphotypes with possible affinity to subsect. *Viola*, from the Pliocene of the southern Urals, are somewhat smaller (1.8–2.4 × 1.3–1.6 mm [161]) than seeds of extant species of this subsection [171]. However, at least within sect. *Viola*, seeds derived from chasmogamous flowers are often larger and heavier than seeds from cleistogamous flowers [174], up to almost twice as heavy in *V. odorata* [19].

The sudden appearance of *Viola* in the fossil record of western Eurasia and its almost immediate diversification into several recognisable morphotypes [154, 155, 160, 161] agree with both the rapid radiation inferred from nuclear gene sequences [28, 45] and the reconstruction of historical biogeography for both *Viola* (Figure 7) and Violaceae [4].

4. The “known unknowns”: outstanding research in *Viola*

The level of knowledge of the genus *Viola* has a strong geographic bias towards the northern hemisphere, primarily Europe, where taxonomic research has the longest history and where taxa have been most intensively studied. This has resulted in a “eurocentric” understanding of the diversity of the genus, its evolution, and its classification. The most significant gaps in our knowledge of *Viola* are for the South American taxa, notably subgen. *Neoandinium*, for which classification, diversity and phylogeny are still poorly (or not) understood, all being based on morphological characters and geography. Because *Viola* originated in South America, understanding the evolutionary patterns here is key to understanding patterns within the genus as a whole.

This is the first, comprehensive taxonomy for *Viola* in the last 97 years, since that of Becker (1925 [1]). It is beyond doubt that the century-long absence of systematised information that an updated classification would have represented has hindered the formation and testing of new hypotheses – and therefore accumulation of new knowledge. Below we discuss the most imminent gaps in our knowledge of *Viola*.

4.1. Phylogeny of *Viola*

Phylogenetic data are completely lacking for the monotypic sect. *Nematocaulon* from New Zealand (*V. filicaulis*), sect. *Xanthidium* (*V. flavicans*) from South America, both in subg. *Viola*, and for most of subg. *Neoandinium* from South America. As subg. *Neoandinium* comprises a minimum of 140 known species and currently makes up some 21% of the diversity within the genus, this is beyond comparison the biggest knowledge gap within the genus. In addition, a large portion of the species are narrow endemics that are critically endangered [68]. The monotypic sect. *Danxiaviola* is known from ITS and chloroplast sequences only which means that its ploidy and exact placement within the polyploid CHAM x MELVIO tangle remain unknown. While the occurrence of the polyploid CHAM x MELVIO tangle in the Northern Hemisphere has been well established, the same can not be said about the occurrence of similar tangles in the southern hemisphere involving the polyploid sections *Chilenium*, *Tridens*, *Leptidium*, *Erpetion*, and probably also *Nematocaulon* and *Xanthidium*. For these taxa inference of the species-level phylogeny in the study of Marcussen et al. [28] was rendered difficult by gene duplication and loss, even though three low-copy nuclear genes were used, and the lack of supporting data on chromosome numbers and ploidy. Though there is a large number of chromosome counts within the species-rich and probably also highly polyploid sect. *Melanium*, these numbers do not allow for reliable inferences on ploidy level in particular taxa. This lack of knowledge is combined with very limited information about the phylogeny of this group as the phylogenetic analyses, using a combination of ITS and ISSR markers [175] and more recently a combination of nuclear ITS and ETS and plastid *trnS-trnG* intergenic spacer sequences [94], have yielded poor resolutions.

4.2. Chromosome counts and ploidy

Chromosome number is an important taxonomic character and also gives information on ploidy. Chromosome counts are completely lacking for the sections *Chilenium*, *Melvio*, *Spathulidium*, and *Xanthidium*, and for most of subg. *Neoandinium*. Numerous other sections are represented only by a single count that is in need of confirmation (i.e., sects. *Abyssinium*, *Danxiaviola*, *Erpetion*, *Himalayum*, *Leptidium*, *Nematocaulon*, and *Rubellium*). Genome size has been measured by flow-cytometry mainly on European taxa [176-179] but is ploidy-informative within sections only.

4.3. Fossil record

Despite *Viola* having a rich seed fossil record from the Miocene (17–18 Ma) onwards of Europe and western Siberia, interpretations on phylogeny, evolution, and biogeography are limited by the lack of detailed knowledge of variation and apomorphies among extant species and sections of the genus, e.g., based on SEM micrographs. To this date, the only comparative study of seed morphology [171] covered only parts of the European territory and taxa and did not use SEM. Furthermore, the seed fossil record outside of western Eurasia is limited to unconfirmed records from the Pliocene and Pleistocene of North America, and there are no seed fossil records for *Viola* in South America although the genus has its longest history there. There are several geological formations in or near the Andes with fossiliferous horizons assignable to the Eocene-Oligocene boundary onwards. However, there are also no comprehensive studies on the morphology and anatomy of pollen, seeds, and other plant structures on the extant South American species of *Viola* that can serve as a solid basis for fossil surveys.

4.4. Alpha taxonomy

In recent years a better understanding has been acquired of difficult groups such as subg. *Neoandinium* in South America (e.g., [68, 80, 180-182]), sect. *Nosphinium* subsect. *Borealiamericanae* in North America [67, 172, 183], sect. *Erpetion* in Australia [98, 184-187], as well as the genus as a whole in China [76, 78]. The last remaining blank spot seems to be the southeastern Asian and Malayan species, which comprises relatively few, but morphologically specialised and probably not closely related species that do not fit seamlessly with the taxonomic system, as indicated by the few treatments available [74, 188-191].

4.5. Transcriptomes and genomes

Thus far, reference sequence genome has been published for the diploid *Viola* (sect. *Chamaemelanium*) *pubescens* [192] and the octoploid *V.* (sect. *Himalayum*) *kunawurensis* (as *V.* "*kunawarensis*"; NCBI accession PRJNA805692), but numerous *Viola* genomes are planned sequenced by the Earth Biogenome Project during the next decade [193]. Transcriptomes have been published for at least the four most widespread sections within subg. *Viola*, i.e., sects. *Chamaemelanium*, *Melanium*, *Plagiostigma*, and *Viola* (e.g., [194-196]), but to date no transcriptomes exist for taxa from outside of Eurasia and North America.

5. Taxonomic treatment of *Viola*

Viola

Viola L., Sp. Pl. 2: 933 (1753). – Type (Brainerd 1913 [197], page: 546): *Viola odorata* L.

Description. – Annual or perennial acaulescent or caulescent herbs, shrubs or very rarely treelets. Axes morphologically differentiated or not. Stipules free or adnate, small or foliaceous, margin entire, laciniate, dentate, or fimbriate. Lamina linear to reniform, more or less petiolate, margin entire, crenulate, serrate, pinnate, or pedate. Flowers axillary and solitary, rarely in cymes. Peduncle non-articulated, lacking an abscission zone at the level of the bracteoles. Corolla white to yellow, orange or violet or multicoloured with or without yellow throat, strongly zygomorphic. Calycine appendages present. Bottom petal slightly to much shorter than others and weakly differentiated, rarely larger than others. Spur scarcely exerted to very long, rarely absent. Filaments free, two lowest stamens calcarate, dorsal connective appendage large, oblong-ovate, entire. Style filiform, clavate, or capitate, variously crested or not, bearded or not, often rostellate at tip. Capsule thick-walled. Seeds few to many per carpel, obovoid to globose, often arillate. Cleistogamous flowers often produced. Base chromosome numbers $x = 6, 7$.

Diagnostic characters. – Flowers axillary and solitary AND peduncle non-articulated AND plant herbaceous AND temperate distribution AND bottom petal slightly to much shorter than others and weakly differentiated.

Ploidy and accepted chromosome counts. – $2x, 4x, 6x, 8x, 10x, 12x, 14x, 16x, 18x, 20x, >20x$. $2n = 4, 8, 10, 12, 14, 16, 18, 20, 22, 24, 26, 28, 34, 36, 40, 44, c. 44, 46, 48, 50, 52, 54, 58, 60, c. 64, 72, 76, 80, c. 80, 82, c. 96, 102, c. 120, 128$.

Age. – Crown node age 30.9 (29.8–31.3) Ma [28].

Included species. – 658.

Distribution. – Temperate regions and montane areas in the tropics worldwide; all continents except Antarctica (Figure 2).

Discussion. – The two main lineages of *Viola* are here treated as subgenera, *Neoandinium* and *Viola*. The two subgenera differ rather consistently in aspects of growth form, leaf shape, degree of emargination of the bottom petal, shape of the anther appendages, style shape, and also in base chromosome number for the diploids investigated so far. Reiche [48, 114, 117] was the first to notice the fundamental distinction between the two subgenera. He recognised three sections, the first corresponding to subg. *Viola* (as sect. *Sparsifoliae*), the second to subg. *Neoandinium* (as sect. *Rosulatae*), and a third small section with

four deviant taxa from both subgenera (sect. *Confertae*) [48]. Becker [1], however, treated subg. *Neoandinium* as one of 14 sections of the genus (as sect. *Andinium*).

Key to the sections and subsections of *Viola*

- Conventions and definition of terms: 862
- An “M” dash (“—”) is used to identify uncommonly expressed traits / separate characters that have no counterpart in the antithesis. 863 864
 - *Arosulate acaulescent*: with leaves scattered on stem, not in rosettes. Aerial stems and stolons (e.g., *V. filicaulis*). 865 866
 - *Arosulate caulescent*: with leaves on aerial stems. Rosettes and stolons absent (e.g., *V. abyssinica*, *V. arborescens*, *V. stagnina*). 867 868
 - *Beard*: tuft of hairs on the lateral petals (and sometimes upper or bottom petals) located at the throat of the chasmogamous flower, also a tuft of trichomes near the apex of the style in some species or groups. Organs with or without a beard are referred to as bearded or glabrous, respectively. 869 870 871 872
 - *Calycine appendage*: appendage at base of the sepal; synonymous with “sepal auricle” or “sepal appendage”. 873 874
 - *Caulescent / acaulescent*: with / without aerial stems. 875
 - *Flower colour*: base colour of the petals in living plants excluding the nectar guides, unless otherwise noted. 876 877
 - *Foliaceous*: used to describe stipules that are green and often large and leaf-like (e.g., *V. elatior*, *V. raddeana*, *V. tricolor*). 878 879
 - *Papilla*: lateral expansion of the cell wall to form a short conical structure up to 3 times as long as wide. For instance, a pad of papillae is found on the lateral petals of sect. *Erpetion* in place of a beard of trichomes exhibited in some other lineages. 880 881 882
 - *Rosulate / arosulate*: with / without leaves in rosette. 883
 - *Rosulate acaulescent*: with leaves in rosettes. Aerial stems and stolons absent (e.g., *V. hirta*, *V. pedata*, *V. selkirkii*). 884 885
 - *Rosulate caulescent*: with leaves in rosettes, aerial stems present. Stolons absent (e.g., *V. canadensis*, *V. riviniana*). 886 887
 - *Rosulate stoloniferous*: with leaves in rosettes, stolons present. Aerial stems absent (e.g., *V. banksii*, *V. odorata*, *V. palustris*). 888 889
 - *Stolon*: lateral, specialised procumbent stem producing adventitious roots and new plantlets. We restrict the term to taxa in which the shoot axes are differentiated. 890 891
 - *Trichome*: elongate hair-like structure usually more than 3 times as long as wide and typically linear or distinctly broader above the base. 892 893
 - *Violet*: colour of the corolla and petal striation in many species. In the literature this colour is often referred to, rather ambiguously, as “blue” or “purple”. 894 895 896
- 1a. Herbs, usually forming subcaulicous imbricate or loose rosettes, very rarely erect-cauline, rarely woody based, or dwarf ericoid shrublets. Margin of juvenile laminas flat, not involute. Peduncle shorter or as long as mature lamina. Bottom petal usually cleft, more rarely emarginate or entire. Nectariferous appendage of the two bottom stamens filiform. Style at apex capitate, beardless, usually crested; crest 1–3 lobes or flanges at sides or top of style apex, or a continuous sharp dorsolateral rim, very rarely crest absent. Cleistogamous flowers not produced. (Subg. *Neoandinium*) 2. 897 898 899 900 901 902 903
- 1b. Herbs, subshrubs or shrubs, with leaves scattered on stem or in rosette, rarely cushions with imbricated distichous leaves (sect. *Tridens*). Margin of juvenile laminas usually involute. Peduncle often longer than mature lamina. Bottom petal entire or emarginate, very rarely cleft. Nectariferous appendage of the two bottom stamens various 904 905 906 907

in shape, very rarely filiform. Style filiform, clavate or (sub)capitate, not crested (lateral lobes present: sect. <i>Sclerosium</i>) but top of style apex often flattened or concave with more or less raised edges, sometimes bearded. Cleistogamous flowers often produced. (Subg. <i>Viola</i>)	13.	908 909 910 911 912
2a. Underground part of stems conspicuously elongated, leafless and stolon-like, branching or not.	sect. <i>Rhizomandinium</i>	913 914
2b. Stems without basal stolon-like segment.	3.	915 916
3a. Leaves glabrous, except occasionally for minute cilia on margins, rarely glabrescent or pubescent. Lamina usually more or less rigid, thick or coriaceous; margins usually entire, rarely crenulate.	4.	917 918 919
3b. Leaves with indumentum, or if glabrous, then with prominently raised veins above. Lamina flexible, thick or thin; margins usually crenate or incised, rarely entire.	7.	920 921 922
4a. Plant a dwarf ericoid shrublet.	sect. <i>Ericoidium</i> (<i>V. fluehmannii</i>)	923
4b. Plants other.	5.	924 925
5a. Plant caulescent.	sect. <i>Confertae</i> (<i>V. nassauvioides</i>)	926
5b. Plants subcaulous, rosulate.	6.	927 928
6a. Bottom petal longer than or equal to the other petals.	sect. <i>Sempeiovium</i>	929
6b. Bottom petal much shorter than the other petals.	sect. <i>Inconspicuiflos</i> , in part (<i>V. membranacea</i>)	930 931 932
7a (4). Style crest as one apical and two lateral lobes.	sect. <i>Triflabellium</i>	933
7b. Style crest lateral, or lateral and frontal, or apical only, or a sharp dorsolateral rim.	8.	934 935 936
8a. Plant with short woody aerial stems.	sect. <i>Xylobasis</i> (<i>V. beati</i>)	937
8b. Plants completely herbaceous.	9.	938 939
9a. Corolla large, four times wider than lamina width or more.	sect. <i>Grandiflos</i>	940
9b. Corolla small, usually as wide or up to twice as wide as lamina width, exceptionally up to four times wider than lamina width.	10.	941 942 943
10a. Cilia long, surrounding entire lamina margin, strongly deflexed.	sect. <i>Relictium</i>	944
10b. Cilia short, more or less patent.	11.	945 946
11a. Bottom petal much smaller than the other petals.	sect. <i>Inconspicuiflos</i> , in largest part	947 948
11b. Bottom petal not smaller than the other petals.	12.	949 950
12a. Annuals. Lamina linear, oblanceolate or obovate; margin entire or shallowly and remotely crenulate.	sect. <i>Subandinium</i>	951 952
12b. Annuals or perennials. Lamina elliptical, narrowly to broadly obovate, orbicular, or rhomboid; margin deeply to shallowly crenate, sinuate, incised, pinnatifid, or rarely entire when plant perennial.	sect. <i>Rosulatae</i>	953 954 955 956
13a (1). Style slender and slightly clavate, with a pair of apical or subapical lateral lobes. Corolla white to violet with yellow-green throat. Stipules minute. Annual herbs or subshrubs. (northeastern Africa, southern and eastern Arabia, southwestern Asia)	sect. <i>Sclerosium</i>	957 958 959 960

- 13b. Style tubular, clavate or (sub)capitate, lacking lateral processes, but sometimes at apex bearded, or marginate with +/- raised edges, or bilobate. Corolla yellow throughout, or white to violet with syncolorous or yellow-green throat, or multicoloured. Stipules prominent. Perennial herbs, sometimes annuals (in sect. *Melanium*), occasionally shrubs or subshrubs. (more widely distributed) 14. 961-966
- 14a. Bottom petal (excluding spur) more than twice as long and broad as lateral and upper petals. Subshrub. (southern China: Guangdong) ... sect. *Danxiaviola* (*V. hybanthoides*) 967-968
- 14b. Bottom petal (excluding spur) subequal to somewhat smaller or larger than lateral and upper petals. Herbs, subshrubs or shrubs. (not restricted to China) 15. 969-971
- 15a. Spur 12–30 mm long. Petals pink to magenta. Arosulate caulescent. Leaves sessile, seemingly ternate to palmate, with 3–5 lanceolate, entire segments (lamina and 2 or 4 stipule segments similar). (southern Europe) sect. *Delphiniopsis* 972-974
- 15b. Spur <20 mm long (to 16 mm in sect. *Melanium* and in subsect. *Rostratae*). Petals of various colours, very rarely pink to magenta. Rosulate or arosulate, caulescent or acaulescent. Leaves commonly petiolate. (not restricted to southern Europe) 16. 975-978
- 16a. Lamina subulate, somewhat succulent, margin entire. Style sigmoid, dorsiventrally flattened at base, tapering in width and becoming filiform towards apex, with an apical stigmatic opening. Subshrub. (South Africa) sect. *Melvio* (*V. decumbens*) 979-981
- 16b. Lamina broader, margin usually crenate. Style filiform, clavate or capitate. Herbs, subshrubs, or shrubs. (not South Africa) 17. 982-984
- 17a. Style filiform, protruding, straight or somewhat geniculate at base, with an apical stigmatic opening. Spur reduced to a swelling (gibba), or short, 0.5–1.5 mm, as long as tall (spur 4 mm long and as tall, half length of petal blade, and corolla bright red: *V.* (sect. *Leptidium*) *arguta*). Herbs, more rarely subshrubs or shrubs. 18. 985-988
- 17b. Style clavate or (sub)capitate, monosymmetric (style filiform and spur 4–9 mm long: *V.* (sect. *Viola*) *papuana*). Spur well developed, as long as tall or longer. Herbs or subshrubs. 21. 989-992
- 18a. Leaves 2–10 mm long. Petiole indistinct. Lamina obovate, at apex tridentate, sometimes bilobate or entire. Phyllotaxis distichous. (s South America) sect. *Tridens* (*V. tridentata*) 993-995
- 18b. Leaves >10 mm long. Petiole distinct. Lamina of various shapes, crenate. Phyllotaxis polystichous. 19. 996-998
- 19a. Stipules long, densely short-fimbriate, broad and sheathing the stem. Subshrubs or herbs. Arosulate caulescent, with reclining or weakly ascending to erect stems. Corolla with a white throat, rarely throat red (*V. arguta*). (Latin America) sect. *Leptidium* 999-1002
- 19b. Stipules rather small, entire or sparingly lacerate to lacinate with few long processes, not sheathing the stem. Herbs. Rosulate stoloniferous or arosulate acaulescent. Corolla with a yellow throat or with a green blotch on bottom petal. 20. 1003-1006
- 20a. Stem creeping, remotely noded, branched. Stolons absent. Corolla with a yellow throat. Spur distinct, 0.5–1.5 mm long, yellow. Lateral petals sparsely bearded. Cleistogamous flowers produced. (New Zealand) sect. *Nematocaulon* (*V. filicaulis*) 1007-1009
- 20b. Stem usually densely noded (usually rosettes). Stolons present, sympodial. Corolla without a yellow throat, but bottom petal with a green blotch inside. Spur absent, reduced to a swelling (gibba). Lateral petals with a broad dense pad of papillae. Cleistogamous flowers not produced, but some species have flowers with a small corolla. (Australia) sect. *Erpetion* 1010-1014

21a (17). Corolla white on the inside, rarely pale violet, lacking violet striation. Shrubs, usually with lateral, leafless 1–few-flowered inflorescences, rarely herbs with solitary flowers (<i>V. kauaensis</i>). (Hawaiian Islands). – Lower stipules ovate or triangular, partially sheathing the stem. Style apex with weak subapical dorsolateral swelling (where distinct rim occurs in several other groups), rostellum formed by bent apex tall and blunt at tip. sect. <i>Nosphinium</i> subsect. <i>Nosphinium</i>	1015 1016 1017 1018 1019 1020 1021
21b. Corolla variously coloured, usually with violet striation. Herbs or subshrubs. Flowers solitary, not in inflorescences. (not Hawaiian Islands)	22. 1022 1023 1024
22a. Small subshrubs. Lamina lanceolate or spatulate.	23. 1025
22b. Herbs, sometimes with a woody rhizome. Lamina shape and style shape variable. Cleistogamous flowers produced or not.	24. 1026 1027 1028
23a. Leaf base decurrent. Petiole indistinct. Stipules entire or with one or two basal segments, sometimes foliaceous. Corolla violet, white or yellow. Style apex scarcely to weakly bent ventrad. (Mediterranean) sect. <i>Xylinosium</i>	1029 1030 1031
23b. Leaf base cuneate. Petiole distinct. Stipules small, bract-shaped, fimbriate. Corolla violet or magenta. Style apex strongly bent ventrad or with stigma on ventral side. (Chile)	sect. <i>Rubellium</i> 1032 1033 1034 1035
24a. Corolla with a yellow throat. Petals yellow or variously coloured. Style clavate or (sub)capitate. (Throat white, corolla white with reddish-violet striation, stipules free, spur as long as tall, style more or less filiform: <i>V. commersonii</i> . Throat white or cream, petals violet, style capitate: <i>V. argenteria</i> , <i>V. cornuta</i> , <i>V. orthoceras</i> .)	25. 1036 1037 1038 1039
24b. Corolla with a white or cream, violet, or yellowish-green throat. Petals usually violet or white, occasionally pink, never yellow. Style clavate or cylindrical, rarely filiform, never capitate.	32. 1040 1041 1042 1043
25a. Usually caulescent. Perennial or annual. Stipules entire or with a few irregular teeth, or deeply pinnatifid. Petals yellow or variously coloured. Style usually capitate and bearded. (Northern Hemisphere, naturalised elsewhere)	26. 1044 1045 1046
25b. Acaulescent. Perennial. Stipules glandular-lacerate to glandular-lacinate. Petals yellow (white in <i>V.</i> (sect. <i>Chilenium</i>) <i>commersonii</i>). Style usually concave or flattened at apex, glabrous or bearded. (Style ellipsoid with broadly rounded apex when fresh in sect. <i>Xanthidium</i> , bearded: <i>V. flavicans</i> .) (South America)	31. 1047 1048 1049 1050 1051
26a. Perennial. Rosulate, caulescent, rarely stoloniferous (<i>V. kusnezowiana</i>) or acaulescent (<i>V. barroetana</i>). Perennating stem a monopodial rhizome, often deeply buried. Stipules not distinctly foliaceous, margins entire or with 1–2(–4) irregular shallow teeth on either margin. Spur usually very short to short (less than twice as long as tall), rarely longer (in 2 Asian species). Calycine appendages short (<2 mm). Bottom petal (including spur) typically <15 mm. Style various at apex, often (sub)capitate and bearded, occasionally bifid, but lacking shallow reflexed lateral lobes. Lamina margin subentire, crenate, lobed or divided. –	sect. <i>Chamaemelanium</i> 1052 1053 1054 1055 1056 1057 1058 1059
26b. Perennial to annual. Arosulate caulescent, sometimes indistinctly caulescent (<i>V. alpina</i>). Perennating stem a sympodially branching pleiocorm. Stipules usually large and foliaceous, pinnatifid or palmately divided, rarely small with entire or dentate margins. Spur very short to very long (0.9–16 mm, often much longer than tall). Calycine appendages very short to very long (0.3–4.7 mm). Bottom petal (including spur) 2–34 mm. Style capitate and bearded at apex, with a pair of inconspicuous or prominent shallow reflexed lateral lobes. Lamina margin entire or crenate, never lobed or deeply divided. (sect. <i>Melanium</i>)	27. 1060 1061 1062 1063 1064 1065 1066 1067 1068

27a. Cleistogamous flowers produced in summer. Annual or biennial. (eastern North America)	sect. <i>Melanium</i> subsect. <i>Cleistogamae</i> (<i>V. rafinesquei</i>)	1069 1070
27b. Cleistogamous flowers not produced. Annual to perennial. (Palaeartic, naturalised elsewhere)		1071 1072 1073
28a. Corolla violet, with a cream-coloured throat. Stipules ovate-lanceolate, dentate. Bottom petal 9.5–10.5 mm. Low, high-Alpine perennial. (southwestern Alps and Corsica)	sect. <i>Melanium</i> subsect. <i>Pseudorupestres</i> (<i>V. argenteria</i>)	1074 1075 1076 1077
28b. Corolla colour various, often yellow or violet, with a bright yellow throat (if throat cream or white, then lateral petals directed horizontally or downwards: <i>V. cornuta</i> and <i>V. orthoceras</i>). Stipules variable, often foliaceous, rarely dentate. Bottom petal 2–34 mm. Annual or perennial.		1078 1079 1080 1081 1082
29a. Annual. Basal leaves entire or indistinctly crenulate. Bottom petal 2–11.5 mm. Spur 0.9–3 mm.	sect. <i>Melanium</i> subsect. <i>Ebracteatae</i>	1083 1084
29b. Annual to perennial. Leaves crenate or entire, but in annual species basal leaves crenate. Bottom petal 5–34 mm. Spur 1–16 mm.		1085 1086 1087
30a. Calycine appendages 0.3–1.0 mm. Bottom petal 5–13 mm. Spur 1–3.5 mm. (Mediterranean area)	sect. <i>Melanium</i> subsect. <i>Dispares</i>	1088 1089
30b. Calycine appendages 0.9–4.7 mm. Bottom petal 5.4–34 mm. Spur 1.8–16 mm.	sect. <i>Melanium</i> subsect. <i>Bracteolatae</i>	1090 1091 1092
31a. Rosulate, perennating stem a short monopodial rhizome. Style ellipsoid and broadly rounded at apex when fresh, when dried clavate with flattened apex, bearded (<i>V. flavicans</i>) or at most occasionally papillate (<i>V. pallascaensis</i>). Stipules adnate at base or for most of their length, narrow, shallowly glandular-lacerate. Bracteoles narrow, shallowly glandular-lacerate.	sect. <i>Xanthidium</i>	1093 1094 1095 1096 1097
31b. Variably rosulate or arosulate, perennating stems multiple, elongate and deeply buried. Style clavate or straight fresh or dried, apex concave, flattened or slightly acute with sharp dorsolateral rim, sometimes with a short subapical ventrad or incurved rostellum bearing the stigma, usually beardless (white-hairy in <i>V. rudolphii</i>). Stipules free, broad, deeply glandular-laciniate, rarely entire. Bracteoles broad, deeply glandular-laciniate.	sect. <i>Chilenium</i>	1098 1099 1100 1101 1102 1103 1104
32a (24). Stipules adnate at least in the lower 1/3, rarely in the lower 1/4 or less (subsect. <i>Clauseniana</i>). Rosulate acaulescent, estoloniferous.		1105 1106
32b. Stipules free or adnate at base only. Rosulate caulescent, rosulate stoloniferous, rosulate acaulescent, or arosulate caulescent. (Stipules partly adnate and plant stoloniferous: subsect. <i>Bulbosae</i> and <i>V.</i> (subsect. <i>Rostratae</i>) <i>uliginosa</i> . Stipules (1/2–)2/3 or more adnate and flowers white with bottom petal blade densely striated, spur shorter than tall: <i>V.</i> (subsect. <i>Mexicanae</i>) <i>humilis</i> .)		1107 1108 1109 1110 1111 1112
33a. Lamina of various shape but not spathulate, undivided with margin crenulate or serrate, or incised to dissected.		1113 1114
33b. Lamina spathulate, undivided, margin entire or indistinctly and remotely crenulate (southern and western Asia).		1115 1116 1117
34a. Lamina deeply pedately dissected. Calycine appendages entire. Spur short, as long as tall. Style with long dorsolateral margin closely following style body as a narrowly rounded rim running laterally and ventrally at an acute angle from dorsum of apex to a more proximal point on the ventral surface, the stigma hidden in the narrow		1118 1119 1120 1121

cavity created by the rim. Cleistogamous flowers not produced.	1122
..... sect. <i>Nosphinium</i> subsect. <i>Pedatae</i> (<i>V. pedata</i>)	1123
34b. Lamina undivided, incised to pinnatifid, or ternately to triterately dissected. Caly-	1124
cine appendages dentate or entire. Spur as long as tall or longer. Style with dorsolat-	1125
eral margin obsolete, or short and more or less perpendicular to dorsum, or produced	1126
as a thick or swollen continuous rim at an acute angle from dorsum of apex to the	1127
centre of the ventral surface. Cleistogamous flowers produced.	35. 1128
.....	1129
35a. Stipules adnate in lower 1/4, margins glandular-lacerate. Calycine appendages short,	1130
triangular, narrowly rounded at apex, entire. Spur short, as long as tall. Style apex	1131
protruded dorsally as a thickened broadly truncate or slightly emarginate rim, con-	1132
tinuous laterally and ventrally at an acute angle from dorsum of apex to a proximal	1133
point on the ventral surface, ending in a strongly incurved rostellum. Lamina deltoid-	1134
triangular. (western North America: Utah)	1135
..... sect. <i>Nosphinium</i> subsect. <i>Clauseniana</i> (<i>V. clauseniana</i>)	1136
35b. Stipules 1/3–3/4 adnate to petiole, margins entire or indistinctly crenulate. Calycine	1137
appendages short or elongated, usually oblong, truncate or emarginate at apex, usu-	1138
ally dentate. Spur longer than tall, usually 1/5 to 1/2 of total length of bottom petal,	1139
2–10 mm. Style apex with dorsolateral margin obsolete, or dorsolateral margin	1140
slightly thickened or produced as a pair of short lobes more or less perpendicular to	1141
dorsum but not continuous laterally to the straight ventrad rostellum. Lamina of var-	1142
ious shape, undivided, deeply incised, lobed or dissected. (not restricted to North	1143
America)	sect. <i>Plagiostigma</i> subsect. <i>Patellares</i> , in largest part 1144
.....	1145
36a (33). Petiole indistinct, about as long as lamina. Style apex with thickened dorsal mar-	1146
gin and a ventral rostrum. Cleistogamous flowers not produced. Spur 1.5–4 mm,	1147
longer than tall. (southwestern Asia)	sect. <i>Spathulidium</i> 1148
36b. Petiole distinct, at least twice as long as lamina. Style lacking distinct margins. Cleis-	1149
togamous flowers produced.	37. 1150
.....	1151
37a. Spur c. 1.5 mm, as long as tall. Plant with stems subterranean from deeply buried	1152
rhizome, appearing aboveground as proximal or tufted rosettes. (Rim of the Tibetan	1153
Plateau)	sect. <i>Himalayum</i> (<i>V. kunawurensis</i>) 1154
37b. Spur 3–7.5 mm, longer than tall. Rhizome usually at soil surface, with leaf rosette.	1155
Sect. <i>Plagiostigma</i> subsect. <i>Patellares</i> , in part (<i>V. alaica</i> , <i>V. dolichocentra</i> , <i>V. turke-</i>	1156
<i>stanica</i>)	1157
.....	1158
38a (32). Spur longer than tall.	39. 1159
38b. Spur shorter than tall.	42. 1160
.....	1161
39a. Bottom petal (excluding spur) conspicuously longer than the other petals, emar-	1162
ginate, 6–11 mm. Stolons leafless, terminated by a leafy rosette. (Taiwan, Ryukyu is-	1163
lands)	sect. <i>Plagiostigma</i> subsect. <i>Formosanae</i> 1164
39b. Bottom petal (excluding spur) not longer than the other petals. Stolons, if present,	1165
with scattered leaves along the length. (not restricted to southeastern Asia)	39. 1166
.....	1167
40a. Spur saccate, less than twice as long as tall. Calycine appendages very short or obso-	1168
lete, 0–0.5 mm. Arosulate caulescent. Stems creeping to reclining or suberect, proxi-	1169
mally rooting. Style clavate, apex sharply bent 90° ventrad into a prolonged rostrum,	1170
beardless. Cleistogamous flowers not produced. (Africa)	sect. <i>Abysinium</i> 1171
40b. Spur not saccate, pronounced to very long, (much) more than twice as long as tall, 2–	1172
20 mm long. Calycine appendages short or long, >0.5 mm long. Rosulate caulescent,	1173
rosulate stoloniferous, rosulate acaulescent, or arosulate caulescent. Style cylindrical	1174

- or subclavate, apex straight to slightly curved or abruptly bent ventrad, bearded or beardless above. Cleistogamous flowers usually produced (sect. *Viola*). 41. 1175
1176
- 41a. Capsule trigonous-ellipsoid, rarely globose, usually glabrous, explosive, borne on erect peduncles at maturity. Style often bearded above, nearly straight to weakly bent at apex with rostellum. Usually rosulate caulescent, more rarely rosulate stoloniferous, rosulate acaulescent, or arosulate caulescent. sect. *Viola* subsect. *Rostratae* 1178
1179
- 41b. Capsule globose, usually hairy, inexplosive, borne on decumbent to prostrate peduncles at maturity (cleistogamous flowers and capsules often underground). Style beardless, often strongly bent at apex with pronounced rostrum. Rosulate acaulescent or rosulate stoloniferous. sect. *Viola* subsect. *Viola* 1182
1183
1184
1185
1186
- 42a (38). Corolla pale pink or pale violet, rarely white. Bottom petal 2.5-12 mm long (including spur), conspicuously shorter and narrower than the others, usually acute, with distinct violet striation or reticulation. Style apex bilobate. Stipules linear to broadly lanceolate, densely or remotely fimbriate, free or 1/3 adnate. Stolons produced. 43. 1187
1188
1189
1190
1191
- 42b. Corolla white or violet, occasionally pink. Bottom petal 7-25 mm (including spur), not usually conspicuously smaller than the others. Style apex bilobate or distinctly marginate. Stipules lanceolate to ovate, entire or remotely denticulate to fimbriate-dentate, free or adnate. Stolons produced or not. 44 1192
1193
1194
1195
1196
- 43a. Lateral petals not bearded. Peduncles glabrous; plant usually glabrous or nearly so. Rhizome long and remotely nodal or short and densely nodal. Stolons present or rarely absent, with (many) scattered leaves. Stipules free or adnate at base only, often brownish, long-fimbriate to lacinate. Corolla usually pale violet to whitish, without a greenish throat. Perennials. sect. *Plagiostigma* subsect. *Australasiaticae* 1197
1198
1199
1200
1201
- 43b. Lateral petals usually bearded. Peduncles with patent hairs, rarely glabrous (in *V. nanlingensis*); plant usually hairy. Rhizome short, densely nodal. Stolons with 1-2 (smaller) leaves and a leaf rosette at apex. Stipules adnate in the lower 1/3 (stipules on stems free in *V. guangzhouensis*), remotely or rarely densely fimbriate. Corolla usually pale pink to pale violet, with a greenish throat. Perennials or rarely annuals (*V. diffusa*). sect. *Plagiostigma* subsect. *Diffusae* 1202
1203
1204
1205
1206
1207
1208
- 44a. Bottom petal 7-12 mm including the spur. Corolla usually white with violet striation. Style strongly bilobate or distinctly marginate all around. 45. 1209
1210
- 44b. Bottom petal 12-25 mm including the spur. Corolla violet, rarely white (*V. grahamii*, some *V. hookeriana*, some *V. moupinensis*, *V. oxyodontis*, *V. brevipes*, some *V. thomsonii*) or rose-violet (*V. rossii*). Style with weak to pronounced dorsolateral rim or not, not strongly bilobate. 47. 1211
1212
1213
1214
1215
- 45a. Stem vertical, growing from underground bulbil. Stolons underground, branched, leafless, with cleistogamous flowers. Outer stipules adnate, inner stipules free. - Style bilobate. sect. *Plagiostigma* subsect. *Bulbosae* 1216
1217
1218
- 45b. Bulbils absent, rhizome oblique to vertical. Stolons different than above, or absent. Stipules usually free. 46. 1219
1220
1221
- 46a. Lateral stems creeping, ascending or erect. Stipules green, margins entire, remotely denticulate, or 1-3-toothed on either side, teeth eglandular. Style bilobate. sect. *Plagiostigma* subsect. *Bilobatae* 1222
1223
1224
- 46b. Lateral stems absent, or present as stolons. Stipules membranous, glandular-lacerate. Style marginate or rarely bilobate. sect. *Plagiostigma* subsect. *Stolonosae*, in largest part 1225
1226
1227
1228

- 47a (44). Lateral petals glabrous, rarely with a few hairs. Calycine appendages dentate or entire. Style with or without a distinct dorsolateral rim, if present this short and weakly spreading or oriented apically, usually not extending much laterally. 1229-1231
sect. *Plagiostigma* subsect. *Stolonosae*, in part (*V. bissettii*, *V. brevipes*, *V. diamantiaca*, *V. epipsila*, *V. epipsiloides*, *V. moupinensis*, *V. palustris*, *V. pluviae*, *V. rossii*, *V. thomsonii*, *V. vaginata*) 1232-1234
- 47b. Lateral petals densely bearded (glabrous or sparsely bearded in certain species of subsect. *Mexicanae*). Calycine appendages entire (dentate in a few species of subsect. *Borealiamericanae*). Style apex sharp-edged without a distinct dorsolateral rim or with a pronounced and thickened spreading rim commonly extending laterally to the rostellum. 48. 1235-1239
- 48a. Aerial stems present. Lower stipules ovate, shallowly glandular-fimbriate, sheathing the stem. Style apex broadly rounded, with or without a weak dorsal or dorsolateral swelling in place of a distinct rim. (Amphiberingian) 1241-1243
..... **sect. *Nosphinium* subsect. *Langsdorffiana*** 1244
- 48b. Aerial stems absent. Stipules linear-lanceolate to lanceolate (ovate and glandular-laciniate in *V. guatemalensis* and *V. nubicola* of subsect. *Mexicanae*). Style apex abruptly flattened or concave with a sharp edge, or flanked by a prominent truncate to emarginate or bilobate spreading to dorsad thickened rim. 49. 1245-1248
- 49a. Stolons present or absent, if absent then lateral petals glabrous or sparsely bearded. Lateral petals glabrous or sparsely bearded (densely bearded in stoloniferous white-flowered *V. grahamii* and *V. oxyodontis*). Corolla white or violet, rarely dark violet (*V. beamanii*). Stipules in some species basally or mostly adnate. Calycine appendages short and entire. Bottom petal glabrous. Style apex merely sharp-edged or scarcely thickened, apically oriented or slightly inrolled, not prolonged, not strongly thickened or spreading and not extending much laterally (somewhat prolonged and slightly thickened dorsally in *V. hookeriana*). (Mexico to northern South America) 1250-1257
..... **sect. *Nosphinium* subsect. *Mexicanae*** 1258
- 49b. Stolons absent. Lateral petals densely bearded. Corolla violet to dark violet. Stipules free. Calycine appendages short or elongated, entire or dentate. Bottom petal glabrous or bearded. Style apex with pronounced thickened ascending to spreading rounded or strongly emarginate dorsolateral rim extending ventrad partly or fully to rostellum. (North America, *V. nuevoleonensis* in northern Mexico) 1259-1263
..... **sect. *Nosphinium* subsect. *Borealiamericanae*** 1264-1265

[1] *Viola* subg. *Neoandinium*

Viola subg. *Neoandinium* Marcussen, Nicola, Danihelka, H. E. Ballard, A. R. Flores, J. S. Watson, subg. nov. – Type: *Viola rosulata* Poepp. & Endl. 1266-1268

Description. – Perennial or annual herbs, usually forming subcaulicous imbricate or loose rosettes, very rarely either caulescent, woody based, or dwarf ericoid subshrublet (in sect. *Ericoidium*). Axes not morphologically differentiated. Stems vertical, branched or not, occasionally arising from a buried branching “rhizome” (stolon-like persistent axes). Stipules inconspicuous or sometimes absent. Lamina usually spatulate, tapering into the petiole (pseudopetiole); margin entire, hyaline, crenulate, or lobed to pinnate; margin of juvenile laminae flat, not involute. Peduncle shorter or as long as mature laminae. Bottom petal usually cleft, rarely emarginate or entire. Spur present or rarely absent. Nectariferous appendage of the two bottom stamens filiform. Style at apex capitate and crested; crest 1–3 lobes or flanges at sides or top of style apex, or a continuous sharp dorsolateral rim, very rarely crest absent. Cleistogamous flowers not produced. Diploid. Base chromosome number $x = 7$. 1269-1280

Diagnostic characters. – Margin of juvenile laminae not involute OR peduncles not longer than mature leaves OR style capitate and crested OR cleistogamous flowers absent. 1281-1282

Ploidy and accepted chromosome counts. – $2x$; $2n = 14$. 1283

Age. – Crown node age c. 20.3 Ma (Figure 5). 1284

Included species. – 140. 1285

Distribution. – From the equator (Ecuador) to southern Patagonia (Argentina) (Figure 9). 1286

1287

1288



1289

Figure 9. Global distribution of *Viola* subg. *Neoandinium*. 1290

1291

Etymology. – The well-established but illegitimate sectional name *Andinium* refers to the majority of species of the subgenus (90%) inhabiting the Andes mountains (Figure 9). Instead of combining the little used name *Viola* sect. *Rosulatae* to the subgenus level, we are deliberately describing a new subgenus, *Neoandinium*, with a name that clearly indicates a connection to Becker's sect. *Andinium*.

1292

1293

1294

1295

Discussion. – The subgenus state of subg. *Neoandinium* is justified by its phylogenetic sister position to the rest of *Viola* and by its morphological distinctness, notably in the frequently imbricate rosettes and conspicuously and variably crested style. In spite of the high species diversity (21% of the total diversity of *Viola*) and wide distribution in the Andes, subg. *Neoandinium* is incompletely known. Dozens of species await description [68] and the subgenus lacks both a phylogeny and until recently a taxonomic treatment. The data presented here are a synopsis of the recent monograph by Watson et al. [68] who recognised 11 morphological sections within subg. *Neoandinium*. Hitherto all species studied have proven diploid (four species in two sections) but unpublished data on gene homoeolog numbers indicate allopolyploidy at least within sect. *Sempervivum* (T.M., unpublished).

1296

1297

1298

1299

1300

1301

1302

1303

1304

1305

1306

Both Reiche [48] and Becker [1] subdivided subg. *Neoandinium* in annual and perennial species, but this classification does not appear to be natural [68]. However, this difference in life cycles is reflected in a difference in the growth form. Annual species have a taproot and only one rosette, while perennial species present a taproot usually branching below the ground, and various degrees of transition between rosettes, pleiocorm, and alpine cushion plants. Stolon-like persistent axes can also rarely be found among perennial species (sect. *Rhizomandinium*). A constant character within the subgenus is the margins of the leaf lamina. On the one hand, there is a group of species that present entire margins (sects. *Confertae*, *Ericoidium*, *Rhizomandinium*, and *Sempervivum*) and, on the other hand, another group of species with crenulate, crenate, lobed, even incised margins (sects. *Grandiflos*, *Inconspicuiiflos*, *Relictium*, *Rosulatae*, *Subandinium*, *Triflabellium*, and *Xylobasis*). Generally, hairiness and the presence/absence of glands are correlated with this character; the entire leaves being generally glabrous without glands, and the leaves with non-entire margins often having hairs, glands, and raised veins. Because several characters are correlated, it can be hypothesised that these two morphological groups reflect phylogeny at

1307

1308

1309

1310

1311

1312

1313

1314

1315

1316

1317

1318

1319

1320

1321

least to some degree, but it is currently not known whether they are phylogenetic sisters or whether one is nested within the other. 1322
1323

The undescribed *Viola quasichilenium* J. M. Watson & A. R. Flores, ined., is superficially similar to sect. *Chilenium* of subg. *Viola* in having an extended petiole and in corolla colour and shape, but belongs in subg. *Neoandinium* on the basis of having abaxial lamina glands and a style with a significant crest, apparently apical. The specimen is known from photograph only, without geographical information. 1324
1325
1326
1327
1328

[1.1] *Viola* sect. *Confertae* 1329
1330

Viola sect. *Confertae* Reiche in Nat. Pflanzenfam., ed. 1 [Engler & Prantl], 3(6): 335. 1331
1895. – Lectotype (Watson et al. [68], page: 189): *Viola nassauvioides* Phil. 1332

Diagnostic characters. – Perennial erect, caulescent, glabrous herb. Fertile stem enveloped in short, acaulous laminae, apex as expanded, imbricate rosette. Sterile rosettes basal, subacaulous, imbricate. 1333
1334
1335

Included species. – 1. *Viola nassauvioides* Phil. 1336

Distribution. – Unknown (probably central Chile) [68]. 1337
1338

[1.2] *Viola* sect. *Ericoidium* 1339

Viola sect. *Ericoidium* J. M. Watson, A. R. Flores & Marcussen in Watson et al., *Viola* Subg. *Andinium*: 189. 2021. – Type: *Viola fluehmannii* Phil. 1340
1341

Diagnostic characters. – Perennial dwarf ericoid shrublets. 1342

Included species. – 1. *Viola fluehmannii* Phil. 1343

Distribution. – Southern Chile, central-western Argentina. 1344
1345

[1.3] *Viola* sect. *Grandiflos* 1346

Viola sect. *Grandiflos* J. M. Watson, A. R. Flores & Marcussen in Watson et al., *Viola* Subg. *Andinium*: 190. 2021. – Type: *Viola truncata* Meyen. 1347
1348

Diagnostic characters. – Perennial subacaulous, rosette-forming herbs. Rosette loose, irregular, not imbricated, radiating, not depressed. Lamina narrow, oblanceolate-spathulate, flexible, acute, entire, dentate or pinnatifid, never crenate. Corolla large, prominent, ca. 15 × 15 mm, twice as wide as lamina or more. 1349
1350
1351
1352

Included species. – 6. *Viola acanthophylla* Leyb. ex Reiche, *V. angustifolia* Phil., *V. belovedorum* J. M. Watson & A. R. Flores, ined., *V. bustillosia* Gay, *V. cheeseana* J. M. Watson, *V. truncata* Meyen 1353
1354
1355

Distribution. – Central Chile. 1356
1357

[1.4] *Viola* sect. *Inconspicuiiflos* 1358

Viola sect. *Inconspicuiiflos* J. M. Watson & A. R. Flores in Watson et al., *Viola* Subg. *Andinium*: 192. 2021. – Type: *Viola lilliputana* Iltis & H. E. Ballard 1359
1360

Diagnostic characters. – Dwarf, cushion forming plants, glabrous or with indumentum. Corolla notably small, the upper and lateral petals distinctly larger than the bottom one. 1361
1362
1363

Included species. – 8. *Viola blefescudiana*, ined., *V. diminutiva*, ined., *V. enmae* P. Gonzáles, *V. lilliputana* Iltis & H. E. Ballard, *V. membranacea* W. Becker, *V. quasimelanium* H. Beltrán & J. M. Watson, ined., *V. quercifolia*, ined., *V. weibelii* J. F. Macbr. 1364
1365
1366

Distribution. – Peru. 1367
1368

[1.5] *Viola* sect. *Relictium* 1369

Viola sect. *Relictium* J. M. Watson, A. R. Flores & Marcussen in Watson et al., *Viola* Subg. *Andinium*: 193. 2021. – Type: *Viola huesoensis* Martic. 1370
1371

Diagnostic characters. – Annual rosulate herbs. Cilia long, surrounding entire lamina margin, strongly deflexed. 1372
1373

Distribution. – Northern Chile. 1374

Included species. – 8. *Viola dandoisiorum* J. M. Watson & A. R. Flores, *V. deflexa*, ined., *V. godoyae* Phil., *V. huesoensis* Martic., *V. johnstonii* W. Becker, *V. marcelorosasi* J. M. Watson & A. R. Flores, *V. ovalleana* Phil., *V. simulans*, ined.

[1.6] *Viola* sect. *Rhizomandinium*

Viola sect. *Rhizomandinium* J. M. Watson, A. R. Flores & Marcussen in Watson et al., *Viola* Subg. *Andinium*: 193. 2021 (“*Rhizomandinium*”). – Type: *Viola escondidaensis* W. Becker

Diagnostic characters. – Perennial herbs. Stem arising from the apex of long, creeping, stolon-like segment.

Distribution. – Northern Argentine Patagonia.

Included species. – 2. *Viola anitae* J. M. Watson, *V. escondidaensis* W. Becker

[1.7] *Viola* sect. *Rosulatae*

Viola sect. *Rosulatae* Reiche in Nat. Pflanzenfam., ed. 1 [Engler & Prantl], 3(6): 335. 1895. – Type (Shenzhen Code Art. 22.2): *Viola rosulata* Poepp. & Endl.

≡ *Viola* sect. *Andinium* W. Becker in Nat. Pflanzenfam., ed. 2 [Engler & Prantl], 21: 374. 1925, nom. illeg. superfl. (Shenzhen Code Art. 52.1). – Type (Shenzhen Code Art. 7.5): *Viola rosulata* Poepp. & Endl.

Diagnostic characters. – Perennial or annual subcaulicous, more or less hairy rosette-forming herbs. Lamina flexible, elliptical, narrowly to broadly obovate, orbicular, or rhomboid, deeply to shallowly crenate, sinuous-crenate, dentate, incised, pinnatifid, or rarely entire when plant perennial.

Ploidy and accepted chromosome counts. – $2x$ (*V. congesta*); $2n = 14$ (*V. montagnei*, *V. roigii*).

Age. – Crown node unknown; stem node c. 13.9 Ma (Figure 5).

Distribution. – Central-northern Peru to northern Patagonia.

Included species. – 56. *Viola* (*Rosulatae*) sp.02, ined., *V. (Rosulatae)* sp.04, ined., *V. (Rosulatae)* sp.05, ined., *V. (Rosulatae)* sp.06, ined., *V. argentina* W. Becker, *V. aurantiaca* Leyb., *V. calchaquiensis* W. Becker, *V. chamaedrys* Leyb., *V. chillanensis* Phil., *V. cistanthe*, ined., *V. congesta* Gillies ex Hook. & Arn., *V. decipiens* Reiche, *V. escarapela* J. M. Watson & A. R. Flores, *V. evae* Hieron. ex W. Becker, *V. exilis* Phil., *V. exsul* J. M. Watson & A. R. Flores, *V. farkasiana* J. M. Watson & A. R. Flores, *V. ferreyrae* P. Gonzáles, *V. friderici* W. Becker, *V. frigida* Phil., *V. gelida* J. M. Watson, M. P. Cárdenas & A. R. Flores, *V. glechomoides* Leyb., *V. granulosa* Wedd., *V. hillii* W. Becker, *V. hippocatica* J. M. Watson & A. R. Flores, ined., *V. imbricata* J. M. Watson & A. R. Flores (et al.), ined., *V. kermesina* W. Becker, *V. lanifera* W. Becker, *V. lilloana* W. Becker, *V. lullaillacoensis* W. Becker, *V. longibracteata* P. Gonzáles & J. M. Watson, ined., *V. montagnei* Gay, *V. multiflora*, ined., *V. nazarenoensis* (authors not settled), ined., *V. neuquenensis* J. M. Watson & A. R. Flores, ined., *V. niederleinii* W. Becker, *V. ornata* D. Montesinos & J. M. Watson (et al.), ined., *V. philippiana* Greene, *V. philippii* Leyb., *V. replicata* W. Becker, *V. rhombiloba* H. E. Ballard, ined. [Monheim s. n.], *V. rodriguezii* W. Becker, *V. roigii* Rossow, *V. rosulata* Poepp. & Endl., *V. rubromarginata* J. M. Watson & A. R. Flores, *V. rugosa* Phil. ex W. Becker, *V. singularis* J. M. Watson & A. R. Flores, *V. spegazzinii* W. Becker, *V. stellaris*, ined., *V. tectiflora* W. Becker, *V. tholiformis*, ined., *V. tovarii* P. Gonzáles & Molina-Alor, *V. trochlearis* J. M. Watson & A. R. Flores, *V. umbrina*, ined., *V. volcanica* Gillies ex Hook. & Arn., *V. xanthopotamica* J. M. Watson & A. R. Flores

[1.8] *Viola* sect. *Sempervivum*

Viola sect. *Sempervivum* J. M. Watson & A. R. Flores in Watson et al., *Viola* Subgenus *Andinium*: 188. 2021. – Type: *Viola atropurpurea* Leyb.

Diagnostic characters. – Perennial or annual subcaulicous, glabrous, imbricated rosette-forming herbs. Lamina entire or shallowly subcrenulate, apex acute to obtuse.

Ploidy and accepted chromosome counts. – Unknown; gene homoeolog numbers indicate allopolyploidy in some species (T.M., unpubl.).

Age. – Crown node c. 13.3 Ma; stem node c. 20.3 Ma (Figure 5).

- Distribution.* – Ecuador to southern Patagonia. 1429
- Included species.* – 34. *Viola abbreviata* J. M. Watson & A. R. Flores, *V. aizoon* Reiche, *V. atropurpurea* Leyb., *V. auricolor* Skottsbo., *V. bangii* Rusby, *V. beckeriana* J. M. Watson & A. R. Flores, *V. columnaris* Skottsbo., *V. comberi* W. Becker, *V. coronifera* W. Becker, *V. cotyledon* Ging., *V. cupuliformis* H. E. Ballard, ined. [T. Hofreiter & T. Franke 1/104], *V. dasyphylla* W. Becker, *V. hieronymi* W. Becker, *V. leyboldiana* Phil., *V. lologensis* (W. Becker) J. M. Watson, *V. marcelae*, ined., *V. micranthella* Wedd., *V. nigriflora* H. E. Ballard, ined. [T. Hofreiter & T. Franke 1/103], *V. nobilis* W. Becker, *V. obituaria* J. M. Watson & A. R. Flores, *V. pachysoma* M. Shearer & J. M. Watson, *V. petraea* W. Becker, *V. polycephala* H. E. Ballard & P. M. Jørg., *V. portulacea* Leyb., *V. pusillima* Wedd., *V. pygmaea* Juss. ex Poir., *V. regina* J. M. Watson & A. R. Flores, *V. rossoviana* J. M. Watson & A. R. Flores, *V. sacculus* Skottsbo., *V. santiagonensis* W. Becker, *V. sempervivum* Gay, *V. skottsbergiana* W. Becker, *V. turritella* J. M. Watson & A. R. Flores, *V. vortex*, ined. 1430–1441
- [1.9] *Viola* sect. *Subandinium*** 1443
- Viola* sect. *Subandinium* J. M. Watson & A. R. Flores in Watson et al., *Viola* Subg. Andinium: 193. 2021. – Type: *Viola subandina* J. M. Watson 1444
- Diagnostic characters.* – Annual rosulate herbs. Lamina flexible, linear, oblanceolate or obovate, entire or shallowly long-crenulate. Diploid. 1446
- Ploidy and accepted chromosome counts.* – 2x (*Viola pusilla*); no chromosome counts. 1448
- Age.* – Crown node c. 4.8 Ma; stem node c. 13.9 Ma (Figure 5). 1449
- Distribution.* – Southern Chile to southern Peru. 1450
- Included species.* – 15. *Viola araucaniae* W. Becker, *V. aurata* Phil., *V. auricula* Leyb., *V. domeikoana* Gay, *V. minutiflora* Phil., *V. nubigena* Leyb., *V. polypoda* Turcz., *V. pulvinata* Reiche, *V. pusilla* Poepp., *V. rhombifolia* Leyb., *V. subandina* J. M. Watson, *V. taltalensis* W. Becker, *V. vallenarensis* W. Becker, *V. weberbaueri* W. Becker, *V. yrameae* J. M. Watson & A. R. Flores, ined. 1451–1456
- [1.10] *Viola* sect. *Triflabellium*** 1457
- Viola* sect. *Triflabellium* J. M. Watson, A. R. Flores & Marcussen in Watson et al., *Viola* Subg. Andinium: 192. 2021. – Type: *Viola triflabellata* W. Becker 1458
- Diagnostic characters.* – Perennial rosette-forming herbs. Style crest as one apical and two lateral extended lobes. 1460
- Distribution.* – Northern Chile to northwestern Argentina. 1462
- Included species.* – 7. *Viola* (*Triflabellium*) *sp.1*, ined., *V. flos-idae* Hieron., *V. joergensenii* W. Becker, *V. mesadensis* W. Becker, *V. triflabellata* W. Becker, *V. tucumanensis* W. Becker, *V. uniuquissima* J. M. Watson & A. R. Flores 1463–1466
- [1.11] *Viola* sect. *Xylobasis*** 1467
- Viola* sect. *Xylobasis* J. M. Watson & A. R. Flores in Watson et al., *Viola* Subg. Andinium: 191. 2021. – Type: *Viola beati* J. M. Watson & A. R. Flores 1468
- Diagnostic characters.* – Perennial hairy, rosette-forming herbs. Stem shortly woody-branched. 1470
- Distribution.* – Northwestern Argentina. 1472
- Included species.* – 1. *Viola beati* J. M. Watson & A. R. Flores 1473–1474
- [2] *Viola* subg. *Viola*** 1475
- = *Viola* sect. *Sparsifoliae* Reiche in Nat. Pflanzenfam., ed. 1 [Engler & Prantl], 3(6): 334. 1476
- 1895, nom. inval. (Shenzhen Code Art. 22.2; *Viola odorata* L.) 1477
- Description.* – Annual or perennial herbs, subshrubs or very occasionally treelets. Axes morphologically differentiated or not. Leaves scattered on stems or in rosettes, very occasionally imbricated with distichous phyllotaxy (sect. *Tridens*). Stipules free or partially adnate, sometimes large and foliaceous. Lamina usually petiolate; young laminae 1478–1481

with involute margins (rarely folded in narrow leaves). Peduncles often longer than mature leaves. Bottom petal usually entire or shallowly emarginate, very rarely cleft. Spur absent to very long (34 mm). Nectariferous appendage of the two bottom stamens of various shape, rarely filiform. Style filiform, clavate, or capitate, not crested (but lateral lobes present in sect. *Sclerosium*) but top of style apex often flattened or with more or less raised edges, bearded or beardless. Cleistogamous flowers often produced.

Diagnostic characters. – Young laminas with involute margins OR peduncles longer than mature leaves OR style not crested OR cleistogamous flowers present.

Ploidy and accepted chromosome counts. – $2x$, $4x$, $6x$, $8x$, $10x$, $12x$, $14x$, $16x$, $18x$, $20x$, $>20x$. $2n = 4, 8, 10, 12, 14, 16, 18, 20, 22, 24, 26, 28, 34, 36, 40, 44$, c. $44, 46, 48, 50, 52, 54, 58, 60$, c. $64, 72, 76, 80$, c. $80, 82$, c. $96, 102$, c. $120, 128$.

Age. – Crown node age 29.0 (28.3–29.4) Ma; stem node age 30.9 (29.8–31.3) Ma [28].

Included species. – 515.

Distribution. – All continents except Antarctica. Diversity centres in e Asia, w Eurasia and N America.

Discussion. – Within subg. *Viola* we recognise 20 sections which can be grouped in three well-separated biogeographic clusters and allopolyploid tangles. The first cluster occurs in South and Central America and Australasia and comprises 43 species in 7 sections (sects. *Chilenium*, *Erpetion*, *Leptidium*, *Nematocaulon*, *Rubellium*, *Tridens*, and *Xanthidium*). The second cluster occurs primarily in the northern hemisphere and comprises 470 species in 12 sections (sects. *Abyssinium*, *Chamaemelanium*, *Danxiaviola*, *Delphiniopsis*, *Himalayum*, *Melanium*, *Nosphinium*, *Plagiostigma*, *Sclerosium*, *Spathulidium*, *Viola*, and *Xylinosium*). The third cluster occurs in South Africa with a single allopolyploid section and species (sect. *Melvio*; *V. decumbens*). The last two clusters are phylogenetically nested within the first one. Sections *Chamaemelanium* and *Rubellium* ($2n = 12$) are the only diploid lineages within subg. *Viola* (no data for sect. *Xanthidium*).

[2.1] *Viola* sect. *Abyssinium*

Viola sect. *Abyssinium* Marcussen, sect. nov. – Type: *Viola abyssinica* Steud. ex Oliv.

Description. – Perennial herbs. Axes not morphologically differentiated. All stems ascending or trailing, rooting at proximal nodes. Stipules deeply dentate-laciniate to entire. Lamina crenulate, petiolate. Flowers c. 1 cm, peduncles produced only from some leaf axils. calycine appendages very short or absent. Corolla violet or white, with a white throat, bottom petal with violet striations. Spur saccate. Style clavate, laterally compressed, at base geniculate, at apex galeiform and distally marginate, beardless. Cleistogamous flowers not produced. Allododecaploid (CHAM+MELVIO). Secondary base chromosome number $x' = c. 36$. ITS sequence of MELVIO type.

Diagnostic characters. – All stems ascending or trailing AND corolla violet or white with white throat AND style clavate.

Ploidy and accepted chromosome counts. – $12x$; $2n = c. 72$ (*Viola abyssinica*).

Age. – Crown node age c. 2 Ma; stem node age 3.6 (1.8–5.0) Ma [28].

Included species. – 3. *Viola abyssinica* Steud. ex Oliv., *V. eminii* (Engl.) R. E. Fr., *V. nannae* R. E. Fr.

Distribution. – High mountains of central and eastern Africa and Madagascar (Figure 10); *Viola abyssinica* throughout the range; *V. eminii* in eastern Congo, Rwanda, Burundi, Uganda to central and southern Kenya, northern Tanzania south to the Uluguru Mountains; *V. nannae* in central and southern Kenya [198].

Etymology. – The name *Abyssinium* refers to the main distribution area in and around Ethiopia (= Abyssinia).

Discussion. – Sect. *Abyssinium* is one of just two endemic African lineages of *Viola* (the other is the South African sect. *Melvio*). The count of $2n = c. 72$ in *V. abyssinica* [199] is the only count for the section and needs confirmation. Section *Abyssinium* has an African distribution but is phylogenetically nested within the north hemisphere tangle of allopolyploid lineages. It appears to have originated in the Pliocene, from an allopolyploid of sect.

Spathulidium (8x) and one of the 4x ancestors of that lineage (Figure 2 and [28]), which is distributed in southwestern Asia. The relatively recent origin of sect. *Abyssinium* from Eurasian ancestors fits a pattern commonly observed in Afrotemperate/Afromontane floral elements [200]. Becker [1] made a note that this group of species would merit a separate section, but he did not provide one. Possible hybridisation among the three species of sect. *Abyssinium* is briefly discussed by Grey-Wilson [198].



Figure 10. Global distribution of *Viola* sect. *Abyssinium*.

[2.2] *Viola* sect. *Chamaemelanium*

Viola sect. *Chamaemelanium* Ging. in Mém. Soc. Phys. Genève 2(1): 28. 1823 = *Viola* subgen. *Chamaemelanium* (Ging.) Juz. in Schischk. & Bobrov, Flora URSS 15: 446. 1949 – Type: *Viola canadensis* L.
= *Lophion* Spach, Hist. Nat. Vég. [Spach] 5: 516. 1836 = *Lophion* subg. *Eulophion* Nieuwl. & Kaczm. in Amer. Midl. Naturalist 3: 215. 1914, nom. inval. (Shenzhen Code Art. 22.2) – Type: *Viola canadensis* L.
= *Viola* sect. *Dischidium* Ging. in Mém. Soc. Phys. Genève 2(1): 28. 1823 = *Dischidium* (Ging.) Opiz in Bercht. & Opiz, Oekon.-Techn. Fl. Böhm. [Berchtold & al.] 2(2): 7. 1839 = *Viola* subgen. *Dischidium* (Ging.) Peterm., Deutschl. Fl.: 65. 1846; (Ging.) Kupffer in Kusnezow et al., Fl. Caucas. Crit. 3(9): 172. 1909 (isonym); (Ging.) Juz. in Schischk. & Bobrov, Flora URSS 15: 441. 1949 (isonym) = *Viola* [unranked] (“Gruppe”) *Dischidium* W. Becker in Beih. Bot. Centralbl., Abt. 2, 36: 38. 1918 – Type: *Viola biflora* L.
= *Chryson* Spach, Hist. Nat. Vég. [Spach] 5: 509. 1836. – Type: *Viola biflora* L.
= *Viola* [unranked] §.5. *Dischidieae* Boiss., Fl. Orient. 1: 452. 1867 = *Viola* subsect. *Dischidieae* (Boiss.) Rouy & Foucaud, Fl. France [Rouy & Foucaud] 3: 36. 1896 – Type: *Viola biflora* L.
= *Crocion* Nieuwl. & Kaczm. in Amer. Midl. Naturalist 3: 215. 1914 – Type: *V. pubescens* Aiton
= *Viola* (sect. *Nomimium*) [unranked] (“Gruppa”) *Memorabiles* W. Becker in B. Fedtsch., Fl. Aziat. Ross. 8: 19. 1915 = *Viola* sect. *Memorabiles* (W. Becker) Juz. in Schischk. & Bobrov, Flora URSS 15: 407. 1949 – Type: *Viola kusnezowiana* W. Becker
= *Viola* “class” *Orbiculares* Pollard in Bot. Gaz. 26: 330. 1898, nom. inval. (Shenzhen Code Art. 33.9) = *Viola* [unranked] *Orbiculares* W. Becker in Nat. Pflanzenfam., ed. 2 [Engler & Prantl], 21: 369. 1925 = *Viola* subsect. *Orbiculares* (“Pollard”) Brizicky in J. Arnold Arb. 42: 326. 1961, nom. inval. (Shenzhen Code Art. 41.5) – Type: *Viola orbiculata* Geyer ex Holz.
= *Viola* [unranked] *D. Erectae* W. Becker in Nat. Pflanzenfam., ed. 2 [Engler & Prantl], 21: 370. 1925 = *Viola* sect. *Erectae* (W. Becker) Ching J. Wang, Fl. Reipubl. Popularis Sin. 51: 123. 1991. – Lectotype (designated here): *Viola acutifolia* (Kar. & Kir.) W. Becker

= *Viola* [unranked] (Untergruppe) *Longicalcaratae* W. Becker in Beih. Bot. Centralbl. 1575
36(2): 38. 1918 = *Viola* [sect. *Dischidium*; unranked] A. *Longicalcaratae* W. Becker in Nat. 1576
Pflanzenfam., ed. 2 [Engler & Prantl], 21: 370. 1925 = *Viola* subsect. *Longicalcaratae* (W. 1577
Becker) W. Becker in Acta Horti Gothob. 2: 288. 1926 = *Viola* subsect. *Longicalcaratae* (W. 1578
Becker) Ching J. Wang, Fl. Reipubl. Popularis Sin. 51: 119. 1991. – Lectotype (designated 1579
here): *Viola wallichiana* Ging. 1580

Description. – Perennial herbs. Axes usually morphologically differentiated into a 1581
perennial rhizome and annual aerial stems. Rhizome usually deep-buried with a few- 1582
leaved apical rosette. Lateral stems aerial, rarely stolons, sometimes reduced or absent. 1583
Stipules partially to completely herbaceous or rarely membranous, margins entire or 1584
irregularly dentate with a few teeth. Lamina cordate to lanceolate, margin crenate, lobed, 1585
or pedately divided, usually long-petiolate. Corolla yellow, white, or violet, always with 1586
a yellow throat. Spur very short, rarely longer in a few Asian species. Style clavate or 1587
capitate, variable, usually bearded at apex. Cleistogamous flowers usually produced; 1588
cleistogamy seasonal. Diploid. Base chromosome number $x = 6$. ITS sequence of CHAM 1589
type. 1590

Diagnostic characters. – Corolla with a yellow throat AND base chromosome number 1591
 $x = 6$. 1592

Ploidy and accepted chromosome counts. – $2x, 4x, 6x, 8x, 12x; 2n = 12, 24, 36, 48, 72$. 1593

Age. – Crown node age 19.0 (18.0–19.3) Ma [28]. 1594

Included species. – 68. *Viola acutifolia* (Kar. & Kir.) W. Becker, *V. alliarifolia* Nakai, *V.* 1595
allochroa Botsch., *V. angkae* Craib, *V. aurea* Kell., *V. bakeri* Greene, *V. barroetana* W. Schaffn. 1596
ex Hemsl., *V. beckwithii* Torr. & A. Gray, *V. biflora* L., *V. brevistipulata* (Franch. & Sav.) W. 1597
Becker, *V. californica* M. S. Baker, *V. cameleo* H. Boissieu, *V. canadensis* L., *V. caucasica* (Rupr.) 1598
Kolen. ex Juz., *V. charlestonensis* M. S. Baker & J. C. Clausen, *V. coahuilensis* H. E. Ballard, 1599
ined. [P. Fryxell 2692], *V. confertifolia* C. C. Chang, *V. crassa* (Makino) Makino, *V. cuneata* S. 1600
Watson, *V. delavayi* Franch., *V. dimorphophylla* Y. S. Chen & Q. E. Yang, *V. douglasii* Steud., 1601
V. eriocarpa Schwein., *V. fischeri* W. Becker, *V. flagelliformis* Hemsl., *V. flettii* Piper, *V.* 1602
franksmithii N. H. Holmgren, *V. galeanaensis* M. S. Baker, *V. glabella* Nutt., *V. glaberrima* 1603
(Ging. ex Chapm.) House, *V. guadalupensis* A. M. Powell & Wauer, *V. hallii* A. Gray, *V.* 1604
hastata Michx., *V. hediniana* W. Becker, *V. kitamiana* Nakai, *V. kusnezowiana* W. Becker, *V.* 1605
lithion N. H. Holmgren & P. K. Holmgren, *V. lobata* Benth., *V. majchurenensis* Pissjauk., *V.* 1606
muehldorfii Kiss, *V. muliensis* Y. S. Chen & Q. E. Yang, *V. nuttallii* Pursh, *V. ocellata* Torr. & 1607
A. Gray, *V. orbiculata* Geyer ex Holz., *V. orientalis* (Maxim.) W. Becker, *V. painteri* Rose & 1608
House, *V. pedunculata* Torr. & A. Gray, *V. pinetorum* Greene, *V. praemorsa* Douglas, *V.* 1609
pubescens Aiton, *V. purpurea* Kellogg, *V. quercetorum* M. S. Baker & J. C. Clausen, *V.* 1610
rotundifolia Michx., *V. rugulosa* Greene, *V. scopulorum* (A. Gray) Greene, *V. sempervirens* 1611
Greene, *V. sheltonii* Torr., *V. szetschwanensis* W. Becker & H. Boissieu, *V. tenuipes* Pollard, 1612
V. tenuissima C. C. Chang, *V. tomentosa* M. S. Baker & J. C. Clausen, *V. trinervata* (Howell) 1613
Howell ex A. Gray, *V. tripartita* Elliott, *V. uniflora* L., *V. urophylla* Franch., *V. utahensis* M. S. 1614
Baker & J. C. Clausen, *V. vallicola* A. Nelson, *V. wallichiana* Ging. 1615

Distribution. – North America and east Asia; only *V. biflora* is roughly circumpolar 1616
(Figure 11). 1617

Discussion. – Sect. *Chamaemelanium* is the only diploid representative of the CHAM 1618
genome; intrasectional allopolyploids are frequent but there was no hybridisation with 1619
the MELVIO lineage. The lineage is characterised karyologically by the base chromosome 1620
number $x = 6$ and morphologically by a plesiomorphic yellow corolla (variously coloured 1621
but always with a yellow throat in the *Canadenses* and *Chrysanthae* greges), shoots 1622
differentiated in a perennial (often deep-buried) rhizome with an apical (often few-leaved) 1623
leaf rosette and annual lateral floriferous stems, and the presence of seasonal cleistogamy. 1624
The lateral stems are usually more or less erect and aerial, in some reclining or prostrate 1625
and leafy or leafless (*V. kusnezowiana* in northeastern Asia, *V. orbiculata*, *V. rotundifolia* and 1626
V. sempervirens in North America), or entirely missing (*V. barroetana* in Mexico). Stipules 1627
in some species are semi-membranous or membranous, and are commonly entire or with 1628

one to few irregular teeth on one or both margins. Leaf lamina is usually crenate or crenulate but deeply divided in some taxa (greges *Chrysanthae* and *Nudicaules* in North America, the *V. biflora* group in northeastern Asia). Style shape is variable [29] but most species groups have a capitate, bearded style. Members of the *V. biflora* group (the former sect. *Dischidium*) have a bilobate style, while a few other species have style shapes resembling those found in other sections, such as sect. *Viola* (*V. kitamiana* and *V. kusnezowiana* in northeastern Asia) or sect. *Plagiostigma* (*V. rotundifolia* in eastern North America). Elaiosomes are highly reduced to obsolete in at least some species of the *Canadenses* grex. Cleistogamous flowers are missing in some taxa adapted to arid habitats (notably grex *Chrysanthae* and *V. guadalupensis*).

We recognise a broadly defined sect. *Chamaemelanium* that includes sect. *Dischidium* Ging. (i.e., the *V. biflora* group), grex *Orbiculares* Pollard (i.e., *V. orbiculata*, *V. sempervirens* and *V. rotundifolia*) and grex *Memorabiles* W. Becker (i.e., *V. kusnezowiana*) previously placed in sect. *Nomimum* by Becker [1], and *V. kitamiana*. The inclusion of *Dischidium* and *Orbiculares* in sect. *Chamaemelanium*, first suggested nearly a century ago by Clausen [29, 59], is supported by morphology, chromosome counts, and by phylogeny (Figure 12) [28, 60]. *Viola kusnezowiana* is included in sect. *Chamaemelanium* on basis of flower and stipule characters [61]; the somewhat emarginate lamina apex is particularly reminiscent of the *V. biflora* group. *Viola kitamiana* is included in sect. *Chamaemelanium* based on its corolla with a yellow throat (otherwise white) and the diploid chromosome number $2n = 12$ [61].

We do not recognise infrasectional groups within sect. *Chamaemelanium* because its extant sublineages, at least the North American ones (Figure 12), are interconnected by allopolyploidy and therefore non-monophyletic [59, 60, 201, 202]. Furthermore, the 7–8 diploid deep lineages do not correspond to any recognised morphological greges [1] and their interrelationships are deep and largely unresolved. For instance, both the capitate-bearded style shape and the rhizomatous habit with lateral, aerial floriferous stems, the two characters that define Becker's grex *Erectae*, appear to be ancestral and plesiomorphic within sect. *Chamaemelanium* (Figure 12).

The initial radiation of sect. *Chamaemelanium* appears to have coincided with that of the CHAM+MELVIO allopolyploids in the northern hemisphere c. 19 Ma ago [28]. It has not been established whether the CHAM genomes involved in these allopolyploidisations were derived from within the extant sect. *Chamaemelanium* or from a lineage sister to it. It is, however, clear that the version of the CHAM genome present in the southern hemisphere sect. *Chilenium* and sect. *Erpetion* is sister to all other CHAM genomes.

The report of $2n = 20$ in *V. kusnezowiana* [203] is at odds with the other counts in the section, all of which are based on $x = 6$, and in need of confirmation.

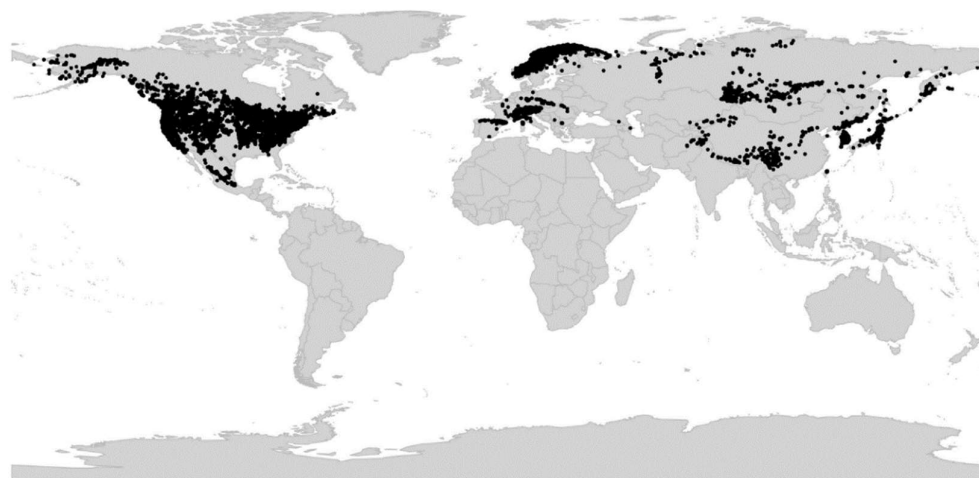


Figure 11. Global distribution of *Viola* sect. *Chamaemelanium*.

1629

1630

1631

1632

1633

1634

1635

1636

1637

1638

1639

1640

1641

1642

1643

1644

1645

1646

1647

1648

1649

1650

1651

1652

1653

1654

1655

1656

1657

1658

1659

1660

1661

1662

1663

1664

1665

1666

1667

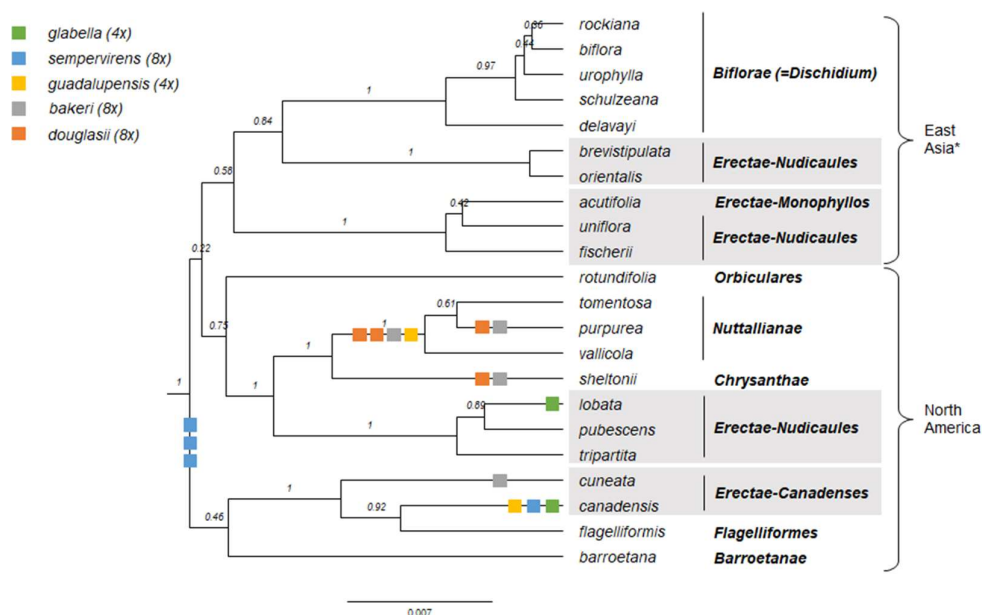


Figure 12. Ultrametric phylogeny of diploid taxa of *Viola* sect. *Chamaemelanium*, showing the basal irresolution among otherwise well-supported infrasectional lineages and the non-monophyly of Becker's greges at both the diploid and allopolyploid level. Outgroups have been trimmed. The analysis was performed on a concatenated matrix of four loci (*GPI*, *ITS*, *NRPD2a*, *trnL-trnF*). The squares indicated on branches show the approximate phylogenetic placement of homoeologs of five North American allopolyploids [60], *V. bakeri* (8x), *V. douglasii* (8x), *V. glabella* (4x), and *V. guadalupensis* (4x). Branch support is given as posterior probabilities. **Viola biflora* has a circumboreal distribution.

[2.3] *Viola* sect. *Chilenium*

Viola sect. *Chilenium* W. Becker in Nat. Pflanzenfam., ed. 2 [Engler & Prantl], 21: 376. 1925. – Lectotype (designated here): *Viola maculata* Cav. – Note: *Viola maculata* is indicated as “Haupttypus” in the protologue (Becker 1925: 376).

≡ *Viola* [unranked] § I. *Bicaules* Reiche in Fl. Chile [Reiche] 1: 139. 1896 – Lectotype (designated here): *Viola maculata* Cav.

Description. – Perennial herbs. Axes not morphologically differentiated. Stem creeping, more or less densely noded, deeply seated. Stipules free, broad and glandular-laciniate, rarely entire. Lamina oblong, elliptical or rhombic-lanceolate to reniform, margin crenate, long-petiolate. Bracteoles broad, deeply glandular-laciniate. Corolla yellow, rarely white (*V. commersonii*). Bottom petal at least twice as broad as top petals, rarely only slightly broader than the top petals (*V. rudolphii*), with brown striation, rarely reddish-violet striation (*V. commersonii*). Spur shorter than tall, rarely much longer than tall (*V. rudolphii* and *V. stuebelii*). Style clavate or straight, concave, flattened or slightly acute apically with a continuous sharp dorsolateral rim, the rim truncate and hiding the stigma (*V. stuebelii*) or slightly prolonged on the upper side with an upcurved visible rostellum bearing the stigma (other species), usually beardless (white-hairy in *V. rudolphii*). Cleistogamous flowers produced; cleistogamy facultative. Allopolyploid.

Diagnostic characters. – All stems rhizomes AND corolla yellow with brown striation or white with reddish-violet striation AND facultative cleistogamy.

Ploidy and accepted chromosome counts. – $\geq 4x$; no chromosome counts.

Age. – Crown node age unknown, stem node age 7.4 (6.5–7.7) Ma [28].

Included species. – 7. *Viola commersonii* DC. ex Ging., *V. germainii* Sparre, *V. maculata* Cav., *V. magellanica* G. Forst., *V. reichei* Skottsbo. ex Macloskie, *V. rudolphii* Sparre, *V. stuebelii* Hieron.

Distribution. – Disjunct in southern (Argentina and Chile) and northern South America (Colombia, Ecuador, and Peru) (Figure 13). 1702

Discussion. – We here modify Becker’s [1] original delimitation of sect. *Chilenium* by 1703
including *V. stuebelii* (= *V. glandularis* H. E. Ballard & P. M. Jørg.) based on shared 1704
diagnostic characters, and excluding *V. huidobrii* (= *V. brachypetala* Gay). Reiche [114, 117] 1705
was the first to recognise this group, which he circumscribed under an invalid taxonomic 1706
rank (i.e., the unranked *Bicaules* within the invalid “Divisio” *Sparsifoliae*). Later, Sparre [62, 1707
1950 #1988] revised the section and recognised eight southern South American species 1708
(some of them were later synonymised), which he distributed among three subsections, 1709
Maculatae (*V. germainii*, *V. maculata*, *V. reichei*), *Magellanicae* (*V. commersonii*, *V. magellanica*), 1710
and *Lanatae* (*V. rudolphii*), based on characteristics of the spur, style, and nectariferous 1711
appendages. We transfer the distinctive, violet-flowered *V. huidobrii* (Sparre as subsect. 1712
Coeruleae) to sect. *Viola* subsect. *Rostratae*. The new delimitation of sect. *Chilenium* renders 1713
the section geographically disjunct, with *V. stuebelii* in northern South America and the 1714
rest of the species in southern South America. Section *Chilenium* comprises only seven 1715
species, some closely related (e.g., *V. maculata* and *V. reichei*) and others known only from 1716
the type specimen (*V. germainii* and *V. rudolphii*), and in the absence of molecular data we 1717
choose not to keep Sparre’s subsections. 1718

The South American sect. *Chilenium* is sister lineage of the Australian sect. *Erpetion* 1720
[28]. 1721



Figure 13. Global distribution of *Viola* sect. *Chilenium*. 1723

[2.4] *Viola* sect. *Danxiaviola* 1724

Viola sect. *Danxiaviola* W. B. Liao & Q. Fan in Phytotaxa 197: 19. 2015 – Type: *Viola* 1725
hybanthoides W. B. Liao & Q. Fan 1726

Description. – Subshrub. Axes not morphologically differentiated. All stems erect or 1727
ascending. Stipules free, conspicuous, oblong-lanceolate, remotely long-fimbriate. 1728
Lamina elliptic or ovate-lanceolate, margin serrate, short-petiolate. Corolla whitish to pale 1729
violet. Bottom petal clawed, much larger than the other, reduced petals, whitish to pale 1730
violet with a yellowish green blotch at base. Spur short and saccate. Style capitate, at apex 1731
slightly bilobate, beardless, not beaked and with a stigmatic opening in front and with a 1732
lamellar process below the opening. Cleistogamous flowers not produced. 1733
Chromosome number $x = 10$. ITS sequence of CHAM type. 1734

Diagnostic characters. – Bottom petal clawed, much larger than the other petals. 1735

Ploidy and accepted chromosome counts. – Probably $4x$; $2n = 20$. 1736

Age. – Crown node age not applicable (monotypic section), stem node age probably 1737
17.8–19.3 Ma. 1738

Included species. – 1. *Viola hybanthoides* W. B. Liao & Q. Fan 1739

1740

Distribution. – Southeastern China (northern Guangdong). Known only from two sites on Mt. Danxia (Figure 14). 1741

Discussion. – The single species in the section, *V. hybanthoides*, is phylogenetically isolated within the north hemisphere allopolyploid tangle, based on both ITS and chloroplast sequences [90]. The combined features of the larger bottom petal and much smaller lateral and upper petals is unique in *Viola* but found recurrently in most bilaterally symmetrical genera of the Violaceae, such as genera currently being segregated from the former polyphyletic *Hybanthus*, and sisters to *Viola*, *Noisettia* and *Schweigertia* [3]. We infer that *V. hybanthoides* is probably a CHAM+MELVIO meso-allotetraploid, judging from its chromosome number ($2n = 20$) which in sect. *Viola* and sect. *Delphiniopsis* reflects $4x$, the small size of its chromosomes and tricolporate pollen which both reflect a certain time since the polyploidisation, and its phylogenetic placement nested within a tetraploid clade [90] (Figure 5). 1742
1743
1744
1745
1746
1747
1748
1749
1750
1751
1752
1753

This morphologically highly unusual species was discovered as late as 2012 and published in 2015 [90] and was therefore included neither in the morphological treatment of Becker [1] nor in the phylogeny of Marcussen et al. [28]. 1754
1755
1756
1757

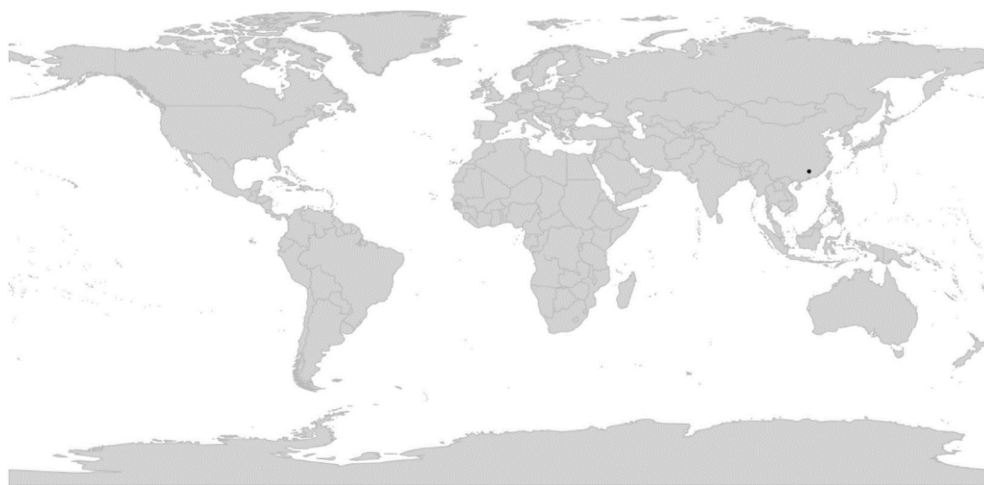


Figure 14. Global distribution of *Viola* sect. *Danxiaviola*. 1758

[2.5] *Viola* sect. *Delphiniopsis* 1760

Viola sect. *Delphiniopsis* W. Becker in Nat. Pflanzenfam., ed. 2 [Engler & Prantl], 21: 373. 1925 – Type (Shenzhen Code Art. 10.8): *Viola delphinantha* Boiss. 1761
1762

≡ *Viola* [unranked] §.1. *Delphinoideae* Boiss., Fl. Orient. 1: 451. 1867. – Type: *Viola delphinantha* Boiss. 1763
1764

≡ *Viola* [unranked] c. *Lobulariae* Nyman, Consp. Fl. Eur. 1: 79. 1878. – Type: *Viola delphinantha* Boiss. 1765
1766

Description. – Perennial herbs with a woody base. Axes not morphologically differentiated. All stems aerial, annual, growing in fascicles from a woody and sometimes thick rhizome (pleiocorm). Leaves sessile, consisting of 3–5 lanceolate, entire segments, lamina and stipule segments similar. Corolla pink to magenta. Spur 12–30 mm, down-curved. Style clavate, glabrous, emarginate, with a simple, wide stigmatic opening. Cleistogamous flowers not produced. Allotetraploid (CHAM+MELVIO). Secondary base chromosome number $x' = 10$. ITS sequence of MELVIO type. 1767
1768
1769
1770
1771
1772
1773

Diagnostic characters. – Corolla pink to magenta AND spur 12–30 mm, down-curved. 1774

Ploidy and accepted chromosome counts. – $4x$; $2n = 20$. 1775

Age. – Crown node age unknown, stem node age 14.7 (6.3–18.6) Ma [28]. 1776

Included species. – 3. *Viola cazorensis* Gand., *V. delphinantha* Boiss., *V. kosaninii* (Degen) Hayek 1777
1778

Distribution. – Disjunct in southern Europe: southern Spain (*V. cazorlensis*) and the Balkans (*V. delphinantha*, *V. kosaninii*) (Figure 15). 1779

Discussion. – Section *Delphiniopsis* is highly distinct, phylogenetically, karyologically ($x' = 10$), and morphologically. The species are specialised to be pollinated by one (or a few) species of day-flying hawkmoths [e.g., 204]. The disjunct distribution of sect. *Delphiniopsis*, between *V. delphinantha* and *V. kosaninii* in the Balkans and *V. cazorlensis* in southern Spain, has been suggested to result from vicariance and to date from the Early Pliocene, 3.6–5.3 Ma [205]. The crown age of the section have so far not been phylogenetically dated, but the idea that the species are young is further supported by their morphological similarity and reports of their being able to hybridise in culture (plants of *V. cazorlensis* × *V. delphinantha* were displayed at the Midland AGS SHOW 2012). Phylogenetic analysis confirms that sect. *Delphiniopsis* is an isolated and highly specialised lineage on a rather long branch, indicating rapid evolution [28]. The characters once considered “primitive” [205, 206], such as woodiness, entire leaves and stipules, small and uniform chromosomes and rather common chromosome number, relict distribution, and lack of cleistogamy, should rather be interpreted as secondary specialisations, just like the highly specialised pollination. The low and apparently young diversity of the section may be explained by its high level of specialisation in both pollination syndrome and choice of habitat: the species inhabit limestone crevices, a rare habitat that minimises competition but at the same time limits the population size and dispersal, thereby increasing the risk of extinction. 1780



Figure 15. Global distribution of *Viola* sect. *Delphiniopsis*. 1801

[2.6] *Viola* sect. *Erpetion* 1803

Viola sect. *Erpetion* (DC. ex Sweet) W. Becker in Nat. Pflanzenfam., ed. 2 [Engler & Prantl], 21: 376. 1925 = *Erpetion* DC. ex Sweet, Brit. Fl. Gard. 2: nr. 170. 1826 = *Viola* subg. *Erpetion* (DC. ex Sweet) Y. S. Chen in Raven & Hong, Fl. China 13: 111. 2007 – Type: *Erpetion reniforme* Sweet (= *Viola hederacea* Labill.) 1804

Description. – Perennial herbs. Axes seemingly morphologically differentiated in a perennial stem with lateral sympodial stolons. Perennating stem densely or occasionally remotely noded. Sympodial stolons with a pair of bracts between each cluster of leaves. Stipules small, lanceolate. Lamina ovate-rhomboid to broadly reniform, margin crenate, long-petiolate. Corolla white to dark violet, often with a darker throat; corolla sometimes highly reduced. Spur reduced to a gibba and a green blotch on the inside of the bottom petal. Lateral petals with a broad dense pad of papillae. Style filiform, beardless. Cleistogamous flowers not produced. Allo-octoploid. Secondary base chromosome number $x' = 25$. 1805

Diagnostic characters. – Sympodial stolons present. Spur reduced to a gibba. Lateral petals with a broad dense pad of papillae. 1817

Ploidy and accepted chromosome counts. – $8x$, $16x$, $24x$; $2n = 50$ (*V. banksii*). 1818

Age. – Crown node age 3.7 (3.2–3.9) Ma, stem node age 7.4 (6.5–7.7) Ma [28]. 1819

Included species. – 11. *Viola banksii* K. R. Thiele & Prober, *V. cleistogamoides* (L. G. Adams) Seppelt, *V. curtisiae* (L. G. Adams) K. R. Thiele, *V. eminens* K. R. Thiele & Prober, *V. fuscoviolacea* (L. G. Adams) T. A. James, *V. hederacea* Labill., *V. improcera* L. G. Adams, *V. perreniformis* (L. G. Adams) R. J. Little & Leiper, *V. serpentinicola* Mig. F. Salas, *V. sieberiana* Spreng., *V. silicestris* K. R. Thiele & Prober 1821

Distribution. – Southern and eastern Australia; Tasmania (Figure 16). 1822

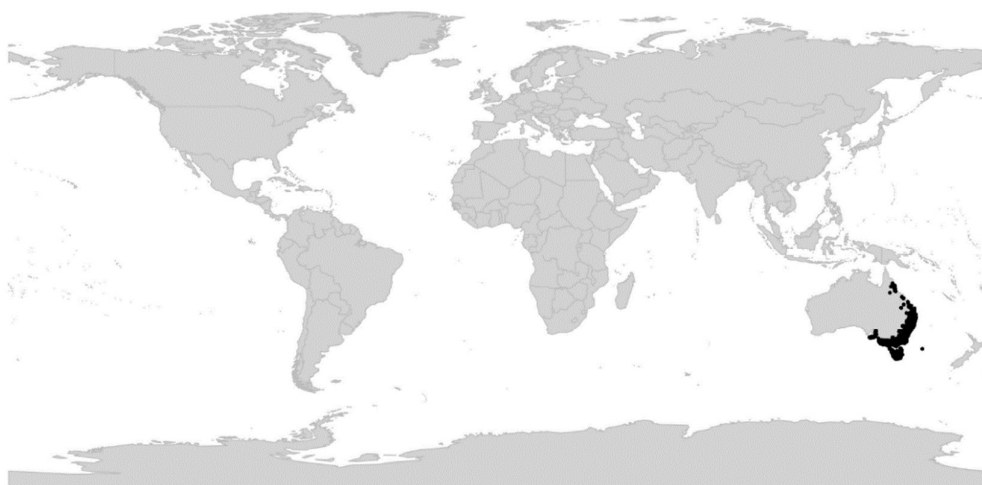
1823

1824

1825

1826

1827



1828

Figure 16. Global distribution of *Viola* sect. *Erpotion*. 1829

1829

Discussion. – Phylogenetically, sect. *Erpotion* is an allo-octoploid lineage with two CHAM genomes and another two genomes in common with sect. *Chilenium*, indicating that sect. *Erpotion* experienced a second genome duplication after the two sections diverged. There is no indication that this ancestral tetraploid *Erpotion* still exists. Section *Erpotion* is characterised karyologically by the secondary base chromosome number $x' = 25$ [98]. The estimate of $10x$ for sect. *Erpotion* by Marcussen et al. [28] was based on unconfirmed (and probably erroneous) counts of $2n = 60$ and $2n = 120$ on “representatives of the *Viola hederacea* complex in the Kosciusko area” by Moore in [207]. 1830

1831

1832

1833

1834

1835

1836

1837

Members of sect. *Erpotion* can be recognised immediately by two unique synapomorphies, i.e., the presence of sympodial stolons, which differ from true stolons by their clustered leaves and bibracteolate stem segments, and the pad of papillae on the lateral petals in place of the beard of trichomes some members of other lineages exhibit. Anatomically, the sympodial stolon consists of a potentially infinite chain of bibracteolate stem segments each ending in a leaf rosette, which in turn produces a new segment from the axil of its lowermost leaf. Adventitious roots are produced at the base of each rosette only. In *Fragaria* (Rosaceae), both sympodial and monopodial stolons can be found among closely related species (e.g., *F. viridis* vs. *F. vesca*, respectively), suggesting that the underlying genetics can be quite simple. 1838

1839

1840

1841

1842

1843

1844

1845

1846

1847

We follow the original delimitation of Becker [1]. At the time only one variable species was recognised, *Viola hederacea*, but c. 11 species are now recognised [184, 187]. Genome size data (2C DNA) indicate that sect. *Erpotion* forms a polyploid series based on $8x$, i.e., with *V. banksii* at the $8x$ level (two accessions with 1.26 and 1.27 pg), *V. fuscoviolacea* at the $16x$ level (2.57 pg), and *V. hederacea* at the $24x$ level (3.45 pg) (T.M., unpublished data, and [98]). Indeed, the occurrence of autogamous taxa with very small corollas, i.e., *V. cleistogamoides* and *V. fuscoviolacea*, agree with the observation of high ploidy in this 1848

1849

1850

1851

1852

1853

1854

section. A cultivar attributed to *V. banksii* is frequently grown as an ornamental, but appears to be a hybrid, based on having low pollen fertility [98].

The sister lineage of sect. *Erpetion* is the South American sect. *Chilenium* [28], from which it may have diverged c. 7.4 Ma ago [28]. This relationship is surprisingly from a morphological perspective, as the two taxa are rather dissimilar and lack obvious synapomorphies.

[2.7] *Viola* sect. *Himalayum*

Viola sect. *Himalayum* Marcussen, sect. nov. – Type: *Viola kunawurensis* Royle

Description. – Dwarf perennial herb. Axes not morphologically differentiated. Stems subterranean from deeply buried pleiocorm, appearing aboveground as proximal or tufted rosettes. Stipules adnate to $\frac{3}{4}$ of their length. Lamina subentire with 0–2 shallow crenulae, spatulate, gradually tapering in a long petiole. Corolla c. 10 mm, light violet with dark striations. Lateral petals beardless. Spur as long as tall, saccate, 1–1.5 mm, obtuse. Style clavate, not marginate. Cleistogamous flowers produced; cleistogamy seasonal. Allo-octoploid (CHAM+MELVIO). Secondary base chromosome number $x' = 10$ (needs confirmation). ITS sequence of MELVIO type.

Diagnostic characters. – Stipules adnate AND lamina spatulate and subentire AND spur as long as tall, 1–1.5 mm AND cleistogamous flowers produced.

Ploidy and accepted chromosome counts. – $8x$; $2n = 20?$

Age. – Crown node age not applicable (monotypic section), stem node age probably 17.8–19.3 Ma.

Included species. – 1. *Viola kunawurensis* Royle

Distribution. – High mountains surrounding the Tibetan Plateau: Tian Shan, Pamir, the Himalayas, Hengduan Shan, and Qilian Shan (Figure 17).

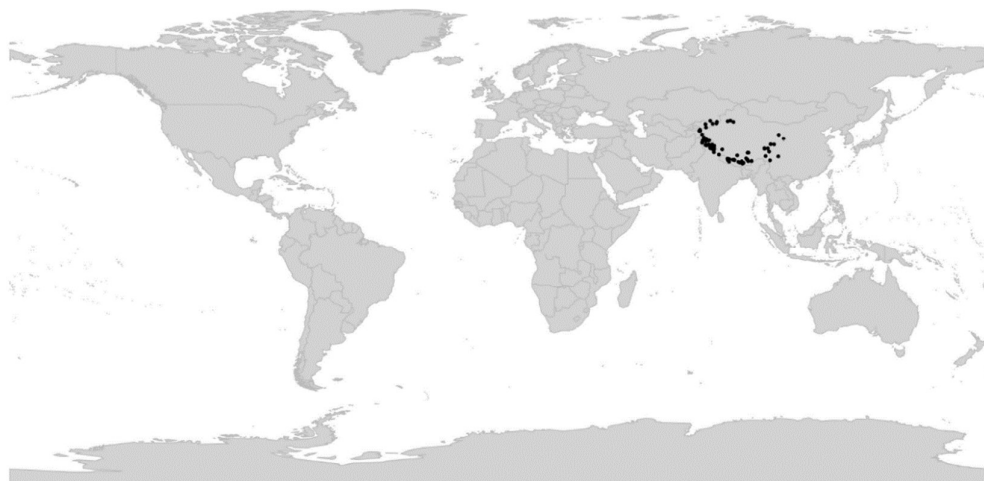


Figure 17. Global distribution of *Viola* sect. *Himalayum*.

Etymology. – The name *Himalayum* refers to the distribution in the Himalayas and adjacent mountain ranges.

Discussion. – Section *Himalayum* comprises a single species, *V. kunawurensis* (= *V. "kunawurensis"*, *V. thianschanica* Maxim.), occurring at high elevations (3,000–5,000 m) in the Central Asian high mountains surrounding the Tibetan plateau. *Viola kunawurensis* differs from similar species of sect. *Plagiostigma* subsect. *Patellares* in having a very short spur and frequently elongated internodes arising from the deep-buried pleiocorm, as well as in chromosome number, and from sect. *Spathulidium* in style shape and in producing cleistogamous flowers.

Mining *GPI* sequences from the sequence reads archive of the reference sequence genome of *V. kunawurensis* (as *V. "kunawurensis"*; NCBI accession PRJNA805692) strongly

indicates the presence of four homoeologs, confirming that sect. *Himalayum* is an independent CHAM+MELVIO allotetraploid lineage and further suggesting that the extant species is octoploid as a result of a secondary autopolyploidisation (Figure 5). The single chromosome count of $2n = 20$ [208] is doubtful as this number reflects $4x$ in sect. *Viola* and sect. *Delphiniopsis* and therefore seems at odds with the octoploid condition of *V. kunawurensis*.

Becker originally placed *Viola kunawurensis* in grex *Gmeliniana* [209], later in grex *Adnatae* [1]; see note under sect. *Plagiostigma* subsect. *Patellares*. Sun and coworkers placed *V. kunawurensis* in sect. *Viola* subsect. *Rostratae* based on the (allegedly) shared chromosome number $2n = 20$ [208] and numerical taxonomy of 58 traits [77].

[2.8] *Viola* sect. *Leptidium*

Viola sect. *Leptidium* Ging. in Mém. Soc. Phys. Genève 2(1): 28. 1823 = *Viola* subg. *Leptidium* (Ging.) Peterm., Deutschl. Fl.: 66. 1846 – Type: *Viola stipularis* Sw.

Description. – Subshrubs or perennial herbs. Axes not morphologically differentiated. Stems reclining to erect, sometimes branched (in *Viola scandens* and *V. stipularis* at least 1 m long). Stipules lanceolate to ovate, lacinate, partially sheathing the stem. Lamina linear-lanceolate to reniform, margin crenate, short- to long-petiolate. Corolla whitish to violet with a white throat (corolla entirely red in *V. arguta*). Spur short and saccate (spur thick and bulbous in *V. arguta*). Bottom pair of stamens with apical “u”-shaped connective appendage. Style filiform, straight undifferentiated, with a simple stigmatic opening. Cleistogamous flowers produced, sometimes subterranean in *V. arguta* and possibly other species; cleistogamy facultative. Allotetraploid. Inferred secondary base chromosome number [$x' = 13.5$].

Diagnostic characters. – Aerial stems AND lacinate sheathing stipules AND short saccate or thick bulbous spur AND “u”-shaped connective appendage on bottom pair of stamens AND filiform style.

Ploidy and accepted chromosome counts. – $4x$, $8x$; $2n = 54$ (*V. dombeyana*).

Age. – Crown node age 8.7 (3–16) Ma [28].

Included species. – 18. *Viola arguta* Humb. & Bonpl. ex Schult., *V. atroseminalis* H. E. Ballard, ined., *V. boliviana* Britton, *V. bridgesii* Britton, *V. cerasifolia* A. St.-Hil., *V. dombeyana* DC. ex Ging., *V. fuscifolia* W. Becker, *V. gracillima* A. St.-Hil., *V. lehmannii* W. Becker ex H. E. Ballard & P. Jørg., *V. mandonii* W. Becker, *V. saccata* Melch., *V. scandens* Humb. & Bonpl. ex Schult., *V. steinbachii* W. Becker, *V. stipularis* Sw., *V. subdimidiata* A. St.-Hil., *V. thymifolia* Britton, *V. uleana* W. Becker, *V. veronicifolia* Planch. & Linden

Distribution. – Southeastern Mexico to Bolivia; northwestern Venezuela; southeastern Brazil (Figure 18).

Discussion. – Section *Leptidium* is an allotetraploid ($4x$) lineage, derived from ancient hybridization and chromosome doubling of the common ancestor of subgenus *Viola* and the most recent common ancestor of sect. *Leptidium* and sect. *Tridens*; this allopolyploidisation may have happened c. 15 Ma ago [28]. A comprehensive phylogeny of sect. *Leptidium* has not been published. While *V. arguta* appears to be $4x$, further allopolyploidisation has occurred in *V. stipularis* ($8x$). The count of $n = 27$ in *V. dombeyana* (as *V. humboldtii* Tr. & Pl. [53]), presumably referring to the $8x$ level as well, is the only count for the section and needs confirmation.

This widely distributed Latin American lineage encompasses 17 species and possibly the mysterious *V. producta* W. Becker. *Viola scandens* and *V. stipularis* account for the Mesoamerican and Antillean portions of the range of the section, with four species in southeastern Brazil and 13 (14?) occupying middle and higher elevations of the northern and central Andean Mountains in South America. All species have petals glabrous within, and all share a peculiar synapomorphy of prolonged “u”-shaped anther connective appendages on the bottom pair of stamens, first documented in two Brazilian species by Freitas and Sazima [210]. The Mesoamerican and southeastern Brazilian lineages may have diverged 8.7 (3–16) Ma ago [28].

A transition from nectar to pollen flowers and “buzz” pollination has been suggested for the majority of the species within sect. *Leptidium*; the unique shape of the connective stamen appendages appears to be an adaptation to this [210].



Figure 18. Global distribution of *Viola* sect. *Leptidium*.

[2.9] *Viola* sect. *Melanium*

Viola sect. *Melanium* Ging. in Mém. Soc. Phys. Genève 2(1): 28. 1823 = *Viola* subgen. *Melanium* (Ging.) Peterm., Deutschl. Fl.: 65. 1846; (Ging.) Kupffer in Kusnezow et al., Fl. Caucas. Crit. 3(9): 221. 1909 (isonym) – Type: *Viola tricolor* L.

= *Mnemion* Spach, Hist. Nat. Vég. [Spach] 5: 510. 1836 – Lectotype (Nieuwland & Kaczmarek 1914 [211], page 210): *Viola tricolor* L.

= *Viola* sect. *Pogonostylos* Godron, Fl. Lorraine, ed. 2, 1: 90. 1857, nom. illeg. superfl. (Szhenzhen Code Art. 52.1; *Viola tricolor* L.)

= *Viola* sect. *Novercula* Kupffer in Kusnezow et al., Fl. Caucas. Crit. 3(9): 225. 1909, nom. illeg. superfl. (Szhenzhen Code Art. 52.1; *Viola tricolor* L.)

= *Jacea* Opiz in Bercht. & Opiz, Oekon.-Techn. Fl. Böhm. [Berchtold & al.] 2(2): 8. 1839, nom. illeg., non Mill., Gard. Dict. Abr., ed. 4: [not paginated]. 1754 (= *Centaurea*)

Description. – Annual to perennial herbs. Taproot preserved, in perennials often deeply buried and thickened. Axes not morphologically differentiated. All stems more or less aerial; in perennials proximal portion rhizome-like. Stipules usually foliaceous, pinnately or palmately lobed with leaflike segments. Lamina entire, crenulate or crenate, petiolate. Corolla small or large (bottom petal 2–34 mm), often varicoloured and/or variegated, nearly always with a yellow throat. Spur short or long and slender (0.9–16 mm). Calycine appendages short or long (0.5–5.3 mm). Style capitate, bearded. Cleistogamous flowers usually not produced; if produced, then cleistogamy seasonal (*V. rafinesquei*). Allotetraploid (CHAM+MELVIO). ITS sequence of MELVIO type. Aneuploid.

Diagnostic characters. – All stems more or less aerial AND stipules usually foliaceous AND corolla small to very large, nearly always with a yellow throat.

Ploidy and accepted chromosome counts. – 4x, 8x, 12x, 16x, 20x, >20x; 2n = 4, 8, 10, 12, 14, 16, 18, 20, 22, 24, 26, 28, 34, 36, 40, 48, 52, c.64, c.96, 120, c. 128.

Age. – Crown node age 12.5 (11.8–12.8) Ma [28].

Included species. – 110.

Distribution. – Western Eurasia; one species in eastern North America (Figure 19). Mainly in mountainous areas, with a centre of diversity in the mountains of the Balkans, Apennine Peninsula and Sicily, seven species in northwestern Africa (three of them endemic) and one species in eastern North America (*Viola rafinesquei*). A few species are

widespread in the lowlands, nearly all annuals or biennials (e.g., *V. arvensis*, *V. tricolor*, and *V. rafinesquei*).

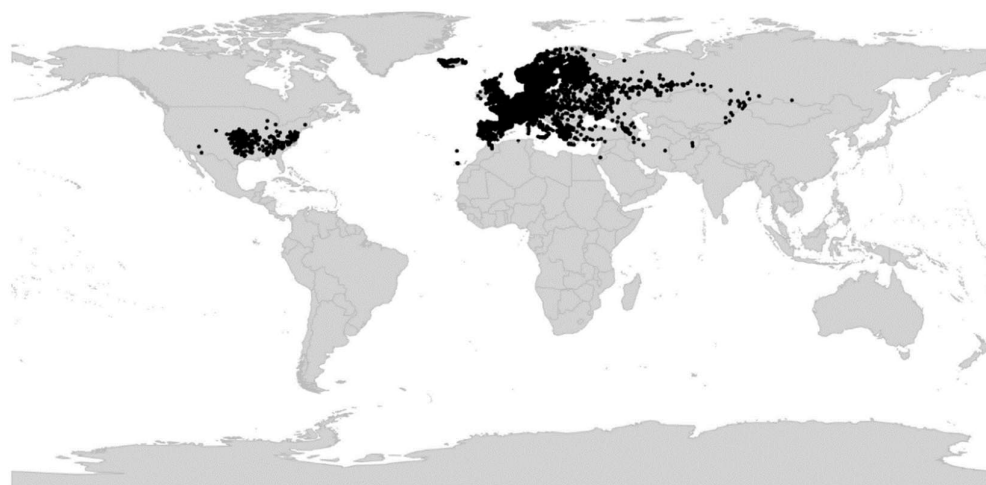


Figure 19. Global distribution of *Viola* sect. *Melanium*.

Discussion. – Section *Melanium* is phylogenetically an allotetraploid CHAM+MELVIO lineage having retained the MELVIO homoeolog for *ITS* (Figure 5). Morphologically the section is highly characteristic, primarily by the annual or perennial habit with undifferentiated stems, the often large and leaf-like, usually deeply divided stipules, the orbicular, ovate, lanceolate or linear, crenate (or entire) laminas, often also by pronounced heterophylly, the small to very large, often multicoloured, corolla with a yellow throat (cream throat in, e.g., *V. argenteria*, *V. cornuta*, and *V. orthoceras*), the unique capitate-bearded style, and the absence of cleistogamous flowers (present in *V. rafinesquei*). Section *Melanium* is morphologically distinct and has by numerous authors been ranked as subgenus or even genus (*Mnemion* Spach and *Jacea* Opiz non Mill.). However, molecular data place it firmly among the other north hemisphere allotetraploid lineages, albeit with very long branches, suggesting that its morphological differentiation is a result of rapid evolution rather than deep divergence. The subtending branch of *Melanium* is also long and its diversification did not start until 12–13 Ma ago, corresponding with the onset of a global climatic cooling trend from c. 14 Ma ago [31]. Subsection *Bracteolatae*, which comprises most of the species, started diversifying 9–10 Ma ago [28]. In line with a relatively recent origin, the detailed evolutionary relationships within sect. *Melanium* remain elusive when based on markers such as *ITS*, chloroplast loci, and ISSRs [94, 175]. The low-copy genes used by Marcussen et al. [28] revealed high ploidy levels for the three species sampled. These findings are corroborated also by the occurrence of numerous loci for ribosomal DNA in the section [212–214]. At present (2022), transcriptome data exist for *Viola tricolor* only [196].

Section *Melanium* is characterised by an extraordinarily high karyological diversity and plasticity which imply that ploidy can not be inferred from chromosome numbers alone. Here we estimate the ploidy of 12 taxa in sect. *Melanium* (Table 2) from the number of homoeologs of the low-copy nuclear gene *GPI* [28] and genome size estimated from flow-cytometry [176–179, 215] and for the Earth Biogenome Project (EBP [193]). These data in combination indicate that subsect. *Ebracteatae* is 4x (*V. dirimliensis*), subsect. *Cleistogamae* is 8x (*V. rafinesquei*), and that subsect. *Bracteolatae* comprises several ploidy levels, at least 8x (*V. kitaibeliana*, *V. beckiana*, *V. elegantula*, *V. cornuta*), 12x (*V. tricolor*), 16x (*V. arvensis*, *V. calcarata*), and 20x (*V. lutea*, *V. bubanii*). Given that the 1Cx-values within subsect. *Bracteolatae* are stable around 0.27–0.30 pg, changes in chromosome number in these taxa are due to chromosome fusions rather than to loss or deletions. Still, karyotype homology seems preserved at least in some allopolyploids containing the homologous ancestral 4x

genomes, because considerably good chromosome pairing during the meiosis and fertility occurs in some heteroploid hybrids (e.g., [37, 66, 216, 217]). Such chromosome fusions appear to occur throughout sect. *Melanium*, and are at the most extreme in subsect. *Ebracteatae*: in the presumably tetraploid *V. modesta* ($2n = 4$) the ancestral four monoploid genomes have probably fused to just four chromosomes. The highest widespread chromosome number is $2n = 52$ ($20x$), found in six species of subsect. *Bracteolatae*, while chromosome numbers above this value (e.g., $2n = 64, 96, 120$, and 128 , the last two in *V. bubanii*) may have been counted in hybrids or aberrant individuals and require confirmation. It seems futile to try estimating the base chromosome number x for sect. *Melanium*, knowing that the nascent *Melanium* allotetraploid likely started out with $n = 10$ to 12 chromosomes just like the other CHAM+MELVIO tetraploids, and knowing that reductions in chromosome number have occurred independently in different sublineages of this section. Not surprisingly, each attempt until now has produced a different x , i.e., $x = 5$ [175], $x = 6$ [56], $x = 7$ [175], $x = 10$ [56], and $x = 11$ [217].

Table 2. Inferred ploidy for 11 species of *Viola* sect. *Melanium* based on *GPI* homoeolog number [28] and estimated genome size as gigabases (Gb) and 1C. Genome size data were downloaded from the Plant DNA C-values Database [215] and Genomes on a Tree (GoaT; accessed 10 March 2022), which presents genome-relevant metadata for Eukaryotic taxa to be sequenced by the Earth Biogenome Project [193]. “-” indicates missing data.

Species	Inferred ploidy	$2n =$	<i>GPI</i> homoeologs	Genome size (Gb)	Genome size (1C, pg)	Subsect.
<i>V. dirimliensis</i>	4x	8	2	-	1.07 (herein)	<i>Ebracteatae</i>
<i>V. rafinesquei</i>	8x	34	4	-	-	<i>Cleistogamae</i>
<i>V. beckiana</i>	8x	20	-	1.32	1.35 [177]	<i>Bracteolatae</i>
<i>V. cornuta</i>	8x	22	-	1.25	1.18 [179]	<i>Bracteolatae</i>
<i>V. elegantula</i>	8x	20	-	1.32	1.35 [178]	<i>Bracteolatae</i>
<i>V. kitaibeliana</i>	8x	16	-	-	1.10 [176]	<i>Bracteolatae</i>
<i>V. tricolor</i>	12x	26	6 [196]	2.07	1.76 to 1.78 [176]	<i>Bracteolatae</i>
<i>V. arvensis</i>	16x	34	-	-	2.23 [176]	<i>Bracteolatae</i>
<i>V. calcarata</i>	16x	40	8	2.82	2.89 [179]	<i>Bracteolatae</i>
<i>V. lutea</i> subsp. <i>lutea</i>	20x	48	-	-	3.13 [179]	<i>Bracteolatae</i>
<i>V. lutea</i> subsp. <i>sudetica</i>	20x	48	-	-	2.75 [176]	<i>Bracteolatae</i>
<i>V. bubanii</i>	20x	52	-	3.32	3.39 [179]	<i>Bracteolatae</i>

Although a detailed revision of sect. *Melanium* must await comprehensive phylogenomic study of the lineage, the already available data from phylogeny [28, 94, 175], morphology, and genome size and pollen aperture number which reflects ploidy [144], yield sufficient resolution to delimit five sublineages within sect. *Melanium* (Table 3). These lineages form morphologically and biogeographically recognisable units but do not conform with previous classifications (e.g., [1, 21, 72, 120]). Below we formally introduce them as subsections, i.e., (1) subsect. *Bracteolatae*, (2) subsect. *Cleistogamae*, (3) subsect. *Dispares*, (4) subsect. *Ebracteatae*, and (5) subsect. *Pseudorupestres*. The vast majority of species belong in subsect. *Bracteolatae* and only a dozen in the other four subsections which may well be considered relictual and phylogenetically isolated.

Table 3. Taxonomic characters delimiting subsections within *Viola* sect. *Melanium*.

Character \ subsection	Subsect. <i>Pseudorupestres</i>	Subsect. <i>Ebracteatae</i>	Subsect. <i>Dispares</i>	Subsect. <i>Cleistogamae</i>	Subsect. <i>Bracteolatae</i>
Life history / durancy	perennial	annual	annual or perennial	annual to biennial	annual to perennial
Cleistogamous flowers	not produced	not produced	not produced	produced	not produced
Lamina of basal leaves	entire	entire or subcrenate	entire or crenate	crenate	entire or crenate
Colour of corolla throat	cream	bright yellow	bright yellow	bright yellow	bright yellow, rarely cream

Ploidy	probably 4x	4x, 8x, >8x	probably 4x, 8x	8x	8x, 12x, 16x, 20x
Bottom petal length, spur included (mm)	9.5–11.5	2–11.5	5–13	8–10	5.5–34
Spur length (mm)	2.3–2.5	0.9–3	1–3.5	1–1.5	1.8–16
Calycine appendage length (mm)	1.2–1.5	0.5–5.3	0.3–1	0.5–2	0.9–4.7
Pollen apertures	3	3 or heteromorphic 4	3 or 4	4	4 or 5 heteromorphic

Key to the subsections of sect. *Melanium*:

- 1a. Cleistogamous flowers produced. Annual or biennial. (eastern North America) 2061
..... **subject. *Cleistogamae*** (*V. rafinesquei*) 2062
- 1b. Cleistogamous flowers not produced. Annual to perennial. (Palaeartic, elsewhere alien) 2. 2063
..... 2064
..... 2065
- 2a. Corolla violet, with a cream-coloured throat. Stipules ovate-lanceolate, dentate. Bottom petal 9.5–10.5 mm. Low, high-Alpine perennial. (western Alps and Corsica) **subject. *Pseudorupestres*** (*V. argenteria*) 2066
..... 2067
..... 2068
- 2b. Corolla colour various, with a bright yellow throat (if throat cream or white and lateral petals directed horizontally or downwards: *V. cornuta* and *V. orthoceras*). Stipules variable, often foliaceous, rarely dentate. Bottom petal 2–34 mm. Annual or perennial. 3. 2069
..... 2070
..... 2071
..... 2072
..... 2073
- 3a. Annual. Basal leaves entire or indistinctly crenulate. Bottom petal 2–11.5 mm. Spur 0.9–3 mm. **subject. *Ebracteatae*** 2074
..... 2075
- 3b. Annual to perennial. Lamina crenate or entire, but if annual then lamina of basal leaves crenate. Bottom petal 5–34 mm. Spur 1–16 mm. 4. 2076
..... 2077
..... 2078
- 4a. Calycine appendages 0.3–1.0 mm long. Bottom petal 5–13 mm. Spur 1–3.5 mm. **subject. *Dispaes*** 2079
..... 2080
- 4b. Calycine appendages 0.9–4.7 mm long. Bottom petal 5.4–34 mm. Spur 1.8–16 mm. **subject. *Bracteolatae*** 2081
..... 2082
..... 2083

[2.9.1] *Viola* sect. *Melanium* subsect. *Bracteolatae*

- Viola* subsect. *Bracteolatae* Kupffer in Kusnezow et al., Fl. Caucas. Crit. 3(9): 228. 1909 2085
– Lectotype (designated here): *Viola tricolor* L. 2086
= *Viola* subsect. *Melanium* (Ging.) Vl. V. Nikitin in Bot. Zhurn. (Moscow & Leningrad) 2087
83(3): 135. 1998 – Type: *Viola tricolor* L. 2088
= *Viola* sect. *Pseudonovercula* Kupffer in Kusnezow et al., Fl. Caucas. Crit. 3: 222. 1909 2089
– Type: *Viola cornuta* L. 2090
- Description.* – Annual to perennial. Lamina of basal leaves entire or crenate, but if plants annual then lamina crenate. Calycine appendages 0.9–4.7 mm. Corolla with bright yellow, rarely pale yellow throat. Bottom petal (spur included) 5.5–34 mm. Spur 1.8–16 mm. Cleistogamous flowers not produced. Pollen apertures 4 or 5 heteromorphic. Ploidy 8x, 12x, 16x, 20x, >20x. 2091
..... 2092
..... 2093
..... 2094
..... 2095
- Diagnostic characters.* – See Table 3 and key. 2096
- Ploidy and accepted chromosome counts. – 8x, 12x, 16x, 20x, >20x; 2n = 16, 18, 20, 22, 24, 26, 28, 34, 36, 40, 48, 52, c. 64, c. 96, 120, c. 128. 2097
..... 2098
- Age.* – Crown node c. 4 Ma (Figure 5), probably an underestimate; stem node age 9.8 (9.1–10.0) Ma [28]. 2099
..... 2100
- Included species.* – 96 (in addition the two ornamental hybrids *Viola ×williamsii* Wittr. and *V. ×wittrockiana* Gams). *Viola acrocerauniensis* Erben, *V. aethnensis* (Ging.) Strobl, *V. aetolica* Boiss. & Heldr., *V. albanica* Halácsy, *V. allchariensis* Beck, *V. alpina* Jacq., *V. altaica* 2101
..... 2102
..... 2103

Ker Gawl., *V. arsenica* Beck, *V. arvensis* Murray, *V. atois* W. Becker, *V. babunensis* Erben, *V. beckiana* Fiala ex Beck, *V. bertolonii* Pio, *V. bornmuelleri* Erben, *V. brachyphylla* W. Becker, *V. bubanii* Timb.-Lagr., *V. calcarata* L., *V. cenisia* L., *V. cephalonica* Bornm., *V. cheiranthifolia* Bonpl., *V. comollia* Massara, *V. cornuta* L., *V. corsica* Nyman, *V. crassifolia* Fenzl, *V. crassiuscula* Bory, *V. cryana* Gillot, *V. culminis* F. Fen. & Moraldo, *V. dacica* Borbás, *V. declinata* Waldst. & Kit., *V. dichroa* Boiss., *V. diversifolia* (Ging.) W. Becker, *V. doerfleri* Degen, *V. dubyana* Burnat ex Gremlí, *V. dukadjinica* W. Becker & Koganin, *V. elegantula* Schott, *V. epirota* (Halácsy) Raus, *V. etrusca* Erben, *V. euboea* Halácsy, *V. eugeniae* Parl., *V. eximia* Formánek, *V. fragrans* Sieber, *V. frondosa* (Velen.) Velen., *V. ganiatsasii* Erben, *V. gostivariensis* Bornm., *V. gracilis* Sm., *V. graeca* (W. Becker) Halácsy, *V. grisebachiana* Vis., *V. guaxarensis* M. Marrero, Docoito Díaz & Martín Esquivel, *V. heldreichiana* Boiss., *V. henriquesii* (Willk. ex Cout.) W. Becker, *V. herzogii* (W. Becker) Bornm., *V. hispida* Lam., *V. hymettia* Boiss. & Heldr., *V. ivonis* Erben, *V. kitaibeliana* Schult., *V. kopaonikensis* Pancic ex Tomović & Niketić, *V. langeana* Valentine, *V. lutea* Huds., *V. magellensis* Porta & Rigo ex Strobl, *V. merxmuelleri* Erben, *V. minuta* M. Bieb., *V. montcaunica* Pau, *V. munbyana* Boiss. & Reut., *V. nana* (DC. ex Ging.) Le Jol., *V. nebrodensis* C.Presl, *V. odontocalycina* Boiss., *V. orbatica* Pancic, *V. oreades* M. Bieb., *V. orphanidis* Boiss., *V. orthoceras* Ledeb., *V. palmensis* (Webb & Berthel.) Sauer, *V. paradoxa* Lowe, *V. parnonia* Kit Tan, Sfikas & Vold, *V. perinensis* W. Becker, *V. phitosiana* Erben, *V. pseudaeolica* Tomović, Melovski & Niketić, *V. pseudogracilis* (A. Terracc.) Strobl ex Degen & Dörfl., *V. pseudograeca* Erben, *V. rausii* Erben, *V. rhodopeia* W. Becker, *V. roccabrunensis* Espeut, *V. samothracica* (Degen) Raus, *V. schariensis* Erben, *V. serresiana* Erben, *V. sfikasiana* Erben, *V. slavikii* Formánek, *V. stojanowii* W. Becker, *V. striis-notata* (J. Wagner) Merxm. & W. Lippert, *V. subatlantica* (Maire) Ibn Tattou, *V. tineorum* Erben & Raimondo, *V. tricolor* L., *V. ucriana* Erben & Raimondo, *V. valderia* All., *V. velutina* Form., *V. voliotisii* Erben, *V. vourinensis* Erben

Distribution. – Western Eurasia.

Discussion. – Sect. *Melanium* subsect. *Bracteolatae* comprises the vast majority of the species in the section and is difficult to describe (Table 3). The lineage is phylogenetically characterised by being at least 8-ploid (Table 2), karyologically by a variety of chromosome numbers, and morphologically by the sometimes very large corollas with bottom petal up to 32 mm long, and usually heteromorphic mostly 4-colporate, rarely 5-colporate pollen [144]. The diversification in subsect. *Bracteolatae* is evidently recent and may at least partly have been driven by geographic isolation in combination with homoploid and heteroploid hybrid speciation [216], as indicated from chromosome counts, crossing experiments [216], genome size variation (Table 2), and subcloning of nuclear genes and ribotypes [28, 212, 214]. Not surprisingly, the two phylogenies of sect. *Melanium* [94, 175], both using ITS, showed little variation among species. The evolutionary relationships within subsect. *Bracteolatae* are poorly understood. However, our preliminary interpretation based on all available lines of evidence is that the subsection comprises at least 3–4 independent homoeologous genome lineages that occur in different variants, numbers and combinations among the different species. In some cases the shared subgenomes are similar enough to allow for gene flow among different species despite differences in ploidy, such as between *V. tricolor* ($2n = 26; 12x$) and *V. arvensis* ($2n = 34; 16x$), whereas in other species pairs the subgenomes are too dissimilar to allow for gene flow or even hybrid formation, such as between *V. tricolor* and *V. cornuta* ($2n = 22; 8x$) [216]. The available morphological, genetical [216] and molecular evidence from ITS [94] and 5S-IGS [214] suggest that, for instance, *V. heldreichiana*, *V. kitaibeliana*, *V. hymettia* (all $2n = 16; 8x$), *V. tricolor* ($12x$) and *V. arvensis* ($16x$) form a polyploid series. Also the species with $2n = 20$ ($8x$) and $2n = 40$ ($16x$) of the Alps, Dinarids, Apennines and Sicily, traditionally referred to as the *V. calcarata* group [94], are probably closely related. The Pyrenean *V. cornuta* and the Caucasian *V. orthoceras* (both with several shared, rather unique character states; $2n = 22$) are probably geographic isolates. *Viola tricolor* and *V. arvensis* are cosmopolitan weeds. *Viola ×williamsii* and *V. ×wittrockiana* are grown as ornamentals.

	2158
[2.9.2] <i>Viola</i> sect. <i>Melanium</i> subsect. <i>Cleistogamae</i>	2159
<i>Viola</i> subsect. <i>Cleistogamae</i> Marcussen & Danihelka, subsect. nov. – Type: <i>Viola rafinesquei</i> Greene (= <i>V. bicolor</i> Pursh non Hoffm.)	2160
<i>Description.</i> – Annual to biennial. Lamina of basal leaves crenate. Calycine appendages 0.5–2 mm. Corolla with bright yellow throat. Bottom petal (spur included) 8–10 mm. Spur 1–1.5 mm. Cleistogamous flowers produced. Pollen apertures 4. Ploidy 8x. Chromosome number $n = 17$.	2161
<i>Diagnostic characters.</i> – Cleistogamous flowers produced.	2162
<i>Ploidy and accepted chromosome counts.</i> – 8x; $2n = 34$.	2163
<i>Age.</i> – Crown node age not applicable (monotypic subsection), stem node age 9.8 (9.1–10.0) Ma [28].	2164
<i>Included species.</i> – 1. <i>Viola rafinesquei</i> Greene	2165
<i>Distribution.</i> – Eastern North America.	2166
<i>Etymology.</i> – The name <i>Cleistogamae</i> refers to the occurrence of seasonal cleistogamy in the type species.	2167
<i>Distribution.</i> – Section <i>Melanium</i> subsect. <i>Cleistogamae</i> comprises <i>Viola rafinesquei</i> (= <i>V. bicolor</i> Pursh non Hoffm.) only, which differs from all other pansies in two key respects: it has seasonal cleistogamy, i.e., produces chasmogamous flowers in spring (after vernalisation) and cleistogamous ones later in summer, and its native range is in eastern North America while all the other <i>Melanium</i> species have their native ranges in the western Palearctic. Cleistogamy in <i>V. rafinesquei</i> involves reduction of the four lower anthers, unlike in other <i>Viola</i> where the three upper anthers are reduced [218], suggesting cleistogamy in these lineages is not entirely homologous. <i>Viola rafinesquei</i> has the chromosome number $2n = 34$ and 4-colporate pollen, and is an octoploid [28]. For an account of the nomenclature of <i>V. rafinesquei</i> , see Shinnars [219], and for general taxonomy, see Clausen et al. [218].	2172
The subsections <i>Cleistogamae</i> and <i>Bracteolatae</i> appear to be monophyletic at the octoploid level and may have split 9–10 Ma ago [28]. The two are, however, genetically distant and cannot be crossed successfully [218].	2173
	2174
	2175
	2176
	2177
	2178
	2179
	2180
	2181
	2182
	2183
	2184
	2185
	2186
	2187
	2188
	2189
[2.9.3] <i>Viola</i> sect. <i>Melanium</i> subsect. <i>Dispares</i>	2190
<i>Viola</i> subsect. <i>Dispares</i> Marcussen & Danihelka, subsect. nov. – Type: <i>Viola dyris</i> Maire	2191
<i>Description.</i> – Ephemeral annual or dwarf perennial. Lamina of basal leaves entire or crenate. Calycine appendages 0.3–1 mm. Corolla with bright yellow throat. Bottom petal (spur included) 5–13 mm. Spur 1–3.5 mm. Cleistogamous flowers not produced. Pollen apertures 3 or 4. Ploidy probably 4x, 8x.	2192
<i>Diagnostic characters.</i> – See Table 3 and key.	2193
<i>Ploidy and accepted chromosome counts.</i> – Probably 4x, 8x; $2n = 12$ (<i>Viola poetica</i>), 20, 22 (<i>V. dyris</i>), 24 (<i>V. demetria</i>).	2194
<i>Age.</i> – Crown node c. 2.5 Ma (Figure 5), stem node age probably 11.8–12.8 Ma [28].	2195
<i>Included species.</i> – 3. <i>Viola demetria</i> Prolongo ex Boiss., <i>V. dyris</i> Maire, <i>V. poetica</i> Boiss. & Spruner	2196
<i>Distribution.</i> – Disjunctly distributed in the Mediterranean area of southern Europe and northern Africa: <i>Viola dyris</i> in Morocco (High Atlas), <i>V. demetria</i> in southernmost Spain (Andalusia), and <i>V. poetica</i> in central Greece (Parnassos).	2197
<i>Etymology.</i> – The name <i>Dispares</i> refers to the strikingly different general habits and life histories, and few apomorphic characters for this subsection.	2200
<i>Discussion.</i> – Section <i>Melanium</i> subsect. <i>Dispares</i> is the third and last lineage nested within the basal polytomy of sect. <i>Melanium</i> (Figure 5). We infer that the subsection comprises three species, <i>V. demetria</i> , <i>V. dyris</i> , and <i>V. poetica</i> . The last species has not been investigated phylogenetically, but monophyly is strongly supported for the other two species using both ITS and chloroplast sequence data [94]. The very short calycine appendages (<1 mm) are an apomorphy for the subsection. Furthermore, all three species	2201
	2202
	2203
	2204
	2205
	2206
	2207
	2208
	2209
	2210
	2211

have stipules with the main segment resembling the lamina (crenulate in *V. demetria* with 2212
0–3 narrow basal segments [i.e., palmate], entire and undivided in the other two) and 2213
small corollas (c. 5 mm in *V. dyris*, up to 13 mm in the other two). In both *V. demetria* and 2214
V. poetica the spur is intensively violet, and thicker and almost saccate in *V. demetria*. In 2215
other respects the three species are morphologically disparate, which probably reflects 2216
their adaptations to different extreme environments, i.e., to high-Alpine habitats in the 2217
perennials *V. dyris* (scree) and *V. poetica* (rock crevices and screes) as opposed to summer- 2218
dry habitats with a short growing season in the ephemeral annual *V. demetria*. The three 2219
species are also highly disjunct. *Viola poetica* ($2n = 12$) has 3-colporate pollen and is proba- 2220
bly $4x$, while *V. dyris* ($2n = 20, 22$) and *V. demetria* ($2n = 24$) both have 4-colporate pollen 2221
[144] and are probably $8x$. The chromosome numbers $2n = 12$ (*V. poetica*) and $2n = 24$ (*V.* 2222
demetria) form a polyploid series; the former is unique and the latter extremely rare among 2223
pansies [65, 66]. The divergence of *V. demetria* and *V. dyris* may have been relatively recent, 2224
only c. 2.7 Ma (Figure 2.). 2225

[2.9.4] *Viola* sect. *Melanium* subsect. *Ebracteatae* 2227

Viola subsect. *Ebracteatae* Kupffer in Kusnezow et al., Fl. Caucas. Crit. 3: 225. 1909 ≡ 2228
Viola ser. *Ebracteatae* (Kupffer) Vl. V. Nikitin in Bot. Zhurn. (Moscow & Leningrad) 83(3): 2229
135. 1998 – Lectotype (Nikitin 1998 [72], page 135): *Viola modesta* Fenzl 2230

Description. – Ephemeral annuals. Lamina of basal leaves entire or subcrenate. Caly- 2231
cine appendages 0.5–5.3 mm. Corolla with bright yellow throat. Bottom petal (spur in- 2232
cluded) 2–11.5 mm. Spur 0.9–3 mm. Cleistogamous flowers not produced. Pollen aper- 2233
tures 3 or heteromorphic 4. Ploidy $4x, 8x, >8x$. 2234

Diagnostic characters. – Annuals AND lamina of basal leaves entire or subcrenate. 2235

Ploidy and accepted chromosome counts. – $4x, 8x, >8x; 2n = 4, 8, 10, 20, 36$. 2236

Age. – Crown node c. 8.5 Ma (Figure 5), stem node age 12.5 (11.8–12.8) Ma [28]. 2237

Included species. – 9. *Viola denizliensis* O. D. Düsen, Göktürk, U. Sarpkaya & B. Gürcan, 2238
V. dirimliensis Blaxland, *V. ermenekensis* Yild. & Dinç, *V. mercurii* Orph. ex Halácsy, *V. mod-* 2239
esta Fenzl, *V. occulta* Lehm., *V. parvula* Tineo, *V. pentadactyla* Fenzl, *V. rauliniana* Erben 2240

Distribution. – Western Eurasia. Diversity centre in the eastern Mediterranean area. 2241

Discussion. – Section *Melanium* subsect. *Ebracteatae* is the second lineage nested within 2242
the basal polytomy of sect. *Melanium* (Figure 5). This lineage is characterised phylogenet- 2243
ically by being partly tetraploid [28], karyologically by having very low chromosome 2244
numbers ($2n = 4, 8, 10$; polyploid $2n = 20, 36$), and morphologically by being small-flow- 2245
ered ephemeral annuals (bottom petal 2–11.5 mm) with entire or subcrenate basal leaves. 2246
In most species the appendages of the two lower sepals are conspicuously longer than 2247
those of the other sepals (not in *V. denizliensis* and *V. dirimliensis*). The tetraploids have 2248
small, monomorphic 3-colporate pollen [144]. 2249

[2.9.5] *Viola* sect. *Melanium* subsect. *Pseudorupestres* 2251

Viola subsect. *Pseudorupestres* (W. Becker) Marcussen & Danihelka, comb. et stat. nov. 2252
– Basionym: *Viola* [sect. *Melanium*; unranked] “ γ ” *Pseudorupestres* W. Becker in Nat. Pflanz- 2253
enfam., ed. 2 [Engler & Prantl], 21: 372. 1925 (“*Pseudo-rupestres*”). – Type: *Viola nummu-* 2254
lariifolia All. non Vill. (≡ *V. argenteria* Moraldo & Forneris) 2255

Description. – Dwarf perennial. Stipules dentate, not foliaceous. Lamina of basal 2256
leaves entire. Calycine appendages 1.2–1.5 mm. Corolla violet with cream throat. Bottom 2257
petal (spur included) 9.5–11.5 mm. Spur 2.3–2.5 mm. Cleistogamous flowers not pro- 2258
duced. Pollen apertures 3. Ploidy probably $4x$. Chromosome number $n = 7$. 2259

Diagnostic characters. – Dwarf perennial AND stipules dentate, not foliaceous AND 2260
corolla violet with cream throat. 2261

Ploidy and accepted chromosome counts. – Probably $4x; 2n = 14$. 2262

Age. – Crown node age not applicable (monotypic subsection), stem node age c. 7.2 2263
Ma (Figure 5). 2264

Included species. – 1. *Viola argenteria* Moraldo & Forneris 2265

Distribution. – Southern Europe: Maritime Alps and Corsica. 2266

Discussion. – Section *Melanium* subsect. *Pseudorupestres* comprises a single species, *Viola argenteria* (\equiv *V. nummularifolia* All. non Vill.). Chloroplast and ITS data place it in (or as sister to) the basal polytomy within sect. *Melanium* [94] (Figure 2), and in a PCO of genomic ISSR data the species ends up ‘close’ to the outgroup [175]. Also other attributes seem to suggest an isolated phylogenetic position. The low chromosome number of $2n = 14$ and the 3-colporate pollen [144] indicate low ploidy level, presumably $4x$, the ancestral condition in sect. *Melanium* [28]. Morphologically, *V. argenteria* has a suite of character states that might be interpreted as plesiomorphic, e.g., perenniality, the flower having a cream throat (not bright yellow as in most other pansies) and simple, entire to dentate stipules, reminiscent of *V. rupestris* (sect. *Viola*), and not large and foliaceous as in many other pansies. *Viola argenteria* has a relictual distribution at high elevations (1800–2900 m) on crystalline rocks in the Maritime Alps and in Corsica [220]. 2267–2279

[2.10] *Viola* sect. *Melvio* 2280

Viola sect. *Melvio* Marcussen, sect. nov. – Type: *Viola decumbens* L. f. 2281

Description. – Perennial subshrubs. Axes not morphologically differentiated. All stems aerial. Stipules somewhat adnate, green, linear, with 1–2 basal teeth. Lamina entire, linear, subapiculate and somewhat succulent. Bracteoles persistent, 1–3 mm. Corolla violet with a white throat. Spur slender, yellow or orange. Style dorsiventrally flattened and tapering towards the tip, in lateral view filiform and sigmoid. Cleistogamous flowers not produced. Allopolyploid (MELVIO). 2282–2287

Diagnostic characters. – Style dorsiventrally flattened and tapering towards the tip, in lateral view filiform and sigmoid. Allopolyploid (MELVIO). 2288–2289

Ploidy and accepted chromosome counts. – Allopolyploid, possibly $6x$; chromosome number unknown. 2290–2291

Age. – Crown node age not applicable (monotypic section), stem node age 20.5–22.6 Ma [28]. 2292–2293

Included species. – 1. *Viola decumbens* L. f. 2294

Distribution. – South Africa: Cape region (Figure 20). 2295

Etymology. – Section *Melvio* is named after the lineage to which it belongs, the diploid MELVIO lineage, for which *Viola decumbens* is the only extant species. The name was originally applied by T.M. [88] to delimit a clade in the ITS phylogeny of Ballard et al. [2] which comprised sect. *Melanium* (“MEL”) and sect. *Viola* (“VIO”) only, as a result of ITS homoeolog loss and limited sampling. 2296–2300

Discussion. – Section *Melvio* comprises a single species, *Viola decumbens* (Figure 3), a shrublet with an isolated distribution in the fynbos of the southern Cape of South Africa [221]. It is the sole member of the otherwise extinct Eurasian MELVIO clade and sister to the taxa involved in the dozen of allopolyploidisations that occurred in Eurasia 15–19 Ma ago. *Viola decumbens* may have been isolated in South Africa since Early Miocene, 20–25 Ma ago [28]. *Viola decumbens* is allopolyploid, possibly paleohexaploid, based on gene copy number for two nuclear genes [28]. The species was previously included in sect. *Xylinosium* [1, 28], to which it is superficially similar in shrubby habit. It differs, however, from sect. *Xylinosium* in several key traits. These include the style, which in *V. decumbens* is characteristically dorsiventrally flattened and tapering towards the tip, in lateral view filiform and sigmoid, vs. clavate in sect. *Xylinosium*; the leaves which in *V. decumbens* are entire, linear, subapiculate and somewhat succulent vs. lanceolate and usually crenate in sect. *Xylinosium*; the bracteoles which are 3–5 mm and persistent in *V. decumbens* vs. 1–2 mm or caducous in sect. *Xylinosium*; and the indument of stems and leaves, minutely papillate in *V. decumbens* and distinctly longer in sect. *Xylinosium* (sometimes glabrous or ciliate). The inclusion of *V. decumbens* in sect. *Xylinosium* by Marcussen et al. [28] was a mistake relating to a chloroplast sequence of *V. arborescens* (sect. *Xylinosium*) that had been erroneously assigned to *V. decumbens* (*trnL-trnF*; KJ138159). Indeed, another chloroplast 2301–2318

sequence (*rbcL*; AM235165) places this species in agreement with the nuclear homoeologs, of which none are shared between these two taxa.



Figure 20. Global distribution of *Viola* sect. *Melvio*.

[2.11] *Viola* sect. *Nematocaulon*

Viola sect. *Nematocaulon* Marcussen, Nicola, J. M. Watson, A. R. Flores, H. E. Ballard, sect. nov. – Type: *Viola filicaulis* Hook. f.

Description. – Perennial herbs. Axes not morphologically differentiated: all stems creeping, branched and remotely noded. Stipules ovate, free, remotely long-fimbriated. Lamina reniform to ovate, few-crenate, long-petiolate. Corolla small, white with violet striations, with a golden yellow throat. Spur short, yellow. Style filiform, terminated in a quadrangular stigmatic opening. Cleistogamous flowers produced; cleistogamy facultative. Chromosome number $n = 36$.

Diagnostic characters. – Corolla with a yellow throat AND style filiform.

Ploidy and accepted chromosome counts. – Ploidy unknown; $2n = 72$.

Age. – Unknown.

Distribution. – New Zealand (Figure 21).

Included species. – 1. *Viola filicaulis* Hook. f.

Etymology. – The name *Nematocaulon* is a Greek translation of the species epithet of the type species, *Viola filicaulis*, which refers to the creeping stems of that species.

Discussion. – *Viola filicaulis* is distinct from all other groups and species of violets, as noted already by Hooker [222] in the protologue. Becker [1] noted in the introduction to his treatment of *Viola* that *V. filicaulis* was sufficiently distinct to be placed in a section of its own, although he did not erect one. DNA samples of *V. filicaulis* have not been available for phylogenetic analysis. However, its morphological affinities are clearly with the other southern hemisphere sections of subg. *Viola*. In having a filiform style it is most similar to the species of sect. *Tridens*, sect. *Erpetion*, and sect. *Leptidium*. In the violet-striate pigmentation and shape of the corolla it approaches sect. *Tridens* (which, however, lacks the yellow throat) and in expressing facultative cleistogamy it is similar to sect. *Chilenium* and sect. *Leptidium*. The high chromosome number of *V. filicaulis* ($2n = 72$ [223]) also agrees with polyploidy in all of these sections. At the same time, style shape, stem not differentiated in a rhizome and lateral stems, and facultative cleistogamy effectively exclude an affinity of *V. filicaulis* to the morphologically superficially similar sections in the northern hemisphere (i.e., *Chamaemelianum*, *Nosphinium*, *Plagiostigma*, and *Viola*).

Viola filicaulis produces cleistogamous flowers in abundance, both seasonally (during summer) and facultatively under unfavourable conditions. These are, however, more

morphologically variable and appear less specialised (petals reduced but not absent, number of fertile stamens variable) than in the sympatric *V. cunninghamii* which belongs in sect. *Plagiostigma* subsect. *Bilobatae* and which has a north-temperate origin [26, 224].

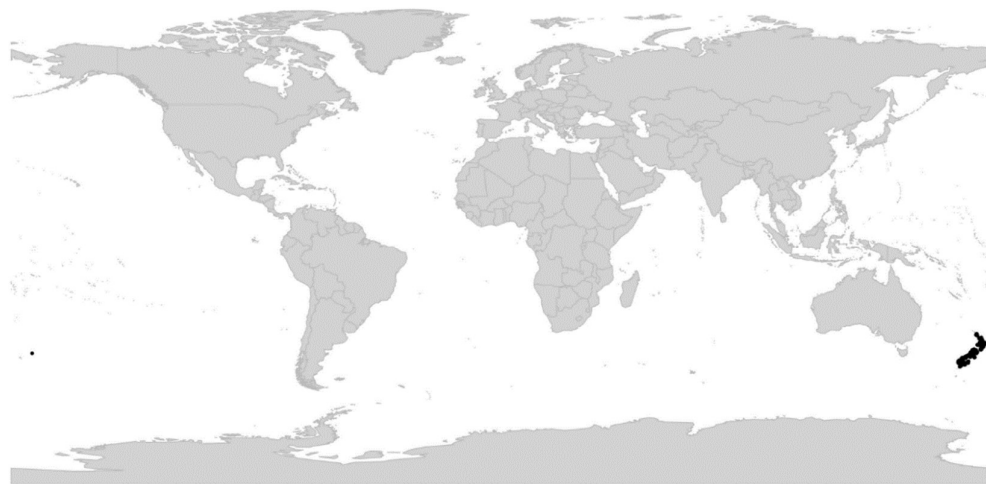


Figure 21. Global distribution of *Viola* sect. *Nematocaulon*.

[2.12] *Viola* sect. *Nosphinium*

Viola sect. *Nosphinium* W. Becker in Engler, Nat. Pflanzenfam., ed. 2 [Engler & Prantl], 21: 374. 1925 = *Viola* subg. *Nosphinium* (W. Becker) Espeut in Botanica Pacifica 9(1): 34. 2020. – Lectotype (Espeut 2020 [61], page 34): *Viola chamissoniana* Ging.

Description. – Perennial herbs (subshrubs or treelets in most species of subsect. *Nosphinium*). Axes in some species morphologically differentiated into a perennating stem and annual aerial stems (subsect. *Langsdorffianae*, modified in subsect. *Nosphinium*) or stolons (some species of subsect. *Mexicanae*). Perennating stem usually a rhizome, deep or shallow, vertical or horizontal, terminating in an apical rosette. Stipules membranous or partially herbaceous, free (basally or strongly adnate in a few species of subsect. *Mexicanae*), glandular-fimbriate to glandular-laciniate. Lamina various, long-petiolate. Corolla violet (white in a few species of subsect. *Mexicanae* and subsect. *Nosphinium*), throat white. Calycine appendages short and rounded or elongate, quadrate and often dentate, often elongated somewhat in cleistogamous fruit. Petals large, lateral petals glabrous or sparsely to densely bearded within (spurred petal bearded in some species of subsect. *Borealiamericanae*). Spur thick, as long as tall (sometimes nearly twice as long as tall in *V. langsdorffii*). Style cylindrical with slight subapical swelling (subsect. *Langsdorffianae*), or clavate with apex flanked by a dorsolateral sharp edge or protruding thickened apically oriented or spreading rim, stigma on a pronounced rostellum. Cleistogamous flowers produced, mostly seasonal (cleistogamy absent in subsect. *Pedatae* and in most species of subsect. *Nosphinium*). Allodecaploid with one 2x genome from sect. *Chamaemelanium*, one or more 4x genomes from sect. *Plagiostigma*, and one 4x genome from sect. *Viola*. ITS sequence of MELVIO (sect. *Viola*) type. Inferred secondary base chromosome number [$x' = 28$].

Diagnostic characters. – Rosulate habit (rarely stoloniferous or with aerial stems) AND rhizome thick AND stipules free (rarely adnate) AND corolla violet (rarely white) AND petals large AND spur thick and short AND style clavate with dorsolateral edge or thickened rim and pronounced rostellum (rarely with merely a weak dorsolateral swelling) AND allodecaploid with one 2x genome from sect. *Chamaemelanium*, one or more 4x genomes from sect. *Plagiostigma*, and one 4x genome from sect. *Viola*.

Ploidy and accepted chromosome counts. – 10x, 14x, 18x, >18x; 2n = c. 44, 54, c. 76, 80, c. 85, c. 86, c. 96, 102, 120.

Age. – Crown node 8.4 (7.5–8.8) Ma [28].

Included species. – 61. 2395

Distribution. – North America, Hawaiian Islands, Mexico and Central America, a few 2396
species in northern South America, one species in northeastern Asia (Figure 22). 2397

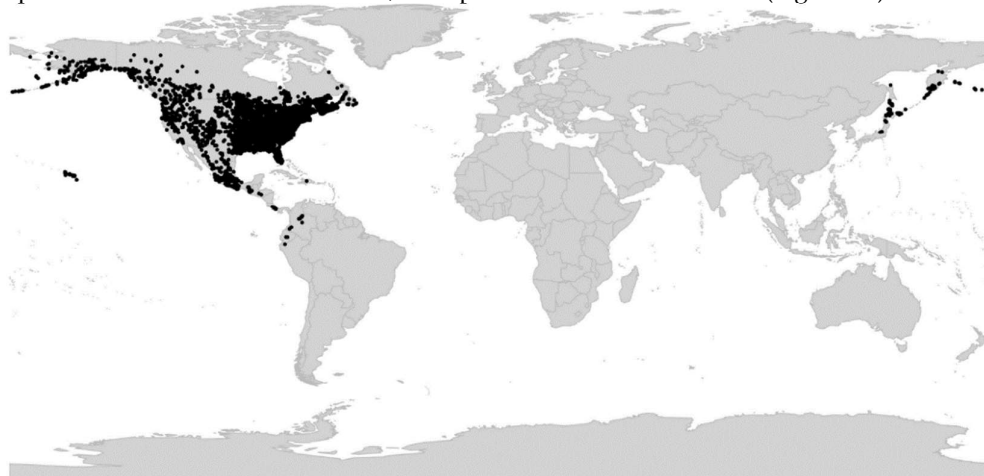


Figure 22. Global distribution of *Viola* sect. *Nosphinium*. 2398

Discussion. – Sect. *Nosphinium* is a young and nearly exclusively North American radiation. The lineage is allodecaploid and derived from successive hybridisation between North American members of sect. *Chamaemelanium* grex *Nudicaules* (2x), sect. *Plagiostigma* subsect. *Stolonosae* (4x), and sect. *Viola* (4x) (Figure 23); it has retained the ITS homoeolog of the sect. *Viola* parent (Figure 5) and the chloroplast of the sect. *Plagiostigma* parent [2, 45, 81]. Section *Nosphinium* comprises five of Becker's [1] infrageneric taxa, i.e., sect. *Nosphinium* in the strict sense (the Hawaiian violets sensu Becker) and sect. *Nomimium* grexes *Borealiamericanae*, *Pedatae*, *Mexicanae*, and *Langsdorffianae* (excluding *V. moupinensis*). These five taxa, in addition to *V. clauseniana*, represent different lineages that we recognise at the subsection level. Section *Nosphinium* consists of two principal lineages, a western, Pacific lineage and an eastern lineage. The western lineage gave rise to subsects. *Nosphinium* and *Langsdorffianae* by independent allopolyploidisations with various sect. *Plagiostigma* taxa, bringing the ploidy of these lineages to 14x and 18x, respectively (Figure 23). The eastern lineage gave rise to subsects. *Borealiamericanae*, *Clausenianae*, and *Pedatae* without change in ploidy (10x) and subsect. *Mexicanae* (14x) by yet another allopolyploidisation with another sect. *Plagiostigma* taxon (Figure 23). 2400
2401
2402
2403
2404
2405
2406
2407
2408
2409
2410
2411
2412
2413
2414
2415

Morphologically, the members of sect. *Nosphinium* are a "compromise" among the three parental sections, except for their larger stature which probably reflects higher ploidy. The predominantly violet corolla is shared with sect. *Viola* and the short spur with the other two parents. The style shape is intermediate between sects. *Plagiostigma* and *Viola*. The ability of forming lobed or dissected leaves is shared with sect. *Chamaelanium*. The lanceolate sepals are more similar to sects. *Plagiostigma* and *Viola* than to sect. *Chamaemelanium* which generally has narrow-lanceolate sepals. 2416
2417
2418
2419
2420
2421
2422

Apart from the unique decaploidisation that gave rise to sect. *Nosphinium*, the section is difficult to characterise with unique morphological synapomorphies, given that some lineages were produced by secondary allopolyploidisations involving ancestors of diverse subsections in sect. *Plagiostigma*. It is much easier to distinguish the subsections recognised here. Generally, the section is distinguished by a rather thick rhizome, typically large stature, near absence of stolons (present only in some *Mexicanae*), and a short thick spur. Caulescent subsections *Langsdorffianae* and *Nosphinium* (woody except *V. kauaensis*) have broad semi-sheathing stipules and a broadly rounded or convex style apex bent into a slender or thick rostellum but lacking a distinct thickened dorsolateral rim; acaulescent subsections *Clausenianae* and *Pedatae* have partially to almost completely adnate stipules, the former with a style strongly protruded and conspicuously thickened dorsally and a 2423
2424
2425
2426
2427
2428
2429
2430
2431
2432
2433

short strongly incurved ventral rostellum, the latter with a style lacking dorsal elongation and merely with a thin dorsolateral margin surrounding a concavity which hides the ventral stigmatic orifice. Subsection *Borealiamericanae* lacks stolons, has lateral petals always densely bearded and bottom petal bearded in some species, and a style with a well developed spreading conspicuously thickened dorsolateral rim, while subsection *Mexicanae* often produces stolons, has lateral petals beardless or sparsely bearded, bottom petal beardless, and a style with a weak dorsolateral rim oriented forward.

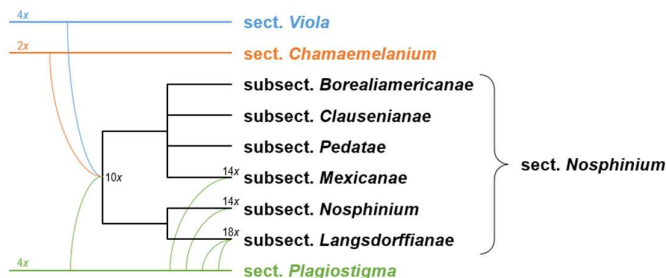


Figure 23. Reticulate allopolyploid phylogeny of *Viola* sect. *Nosphinium*, simplified from Marcussen et al. [45]. Allopolyploidisations are indicated by curved lines. Ploidy (x) is indicated.

Key to the subsections of sect. *Nosphinium*

- 1a. Plant caulescent with aerial stems. Lower stipules broad, triangular or ovate, sheathing the stem. Style apex bent to form a short slender or broad blunt rostellum or tip, the rostellum flanked by a weak dorsolateral swelling. 2
- 1b. Plant acaulescent, stolons present or absent. Stipules narrow, linear-lanceolate, not sheathing the stem. Style apex with a pronounced thickened dorsolateral margin flanking the prominent rostellum (dorsolateral margin thin and rounded with stigmatic orifice hidden in the cavity in subsection *Pedatae*). 3
- 2a. Flowers white or nearly so on the inside, lacking violet striation. Shrubs or subshrubs, rarely rhizomatous herb with reclining to ascending aerial stems (*V. kauaensis*). Lower stipules triangular, acute to acuminate at apex, margins glandular-lacerate. Flowers often 1–4 together on lateral stems with reduced or absent leaves. Cleistogamous flowers not produced (present in *V. kauaensis*). (Hawaii) **subsection. *Nosphinium***
- 2b. Flowers violet, with dark violet striation. Herbs. Lower stipules broadly ovate, obtuse at apex, margins shortly glandular-fimbriate. Flowers solitary with well developed subtending leaves. Cleistogamous flowers produced. (northern Pacific region) **subsection. *Langsdorffianae***
- 3a. At least the outer stipules adnate in basal 1/3 or nearly entirely to petiole. Petals beardless. 4
- 3b. Stipules free (outer mostly adnate to petiole in *V. humilis*). Lateral petals commonly bearded (bottom petal also bearded in some *Borealiamericanae*). 5
- 4a. Rhizome stout, vertical, and barrel-like. Stipules adnate for most of their length. Lamina typically deeply pedately divided. Style apex narrowly rounded from above, with dorsolateral margin as a narrowly rounded rim continuing to the ventral surface, the stigma hidden in the narrow triangular cavity created by the rim. Cleistogamous flowers not produced. **subsection. *Pedatae*** (*V. pedata*)
- 4b. Rhizome relatively slender, oblique or somewhat horizontal, not barrel-like. Stipules adnate for up to 1/3 of their length. Lamina not divided, margins merely crenate.

- Style apex obtriangular from above, with dorsolateral margin protruding as a thickened broadly truncate or slightly emarginate rim continuing to the rostellum on the ventral surface, the rostellum apically oriented or incurved. Cleistogamous flowers produced. **subject. Clausenianae** (*V. clauseniana*)
- 5a. Stolons absent. Stipules free. Laminas in some species lobed or dissected. Calycine appendages elongate and dentate in some species. Corollas violet to dark violet. Lateral petals densely bearded, bottom petal bearded in some species. Style apex with pronounced thickened spreading broadly rounded, sometimes weakly trilobate dorsolateral rim, sides or lateral lobes continuing to the rostellum. (North America, *V. nuevoleonensis* in northern Mexico) **subject. Borealiamericanae**
- 5b. Stolons usually present (absent in *V. beamanii*, *V. cuicochensis*, *V. hemsleyana*, *V. hookeriana*, and *V. humilis*). Stipules free, or basally or mostly adnate. Laminas undivided. Calycine appendages short and entire. Corollas white or violet. Lateral petals beardless or sparsely bearded (sometimes densely in *V. nubicola* with violet corollas, and in *V. grahamii* and *V. oxydontis* with white corollas), bottom petal beardless. Style apex with weakly thickened apically oriented dorsolateral rim (somewhat prolonged and somewhat thickened dorsally in *V. hookeriana*) continuing partly or completely to rostellum. (Mexico to northern South America) **subject. Mexicanae**
- [2.12.1]. Viola sect. Nosphinium subject. Borealiamericanae**
- Viola* subject. *Borealiamericanae* (W. Becker) Gil-ad in Bossiera 53: 42. 1997 ("*Boreali-Americanae*") ≡ *Viola* [sect. *Nomimium*; unranked] *Borealiamericanae* W. Becker in Repert. Spec. Nov. Regni Veg. 19: 396. 1923 ("*Boreali-Americanae*") ≡ *Viola* [sect. *Plagiostigma*] subject. *Borealiamericanae* (W. Becker) Brizicky in J. Arnold Arb. 42: 327. 1961, nom. inval. (Shenzhen Code Art. 41.5; "*Boreali-Americanae*") ≡ *Viola* sect. *Borealiamericanae* (W. Becker) Espeut in Botanica Pacifica 9(1): 35. 2020 ("*Boreali-Americanae*") – Lectotype (Gil-ad 1997 [67], page 42): *Viola cucullata* Aiton
- = *Viola* subg. *Hesperion* Nieuwl. & Kacz. in Amer. Midl. Naturalist 3: 211. 1914 – Type: *Viola palmata* L.
- Description.* – Perennial herbs. Axes not morphologically differentiated; stem a perennial rhizome terminating in an apical rosette. Stipules narrow, free, glandular-lacerate. Laminas in some species lobed or dissected. Calycine appendages various. Petals violet (rarely whitish), lateral and often the spurred petal densely bearded. Style clavate with a pronounced thickened spreading broadly rounded sometimes weakly trilobate dorsolateral rim with sides or lateral lobes continuing to the ventrally oriented rostellum. Cleistogamous flowers produced, seasonal (in temperate species) or simultaneous (in subtropical species). Base chromosome number $x = 27$.
- Diagnostic characters.* – Habit strictly rosulate AND stipules free AND petals violet AND lateral (sometimes spurred) densely bearded AND style with pronounced thickened spreading broadly rounded sometimes weakly trilobate dorsolateral rim and ventrally oriented rostellum AND cleistogamy present AND base chromosome number $x = 27$.
- Ploidy and accepted chromosome counts.* – $10x$; $2n = 54$.
- Age.* – Crown node at least 2.6 (0.7–5.0) Ma (Figure 5), stem node age 3.2–5.4 Ma [45].
- Included species.* – 38. *Viola affinis* Leconte, *V. baxteri* House, *V. brittoniana* Pollard, *V. calcicola* R. A. McCauley & H. E. Ballard, *V. chalcosperma* Brainerd, *V. communis* Pollard, *V. cucullata* Aiton, *V. edulis* Spach, *V. egglestonii* Brainerd, *V. emarginata* (Nutt.) Leconte, *V. fimbriatula* Sm., *V. floridana* Brainerd, *V. hirsutula* Brainerd, *V. impostor* R. Burwell & H. E. Ballard, ined. [H. E. Ballard 18-002], *V. langloisii* Greene, *V. latiuscula* Greene, *V. lovelliana* Brainerd, *V. missouriensis* Greene, *V. monacanora* J. L. Hastings & H. E. Ballard, ined. [H. E. Ballard 21-015], *V. nephrophylla* Greene, *V. novae-angliae* House, *V. nuevoleonensis* W. Becker, *V. palmata* L., *V. pectinata* E. P. Bicknell, *V. pedatifida* G. Don, *V. pedatiloba* (Brainerd) Burwell & H. E. Ballard, ined., *V. pratincola* Greene, *V. retusa* Greene, *V. rosacea* Brainerd,

V. sagittata Aiton, *V. septemloba* Leconte, *V. septentrionalis* Greene, *V. sororia* Willd., *V. stoneana* House, *V. subsinuata* (Greene) Greene, *V. tenuisecta* Zumwalde & H. E. Ballard, ined. [Ballard 21-017], *V. viarum* Pollard, *V. villosa* Walter

Distribution. – North America.

Discussion. – This endemic North American lineage retains the initial allodecaploid genome constitution of the ancestor to sect. *Nosphinium*. A suite of traits delimits the subsection, including a thickish rhizome, strictly rosulate habit, free stipules, undivided or lobed to dissected leaf laminas, large violet to dark violet, rarely whitish corolla, densely bearded lateral petals and often bearded bottom petal, and a style with a spreading conspicuously thickened dorsolateral rim and distinct rostellum. Species express a wide range of diagnostic features in cleistogamous capsule and seed morphology. The centre of diversity is in the Appalachian Mountain range and adjacent uplands. Ezra Brainerd and others conducted many studies of interspecific hybridization in the subsection, including long-term garden observations and cultivation of F₃ and F₄ generations (summarised in Brainerd [225]). Hybridization is extensive among locally co-occurring species, with hybrids, typically vigorous, failing in chasmogamous reproduction, commonly producing either underdeveloped capsules or capsules with a reduced proportion of viable seeds relative to parental species, and progeny of hybrids express recombinant phenotypic traits of the parental taxa in the plants derived from seeds of the cleistogamous capsules. All species but one occur north of Mexico, whereas *V. nuevoleonensis* is confined to northeastern Mexico.

Despite gradually increasing synonymy by specialists since Brainerd [69], recent studies by HEB and collaborators are revealing many overlooked new species (including some local and regional endemics) and resurrecting previously synonymized species, making it is one of the more diverse subsectional lineages in the genus, and the second largest in the Western Hemisphere (minimum 38 species, possibly as many as 60). *Viola communis* Pollard thrives in lawns and fencerows, and a few species have been inadvertently introduced into Europe [73, 226-229].

[2.12.2] *Viola* sect. *Nosphinium* subsect. *Clausenianae*

Viola subsect. *Clausenianae* H. E. Ballard, subsect. nov. – Type: *Viola clauseniana* M. S. Baker

Description. – Perennial herbs. Axes not morphologically differentiated; stem a perennial rhizome terminating in an apical rosette. Stipules narrow, adnate in lowest 1/3. Laminae undivided. Calycine appendages short and truncate to rounded. Petals violet, beardless. Style clavate, the apex triangular from above, the pronounced thickened dorsolateral rim protruding apically as a broadly truncate or weakly emarginate margin continuing down to the rostellum, the rostellum oriented apically or incurved. Cleistogamous flowers produced, seasonal.

Diagnostic characters. – Habit strictly rosulate AND stipules basally adnate AND petals violet AND all petals beardless AND style with apically protruding broadly truncate dorsolateral rim and forward-pointing to incurved rostellum AND cleistogamy present.

Ploidy and accepted chromosome counts. – 10x; 2n = c. 44 (needs confirmation).

Age. – Crown node not applicable (monotypic subsection), stem node age 5.0–11.5 Ma [45].

Included species. – 1. *Viola clauseniana* M. S. Baker

Distribution. – USA (Utah).

Discussion. – A monotypic subsection for the anomalous Utah endemic *Viola clauseniana*. Phylogenetic analyses place it firmly among other *Nosphinium* groups but indicate only ambiguous placement otherwise. Genetically it appears to retain the initial allodecaploid constitution of the ancestor of the section [45], which puts into question the count of $n = c. 22$ reported by Clausen [59] from the type locality; we would rather expect $n = 27$ as in the subsections *Borealiamericanae* and *Pedatae*. While most similar morphologically to the *Borealiamericanae*, the absence of petal beards, basally adnate stipules, and style with

dorsally protruding and very thickened dorsolateral rim and a forward-pointing to incurved rostellum delimit it uniquely in the section. T.M. has observed unusual morphology in the cleistogamous flowers. The species is known from a single area, Zion National Park, and occurs in isolated “hanging gardens”, seasonally moist to wet cliff ledges.

[2.12.3] *Viola* sect. *Nosphinium* subsect. *Langsdorffianae*

Viola subsect. *Langsdorffianae* (W. Becker) W. Becker in Acta Horti Gothob. 2: 286. 1926
≡ *Viola* [sect. *Nomimium*; unranked] *Langsdorffianae* W. Becker in Nat. Pflanzenfam., ed. 2
[Engler & Prantl], 21: 368. 1925 (excl. *V. moupinensis*) ≡ *Viola* sect. *Langsdorffianae* (W.
Becker) Espeut in Botanica Pacifica 9(1): 35. 2020 – Type (Shenzhen Code Art. 10.8): *Viola*
langsdorffii Fisch. ex Ging.

= *Viola* sect. *Arction* Juz. in Schischk. & Bobrov, Fl. URSS 15: 437, 1949, nom. inval.
(Shenzhen Code Art. 39.1, descr. rossica); *Viola* sect. *Arction* Juz. ex Zuev in Peschkova, Fl.
Sibiri 10: 96. 1996, nom. inval. (Shenzhen Code Art. 40.1, without type)

Description. – Perennial, herbs. Axes morphologically differentiated into a perennial rhizome with or without a terminating apical rosette and lateral, annual floriferous stems. Stipules ovate, free, sheathing the stem, shortly glandular-fimbriate. Laminas undivided. Calycine appendages short and truncate to rounded. Petals violet, lateral bearded. Style cylindrical or slightly clavate with a weak dorsolateral swelling and ventrally oriented rostellum. Cleistogamous flowers produced, seasonal. Allo-14-ploid or allo-18-ploid (10x with additional 4x genomes from sect. *Plagiostigma*). Secondary base chromosome number $x' = 40$.

Diagnostic characters. – Herbaceous AND aerial stems AND stipules ovate, obtuse, shortly glandular-fimbriate and sheathing the stem AND cleistogamy present.

Ploidy and accepted chromosome counts. – 14x, 18x, >18x; 2n = c. 80 (*V. howellii*), c. 96, 102, c. 120 (*V. langsdorffii*).

Age. – Crown node not known, stem node age 1.3–8.8 Ma [45].

Included species. – 2. *Viola howellii* A. Gray, *V. langsdorffii* Fisch. ex Ging.

Distribution. – Western North America and northeastern Asia.

Discussion. – Comprising two species, Pacific Northwest *Viola howellii* (14x) and northern Pacific, Amphiberingian *V. langsdorffii* (18x). The latter species arose from successive allopolyploidisations involving the allodecaploid ancestor common to all *Nosphinium* and *V. epipsiloides* (= *V. epipsila* subsp. *repens*) of the *Stolonosae* and an unknown member of the *Bilobatae*. A number of (lower) chromosome counts reported for *V. langsdorffii* were rejected by Marcussen et al. [45] on the basis of being incompatible with the phylogenetically inferred ploidy of this species. *Viola howellii* is placed here tentatively on the basis of very similar morphology; its lower chromosome number (2n = 14x = 80) suggests that it lacks either the *Stolonosae* or the *Bilobatae* genome present in *V. langsdorffii*. Clausen [59] reported “tetraploid” (n = 20) and “octoploid” (n = 40) counts from Oregon, but whether these refer to the same taxon has not been confirmed (we think the counts of n = 20 may rather refer to *V. (subsect. Rostratae) aduncooides*). Baker [230, 231] distinguished *V. simulata* and *V. superba* from *V. langsdorffii* in foliage and style traits, but no studies have confirmed the distinctness of these taxa. The presence of an additional ploidy level (n = 60, 2n = c. 120) in “*V. langsdorffii*” in the Queen Charlotte Islands region [232] also bears further investigation.

[2.12.4] *Viola* sect. *Nosphinium* subsect. *Mexicanae*

Viola subsect. *Mexicanae* (W. Becker) Marcussen & H. E. Ballard, stat. nov. ≡ Basionym:
Viola [sect. *Nomimium*; unranked] *Mexicanae* W. Becker in Repert. Spec. Nov. Regni Veg.
19: 396. 1923 ≡ *Viola* sect. *Mexicanae* (W. Becker) Espeut in Botanica Pacifica 9(1): 35. 2020.
– Lectotype (designated here): *Viola humilis* Kunth

Description. – Perennial herbs. Axes usually morphologically differentiated into a perennial rhizome terminating in an apical rosette and lateral stolons which are often absent. Stipules narrow, free or basally to mostly adnate, glandular-lacerate. Laminas undivided.

Calycine appendages mostly short and rounded. Petals violet or whitish, lateral glabrous or sparsely bearded (sometimes densely bearded in *V. grahamii*, *V. nubicola*, and *V. oxyodontis*). Style clavate with a sharp-edged or sometimes weakly thickened apically oriented or slightly incurved dorsolateral rim (somewhat prolonged on the upper side in *V. hookeriana*) continuing partly or fully to the ventrally oriented rostellum. Cleistogamous flowers produced, simultaneous. Allo-14-ploid (10x with an additional 4x genome from sect. *Plagiostigma*). Secondary base chromosome number $x' = 40$.

Diagnostic characters. – Habit rosulate or stoloniferous AND stipules free or adnate AND petals violet or whitish AND lateral petals glabrous or sparsely (rarely densely) bearded AND style with weakly thickened apically oriented (rarely prolonged) dorsolateral rim and ventrally oriented rostellum AND cleistogamy present.

Ploidy and accepted chromosome counts. – 14x; 2n = 80 (*Viola nannei*).

Age. – Crown node 5.1 (2.6–7.8) Ma (Figure 5), stem node age 3.2–8.8 Ma [45].

Included species. – 10. *Viola beamanii* Calderón, *V. cuicochensis* Hieron., *V. grahamii* Benth., *V. guatemalensis* W. Becker, *V. hemsleyana* Calderón, *V. hookeriana* Kunth, *V. humilis* Kunth, *V. nannei* Pol., *V. nubicola* H. E. Ballard, ined. [J. H. Beaman 2976], *V. oxyodontis* H. E. Ballard

Distribution. – Mexico to Ecuador.

Discussion. – This subsection currently comprises 10 species expressing diverse morphologies but which appear to belong to a single lineage (an unpublished *ITS* phylogeny by HEB including most species was monophyletic with strong support among other lineages of the genus). It arose from a secondary allopolyploidisation event from the ancestor of the *Nosphinium* lineage and an early sister lineage to the North American sublineage of *Stolonosae* [45]. Slightly more than half produce above-ground stolons, two non-stoloniferous species often produce adventitious shoots on roots (*V. beamanii* and *V. hookeriana*), a few species have white flowers (*V. grahamii*, *V. oxyodontis*, and central Mexican populations of *V. hookeriana*), and most species have lateral petals beardless or with sparse beards. One species has strongly adnate outer stipules (*V. humilis*) while two others have basally adnate stipules (*V. grahamii*, *V. oxyodontis*). The style apex has the thin short dorsolateral rim erect (rather than spreading as in the *Borealiamericanae*). Most species are restricted to Mexico, a few extend into Central America, and two are found in northern South America.

[2.12.5] *Viola* sect. *Nosphinium* subsect. *Nosphinium*

Viola subsect. *Nosphinium* (W. Becker) Marcussen & H. E. Ballard, stat. nov. ≡ Basionym: *Viola* sect. *Nosphinium* W. Becker in Nat. Pflanzenfam., ed. 2 [Engler & Prantl], 21: 374. 1925 – Lectotype (Espeut 2020 [61], page 34): *Viola chamissoniana* Ging.

≡ *Viola* [unranked] (“Gruppe”) *Sandvicenses* W. Becker in Beih. Bot. Centralbl., Abt. 2, 34: 209. 1917. – Lectotype (designated here): *Viola chamissoniana* Ging.

Description. – Branching or non-branching shrubs or treelets, rarely perennial herbs (*Viola kauaensis*). Axes morphologically differentiated into erect stems, rarely rhizomes (*V. kauaensis*), and lateral floriferous stems or branches (very rarely absent). Leaves of floriferous stems in most species reduced to a pair of stipules, giving the floriferous stem the appearance of a leafless, bracteose, 1–4-flowered inflorescence; rarely floriferous stems with normal-sized leaf laminae (*V. chamissoniana* and *V. kauaensis*) or reduced leaf laminae (*V. trachelifolia*). Stipules triangular, free, sheathing the stem, glandular-lacerate. Laminae crenulate, undivided. Calycine appendages short and truncate to rounded. Petals on the inside violet or whitish, concolourous and lacking violet striation, lateral sometimes bearded; petals often violet on the back side. Style cylindrical or slightly clavate with a weak dorsolateral swelling and thick blunt or short conic rostellum. Cleistogamous flowers produced in *V. kauaensis* only. Allo-14-ploid (10x with one additional 4x genome from sect. *Plagiostigma*). Inferred secondary base chromosome number [$x' = 40$].

Diagnostic characters. – Woody (rarely herbaceous) AND aerial stems AND stipules triangular, acute or acuminate, glandular-lacerate and sheathing the stem AND cleistogamy absent (rarely present).

Ploidy and accepted chromosome counts. – 14x; 2n = c. 76, c. 85, c. 86. 2691
Age. – Crown node 5.0 (3.4–6.5) Ma (Figure 24), stem node age 3.9–7.2 Ma [45]. 2692
Included species. – 9. *Viola chamissoniana* Ging., *V. helena* C. N. Forbes & Lydgate, *V.* 2693
kauaensis A. Gray, *V. lanaiensis* W. Becker, *V. maviensis* H. Mann, *V. oahuensis* C. N. Forbes, 2694
V. robusta Hillebr., *V. tracheliifolia* Ging., *V. wailenalena* (Rock) Skottsbo. 2695
Distribution. – Hawaiian Islands. 2696
2697

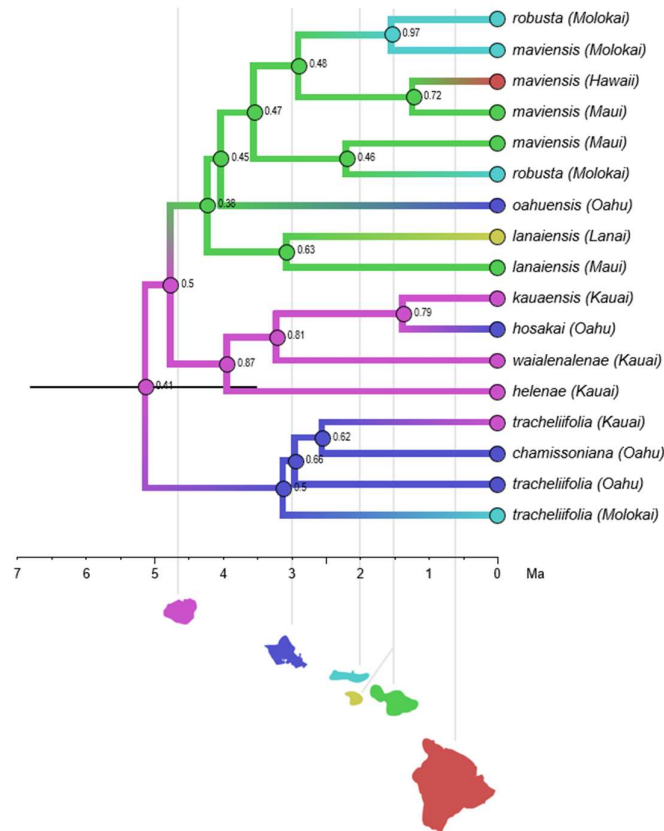


Figure 24. Timetree with discrete biogeography for the Hawaiian violets, *Viola* subsection *Nosphinium*. 2698
Kauai is indicated as the most likely island of colonisation, based both on age, which excludes all 2699
the other islands, and by receiving the highest posterior probability (*pp*) by ancestral state recon- 2700
struction. The 95% credibility interval for node age is shown as a node bar on the crown node. An- 2701
cestral states are colour-coded according to island and indicated on each node along with the *pp*. 2702
Each island is shown as a silhouette and its age is indicated by a vertical line. Outgroups have been 2703
trimmed. 2704
2705

Discussion. – This endemic Hawaiian Island subsection arose from a secondary allo- 2706
polyploidisation including genomes of the allotetraploid ancestor of the *Nosphinium* line- 2707
age and a Pacific sublineage of allotetraploid subsection *Stolonosae* (different from that lead- 2708
ing to the *Mexicanae*) [45]. Subsection *Nosphinium* is represented by nine species, most of 2709
which are woody and produce lateral 1-4-flowered leafless inflorescences. These species 2710
have entirely rayless wood, which agrees with the phylogenetic inference that woodiness 2711
is secondary [45, 81, 233]. *Viola tracheliifolia*, the largest species, is a branched shrub or 2712
treelet with lateral inflorescences with reduced (but not absent) leaf laminas. Only *V. kau-* 2713
aensis has retained the presumably ancestral, herbaceous habit and lateral floriferous 2714
stems with solitary flowers in the axil of normal leaves (i.e., peduncles not clustered to- 2715
gether on leafless lateral axes) and is the only species producing cleistogamous flowers. 2716
The predominantly woody habit and racemose inflorescence, broad semi-sheathing stip- 2717

ules, style with apex bent into a tall short rostellum, and near-absence of cleistogamy define the subsection. An initial phylogenetic study using *ITS* [81] indicated *V. langsdorffii* erroneously as a direct sister taxon to subsect. *Nosphinium*, but the relationships were later shown to be more complex due to separate allopolyploid origins in the *Langsdorffianae* and *Nosphinium* lineages [45].

Ballard et al. [81] indicated that the initial diversification occurred on the oldest island of Kauai, with speciation occurring along ecological gradients, and later dispersal and further speciation to younger islands eastward. Havran et al. [85] reanalysed biogeography of subsect. *Nosphinium* with more sophisticated models and arrived at a scenario involving initial dispersal to Maui Nui. A reanalysis of the molecular data set by T.M. arrived at the original finding of colonisation beginning on Kauai (Figure 24), as supported by both ancestral state reconstruction and inferred node ages, and subsequent dispersal and diversification proceeding eastward per the Progression Rule, i.e., hypotheses of phylogeographic congruence among codistributed taxa that track the ages of the islands [234]. This scenario receives further support from the facts that Kauai is home to the only species that has retained the ancestral herbaceous morphology (*V. kauaensis*) and that the average branch length is higher for taxa on Kauai than for taxa on any other Hawaiian island.

[2.12.6] *Viola* sect. *Nosphinium* subsect. *Pedatae*

Viola subsect. *Pedatae* (Pollard ex W. Becker) Brizicky ex Marcussen & H. E. Ballard, stat. nov. ≡ Basionym: *Viola* [unranked] *Pedatae* Pollard ex W. Becker in Nat. Pflanzenfam., ed. 2 [Engler & Prantl], 21: 369. 1925 ≡ *Viola* “class” *Pedatae* Pollard in Bot. Gaz. 26: 237. 1898, nomen inval. (Shenzhen Code Art. 37.6) ≡ *Viola* subsect. *Pedatae* “(Pollard) Brizicky” in J. Arnold Arb. 42: 327. 1961, nom. inval. (Shenzhen Code Art. 41.5) ≡ *Viola* sect. *Pedatae* (Pollard ex W. Becker) Espeut in Botanica Pacifica 9(1): 35. 2020 – Type (Shenzhen Code Art. 10.8): *Viola pedata* L.

≡ *Oionychion* Nieuwl. & Kaczm. in Amer. Midl. Naturalist 3: 210. 1914. – Type: *Viola pedata* L.

Description. – Perennial herbs. Axes not morphologically differentiated; stem a rhizome terminating in an apical rosette. Rhizome thick, vertical and barrel-like. Stipules narrow, long-adnate to petiole. Laminas deeply pedately divided (rare variations with triternate or merely apically incised laminas). Calycine appendages prominent, truncate or dentate. Petals violet, beardless. Style clavate, apex narrowly rounded from above, with dorsolateral margin as a narrowly rounded rim continuing to the ventral surface, the stigma hidden in the narrow triangular cavity created by the rim. Cleistogamous flowers not produced. Secondary base chromosome number $x' = 27$.

Diagnostic characters. – Rosulate acaulescent AND stipules long-adnate AND laminas deeply pedately divided (rarely otherwise) AND petals violet AND all petals beardless AND style with narrowly rounded dorsolateral rim and hidden stigma AND cleistogamous flowers not produced. Allodecaploid. $n = 27$.

Ploidy and accepted chromosome counts. – $10x$; $2n = 54$.

Age. – Crown node not applicable (monotypic subsection), stem node age 5.0–6.0 Ma [45].

Included species. – 1. *Viola pedata* L.

Distribution. – Eastern North America.

Discussion. – A monotypic subsection for *Viola pedata*, a widely distributed eastern North American species of dry oak woodlands, oak savannas and dry prairies. The subsection (and species) are unusual in having a short vertical barrel-like rhizome pulled below the soil surface by contractile roots, long-adnate stipules, a clavate or narrowly ellipsoid style lacking a noticeable to prominent thickened dorsolateral rim (this simply a thin non-spreading margin), and absence of cleistogamy. The type variety produces deeply pedately divided laminas with linear segments; populations with narrowly flabellate laminas in the Sandhills region of the southeastern U.S., and populations with triternately

divided laminas in the east-central Piedmont, are treated as varieties. This species is unusual also in maintaining a presumably balanced polymorphism in corolla colour pattern, with individuals with dark violet-black upper petals increasingly common further south in the range, and individuals with all petals light violet increasingly common to the north. Finally, *V. pedata* is the only member of the genus reported to be self-incompatible [235]. Phylogenetic studies involving all North American lineages have shown that, like *V. clauseniana*, *V. pedata* does belong to the *Nosphinium* lineage but has ambiguous relationships among the other species. It has retained the initial allodecaploid constitution of the ancestor of the *Nosphinium* lineage [45] but has obviously diverged considerably from the other subsections.

[2.13] *Viola* sect. *Plagiostigma*

Viola sect. *Plagiostigma* Godr., Fl. Lorraine, ed. 2, 1: 90. 1857 \equiv *Viola* [unranked] ("Gruppe") *Plagiostigma* (Godr.) Kupffer in Oesterr. Bot. Z. 53: 329. 1903 \equiv *Viola* [sect. *Nomimium*] subsect. *Plagiostigma* (Godr.) J. C. Clausen in Ann. Bot. (Oxford) 43: 751. 1929; (Godr.) P. Y. Fu, Fl. Pl. Herb. Chin. Bor.-Or. 6: 89. 1977 (isonym) – Type: *Viola palustris* L.

Description. – Perennial herbs, very rarely annuals. Axes morphologically differentiated in a rhizome and lateral stems; sometimes only a rhizome present. Rhizome densely or sometimes remotely noded, with an apical leaf rosette. Lateral stems annual aerial stems or stolons. Stipules free or adnate to petiole. Lamina extremely variable, entire or deeply divided, petiolate. Corolla violet, pink or white, with violet striations, and a white or yellow-green throat. Spur short and saccate to very long and slender. Style clavate, at apex flattened above, laterally and distally marginate, or bilobate, beardless. Cleistogamous flowers produced; cleistogamy seasonal. Allotetraploid (CHAM+MELVIO). ITS sequence of CHAM type. Secondary base chromosome number $x' = 12$.

Diagnostic characters. – Corolla violet, pink or white with a white or yellow-green throat AND style clavate, at tip flattened above, laterally and distally marginate, or bilobate AND base chromosome number $x' = 12$.

Ploidy and accepted chromosome counts. – $4x$, $8x$, $12x$; $2n = 20, 22, 24, 26, 44, 48, 72, 74$.

Age. – Crown node age 16.6 (15.4–17.0) Ma [28].

Included species. – 139.

Distribution. – Throughout the northern temperate region, with a few species south of the equator in Australasia and South America; centre of diversity in eastern Asia (Figure 25).

Discussion. – Sect. *Plagiostigma* is phylogenetically an allotetraploid CHAM+MELVIO lineage; unlike all other sections except sect. *Danxiaviola* it has retained the CHAM homoeolog for ITS (Figure 5). It is karyologically characterised by the secondary base chromosome number $x = 12$, and morphologically by the clavate, marginate or bilobate, beardless style, and the occurrence of seasonal cleistogamy. Here we recognise a narrowly circumscribed sect. *Plagiostigma* that comprises the six Beckerian greges [1] having a 'plagiostigmate' style shape and a secondary base chromosome number $x' = 12$, i.e., sect. *Nomimium* greges *Adnatae* p.p., *Bilobatae*, *Diffusae*, *Serpentes* p.p., *Stolonosae*, and *Vaginatae*. In this respect our classification approaches Clausen's [29, 59] but we further exclude the North American allodecaploid lineage, herein transferred to sect. *Nosphinium* [28, 45, 61].

With its 139 known species and a crown node of 16.6 (15.4–17.0) Ma, sect. *Plagiostigma* is both the oldest and the most species-rich of all *Viola* sections. It could be justified to treat subsect. *Diffusae* and subsect. *Patellares* as separate sections. We keep them within sect. *Plagiostigma* because of at least two synapomorphies, the style shape and the base chromosome number $x = 12$. We recognise seven subsections within sect. *Plagiostigma* (Figure 26), each monophyletic and morphologically characterised, i.e., subsect. *Australasiaticae*, subsect. *Bilobatae*, subsect. *Bulbosae*, subsect. *Diffusae*, subsect. *Patellares*, and subsect. *Stolonosae*. *Diffusae* and *Patellares* are sisters (or sister) to the lineage comprising *Bilobatae*, *Bulbosae*, and *Stolonosae*. The phylogenetic placement of subsect. *Australasiaticae* within the

section is unknown, as this taxon is represented by *ITS* sequences only and this marker (Figure 5) poorly reflects the genome phylogeny (Figure 26). 2825

While $2n = 24$ is retained in most of the subsections, $2n = 22$ is apomorphic in subsect. *Formosanae* and, possibly, $2n = 46$ in subsect. *Austalasiaticae*. 2826

There is little agreement between Becker's [1] greges and the subsections proposed herein. This is discussed briefly under each subsection. 2827

2828

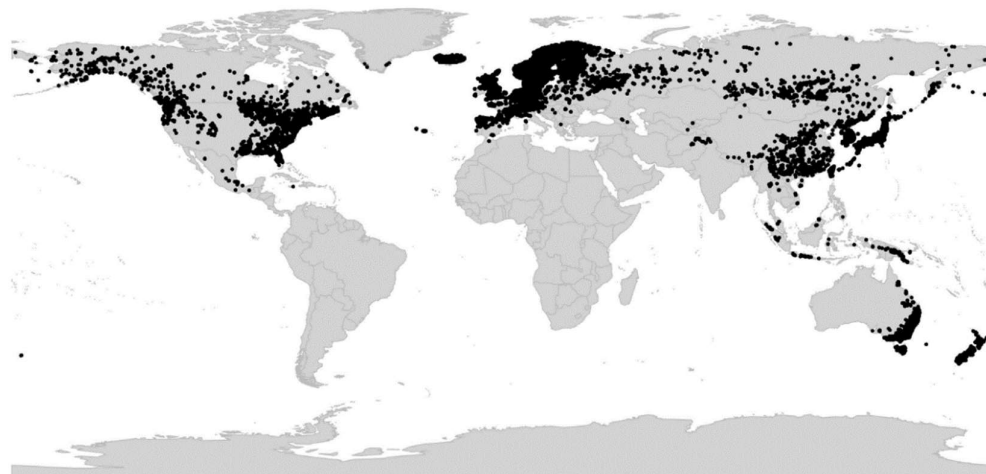


Figure 25. Global distribution of *Viola* sect. *Plagiostigma*. 2832

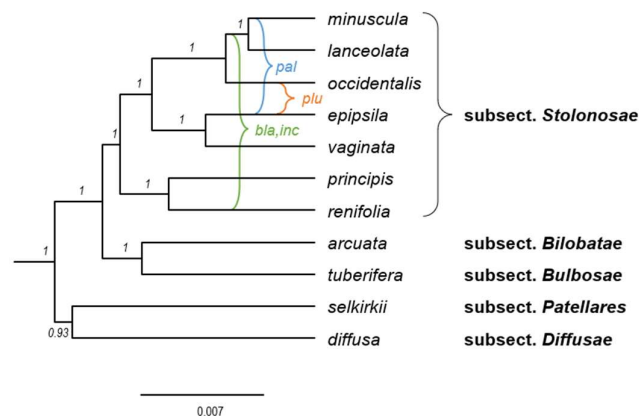


Figure 26. Phylogeny of *Viola* sect. *Plagiostigma* showing the delimitation of subsections (4x) with known allopolyploids (8x) superimposed, based on concatenated sequences of eight nuclear gene loci (*GPI-C*, *GPI-M*, *ITS-C*, *ITS-M*, *NRPD2a-C*, *NRPD2a-M*, *SDH-C*, and *SDH-M*). Outgroups have been pruned. The relative ages for polyploids are approximate. Branch support is given as posterior probabilities. Abbreviations: bla, inc = *V. blanda* and *V. incognita*; pal = *V. palustris*; plu = *V. pluviae*. 2833

Key to the subsections of *Viola* sect. *Plagiostigma*

- 1a. Rhizome annual, vertical, growing from deep-buried bulbils, aerial part more remotely noded. Lateral stolons present, underground, leafless. Outer stipules adnate, inner stipules free. **subsect. *Bulbosae***
- 1b. Rhizome perennial or very rarely plant annual (in *V. diffusa*), horizontal or vertical, bulbils absent. Lateral stolons absent or when present not underground and leafless. Stipules free or adnate. 2.
- 2a. Rhizomatous herbs lacking lateral stolons and aerial stems but sometimes with adventitious buds on roots. Stipules adnate to petiole in the lower 1/3–1/4. Leaf margin

- crenulate to deeply divided. Spur 1–10 mm, usually slender and longer than the calycine appendages. Corolla white to deep (bluish or reddish) violet. 2851
..... **subject. Patellares** 2853
- 2b. Rhizomatous herbs, usually with lateral stolons and/or aerial stems. Stipules free or up to 1/3 adnate to petiole. Leaf margin crenulate or crenate, never deeply divided. Spur usually short and saccate, 1–4 mm, rarely 5–7 mm (in *V. formosana*). Corolla usually white or pale violet. 3. 2854
..... 2855
..... 2856
..... 2857
..... 2858
- 3a. Bottom petal longer than the other petals, deeply emarginate or cleft. Spur longer than tall, 1.5–7 mm. **subject. Formosanae** 2859
..... 2860
- 3b. Bottom petal shorter or subequal to the other petals, acute, obtuse or rarely emarginate. Spur as long as tall, 1–4 mm. 4. 2861
..... 2862
..... 2863
- 4a. Lateral stems aerial, decumbent or erect, rarely short or absent (in *V. cunninghamii*). Stipules foliaceous, free or adnate at base only, dentate or entire. Lamina semilunate to triangular or hastate. Style marginate and bilobate at apex. **subject. Bilobatae** 2864
..... 2865
..... 2866
- 4b. Lateral stems stolons, rarely aerial stems or absent. Stipules pale or purple-brown, rarely greenish, free or partially adnate, fimbriate or entire. Lamina reniform to narrowly lanceolate. Style apex bilobate or flattened, distinctly marginate. 5. 2867
..... 2868
..... 2869
..... 2870
- 5a. Sepals usually broadly lanceolate to broadly ovate, rarely lanceolate (but then with long denticulate sepal appendages: *V. thomsonii*). Sepal appendages up to 2 mm, sometimes denticulate. Bottom petal 7–25 mm, usually not conspicuously shorter than the other petals, sometimes longer, truncate or emarginate, rarely acute, violet-striate. Style apex flattened above and marginate, rarely bilobate. Stipules lanceolate to ovate, entire or remotely denticulate to fimbriate-dentate, free or adnate at base only. Corolla commonly white with a yellow-green throat, rarely violet or pink. **subject. Stolonosae** 2871
..... 2872
..... 2873
..... 2874
..... 2875
..... 2876
..... 2877
..... 2878
- 5b. Sepals linear-lanceolate to lanceolate, rarely ovate-lanceolate (in *V. (Diffusae) guangzhouensis*), with short appendages, 0.4–1 mm, rounded or slightly denticulate (absent in *V. kwangtungensis*). Bottom petal 5–12 mm, shorter and narrower than the others, usually acute, with conspicuous violet striation or reticulation. Style apex bilobate. Stipules linear to broadly lanceolate, densely or remotely fimbriate, free or adnate in the lower 1/3. Corolla pale pink or pale violet, rarely white. 6 2879
..... 2880
..... 2881
..... 2882
..... 2883
..... 2884
..... 2885
- 6a. Lateral petals not bearded. Peduncles glabrous; plant usually glabrous or nearly so. Rhizome long and remotely noded or short and densely noded. Stolons present or rarely absent, with (many) scattered leaves. Stipules free or adnate at base only, often brownish, long-fimbriate to lacinate. Corolla usually pale violet to whitish, without a greenish throat. Lamina margin crenate, occasionally with conspicuous mucronules. Perennials. **subject. Australasiaticae** 2886
..... 2887
..... 2888
..... 2889
..... 2890
..... 2891
- 6b. Lateral petals usually bearded. Peduncles with patent hairs, rarely glabrous (in *V. nanlingensis*); plant usually hairy. Rhizome short, densely noded. Stolons with 1–2 (smaller) leaves and a leaf rosette at apex. Stipules adnate in the lower 1/3 (stipules on aerial stems free in *V. guangzhouensis*), remotely or rarely densely fimbriate. Corolla usually pale pink to pale violet, with a greenish throat. Lamina margin crenulate, never with mucronules. Perennials or rarely annuals (*V. diffusa*). **subject. Diffusae** 2892
..... 2893
..... 2894
..... 2895
..... 2896
..... 2897
..... 2898
..... 2899

[2.13.1] *Viola* sect. *Plagiostigma* subject. *Australasiaticae* 2900

Viola subject. *Australasiaticae* (M. Okamoto) Marcussen, comb. et stat. nov. – Basionym: *Viola* ser. *Australasiaticae* M. Okamoto in Taxon 42(4): 784. 1993. – Type: *Viola sumatrana* Miq. 2901
..... 2902
..... 2903

Description. – Rhizome perennial; bulbils absent. Lateral stems usually present: 2904
aboveground stolons, most leaves scattered. Stipules free or adnate at base only, brown, 2905
linear-lanceolate to broadly lanceolate, long-fimbriate. Lamina triangular-ovate to reni- 2906
form, base cuneate to deeply cordate, apex obtuse to acuminate, margin crenate or mu- 2907
cronulate. Corolla white or pale violet. Sepals linear-lanceolate to lanceolate; appendages 2908
short or absent (0–1.4 mm), rounded or slightly denticulate. Lateral petals not bearded; 2909
bottom petal shorter than the other petals (5–12 mm), acute to obtuse; spur short (1–2.5 2910
mm) and saccate. Style at apex marginate and bilobate. 2911

Diagnostic characters. – Plants usually stoloniferous AND stolons with most leaves 2912
scattered AND sepals linear-lanceolate to lanceolate AND lateral petals glabrous AND 2913
bottom petal shorter than the others AND style marginate and bilobate at apex. 2914

Ploidy and accepted chromosome counts. – $4x? 8x$; $2n = 46$. 2915

Age. – Crown node age c. 12.0 Ma; stem node c. 16.3 Ma (Figure 5). 2916

Included species. – 10. *Viola annamensis* Baker f., *V. austrosinensis* Y. S. Chen & Q. E. 2917
Yang, *V. balansae* Gagnep., *V. duclouxii* W. Becker, *V. hossei* W. Becker, *V. kwangtungensis* 2918
Melch., *V. mucronulifera* Hand.-Mazz., *V. shiwueii* Xiao Chen Li & Z. W. Wang, *V. sikkimensis* 2919
W. Becker, *V. sumatrana* Miq. 2920

Distribution. – Southeastern Asia and Malesia. 2921

Discussion. – Becker [1] erected (sect. *Nomimium*) grex *Serpentes* as a catch-all taxon 2922
for stoloniferous species from subtropical Asia. This group was highly heterogeneous and 2923
the constituent species have later been redistributed among sect. *Viola* subsections. *Rostratae* 2924
and *Viola*, and sect. *Plagiostigma* subsections. *Australasiaticae*, *Diffusae*, *Patellares*, and *Stolono-* 2925
sae [86, 189, 191, 236]. Wang [76] expanded Becker’s grexes, as sect. *Serpentes*, to include 2926
numerous *Stolonosae* species. Okamoto et al. [189] showed that the type species of grex 2927
Serpentes (*V. serpens* Blume, a synonym of *V. pilosa*) belongs in subsection. *Viola* and they 2928
therefore designated ser. *Australasiaticae* (type: *V. sumatrana*) as a replacement name for 2929
the remaining species not belonging in subsection. *Viola*. However, also Okamoto’s [189] *Aus-* 2930
tralasiaticae proved heterogeneous and including taxa from different sections and subsec- 2931
tions. The type, *V. sumatrana*, was however not analysed phylogenetically before the re- 2932
cent study by C. Li et al. [191] which clearly identified the *Australasiaticae* in the strict sense 2933
as a separate lineage within sect. *Plagiostigma* (Figure 5). We here define subsection. *Austral-* 2934
asiaticae narrowly as comprising all known *Plagiostigma* species having stolons with scat- 2935
tered leaves, linear-lanceolate or lanceolate sepals, unbearded lateral petals, and a bilobate 2936
style. 2937

The only chromosome counts for subsection. *Australasiaticae* are of $2n = 46$ in *V. sumatrana* 2938
and *V. annamensis* (as *V. rheophila* Okamoto) and were reported without metadata by H. 2939
Okada in Okamoto et al. [189] and are therefore in need of confirmation. If proved correct, 2940
they presumably reflect the $8x$ level and present a unique number in the genus and a pos- 2941
sible apomorphy for subsection. *Australasiaticae*. It is not known whether this chromosome 2942
number and ploidy are shared by all the members of the subsection. 2943

Spinulose or mucronulate leaf margins (as an adaptation to guttation?) occur only in 2944
this subsection within *Viola* but have apparently originated twice. In *Viola balansae* and *V.* 2945
kwangtungensis the mucronules are extensions of the apex of each leaf tooth and are in the 2946
plane of the leaf. In *V. mucronulifera* the mucronules are adaxial extensions of the invagi- 2947
nation between leaf teeth and are perpendicular to the plane of the leaf [191]. 2948
2949

[2.13.2] *Viola* sect. *Plagiostigma* subsection. *Bilobatae*

 2950

Viola subsection. *Bilobatae* (W. Becker) W. Becker in Acta Horti Gothob. 2: 288. 1926 ≡ 2951
Viola [sect. *Nomimium*; unranked] (“Gruppe”) *Bilobatae* W. Becker in Beih. Bot. Centralbl., 2952
Abt. 2, 34: 226. 1917 ≡ *Viola* ser. *Bilobatae* (W. Becker) Steenis in Bull. Jard. Bot. Buitenzorg, 2953
ser. 3, 13 (1933–1936): 260. 1934 ≡ *Viola* sect. *Bilobatae* (W. Becker) Juz. in Schischk. & 2954
Bobrov, Fl. URSS 15: 439. 1949 – Lectotype (Espeut 2020 [61], page 33): *Viola arcuata* Blume 2955

Description. – Rhizome perennial; bulbils absent. Lateral stems present or rarely absent: 2956
aerial stems, decumbent or erect, leaves scattered. Stipules free or adnate at base 2957

only, green and foliaceous, up to 40 mm, linear-lanceolate to ovate, obtuse to acuminate, entire, remotely denticulate or lobed. Lamina ovate-triangular to narrowly triangular or nearly hastate, base truncate to broadly cordate, often with a lunate sinus, apex more or less acute, margin crenulate. Corolla white. Sepals linear to ovate-lanceolate; appendages short (c. 0.5 mm), rounded or slightly denticulate. Lateral petals bearded or not; bottom petal shorter than the other petals (6–8 mm), apex rounded; spur short (1–2 mm) and saccate. Style at apex marginate and bilobate.

Diagnostic characters. – Stipules foliaceous AND style marginate and distinctly bilobate at apex.

Ploidy and accepted chromosome counts. – $4x$, $8x$; $2n = 24$, 44 , 48 .

Age. – Crown node age c. 4.7 Ma (Figure 5), stem node age 13.5 (12.2–14.0) Ma [28].

Included species. – 9. *Viola amurica* W. Becker, *V. arcuata* Blume, *V. caleyana* G. Don, *V. cunninghamii* Hook. f., *V. hamiltoniana* D. Don, *V. lyallii* Hook. f., *V. merrilliana* W. Becker, *V. raddeana* Regel, *V. triangulifolia* W. Becker

Distribution. – Eastern Asia, Malesia, Australia, New Zealand.

Discussion. – The overall morphology of sect. *Plagiostigma* subsect. *Bilobatae* is superficially similar to that of the unrelated sect. *Viola* subsect. *Rostratae*, and conspicuously so in species such as *V. raddeana* (*Bilobatae*) and *V. stagnina* (*Rostratae*), which both are adapted to floodplain habitats. Reported chromosome counts of $2n = 20$ in subsect. *Bilobatae* (cf. [61]) are likely errors.

[2.13.3] *Viola* sect. *Plagiostigma* subsect. *Bulbosae*

Viola subsect. *Bulbosae* Marcussen, subsect. nov. – Type: *Viola bulbosa* Maxim.

Description. – Rhizome annual, growing from underground bulbil. Lateral stems present: underground stolons, usually leafless but with scattered nodes. Stipules outer stipules adnate, inner stipules free, pale, linear-lanceolate, remotely fimbriate. Lamina oblong-ovate, suborbicular or reniform, base cuneate or narrowly cordate, apex rounded or acute, margin crenulate. Corolla white. Sepals lanceolate to broadly lanceolate; appendages short (c. 0.8 mm), rounded. Lateral petals bearded or not; bottom petal shorter than the other petals (7–8 mm), apex rounded; spur short (1.2–1.7 mm) and saccate. Style at apex marginate and bilobate.

Diagnostic characters. – Rhizome vertical, growing from deep-buried bulbils.

Ploidy and accepted chromosome counts. – $4x$; $2n = 24$.

Age. – Crown node age unknown, stem node age 13.5 (12.2–14.0) Ma [28].

Included species. – 2. *Viola bulbosa* Maxim., *V. tuberifera* Franch.

Distribution. – Eastern Himalaya and central China.

Discussion. – Section *Plagiostigma* subsect. *Bulbosae* comprises two species, *Viola bulbosa* and *V. tuberifera* [77, 237]. The species are characterised by having small underground bulbs, a unique feature in *Viola*. The bulb is composed of 4–8 fleshy petiole bases along a condensed axial portion which apically elongates into the annual aerial stem and laterally produces underground, leafless stolons with cleistogamous flowers. The species were included in subsect. *Patellares* by both Becker [1] and Wang [76], as grex *Adnatae* and sect. *Adnatae*, respectively.

[2.13.4] *Viola* sect. *Plagiostigma* subsect. *Diffusae*

Viola subsect. *Diffusae* (W. Becker) Chang in Bull. Fan Mem. Inst. Biol., ser. n., 1(3): 249, 1949 [non vidimus] \equiv *Viola* [unranked] (“Gruppe”) *Diffusae* W. Becker in Beih. Bot. Centralbl., Abt. 2, 40: 113. 1924 \equiv *Viola* (sect. *Nomimium*) ser. *Diffusae* (W. Becker) Steenis in Bull. Jard. Bot. Buitenzorg, ser. 3, 13 (1933–1936): 260. 1934 \equiv *Viola* sect. *Diffusae* (W. Becker) Ching J. Wang, Fl. Reipubl. Popularis Sin. 51: 100. 1991. – Type (Shenzhen Code Art. 10.8): *Viola diffusa* Ging.

Description. – Rhizome perennial or rarely plant annual; bulbils absent. Lateral stems present: aboveground stolons, most leaves in apical rosette; rarely also aerial stems with scattered leaves. Stipules usually adnate in the lower $\frac{1}{3}$, pale, greenish, or brown, subulate

to lanceolate, acuminate, remotely long-fimbriate. Lamina ovate, ovate-oblong or elliptic, base cuneate to shallow-cordate, often decurrent, apex usually obtuse, margin crenate. Corolla usually pale pink or pale violet, with a greenish throat. Sepals linear to ovate-lanceolate; appendages short (0.3–0.8 mm), rounded or slightly denticulate. Lateral petals bearded or not; bottom petal shorter than the other petals (5–12 mm), apex acute; spur short (1–2.5 mm) and saccate. Style at apex marginate and bilobate.

Diagnostic characters. – Stolons long with 1–2 leaves and a leaf rosette at apex AND stipules 1/3 adnate to petiole AND corolla mostly pale pink to pale violet, with a greenish throat AND style marginate and bilobate at apex.

Ploidy and accepted chromosome counts. – $4x$, $8x$, $12x$; $2n = 24, 26, 48, 74$.

Age. – Crown node age 8.5 Ma (Figure 5), stem node age 16.6 (15.4–17.0) Ma [28].

Included species. – 13. *Viola (Diffusae) sp.1*, ined., *V. (Diffusae) sp.2*, ined., *V. amamiana* Hatus., *V. changii* J. S. Zhou & F. W. Xing, *V. diffusa* Ging., *V. guangzhouensis* A. Q. Dong, J. S. Zhou & F. W. Xing, *V. huizhouensis* Y. S. Huang & Q. Fan, *V. jinggangshanensis* Z. L. Ning & J. P. Liao, *V. lucens* W. Becker, *V. nagasawae* Makino & Hayata, *V. nanlingensis* J. S. Zhou & F. W. Xing, *V. tenuis* Benth., *V. yunnanensis* W. Becker & H. Boissieu

Distribution. – Southeastern Asia.

Discussion. – Section *Plagiostigma* subsect. *Diffusae* comprises a handful of southeast Asian species, characterisable by stolons with few internodes and a terminal leaf rosette, stipules adnate to the petiole in the lower third, and more or less lanceolate laminas with a narrow and shallow sinus. Most species are distinctly stiffly hairy and have pale violet or pink petals, often yellowish green at the base, with a short and narrow, pointed bottom petal and a very short spur. This subsection, although easily recognisable in most cases, is poorly understood owing to taxonomic confusion with the other stolonose subsections *Australasiaticae* and *Stolonosae*.

As many as 7 of the 13 species placed in subsect. *Diffusae* are narrow endemics in southern China (Guangdong and Jiangxi) and have been discovered and described within the last 15 years [238–242].

[2.13.5] *Viola* sect. *Plagiostigma* subsect. *Formosanae*

Viola subsect. *Formosanae* (J.-C. Wang & T.-C. Huang) Marcussen, comb. et stat. nov. – Basionym: *Viola* grex *Formosanae* J.-C. Wang & T.-C. Huang in *Taiwania* 35(1): 14. 1990. – Type (only species listed): *Viola formosana* Hayata

Description. – Rhizome perennial; bulbils absent. Lateral stems present: aboveground stolons, most leaves in apical rosette. Stipules free or adnate at base, purplish-brown, lanceolate or narrowly ovate, long fimbriate-laciniate. Lamina broadly triangular-ovate or oblong-orbicular, base deeply cordate to rounded, apex acute to rounded or obtuse, margin crenate. Corolla white or pale violet. Sepals narrowly lanceolate to oblong; appendages short (0.5–1 mm), rounded. Lateral petals not bearded; bottom petal longer than the other petals (8–15 mm), apex deeply emarginate or shallowly cleft; spur long and slender (1.5–7 mm). Style at apex marginate and flattened, not bilobate. Secondary base chromosome number $x' = 11$.

Diagnostic characters. – Bottom petal longer than the other petals AND stolons with most leaves in apical rosette AND chromosome number $2n = 22$.

Ploidy and accepted chromosome counts. – $4x$; $2n = 22$.

Age. – unknown.

Included species. – 2. *Viola formosana* Hayata, *V. stoloniflora* Yokota & Higa

Distribution. – Southeastern Asia: the islands of Taiwan (*V. formosana*) and Okinawa (*V. stoloniflora*).

Discussion. – Becker was familiar with *Viola formosana* ([243], page 167), the only of the two species known at the time, but he did not mention it or place it systematically in his revision of the genus [1]. The second species, *V. stoloniflora*, has been placed in subsect. *Australasiaticae* [189] or in its predecessor, subsect. *Serpentes*, “on account of its procumbent stolons, almost free fimbriate stipules, and deplanate obtriangular-dilatate styles”

[97]. In their revision of the violets of Taiwan, Wang & Huang (1990 [75]) recognised the distinctness of *V. formosana* and placed it in a provisional group of its own, *Formosanae*, one of eight unranked greges; their delimitation of greges is reconcilable with our classification.

The phylogenetic placement of subsect. *Formosanae* is unresolved, but published chloroplast DNA sequences of *Viola formosana* place it among the other stoloniferous subsections [244].

The two species *Viola formosana* and *V. stoloniflora* have never been grouped together, despite their close geographical proximity and several synapomorphies that set them apart from all other subsections of sect. *Plagiostigma*, including the long and emarginate bottom petal, the shape of the stolons (reminiscent of subsect. *Diffusae*), and the rare chromosome number $2n = 22$ [75, 97].

Viola stoloniflora is extinct in the wild; its only known locality in Okinawa Island was destroyed by the construction of the Benoki Dam, which was completed in 1987 [97].

[2.13.6] *Viola* sect. *Plagiostigma* subsect. *Patellares*

Viola subsect. *Patellares* (Boiss.) Rouy & Foucaud, Fl. France [Rouy & Foucaud] 3: 35. 1896 = *Viola* [sect. *Nomimium*; unranked] §.3. *Patellares* Boiss., Fl. Orient. 1: 451. 1867, p.p. (excl. *Viola uliginosa*). – Lectotype (designated here): *Viola kamtschatica* Ging. (= *V. selkirkii* Pursh ex Goldie)

= *Viola* [sect. *Nomimium*; unranked] b. *Patellariae* Nyman, Consp. Fl. Eur. 1: 79. 1878, p.p. – Lectotype (designated here): *Viola umbrosa* Fr. (= *Viola selkirkii* Pursh ex Goldie)

= *Viola* subgen. *Violidium* K. Koch in Linnaea 15: 251. 1841. = *Viola* sect. *Violidium* (K. Koch) Juz. in Schischk. & Bobrov, Flora URSS 15: 408. 1949 = *Viola* subsect. *Violidium* (K. Koch) P. Y. Fu in Fl. Pl. Herb. Chin. Bor.-Or. 6: 93. 1977. – Type: *Viola somchetica* K. Koch

= *Viola* [unranked] (“Gruppe”) *Estolonosae* Kupffer in Oesterr. Bot. Z. 53: 329. 1903 = *Viola* subsect. *Estolonosae* (Kupffer) Kupffer in Kusnezow et al., Fl. Caucas. Crit. 3(9): 217. 1909 = *Viola* sect. *Estolonosae* (Kupffer) Vl. V. Nikitin in Bot. Zhurn. (Moscow & Leningrad) 83(3): 132. 1998. – Lectotype (Nikitin 1998 [72], page 133): *Viola purpurea* Stev. (= *V. somchetica* K. Koch)

= *Viola* [sect. *Nomimium*; unranked] *Adnatae* W. Becker in Nat. Pflanzenfam., ed. 2 [Engler & Prantl], 21: 368. 1925 = *Viola* subsect. *Adnatae* (W. Becker) W. Becker in Acta Horti Gothob. 2: 285. 1926 = *Viola* ser. *Adnatae* (W. Becker) Steenis in Bull. Jard. Bot. Buitenzorg, ser. 3, 13 (1933–1936): 258. 1934 = *Viola* sect. *Adnatae* (W. Becker) Ching J. Wang, Fl. Reipubl. Popularis Sin. 51: 41. 1991; (W. Becker) Vl. V. Nikitin in Bot. Zhurn. (Moscow & Leningrad) 83(3): 132. 1998 (isonym); (W. Becker) Vl. V. Nikitin in Novosti Sist. Vyssh. Rast. 31: 222. 1998 (isonym). – Lectotype (Nikitin 1998 [72], page 132): *Viola selkirkii* Pursh ex Goldie

= *Viola* [unranked] “Gruppe” *Pinnatae* W. Becker, Beih. Bot. Centralbl., Abt. 2. 40(2): 119. 1924 = *Viola* sect. *Pinnatae* (W. Becker) Ching J. Wang, Fl. Reipubl. Popularis Sin. 51: 76. 1991 = *Viola* subsect. *Pinnatae* (W. Becker) Vl. V. Nikitin, Novosti Sist. Vyssh. Rast. 34: 125. 2002. – Type (Shenzhen Code Art. 10.8): *Viola pinnata* L.

= *Viola* sect. *Brachycerae* Espeut in Botanica Pacifica 9(1): 32. 2020. – Type: *Viola brachyceras* Turcz.

Description. – Rhizome perennial; bulbils absent. Lateral stems absent. Stipules adnate in the lower 1/3 to 3/4, pale, greenish, or purple-brown, linear to ovate-lanceolate, acute or acuminate, entire or remotely denticulate-fimbriate. Lamina lanceolate to orbicular or triangular, sometimes 3–5-sect, base cuneate to deeply cordate, sometimes decurrent, apex obtuse to acuminate, margin subentire, crenulate, dentate, or deeply incised. Corolla white to deep violet. Sepals lanceolate to ovate; appendages short to very long (0.4–6 mm), rounded to 2–3-dentate. Lateral petals usually bearded; bottom petal usually longer than the other petals ((5–)10–23(–25) mm), apex rounded to emarginate; spur long (3–10 mm) and slender, rarely short (1–2 mm) and saccate. Style at apex marginate and flattened, not bilobate.

- Diagnostic characters.* – All stems rhizomatous AND stipules 1/3 adnate to petiole AND spur slender, up to 10 mm AND cleistogamous flowers produced.
- Ploidy and accepted chromosome counts.* – 4x, 8x, 12x; 2n = 22, 24, 48, 72.
- Age.* – Crown node age c. 8.3 Ma (Figure 5), stem node age 16.6 (15.4–17.0) Ma [28].
- Included species.* – 64. *Viola alaica* Vved., *V. albida* Palib., *V. alexandrowiana* (W. Becker) Juz., *V. alexejana* Kamelin & Junussov, *V. awagataensis* T. Yamaz., I. Ito & Ageishi, *V. bambusetorum* Handel-Mazzetti, *V. baoshanensis* W. S. Shu, W. Liu & C. Y. Lan, *V. belophylla* Boissieu, *V. betonicifolia* Sm., *V. bhutanica* H. Hara, *V. boissieuana* Makino, *V. breviflora* Jungsim Lee & M. Kim, *V. cuspidifolia* W. Becker, *V. dactyloides* Schult., *V. forrestiana* W. Becker, *V. gmeliniana* Schult., *V. hancockii* W. Becker, *V. hirtipes* S. Moore, *V. inconspicua* Blume, *V. ingolensis* Elisafenko, *V. iwagawae* Makino, *V. japonica* Langsd. ex Ging., *V. jooi* Janka, *V. keiskei* Miq., *V. lactiflora* Nakai, *V. macroceras* Bunge, *V. magnifica* C. J. Wang & X. D. Wang, *V. mandshurica* W. Becker, *V. maximowicziana* Makino, *V. mearnsii* Merr., *V. miaolingensis* Y. S. Chen, *V. microcentra* W. Becker, *V. mongolica* Franch., *V. multifida* Willd. ex Schult., *V. nujiangensis* Y. S. Chen & X. H. Jin, *V. pacifica* Juz., *V. patrinii* Ging., *V. pekinensis* (Regel) W. Becker, *V. perpusilla* Boissieu, *V. phalacrocarpa* Maxim., *V. philippica* Cav., *V. pinnata* L., *V. prionantha* Bunge, *V. rupicola* Elmer, *V. selkirkii* Pursh ex Goldie, *V. senzanensis* Hayata, *V. seoulensis* Nakai, *V. sieboldii* Maxim., *V. somchetica* K. Koch, *V. sphaerocarpa* W. Becker, *V. tashiroi* Makino, *V. tenuicornis* W. Becker, *V. tienschiensis* W. Becker, *V. tokaiensis* Sugim., nom.nud., *V. tokubuchiana* Makino, *V. trichopetala* C. C. Chang, *V. turkestanica* Regel & Schmalh., *V. ulleungdoensis* M. Kim & J. Lee, *V. umphangensis* S. Nansai, Srisanga & Suwanph., *V. variegata* Fisch. ex Link, *V. violacea* Makino, *V. yezoensis* Maxim., *V. yunnanfuensis* W. Becker, *V. yuzufelensis* A. P. Khokhr.
- Distribution.* – North-temperate, with a diversity centre in northeastern Asia; only four species in Europe and one in North America, the scattered circumboreal *V. selkirkii*.
- Discussion.* – Section *Plagiostigma* subsect. *Patellares* is species-rich and easily characterised by the absence of stolons, and stipules adnate to the petiole in the lower third. The corolla can be of a deep lilac tone, sometimes fragrant but with a fragrance somewhat different from that of sect. *Viola* (e.g., *V. odorata*), and the spur of the bottom petal is usually relatively longer than in the other subsections of *Plagiostigma*. The lamina shape is extremely variable, from spatulate to cordate in outline, and with margins subentire to crenate or variously deeply divided. Some species form adventitious shoots from roots and have the ability to regenerate from cut roots (e.g., *V. prionantha*). Many species of the subsection have seeds that germinate directly without stratification.
- Phylogenetic relationships within subsect. *Patellares* are contradictory. There is poor correspondence in patterns obtained from *ITS* sequences, cpDNA sequences, and morphology [77], but also among studies [82, 86, 87, 89]. This may on one side indicate the presence of real genealogical conflicts resulting from incomplete lineage sorting, allopolyploidisation, and chloroplast introgression, but also taxonomic confusion and misidentifications.
- Nested within subsect. *Patellares* is a pair of dwarf species from the Ryukyus Archipelago (Japan) with dwarf habit and 2n = 22, *Viola tashiroi* and *V. iwagawae*. These species form adventitious shoots from roots that superficially look like stolons [245].
- Becker [209] erected grex *Gmeliniana*e for a heterogeneous group of Central Asian rosette plants with cuneate or spatulate leaves and adnate stipules, which he later incorporated in grex *Adnatae* [1]. The *Gmeliniana*e is, however, polyphyletic and here we redistribute its members among three sections: sect. *Plagiostigma* subsect. *Patellares* with *V. gmeliniana*, *V. perpusilla*, and *V. turkestanica*; sect. *Spathulidium* with *V. spathulata*; and sect. *Himalayum* with *V. kunawurensis*. The group consisting of *V. perpusilla*, *V. turkestanica*, and the similar *V. alata*, are atypical within subsect. *Patellares* in having subentire leaves and nonmarginate styles; they however have the characteristic long spurs of that subsection while sect. *Himalayum* has a short spur.
- [2.13.7] *Viola* sect. *Plagiostigma* subsect. *Stolonosae*

- Viola* subsect *Stolonosae* (Kupffer) Kupffer in Kusnezow et al., Fl. Caucas. Crit. 3(9): 217. 1909 = *Viola* [unranked; "Gruppe"] *Stolonosae* Kupffer in Oesterr. Bot. Z. 53: 329. 1903. 3173
– Lectotype (designated here): *Viola palustris* L. 3174
= *Viola* subg. *Verbasculum* Nieuwl. & Kacz. in Amer. Midl. Naturalist 3: 213. 1914. – 3175
Type: *Viola primulifolia* L. 3177
= *Viola* [unranked] ("Gruppe") *Vaginatae* W. Becker in Beih. Bot. Centralbl., Abt. 2, 36: 3178
29. 1918 = *Viola* ser. *Vaginatae* Taken in J. Sci. N.-E. Norm. Univ., Biol. 1: 86. 1955 = *Viola* 3179
subsect. *Vaginatae* (W. Becker) P.Y.Fu, Fl. Pl. Herb. Chin. Bor.-Or. 6: 91. 1977 = *Viola* 3180
Vaginatae (W. Becker) Ching J.Wang, Fl. Reipubl. Popularis Sin. 51: 85. 1991. – Type (Shen- 3181
zhen Code Art. 10.8): *Viola vaginata* Maxim. 3182
- Description.* – Rhizome perennial; bulbils absent. Lateral stems present or absent: 3183
aboveground stolons, most leaves scattered; or rarely aerial stems with leaves in apical 3184
rosette (in *V. moupinensis*). Stipules free or occasionally up to 1/2 adnate (in *V. brachyceras*), 3185
pale, greenish, or brown, (linear-lanceolate to) lanceolate to ovate, acuminate, entire or 3186
remotely denticulate-fimbriate. Lamina lanceolate to reniform, base cuneate to deeply cor- 3187
date, apex rounded to acuminate, margin subentire to crenate. Corolla white or pale vio- 3188
let. Sepals lanceolate to ovate; appendages short or long (0.5–2 mm), rounded or dentate. 3189
Lateral petals bearded or not; bottom petal shorter than, or subequal to, the other petals 3190
(6–20 mm), apex acute to emarginate; spur short (1–5 mm) and saccate. Style at apex mar- 3191
ginate and flattened, rarely bilobate. 3192
- Diagnostic characters.* – Stolons (if present) with most leaves scattered AND sepals 3193
lanceolate to ovate AND stipules usually lanceolate to ovate AND style apex marginate 3194
and flattened, rarely bilobate. 3195
- Ploidy and accepted chromosome counts.* – 4x, 8x; 2n = 20, 24, 44, 48. 3196
- Age.* – Crown node age c. 12.7 Ma [45]; stem node age 13.5 (12.2–14.0) Ma [28]. 3197
- Included species.* – 39. *Viola adenostrix* Hayata, *V. binayensis* Okamoto & K. Ueda, *V.* 3198
bissetii Maxim., *V. blanda* Willd., *V. brachyceras* Turcz., *V. brevipes* (M. S. Baker) auct., ined., 3199
V. cochranii H. E. Ballard, *V. davidii* Franch., *V. diamantiaca* Nakai, *V. epipsila* Ledeb., *V.* 3200
epipsiloides Á. Löve & D. Löve, *V. fargesii* H. Boissieu, *V. glaucescens* Oudem., *V. grandisepala* 3201
W. Becker, *V. incognita* Brainerd, *V. jalapaensis* W. Becker, *V. javanica* W. Becker, *V. kjellbergii* 3202
Melch., *V. lanceolata* L., *V. macloskeyi* F. E. Lloyd, *V. maoershanensis* Y. S. Chen & Q. E. Yang, 3203
V. minuscula Greene, *V. moupinensis* Franch., *V. nitida* Y. S. Chen & Q. E. Yang, *V. nuda* W. 3204
Becker, *V. occidentalis* (A. Gray) Howell, *V. palustris* L., *V. petelotii* W. Becker ex Gagnep., 3205
V. pluviae Marcussen, H. E. Ballard & Blaxland, *V. primulifolia* L., *V. principis* Boissieu, *V.* 3206
renifolia A. Gray, *V. rossii* Hemsl., *V. shikokiana* Makino, *V. striatella* H. Boissieu, *V. thomsonii* 3207
Oudem., *V. vaginata* Maxim., *V. vittata* Greene, *V. yazawana* Makino 3208
- Distribution.* – North-temperate; one species (*Viola lanceolata*) in northern South 3209
America. *Viola epipsiloides* (= *V. epipsila* subsp. *repens* W. Becker) is circumboreal. 3210
- Discussion.* – The delimitation of this subsection is "locked" by the existence of allo- 3211
polyploids between distantly related internal lineages, one of which happens to be the 3212
type of the subsection (*Viola palustris*). The polyploids include the North American *V.* 3213
blanda and *V. incognita* (8x) which are allopolyploids of *V. renifolia* or perhaps more likely 3214
V. brachyceras (4x) and a taxon within the *V. primulifolia* group (4x); the Amphiatlantic *V.* 3215
palustris (8x) which is the allopolyploid of *V. minuscula* (= *V. pallens* auct., non (Banks) Brainerd; 3216
4x) and *V. epipsila* (4x); the Pacific American *V. pluviae* (8x) which is the allopolyploid of *V.* 3217
macloskeyi/occidentalis (4x) and *V. epipsiloides* (4x); and presumably also the North Ameri- 3218
can *V. brevipes* [45, 93]. These five allo-octoploids are no older than 2.5–5 Ma, and their 3219
marked boreal distributions suggest they originated in response to the climate cooling and 3220
repeated glaciations in the Pleistocene [93]. 3221
- Disregarding allopolyploidy, at least four informal species groups are nevertheless 3222
recognisable at the 4x level based on published phylogenetic studies (Figure 7; [45, 82, 86, 3223
87, 244]). These include (1) a clade comprising the Chinese species *V. davidii* and *V. gran-* 3224
disepala; (2) a clade of mostly hairy species occurring in eastern Asia and northern North 3225

America comprising *V. principis*, *V. renifolia*, *V. yazawana*, and presumably also *V. adenothrix* and *V. brachyceras*; (3) a clade of mostly large species with acuminate laminas and larger pale violet to pink corollas and broad somewhat sheathing denticulate stipules comprising the circumboreal *V. epipsila-epipsiloides* complex, *V. moupinensis*, and most of Becker's [1] grex *Vaginatae*, i.e., *V. bissetii*, *V. diamantiaca*, *V. vaginata* etc.; and, finally, (4) the North American stoloniferous species comprising *V. primulifolia*, *V. lanceolata*, *V. macloskeyi*, *V. minuscula* etc., by Marcussen et al. [45] referred to as "grex *Primulifoliae*".

The group of species having a creeping, remotely noded rhizome and previously informally designated as the *Palustres* grex comprises a subset of the species in clade 3, i.e., *V. epipsila* and *V. epipsiloides*, and their allopolyploids, i.e., *V. palustris*, *V. pluviae*, and *V. brevipes*, formed with species in clade 4.

Phylogenetic studies of the north-temperate species of subsect. *Stolonosae* [45, 93] indicate that a relatively narrow species concept coinciding with morphological-geographic units best applies to these taxa. This concept challenges in particular the traditional classification of the North American taxa into a few, broadly defined species based on lamina shape [246-248].

The chromosome number $2n = 20$, apparently at odds with the predominance of $2n = 24$ in this subsection, has been reported several times in *Viola brachyceras* and also in the closely related *V. yazawana*, for which also $2n = 40$ has been reported (cf. [61] and references therein); this number could also explain $2n = 44$ (not 48) in the octoploids *V. blanda* and *V. incognita*, and possibly also in *V. maoershanensis* [249]. Counts of $2n = 20$ outside of this species group within subsect. *Stolonosae* are probably errors.

[2.14] *Viola* sect. *Rubellium*

Viola sect. *Rubellium* W. Becker in Nat. Pflanzenfam., ed. 2 [Engler & Prantl], 21: 374. 1925. – Type (Shenzhen Code Art. 10.8): *Viola rubella* Cav.

= *Viola* [unranked] § II. Tri(-Pluri-)Caules Reiche in Fl. Chile [Reiche] 1: 140. 1896, nom. inval. (Shenzhen Code Art. 21.2)

Description. – Perennial subshrubs. Axes morphologically (weakly) differentiated in a perennial monopodial aerial stem and lateral monopodial aerial elongated stems bearing flowers; lateral stems with distichous phyllotaxy in *Viola portalesia*. Stipules small, bract-shaped, fimbriate. Lamina oblong to lanceolate, base cuneate, margin crenate, short-petiolate. Peduncle long. Corolla violet to whitish inward with a greenish throat, or magenta to pink throughout (*V. rubella*). Spur short. Style clavate, at apex neither marginate nor bearded, bent into a simple, ventrad rostellum, or apex rounded with the rostellum on the ventral surface. Cleistogamous flowers not produced. Diploid. Base chromosome number $x = 6$.

Diagnostic characters. – Subshrubs AND corolla magenta or violet AND style apex strongly bent ventrad or with stigma on ventral side AND diploid with $2n = 12$.

Ploidy and accepted chromosome counts. – $2x$; $2n = 12$ (*V. rubella*).

Age. – Crown node age 1.6 (0.4–2.2) Ma; stem node 26.5 (25.7–26.8) Ma [28].

Included species. – 3. *Viola capillaris* Pers., *V. portalesia* Gay, *V. rubella* Cav.

Distribution. – Central Chile (Figure 27).

Discussion. – Section *Rubellium* is phylogenetically isolated and the only subshrubby diploid lineage within subg. *Viola* [60]. The original delimitation was established by Becker (1925). Previously, Reiche [114, 117] circumscribed the group under an invalid taxonomic rank (i.e., the unranked Tri(-Pluri-)Caules within the invalid Division *Sparsifoliae*). Sparre [63] included in sect. *Rubellium* also the herbaceous *V. huidobrii*, by us reclassified in sect. *Viola* subsect. *Rostratae*.



Figure 27. Global distribution of *Viola* sect. *Rubellium*.

[2.15] *Viola* sect. *Sclerosium*

Viola sect. *Sclerosium* W. Becker in Nat. Pflanzenfam., ed. 2 [Engler & Prantl], 21: 374. 1925. – Lectotype (designated here): *Viola cinerea* Boiss.

= *Viola* [sect. *Nomimium*; unranked] §.2. *Cinereae* Boiss., Fl. Orient. 1: 451. 1867, p. p. (excl. *V. spathulata*) ≡ *Viola* [unranked] (“Gruppe”) *Cinereae* Boiss. em. W. Becker in Beih. Bot. Centralbl., Abt. 2, 36: 36. 1918

Description. – Annual herbs or perennial subshrubs, glabrous or densely short-pubescent. Axes morphologically differentiated in aerial stems and short axillary branches bearing cleistogamous flowers. Stipules small, lanceolate. Lamina ovate to lanceolate, remotely denticulate, petiolate. Corolla pink with a green throat. Spur short and thick. Style slender and cylindrical or slightly clavate, crested; crest a pair of apical or subapical lateral ear-like processes. Simultaneous production of chasmogamous in upper leaf axils and cleistogamous flowers on short branches in lower leaf axils. Allotetraploid (CHAM+MELVIO). Secondary base chromosome number $x' = 11$.

Diagnostic characters. – Style with a pair of apical or subapical lateral ear-like processes. Base chromosome number $x = 11$.

Ploidy and accepted chromosome counts. – $4x, 8x; 2n = 22$ (*V. stocksii*).

Age. – Crown node 3.5–10 Ma [137].

Included species. – 7. *Viola behboudiana* Rech. f. & Esfand., *V. cinerea* Boiss., *V. erythraea* (Fiori) Chiov., *V. etbaica* Schweinf., *V. kouliana* Bhellum & Magotra, ined., *V. somalensis* Engl., *V. stocksii* Boiss.

Distribution. – Northeastern Africa to southwestern Asia (Figure 28). Disjunctly distributed in the monsoon region on both sides of the Red Sea, Sokotra and the Arabic coast of the Indian Ocean, southern Iran, most of Pakistan, and northwestern India.

Discussion. – Variation patterns within sect. *Sclerosium* are poorly understood. It contains closely related races that are difficult to delimit but differ in distribution, life history traits (annual or perennial), pubescence, and style shape. Nine allopatric taxa have been described [1, 137, 250, 251] but most authorities have interpreted the variation as more or less continuous and have retained only one or two variable species [79, 252]. However, a detailed study of the Iranian taxa [91, 137] revealed three morphologically discrete species and allopolyploid relationships among them (*V. stocksii* $4x$; *V. cinerea* $8x$; *V. behboudiana* $8x$), which may suggest more taxa warrant recognition within the section. Section *Sclerosium* may have started to diversify in Late Miocene 3.5–10 Ma ago [137]. The young age corroborates the low morphological differentiation among taxa. The crown group age coincides with the initiation (or intensification) of the Indian monsoon system, caused by

the uplift of the Himalayas and the East African mountain plateaus [253, 254]. The precipitation brought by the monsoon plays an important role for the flora in this otherwise arid region. 3313
3314
3315

Section *Sclerosium* is vegetatively somewhat similar to sect. *Xylinosium* (especially *Viola scorpiuroides*) but the sections are distantly related, allopatric, they differ in several important characters, and any similarity must be interpreted as parallel adaptation to arid environments. 3316
3317
3318
3319
3320



Figure 28. Global distribution of *Viola* sect. *Sclerosium*. 3321
3322

[2.16] *Viola* sect. *Spathulidium* 3323

Viola sect. *Spathulidium* Marcussen, sect. nov. – Type: *Viola spathulata* Willd. 3324

Description. – Perennial herbs. Axes not morphologically differentiated. All stems rhizomatous, forming cushions. Stipules $\frac{3}{4}$ adnate to petiole. Lamina spathulate to lanceolate, subentire, tapering into short and indistinct petiole. Corolla pale violet, pink or whitish. Spur 1.5–4 mm, longer than tall. Style clavate, geniculate at base, at apex 2-lobed, with a distinct dorsolateral margin and ventral rostrum. Cleistogamous flowers not produced. Allo-octoploid (CHAM+MELVIO). ITS sequence of MELVIO type. 3325
3326
3327
3328
3329
3330

Diagnostic characters. – Lamina spathulate to lanceolate, subentire, tapering into short and indistinct petiole AND style clavate, at apex 2-lobed, with a distinct dorsolateral margin AND cleistogamous flowers not produced. 3331
3332
3333

Ploidy and accepted chromosome counts. – [Section by origin $8x$], $16x$ (*V. spathulata*). Chromosome number unknown. 3334
3335

Age. – Crown node c. 1 Ma; stem node 5.0 (4.2–5.3) Ma [28]. 3336

Included species. – 3. *Viola maymanica* Grey-Wilson, *V. pachyrrhiza* Boiss. & Hohen., *V. spathulata* Willd. ex Schult. 3337
3338

Distribution. – Disjunctly distributed in the high mountains of southwestern Asia (Figure 29): *Viola pachyrrhiza* in northeastern Iraq and southern Iran; *V. spathulata* in northern Iran (Elburs mountains); and *V. maymanica* in northwestern Afghanistan. 3339
3340
3341

Etymology. – The name *Spathulidium* refers to the distinctive spathulate leaves. 3342

Discussion. – Section *Spathulidium* is an allooctoploid CHAM+MELVIO lineage and has retained the MELVIO homoeolog for ITS (Figure 2). The lineage is morphologically recognisable on being cushion plants, inhabiting rock fissures, with spathulate short-petiolate leaves, a somewhat bilobed style, and the absence of cleistogamous flowers. The *Spathulidium* lineage is inferred to be the allopolyploid of two unknown tetraploid lineages; further allopolyploidy based on $8x$ may have happened in *V. spathulata* ($16x$) [28]. The three species of sect. *Spathulidium* have traditionally been grouped within sect. *Plagiotigma* subsect. *Patellares* based on being violet-flowered rosette plants with narrow leaves and adnate stipules [1, 209]. However, sect. *Spathulidium* differs from subsect. *Patellares* in 3343
3344
3345
3346
3347
3348
3349
3350
3351

being cushion plants, having leaves with entire or subcrenate margins, in lacking cleistogamy, and in ploidy. Section *Spathulidium* differs from sect. *Himalayum* in being cushion plants, in having a marginate style apex and a much longer spur, and in lacking cleistogamous flowers. Both sections are $8x$ but have different allopolyploid origins.

Section *Spathulidium* is most closely related to the African sect. *Abyssinium* (see note under the latter).

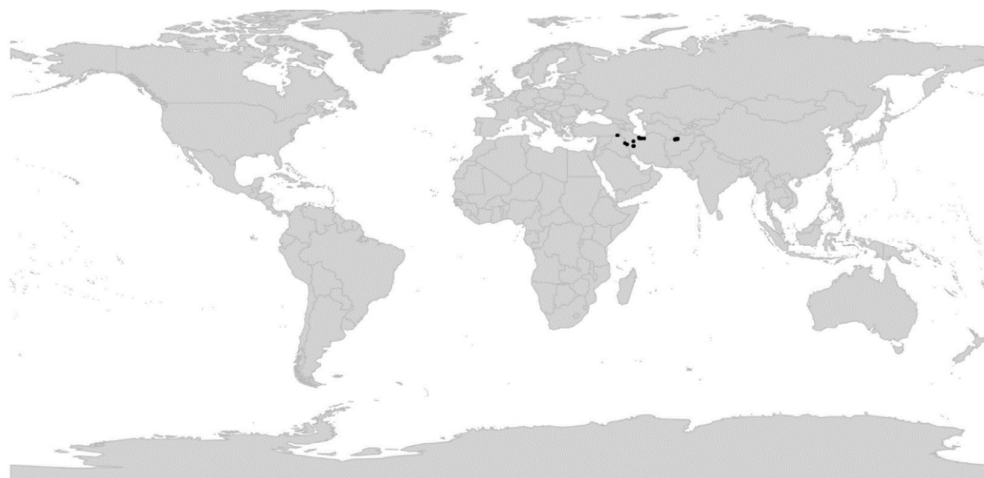


Figure 29. Global distribution of *Viola* sect. *Spathulidium*.

[2.17] *Viola* sect. *Tridens*

Viola sect. *Tridens* W. Becker in Nat. Pflanzenfam., ed. 2 [Engler & Prantl], 21: 376. 1925. – Type (Shenzhen Code Art. 10.8): *Viola tridentata* Sm.

Description. – Perennial procumbent herb, forming perennial herbaceous mats with branched stems. Axes morphologically differentiated in elongated rhizome and lateral, short floriferous stems with distichous phyllotaxy. Stipules completely adnate to the pseudopetiole or only with the free end forming a short tooth. Leaves tridentate on floriferous shoots, bilobate or entire on sterile shoots, small, imbricated, fleshy. Corolla small, white with violet striation. Spur short. Anthers with scattered hairs. Style cylindrical, at base curved, slightly tapering towards apex, filiform. Cleistogamous flowers not produced. Allohexaploid. Secondary base chromosome number $x' = 20$.

Diagnostic characters. – Leaves tridentate, distichous, imbricate.

Ploidy and accepted chromosome counts. – $6x$; $2n = 40$.

Age. – Crown node age not applicable (monotypic lineage); stem node 9.2 (1.0–14.7) Ma [28].

Included species. – 1. *Viola tridentata* Sm.

Distribution. – Southernmost South America: Argentina, Chile, Falkland/Malvinas Islands (Figure 30).

Discussion. – Section *Tridens* is immediately recognisable by the tridentate, distichous, and imbricate leaves. Phylogenetically, sect. *Tridens* is allohexaploid and two of its diploid genomes are shared with other polyploid southern hemisphere lineages, i.e., *Leptidium* on the one side, and *Chilenium/Erpetion* on the other (Figure 4). The original inference by Marcussen et al. [28] that *Tridens* is $12x$ was based on incorrect counts for sect. *Erpetion* and sect. *Tridens* which overestimated the ploidy.

The delimitation of sect. *Tridens* is the same as Becker's [1] except for the inclusion of *V. muscoides* Phil. as a synonym of *V. tridentata* based on shared diagnostic characters. *Viola muscoides* was erroneously synonymised with *Myrteola nummularia* (Poir.) O. Berg (Myrtales) by Kausel [255].



Figure 30. Global distribution of *Viola* sect. *Tridens*.

- 3389
- 3390
- [2.18] *Viola* sect. *Viola*** 3391
- ≡ *Viola* sect. *Nomimium* Ging., p.p. in Mém. Soc. Phys. Genève 2(1): 28. 1823, nom. 3392
- inval. (Szhenzhen Code Art. 22.2; *Viola odorata* L.) ≡ *Viola* subgen. *Nomimium* (Ging.) Pe- 3393
- term., Deutschl. Fl.: 64. 1846, nom. inval. (Szhenzhen Code Art. 22.2) 3394
- ≡ *Viola* [sect. *Nomimium*; unranked] §.4. *Rostellatae* Boiss., Fl. Orient. 1: 451. 1867, nom. 3395
- inval. (Szhenzhen Code Art. 22.2; *Viola odorata* L.) ≡ *Viola* subsect. *Rostellatae* (Boiss.) Rouy 3396
- & Foucaud, Fl. France [Rouy & Foucaud] 3: 3. 1896, nom. inval. (Szhenzhen Code Art. 3397
- 22.2). ≡ *Viola* sect. *Rostellatae* (Boiss.) J. C. Clausen in Madroño 17: 196. 1964, nom. inval. 3398
- (Szhenzhen Code Art. 22.2) 3399
- ≡ *Viola* [sect. *Nomimium*; unranked] a. *Rostellata* Nyman, Consp. Fl. Eur. 1: 76. 1878, 3400
- nom. inval. (Szhenzhen Code Art. 22.2; *Viola odorata* L.) 3401
- Description.* – Perennial herbs. Axes morphologically differentiated in a perennial rhi- 3402
- zome with lateral stems; sometimes only one type of stem produced. Rhizome creeping 3403
- or vertical, branched or not, with apical rosette of leaves. Lateral stems annual aerial 3404
- stems, stolons, or absent. Stipules usually free, entire, dentate, lacinate or fimbriate, some- 3405
- times large and foliaceous. Lamina reniform to rhomboid, crenulate, petiolate. Flowers 3406
- scented or scentless. Corolla violet to white, with a white throat. Spur (much) longer than 3407
- tall, up to 16 mm. Style clavate or rarely filiform, at apex not marginate, bearded or not. 3408
- Capsule trigonous and explosive or globose and non-explosive. Cleistogamous flowers 3409
- usually produced; cleistogamy seasonal, rarely facultative. Allotetraploid 3410
- (CHAM+MELVIO). Secondary base chromosome number $x' = 10$. ITS sequence of 3411
- MELVIO type. 3412
- Diagnostic characters.* – Perennial herbs AND corolla with a white throat AND style 3413
- clavate, emarginate AND base chromosome number $x = 10$. 3414
- Ploidy and accepted chromosome counts.* – $4x, 8x; 12x; 2n = 20, 40, 58, 60$. 3415
- Age.* – Crown node 11.8 (10.1–12.4) Ma [28]. 3416
- Included species.* – 75. 3417
- Distribution.* – Throughout the temperate zone of the northern hemisphere; one species 3418
- in southern South America (Figure 31). Diversity centre in western Eurasia. 3419
- Discussion.* – Section *Viola* is phylogenetically an allotetraploid CHAM+MELVIO lin- 3420
- eage and has retained the MELVIO homoeolog for ITS (Figure 5). Karyologically it is char- 3421
- acterised by the secondary base chromosome number $x' = 10$, and morphologically by the 3422
- clavate non-marginate style. Section *Viola* is one of three species-rich segregates of 3423
- Becker's widely delimited sect. *Nomimium*, which comprised nearly all the temperate her- 3424
- baceous, violet- or white-flowered taxa with seasonal cleistogamy. Section *Viola* differs 3425
- from both sect. *Plagiostigma* and sect. *Nosphinium* in having the base chromosome number 3426
- $x = 10$ and a non-marginate style, sometimes bearded above. 3427

Section *Viola* is phylogenetically subdivided into two morphologically well-defined groups (Figure 5, Figure 32), here treated as subsect. *Rostratae* and subsect. *Viola*. 3428
3429
3430

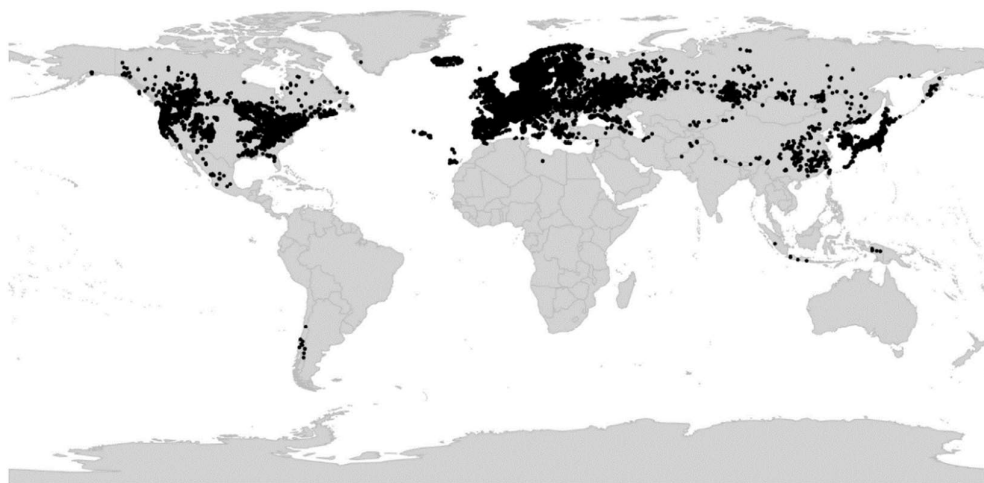


Figure 31. Global distribution of *Viola* sect. *Viola*. 3431
3432

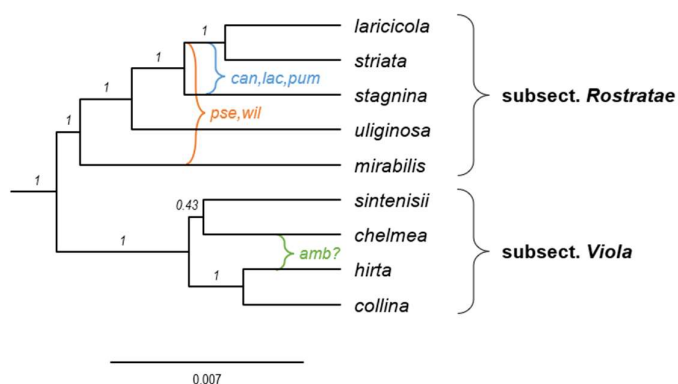


Figure 32. Phylogeny of *Viola* sect. *Viola* showing the delimitation of subsections (4x) with known 3433
allopolyploids (8x) superimposed, based on concatenated sequences of eight nuclear gene loci (*GPI-* 3434
C, *GPI-M*, *ITS-C*, *ITS-M*, *NRPD2a-C*, *NRPD2a-M*, *SDH-C*, and *SDH-M*). Outgroups have been 3435
pruned. The ages and placements for polyploids are approximate. Branch support is given as pos- 3436
terior probabilities. Abbreviations: amb = *V. ambigua*; can, lac, pum = *V. canina*, *V. lactea*, and *V. pu-* 3437
mila; pse, wil = *V. pseudomirabilis* and *V. willkommii*. 3438
3439

Key to the subsections of sect. *Viola* 3440

- 1a. Capsules globose, often hairy, non-explosive, on decumbent peduncles. Seeds large, 3441
with conspicuous elaiosome more than half the length of the seed (myrmecochory). 3442
Lateral stems stolons or absent. Style glabrous. **subsect. *Viola*** 3443
3444
1b. Capsule elongate, trigonous, glabrous, explosive, on erect peduncles at maturity. The 3445
elaiosome much less than half the length of the seed (diplochory). Lateral stems usu- 3446
ally aerial (occasionally stolons or absent). Style bearded above or beardless. 3447
..... **subsect. *Rostratae*** 3448
3449

[2.18.1] *Viola* sect. *Viola* subsect. *Rostratae* 3450

Viola subsect. *Rostratae* (Kupffer) W. Becker in Acta Horti Gothob. 2: 285. 1926 ≡ *Viola* 3451
[unranked] (“Gruppe”) *Rostratae* Kupffer in Oesterr. Bot. Z. 53: 328. 1903 ≡ *Viola* sect. *Ros-* 3452
tratae (Kupffer) Kupffer in Kusnezow et al., Fl. Caucas. Crit. 3(9): 193. 1909 ≡ *Viola* [sect. 3453

- Nomimum*) [unranked] *Rostratae* (Kupffer) Becker in Nat. Pflanzenfam., ed. 2 [Engler & Prantl], 21: 365. 1925. – Lectotype (designated here): *Viola riviniana* Rchb. 3454
3455
= *Viola* sect. *Trigonocarpea* Godron, Fl. Lorraine, ed. 2, 1: 88. 1857 = *Viola* subsect. 3456
Trigonocarpea (Godr.) P. Y. Fu, Fl. Pl. Herb. Chin. Bor.-Or. 6: 82. 1977; Vl. V. Nikitin in 3457
Novosti Sist. Vyssh. Rast. 33: 178. 2001 (isonym). – Lectotype (Nikitin 1996 [256], page 3458
189): *Viola riviniana* Rchb. 3459
= *Viola* [unranked] *Rosulantes* Borbás in Hallier & Wohlfarth, Syn. Deutsch. Schweiz. 3460
Fl., ed. 3, 1: 196. 1892 = *Viola* subsect. *Rosulantes* (Borbás) J. C. Clausen in Madroño 17: 196. 3461
1964, nom. inval. (Shenzhen Code Art. 41.5) 3462
= *Lophion* subg. *Eucentrion* Nieuwl. & Kaczm. in Amer. Midl. Naturalist 3: 216. 1914. 3463
– Type: *Viola rostrata* Pursh 3464
= *Lophion* subg. *Rhabdotion* Nieuwl. & Kaczm. in Amer. Midl. Naturalist 3: 216. 1914. 3465
– Type: *Viola striata* Aiton 3466
= *Viola* [sect. *Nomimum*; unranked] *Umbraticolae* W. Becker in Repert. Spec. Nov. 3467
Regni Veg. 19: 396. 1923. – Type (Shenzhen Code Art. 10.8): *Viola umbraticola* Kunth 3468
= *Viola* [unranked] *Repentes* Kupffer in Oesterr. Bot. Z. 53: 329. 1903 = *Viola* subsect. 3469
Repentes (Kupffer) Juz. in Schisk. & Bobrov, Fl. URSS 15: 401. – Type: *Viola uliginosa* Besser 3470
= *Viola* sect. *Icmasion* Juz. ex Tzvel. in Cvelev, Opred. Sosud. Rast. Severo-Zapadn. 3471
Rossii: 679. 2000. – Type: *Viola uliginosa* Besser 3472
= *Viola* subsect. *Grypocerae* Espeut in Botanica Pacifica 9(1): 16. 2020. – Type: *Viola* 3473
grypoceras A. Gray 3474
= *Viola* [unranked] *Mirabiles* Nyman Syll. Fl. Eur.: 226. 1855, nom. inval. (Shenzhen 3475
Code Art. 38.1) = *Viola* [unranked] b2 *Mirabiles* Nyman ex Borbás Syn. Deutsch. Schweiz. 3476
Fl., ed. 3, 1: 195. 1890 = *Viola* subsect. *Mirabiles* (Nyman ex Borbás) Juz. in Schischk. & 3477
Bobrov, Flora URSS 15: 375. 1949 = *Viola* sect. *Mirabiles* (Nyman ex Borbás) Vl. V. Nikitin 3478
in Bot. Zhurn. (Moscow & Leningrad) 83(3): 130. 1998. – Type (Shenzhen Code Art. 10.8): 3479
Viola mirabilis L. 3480
= *Viola* [sect. *Chilenium*] subsect. *Coeruleae* Sparre in Lilloa 17: 414. 1949. – Type: *Viola* 3481
huidobrii Gay 3482
Description. – Rhizome with an apical leaf rosette and lateral aerial stems or stolons, 3483
or all stems rhizomatous, or all stems aerial. Stipules often large and foliaceous. Style 3484
bearded or not. Capsule trigonous, explosive. Seeds with a small elaiosome. 3485
Diagnostic characters. – Capsules trigonous, erect at maturity, explosive; seeds with 3486
small elaiosome covering less than 1/2 of the raphe. 3487
Ploidy and accepted chromosome counts. – 4x, 8x, 12x; 2n = 20, 40, 58, 60. 3488
Age. – Crown node c. 11 Ma [92]; stem node 11.8 (10.1–12.4) Ma [28]. 3489
Included species. – 51. *Viola acuminata* Ledeb., *V. adunca* Sm., *V. aduncoides* Á. Löve & 3490
D. Löve, *V. anagae* Gilli, *V. appalachiensis* L. K. Henry, *V. canina* L., *V. caspia* (Rupr.) Freyn, 3491
V. dirphyia A. Tiniakou, *V. elatior* Fr., *V. faurieana* W. Becker, *V. ganpinensis* W. Becker, ined. 3492
[E. Bodinier 2176], *V. grayi* Franch. & Sav., *V. grypoceras* A. Gray, *V. henryi* H. Boissieu, *V.* 3493
huidobrii Gay, *V. jordanii* Henry, *V. kosanensis* Hayata, *V. kusanoana* Makino, *V. labradorica* 3494
Schrank, *V. lactea* Sm., *V. laricicola* Marcussen, *V. mariae* W. Becker, *V. mauritii* Tepl., *V.* 3495
mirabilis L., *V. obtusa* (Makino) Makino, *V. oligyrtia* A. Tiniakou, *V. ovato-oblonga* (Miq.) 3496
Makino, *V. papuana* W. Becker & Pulle, *V. pendulicarpa* W. Becker, *V. percrenulata* H. E. Bal- 3497
lard, ined. [H. S. Gentry 7247], *V. pseudomirabilis* H. J. Coste, *V. pumila* Chaix, *V. reichen-* 3498
bachiana Jord. ex Boreau, *V. riviniana* Rchb., *V. rostrata* Pursh, *V. rupestris* F. W. Schmidt, *V.* 3499
sacchalimensis H. Boissieu, *V. serrula* W. Becker, *V. shinchikuensis* Yamam., *V. sieheana* W. 3500
Becker, *V. stagnina* Kit. ex Schult., *V. stewardiana* W. Becker, *V. striata* Aiton, *V. tanaitica* 3501
Grosset, *V. thibaudieri* Franch. & Sav., *V. uliginosa* Besser, *V. umbraticola* Kunth, *V. utchinens-* 3502
sis Koidz., *V. walteri* House, *V. websteri* Hemsl., *V. willkommii* R. Roem. ex Willk. 3503
Distribution. – North-temperate, except for *Viola huidobrii* in southern South America 3504
and *V. papuana* in New Guinea. *Viola riviniana* is naturalised in Australia and New Zea- 3505
land. 3506

Discussion. – Within sect. *Viola*, this lineage is characterised by the explosive capsules, borne on erect peduncles at maturity (in fact a plesiomorphic trait within *Viola*). Subsection *Rostratae* is widely distributed in the temperate zone of Eurasia and North America; one species occurs in southern South America, and one in New Guinea. Becker [1] included in grex *Rostratae* only species with aerial floriferous stems but subsequent studies have shown that the subsection should be more inclusive. The largest group of species have a basal leaf rosette and lateral floriferous stems (grex *Rosulantes* Borbás). A second set of species comprise taxa with modified lateral stems that either develop after chasmogamous anthesis (grex *Mirabiles* Nym.: *V. mirabilis*, *V. pseudomirabilis*, and *V. willkommii*), are more or less modified to stolons (*V. anagae*, *V. appalachiensis*, *V. papuana*, *V. walteri*; grex *Repentes* Kupffer: *V. uliginosa*), or are absent altogether (*V. ganpinensis*, *V. pendulicarpa*, and *V. shinchikuensis*; grex *Umbraticolae* W. Becker: *V. percrenulata* and *V. umbraticola*). In the third set of species the basal rosette has become lost and the growth system is sympodial consisting of annual floriferous stems (grex *Arosulatae* Borbás: *V. canina*, *V. elatior*, *V. lactea*, *V. pumila*, *V. stagnina*). The grexes *Arosulatae*, *Mirabiles*, and *Rosulantes* are de facto synonyms of the higher taxon subsect. *Rostratae* because they are interconnected by allopolyploidy and are therefore mutually non-monophyletic [84, 92, 257]. Among these, only grex “*Arosulatae*” may merit taxonomic recognition on ecological grounds and we suggest that it be referred to informally as the *V. stagnina* group: most of these European species are ecological specialists to floodplains [258, 259] and each possesses at least one *stagnina* genome; Becker included here *V. acuminata* and *V. jordanii* by mistake: neither has a sympodial growth system lacking a basal rosette nor possesses a *stagnina* genome [84, 257].

Morphologically, the southern South American *Viola huidobrii* (including its synonym *V. brachypetala* Gay) belongs in subsect. *Rostratae*, based on having a rhizome with a terminal leaf rosette and lateral floriferous stems, violet corolla, long spur, and the characteristic rostellate style. *Viola huidobrii* was previously included in sect. *Chilenium* [1, 62] or sect. *Rubellium* [63]. It is the only species of sect. *Viola* native to the southern hemisphere. The Taiwanese endemic *V. shinchikuensis* ($2n = 20$) is reported to be similar to subsect. *Viola* in having globose capsules borne on prostrate peduncles when mature [75, 260] but is phylogenetically placed in subsect. *Rostratae* [86] (Figure 2) with which it also shares numerous typical traits, e.g., bearded style, acute sepals with dentate appendages, bracteoles in the uppermost part of the peduncle, and thick non-hyaline stipules. The New Guinean endemic *V. papuana* has an unusual filiform style (which puzzled Becker) and isolated distribution but is a good match for subsect. *Rostratae* in other morphological characters, including the 4–9 mm long, upcurved spur and a pale violet corolla, and lateral stolons. The reported chromosome count of $2n = 48$ [74] is dubious.

[2.18.2] *Viola* subsect. *Viola*

= *Viola* sect. *Odoratae* Boiss. in Diagn. Pl. Orient. 8: 51. 1849, nom. inval. (Szhenzhen Code Art. 22.2; *Viola odorata* L.)

= *Viola* sect. *Hypocarpea* Godron, Fl. Lorraine, ed. 2, 1: 86. 1857 = *Viola* subsect. *Hypocarpea* (Godron) P. Y. Fu, Fl. Pl. Herb. Chin. Bor.-Or. 6: 82. 1977, nom. inval. (Szhenzhen Code Art. 22.2; *Viola odorata* L.)

= *Viola* [unranked] (“Gruppe”) *Uncinatae* Kupffer in Oesterr. Bot. Z. 53: 328. 1903, nom. inval. (Szhenzhen Code Art. 22.2; *Viola odorata* L.) = *Viola* sect. *Uncinatae* (Kupffer) Kupffer in Kusnezow et al., Fl. Caucas. Crit. 3(9): 174. 1909, nom. inval. (Szhenzhen Code Art. 22.2)

= *Viola* [unranked] a) *Curvato-pedunculatae* W. Becker in Beih. Bot. Centralbl., Abt. 2, 26: 1. 1910, nom. inval. (Szhenzhen Code Art. 22.2; *Viola odorata* L.)

= *Viola* subg. *Euion* Nieuwl. & Kaczm. in Amer. Midl. Naturalist 3: 211. 1914, nom. inval. (Szhenzhen Code Art. 22.2; *Viola odorata* L.)

= *Viola* [unranked] α *Lignosae* W. Becker in Beih. Bot. Centralbl., Abt. 2, 26: 1. 1910 = *Viola* [unranked] (“Gruppe”) *D. Lignosae* W. Becker in Nat. Pflanzenfam. ed. 2 [Engler & Prantl], 21: 367. 1925. – Lectotype (designated here): *Viola chelmea* Boiss.

= *Viola* [unranked] (“Gruppe”) *Serpentes* W. Becker in Beih. Bot. Centralbl., Abt. 2, 40: 102. 1924 – *Viola* subsect. *Serpentes* (W. Becker) W. Becker in Acta Horti Gothoburg. 2: 287. 1926 – *Viola* ser. *Serpentes* (W. Becker) Steenis in Bull. Jard. Bot. Buitenzorg, ser. 3, 13 (1933–1936): 259. 1934 – *Viola* sect. *Serpentes* Ching J. Wang, Fl. Reipubl. Popularis Sin. 51: 88. 1991. – Type (Shenzhen Code Art. 10.8): *Viola serpens* Wall. ex Ging. (= *V. pilosa* Blume)

Description. – Rhizome with apical rosette of leaves. Lateral stolons present or absent. Stipules free, not foliaceous. Style beardless. Capsule globose, non-explosive. Seeds with large elaiosome.

Diagnostic characters. – Capsules globose, usually hairy, decumbent at maturity, non-explosive. Seeds with a large elaiosome covering 1/2–3/4 of the raphe.

Ploidy and accepted chromosome counts. – $4x$, $8x$; $2n = 20, 40$.

Age. – Crown node age c. 5 Ma [92]; stem node 11.8 (10.1–12.4) Ma [28].

Included species. – 24. *Viola alba* Besser, *V. ambigua* Waldst. & Kit., *V. barhalensis* G. Knoche & Marcussen, *V. bocquetiana* Yild., *V. canescens* Wall., *V. chelmea* Boiss., *V. collina* Besser, *V. hirta* L., *V. hondoensis* W. Becker & H. Boissieu, *V. indica* W. Becker, *V. isaurica* Contandr. & Quézel, *V. jangiensis* W. Becker, *V. jaubertiana* Marès & Vigin., *V. kizildaghensis* Dinç & Yild., *V. libanotica* Boiss., *V. odorata* L., *V. pilosa* Blume, *V. pyrenaica* Ramond ex DC., *V. sandrasea* Melch., *V. sintenisii* W. Becker, *V. suavis* M. Bieb., *V. thomasiana* Songeon & E. P. Perrier, *V. vilaensis* Hayek, *V. yildirimlii* Dinç & Bagci

Distribution. – Eurasia; diversity centre in southern Europe. *Viola odorata* is naturalised throughout the temperate zone.

Discussion. – The principal apomorphy of subsect. *Viola* is the globose and non-explosive capsules borne on decumbent peduncles, containing large seeds with a conspicuous elaiosome, an adaptation to obligate myrmecochory. Subsection *Viola* as circumscribed here comprises three of Becker’s [1] greges. These include grex *Uncinatae* W. Becker (*V. odorata* etc.) with both stolonose and estolonose temperate taxa, grex *Lignosae* W. Becker (*V. chelmea* etc.) with estolonose taxa from the northeastern Mediterranean region, and parts of grex *Serpentes* W. Becker (*V. pilosa* etc.) with stolonose taxa from southern Asia. The presence or absence of stolons has been used to classify species within the subsection but does not delimitate monophyletic groups [261]. At least in European species, the transitions from the stolonose condition (ser. *Flagellatae* Kittel) to the estolonose condition (ser. *Eflagellatae* Kittel) seems to have occurred several times and by different genetic mechanisms, and the two morphological groups are also linked by allopolyploidy, i.e., *V. suavis* ($8x$) [261]. Grex *Serpentes* has been demonstrated to be an artificial aggregate of species [189], most of them belonging in sect. *Viola* subsect. *Viola* or in various sect. *Plagiostigma* subsections.

A few species are grown as ornamentals, primarily for their fragrant flowers, i.e., *V. odorata* and filled forms of *V. alba* subsp. *dehnhardtii* (Ten.) W. Becker referred to as ‘Parma’ violets or ‘Violette de Toulouse’ [7, 20]. The former (Figure 1) has been cultivated for the production of essential oil for the perfume industry [16, 17]. A read-leaved mutant of *V. riviniana*, f. *purpurea*, is sometimes grown as an ornamental, often under the erroneous name *V. labradorica* hort. non Schrank.

[2.19] *Viola* sect. *Xanthidium*

Viola sect. *Xanthidium* Marcussen, Nicola, J. M. Watson, A. R. Flores & H. E. Ballard, sect. nov. – Type: *Viola flavicans* Wedd.

Description. – Perennial herbs. Axes not morphologically differentiated. All stem rhizomatous, with leaves in loose apical rosettes. Stipules partially or largely adnate to the petiole, narrow, shallowly glandular-lacerate. Lamina lanceolate, remotely crenate, petiolate. Bracteoles narrow, shallowly glandular-lacerate. Corolla yellow with brown striation. Spur short. Style clavate, geniculate at the base, when fresh ellipsoid with broadly rounded apex (in dried condition with flattened apex), the stigmatic orifice on a small rostellum on ventral surface, bearded (*Viola flavicans*) or beardless (*V. pallascaensis*). Cleistogamous flowers apparently produced; type of cleistogamy unknown.

Diagnostic characters. – Rosulate herbs AND bracteoles glandular-lacerate AND corolla yellow AND style ellipsoid with broadly rounded apex when fresh, flattened when dry. 3614

Distribution. – Disjunct in central-western South America (northwestern Argentina and Bolivia, central-eastern Peru) (Figure 33). 3615

Included species. – 2. *Viola flavicans* Wedd., *V. pallascaensis* W. Becker 3616

Etymology. – The name *Xanthidium* is based on the Greek translation of the species epithet of the type species, *Viola flavicans*, which refers to its yellow corolla. 3617

Discussion. – Section *Xanthidium* has not yet been subject to phylogenetic analysis nor has it been characterised at the chromosomal level. Becker placed neither of these species (nor their current synonyms) in any section. He identified the taxa as related, but did not include them in his genus treatment [1]. Later, Sparre ([63], page: 348) viewed this group (as the “*V. flavescens*-group”) as “intermediary between the sections *Chilenium* and *Andinium*”. Nicola [80] placed *V. flavicans* in sect. *Nomimum* Ging., an artificial aggregate of numerous northern hemisphere lineages and sections. 3618



Figure 33. Global distribution of *Viola* sect. *Xanthidium*. 3619

[2.20] *Viola* sect. *Xylinosium* 3620

Viola sect. *Xylinosium* W. Becker in Nat. Pflanzenfam., ed. 2 [Engler & Prantl], 21: 373. 3621

1925. – Lectotype (designated here): *Viola arborescens* L. 3622

= *Viola* [sect. *Nomimum*; unranked] *Fruticulosa* Nyman, Consp. Fl. Eur. 1: 76. 1878, 3623

nom. inval. (Shenzhen Code Art. 32.1) 3624

Description. – Perennial subshrubs. Axes not morphologically differentiated. All 3625

stems aerial, decumbent or ascendent. Stipules green, linear, with 0–2 basal, lateral, 3626

smaller segments. Lamina lanceolate, crenate or subentire, sessile or indistinctly petio- 3627

lated. Bracteoles minute or caducous (0–2 mm). Corolla violet to whitish with a white 3628

throat or corolla bright yellow throughout. Spur stout or saccate, longer than calycine ap- 3629

pendages. Style clavate, not marginate, beardless. Cleistogamous flowers not produced. 3630

Allopolyploid (CHAM+MELVIO). Secondary base chromosome number $x' = 26$. ITS se- 3631

quence of MELVIO type. 3632

Discussion. – Section *Xylinosium* is phylogenetically an allopolyploid CHAM+MELVIO lineage and has retained the MELVIO homoeolog for *ITS* (Figure 2). Karyologically it is characterised by the secondary base chromosome number $x' = 26$, and morphologically by the subshrubby habit in combination with the minute bracteoles (caducous in *V. arborescens* and *V. saxifraga*; 1–2 mm in *V. scorpiuroides*). The exact ploidy and genomic constitution of the section is obscured by gene loss and duplication [28]. Presumably, $2n = 52$ reflects octoploidy. Pollen in both *V. arborescens* and *V. saxifraga* is monomorphic 3-colporate, and in *V. scorpiuroides* heteromorphic 3–4-colporate which indicates secondary polyploidy in this species [144]. Both Becker [1] and Marcussen et al. [28] included in sect. *Xylinosium* also the South African *V. decumbens*. Here we place the latter taxon in the monotypic sect. *Melvio*; see there for justification. The species of sect. *Xylinosium* have sometimes been confused with those of the allopatric sect. *Sclerosium* (e.g., [250, 262]), which may explain the erroneous report of cleistogamous flowers in sect. *Xylinosium* [73].



Figure 34. Global distribution of *Viola* sect. *Xylinosium*.

6. Materials and Methods

To generate a comprehensive taxonomy for *Viola*, we first compiled a list of accepted species. Morphological and chromosome count data for these species were reconciled with phylogenetic data and used to infer monophyletic groups and define apomorphies based on which, using a set of predefined criteria, the classification was based.

6.1. Species checklist

To generate a global species checklist for *Viola* we first downloaded the list of accepted species names for *Viola* from the Plants of the World Online database [263] and further revised this list of species according to our expert knowledge and based on published taxonomic treatments. This included adding numerous published names, most of which we accept as species, along with some that we consider synonymous but which are accepted by other authorities. Where relevant, protologues and type specimens were inspected. The original downloaded list comprised 761 entries; the edited list, including many new species which we individually confirmed as distinct and requiring publication, comprised 945 entries, 658 of which were accepted as species. We classified taxa as either “accepted”, for the species recognised by us including entities not yet published, “hybrid” for interspecific hybrids, “included” for infraspecific taxa of an accepted species such as a subspecies or variety, “synonym” for species synonyms, and “unresolved” in the rare case that rank or validity of a taxon could not be determined.

6.2. Morphology data

A wide range of morphological traits of flowering and fruiting plants were examined on herbarium specimens, including online images verified as to identity, for several many representative and morphologically diverse species in larger infrageneric groups and for most or all species in smaller groups, where available. Protologues and recently published descriptions for many species (where identifications were confirmed) were also consulted. Of particular value in delimiting or distinguishing infrageneric groups or suggesting relationships among groups were growth form; duration, habit of rhizomes, stems, or stolons; stipule size and shape, adnation, and margins; leaf lamina features; calyx appendage size, shape, and margins; corolla throat and petal colour pattern; shape of bottom (anterior) petal and its size relative to lateral and upper petals; spur size and shape; presence or absence of beards (indument within) on lateral or bottom petals; style features; capsule dehiscence behaviour; and ability / inability to produce cleistogamous flower and whether cleistogamy is seasonal or not. Previous classifications [1, 29, 46, 47] have highlighted style morphology as particularly important in diagnosing and comparing groups, and other studies have shown details of style morphology to be effective species-diagnostic traits [264]. We made special efforts to survey styles from numerous species across all infrageneric groups, from specimens and from the literature, developed a rubric for interpreting and describing particular features, developed descriptions of styles for individual species, then created summary descriptions for all groups.

6.3. Chromosome number data

Base chromosome numbers within *Viola* differ among sublineages (e.g., $x = 6$ in sect. *Chamaemelanium*, $x = 10$ in sect. *Viola*, $x = 12$ in sect. *Plagiostigma*). In order to systematise this information, we first downloaded data on chromosome counts for all species from the Chromosome Counts Database (CCDB) [265] and from primary literature sources. We then evaluated the reliability of individual counts and discarded counts that did not fit other counts on the same species or lineage in terms of ploidy and base number.

6.4. Criteria and principles for an updated infrageneric classification of *Viola*

We proposed a phylogenetic classification, based on previously published data (primarily [28, 45]). Criteria for the defining formal infrageneric taxa were that they are monophyletic and/or possess apomorphies (morphological or other). Taxonomic levels and taxon names were chosen to maximise taxonomic stability and continuity. Allopolyploidy is widespread in *Viola* and its phylogeny has the topology of a network rather than a tree. Such reticulate phylogenies are not always reconcilable with a hierarchical classification. To accommodate for the conflicting situations we have chosen to accept the three infrageneric segregate taxa (e.g., sections) A, B, and X even if X is the allopolyploid of A and B. This affected sect. *Chamaemelanium* (which is diploid and possibly contributed genomes to a dozen of allotetraploid sections / lineages) and sect. *Nosphinium* (which is $10x$ and combines genomes from three other sections / lineages). In the case that an infrageneric segregate taxon (e.g., section) is known to contain internal polyploids, we have chosen to delimit it so that A, B, and X, as defined above, are monophyletic. For example, subsect. *Stolonosae* is typified with *V. palustris*, and because *V. palustris* ($8x$) is the allopolyploid of *V. epipsila* ($4x$) and *V. minuscula* ($4x$) [45], subsect. *Stolonosae* by definition has to comprise at least these three species.

6.5. Generating distributional maps for *Viola* sections

Occurrence data for each *Viola* section was downloaded from the Global Biodiversity Information Facility (GBIF) database [266] using a custom R [267] script using the packages *rgbif* [268], *tidyverse* [269], and *raster* [270], and cleaned using *speciesgeocodeR* [271]. All the occurrence datasets were accessed via GBIF.org on 2021-12-11 and have the following DOIs: subg. *Neoandinium* <https://doi.org/10.15468/dl.6a3dvh>, sect. *Abyssinium*

<https://doi.org/10.15468/dl.utndtm>, sect. *Chamaemelanium* 3743
<https://doi.org/10.15468/dl.wr7kd5> and <https://doi.org/10.15468/dl.fg8kk8>, sect. *Chilenium* 3744
<https://doi.org/10.15468/dl.5ugyp9>, sect. *Danxiaviola* <https://doi.org/10.15468/dl.9v545h>, 3745
 sect. *Delphiniopsis* <https://doi.org/10.15468/dl.ct87uy>, sect. *Erpetion* 3746
<https://doi.org/10.15468/dl.r7td3>, sect. *Himalayum* <https://doi.org/10.15468/dl.rhqf8q>, sect. 3747
Leptidium <https://doi.org/10.15468/dl.wscdns>, sect. *Melanium* 3748
<https://doi.org/10.15468/dl.p6ysnh>, sect. *Melvio* and sect. *Nematocaulon* 3749
<https://doi.org/10.15468/dl.v5nrqx>, sect. *Nosphinium* <https://doi.org/10.15468/dl.stx66g> 3750
 and <https://doi.org/10.15468/dl.fhw4xu>, sect. *Plagiostigma* 3751
<https://doi.org/10.15468/dl.jsftmz>, sect. *Rubellium* <https://doi.org/10.15468/dl.a9cpek>, sect. 3752
Sclerosium <https://doi.org/10.15468/dl.mvahfp>, sect. *Spathulidium* 3753
<https://doi.org/10.15468/dl.x5btdu>, sect. *Tridens* <https://doi.org/10.15468/dl.ufbaqp>, sect. 3754
Viola <https://doi.org/10.15468/dl.efxwyy>, sect. *Xanthidium* 3755
<https://doi.org/10.15468/dl.vn5t5f>, and sect. *Xylinosium* 3756
<https://doi.org/10.15468/dl.d48ncv>. To each dataset we added further records that had not 3757
 been uploaded to public databases, from e.g., literature, herbarium specimens, and field 3758
 surveys. Maps were constructed using a custom R [267] script using the packages map- 3759
 tools [272], rgdal [273], and reader [274]. 3760
 3761

6.6. Monoploid phylogeny of *Viola* (Figure 4) 3762

We reinterpreted the phylogenetic network of Marcussen et al. [28] based on new 3763
 information, i.e., new chromosome count for *Viola banksii* ($2n = 50$ not 60 [98]), correction 3764
 of chromosome count for *V. tridentata* ($2n = 40$ not 80 [99]), correction of the interpretation 3765
 of homoeologs in *V. decumbens*, and sequences of new taxa (e.g., [90, 191]). The species 3766
 checklist is available in Appendix A. 3767
 3768

6.7. ITS phylogeny for *Viola* (Figure 5) 3769

In order to obtain a phylogeny with denser taxon sampling, we downloaded 3770
 sequences of the ribosomal internal transcribed spacers 1 and 2 (ITS) for 87 representative 3771
 species from GenBank, including one outgroup, and obtained another three sequences by 3772
 PCR following the protocol of Ballard et al. [2] (Table 4). Sequences were combined in 3773
 cases where ITS1 and ITS2 had been sequenced separately for the same species. The re- 3774
 sulting 90 sequences were aligned in AliView [275] and terminal gaps were coded as “?”. 3775
 Indels were coded by Simple Indel Coding [276] in SeqState v1.4.1 [277]. The analysis was 3776
 set up in BEAUTi v1.10.4 and analysed in BEAST v1.10.4 [278] with substitution model 3777
 GTR+G for the nucleotide partition and a 1-rate+G model (equivalent to JC+G) for the 3778
 indel partition, a common uncorrelated lognormal clock, a Yule tree prior. The MCMC 3779
 chain was run for 20 million generations with subsampling every 10,000 generations and 3780
 monitored in Tracer v1.7.1 [279] to ensure all parameters reached convergence and the 3781
 recommended effective sample size of at least 200. After removal of a 10% burn-in, the 3782
 maximum credibility tree was calculated in TreeAnnotator v1.10.4 [278] and visualised in 3783
 FigTree [280]. Normal age priors, specified as $N(\mu, \sigma)$, were obtained from the appendix 3784
 of Marcussen et al. [28] and applied to five crown nodes, i.e., *Viola* $N(30.9, 0.38)$, the CHAM 3785
 lineage $N(18.98, 0.35)$, the MELVIO lineage $N(18.71, 0.34)$, sect. *Plagiostigma* $(16.62, 0.45)$, 3786
 and sect. *Melanium* $N(12.51, 0.25)$. Section *Plagiostigma* and *Viola* subg. *Viola* were each con- 3787
 strained as monophyletic. 3788

Table 4. Genbank sequence IDs for the ITS sequences used in the phylogeny in Figure 5. 3789

Infrageneric classification	Species	Genbank sequence IDs
sect. <i>Rosulatae</i>	<i>Viola philippii</i>	MH792062
sect. <i>Sempervivum</i>	<i>V. cotyledon</i>	ON133602
sect. <i>Sempervivum</i>	<i>V. micranthella</i>	AF097222, AF097268

sect. <i>Subandinium</i>	<i>V. subandina</i>	MH781265
sect. <i>Subandinium</i>	<i>V. yrameae</i> , ined.	ON133601
sect. <i>Abyssinium</i>	<i>V. abyssinica</i>	MN723993
sect. <i>Chamaemelanium</i>	<i>V. biflora</i>	DQ055348
sect. <i>Chamaemelanium</i>	<i>V. canadensis</i>	AF097231, MG234951
sect. <i>Chamaemelanium</i>	<i>V. pubescens</i>	DQ006044
sect. <i>Chamaemelanium</i>	<i>V. sempervirens</i>	MG235908
sect. <i>Chamaemelanium</i>	<i>V. sheltonii</i>	AF097226, AF097272
sect. <i>Chamaemelanium</i>	<i>V. uniflora</i>	AY582167, AY541600
sect. <i>Chamaemelanium</i>	<i>V. urophylla</i>	MH117805
sect. <i>Chilenium</i>	<i>V. reichei</i>	AF097223, AF097269
sect. <i>Danxiaviola</i>	<i>V. hybanthoides</i>	KF011244 (as <i>Viola</i> sp. LWB-2013a)
sect. <i>Delphiniopsis</i>	<i>V. cazorlensis</i>	AY148230, AY148250
sect. <i>Himalayum</i>	<i>V. kunawurensis</i>	NCBI accession PRJNA805692 (as <i>V. kunawurensis</i>)
sect. <i>Leptidium</i>	<i>V. scandens</i>	AF097221, AF097267
sect. <i>Melanium</i> subsect. <i>Bracteolatae</i>	<i>V. cornuta</i>	AY582166, MT367013
sect. <i>Melanium</i> subsect. <i>Bracteolatae</i>	<i>V. heldreichiana</i>	MT367025
sect. <i>Melanium</i> subsect. <i>Bracteolatae</i>	<i>V. kitaibeliana</i>	AY148235, KX166474, MT367029
sect. <i>Melanium</i> subsect. <i>Bracteolatae</i>	<i>V. paradoxa</i>	MT367093
sect. <i>Melanium</i> subsect. <i>Bracteolatae</i>	<i>V. tricolor</i>	DQ055396
sect. <i>Melanium</i> subsect. <i>Cleistogamae</i>	<i>V. rafinesquii</i>	MG235080 (as <i>V. bicolor</i>)
sect. <i>Melanium</i> subsect. <i>Dispares</i>	<i>V. demetria</i>	MT367018
sect. <i>Melanium</i> subsect. <i>Dispares</i>	<i>V. dyris</i>	MT367069
sect. <i>Melanium</i> subsect. <i>Ebracteatae</i>	<i>V. dirimliensis</i>	ON129460
sect. <i>Melanium</i> subsect. <i>Ebracteatae</i>	<i>V. mercurii</i>	MT367115
sect. <i>Melanium</i> subsect. <i>Ebracteatae</i>	<i>V. modesta</i>	MT367084
sect. <i>Melanium</i> subsect. <i>Ebracteatae</i>	<i>V. occulta</i>	HM851453
sect. <i>Melanium</i> subsect. <i>Ebracteatae</i>	<i>V. parvula</i>	AY148240, AY148260
sect. <i>Melanium</i> subsect. <i>Pseudorupestres</i>	<i>V. argenteria</i>	MT367090
sect. <i>Nosphinium</i> subsect. <i>Borealiamericanae</i>	<i>V. affinis</i>	AF097251, AF097297
sect. <i>Nosphinium</i> subsect. <i>Borealiamericanae</i>	<i>V. cucullata</i>	AF097252, MG237103
sect. <i>Nosphinium</i> subsect. <i>Clausenianae</i>	<i>V. clauseniana</i>	AF097300, AF097254
sect. <i>Nosphinium</i> subsect. <i>Langsdorffianae</i>	<i>V. langsdorffii</i>	AF097259, MG235517
sect. <i>Nosphinium</i> subsect. <i>Mexicanae</i>	<i>V. hemsleyana</i>	AF097258, AF097304
sect. <i>Nosphinium</i> subsect. <i>Mexicanae</i>	<i>V. hookeriana</i>	AF097257, AF097303
sect. <i>Nosphinium</i> subsect. <i>Mexicanae</i>	<i>V. nannei</i>	AF097255, AF097301
sect. <i>Nosphinium</i> subsect. <i>Nosphinium</i>	<i>V. chamissoniana</i>	AF115955, AF115959
sect. <i>Nosphinium</i> subsect. <i>Nosphinium</i>	<i>V. lanaiensis</i>	JN682058
sect. <i>Nosphinium</i> subsect. <i>Pedatae</i>	<i>V. pedata</i>	AF097253, MG237117
sect. <i>Plagiostigma</i> subsect. <i>Australasiaticae</i>	<i>V. austrosinensis</i>	OM406228
sect. <i>Plagiostigma</i> subsect. <i>Australasiaticae</i>	<i>V. kwangtungensis</i>	OM406230
sect. <i>Plagiostigma</i> subsect. <i>Australasiaticae</i>	<i>V. mucronulifera</i>	FJ002910
sect. <i>Plagiostigma</i> subsect. <i>Australasiaticae</i>	<i>V. sumatrana</i>	OM406231
sect. <i>Plagiostigma</i> subsect. <i>Bilobatae</i>	<i>V. arcuata</i>	AY928283 (as <i>V. verecunda</i>)
sect. <i>Plagiostigma</i> subsect. <i>Bilobatae</i>	<i>V. raddeana</i>	AY928279
sect. <i>Plagiostigma</i> subsect. <i>Bilobatae</i>	<i>V. triangulifolia</i>	FJ002912
sect. <i>Plagiostigma</i> subsect. <i>Diffusae</i>	<i>V. amamiana</i>	JF830899
sect. <i>Plagiostigma</i> subsect. <i>Diffusae</i>	<i>V. diffusa</i>	MH711723
sect. <i>Plagiostigma</i> subsect. <i>Diffusae</i>	<i>V. guangzhouensis</i>	MW683479
sect. <i>Plagiostigma</i> subsect. <i>Diffusae</i>	<i>V. huizhouensis</i>	MW683486
sect. <i>Plagiostigma</i> subsect. <i>Diffusae</i>	<i>V. lucens</i>	FJ002913
sect. <i>Plagiostigma</i> subsect. <i>Diffusae</i>	<i>V. nanlingensis</i>	FJ002916
sect. <i>Plagiostigma</i> subsect. <i>Diffusae</i>	<i>V. yunnanensis</i>	FJ002915

sect. <i>Plagiostigma</i> subsect. <i>Patellares</i>	<i>V. chaerophylloides</i>	DQ787762
sect. <i>Plagiostigma</i> subsect. <i>Patellares</i>	<i>V. dissecta</i>	JQ950564
sect. <i>Plagiostigma</i> subsect. <i>Patellares</i>	<i>V. patrinii</i>	AY928298
sect. <i>Plagiostigma</i> subsect. <i>Patellares</i>	<i>V. selkirkii</i>	AY928307
sect. <i>Plagiostigma</i> subsect. <i>Patellares</i>	<i>V. somchetica</i>	HM851457
sect. <i>Plagiostigma</i> subsect. <i>Patellares</i>	<i>V. tashiroi</i>	JF830885
sect. <i>Plagiostigma</i> subsect. <i>Patellares</i>	<i>V. variegata</i>	KC330743
sect. <i>Plagiostigma</i> subsect. <i>Stolonosae</i>	<i>V. epipsila</i>	MG237736
sect. <i>Plagiostigma</i> subsect. <i>Stolonosae</i>	<i>V. grandisepala</i>	FJ002903
sect. <i>Plagiostigma</i> subsect. <i>Stolonosae</i>	<i>V. lanceolata</i>	MG235616
sect. <i>Plagiostigma</i> subsect. <i>Stolonosae</i>	<i>V. minuscula</i>	AF097236, AF097282 (as <i>V. macloskeyi</i> subsp. <i>pallens</i>)
sect. <i>Plagiostigma</i> subsect. <i>Stolonosae</i>	<i>V. moupinensis</i>	FJ002900
sect. <i>Plagiostigma</i> subsect. <i>Stolonosae</i>	<i>V. palustris</i>	KX166144
sect. <i>Plagiostigma</i> subsect. <i>Stolonosae</i>	<i>V. principis</i>	FJ002904
sect. <i>Plagiostigma</i> subsect. <i>Stolonosae</i>	<i>V. yazawana</i>	AY928289
sect. <i>Rubellium</i>	<i>V. capillaris</i>	AF097220, AF097266
sect. <i>Spathulidium</i>	<i>V. spathulata</i>	HM851456
sect. <i>Viola</i> subsect. <i>Rostratae</i>	<i>V. acuminata</i>	AY928273
sect. <i>Viola</i> subsect. <i>Rostratae</i>	<i>V. grypoceras</i>	AY928280
sect. <i>Viola</i> subsect. <i>Rostratae</i>	<i>V. mirabilis</i>	MK828560
sect. <i>Viola</i> subsect. <i>Rostratae</i>	<i>V. reichenbachiana</i>	DQ055382
sect. <i>Viola</i> subsect. <i>Rostratae</i>	<i>V. shinchikuensis</i>	FJ002885
sect. <i>Viola</i> subsect. <i>Rostratae</i>	<i>V. stagnina</i>	KX166475
sect. <i>Viola</i> subsect. <i>Rostratae</i>	<i>V. striata</i>	AF097247, MG234688
sect. <i>Viola</i> subsect. <i>Rostratae</i>	<i>V. uliginosa</i>	KU949386
sect. <i>Viola</i> subsect. <i>Rostratae</i>	<i>V. umbraticola</i>	AF097244, AF097290
sect. <i>Viola</i> subsect. <i>Rostratae</i>	<i>V. websteri</i>	AY928274
sect. <i>Viola</i> subsect. <i>Viola</i>	<i>V. alba</i>	EU413916
sect. <i>Viola</i> subsect. <i>Viola</i>	<i>V. hirta</i>	EU413946
sect. <i>Viola</i> subsect. <i>Viola</i>	<i>V. hondoensis</i>	AY928272
sect. <i>Viola</i> subsect. <i>Viola</i>	<i>V. odorata</i>	EU413922
sect. <i>Viola</i> subsect. <i>Viola</i>	<i>V. pyrenaica</i>	JF683824
sect. <i>Xylinosium</i>	<i>V. scorpiuroides</i>	MT367099
Outgroup	<i>Melicytus obovatus</i>	EF635462

6.8. Historical biogeography of *Viola* (Figure 7)

We reconstructed the discrete historical biogeography of *Viola* (Figure 7) using a simplified approach based on stochastic character mapping [103] of four biogeographic categories, a single-rate transition model, and 50 operational taxonomic units as defined in the diploid multilabelled phylogenetic timetree [281] that is the counterpart of the phylogenetic allopolyploid network in Figure 4. Each section of the genus was given either of four biogeographic categories (Australia, northern hemisphere, South Africa, and South America) in correspondence with the area shared by 90% of its species. Stochastic character mapping was performed with 1000 simulations using the R [267] package *phytools* [282].

6.9. Multigene phylogeny for sect. *Chamaemelanium* (Figure 12)

The *Chamaemelanium* phylogeny was generated based on concatenated sequences of the nuclear regions *GPI*, *NRPD2a*, and *ITS*, and the chloroplast region *trnL-trnF* (Table 5). The analysis was set up in BEAUTi v1.10.4 and analysed in BEAST v1.10.4 [278] with substitution model GTR+G for each of the nucleotide partitions, a common uncorrelated lognormal clock, and a Yule tree prior. The MCMC chain was run for 10 million generations with subsampling every 10,000 generations and monitored in Tracer v1.7.1 [279] to

3790

3791

3792

3793

3794

3795

3796

3797

3798

3799

3800

3801

3802

3803

3804

3805

3806

3807

ensure all parameters reached convergence and the recommended effective sample size of at least 200. After removal of a 10% burn-in, the maximum credibility tree was calculated in TreeAnnotator v1.10.4 [278] and visualised in FigTree [280]. The ingroup (sect. *Chamaemelanium*) was constrained as monophyletic.

Table 5. Taxa and Genbank accession numbers for the phylogenetic analysis of sect. *Chamaemelanium*. A dash indicates missing data.

Species	GPI	ITS	NRPD2a	trnL-trnF
<i>Viola barroetana</i>	-	AF097224, AF097270	-	-
<i>V. biflora</i>	JF767023	AY928309	GU289574	JF767165
<i>V. brevistipulata</i>	JF767032	AY928275	GU289575	JF767167
<i>V. canadensis</i>	JF767034	AF097231, AF097277	GU289576	JF767163
<i>V. delavayi</i>	-	FJ002908	-	-
<i>V. fischeri</i>	-	AY582168, AY541601	-	-
<i>V. flagelliformis</i>	-	AF097233, AF097279	-	-
<i>V. lobata</i>	JF767080	-	-	JF767161
<i>V. orientalis</i>	-	AY541602, AY582169	-	DQ085929
<i>V. pubescens</i>	JF767117	DQ006044	GU289580	JF767162
<i>V. purpurea</i>	JF767118	MG235177	KJ138061	JF767160
<i>V. rotundifolia</i>	JF767122	AF097241, AF097287	KJ138062	JF767168
<i>V. schulzeana</i>	-	FJ002907	-	-
<i>V. sheltonii</i>	JF767130	AF097226, AF097272	KJ138070	JF767159
<i>V. tomentosa</i>	JN620193	-	-	JN620205
<i>V. tripartita</i>	unpubl.	unpubl.	-	-
<i>V. uniflora</i>	JF767146	AY582167, AY541600	KJ138083	JF767166
Outgroup: <i>V. congesta</i>	JF767046	MH781265 (<i>V. subandina</i>)	GU289564	JF767154
Outgroup: <i>V. capillaris</i>	JF767035	AF097220, AF097266	KJ138036	JF767156

6.10. Historical biogeography and age of the Hawaiian violets, subsect. *Nosphinium* (Figure 24)

The historical biogeography and age of subsect. *Nosphinium* (Figure 24) was estimated by simultaneous analysis of ITS sequence data, island biogeography, and node dating. Available sequences of the Hawaiian taxa and outgroups (Table 6) were downloaded from Genbank and aligned in AliView [275]. The dating analysis was set up in BEAUTi v1.10.4 and analysed in BEAST v1.10.4 [278] with substitution model GTR+G for the nucleotide partition with useAmbiguities set to “true”, an uncorrelated lognormal clock, and a Yule tree prior. Biogeography (i.e., island), obtained from the original publications [81, 85, 283, 284], was added as a discrete trait and analysed under a symmetrical model and a strict clock; the biogeography of outgroup taxa was scored as missing (“?”). The MCMC chain was run for 100 million generations with subsampling every 10,000 generations and monitored in Tracer v1.7.1 [279] to ensure all parameters reached convergence and the recommended effective sample size of at least 200. After removal of a 10% burn-in, the maximum credibility tree was calculated in TreeAnnotator v1.10.4 [278] and visualised in FigTree [280]. A normal age prior, N(8.44,0.34) Ma, obtained from the appendix of Marcussen et al. [28], was applied to the crown node of sect. *Nosphinium*. Subgenus *Viola* and sect. *Nosphinium* were each constrained as monophyletic.

Table 6. Taxa, island biogeography, and Genbank accession numbers of ITS1 and ITS2 for the combined dating and biogeographic analysis of subsect. *Nosphinium*. A dash indicates missing data.

Species	Biogeography	Genbank accession number
<i>Viola chamissoniana</i>	Oahu	AF115955, AF115959
<i>V. helenae</i>	Kauai	AF097260, AF097306
<i>V. hosakai</i>	Oahu	AF115957, AF115961
<i>V. kauaensis</i>	Kauai	AF097262, AF097308
<i>V. lanaiensis</i>	Lanai	FJ895310, FJ895319
<i>V. lanaiensis</i>	Maui	JN682058

<i>V. maviensis</i>	Maui	AF097263, AF097309
<i>V. maviensis</i>	Molokai	FJ895311, FJ895320
<i>V. maviensis</i>	Maui	FJ895312, FJ895321
<i>V. maviensis</i>	Hawaii	FJ895313, FJ895322
<i>V. oahuensis</i>	Oahu	FJ895314, FJ895323
<i>V. robusta</i>	Molokai	AF115956, AF115960
<i>V. robusta</i>	Molokai	FJ895315, FJ895324
<i>V. tracheliifolia</i>	Kauai	AF097261, AF097307
<i>V. tracheliifolia</i>	Oahu	FJ895316, FJ895325
<i>V. tracheliifolia</i>	Molokai	FJ895317, FJ895326
<i>V. waialalenanae</i>	Kauai	AF115958, AF115962
Outgroup: <i>V. selkirkii</i>	?	AY928307
Outgroup: <i>V. spathulata</i>	?	HM851456
Outgroup: <i>V. langsдорffii</i>	?	AF097259, AF097305
Outgroup: <i>V. langsдорffii</i>	?	FJ895309, FJ895318
Outgroup: <i>V. mirabilis</i>	?	DQ358858, DQ358835
Outgroup: <i>V. nannei</i>	?	AF097255, AF097301
Outgroup: <i>V. odorata</i>	?	EU413918
Outgroup: <i>V. pedata</i>	?	AF097253, AF097299
Outgroup: <i>V. reichenbachiana</i>	?	DQ055382

3834

6.11. Multigene phylogeny for sect. *Plagiostigma* and sect. *Viola* (Figures 26, 32)

3835

The multigene phylogeny for sect. *Plagiostigma* and sect. *Viola* (Figures 12, 32) was generated based on concatenated sequences of the eight nuclear regions *GPI-C* (CHAM homoeolog), *GPI-M* (MELVIO homoeolog), *NRPD2a-C* (CHAM homoeolog), *NRPD2a-M* (MELVIO homoeolog), *ITS-C* (CHAM homoeolog), *ITS-M* (MELVIO homoeolog), *SDH-C* (CHAM homoeolog), and *SDH-M* (MELVIO homoeolog) (Table 7). The analysis was set up in BEAUTi v1.10.4 and analysed in BEAST v1.10.4 [278] with substitution model HKY+G for each of the nucleotide partitions, a common uncorrelated lognormal clock, and a Yule tree prior. The MCMC chain was run for 100 million generations with subsampling every 10,000 generations and monitored in Tracer v1.7.1 [279] to ensure all parameters reached convergence and the recommended effective sample size of at least 200. After removal of a 10% burn-in, the maximum credibility tree was calculated in TreeAnnotator v1.10.4 [278] and visualised in FigTree [280]. The ingroup (sect. *Plagiostigma* + sect. *Viola*) was constrained as monophyletic.

3836

3837

3838

3839

3840

3841

3842

3843

3844

3845

3846

3847

3848

Table 7. Taxa and Genbank accession numbers for the combined phylogenetic analysis of sect. *Plagiostigma* and sect. *Viola*. A dash indicates missing data.

3849

3850

Species	<i>GPI-C</i>	<i>GPI-M</i>	<i>ITS-C</i>	<i>ITS-M</i>	<i>NRPD2a-C</i>	<i>NRPD2a-M</i>	<i>SDH-C</i>	<i>SDH-M</i>
<i>Viola chelmea</i>	JF767036	JF767037	-	-	KU949390	KU949396	KU949402	KU949407
<i>V. collina</i>	JF767044	JF767045	-	EU413938	KU949389	KU949395	KU949401	KU949406
<i>V. diffusa</i>	JF767047	JF767048	GQ434456	-	KJ138043	KJ138044	KJ138112	KJ138113
<i>V. epipsila</i>	JF767049	JF767050	MG237736	-	GU289587	GU289588	KJ138115	KJ138116
<i>V. hirta</i>	JF767065	JF767066	-	DQ358856, DQ358833	GU289581	GU289582	KJ138117	KJ138118
<i>V. lanceolata</i>	JF767069	JF767070	MG235616	-	KJ138051	KJ138052	KJ138119	-
<i>V. laricicola</i>	JF767078	JF767079	-	-	KU949387	KU949393	KU949399	KU949404
<i>V. minuscula</i>	JF767089	JF767090	AF097236, AF097282	-	-	-	-	-
<i>V. mirabilis</i>	JF767085	JF767086	-	MK828558	GU289583	GU289584	KJ138120	KJ138121
<i>V. occidentalis</i>	JF767088	JF767087	-	-	unpubl.	unpubl.	unpubl.	-
<i>V. principis</i>	JF767115	JF767116	FJ002904	-	KJ138059	KJ138060	KJ138128	-
<i>V. renifolia</i>	JF767120	JF767121	JN999695	-	-	-	-	-
<i>V. selkirkii</i>	JF767128	JF767129	MG234698	-	GU289590	GU289589	KJ138143	KJ138144
<i>V. sintenisii</i>	-	-	-	DQ358859, DQ358836	KU949391	KU949397	-	-

<i>V. stagnina</i>	JF767133	JF767134	-	KX166475	-	KU949392	KU949398	KU949403
<i>V. striata</i>	JF767135	JF767136	-	AF097247, AF097293	KU949388	KU949394	KU949400	KU949405
<i>V. tuberifera</i>	JF767142	JF767143	-	-	unpubl.	unpubl.	unpubl.	unpubl.
<i>V. uliginosa</i>	JF767144	JF767145	-	KU949386	GU289585	GU289586	KJ138151	KJ138152
<i>V. vaginata</i>	JF767148	JF767149	-	-	unpubl.	unpubl.	unpubl.	unpubl.
<i>V. verecunda</i>	JF767150	JF767151	AY928283	-	GU289591	GU289592	-	KJ138153
Outgroup: <i>V. congesta</i>	JF767046	JF767046	MH781265	MH781265	GU289564	GU289564	KJ138104	KJ138104
Outgroup: <i>V. capillaris</i>	JF767035	JF767035	AF097220, AF097266	AF097220, AF097266	KJ138036	KJ138036	KJ138135	KJ138135

Author Contributions: Conceptualisation, all coauthors; methodology, T.M.; software, T.M., H.E.B., J.D. and M.V.N.; validation, all coauthors; formal analysis, T.M., H.E.B., J.D. and M.V.N.; investigation, all coauthors.; resources, T.M., H.E.B., J.D. and M.V.N.; data curation, all coauthors; writing—original draft preparation, T.M.; writing—review and editing, T.M., H.E.B., J.D. and M.V.N.; visualization, T.M.; supervision, n/a; project administration, T.M.; funding acquisition, J.D. and M.V.N. All authors have read and agreed to the published version of the manuscript.

Funding: This research was partially funded by Agencia Nacional de Promoción Científica y Tecnológica, Argentina (ANPCyT), grant number PICT 2017-1939 to M.V.N. and by a long-term research development project no. RVO 67985939 of the Czech Academy of Sciences to J.D.

Acknowledgments: Kevin R. Thiele, Masashi Igari, Narges Yousefi, Qiang Fan, Yan-Shuang Huang, and Yousheng Chen are thanked for taxonomic help and advice. Andrea S. Meseguer is thanked for sharing an R script. Chris Blaxland is thanked for giving permission to use Kim Blaxland’s drawings of *Viola* styles. Elżbieta Kuta is thanked for providing images of styles. Gerhard Karrer is thanked for consultation on morphology and life forms. Kanchi Gandhi is thanked for advice on nomenclatural matters.

Conflicts of Interest: The authors declare no conflict of interest. The funders had no role in the design of the study; in the collection, analyses, or interpretation of data; in the writing of the manuscript, or in the decision to publish the results.

Appendix A

Global species checklist for *Viola*. Provisional, unpublished names are not included. Accepted species are indicated in boldface.

<i>Viola abbreviata</i> J. M. Watson & A. R. Flores — accepted — (sect. <i>Sempervivum</i>)	3874
<i>Viola abulensis</i> Fern. Casado & Nava — synonym of <i>V. canina</i>	3875
<i>Viola abyssinica</i> Steud. ex Oliv. — accepted — (sect. <i>Abyssinium</i>)	3876
<i>Viola acanthophylla</i> Leyb. ex Reiche — accepted — (sect. <i>Grandiflora</i>)	3877
<i>Viola accrescens</i> Klokov — synonym of <i>V. pumila</i>	3878
<i>Viola acrocerauniensis</i> Erben — accepted — (sect. <i>Melanium</i> , subsect. <i>Bracteolatae</i>)	3879
<i>Viola acuminata</i> Ledeb. — accepted — (sect. <i>Viola</i> , subsect. <i>Rostratae</i>)	3880
<i>Viola acutifolia</i> (Kar. & Kir.) W. Becker — accepted — (sect. <i>Chamaemelanium</i>)	3881
<i>Viola adenothis</i> Hayata — accepted — (sect. <i>Plagiostigma</i> , subsect. <i>Stolonosae</i>)	3882
<i>Viola adriatica</i> Freyn — synonym of <i>V. suavis</i>	3883
<i>Viola adulterina</i> Godr. — hybrid (<i>V. alba</i> × <i>V. hirta</i>)	3884
<i>Viola adunca</i> Sm. — accepted — (sect. <i>Viola</i> , subsect. <i>Rostratae</i>)	3885
<i>Viola aduncoides</i> Á. Löve & D. Löve — accepted — (sect. <i>Viola</i> , subsect. <i>Rostratae</i>)	3886
<i>Viola aethnensis</i> (Ging.) Strobl — accepted — (sect. <i>Melanium</i> , subsect. <i>Bracteolatae</i>)	3887
<i>Viola aetolica</i> Boiss. & Heldr. — accepted — (sect. <i>Melanium</i> , subsect. <i>Bracteolatae</i>)	3888
<i>Viola affinis</i> Leconte — accepted — (sect. <i>Nosphinium</i> , subsect. <i>Borealiamericanae</i>)	3889
<i>Viola aizoon</i> Reiche — accepted — (sect. <i>Sempervivum</i>)	3890
<i>Viola alaica</i> Vved. — accepted — (sect. <i>Plagiostigma</i> , subsect. <i>Patellares</i>)	3891
<i>Viola alba</i> Besser — accepted — (sect. <i>Viola</i> , subsect. <i>Viola</i>)	3892
<i>Viola albanica</i> Halácsy — accepted — (sect. <i>Melanium</i> , subsect. <i>Bracteolatae</i>)	3893
<i>Viola albida</i> Palib. — accepted — (sect. <i>Plagiostigma</i> , subsect. <i>Patellares</i>)	3894
<i>Viola albimaritima</i> V. V. Nikitin — hybrid (<i>V. epipsila</i> × <i>V. palustris</i>)	3895

<i>Viola albovii</i> Vl. V. Nikitin — hybrid (<i>V. oreades</i> × <i>V. orthoceras</i>)	3896
<i>Viola alburnica</i> Ricceri & Moraldo — synonym of <i>V. aethnensis</i>	3897
<i>Viola alexandrowiana</i> (W. Becker) Juz. — accepted — (sect. <i>Plagiostigma</i> , subsect. <i>Patellares</i>)	3898
<i>Viola alexejana</i> Kamelin & Junussov — accepted — (sect. <i>Plagiostigma</i> , subsect. <i>Patellares</i>)	3899
<i>Viola allchariensis</i> Beck — accepted — (sect. <i>Melanium</i> , subsect. <i>Bracteolatae</i>)	3900
<i>Viola alliariiifolia</i> Nakai — accepted — (sect. <i>Chamaemelanium</i>)	3901
<i>Viola allochroa</i> Botsch. — accepted — (sect. <i>Chamaemelanium</i>)	3902
<i>Viola alpina</i> Jacq. — accepted — (sect. <i>Melanium</i> , subsect. <i>Bracteolatae</i>)	3903
<i>Viola altaica</i> Ker Gawl. — accepted — (sect. <i>Melanium</i> , subsect. <i>Bracteolatae</i>)	3904
<i>Viola amamiana</i> Hatus. — accepted — (sect. <i>Plagiostigma</i> , subsect. <i>Diffusae</i>)	3905
<i>Viola ambigua</i> Waldst. & Kit. — accepted — (sect. <i>Viola</i> , subsect. <i>Viola</i>)	3906
<i>Viola amiatina</i> Ricceri & Moraldo — synonym of <i>V. etrusca</i>	3907
<i>Viola amurica</i> W. Becker — accepted — (sect. <i>Plagiostigma</i> , subsect. <i>Bilobatae</i>)	3908
<i>Viola anagae</i> Gilli — accepted — (sect. <i>Viola</i> , subsect. <i>Rostratae</i>)	3909
<i>Viola angkae</i> Craib — accepted — (sect. <i>Chamaemelanium</i>)	3910
<i>Viola angustifolia</i> Phil. — accepted — (sect. <i>Grandiflos</i>)	3911
<i>Viola anitae</i> J. M. Watson — accepted — (sect. <i>Rhizomandinium</i>)	3912
<i>Viola annamensis</i> Baker f. — accepted — (sect. <i>Plagiostigma</i> , subsect. <i>Australasiaticae</i>)	3913
<i>Viola appalachiensis</i> L. K. Henry — accepted — (sect. <i>Viola</i> , subsect. <i>Rostratae</i>)	3914
<i>Viola araucaniae</i> W. Becker — accepted — (sect. <i>Subandinium</i>)	3915
<i>Viola arborescens</i> L. — accepted — (sect. <i>Xylinosium</i>)	3916
<i>Viola arcuata</i> Blume — accepted — (sect. <i>Plagiostigma</i> , subsect. <i>Bilobatae</i>)	3917
<i>Viola argenteria</i> Moraldo & Forneris — accepted — (sect. <i>Melanium</i> , subsect. <i>Pseudorupestres</i>)	3918
<i>Viola argentina</i> W. Becker — accepted — (sect. <i>Rosulatae</i>)	3919
<i>Viola arguta</i> Humb. & Bonpl. ex Schult. — accepted — (sect. <i>Leptidium</i>)	3920
<i>Viola arsenica</i> Beck — accepted — (sect. <i>Melanium</i> , subsect. <i>Bracteolatae</i>)	3921
<i>Viola arvensioides</i> Strobl — synonym of <i>V. hymettia</i>	3922
<i>Viola arvensis</i> Murray — accepted — (sect. <i>Melanium</i> , subsect. <i>Bracteolatae</i>)	3923
<i>Viola athois</i> W. Becker — accepted — (sect. <i>Melanium</i> , subsect. <i>Bracteolatae</i>)	3924
<i>Viola atropurpurea</i> Leyb. — accepted — (sect. <i>Sempervivum</i>)	3925
<i>Viola atroviolacea</i> — synonym of <i>V. tricolor</i>	3926
<i>Viola aurantiaca</i> Leyb. — accepted — (sect. <i>Rosulatae</i>)	3927
<i>Viola aurata</i> Phil. — accepted — (sect. <i>Subandinium</i>)	3928
<i>Viola aurea</i> Kell. — accepted — (sect. <i>Chamaemelanium</i>)	3929
<i>Viola auricolor</i> Skottsbo. — accepted — (sect. <i>Sempervivum</i>)	3930
<i>Viola auricula</i> Leyb. — accepted — (sect. <i>Subandinium</i>)	3931
<i>Viola austrosinensis</i> Y. S. Chen & Q. E. Yang — accepted — (sect. <i>Plagiostigma</i> , subsect. <i>Australasiaticae</i>)	3932
<i>Viola avatschensis</i> — synonym of <i>V. crassa</i>	3934
<i>Viola awagatakensis</i> T. Yamaz., I. Ito & Ageishi — accepted — (sect. <i>Plagiostigma</i> , subsect. <i>Patellares</i>)	3935
<i>Viola awagatakensis</i> T. Yamaz., I. Ito & Ageishi — hybrid (<i>V. rostrata</i>)	3937
<i>Viola babunensis</i> Erben — accepted — (sect. <i>Melanium</i> , subsect. <i>Bracteolatae</i>)	3938
<i>Viola bachtshisaraensis</i> Vl. V. Nikitin — hybrid (<i>V. alba</i> × <i>V. caspia</i>)	3939
<i>Viola bakeri</i> Greene — accepted — (sect. <i>Chamaemelanium</i>)	3940
<i>Viola balansae</i> Gagnep. — accepted — (sect. <i>Plagiostigma</i> , subsect. <i>Australasiaticae</i>)	3941
<i>Viola balcanica</i> Delip. — synonym of <i>V. dacica</i>	3942
<i>Viola baltica</i> W. Becker — hybrid (<i>V. canina</i> × <i>V. riviniana</i>)	3943
<i>Viola bambusetorum</i> Handel-Mazzetti — accepted — (sect. <i>Plagiostigma</i> , subsect. <i>Patellares</i>)	3944
<i>Viola bangii</i> Rusby — accepted — (sect. <i>Sempervivum</i>)	3945
<i>Viola banksii</i> K. R. Thiele & Prober — accepted — (sect. <i>Erpetion</i>)	3946
<i>Viola baoshanensis</i> W. S. Shu, W. Liu & C. Y. Lan — accepted — (sect. <i>Plagiostigma</i> , subsect. <i>Patellares</i>)	3947
<i>Viola barhalensis</i> G. Knoche & Marcussen — accepted — (sect. <i>Viola</i> , subsect. <i>Viola</i>)	3949
<i>Viola barkalovii</i> Bezd. — synonym of <i>V. arcuata</i>	3950
<i>Viola barroetana</i> W. Schaffn. ex Hemsl. — accepted — (sect. <i>Chamaemelanium</i>)	3951
<i>Viola bavarica</i> Schrank — hybrid (<i>V. reichenbachiana</i> × <i>V. riviniana</i>)	3952

<i>Viola baxteri</i> House — accepted — (sect. <i>Nosphinium</i> , subsect. <i>Borealiamericanae</i>)	3953
<i>Viola beamanii</i> Calderón — accepted — (sect. <i>Nosphinium</i> , subsect. <i>Mexicanae</i>)	3954
<i>Viola beati</i> J. M. Watson & A. R. Flores — accepted — (sect. <i>Xylobasis</i>)	3955
<i>Viola beckeriana</i> J. M. Watson & A. R. Flores — accepted — (sect. <i>Sempervivum</i>)	3956
<i>Viola beckiana</i> Fiala ex Beck — accepted — (sect. <i>Melanium</i> , subsect. <i>Bracteolatae</i>)	3957
<i>Viola beckwithii</i> Torr. & A. Gray — accepted — (sect. <i>Chamaemelanium</i>)	3958
<i>Viola behboudiana</i> Rech. f. & Esfand. — accepted — (sect. <i>Sclerosium</i>)	3959
<i>Viola belophylla</i> Boissieu — accepted — (sect. <i>Plagiostigma</i> , subsect. <i>Patellares</i>)	3960
<i>Viola bertolonii</i> Pio — accepted — (sect. <i>Melanium</i> , subsect. <i>Bracteolatae</i>)	3961
<i>Viola betonicifolia</i> Sm. — accepted — (sect. <i>Plagiostigma</i> , subsect. <i>Patellares</i>)	3962
<i>Viola bezdelevae</i> Vorosch. — synonym of <i>V. kitamiana</i>	3963
<i>Viola bhutanica</i> H. Hara — accepted — (sect. <i>Plagiostigma</i> , subsect. <i>Patellares</i>)	3964
<i>Viola biflora</i> L. — accepted — (sect. <i>Chamaemelanium</i>)	3965
<i>Viola binayensis</i> Okamoto & K. Ueda — accepted — (sect. <i>Plagiostigma</i> , subsect. <i>Stolonosae</i>)	3966
<i>Viola bissellii</i> House — hybrid (<i>V. cucullata</i> × <i>V. sororia</i>)	3967
<i>Viola bissetii</i> Maxim. — accepted — (sect. <i>Plagiostigma</i> , subsect. <i>Stolonosae</i>)	3968
<i>Viola blanda</i> Willd. — accepted — (sect. <i>Plagiostigma</i> , subsect. <i>Stolonosae</i>)	3969
<i>Viola blandiformis</i> Nakai — synonym of <i>V. brachyceras</i>	3970
<i>Viola blaxlandiae</i> J. M. Watson & A. R. Flores — hybrid (<i>V. cotyledon</i> × <i>V. pachysoma</i>)	3971
<i>Viola bocquetiana</i> Yild. — accepted — (sect. <i>Viola</i> , subsect. <i>Viola</i>)	3972
<i>Viola boissieuana</i> Makino — accepted — (sect. <i>Plagiostigma</i> , subsect. <i>Patellares</i>)	3973
<i>Viola boliviana</i> Britton — accepted — (sect. <i>Leptidium</i>)	3974
<i>Viola bornmuelleri</i> Erben — accepted — (sect. <i>Melanium</i> , subsect. <i>Bracteolatae</i>)	3975
<i>Viola borussica</i> (Borbás) W. Becker — hybrid (<i>V. canina</i> × <i>V. reichenbachiana</i>)	3976
<i>Viola brachyantha</i> Stapf — synonym of <i>V. kitaibeliana</i> Schult.	3977
<i>Viola brachyceras</i> Turcz. — accepted — (sect. <i>Plagiostigma</i> , subsect. <i>Stolonosae</i>)	3978
<i>Viola brachypetala</i> Gay — synonym of <i>V. huidobrii</i>	3979
<i>Viola brachyphylla</i> W. Becker — accepted — (sect. <i>Melanium</i> , subsect. <i>Bracteolatae</i>)	3980
<i>Viola braunii</i> Borbás — hybrid (<i>V. canina</i> × <i>V. rupestris</i>)	3981
<i>Viola breviflora</i> Jungsim Lee & M. Kim — accepted — (sect. <i>Plagiostigma</i> , subsect. <i>Patellares</i>)	3982
<i>Viola brevipes</i> (M. S. Baker) auct., unpubl. — accepted — (sect. <i>Plagiostigma</i> , subsect. <i>Stolonosae</i>)	3983
<i>Viola brevistipulata</i> (Franch. & Sav.) W. Becker — accepted — (sect. <i>Chamaemelanium</i>)	3984
<i>Viola bridgesii</i> Britton — accepted — (sect. <i>Leptidium</i>)	3985
<i>Viola brittoniana</i> Pollard — accepted — (sect. <i>Nosphinium</i> , subsect. <i>Borealiamericanae</i>)	3986
<i>Viola bubanii</i> Timb.-Lagr. — accepted — (sect. <i>Melanium</i> , subsect. <i>Bracteolatae</i>)	3987
<i>Viola buchtieniana</i> W. Becker — synonym of <i>V. maculata</i> Cav.	3988
<i>Viola bulbosa</i> Maxim. — accepted — (sect. <i>Plagiostigma</i> , subsect. <i>Bulbosae</i>)	3989
<i>Viola burnatii</i> Gremli — hybrid (<i>V. riviniana</i> × <i>V. rupestris</i>)	3990
<i>Viola bustillosia</i> Gay — accepted — (sect. <i>Grandiflos</i>)	3991
<i>Viola calabra</i> (A. Terracc.) Ricceri & Moraldo — synonym of <i>V. aethnensis</i> subsp. <i>calabra</i>	3992
<i>Viola calaminaria</i> — synonym of <i>V. lutea</i>	3993
<i>Viola calcarata</i> L. — accepted — (sect. <i>Melanium</i> , subsect. <i>Bracteolatae</i>)	3994
<i>Viola calchaquiensis</i> W. Becker — accepted — (sect. <i>Rosulatae</i>)	3995
<i>Viola calcicola</i> R. A. McCauley & H. E. Ballard — accepted — (sect. <i>Nosphinium</i> , subsect. <i>Borealiamericanae</i>)	3996
<i>Viola caleyana</i> G. Don — accepted — (sect. <i>Plagiostigma</i> , subsect. <i>Bilobatae</i>)	3997
<i>Viola californica</i> M. S. Baker — accepted — (sect. <i>Chamaemelanium</i>)	3999
<i>Viola cameleo</i> H. Boissieu — accepted — (sect. <i>Chamaemelanium</i>)	4000
<i>Viola canadensis</i> L. — accepted — (sect. <i>Chamaemelanium</i>)	4001
<i>Viola canescens</i> Wall. — accepted — (sect. <i>Viola</i> , subsect. <i>Viola</i>)	4002
<i>Viola canina</i> L. — accepted — (sect. <i>Viola</i> , subsect. <i>Rostratae</i>)	4003
<i>Viola canobarbata</i> Leyb. — synonym of <i>V. montagnei</i>	4004
<i>Viola capillaris</i> Pers. — accepted — (sect. <i>Rubellium</i>)	4005
<i>Viola caspia</i> (Rupr.) Freyn — accepted — (sect. <i>Viola</i> , subsect. <i>Rostratae</i>)	4006
<i>Viola cassinensis</i> Strobl — synonym of <i>V. pseudogracilis</i> subsp. <i>cassinensis</i>	4007
<i>Viola caucasica</i> (Rupr.) Kolen. ex Juz. — accepted — (sect. <i>Chamaemelanium</i>)	4008
<i>Viola cavillieri</i> W. Becker — synonym of <i>V. calcarata</i> subsp. <i>cavillieri</i>	4009

<i>Viola cazorlensis</i> Gand. — accepted — (sect. <i>Delphiniopsis</i>)	4010
<i>Viola cenisia</i> L. — accepted — (sect. <i>Melanium</i> , subsect. <i>Bracteolatae</i>)	4011
<i>Viola cephalonica</i> Bornm. — accepted — (sect. <i>Melanium</i> , subsect. <i>Bracteolatae</i>)	4012
<i>Viola cerasifolia</i> A. St.-Hil. — accepted — (sect. <i>Leptidium</i>)	4013
<i>Viola cervatiana</i> Ricceri & Moraldo — synonym of <i>V. aethnensis</i>	4014
<i>Viola chaerophylloides</i> (Regel) W. Becker — synonym of <i>V. albida</i>	4015
<i>Viola chalcosperma</i> Brainerd — accepted — (sect. <i>Nosphinium</i> , subsect. <i>Borealiamericanae</i>)	4016
<i>Viola chamaedrys</i> Leyb. — accepted — (sect. <i>Rosulatae</i>)	4017
<i>Viola chamissoniana</i> Ging. — accepted — (sect. <i>Nosphinium</i> , subsect. <i>Nosphinium</i>)	4018
<i>Viola changii</i> J. S. Zhou & F. W. Xing — accepted — (sect. <i>Plagiostigma</i> , subsect. <i>Diffusae</i>)	4019
<i>Viola charlestonensis</i> M. S. Baker & J. C. Clausen — accepted — (sect. <i>Chamaemelanium</i>)	4020
<i>Viola chassanica</i> Kork. — synonym of <i>V. yamazawana</i>	4021
<i>Viola cheeseana</i> J. M. Watson — accepted — (sect. <i>Grandiflos</i>)	4022
<i>Viola cheiranthifolia</i> Bonpl. — accepted — (sect. <i>Melanium</i> , subsect. <i>Bracteolatae</i>)	4023
<i>Viola chejuensis</i> Y. N. Lee & Y. C. Oh — hybrid (<i>V. albida</i> × <i>V. phalacrocarpa</i>)	4024
<i>Viola chelmea</i> Boiss. — accepted — (sect. <i>Viola</i> , subsect. <i>Viola</i>)	4025
<i>Viola chiapasiensis</i> W. Becker — synonym of <i>V. nannei</i>	4026
<i>Viola chillanensis</i> Phil. — accepted — (sect. <i>Rosulatae</i>)	4027
<i>Viola chrysantha</i> Schrad. ex Rchb. — hybrid	4028
<i>Viola cilentana</i> Ricceri & Moraldo — synonym of <i>V. aethnensis</i>	4029
<i>Viola cilicica</i> Contandr. & Quézel — synonym of <i>V. jordanii</i>	4030
<i>Viola cinerea</i> Boiss. — accepted — (sect. <i>Sclerosium</i>)	4031
<i>Viola clauseniana</i> M. S. Baker — accepted — (sect. <i>Nosphinium</i> , subsect. <i>Clausenianae</i>)	4032
<i>Viola cleistogamoides</i> (L. G. Adams) Seppelt — accepted — (sect. <i>Erpetion</i>)	4033
<i>Viola cochranii</i> H. E. Ballard — accepted — (sect. <i>Plagiostigma</i> , subsect. <i>Stolonosae</i>)	4034
<i>Viola collina</i> Besser — accepted — (sect. <i>Viola</i> , subsect. <i>Viola</i>)	4035
<i>Viola columnaris</i> Skottsb. — accepted — (sect. <i>Sempervivum</i>)	4036
<i>Viola comberi</i> W. Becker — accepted — (sect. <i>Sempervivum</i>)	4037
<i>Viola commersonii</i> DC. ex Ging. — accepted — (sect. <i>Chilenium</i>)	4038
<i>Viola communis</i> Pollard — accepted — (sect. <i>Nosphinium</i> , subsect. <i>Borealiamericanae</i>)	4039
<i>Viola comollia</i> Massara — accepted — (sect. <i>Melanium</i> , subsect. <i>Bracteolatae</i>)	4040
<i>Viola concordifolia</i> C. J. Wang — synonym of <i>V. yunnanfuensis</i>	4041
<i>Viola confertifolia</i> C. C. Chang — accepted — (sect. <i>Chamaemelanium</i>)	4042
<i>Viola congesta</i> Gillies ex Hook. & Arn. — accepted — (sect. <i>Rosulatae</i>)	4043
<i>Viola conjugens</i> Greene — hybrid (<i>V. sagittata</i> × <i>V. sororia</i>)	4044
<i>Viola consobrina</i> House — hybrid (<i>V. affinis</i> × <i>V. hirsutula</i>)	4045
<i>Viola consocia</i> House — hybrid (<i>V. affinis</i> × <i>V. cucullata</i>)	4046
<i>Viola conspersa</i> Reichenbach — synonym of <i>V. labradorica</i>	4047
<i>Viola contempta</i> Jord. — hybrid (<i>V. arvensis</i> × <i>V. tricolor</i>)	4048
<i>Viola cooperrideri</i> H. E. Ballard — hybrid (<i>V. striata</i> × <i>V. walteri</i>)	4049
<i>Viola cordifolia</i> (Nutt.) Schwein. — hybrid (<i>V. hirsutula</i> × <i>V. sororia</i>)	4050
<i>Viola cornuta</i> L. — accepted — (sect. <i>Melanium</i> , subsect. <i>Bracteolatae</i>)	4051
<i>Viola coronifera</i> W. Becker — accepted — (sect. <i>Sempervivum</i>)	4052
<i>Viola corralensis</i> Phil. — synonym of <i>V. rubella</i>	4053
<i>Viola corsica</i> Nyman — accepted — (sect. <i>Melanium</i> , subsect. <i>Bracteolatae</i>)	4054
<i>Viola cotyledon</i> Ging. — accepted — (sect. <i>Sempervivum</i>)	4055
<i>Viola crassa</i> (Makino) Makino — accepted — (sect. <i>Chamaemelanium</i>)	4056
<i>Viola crassifolia</i> Fenzl — accepted — (sect. <i>Melanium</i> , subsect. <i>Bracteolatae</i>)	4057
<i>Viola crassiuscula</i> Bory — accepted — (sect. <i>Melanium</i> , subsect. <i>Bracteolatae</i>)	4058
<i>Viola cryana</i> Gillot — accepted — (sect. <i>Melanium</i> , subsect. <i>Bracteolatae</i>)	4059
<i>Viola cuatrecasasii</i> L. B. Sm. & A. Fernández — synonym of <i>V. scandens</i> var. <i>integristipula</i> Benoist	4060
<i>Viola cucullata</i> Aiton — accepted — (sect. <i>Nosphinium</i> , subsect. <i>Borealiamericanae</i>)	4061
<i>Viola cuicochensis</i> Hieron. — accepted — (sect. <i>Nosphinium</i> , subsect. <i>Mexicanae</i>)	4062
<i>Viola culminis</i> F. Fen. & Moraldo — accepted — (sect. <i>Melanium</i> , subsect. <i>Bracteolatae</i>)	4063
<i>Viola cuneata</i> S. Watson — accepted — (sect. <i>Chamaemelanium</i>)	4064
<i>Viola cunninghamii</i> Hook. f. — accepted — (sect. <i>Plagiostigma</i> , subsect. <i>Bilobatae</i>)	4065
<i>Viola curicoensis</i> W. Becker — synonym of <i>V. aurantiaca</i>	4066

<i>Viola curtisiae</i> (L. G. Adams) K. R. Thiele — accepted — (sect. <i>Erpetion</i>)	4067
<i>Viola curvistylis</i> Boissieu & Captin. — synonym of <i>V. yunnanensis</i>	4068
<i>Viola cuspidifolia</i> W. Becker — accepted — (sect. <i>Plagiostigma</i> , subsect. <i>Patellares</i>)	4069
<i>Viola cyathiformis</i> W. Becker — synonym of <i>V. aizoon</i>	4070
<i>Viola czemalensis</i> Zuev — synonym of <i>V. macroceras</i>	4071
<i>Viola dacica</i> Borbás — accepted — (sect. <i>Melanium</i> , subsect. <i>Bracteolatae</i>)	4072
<i>Viola dactyloides</i> Schult. — accepted — (sect. <i>Plagiostigma</i> , subsect. <i>Patellares</i>)	4073
<i>Viola dalatensis</i> Gagnep. — synonym of <i>V. hossei</i>	4074
<i>Viola dandoisiorum</i> J. M. Watson & A. R. Flores — accepted — (sect. <i>Relictium</i>)	4075
<i>Viola danielae</i> Pînzaru — unresolved — (sect. <i>Melanium</i> , subsect. <i>Bracteolatae</i>)	4076
<i>Viola dasyphylla</i> W. Becker — accepted — (sect. <i>Sempervivum</i>)	4077
<i>Viola davidii</i> Franch. — accepted — (sect. <i>Plagiostigma</i> , subsect. <i>Stolonosae</i>)	4078
<i>Viola davisii</i> House — hybrid (<i>V. affinis</i> × <i>V. brittoniana</i>)	4079
<i>Viola decipiens</i> Reiche — accepted — (sect. <i>Rosulatae</i>)	4080
<i>Viola declinata</i> Waldst. & Kit. — accepted — (sect. <i>Melanium</i> , subsect. <i>Bracteolatae</i>)	4081
<i>Viola decumbens</i> L. f. — accepted — (sect. <i>Melvio</i>)	4082
<i>Viola dehnhardtii</i> Ten. — synonym of <i>V. alba</i> subsp. <i>dehnhardtii</i>	4083
<i>Viola delavayi</i> Franch. — accepted — (sect. <i>Chamaemelanium</i>)	4084
<i>Viola delphinantha</i> Boiss. — accepted — (sect. <i>Delphiniopsis</i>)	4085
<i>Viola demetria</i> Prolongo ex Boiss. — accepted — (sect. <i>Melanium</i> , subsect. <i>Dispares</i>)	4086
<i>Viola denizliensis</i> O. D. Düsen, Göktürk, U. Sarpkaya & B. Gürcan — accepted — (sect. <i>Melanium</i> , subsect. <i>Ebracteatae</i>)	4087
<i>Viola deseglisei</i> Jord. ex Boreau — synonym of <i>V. arvensis</i>	4088
<i>Viola diamantiaca</i> Nakai — accepted — (sect. <i>Plagiostigma</i> , subsect. <i>Stolonosae</i>)	4089
<i>Viola dichroa</i> Boiss. — accepted — (sect. <i>Melanium</i> , subsect. <i>Bracteolatae</i>)	4090
<i>Viola diffusa</i> Ging. — accepted — (sect. <i>Plagiostigma</i> , subsect. <i>Diffusae</i>)	4091
<i>Viola dimorphophylla</i> Y. S. Chen & Q. E. Yang — accepted — (sect. <i>Chamaemelanium</i>)	4092
<i>Viola dirinliensis</i> Blaxland — accepted — (sect. <i>Melanium</i> , subsect. <i>Ebracteatae</i>)	4093
<i>Viola dirphyia</i> A. Tiniakou — accepted — (sect. <i>Viola</i> , subsect. <i>Rostratae</i>)	4094
<i>Viola disjuncta</i> W. Becker — synonym of <i>V. tricolor</i>	4095
<i>Viola dissecta</i> Ledeb. — synonym of <i>V. multifida</i>	4096
<i>Viola diversifolia</i> (Ging.) W. Becker — accepted — (sect. <i>Melanium</i> , subsect. <i>Bracteolatae</i>)	4097
<i>Viola doerfleri</i> Degen — accepted — (sect. <i>Melanium</i> , subsect. <i>Bracteolatae</i>)	4098
<i>Viola doii</i> Taken. — hybrid	4099
<i>Viola dombeyana</i> DC. ex Ging. — accepted — (sect. <i>Leptidium</i>)	4100
<i>Viola domeikoana</i> Gay — accepted — (sect. <i>Subandinium</i>)	4101
<i>Viola douglasii</i> Steud. — accepted — (sect. <i>Chamaemelanium</i>)	4102
<i>Viola dubia</i> Wiesb. — hybrid (<i>V. reichenbachiana</i> × <i>V. riviniana</i>)	4103
<i>Viola dubyana</i> Burnat ex Grenli — accepted — (sect. <i>Melanium</i> , subsect. <i>Bracteolatae</i>)	4104
<i>Viola duclouxii</i> W. Becker — accepted — (sect. <i>Plagiostigma</i> , subsect. <i>Australasiaticae</i>)	4105
<i>Viola dukadjinica</i> W. Becker & Koganin — accepted — (sect. <i>Melanium</i> , subsect. <i>Bracteolatae</i>)	4106
<i>Viola dyris</i> Maire — accepted — (sect. <i>Melanium</i> , subsect. <i>Dispares</i>)	4107
<i>Viola ebracteolata</i> Fenzl — synonym of <i>V. modesta</i>	4108
<i>Viola eclipses</i> H. E. Ballard — hybrid (<i>V. labradorica</i> × <i>V. striata</i>)	4109
<i>Viola ecuadorensis</i> W. Becker — synonym of <i>V. humilis</i>	4110
<i>Viola edulis</i> Spach — accepted — (sect. <i>Nosphinium</i> , subsect. <i>Borealiamericanae</i>)	4111
<i>Viola eglestonii</i> Brainerd — accepted — (sect. <i>Nosphinium</i> , subsect. <i>Borealiamericanae</i>)	4112
<i>Viola eizanensis</i> (Makino) Makino — synonym of <i>V. albida</i>	4113
<i>Viola eizasieboldii</i> Sugim. ex T. Shimizu — hybrid	4114
<i>Viola elatior</i> Fr. — accepted — (sect. <i>Viola</i> , subsect. <i>Rostratae</i>)	4115
<i>Viola elegantula</i> Schott — accepted — (sect. <i>Melanium</i> , subsect. <i>Bracteolatae</i>)	4116
<i>Viola emarginata</i> (Nutt.) Leconte — accepted — (sect. <i>Nosphinium</i> , subsect. <i>Borealiamericanae</i>)	4117
<i>Viola emeiensis</i> C. J. Wang — synonym of <i>V. bambusetorum</i>	4118
<i>Viola eminens</i> K. R. Thiele & Prober — accepted — (sect. <i>Erpetion</i>)	4119
<i>Viola eminii</i> (Engl.) R. E. Fr. — accepted — (sect. <i>Abyssinium</i>)	4120
<i>Viola enmae</i> P. Gonzáles — accepted — (sect. <i>Inconspicuiflos</i>)	4121
<i>Viola epipsila</i> Ledeb. — accepted — (sect. <i>Plagiostigma</i> , subsect. <i>Stolonosae</i>)	4122

<i>Viola epipsiloides</i> Á. Löve & D. Löve — accepted — (sect. <i>Plagiostigma</i> , subsect. <i>Stolonosae</i>)	4124
<i>Viola epirota</i> (Halácsy) Raus — accepted — (sect. <i>Melanium</i> , subsect. <i>Bracteolatae</i>)	4125
<i>Viola erdneri</i> Gerstl. — hybrid (<i>V. odorata</i> × <i>V. suavis</i>)	4126
<i>Viola eriocarpa</i> Schwein. — accepted — (sect. <i>Chamaemelanium</i>)	4127
<i>Viola ermenekensis</i> Yild. & Dinç — accepted — (sect. <i>Melanium</i> , subsect. <i>Ebracteatae</i>)	4128
<i>Viola erythraea</i> (Fiori) Chiov. — accepted — (sect. <i>Sclerosium</i>)	4129
<i>Viola escarapela</i> J. M. Watson & A. R. Flores — accepted — (sect. <i>Rosulatae</i>)	4130
<i>Viola escondidaensis</i> W. Becker — accepted — (sect. <i>Rhizomandinium</i>)	4131
<i>Viola etbaica</i> Schweinf. — accepted — (sect. <i>Sclerosium</i>)	4132
<i>Viola etrusca</i> Erben — accepted — (sect. <i>Melanium</i> , subsect. <i>Bracteolatae</i>)	4133
<i>Viola euboaea</i> Halácsy — accepted — (sect. <i>Melanium</i> , subsect. <i>Bracteolatae</i>)	4134
<i>Viola eugeniae</i> Parl. — accepted — (sect. <i>Melanium</i> , subsect. <i>Bracteolatae</i>)	4135
<i>Viola evae</i> Hieron. ex W. Becker — accepted — (sect. <i>Rosulatae</i>)	4136
<i>Viola exilis</i> Phil. — accepted — (sect. <i>Rosulatae</i>)	4137
<i>Viola eximia</i> Formánek — accepted — (sect. <i>Melanium</i> , subsect. <i>Bracteolatae</i>)	4138
<i>Viola exsul</i> J. M. Watson & A. R. Flores — accepted — (sect. <i>Rosulatae</i>)	4139
<i>Viola extremiorientalis</i> Vorosch. & N. S. Pavlova — synonym of <i>V. tokubuchiana</i>	4140
<i>Viola falconeri</i> Hook. f. & Thomson — synonym of <i>V. jordanii</i>	4141
<i>Viola fargesii</i> H. Boissieu — accepted — (sect. <i>Plagiostigma</i> , subsect. <i>Stolonosae</i>)	4142
<i>Viola farkasiana</i> J. M. Watson & A. R. Flores — accepted — (sect. <i>Rosulatae</i>)	4143
<i>Viola fauriana</i> W. Becker — accepted — (sect. <i>Viola</i> , subsect. <i>Rostratae</i>)	4144
<i>Viola fedtschenkoana</i> W. Becker — synonym of <i>V. caspia</i>	4145
<i>Viola ferdinandea</i> Ricceri & Moraldo — synonym of <i>V. aethnensis</i>	4146
<i>Viola ferrarinii</i> Moraldo & Ricceri — synonym of <i>V. aethnensis</i> subsp. <i>messanensis</i>	4147
<i>Viola ferreyrae</i> P. Gonzáles — accepted — (sect. <i>Rosulatae</i>)	4148
<i>Viola filicaulis</i> Hook. f. — accepted — (sect. <i>Nematocaulon</i>)	4149
<i>Viola filicetorum</i> Greene — hybrid (<i>V. affinis</i> × <i>V. sororia</i>)	4150
<i>Viola fimbriatula</i> Sm. — accepted — (sect. <i>Nosphinium</i> , subsect. <i>Borealiamericanae</i>)	4151
<i>Viola fischeri</i> W. Becker — accepted — (sect. <i>Chamaemelanium</i>)	4152
<i>Viola flagelliformis</i> Hemsl. — accepted — (sect. <i>Chamaemelanium</i>)	4153
<i>Viola flavicans</i> Wedd. — accepted — (sect. <i>Xanthidium</i>)	4154
<i>Viola flettii</i> Piper — accepted — (sect. <i>Chamaemelanium</i>)	4155
<i>Viola floridana</i> Brainerd — accepted — (sect. <i>Nosphinium</i> , subsect. <i>Borealiamericanae</i>)	4156
<i>Viola flos-idae</i> Hieron. — accepted — (sect. <i>Triflabellium</i>)	4157
<i>Viola fluehmannii</i> Phil. — accepted — (sect. <i>Ericoidium</i>)	4158
<i>Viola formosana</i> Hayata — accepted — (sect. <i>Plagiostigma</i> , subsect. <i>Formosanae</i>)	4159
<i>Viola Forrestiana</i> W. Becker — accepted — (sect. <i>Plagiostigma</i> , subsect. <i>Patellares</i>)	4160
<i>Viola forskalii</i> Greuter — synonym of <i>V. stocksii</i>	4161
<i>Viola fragrans</i> Sieber — accepted — (sect. <i>Melanium</i> , subsect. <i>Bracteolatae</i>)	4162
<i>Viola franksmithii</i> N. H. Holmgren — accepted — (sect. <i>Chamaemelanium</i>)	4163
<i>Viola friderici</i> W. Becker — accepted — (sect. <i>Rosulatae</i>)	4164
<i>Viola frigida</i> Phil. — accepted — (sect. <i>Rosulatae</i>)	4165
<i>Viola frondosa</i> (Velen.) Velen. — accepted — (sect. <i>Melanium</i> , subsect. <i>Bracteolatae</i>)	4166
<i>Viola frusinatae</i> Ricceri & Moraldo — synonym of <i>V. cassinensis</i> subsp. <i>cassinensis</i>	4167
<i>Viola fruticosa</i> W. Becker — synonym of <i>V. stipularis</i>	4168
<i>Viola fujisanensis</i> S. Watan. — hybrid	4169
<i>Viola fuscifolia</i> W. Becker — accepted — (sect. <i>Leptidium</i>)	4170
<i>Viola fuscoviolacea</i> (L. G. Adams) T. A. James — accepted — (sect. <i>Erpetion</i>)	4171
<i>Viola galeanaensis</i> M. S. Baker — accepted — (sect. <i>Chamaemelanium</i>)	4172
<i>Viola ganchouenensis</i> — synonym of <i>V. tienschiensis</i>	4173
<i>Viola ganeschii</i> Vl. V. Nikitin — hybrid (<i>V. mauritii</i> × <i>V. rupestris</i>)	4174
<i>Viola ganiatsasii</i> Erben — accepted — (sect. <i>Melanium</i> , subsect. <i>Bracteolatae</i>)	4175
<i>Viola gaviolii</i> Ricceri & Moraldo — synonym of <i>V. aethnensis</i>	4176
<i>Viola gelida</i> J. M. Watson, M. P. Cárdenas & A. R. Flores — accepted — (sect. <i>Rosulatae</i>)	4177
<i>Viola germainii</i> Sparre — accepted — (sect. <i>Chilenium</i>)	4178
<i>Viola glabella</i> Nutt. — accepted — (sect. <i>Chamaemelanium</i>)	4179
<i>Viola glaberrima</i> (Ging. ex Chapm.) House — accepted — (sect. <i>Chamaemelanium</i>)	4180

<i>Viola glandularis</i> H. E. Ballard & P. M. Jørg. — synonym of <i>V. stuebelii</i>	4181
<i>Viola glaucescens</i> Oudem. — accepted — (sect. <i>Plagiostigma</i> , subsect. <i>Stolonosae</i>)	4182
<i>Viola glechomoides</i> Leyb. — accepted — (sect. <i>Rosulatae</i>)	4183
<i>Viola gmeliniana</i> Schult. — accepted — (sect. <i>Plagiostigma</i> , subsect. <i>Patellares</i>)	4184
<i>Viola godoyae</i> Phil. — accepted — (sect. <i>Relictium</i>)	4185
<i>Viola gomphopetala</i> Greene — synonym of <i>V. praemorsa</i> var. <i>linguifolia</i> (Nutt.) M. Peck	4186
<i>Viola gostivariensis</i> Bornm. — accepted — (sect. <i>Melanium</i> , subsect. <i>Bracteolatae</i>)	4187
<i>Viola gotlandica</i> W. Becker — hybrid (<i>V. pumila</i> × <i>V. stagnina</i>)	4188
<i>Viola gracilis</i> Sm. — accepted — (sect. <i>Melanium</i> , subsect. <i>Bracteolatae</i>)	4189
<i>Viola gracillima</i> A. St.-Hil. — accepted — (sect. <i>Leptidium</i>)	4190
<i>Viola graeca</i> (W. Becker) Halácsy — accepted — (sect. <i>Melanium</i> , subsect. <i>Bracteolatae</i>)	4191
<i>Viola grahamii</i> Benth. — accepted — (sect. <i>Nosphinium</i> , subsect. <i>Mexicanae</i>)	4192
<i>Viola grandisepala</i> W. Becker — accepted — (sect. <i>Plagiostigma</i> , subsect. <i>Stolonosae</i>)	4193
<i>Viola granulosa</i> Wedd. — accepted — (sect. <i>Rosulatae</i>)	4194
<i>Viola grayi</i> Franch. & Sav. — accepted — (sect. <i>Viola</i> , subsect. <i>Rostratae</i>)	4195
<i>Viola greatrexii</i> Nakai & F. Maek. — hybrid	4196
<i>Viola grisebachiana</i> Vis. — accepted — (sect. <i>Melanium</i> , subsect. <i>Bracteolatae</i>)	4197
<i>Viola grubovii</i> V. V. Nikitin — hybrid	4198
<i>Viola grypoceras</i> A. Gray — accepted — (sect. <i>Viola</i> , subsect. <i>Rostratae</i>)	4199
<i>Viola guadalupensis</i> A. M. Powell & Wauer — accepted — (sect. <i>Chamaemelanium</i>)	4200
<i>Viola guangzhouensis</i> A. Q. Dong, J. S. Zhou & F. W. Xing — accepted — (sect. <i>Plagiostigma</i> , subsect. <i>Diffusae</i>)	4201
<i>Viola guatemalensis</i> W. Becker — accepted — (sect. <i>Nosphinium</i> , subsect. <i>Mexicanae</i>)	4203
<i>Viola guaxarensis</i> M. Marrero, Docoito Díaz & Martín Esquivel — accepted — (sect. <i>Melanium</i> , subsect. <i>Bracteolatae</i>)	4204
<i>Viola halacsyana</i> Degen & Dörfel. — hybrid	4206
<i>Viola hallii</i> A. Gray — accepted — (sect. <i>Chamaemelanium</i>)	4207
<i>Viola hamiltoniana</i> D. Don — accepted — (sect. <i>Plagiostigma</i> , subsect. <i>Bilobatae</i>)	4208
<i>Viola hancockii</i> W. Becker — accepted — (sect. <i>Plagiostigma</i> , subsect. <i>Patellares</i>)	4209
<i>Viola hastata</i> Michx. — accepted — (sect. <i>Chamaemelanium</i>)	4210
<i>Viola hederacea</i> Labill. — accepted — (sect. <i>Erpetion</i>)	4211
<i>Viola hediniana</i> W. Becker — accepted — (sect. <i>Chamaemelanium</i>)	4212
<i>Viola heldreichiana</i> Boiss. — accepted — (sect. <i>Melanium</i> , subsect. <i>Bracteolatae</i>)	4213
<i>Viola helena</i> C. N. Forbes & Lydgate — accepted — (sect. <i>Nosphinium</i> , subsect. <i>Nosphinium</i>)	4214
<i>Viola hemsleyana</i> Calderón — accepted — (sect. <i>Nosphinium</i> , subsect. <i>Mexicanae</i>)	4215
<i>Viola henriquesii</i> (Willk. ex Cout.) W. Becker — accepted — (sect. <i>Melanium</i> , subsect. <i>Bracteolatae</i>)	4216
<i>Viola henryi</i> H. Boissieu — accepted — (sect. <i>Viola</i> , subsect. <i>Rostratae</i>)	4217
<i>Viola herzogii</i> (W. Becker) Bornm. — accepted — (sect. <i>Melanium</i> , subsect. <i>Bracteolatae</i>)	4218
<i>Viola heterosepala</i> Boiss. & Heldr. — synonym of <i>V. aetolica</i> Boiss. & Heldr.	4219
<i>Viola hieronymi</i> W. Becker — accepted — (sect. <i>Semperovivum</i>)	4220
<i>Viola hillii</i> W. Becker — accepted — (sect. <i>Rosulatae</i>)	4221
<i>Viola hirsutula</i> Brainerd — accepted — (sect. <i>Nosphinium</i> , subsect. <i>Borealiamericanae</i>)	4222
<i>Viola hirta</i> L. — accepted — (sect. <i>Viola</i> , subsect. <i>Viola</i>)	4223
<i>Viola hirtiformis</i> Wiesb. — hybrid (<i>V. ambigua</i> × <i>V. hirta</i>)	4224
<i>Viola hirtipes</i> S. Moore — accepted — (sect. <i>Plagiostigma</i> , subsect. <i>Patellares</i>)	4225
<i>Viola hispida</i> Lam. — accepted — (sect. <i>Melanium</i> , subsect. <i>Bracteolatae</i>)	4226
<i>Viola hissarica</i> Juz. — synonym of <i>V. betonicifolia</i>	4227
<i>Viola hollickii</i> House — hybrid (<i>V. affinis</i> × <i>V. sagittata</i>)	4228
<i>Viola hondoensis</i> W. Becker & H. Boissieu — accepted — (sect. <i>Viola</i> , subsect. <i>Viola</i>)	4229
<i>Viola hookeri</i> Thomson ex Hook. f. — synonym of <i>V. sikkimensis</i>	4230
<i>Viola hookeriana</i> Kunth — accepted — (sect. <i>Nosphinium</i> , subsect. <i>Mexicanae</i>)	4231
<i>Viola hosakae</i> St. John — synonym of <i>V. kauaensis</i> var. <i>hosakae</i> (St. John) Havran & Ching Harbin	4232
<i>Viola hossei</i> W. Becker — accepted — (sect. <i>Plagiostigma</i> , subsect. <i>Australasiaticae</i>)	4233
<i>Viola howellii</i> A. Gray — accepted — (sect. <i>Nosphinium</i> , subsect. <i>Langsdorffiana</i>)	4234
<i>Viola huesoensis</i> Martic. — accepted — (sect. <i>Relictium</i>)	4235
<i>Viola huidobrii</i> Gay — accepted — (sect. <i>Viola</i> , subsect. <i>Rostratae</i>)	4236
<i>Viola huizhouensis</i> Y. S. Huang & Q. Fan — accepted — (sect. <i>Plagiostigma</i> , subsect. <i>Diffusae</i>)	4237

<i>Viola hultenii</i> W. Becker — synonym of <i>V. pallens</i>	4238
<i>Viola humilis</i> Kunth — accepted — (sect. <i>Nosphinium</i>, subsect. <i>Mexicanae</i>)	4239
<i>Viola hungarica</i> Degen & Sabr. — hybrid (<i>V. ambigua</i> × <i>V. odorata</i>)	4240
<i>Viola hupeiana</i> W. Becker — synonym of <i>V. arcuata</i>	4241
<i>Viola hybanthoides</i> W. B. Liao & Q. Fan — accepted — (sect. <i>Danxiaviola</i>)	4242
<i>Viola hymettia</i> Boiss. & Heldr. — accepted — (sect. <i>Melanium</i>, subsect. <i>Bracteolatae</i>)	4243
<i>Viola hyrcanica</i> Vl. V. Nikitin — hybrid (<i>V. reichenbachiana</i> × <i>V. sieheana</i>)	4244
<i>Viola ibukiana</i> Makino — hybrid (<i>V. albida</i> × <i>V. violacea</i>)	4245
<i>Viola igoschinae</i> Vl. V. Nikitin — hybrid (<i>V. canina</i> × <i>V. mauritii</i>)	4246
<i>Viola ilvensis</i> (W. Becker) Arrigoni — synonym of <i>V. corsica</i> subsp. <i>ilvensis</i>	4247
<i>Viola improcera</i> L. G. Adams — accepted — (sect. <i>Erpetion</i>)	4248
<i>Viola incisa</i> Turcz. — hybrid (<i>V. ingolensis</i> × [unknown])	4249
<i>Viola incissecta</i> Vl. V. Nikitin — hybrid	4250
<i>Viola incognita</i> Brainerd — accepted — (sect. <i>Plagiostigma</i>, subsect. <i>Stolonosae</i>)	4251
<i>Viola inconspicua</i> Blume — accepted — (sect. <i>Plagiostigma</i>, subsect. <i>Patellares</i>)	4252
<i>Viola indica</i> W. Becker — accepted — (sect. <i>Viola</i>, subsect. <i>Viola</i>)	4253
<i>Viola ingolensis</i> Elisafenko — accepted — (sect. <i>Plagiostigma</i>, subsect. <i>Patellares</i>)	4254
<i>Viola insessa</i> House — hybrid (<i>V. cucullata</i> × <i>V. nephrophylla</i>)	4255
<i>Viola insolita</i> House — hybrid (<i>V. brittoniana</i> × <i>V. sororia</i>)	4256
<i>Viola insularis</i> Nakai — synonym of <i>V. kusanoana</i>	4257
<i>Viola interjecta</i> Borbás — hybrid (<i>V. ambigua</i> × <i>V. hirta</i>)	4258
<i>Viola intersita</i> Beck — hybrid (<i>V. canina</i> × <i>V. riviniana</i>)	4259
<i>Viola irtutiana</i> Turcz. — synonym of <i>V. tenuicornis</i>	4260
<i>Viola irinae</i> Zolot. — synonym of <i>V. prionantha</i>	4261
<i>Viola isaurica</i> Contandr. & Quézel — accepted — (sect. <i>Viola</i>, subsect. <i>Viola</i>)	4262
<i>Viola iselensis</i> W. Becker — hybrid (<i>V. reichenbachiana</i> × <i>V. rupestris</i>)	4263
<i>Viola isopetala</i> Juz. — synonym of <i>V. caspia</i>	4264
<i>Viola ivonis</i> Erben — accepted — (sect. <i>Melanium</i>, subsect. <i>Bracteolatae</i>)	4265
<i>Viola iwagawae</i> Makino — accepted — (sect. <i>Plagiostigma</i>, subsect. <i>Patellares</i>)	4266
<i>Viola jalapaensis</i> W. Becker — accepted — (sect. <i>Plagiostigma</i>, subsect. <i>Stolonosae</i>)	4267
<i>Viola jangiensis</i> W. Becker — accepted — (sect. <i>Viola</i>, subsect. <i>Viola</i>)	4268
<i>Viola japonica</i> Langsd. ex Ging. — accepted — (sect. <i>Plagiostigma</i>, subsect. <i>Patellares</i>)	4269
<i>Viola jaubertiana</i> Marès & Vigin. — accepted — (sect. <i>Viola</i>, subsect. <i>Viola</i>)	4270
<i>Viola javanica</i> W. Becker — accepted — (sect. <i>Plagiostigma</i>, subsect. <i>Stolonosae</i>)	4271
<i>Viola jeniseensis</i> Zuev — synonym of <i>V. prionantha</i>	4272
<i>Viola jindoensis</i> M. Kim — hybrid	4273
<i>Viola jinggangshanensis</i> Z. L. Ning & J. P. Liao — accepted — (sect. <i>Plagiostigma</i>, subsect. <i>Diffusae</i>)	4274
<i>Viola jizushanensis</i> S. H. Huang — synonym of <i>V. rockiana</i>	4275
<i>Viola joannis-wagneri</i> Kárpáti — hybrid	4276
<i>Viola joergensenii</i> W. Becker — accepted — (sect. <i>Triflabellium</i>)	4277
<i>Viola johnstonii</i> W. Becker — accepted — (sect. <i>Relictium</i>)	4278
<i>Viola jooi</i> Janka — accepted — (sect. <i>Plagiostigma</i>, subsect. <i>Patellares</i>)	4279
<i>Viola jordanii</i> Hanry — accepted — (sect. <i>Viola</i>, subsect. <i>Rostratae</i>)	4280
<i>Viola josephii</i> J. M. Watson & A. R. Flores — hybrid (<i>V. triflabellata</i> × [unknown])	4281
<i>Viola juzepczukii</i> Vl. V. Nikitin — hybrid	4282
<i>Viola kalksburgensis</i> Wiesb. — hybrid (<i>V. alba</i> × <i>V. suavis</i>)	4283
<i>Viola kamtschadalorum</i> W. Becker & Hultén — synonym of <i>V. langsdorffii</i>	4284
<i>Viola karakulensis</i> Vl. V. Nikitin & O. Baranova — hybrid	4285
<i>Viola karlreicheana</i> Sanso, M. Seo & Xifreda — synonym of <i>V. montagnei</i>	4286
<i>Viola kashmiriana</i> W. Becker — synonym of <i>V. prionantha</i> subsp. <i>jaunsariensis</i> W. Becker	4287
<i>Viola kauaensis</i> A. Gray — accepted — (sect. <i>Nosphinium</i>, subsect. <i>Nosphinium</i>)	4288
<i>Viola keiskei</i> Miq. — accepted — (sect. <i>Plagiostigma</i>, subsect. <i>Patellares</i>)	4289
<i>Viola kermesina</i> W. Becker — accepted — (sect. <i>Rosulatae</i>)	4290
<i>Viola kernerii</i> Wiesb. — hybrid (<i>V. hirta</i> × <i>V. suavis</i>)	4291
<i>Viola kiangsiensis</i> — synonym of <i>V. kosanensis</i>	4292
<i>Viola kisoana</i> Nakai — hybrid	4293
<i>Viola kitaibeliana</i> Schult. — accepted — (sect. <i>Melanium</i>, subsect. <i>Bracteolatae</i>)	4294

<i>Viola kitamiana</i> Nakai — accepted — (sect. <i>Chamaemelanium</i>)	4295
<i>Viola kizildaghensis</i> Dinç & Yild. — accepted — (sect. <i>Viola</i> , subsect. <i>Viola</i>)	4296
<i>Viola kjellbergii</i> Melch. — accepted — (sect. <i>Plagiostigma</i> , subsect. <i>Stolonosae</i>)	4297
<i>Viola klingeana</i> Ronniger — hybrid (<i>V. canina</i> × <i>V. uliginosa</i>)	4298
<i>Viola kopaonikensis</i> Pancic ex Tomovic & Niketic — accepted — (sect. <i>Melanium</i> , subsect. <i>Bracteolatae</i>)	4299
<i>Viola kosanensis</i> Hayata — accepted — (sect. <i>Viola</i> , subsect. <i>Rostratae</i>)	4301
<i>Viola kosaninii</i> (Degen) Hayek — accepted — (sect. <i>Delphiniopsis</i>)	4302
<i>Viola kozo-poljanskii</i> Grosset — hybrid	4303
<i>Viola krascheninnikoviorum</i> Vl. — hybrid (<i>V. pumila</i> × <i>V. rupestris</i>)	4304
<i>Viola "kunawarensis"</i> auct. non Royle — synonym of <i>V. kunawurensis</i>	4305
<i>Viola kunawurensis</i> Royle — accepted — (sect. <i>Himalayum</i>)	4306
<i>Viola kupfferi</i> — synonym of <i>V. tricolor</i>	4307
<i>Viola kusanoana</i> Makino — accepted — (sect. <i>Viola</i> , subsect. <i>Rostratae</i>)	4308
<i>Viola kusnezowiana</i> W. Becker — accepted — (sect. <i>Chamaemelanium</i>)	4309
<i>Viola kwangtungensis</i> Melch. — accepted — (sect. <i>Plagiostigma</i> , subsect. <i>Australasiaticae</i>)	4310
<i>Viola labradorica</i> Schrank — accepted — (sect. <i>Viola</i> , subsect. <i>Rostratae</i>)	4311
<i>Viola lacmonica</i> Hausskn. — hybrid	4312
<i>Viola lactea</i> Sm. — accepted — (sect. <i>Viola</i> , subsect. <i>Rostratae</i>)	4313
<i>Viola lactiflora</i> Nakai — accepted — (sect. <i>Plagiostigma</i> , subsect. <i>Patellares</i>)	4314
<i>Viola lainzii</i> P. Monts. — synonym of <i>V. suavis</i>	4315
<i>Viola lanaiensis</i> W. Becker — accepted — (sect. <i>Nosphinium</i> , subsect. <i>Nosphinium</i>)	4316
<i>Viola lanceolata</i> L. — accepted — (sect. <i>Plagiostigma</i> , subsect. <i>Stolonosae</i>)	4317
<i>Viola langeana</i> Valentine — accepted — (sect. <i>Melanium</i> , subsect. <i>Bracteolatae</i>)	4318
<i>Viola langloisii</i> Greene — accepted — (sect. <i>Nosphinium</i> , subsect. <i>Borealiamericanae</i>)	4319
<i>Viola langsdorffii</i> Fisch. ex Ging. — accepted — (sect. <i>Nosphinium</i> , subsect. <i>Langsdorffianae</i>)	4320
<i>Viola lanifera</i> W. Becker — accepted — (sect. <i>Rosulatae</i>)	4321
<i>Viola laricicola</i> Marcussen — accepted — (sect. <i>Viola</i> , subsect. <i>Rostratae</i>)	4322
<i>Viola latisejala</i> — synonym of <i>V. tricolor</i>	4323
<i>Viola latistipula</i> Hemsl. — synonym of <i>V. flagelliformis</i>	4324
<i>Viola latiuscula</i> Greene — accepted — (sect. <i>Nosphinium</i> , subsect. <i>Borealiamericanae</i>)	4325
<i>Viola lehmannii</i> W. Becker ex H. E. Ballard & P. Jørg. — accepted — (sect. <i>Leptidium</i>)	4326
<i>Viola lepida</i> Jord. — synonym of <i>V. tricolor</i>	4327
<i>Viola leyboldiana</i> Phil. — accepted — (sect. <i>Sempeviovum</i>)	4328
<i>Viola lianhuashanensis</i> C. J. Wang & K. Sun — synonym of <i>V. bambusetorum</i>	4329
<i>Viola libanotica</i> Boiss. — accepted — (sect. <i>Viola</i> , subsect. <i>Viola</i>)	4330
<i>Viola lilascens</i> Heldr. ex Boiss. — synonym of <i>V. tricolor</i>	4331
<i>Viola lilliputana</i> Iltis & H. E. Ballard — accepted — (sect. <i>Inconspicuiiflos</i>)	4332
<i>Viola lilloana</i> W. Becker — accepted — (sect. <i>Rosulatae</i>)	4333
<i>Viola limbarae</i> (Merxm. & W. Lippert) Arrigoni — synonym of <i>V. corsica</i> subsp. <i>limbarae</i>	4334
<i>Viola linguifolia</i> Nutt. — synonym of <i>V. praemorsa</i> subsp. <i>linguifolia</i> (Nutt. ex Torr. & A. Gray) M. S. Baker	4335
<i>Viola lithion</i> N. H. Holmgren & P. K. Holmgren — accepted — (sect. <i>Chamaemelanium</i>)	4337
<i>Viola litoralis</i> Spreng. — synonym of <i>V. canina</i>	4338
<i>Viola livonica</i> Vl. V. Nikitin — synonym of <i>V. tricolor</i>	4339
<i>Viola llullailloensis</i> W. Becker — accepted — (sect. <i>Rosulatae</i>)	4340
<i>Viola lobata</i> Benth. — accepted — (sect. <i>Chamaemelanium</i>)	4341
<i>Viola lologensis</i> (W. Becker) J. M. Watson — accepted — (sect. <i>Sempeviovum</i>)	4342
<i>Viola longipetiolata</i> Ricceri & Moraldo — synonym of <i>V. eugeniae</i>	4343
<i>Viola lovelliana</i> Brainerd — accepted — (sect. <i>Nosphinium</i> , subsect. <i>Borealiamericanae</i>)	4344
<i>Viola lucens</i> W. Becker — accepted — (sect. <i>Plagiostigma</i> , subsect. <i>Diffusae</i>)	4345
<i>Viola luciae</i> Skottsbo. — hybrid (<i>V. chamissoniana</i> × <i>V. maviensis</i>)	4346
<i>Viola lunata</i> Ridl. — synonym of <i>V. hamiltoniana</i>	4347
<i>Viola lungtungensis</i> S. S. Ying — synonym of <i>V. betonicifolia</i>	4348
<i>Viola lutea</i> Huds. — accepted — (sect. <i>Melanium</i> , subsect. <i>Bracteolatae</i>)	4349
<i>Viola lyallii</i> Hook. f. — accepted — (sect. <i>Plagiostigma</i> , subsect. <i>Bilobatae</i>)	4350
<i>Viola macedonica</i> Boiss. & Heldr. — synonym of <i>V. tricolor</i>	4351

<i>Viola macloskeyi</i> F. E. Lloyd — accepted — (sect. <i>Plagiostigma</i> , subsect. <i>Stolonosae</i>)	4352
<i>Viola macroceras</i> Bunge — accepted — (sect. <i>Plagiostigma</i> , subsect. <i>Patellares</i>)	4353
<i>Viola maculata</i> Cav. — accepted — (sect. <i>Chilenium</i>)	4354
<i>Viola magellanica</i> G. Forst. — accepted — (sect. <i>Chilenium</i>)	4355
<i>Viola magellensis</i> Porta & Rigo ex Strobl — accepted — (sect. <i>Melanium</i> , subsect. <i>Bracteolatae</i>)	4356
<i>Viola magnifica</i> C. J. Wang & X. D. Wang — accepted — (sect. <i>Plagiostigma</i> , subsect. <i>Patellares</i>)	4357
<i>Viola majchurenensis</i> Pissjauk. — accepted — (sect. <i>Chamaemelanium</i>)	4358
<i>Viola malteana</i> House — hybrid (<i>V. conspersa</i> × <i>V. rostrata</i>)	4359
<i>Viola mandonii</i> W. Becker — accepted — (sect. <i>Leptidium</i>)	4360
<i>Viola mandshurica</i> W. Becker — accepted — (sect. <i>Plagiostigma</i> , subsect. <i>Patellares</i>)	4361
<i>Viola maoershanensis</i> Y. S. Chen & Q. E. Yang — accepted — (sect. <i>Plagiostigma</i> , subsect. <i>Stolonosae</i>)	4362
<i>Viola marcelorosasii</i> J. M. Watson & A. R. Flores — accepted — (sect. <i>Relictium</i>)	4364
<i>Viola mariae</i> W. Becker — accepted — (sect. <i>Viola</i> , subsect. <i>Rostratae</i>)	4365
<i>Viola markgrafii</i> W. Becker — hybrid	4366
<i>Viola maroccana</i> (Maire) Maire — synonym of <i>V. alba</i> subsp. <i>dehnhardtii</i>	4367
<i>Viola matczkasensis</i> Vl. V. Nikitin — hybrid (<i>V. collina</i> × <i>V. mirabilis</i>)	4368
<i>Viola mauritii</i> Tepl. — accepted — (sect. <i>Viola</i> , subsect. <i>Rostratae</i>)	4369
<i>Viola maviensis</i> H. Mann — accepted — (sect. <i>Nosphinium</i> , subsect. <i>Nosphinium</i>)	4370
<i>Viola maximowicziana</i> Makino — accepted — (sect. <i>Plagiostigma</i> , subsect. <i>Patellares</i>)	4371
<i>Viola maymanica</i> Grey-Wilson — accepted — (sect. <i>Spathulidium</i>)	4372
<i>Viola mearnsii</i> Merr. — accepted — (sect. <i>Plagiostigma</i> , subsect. <i>Patellares</i>)	4373
<i>Viola melissifolia</i> Greene — hybrid (<i>V. septentrionalis</i> × <i>V. sororia</i>)	4374
<i>Viola membranacea</i> W. Becker — accepted — (sect. <i>Inconspicuiiflos</i>)	4375
<i>Viola menitzkii</i> Vl. V. Nikitin — hybrid (<i>V. arvensis</i> × <i>V. occulta</i>)	4376
<i>Viola mercurii</i> Orph. ex Halácsy — accepted — (sect. <i>Melanium</i> , subsect. <i>Ebracteatae</i>)	4377
<i>Viola merrilliana</i> W. Becker — accepted — (sect. <i>Plagiostigma</i> , subsect. <i>Bilobatae</i>)	4378
<i>Viola merxmülleri</i> Erben — accepted — (sect. <i>Melanium</i> , subsect. <i>Bracteolatae</i>)	4379
<i>Viola mesadensis</i> W. Becker — accepted — (sect. <i>Triflabellium</i>)	4380
<i>Viola methodiana</i> Const. & Gand. — synonym of <i>V. scorpiuroides</i>	4381
<i>Viola miaolingensis</i> Y. S. Chen — accepted — (sect. <i>Plagiostigma</i> , subsect. <i>Patellares</i>)	4382
<i>Viola micranthella</i> Wedd. — accepted — (sect. <i>Sempervivum</i>)	4383
<i>Viola microcentra</i> W. Becker — accepted — (sect. <i>Plagiostigma</i> , subsect. <i>Patellares</i>)	4384
<i>Viola microphylla</i> Phil. — synonym of <i>V. philippii</i>	4385
<i>Viola milanae</i> Vl. V. Nikitin — synonym of <i>V. dissecta</i>	4386
<i>Viola minuscula</i> Greene — accepted — (sect. <i>Plagiostigma</i> , subsect. <i>Stolonosae</i>)	4387
<i>Viola minuta</i> M. Bieb. — accepted — (sect. <i>Melanium</i> , subsect. <i>Bracteolatae</i>)	4388
<i>Viola minutiflora</i> Phil. — accepted — (sect. <i>Subandinium</i>)	4389
<i>Viola mirabilis</i> L. — accepted — (sect. <i>Viola</i> , subsect. <i>Rostratae</i>)	4390
<i>Viola missouriensis</i> Greene — accepted — (sect. <i>Nosphinium</i> , subsect. <i>Borealiamericanae</i>)	4391
<i>Viola mixta</i> A. Kern. — hybrid (<i>V. canina</i> × <i>V. reichenbachiana</i>)	4392
<i>Viola miyajiana</i> Koidz. — hybrid	4393
<i>Viola modesta</i> Fenzl — accepted — (sect. <i>Melanium</i> , subsect. <i>Ebracteatae</i>)	4394
<i>Viola molisana</i> Ricceri & Moraldo — synonym of <i>V. eugeniae</i>	4395
<i>Viola mollicula</i> House — hybrid (<i>V. minuscula</i> × <i>V. primulifolia</i>)	4396
<i>Viola monbeigii</i> — synonym of <i>V. belophylla</i>	4397
<i>Viola mongolica</i> Franch. — accepted — (sect. <i>Plagiostigma</i> , subsect. <i>Patellares</i>)	4398
<i>Viola montagnei</i> Gay — accepted — (sect. <i>Rosulatae</i>)	4399
<i>Viola montcaunica</i> Pau — accepted — (sect. <i>Melanium</i> , subsect. <i>Bracteolatae</i>)	4400
<i>Viola moupinensis</i> Franch. — accepted — (sect. <i>Plagiostigma</i> , subsect. <i>Stolonosae</i>)	4401
<i>Viola mrkoviciana</i> Velen. — synonym of <i>V. hertzogii</i>	4402
<i>Viola mucronulifera</i> Hand.-Mazz. — accepted — (sect. <i>Plagiostigma</i> , subsect. <i>Australasiaticae</i>)	4403
<i>Viola muehldorfii</i> Kiss — accepted — (sect. <i>Chamaemelanium</i>)	4404
<i>Viola mulfordiae</i> Pollard — hybrid (<i>V. brittoniana</i> × <i>V. sagittata</i>)	4405
<i>Viola muliensis</i> Y. S. Chen & Q. E. Yang — accepted — (sect. <i>Chamaemelanium</i>)	4406
<i>Viola multifida</i> Willd. ex Schult. — accepted — (sect. <i>Plagiostigma</i> , subsect. <i>Patellares</i>)	4407
<i>Viola munbyana</i> Boiss. & Reut. — accepted — (sect. <i>Melanium</i> , subsect. <i>Bracteolatae</i>)	4408

<i>Viola mumozensis</i> W. Becker — synonym of <i>V. rodriguezii</i>	4409
<i>Viola murronensis</i> Ricceri & Moraldo — synonym of <i>V. eugeniae</i>	4410
<i>Viola muscoides</i> Phil. — synonym of <i>V. tridentata</i>	4411
<i>Viola nagasawae</i> Makino & Hayata — accepted — (sect. <i>Plagiostigma</i>, subsect. <i>Diffusae</i>)	4412
<i>Viola najadum</i> Wein — hybrid	4413
<i>Viola nana</i> (DC. ex Ging.) Le Jol. — accepted — (sect. <i>Melanium</i>, subsect. <i>Bracteolatae</i>)	4414
<i>Viola nanlingensis</i> J. S. Zhou & F. W. Xing — accepted — (sect. <i>Plagiostigma</i>, subsect. <i>Diffusae</i>)	4415
<i>Viola nanmae</i> R. E. Fr. — accepted — (sect. <i>Abyssinium</i>)	4416
<i>Viola nanmei</i> Pol. — accepted — (sect. <i>Nosphinium</i>, subsect. <i>Mexicanae</i>)	4417
<i>Viola napae</i> House — hybrid (<i>V. nephrophylla</i> × <i>V. sororia</i>)	4418
<i>Viola nassauvioides</i> Phil. — accepted — (sect. <i>Confertae</i>)	4419
<i>Viola nebrodensis</i> C. Presl — accepted — (sect. <i>Melanium</i>, subsect. <i>Bracteolatae</i>)	4420
<i>Viola neglectiformis</i> V. V. Nikitin — hybrid (<i>V. canina</i> × <i>V. tanaitica</i>)	4421
<i>Viola nemoralis</i> Kütz. — synonym of <i>V. canina</i>	4422
<i>Viola nephrophylla</i> Greene — accepted — (sect. <i>Nosphinium</i>, subsect. <i>Borealiamericanae</i>)	4423
<i>Viola niederleinii</i> W. Becker — accepted — (sect. <i>Rosulatae</i>)	4424
<i>Viola nikitinii</i> Vasjukov — hybrid	4425
<i>Viola nitida</i> Y. S. Chen & Q. E. Yang — accepted — (sect. <i>Plagiostigma</i>, subsect. <i>Stolonosae</i>)	4426
<i>Viola nivalis</i> Benth. — synonym of <i>V. bangii</i>	4427
<i>Viola nobilis</i> W. Becker — accepted — (sect. <i>Sempeviovum</i>)	4428
<i>Viola notabilis</i> E. P. Bicknell — hybrid (<i>V. brittoniana</i> × <i>V. cucullata</i>)	4429
<i>Viola novae-angliae</i> House — accepted — (sect. <i>Nosphinium</i>, subsect. <i>Borealiamericanae</i>)	4430
<i>Viola nubigena</i> Leyb. — accepted — (sect. <i>Subandinium</i>)	4431
<i>Viola nuda</i> W. Becker — accepted — (sect. <i>Plagiostigma</i>, subsect. <i>Stolonosae</i>)	4432
<i>Viola nuevoleonensis</i> W. Becker — accepted — (sect. <i>Nosphinium</i>, subsect. <i>Borealiamericanae</i>)	4433
<i>Viola nujiangensis</i> Y. S. Chen & X. H. Jin — accepted — (sect. <i>Plagiostigma</i>, subsect. <i>Patellares</i>)	4434
<i>Viola nummulariifolia</i> All. — synonym of <i>V. argenteria</i>	4435
<i>Viola nummulariifolia</i> Vill. — synonym of <i>V. rupestris</i>	4436
<i>Viola nuttallii</i> Pursh — accepted — (sect. <i>Chamaemelanium</i>)	4437
<i>Viola oahuensis</i> C. N. Forbes — accepted — (sect. <i>Nosphinium</i>, subsect. <i>Nosphinium</i>)	4438
<i>Viola obituarialia</i> J. M. Watson & A. R. Flores — accepted — (sect. <i>Sempeviovum</i>)	4439
<i>Viola obliqua</i> Aiton — unresolved, nomen ambiguum — (sect. <i>Nosphinium</i> , subsect. <i>Borealiamericanae</i>)	4440
<i>Viola oblonga</i> Blatt. — unresolved, possible synonym of <i>V. jordanii</i>	4441
<i>Viola obtusa</i> (Makino) Makino — accepted — (sect. <i>Viola</i>, subsect. <i>Rostratae</i>)	4442
<i>Viola obtusocuminata</i> T. Hashim. ex T. Shimizu — hybrid	4443
<i>Viola obtusogrypoceras</i> Makino — hybrid	4444
<i>Viola occidentalis</i> (A. Gray) Howell — accepted — (sect. <i>Plagiostigma</i>, subsect. <i>Stolonosae</i>)	4445
<i>Viola occulta</i> Lehm. — accepted — (sect. <i>Melanium</i>, subsect. <i>Ebracteatae</i>)	4446
<i>Viola ocellata</i> Torr. & A. Gray — accepted — (sect. <i>Chamaemelanium</i>)	4447
<i>Viola odontocalycina</i> Boiss. — accepted — (sect. <i>Melanium</i>, subsect. <i>Bracteolatae</i>)	4448
<i>Viola odorata</i> L. — accepted — (sect. <i>Viola</i>, subsect. <i>Viola</i>)	4449
<i>Viola okinawensis</i> K. Nakaj., nom. nud. — synonym of <i>V. utchinensis</i> Koidz.	4450
<i>Viola okuharae</i> F. Maek. ex T. Shimizu — hybrid	4451
<i>Viola oligyrtia</i> A. Tiniakou — accepted — (sect. <i>Viola</i>, subsect. <i>Rostratae</i>)	4452
<i>Viola olimpia</i> Beggiat. — hybrid	4453
<i>Viola orbelica</i> Pancic — accepted — (sect. <i>Melanium</i>, subsect. <i>Bracteolatae</i>)	4454
<i>Viola orbiculata</i> Geyer ex Holz. — accepted — (sect. <i>Chamaemelanium</i>)	4455
<i>Viola oreades</i> M. Bieb. — accepted — (sect. <i>Melanium</i>, subsect. <i>Bracteolatae</i>)	4456
<i>Viola orientalis</i> (Maxim.) W. Becker — accepted — (sect. <i>Chamaemelanium</i>)	4457
<i>Viola orphanidis</i> Boiss. — accepted — (sect. <i>Melanium</i>, subsect. <i>Bracteolatae</i>)	4458
<i>Viola orthoceras</i> Ledeb. — accepted — (sect. <i>Melanium</i>, subsect. <i>Bracteolatae</i>)	4459
<i>Viola ovalleana</i> Phil. — accepted — (sect. <i>Relictium</i>)	4460
<i>Viola ovato-oblonga</i> (Miq.) Makino — accepted — (sect. <i>Viola</i>, subsect. <i>Rostratae</i>)	4461
<i>Viola oxyodontis</i> H. E. Ballard — accepted — (sect. <i>Nosphinium</i>, subsect. <i>Mexicanae</i>)	4462
<i>Viola pachyrrhiza</i> Boiss. & Hohen. — accepted — (sect. <i>Spathulidium</i>)	4463
<i>Viola pachysoma</i> M. Sheader & J. M. Watson — accepted — (sect. <i>Sempeviovum</i>)	4464
<i>Viola pacifica</i> Juz. — accepted — (sect. <i>Plagiostigma</i>, subsect. <i>Patellares</i>)	4465

<i>Viola painteri</i> Rose & House — accepted — (sect. <i>Chamaemelanium</i>)	4466
<i>Viola palatina</i> Y. N. Lee — hybrid (<i>V. albida</i> × <i>V. japonica</i>)	4467
<i>Viola palentina</i> Losa — synonym of <i>V. bubanii</i>	4468
<i>Viola pallascaensis</i> W. Becker — accepted — (sect. <i>Xanthidium</i>)	4469
<i>Viola pallens</i> (Banks) Brainerd — synonym of <i>V. palustris</i>	4470
<i>Viola palmata</i> L. — accepted — (sect. <i>Nosphinium</i> , subsect. <i>Borealiamericanae</i>)	4471
<i>Viola palmensis</i> (Webb & Berthel.) Sauer — accepted — (sect. <i>Melanium</i> , subsect. <i>Bracteolatae</i>)	4472
<i>Viola palustris</i> L. — accepted — (sect. <i>Plagiostigma</i> , subsect. <i>Stolonosae</i>)	4473
<i>Viola papilionacea</i> Pursh — synonym of <i>V. affinis</i>	4474
<i>Viola papuana</i> W. Becker & Pülle — accepted — (sect. <i>Viola</i> , subsect. <i>Rostratae</i>)	4475
<i>Viola paradoxa</i> Lowe — accepted — (sect. <i>Melanium</i> , subsect. <i>Bracteolatae</i>)	4476
<i>Viola paravaginata</i> H. Hara — synonym of <i>V. moupinensis</i>	4477
<i>Viola parnonia</i> Kit Tan, Sfikas & Vold — accepted — (sect. <i>Melanium</i> , subsect. <i>Bracteolatae</i>)	4478
<i>Viola parviflora</i> Mutis ex L. f. — synonym of <i>Pombalia parviflora</i> (Mutis ex L.fil.) Paula-Souza	4479
<i>Viola parvula</i> Tineo — accepted — (sect. <i>Melanium</i> , subsect. <i>Ebracteatae</i>)	4480
<i>Viola pascua</i> W. Becker — synonym of <i>V. eximia</i> subsp. <i>eximia</i>	4481
<i>Viola patrinii</i> Ging. — accepted — (sect. <i>Plagiostigma</i> , subsect. <i>Patellares</i>)	4482
<i>Viola pectinata</i> E. P. Bicknell — accepted — (sect. <i>Nosphinium</i> , subsect. <i>Borealiamericanae</i>)	4483
<i>Viola pedata</i> L. — accepted — (sect. <i>Nosphinium</i> , subsect. <i>Pedatae</i>)	4484
<i>Viola pedatifida</i> G. Don — accepted — (sect. <i>Nosphinium</i> , subsect. <i>Borealiamericanae</i>)	4485
<i>Viola pedunculata</i> Torr. & A. Gray — accepted — (sect. <i>Chamaemelanium</i>)	4486
<i>Viola pekinensis</i> (Regel) W. Becker — accepted — (sect. <i>Plagiostigma</i> , subsect. <i>Patellares</i>)	4487
<i>Viola pendulicarpa</i> W. Becker — accepted — (sect. <i>Viola</i> , subsect. <i>Rostratae</i>)	4488
<i>Viola pentadactyla</i> Fenzl — accepted — (sect. <i>Melanium</i> , subsect. <i>Ebracteatae</i>)	4489
<i>Viola perinensis</i> W. Becker — accepted — (sect. <i>Melanium</i> , subsect. <i>Bracteolatae</i>)	4490
<i>Viola perplexa</i> Gremler — hybrid (<i>V. mirabilis</i> × <i>V. reichenbachiana</i>)	4491
<i>Viola perpusilla</i> Boissieu — accepted — (sect. <i>Plagiostigma</i> , subsect. <i>Patellares</i>)	4492
<i>Viola perreniformis</i> (L. G. Adams) R. J. Little & Leiper — accepted — (sect. <i>Erpetion</i>)	4493
<i>Viola petelotii</i> W. Becker ex Gagnep. — accepted — (sect. <i>Plagiostigma</i> , subsect. <i>Stolonosae</i>)	4494
<i>Viola petraea</i> W. Becker — accepted — (sect. <i>Sempervivum</i>)	4495
<i>Viola phalacrocarpa</i> Maxim. — accepted — (sect. <i>Plagiostigma</i> , subsect. <i>Patellares</i>)	4496
<i>Viola philippiana</i> Greene — accepted — (sect. <i>Rosulatae</i>)	4497
<i>Viola philippica</i> Cav. — accepted — (sect. <i>Plagiostigma</i> , subsect. <i>Patellares</i>)	4498
<i>Viola philippii</i> Leyb. — accepted — (sect. <i>Rosulatae</i>)	4499
<i>Viola phitosiana</i> Erben — accepted — (sect. <i>Melanium</i> , subsect. <i>Bracteolatae</i>)	4500
<i>Viola pilosa</i> Blume — accepted — (sect. <i>Viola</i> , subsect. <i>Viola</i>)	4501
<i>Viola pinetorum</i> Greene — accepted — (sect. <i>Chamaemelanium</i>)	4502
<i>Viola pinnata</i> L. — accepted — (sect. <i>Plagiostigma</i> , subsect. <i>Patellares</i>)	4503
<i>Viola pitouchaoensis</i> S. S. Ying — synonym of <i>V. confusa</i>	4504
<i>Viola placida</i> W. Becker — unresolved — (sect. <i>Plagiostigma</i>)	4505
<i>Viola pluricaulis</i> Borbás — hybrid (<i>V. alba</i> × <i>V. odorata</i>)	4506
<i>Viola pluviae</i> Marcussen, H. E. Ballard & Blaxland — accepted — (sect. <i>Plagiostigma</i> , subsect. <i>Stolonosae</i>)	4507
<i>Viola poelliana</i> Murr — hybrid	4509
<i>Viola poetica</i> Boiss. & Spruner — accepted — (sect. <i>Melanium</i> , subsect. <i>Dispares</i>)	4510
<i>Viola pogonantha</i> W. W. Smith — synonym of <i>V. pilosa</i>	4511
<i>Viola poltavensis</i> Vl. V. Nikitin — hybrid (<i>V. elatior</i> × <i>V. riviniana</i>)	4512
<i>Viola polycephala</i> H. E. Ballard & P. M. Jørg. — accepted — (sect. <i>Sempervivum</i>)	4513
<i>Viola polyopoda</i> Turcz. — accepted — (sect. <i>Subandinium</i>)	4514
<i>Viola popovae</i> Vl. V. Nikitin — hybrid (<i>V. canina</i> × <i>V. sieheana</i>)	4515
<i>Viola populifolia</i> Greene — hybrid (<i>V. sororia</i> × <i>V. triloba</i>)	4516
<i>Viola porphyrea</i> R. Uechtr. — hybrid (<i>V. collina</i> × <i>V. odorata</i>)	4517
<i>Viola portalesia</i> Gay — accepted — (sect. <i>Rubellium</i>)	4518
<i>Viola porteriana</i> Pollard — hybrid (<i>V. cucullata</i> × <i>V. sagittata</i>)	4519
<i>Viola portulacae</i> Leyb. — accepted — (sect. <i>Sempervivum</i>)	4520
<i>Viola praemorsa</i> Douglas — accepted — (sect. <i>Chamaemelanium</i>)	4521
<i>Viola pratincola</i> Greene — accepted — (sect. <i>Nosphinium</i> , subsect. <i>Borealiamericanae</i>)	4522

<i>Viola primorskajensis</i> (W. Becker) Vorosch. — synonym of <i>V. variegata</i>	4523
<i>Viola primulifolia</i> L. — accepted — (sect. <i>Plagiostigma</i> , subsect. <i>Stolonosae</i>)	4524
<i>Viola principis</i> Boissieu — accepted — (sect. <i>Plagiostigma</i> , subsect. <i>Stolonosae</i>)	4525
<i>Viola prionantha</i> Bunge — accepted — (sect. <i>Plagiostigma</i> , subsect. <i>Patellares</i>)	4526
<i>Viola producta</i> W. Becker — unresolved — (subg. <i>Neoandinium</i>)	4527
<i>Viola psammophila</i> Phil. — synonym of <i>V. polypoda</i>	4528
<i>Viola pseudaelolica</i> Tomovic, Melovski & Niketic — accepted — (sect. <i>Melanium</i> , subsect. <i>Bracteolatae</i>)	4529
<i>Viola pseudobambusetorum</i> C. C. Chang — synonym of <i>V. bambusetorum</i>	4531
<i>Viola pseudogracilis</i> (A. Terracc.) Strobl ex Degen & Dörfel. — accepted — (sect. <i>Melanium</i> , subsect. <i>Bracteolatae</i>)	4532
<i>Viola pseudograeca</i> Erben — accepted — (sect. <i>Melanium</i> , subsect. <i>Bracteolatae</i>)	4534
<i>Viola pseudojaponica</i> — synonym of <i>V. philippica</i>	4535
<i>Viola pseudomakinoi</i> M. Mizush. ex T. Shimizu — hybrid	4536
<i>Viola pseudomirabilis</i> H. J. Coste — accepted — (sect. <i>Viola</i> , subsect. <i>Rostratae</i>)	4537
<i>Viola pubescens</i> Aiton — accepted — (sect. <i>Chamaemelanium</i>)	4538
<i>Viola pulvinata</i> Reiche — accepted — (sect. <i>Subandinium</i>)	4539
<i>Viola pumila</i> Chaix — accepted — (sect. <i>Viola</i> , subsect. <i>Rostratae</i>)	4540
<i>Viola purpurea</i> Kellogg — accepted — (sect. <i>Chamaemelanium</i>)	4541
<i>Viola pusilla</i> Poepp. — accepted — (sect. <i>Subandinium</i>)	4542
<i>Viola pusillima</i> Wedd. — accepted — (sect. <i>Sempervivum</i>)	4543
<i>Viola pygmaea</i> Juss. ex Poir. — accepted — (sect. <i>Sempervivum</i>)	4544
<i>Viola pynzarii</i> Vl. V. Nikitin — hybrid (<i>V. reichenbachiana</i> × <i>V. tanaitica</i>)	4545
<i>Viola pyrenaica</i> Ramond ex DC. — accepted — (sect. <i>Viola</i> , subsect. <i>Viola</i>)	4546
<i>Viola quercetorum</i> M. S. Baker & J. C. Clausen — accepted — (sect. <i>Chamaemelanium</i>)	4547
<i>Viola raddeana</i> Regel — accepted — (sect. <i>Plagiostigma</i> , subsect. <i>Bilobatae</i>)	4548
<i>Viola rafinesquei</i> Greene — accepted — (sect. <i>Melanium</i> , subsect. <i>Cleistogamae</i>)	4549
<i>Viola ramiflora</i> K. O. Yoo — unresolved — (sect. <i>Plagiostigma</i> , subsect. <i>Patellares</i>)	4550
<i>Viola ramosiana</i> W. Becker — synonym of <i>V. sikkimensis</i>	4551
<i>Viola rauliniana</i> Erben — accepted — (sect. <i>Melanium</i> , subsect. <i>Ebracteatae</i>)	4552
<i>Viola raunsiensis</i> W. Becker & Ko?anin — hybrid (<i>V. canina</i> × <i>V. pumila</i>)	4553
<i>Viola rausii</i> Erben — accepted — (sect. <i>Melanium</i> , subsect. <i>Bracteolatae</i>)	4554
<i>Viola redacta</i> House — hybrid (<i>V. hirsutula</i> × <i>V. sagittata</i>)	4555
<i>Viola regina</i> J. M. Watson & A. R. Flores — accepted — (sect. <i>Sempervivum</i>)	4556
<i>Viola reichei</i> Skottsbo. ex Macloskie — accepted — (sect. <i>Chilenium</i>)	4557
<i>Viola reichenbachiana</i> Jord. ex Boreau — accepted — (sect. <i>Viola</i> , subsect. <i>Rostratae</i>)	4558
<i>Viola renifolia</i> A. Gray — accepted — (sect. <i>Plagiostigma</i> , subsect. <i>Stolonosae</i>)	4559
<i>Viola repens</i> Turcz. ex Trautv. & C. A. Mey. — synonym of <i>V. epipsiloides</i>	4560
<i>Viola replicata</i> W. Becker — accepted — (sect. <i>Rosulatae</i>)	4561
<i>Viola reschetnikovae</i> Vl. V. Nikitin — hybrid (<i>V. rupestris</i> × <i>V. selkirkii</i>)	4562
<i>Viola retusa</i> Greene — accepted — (sect. <i>Nosphinium</i> , subsect. <i>Borealiamericanae</i>)	4563
<i>Viola rheophila</i> Okamoto — synonym of <i>V. annamensis</i>	4564
<i>Viola rhodopeia</i> W. Becker — accepted — (sect. <i>Melanium</i> , subsect. <i>Bracteolatae</i>)	4565
<i>Viola rhombifolia</i> Leyb. — accepted — (sect. <i>Subandinium</i>)	4566
<i>Viola ritschliana</i> W. Becker — hybrid (<i>V. canina</i> × <i>V. stagnina</i>)	4567
<i>Viola riviniana</i> Rchb. — accepted — (sect. <i>Viola</i> , subsect. <i>Rostratae</i>)	4568
<i>Viola robinsoniana</i> House — hybrid (<i>V. sagittata</i> × <i>V. triloba</i>)	4569
<i>Viola robusta</i> Hillebr. — accepted — (sect. <i>Nosphinium</i> , subsect. <i>Nosphinium</i>)	4570
<i>Viola roccabrunensis</i> Espeut — accepted — (sect. <i>Melanium</i> , subsect. <i>Bracteolatae</i>)	4571
<i>Viola rockiana</i> — synonym of <i>V. biflora</i>	4572
<i>Viola rodriguezii</i> W. Becker — accepted — (sect. <i>Rosulatae</i>)	4573
<i>Viola roigii</i> Rossow — accepted — (sect. <i>Rosulatae</i>)	4574
<i>Viola rosacea</i> Brainerd — accepted — (sect. <i>Nosphinium</i> , subsect. <i>Borealiamericanae</i>)	4575
<i>Viola rossii</i> Hemsl. — accepted — (sect. <i>Plagiostigma</i> , subsect. <i>Stolonosae</i>)	4576
<i>Viola rossowiana</i> J. M. Watson & A. R. Flores — accepted — (sect. <i>Sempervivum</i>)	4577
<i>Viola rostrata</i> Pursh — accepted — (sect. <i>Viola</i> , subsect. <i>Rostratae</i>)	4578
<i>Viola rosulata</i> Poepp. & Endl. — accepted — (sect. <i>Rosulatae</i>)	4579

<i>Viola rotundifolia</i> Michx. — accepted — (sect. <i>Chamaemelanium</i>)	4580
<i>Viola rubella</i> Cav. — accepted — (sect. <i>Rubellium</i>)	4581
<i>Viola rubromarginata</i> J. M. Watson & A. R. Flores — accepted — (sect. <i>Rosulatae</i>)	4582
<i>Viola rudolfii</i> Vl. V. Nikitin — synonym of <i>V. collina</i>	4583
<i>Viola rudolphii</i> Sparre — accepted — (sect. <i>Chilenium</i>)	4584
<i>Viola rugosa</i> Phil. ex W. Becker — accepted — (sect. <i>Rosulatae</i>)	4585
<i>Viola rugulosa</i> Greene — accepted — (sect. <i>Chamaemelanium</i>)	4586
<i>Viola rupestriformis</i> Vl. V. Nikitin — hybrid (<i>V. elatior</i> × <i>V. rupestris</i>)	4587
<i>Viola rupestris</i> F. W. Schmidt — accepted — (sect. <i>Viola</i> , subsect. <i>Rostratae</i>)	4588
<i>Viola rupicola</i> Elmer — accepted — (sect. <i>Plagiostigma</i> , subsect. <i>Patellares</i>)	4589
<i>Viola ruprechtiana</i> Borbás — hybrid (<i>V. epipsila</i> × <i>V. palustris</i>)	4590
<i>Viola ruralis</i> Jord. ex Boreau — synonym of <i>V. arvensis</i>	4591
<i>Viola saccata</i> Melch. — accepted — (sect. <i>Leptidium</i>)	4592
<i>Viola sacchalinesis</i> H. Boissieu — accepted — (sect. <i>Viola</i> , subsect. <i>Rostratae</i>)	4593
<i>Viola sacculus</i> Skottsbo. — accepted — (sect. <i>Sempervivum</i>)	4594
<i>Viola sagittata</i> Aiton — accepted — (sect. <i>Nosphinium</i> , subsect. <i>Borealiamericanae</i>)	4595
<i>Viola samothracica</i> (Degen) Raus — accepted — (sect. <i>Melanium</i> , subsect. <i>Bracteolatae</i>)	4596
<i>Viola sandrasea</i> Melch. — accepted — (sect. <i>Viola</i> , subsect. <i>Viola</i>)	4597
<i>Viola santiagonensis</i> W. Becker — accepted — (sect. <i>Sempervivum</i>)	4598
<i>Viola savatieri</i> Makino — hybrid (<i>V. eizanensis</i> × <i>V. tokubuchiana</i>)	4599
<i>Viola saxatilis</i> F. W. Schmidt — synonym of <i>V. tricolor</i>	4600
<i>Viola saxifraga</i> Maire — accepted — (sect. <i>Xylinosium</i>)	4601
<i>Viola scabra</i> F. Braun — hybrid (<i>V. hirta</i> × <i>V. odorata</i>)	4602
<i>Viola scandens</i> Humb. & Bonpl. ex Schult. — accepted — (sect. <i>Leptidium</i>)	4603
<i>Viola schachimardanica</i> Khalk. — unresolved	4604
<i>Viola schariensis</i> Erben — accepted — (sect. <i>Melanium</i> , subsect. <i>Bracteolatae</i>)	4605
<i>Viola schauloi</i> Vl. V. Nikitin — hybrid	4606
<i>Viola schensiensis</i> W. Becker — unresolved, possible synonym of <i>V. striatella</i>	4607
<i>Viola schulzeana</i> — synonym of <i>V. biflora</i>	4608
<i>Viola scopulorum</i> (A. Gray) Greene — accepted — (sect. <i>Chamaemelanium</i>)	4609
<i>Viola scorpiuroides</i> Coss. — accepted — (sect. <i>Xylinosium</i>)	4610
<i>Viola seleriana</i> W. Becker — synonym of <i>V. grahamii</i>	4611
<i>Viola selkirkii</i> Pursh ex Goldie — accepted — (sect. <i>Plagiostigma</i> , subsect. <i>Patellares</i>)	4612
<i>Viola sempervirens</i> Greene — accepted — (sect. <i>Chamaemelanium</i>)	4613
<i>Viola sempervivum</i> Gay — accepted — (sect. <i>Sempervivum</i>)	4614
<i>Viola senzanensis</i> Hayata — accepted — (sect. <i>Plagiostigma</i> , subsect. <i>Patellares</i>)	4615
<i>Viola seoulensis</i> Nakai — accepted — (sect. <i>Plagiostigma</i> , subsect. <i>Patellares</i>)	4616
<i>Viola septemloba</i> Leconte — accepted — (sect. <i>Nosphinium</i> , subsect. <i>Borealiamericanae</i>)	4617
<i>Viola septentrionalis</i> Greene — accepted — (sect. <i>Nosphinium</i> , subsect. <i>Borealiamericanae</i>)	4618
<i>Viola sequeirae</i> Capelo, R. Jardim, J. C. Costa, Lousã & Rivas Mart. — synonym of <i>V. riviniana</i>	4619
<i>Viola sermenika</i> Formánek — hybrid	4620
<i>Viola serpentinicola</i> Mig. F. Salas — accepted — (sect. <i>Erpetion</i>)	4621
<i>Viola serresiana</i> Erben — accepted — (sect. <i>Melanium</i> , subsect. <i>Bracteolatae</i>)	4622
<i>Viola serrula</i> W. Becker — accepted — (sect. <i>Viola</i> , subsect. <i>Rostratae</i>)	4623
<i>Viola sfikasiana</i> Erben — accepted — (sect. <i>Melanium</i> , subsect. <i>Bracteolatae</i>)	4624
<i>Viola shaoyoukengensis</i> S. S. Ying — synonym of <i>V. nagasawae</i>	4625
<i>Viola sheltonii</i> Torr. — accepted — (sect. <i>Chamaemelanium</i>)	4626
<i>Viola shikokiana</i> Makino — accepted — (sect. <i>Plagiostigma</i> , subsect. <i>Stolonosae</i>)	4627
<i>Viola shinchikuensis</i> Yamam. — accepted — (sect. <i>Viola</i> , subsect. <i>Rostratae</i>)	4628
<i>Viola sieberiana</i> Spreng. — accepted — (sect. <i>Erpetion</i>)	4629
<i>Viola sieboldii</i> Maxim. — accepted — (sect. <i>Plagiostigma</i> , subsect. <i>Patellares</i>)	4630
<i>Viola sieheana</i> W. Becker — accepted — (sect. <i>Viola</i> , subsect. <i>Rostratae</i>)	4631
<i>Viola sikkimensis</i> W. Becker — accepted — (sect. <i>Plagiostigma</i> , subsect. <i>Australasiaticae</i>)	4632
<i>Viola silicestris</i> K. R. Thiele & Prober — accepted — (sect. <i>Erpetion</i>)	4633
<i>Viola singularis</i> J. M. Watson & A. R. Flores — accepted — (sect. <i>Rosulatae</i>)	4634
<i>Viola sintenisii</i> W. Becker — accepted — (sect. <i>Viola</i> , subsect. <i>Viola</i>)	4635
<i>Viola sirinica</i> Ricceri & Moraldo — synonym of <i>V. aethnensis</i>	4636

<i>Viola skofitziana</i> Wiesb. — hybrid (<i>V. elatior</i> × <i>V. pumila</i>)	4637
<i>Viola skottsbergiana</i> W. Becker — accepted — (sect. <i>Sempervivum</i>)	4638
<i>Viola slavikii</i> Formánek — accepted — (sect. <i>Melanium</i> , subsect. <i>Bracteolatae</i>)	4639
<i>Viola somalensis</i> Engl. — accepted — (sect. <i>Sclerosium</i>)	4640
<i>Viola somchetica</i> K. Koch — accepted — (sect. <i>Plagiostigma</i> , subsect. <i>Patellares</i>)	4641
<i>Viola sororia</i> Willd. — accepted — (sect. <i>Nosphinium</i> , subsect. <i>Borealiamericanae</i>)	4642
<i>Viola spathulata</i> Willd. ex Schult. — accepted — (sect. <i>Spathulidium</i>)	4643
<i>Viola speciosa</i> Schrad. ex Rchb. — synonym of <i>V. elegantula</i>	4644
<i>Viola spegazzinii</i> W. Becker — accepted — (sect. <i>Rosulatae</i>)	4645
<i>Viola sphaerocarpa</i> W. Becker — accepted — (sect. <i>Plagiostigma</i> , subsect. <i>Patellares</i>)	4646
<i>Viola splendida</i> W. Becker — synonym of <i>V. aethnensis</i> subsp. <i>splendida</i>	4647
<i>Viola stagnina</i> Kit. ex Schult. — accepted — (sect. <i>Viola</i> , subsect. <i>Rostratae</i>)	4648
<i>Viola steinbachii</i> W. Becker — accepted — (sect. <i>Leptidium</i>)	4649
<i>Viola stewardiana</i> W. Becker — accepted — (sect. <i>Viola</i> , subsect. <i>Rostratae</i>)	4650
<i>Viola stipularis</i> Sw. — accepted — (sect. <i>Leptidium</i>)	4651
<i>Viola stocksii</i> Boiss. — accepted — (sect. <i>Sclerosium</i>)	4652
<i>Viola stojanowii</i> W. Becker — accepted — (sect. <i>Melanium</i> , subsect. <i>Bracteolatae</i>)	4653
<i>Viola stolonifera</i> J. J. Rodr. — synonym of <i>V. odorata</i>	4654
<i>Viola stoloniflora</i> Yokota & Higa — accepted — (sect. <i>Plagiostigma</i> , subsect. <i>Formosanae</i>)	4655
<i>Viola stoneana</i> House — accepted — (sect. <i>Nosphinium</i> , subsect. <i>Borealiamericanae</i>)	4656
<i>Viola striata</i> Aiton — accepted — (sect. <i>Viola</i> , subsect. <i>Rostratae</i>)	4657
<i>Viola striatella</i> H. Boissieu — accepted — (sect. <i>Plagiostigma</i> , subsect. <i>Stolonosae</i>)	4658
<i>Viola striis-notata</i> (J. Wagner) Merxm. & W. Lippert — accepted — (sect. <i>Melanium</i> , subsect. <i>Bracteolatae</i>)	4659
<i>Viola stuebelii</i> Hieron. — accepted — (sect. <i>Chilenium</i>)	4661
<i>Viola suavis</i> M. Bieb. — accepted — (sect. <i>Viola</i> , subsect. <i>Viola</i>)	4662
<i>Viola subaffinis</i> House — hybrid (<i>V. affinis</i> × <i>V. nephrophylla</i>)	4663
<i>Viola subandina</i> J. M. Watson — accepted — (sect. <i>Subandinium</i>)	4664
<i>Viola subasica</i> (Fiori) Ricceri & Moraldo — synonym of <i>V. eugeniae</i>	4665
<i>Viola subatlantica</i> (Maire) Ibn Tattou — accepted — (sect. <i>Melanium</i> , subsect. <i>Bracteolatae</i>)	4666
<i>Viola subdimidiata</i> A. St.-Hil. — accepted — (sect. <i>Leptidium</i>)	4667
<i>Viola subsinuata</i> (Greene) Greene — accepted — (sect. <i>Nosphinium</i> , subsect. <i>Borealiamericanae</i>)	4668
<i>Viola suecica</i> Fries — unresolved, possible synonym of <i>V. epipsiloides</i>	4669
<i>Viola sukaczewii</i> Vl. V. Nikitin — hybrid (<i>V. canina</i> × <i>V. mirabilis</i>)	4670
<i>Viola sumatrana</i> Miq. — accepted — (sect. <i>Plagiostigma</i> , subsect. <i>Australasiaticae</i>)	4671
<i>Viola superba</i> M. S. Baker — synonym of <i>V. langsdorffii</i>	4672
<i>Viola szetschwanensis</i> W. Becker & H. Boissieu — accepted — (sect. <i>Chamaemelanium</i>)	4673
<i>Viola takesimana</i> Nakai — synonym of <i>V. grypoceras</i>	4674
<i>Viola talmensis</i> Vl. V. Nikitin — hybrid	4675
<i>Viola taltalensis</i> W. Becker — accepted — (sect. <i>Subandinium</i>)	4676
<i>Viola tanaitica</i> Grosset — accepted — (sect. <i>Viola</i> , subsect. <i>Rostratae</i>)	4677
<i>Viola tarbagataica</i> Klokov — synonym of <i>V. tricolor</i>	4678
<i>Viola tashiroi</i> Makino — accepted — (sect. <i>Plagiostigma</i> , subsect. <i>Patellares</i>)	4679
<i>Viola tatrae</i> Borbás — hybrid	4680
<i>Viola taynensis</i> Elisafenko — synonym of <i>V. odorata</i>	4681
<i>Viola tectiflora</i> W. Becker — accepted — (sect. <i>Rosulatae</i>)	4682
<i>Viola tenuicornis</i> W. Becker — accepted — (sect. <i>Plagiostigma</i> , subsect. <i>Patellares</i>)	4683
<i>Viola tenuipes</i> Pollard — accepted — (sect. <i>Chamaemelanium</i>)	4684
<i>Viola tenuissima</i> Benth. — accepted — (sect. <i>Plagiostigma</i> , subsect. <i>Diffusae</i>)	4685
<i>Viola tenuissima</i> C. C. Chang — accepted — (sect. <i>Chamaemelanium</i>)	4686
<i>Viola teplouchovii</i> Juz. — synonym of <i>V. mauritii</i>	4687
<i>Viola teshioensis</i> Miyabe & Tatew. — synonym of <i>V. collina</i>	4688
<i>Viola thasia</i> W. Becker — synonym of <i>V. tricolor</i>	4689
<i>Viola thianschanica</i> Maxim. — synonym of <i>V. kunawurensis</i>	4690
<i>Viola thibaudieri</i> Franch. & Sav. — accepted — (sect. <i>Viola</i> , subsect. <i>Rostratae</i>)	4691
<i>Viola thomasiana</i> Songeon & E. P. Perrier — accepted — (sect. <i>Viola</i> , subsect. <i>Viola</i>)	4692
<i>Viola thomsonii</i> Oudem. — accepted — (sect. <i>Plagiostigma</i> , subsect. <i>Stolonosae</i>)	4693

<i>Viola thymifolia</i> Britton — accepted — (sect. <i>Leptidium</i>)	4694
<i>Viola tichomirovii</i> Vl. V. Nikitin — hybrid (<i>V. canina</i> × <i>V. elatior</i>)	4695
<i>Viola tienschiensis</i> W. Becker — accepted — (sect. <i>Plagiostigma</i> , subsect. <i>Patellares</i>)	4696
<i>Viola tigirekica</i> Vl. V. Nikitin — hybrid	4697
<i>Viola tineorum</i> Erben & Raimondo — accepted — (sect. <i>Melanium</i> , subsect. <i>Bracteolatae</i>)	4698
<i>Viola tokaiensis</i> Sugim., nom. nud. — accepted — (sect. <i>Plagiostigma</i> , subsect. <i>Patellares</i>)	4699
<i>Viola tokubuchiana</i> Makino — accepted — (sect. <i>Plagiostigma</i> , subsect. <i>Patellares</i>)	4700
<i>Viola tomentosa</i> M. S. Baker & J. C. Clausen — accepted — (sect. <i>Chamaemelanium</i>)	4701
<i>Viola tovarii</i> P. Gonzáles & Molina-Alor — accepted — (sect. <i>Rosulatae</i>)	4702
<i>Viola tracheliifolia</i> Ging. — accepted — (sect. <i>Nosphinium</i> , subsect. <i>Nosphinium</i>)	4703
<i>Viola triangulifolia</i> W. Becker — accepted — (sect. <i>Plagiostigma</i> , subsect. <i>Bilobatae</i>)	4704
<i>Viola trichopetala</i> C. C. Chang — accepted — (sect. <i>Plagiostigma</i> , subsect. <i>Patellares</i>)	4705
<i>Viola trichosepala</i> (W. Becker) Juz. — synonym of <i>V. tenuicornis</i>	4706
<i>Viola tricolor</i> L. — accepted — (sect. <i>Melanium</i> , subsect. <i>Bracteolatae</i>)	4707
<i>Viola tridentata</i> Sm. — accepted — (sect. <i>Tridens</i>)	4708
<i>Viola triflabellata</i> W. Becker — accepted — (sect. <i>Triflabellium</i>)	4709
<i>Viola trinervata</i> (Howell) Howell ex A. Gray — accepted — (sect. <i>Chamaemelanium</i>)	4710
<i>Viola tripartita</i> Elliott — accepted — (sect. <i>Chamaemelanium</i>)	4711
<i>Viola trochlearis</i> J. M. Watson & A. R. Flores — accepted — (sect. <i>Rosulatae</i>)	4712
<i>Viola truncata</i> Meyen — accepted — (sect. <i>Grandiflos</i>)	4713
<i>Viola tuberifera</i> Franch. — accepted — (sect. <i>Plagiostigma</i> , subsect. <i>Bulbosae</i>)	4714
<i>Viola tucumanensis</i> W. Becker — accepted — (sect. <i>Triflabellium</i>)	4715
<i>Viola turkestanica</i> Regel & Schmalh. — accepted — (sect. <i>Plagiostigma</i> , subsect. <i>Patellares</i>)	4716
<i>Viola turritella</i> J. M. Watson & A. R. Flores — accepted — (sect. <i>Sempervivum</i>)	4717
<i>Viola tuvinica</i> Vl. V. Nikitin — hybrid	4718
<i>Viola tzvelevii</i> Vl. V. Nikitin — hybrid (<i>V. pumila</i> × <i>V. riviniana</i>)	4719
<i>Viola ucriana</i> Erben & Raimondo — accepted — (sect. <i>Melanium</i> , subsect. <i>Bracteolatae</i>)	4720
<i>Viola uechtritziana</i> Borbás — hybrid	4721
<i>Viola uleana</i> W. Becker — accepted — (sect. <i>Leptidium</i>)	4722
<i>Viola uliginosa</i> Besser — accepted — (sect. <i>Viola</i> , subsect. <i>Rostratae</i>)	4723
<i>Viola ulleungdoensis</i> M. Kim & J. Lee — accepted — (sect. <i>Plagiostigma</i> , subsect. <i>Patellares</i>)	4724
<i>Viola umbraticola</i> Kunth — accepted — (sect. <i>Viola</i> , subsect. <i>Rostratae</i>)	4725
<i>Viola umphangensis</i> S. Nansai, Srisanga & Suwanph. — accepted — (sect. <i>Plagiostigma</i> , subsect. <i>Patellares</i>)	4726
<i>Viola unica</i> J. M. Watson & A. R. Flores, nom. inval. — synonym of <i>V. uniuquissima</i>	4728
<i>Viola uniflora</i> L. — accepted — (sect. <i>Chamaemelanium</i>)	4729
<i>Viola uniuquissima</i> J. M. Watson & A. R. Flores — accepted — (sect. <i>Triflabellium</i>)	4730
<i>Viola unwinii</i> W. Becker — synonym of <i>V. hossei</i>	4731
<i>Viola urophylla</i> Franch. — accepted — (sect. <i>Chamaemelanium</i>)	4732
<i>Viola utahensis</i> M. S. Baker & J. C. Clausen — accepted — (sect. <i>Chamaemelanium</i>)	4733
<i>Viola utchinensis</i> Koidz. — accepted — (sect. <i>Viola</i> , subsect. <i>Rostratae</i>)	4734
<i>Viola vadimii</i> Vl. V. Nikitin — synonym of <i>V. elatior</i>	4735
<i>Viola vaginata</i> Maxim. — accepted — (sect. <i>Plagiostigma</i> , subsect. <i>Stolonosae</i>)	4736
<i>Viola valderia</i> All. — accepted — (sect. <i>Melanium</i> , subsect. <i>Bracteolatae</i>)	4737
<i>Viola vallenarensis</i> W. Becker — accepted — (sect. <i>Subandinium</i>)	4738
<i>Viola vallicola</i> A. Nelson — accepted — (sect. <i>Chamaemelanium</i>)	4739
<i>Viola vanroyenii</i> H. St. John — synonym of <i>V. kauaensis</i>	4740
<i>Viola variegata</i> Fisch. ex Link — accepted — (sect. <i>Plagiostigma</i> , subsect. <i>Patellares</i>)	4741
<i>Viola vectoris</i> Ricceri & Moraldo — synonym of <i>V. eugeniae</i>	4742
<i>Viola velutina</i> Form. — accepted — (sect. <i>Melanium</i> , subsect. <i>Bracteolatae</i>)	4743
<i>Viola veronicifolia</i> Planch. & Linden — accepted — (sect. <i>Leptidium</i>)	4744
<i>Viola vespertina</i> Klokov — synonym of <i>V. tricolor</i>	4745
<i>Viola viarum</i> Pollard — accepted — (sect. <i>Nosphinium</i> , subsect. <i>Borealiamericanae</i>)	4746
<i>Viola viatkensis</i> Vl. V. Nikitin — hybrid (<i>V. canina</i> × <i>V. selkirkii</i>)	4747
<i>Viola vilaensis</i> Hayek — accepted — (sect. <i>Viola</i> , subsect. <i>Viola</i>)	4748
<i>Viola villaquensis</i> Benz — hybrid (<i>V. canina</i> × <i>V. rupestris</i>)	4749
<i>Viola villosa</i> Walter — accepted — (sect. <i>Nosphinium</i> , subsect. <i>Borealiamericanae</i>)	4750

<i>Viola vilnaensis</i> W. Becker — hybrid	4751
<i>Viola vindobonensis</i> Wiesb. — hybrid (<i>V. odorata</i> × <i>V. suavis</i>)	4752
<i>Viola violacea</i> Makino — accepted — (sect. <i>Plagiostigma</i>, subsect. <i>Patellares</i>)	4753
<i>Viola vittata</i> Greene — accepted — (sect. <i>Plagiostigma</i> , subsect. <i>Stolonosae</i>)	4754
<i>Viola volcanica</i> Gillies ex Hook. & Arn. — accepted — (sect. <i>Rosulatae</i>)	4755
<i>Viola voliotisii</i> Erben — accepted — (sect. <i>Melanium</i> , subsect. <i>Bracteolatae</i>)	4756
<i>Viola vorobievii</i> Bezd. — synonym of <i>V. arcuata</i>	4757
<i>Viola vourinensis</i> Erben — accepted — (sect. <i>Melanium</i> , subsect. <i>Bracteolatae</i>)	4758
<i>Viola vulturis</i> Ricceri & Moraldo — synonym of <i>V. aethnensis</i>	4759
<i>Viola wailenalenae</i> (Rock) Skottsbo. — accepted — (sect. <i>Nosphinium</i>, subsect. <i>Nosphinium</i>)	4760
<i>Viola wallichiana</i> Ging. — accepted — (sect. <i>Chamaemelanium</i>)	4761
<i>Viola walteri</i> House — accepted — (sect. <i>Viola</i> , subsect. <i>Rostratae</i>)	4762
<i>Viola wansanensis</i> Y. N. Lee — hybrid (<i>V. albida</i> × <i>V. mandshurica</i>)	4763
<i>Viola weberbaueri</i> W. Becker — accepted — (sect. <i>Subandinium</i>)	4764
<i>Viola websteri</i> Hemsl. — accepted — (sect. <i>Viola</i> , subsect. <i>Rostratae</i>)	4765
<i>Viola weibellii</i> J. F. Macbr. — accepted — (sect. <i>Inconspicuiiflos</i>)	4766
<i>Viola werdermannii</i> W. Becker — synonym of <i>V. polypoda</i>	4767
<i>Viola wettsteinii</i> Richt. — synonym of <i>V. reichenbachiana</i>	4768
<i>Viola wikipedia</i> J. M. Watson & A. R. Flores — nom. illeg., synonym of <i>V. angustifolia</i>	4769
<i>Viola wilczekiana</i> Beauverd — hybrid	4770
<i>Viola wilhelmii</i> V. V. Nikitin — hybrid (<i>V. oreades</i> × <i>V. tricolor</i> subsp. <i>saxatilis</i>)	4771
<i>Viola wilibaldii</i> V. V. Nikitin — hybrid (<i>V. pumila</i> × <i>V. reichenbachiana</i>)	4772
<i>Viola ×williamsii</i> Wittr. — hybrid (garden cultivar)	4773
<i>Viola willkommii</i> R. Roem. ex Willk. — accepted — (sect. <i>Viola</i>, subsect. <i>Rostratae</i>)	4774
<i>Viola ×witrockiana</i> Gams — hybrid (garden cultivar)	4775
<i>Viola woosanensis</i> Y. N. Lee & J. Kim — hybrid (<i>V. albida</i> × <i>V. ulleungdoensis</i>)	4776
<i>Viola woroschilovii</i> Bezd. — synonym of <i>V. prionantha</i>	4777
<i>Viola wujekii</i> H. E. Ballard — hybrid (<i>V. appalachensis</i> × <i>V. striata</i>)	4778
<i>Viola wulingensis</i> S. S. Ying — synonym of <i>V. senzanensis</i>	4779
<i>Viola xanthopotamica</i> J. M. Watson & A. R. Flores — accepted — (sect. <i>Rosulatae</i>)	4780
<i>Viola yazawana</i> Makino — accepted — (sect. <i>Plagiostigma</i> , subsect. <i>Stolonosae</i>)	4781
<i>Viola yedoensis</i> Makino — synonym of <i>V. philippica</i>	4782
<i>Viola yezoensis</i> Maxim. — accepted — (sect. <i>Plagiostigma</i> , subsect. <i>Patellares</i>)	4783
<i>Viola yildirimlii</i> Dinç & Bağcı — accepted — (sect. <i>Viola</i> , subsect. <i>Viola</i>)	4784
<i>Viola yubariana</i> Nakai — synonym of <i>V. brevistipulata</i>	4785
<i>Viola yunnanensis</i> W. Becker & H. Boissieu — accepted — (sect. <i>Plagiostigma</i>, subsect. <i>Diffusae</i>)	4786
<i>Viola yunnanfuensis</i> W. Becker — accepted — (sect. <i>Plagiostigma</i>, subsect. <i>Patellares</i>)	4787
<i>Viola yurii</i> V. V. Nikitin — hybrid (<i>V. collina</i> × <i>V. riviniana</i>)	4788
<i>Viola yuzufelensis</i> A. P. Khokhr. — accepted — (sect. <i>Plagiostigma</i>, subsect. <i>Patellares</i>)	4789
<i>Viola zophodes</i> K. R. Thiele & Prober — hybrid (<i>V. eminens</i> × <i>V. fuscoviolacea</i>)	4790
<i>Viola zwoienenii</i> J. M. Watson & A. R. Flores — hybrid (<i>V. atropurpurea</i> × <i>V. beckeriana</i>)	4791

References

1. Becker, W. *Viola* L. In *Die natürlichen Pflanzenfamilien 21. Parietales und Opuntiales*; A. Engler, Ed.; Wilhelm Engelmann: Leipzig, 1925; Vol. 21, pp. 363–376. 4792
2. Ballard, H.E., Sytsma, K.J., Kowal, R.R. Shrinking the violets: Phylogenetic relationships of infrageneric groups in *Viola* (Violaceae) based on internal transcribed spacer DNA sequences. *Syst. Bot.* **1999**, *23*, 439–458. DOI: 10.2307/2419376. 4793
3. Wahlert, G.A., Marcussen, T., de Paula-Souza, J., Feng, M., Ballard, H.E. A phylogeny of the Violaceae (Malpighiales) inferred from plastid DNA sequences: implications for generic diversity and intrafamilial taxonomy. *Syst. Bot.* **2014**, *39*, 239–252. DOI: 10.1600/036364414X678008. 4794
4. Marcussen, T., Ballard, H.E., Wahlert, G.A., de Paula-Souza, J. Dated phylogeny and historical biogeography of Violaceae. *Plants* **2022**. 4795
5. Stevens, P.F. Angiosperm Phylogeny Website. Version 14, July 2017 [and more or less continuously updated since]. <http://www.mobot.org/MOBOT/research/APweb/> 2001 onwards. 4796
6. Frodin, D.A. History and concepts of big plant genera. *Taxon* **2004**, *53*, 753–776. DOI: 10.2307/4135449. 4797

7. Carvalho, L.M.d., Fernandes, F.M., Nunes, M.d.F., Brigola, J., Casbas, N., Groves, C. History and Cultivation of Parma Violets (*Viola*, *Violaceae*) in the United Kingdom and France in the Nineteenth Century. *Harv. Pap. Bot.* **2013**, *18*, 137--145. DOI: 10.3100/025.018.0207. 4805
4806
8. Matthiolus, P.A. *Herbarz: ginak Bylinář welmi vžitečný a Figúrami pieknymi y zřetedlnymi podlé praweho a yako ziwého zrostu [...]* rozhognieny ... u Girzhýho Melantrycha z Awentynu: W Starém Miestie Pražském, 1562. 4808
4809
9. Mills, S., Hutchins, R. *Violae herba cum flore - Wild Pansy (Flowering Aerial Parts)*. ESCOP Monographs, Online Series; The Scientific Foundation for Herbal Medicinal Products: Exeter EX1 1EZ, United Kingdom, 2015; pp. 1--14. 4810
4811
10. Park, S., Yoo, K.-O., Marcussen, T., Backlund, A., Jacobsson, E., Rosengren, K.J., Doo, I., Göransson, U. Cyclotide Evolution: Insights from the Analyses of Their Precursor Sequences, Structures and Distribution in Violets (*Viola*). *Frontiers in Plant Science* **2017**, *8*. DOI: 10.3389/fpls.2017.02058. 4812
4813
4814
11. Jennings, C., West, J., Waiane, C., Craik, D., Anderson, M. Biosynthesis and insecticidal properties of plant cyclotides: The cyclic knotted proteins from *Oldenlandia affinis*. *Proc. Natl. Acad. Sci.* **2001**, *98*, 10614-10619. DOI: 10.1073/pnas.191366898. 4815
4816
12. Gilding, E.K., Jackson, M.A., Poth, A.G., Henriques, S.T., Prentis, P.J., Mahatmanto, T., Craik, D.J. Gene coevolution and regulation lock cyclic plant defence peptides to their targets. *New Phytol.* **2016**, *210*, 717-730. DOI: 10.1111/nph.13789. 4817
4818
13. Camarero, J.A., Campbell, M.J. The Potential of the Cyclotide Scaffold for Drug Development. *Biomedicines* **2019**, *7*. DOI: 10.3390/biomedicines7020031. 4819
4820
14. Rajendran, S., Slazak, B., Mohotti, S., Strömstedt, A.A., Göransson, U., Hettiarachchi, C.M., Gunasekera, S. Tropical vibes from Sri Lanka - cyclotides from *Viola betonicifolia* by transcriptome and mass spectrometry analysis. *Phytochemistry* **2021**, *187*, 112749. DOI: 10.1016/j.phytochem.2021.112749. 4821
4822
4823
15. Slazak, B., Kaltenböck, K., Steffen, K., Rogala, M., Rodríguez-Rodríguez, P., Nilsson, A., Shariatgorji, R., Andrén, P.E., Göransson, U. Cyclotide host-defense tailored for species and environments in violets from the Canary Islands. *Scientific Reports* **2021**, *11*, 12452. DOI: 10.1038/s41598-021-91555-y. 4824
4825
4826
16. von Soden, H. Über ätherische Öle, welche durch Extraktion frischer Blüten mit flüchtigen Lösungsmitteln gewonnen werden (ätherische Blütenextraktöle). *Journal für Praktische Chemie* **1904**, *69*, 256-272. DOI: 10.1002/prac.19040690117. 4827
4828
17. Saint-Lary, L., Roy, C., Paris, J.-P., Tournayre, P., Berdagué, J.-L., Thomas, O.P., Xavier Fernandez, X. Volatile compounds of *Viola odorata* absolutes: identification of odorant active markers to distinguish plants originating from France and Egypt. *Chem. Biodivers.* **2014**, *11*, 843-860. DOI: 10.1002/cbdv.201300387 4829
4830
4831
18. Aloum, L., Alefishat, E., Adem, A., Petroianu, G. Ionone Is More than a Violet's Fragrance: A Review. *Molecules* **2020**, *25*, 5822. DOI: 10.3390/molecules25245822. 4832
4833
19. Marcussen, T., Karlsson, T. *Violaceae*. In *Flora Nordica*; T. Karlsson, Ed.; Swedish Royal Academy of Sciences: Stockholm, 2010; Vol. 6, pp. 12-52. 4834
4835
20. Malécot, V., Marcussen, T., Munzinger, J., Yockteng, R., Henry, M. On the origin of the sweet-smelling Parma Violet cultivars (*Violaceae*): wide intraspecific hybridization, sterility, and sexual reproduction. *Am. J. Bot.* **2007**, *94*, 29-41. DOI: 10.3732/ajb.94.1.29. 4836
4837
4838
21. Yuzepchuk, S.V. *Viola L.* In *Flora of the U.S.S.R.*; B.K. Shishkin, Ed.; Israel Program for Scientific Translations: Jerusalem, 1949; Vol. 15, pp. 263-360. 4839
4840
22. Muñoz Garmendia, F., Montserrat, P., Laínz, M., Aldasoro, J.J. *Viola L.* In *Flora iberica*; S. Castroviejo, Aedo, C., Cirujano, S., Laínz, M., Montserrat, P., Morales, R., Muñoz Garmendia, F., Navarro, C., Paiva, J., Soriano, C., Eds.; Real Jardín Botánico, C.S.I.C.: Madrid, 1993; Vol. 3, pp. 276-298. 4841
4842
4843
23. Gibbons, E. *Stalking the healthful herbs*. David McKay Co.: Philadelphia, Pennsylvania, USA, 1972. 4844
24. Tokuoka, T. Molecular phylogenetic analysis of *Violaceae* (Malpighiales) based on plastid and nuclear DNA sequences. *J. Plant Res.* **2008**, *121*, 253-260. DOI: 10.1007/s10265-008-0153-0. 4845
4846
25. Ballard, H.E., de Paula-Souza, J., Wahlert, G.A. *Violaceae*. In *Flowering Plants. Eudicots: Malpighiales*; K. Kubitzki, Ed.; Springer Berlin Heidelberg: Berlin, Heidelberg, 2014, pp. 303-322. 4847
4848
26. Thomson, G.M. Notes on cleistogamic flowers of the genus *Viola*. *Transactions and proceedings of the New Zealand Institute* **1878**, *11*, 415-417. 4849
4850
27. Culley, T.M., Klooster, M.R. The cleistogamous breeding system: A review of its frequency, evolution, and ecology in angiosperms. *Bot. Rev.* **2007**, *73*, 1-30. DOI: 10.1663/0006-8101(2007)73[1:TCBSAR]2.0.CO;2. 4851
4852
28. Marcussen, T., Heier, L., Brysting, A.K., Oxelman, B., Jakobsen, K.S. From gene trees to a dated allopolyploid network: insights from the angiosperm genus *Viola* (*Violaceae*). *Syst. Biol.* **2015**, *64*, 84-101. DOI: 10.1093/sysbio/syu071. 4853
4854
29. Clausen, J. Chromosome number and relationship of some North American species of *Viola*. *Ann. Bot.* **1929**, *63*, 741-764. DOI: jstor.org/stable/43237869. 4855
4856
30. Zachos, J., Pagani, M., Sloan, L., Thomas, E., Billups, K. Trends, rhythms, and aberrations in global climate 65 Ma to present. *Science* **2001**, *292*, 686-693. DOI: 10.1126/science.1059412. 4857
4858
31. Westerhold, T., Marwan, N., Drury, A.J., et al. An astronomically dated record of Earth's climate and its predictability over the last 66 million years. *Science* **2020**, *369*, 1383-1387. DOI: doi:10.1126/science.aba6853. 4859
4860

32. Sauermilch, I., Whittaker, J.M., Klocker, A., Munday, D.R., Hochmuth, K., Bijl, P.K., LaCasce, J.H. Gateway-driven 4861
weakening of ocean gyres leads to Southern Ocean cooling. *Nat. Commun.* **2021**, *12*, 6465. DOI: 10.1038/s41467-021-26658-1. 4862
33. Antonelli, A., Nylander, J.A.A., Persson, C., Sanmartín, I. Tracing the impact of the Andean uplift on Neotropical plant 4863
evolution. *Proc. Natl. Acad. Sci. U. S. A.* **2009**, *106*, 9749–9754. DOI: 10.1073/pnas.0811421106. 4864
34. Aragón, E., D'Eramo, F., Castro, A., et al. Tectono-magmatic response to major convergence changes in the North Patagonian 4865
suprasubduction system; the Paleogene subduction–transcurrent plate margin transition. *Tectonophysics* **2011**, *509*, 218–237. 4866
DOI: 10.1016/j.tecto.2011.06.012. 4867
35. Armijo, R., Lacassin, R., Coudurier-Curveur, A., Carrizo, D. Coupled tectonic evolution of Andean orogeny and global 4868
climate. *Earth-Sci. Rev.* **2015**, *143*, 1–35. DOI: 10.1016/j.earscirev.2015.01.005. 4869
36. Pérez-Escobar, O.A., Zizka, A., Bermúdez, M.A., et al. The Andes through time: evolution and distribution of Andean floras. 4870
Trends Plant Sci. **2022**. DOI: 10.1016/j.tplants.2021.09.010. 4871
37. Krahulcová, A., Krahulec, F., Kirschner, J. Introgressive hybridization between a native and an introduced species: *Viola* 4872
lutea subsp. *sudetica* versus *V. tricolor*. *Folia Geobot. Phytotax.* **1996**, *31*, 319–344. DOI: 10.1007/BF02812066. 4873
38. Brandrud, K.H., *Viola epipsila*, *V. palustris* og *V. epipsila* × *palustris* i Sørøst-Norge. En undersøkelse av cytologi, morfologi og økologi, 4874
in *Faculty of Mathematics and Natural Sciences*. 1989, University of Oslo: Oslo. p. 1–86. 4875
39. Røren, V., Stabbetorp, O.E., Borgen, L. Hybridization between *Viola canina* and *V. persicifolia* in Norway. *Nord. J. Bot.* **1994**, 4876
14, 165–172. DOI: 10.1111/j.1756-1051.1994.tb00582.x. 4877
40. Cortés-Palomec, A.C., Ballard, H.E. Evidence for hybridization between two sympatric violet species, *Viola grahamii* and *V.* 4878
hookeriana (Violaceae), in central Mexico. *Sida* **2006**, *22*, 1119–1133. DOI: jstor.org/stable/41969085. 4879
41. Wood, T.E., Takebayashi, N., Barker, M.S., Mayrose, I., Greenspoon, P.B., Rieseberg, L.H. The frequency of polyploid 4880
speciation in vascular plants. *Proc. Natl. Acad. Sci. U. S. A.* **2009**, *106*, 13875–13879. DOI: 10.1073/pnas.0811575106. 4881
42. Mayrose, I., Zhan, S.H., Rothfels, C.J., Magnuson-Ford, K., Barker, M.S., Rieseberg, L.H., Otto, S.P. Recently formed 4882
polyploid plants diversify at lower rates. *Science* **2011**, *333*, 1257. DOI: 10.1126/science.1207205. 4883
43. Miyaji, Y. Untersuchungen über die Chromosomenzahlen bei einigen *Viola*-Arten. *Bot. Mag. Tokyo* **1913**, *27*, 443–460 [in 4884
Japanese]. 4885
44. Miyaji, Y. Studien über die Zahlenverhältnisse der Chromosomen bei der Gattung *Viola*. *Cytologia* **1929**, *1*, 28–58. DOI: 4886
10.1508/cytologia.1.28. 4887
45. Marcussen, T., Jakobsen, K.S., Danihelka, J., Ballard, H.E., Blaxland, K., Brysting, A.K., Oxelman, B. Inferring species 4888
networks from gene trees in high-polyploid North American and Hawaiian violets (*Viola*, Violaceae). *Syst. Biol.* **2012**, *61*, 4889
107–126. DOI: 10.1093/sysbio/syr096. 4890
46. Gingins de la Sarraz, F.C.J. Mémoire sur la famille des Violacées. *Mém. Soc. Phys. Hist. Nat. Genève* **1823**, *2*, 1–27. 4891
47. Gingins de la Sarraz, F.C.J., de Candolle, A.P. *Viola*. In *Prodromus systematis naturalis regni vegetabilis*; A.P. De Candolle, Ed.; 4892
Michelsen: München, 1824; Vol. 1, pp. 291–306. 4893
48. Reiche, K.F., Taubert, P. *Violaceae*. In *Die natürlichen Pflanzenfamilien*, 3 (6); A. Engler, Prantl, K., Eds.; Verlag von Wilhelm 4894
Engelmann: Leipzig, 1895, pp. 322–336. 4895
49. Görz, R. Wilhelm Becker. *Verhandlungen des Botanischen Vereins der Provinz Brandenburg* **1929**, *71*, 142–150. 4896
50. Wein, K. Wilhelm Becker †. *Mitt. Thür. Bot. Ver., N. F.* **1930**, *39*, XIV–XVI. 4897
51. Merrill, E.D. Destruction of the Berlin herbarium. *Science* **1943**, *98*, 490–491. DOI: 10.1126/science.98.2553.490. 4898
52. Hiepko, P. The collections of the Botanical Museum Berlin-Dahlem (B) and their history. *Englera* **1987**, *7*, 219–252. DOI: 4899
10.2307/3776724. 4900
53. Heilborn, O. Bidrag til Violaceernas cytologi. *Sven. Bot. Tidskr.* **1926**, *20*, 414–419. 4901
54. Gershoy, A. Studies in North American violets I. General considerations. *Vt. Agric. Exp. Station, Bull.* **1928**, *279*, 1–18. 4902
55. Clausen, J. Genetical and cytological investigations on *Viola tricolor* L. and *V. arvensis* Murr. *Hereditas (Lund)* **1926**, *8*, 1–156. 4903
DOI: 10.1111/j.1601-5223.1926.tb03159.x. 4904
56. Clausen, J. Chromosome number and the relationship of species in the genus *Viola*. *Ann. Bot.* **1927**, *61*, 677–714. DOI: 4905
10.1093/oxfordjournals.aob.a090098. 4906
57. Gershoy, A. Studies in North American violets III. Chromosome numbers and species characters. *Vt. Agric. Exp. Station, Bull.* 4907
1934, *367*, 3–91. 4908
58. Dodd, J.D., Gershoy, A. Experiments in the grafting of species in the genus *Viola*. *Bull. Torrey Bot. Club* **1943**, *70*, 91–103. DOI: 4909
10.2307/2481361. 4910
59. Clausen, J. Cytotaxonomy and distributional ecology of western North American violets. *Madroño* **1964**, *17*, 173–197. DOI: 4911
jstor.org/stable/41423141. 4912
60. Marcussen, T., Blaxland, K., Windham, M.D., Haskins, K.E., Armstrong, F. Establishing the phylogenetic origin, history and 4913
age of the narrow endemic *Viola guadalupensis* (Violaceae). *Am. J. Bot.* **2011**, *98*, 1978–1988. DOI: 10.3732/ajb.1100208. 4914
61. Espeut, M. Revision of the genus *Viola* L. (Violaceae) in the Russian Far East with notes on adjacent territories. *Botanica* 4915
Pacifica **2020**, *9*, 1–52. DOI: 10.17581/bp.2020.09113. 4916

62. Sparre, B.B. Systematical and nomenclatural studies on the genus *Viola*. I. An attempt at a revision of the section "Chilenium". *Lilloa* **1949**, *17*, 377–416. DOI: 10.30550/j.lil. 4917
4918
63. Sparre, B.B. Systematical and nomenclatorial studies on the genus *Viola*. II. Further annotations on the section *Chilenium*. *Lilloa* **1950**, *23*, 347–364. DOI: 10.30550/j.lil. 4919
4920
64. Merxmüller, H. Veilchenstudien I–IV. *Phyton* **1974**, *16*, 137–158. 4921
65. Merxmüller, H., Lippert, W. Veilchenstudien V–VII. *Mitt. Bot. Staatssamml. München* **1977**, *13*, 503–534. 4922
66. Erben, M. Cytotaxonomische Untersuchungen an südosteuropäischen *Viola*-arten der Section *Melanium*. *Mitt. Bot. München* **1985**, *21*, 339–740. 4923
4924
67. Gil-ad, N.L. Systematics of *Viola* subsection *Boreali-Americanae*. *Boissiera* **1997**, *53*, 1–130. 4925
68. Watson, J.M., Flores, A.R., Nicola, M.V., Marcussen, T. *Viola* subgenus *Andinium*, preliminary monograph. Scottish Rock Garden Club with International Rock Gardener, 2021; pp. 1–215. 4926
4927
69. Brainerd, E. Violets of North America. *Vt. Agric. Exp. Station, Bull.* **1921**, *224*, 1–172. 4928
70. Baird, V.B. *Wild violets of North America*. University of California Press: Berkeley, 1942; pp. 225. 4929
71. Baehni, C., Weibel, R. *Violaceae*. In *Flora of Peru*; J.F. Macbride, Ed.; Field Museum of Natural History, Botanical Series: Chicago, 1941; Vol. 13 (part 1, number 1), pp. 56–82. 4930
4931
72. Nikitin, V.V. The system of the genus *Viola* (Violaceae) of Eastern European and Caucasian flora. *Bot. Zhurnal St.-Peterbg.* **1998**, *83*, 123–137 (in Russian). 4932
4933
73. Valentine, D.H., Merxmüller, H., Schmidt, A. *Viola L.* In *Flora europaea*; T.G. Tutin, Heywood, V.H., Burges, N.A., Moore, D.M., Valentine, D.H., Walters, S.M., Webb, D.A., Eds.; University Press: Cambridge, 1968; Vol. 2, pp. 270–282. 4934
4935
74. Jacobs, M., Moore, D.M. *Violaceae*. In *Flora Malesiana, vol. 7*, 1971, pp. 178–212. 4936
75. Wang, J.C., Huang, T.C. Notes on the flora of Taiwan 9. The *Viola L.* Violaceae. *Taiwania* **1990**, *35*, 12–56. DOI: 10.6165/tai.1990.35.12. 4937
4938
76. Wang, C. *Violaceae. Flora Reipublicae Popularis Sinicae* **1991**, *51*, 1–148 [In Chinese]. 4939
77. Sun, K., Wang, Q., Wang, Y. Numerical taxonomic study of *Viola* in China. *J. Northwest Normal Univ. (Nat. Sci. Ed.)* **1997**, *33*, 69–73 [In Chinese, with English abstract]. 4940
4941
78. Chen, Y.S., Quin-er, Y., Ohba, H., Nikitin, V.V. *Violaceae*. In *Flora of China*, 2007; Vol. 13, pp. 74–111. 4942
79. Schmidt, A. *Violaceae*. *Flora Iranica* 169; ed. K.H. Rechinger; Akademische Druck- und Verlagsanstalt: Graz, 1992. 4943
80. Nicola, M.V. *Viola L.* In *Flora vascular de la República Argentina 17: Dicotyledoneae-Celastrales, Cucurbitales, Fagales, Malpighiaceae, Oxalidales*; F.O. Zuloaga, Belgrano, M.J., Eds.; Instituto de Botánica Darwinion, 2017, pp. 371–408. 4944
4945
81. Ballard, H.E., Sytsma, K.J. Evolution and biogeography of the woody Hawaiian violets (*Viola*, Violaceae): Arctic origins, herbaceous ancestry and bird dispersal. *Evolution* **2000**, *54*, 1521–1532. DOI: 10.1111/j.0014-3820.2000.tb00698.x. 4946
4947
82. Yoo, K.-O., Jang, S.-K., Lee, W.-T. Phylogeny of Korean *Viola* based on ITS sequences. *Korean J. Plant Taxon.* **2005**, *35*, 7–23 [In Korean]. DOI: 10.11110/kjpt.2005.35.1.007. 4948
4949
83. Yoo, K.-O., Jang, S.-K. Phylogenetic relationships of *Viola* based on *matK* and *atpB-rbcL* sequences of chloroplast DNA. *Korean J. Plant Taxon.* **2007**, *37*, 1–15 [In Korean]. DOI: 10.11110/kjpt.2007.37.1.001. 4950
4951
84. van den Hof, K., van den Berg, R.G., Gravendeel, B. Chalcone synthase gene lineage diversification confirms allopolyploid evolutionary relationships of European rostrate violets. *Mol. Biol. Evol.* **2008**, *25*, 2099–2108. DOI: 10.1093/molbev/msn157. 4952
4953
85. Havran, J.C., Sytsma, K.J., Ballard, H.E. Evolutionary relationships, interisland biogeography, and molecular evolution in the Hawaiian violets (*Viola*: Violaceae). *Am. J. Bot.* **2009**, *96*, 2087–2099. DOI: 10.3732/ajb.0900021. 4954
4955
86. Gong, Q., Zhou, J.S., Zhang, Y.X., Liang, G.X., Chen, H.F., Xing, F.W. Molecular systematics of genus *Viola L.* in China. *J. Trop. Subtrop. Bot.* **2010**, *18*, 633–642. DOI: 10.3969/j.issn.1005-3395.2010.06.007. 4956
4957
87. Liang, G.X., Xing, F.W. Infrageneric phylogeny of the genus *Viola* (Violaceae) based on *trnL-trnF*, *psbA-trnH*, *rpL16*, ITS sequences, cytological and morphological data. *Acta Bot. Yunn.* **2010**, *32*, 477–488. DOI: 10.3724/SP.J.1143.2010.10122. 4958
4959
88. Marcussen, T., Oxelman, B., Skog, A., Jakobsen, K.S. Evolution of plant RNA polymerase IV/V genes: evidence of subneofunctionalization of duplicated *NRPD2/NRPE2*-like paralogs in *Viola* (Violaceae). *BMC Evol. Biol.* **2010**, *10*, 45. DOI: 10.1186/1471-2148-10-45. 4960
4961
4962
89. Yoo, K.-O., Jang, S.-K. Infrageneric relationships of Korean *Viola* based on eight chloroplast markers. *J. Syst. Evol.* **2010**, *48*, 474–481. DOI: 10.1111/j.1759-6831.2010.00102.x. 4963
4964
90. Fan, Q., Chen, S., Wang, L., Chen, Z., Liao, W. A new species and new section of *Viola* (Violaceae) from Guangdong, China. *Phytotaxa* **2015**, *197*, 15–26. DOI: 10.11646/phytotaxa.197.1.2. 4965
4966
91. Mohammadi Shahrestani, M., Marcussen, T., Saeidi Mehrvarz, S., Yousefi, N. Morphological and phylogenetic relationships within *Viola* sect. *Sclerosium* (Violaceae) in Iran. *Flora* **2015**, *215*, 67–74. DOI: 10.1016/j.flora.2015.07.008. 4967
4968
92. Małobęcki, A., Marcussen, T., Bohdanowicz, J., Migdałek, G., Słomka, A., Kuta, E. Cleistogamy and phylogenetic position of *Viola uliginosa* (Violaceae) re-examined. *Bot. J. Linn. Soc.* **2016**, *182*, 180–194. DOI: 10.1111/boj.12460. 4969
4970
93. Blaxland, K., Ballard, H.E., Marcussen, T. *Viola pluviae* sp. nov. (Violaceae), a member of subsect. *Stolonosae* in the Pacific Northwest region of North America. *Nord. J. Bot.* **2018**, *36*, e01931. DOI: 10.1111/njb.01931. 4971
4972

94. Krause, S., Kadereit, J.W. Identity of the *Calcarata* species complex in *Viola* sect. *Melanium* (Violaceae). *Willdenowia* **2020**, *50*, 195–206. DOI: 10.3372/wi.50.50205. 4973
4974
95. Cowie, R.H., Bouchet, P., Fontaine, B. The Sixth Mass Extinction: fact, fiction or speculation? *Biol. Rev.* **2022**, *97*, 640–663. 4975
DOI: 10.1111/brv.12816. 4976
96. Bilz, M., Kell, S.P., Maxted, N., Lansdown, R.V. *European Red List of Vascular Plants*. Publications Office of the European 4977
Union: Luxembourg, 2011. 4978
97. Yokota, M., Higa, S., Yoshioka, H., Shimabuku, K.-I. *Viola stoloniflora* (Violaceae), a new species from the Ryukyus. *Bot. Mag. 4979*
Tokyo **1988**, *101*, 1–8. DOI: 10.1007/BF02488389. 4980
98. Kwiatkowska, M., Żabicka, J., Migdałek, G., et al. Comprehensive characteristics and genetic diversity of the endemic 4981
Australian *Viola banksii* (section *Erpetion*, Violaceae). *Aust. J. Bot.* **2019**, *67*, 81–98. DOI: 10.1071/BT18233. 4982
99. Moore, D.M. Chromosome numbers of Falkland islands angiosperms. *Br. Antarct. Surv. Bull.* **1967**, *14*, 69–82. 4983
100. Becker, W. *Violae andinae*. *Bot. Jahrb. Syst., Pflanzengesch. Pflanzengeogr.* **1906**, *37*, 587–592. 4984
101. Becker, W. *Violae Novae Americanae meridionalis*. *Repert. Spec. Nov. Regni Veg.* **1922**, *18*, 180–186. DOI: 10.1002/fedr.19220181004. 4985
102. Becker, W. Beiträge zur Veilchenflora Argentiniens und Chiles. *Repert. Spec. Nov. Regni Veg.* **1926**, *23*, 222–227. 4986
103. Huelsenbeck, J.P., Nielsen, R., Bollback, J.P. Stochastic Mapping of Morphological Characters. *Syst. Biol.* **2003**, *52*, 131–158. 4987
DOI: 10.1080/10635150309342. 4988
104. Kuta, E. Biosystematic studies on the genus *Viola* section *Plagiostigma* Godr. 1. Karyological analysis of *Viola epipsila* Ledeb., 4989
Viola palustris L. and their hybrid from Poland. *Acta Biol. Crac. Ser. Bot.* **1989**, *31*, 29–44. 4990
105. Kuta, E. Biosystematic studies on the genus *Viola* section *Plagiostigma* Godr. 2. Embryological analysis of *Viola epipsila* Ledeb., 4991
Viola palustris L. and their hybrid from Poland. *Acta Biol. Crac. Ser. Bot.* **1989**, *31*, 45–62. 4992
106. Schmidt, A. Zytotaxonomische Untersuchungen an europäischen *Viola*-Arten der Sektion *Nomimum*. *Oesterreich. Bot. Z.* 4993
1961, *108*, 20–88. DOI: jstor.org/stable/43337170. 4994
107. Moore, D.M. Population studies on *Viola lactea* Sm. and its wild hybrids. *Evolution* **1959**, *13*, 318–332. DOI: 10.1111/j.1558- 4995
5646.1959.tb03019.x. 4996
108. Marcussen, T., Borgen, L. Species delimitation in the Ponto-Caucasian *Viola sieheana* complex, based on evidence from 4997
allozymes, morphology, ploidy levels, and crossing experiments. *Plant Syst. Evol.* **2011**, *201*, 183–196. DOI: 10.1007/s00606- 4998
010-0377-z. 4999
109. Yoshida, M., Takeda, S., Yokoyama, J. A new and noteworthy hybrid of *Viola* (Violaceae) from Iwate, northern Japan: *Viola 5000*
rostrata var. *japonica* X *V. violacea* var. *makinoi*. *Acta Phytotaxon. Geobot.* **2016**, *67*, 115–122. DOI: 10.18942/APG.201517. 5001
110. Nikitin, V.V. New species and hybrids in the genus *Viola* L. (Violaceae) / Новые виды и гибриды рода *Viola* L. (Violaceae). 5002
Novosti Sistematiki Vysshikh Rastenii / Новости систематики высших растений **2003**, *35*, 135–146 (in Russian). 5003
111. Gradstein, F.M., Ogg, J.G., Smith, A.G. *A Geologic Time Scale 2004*. Cambridge University Press: Cambridge, 2005; pp. 589. 5004
112. Rice, A., Šmarda, P., Novosolov, M., Drori, M., Glick, L., Sabath, N., Meiri, S., Belmaker, J., Mayrose, I. The global 5005
biogeography of polyploid plants. *Nat. Ecol. Evol.* **2019**, *3*, 265–273. DOI: 10.1038/s41559-018-0787-9. 5006
113. Sanso, A.M., Seo, M.N. Chromosomes of some Argentine angiosperms and their taxonomic significance. *Caryologia* **2005**, *58*, 5007
171–177. DOI: 10.1080/00087114.2005.10589447. 5008
114. Reiche, K.F. *Violae chilenses*. Ein Beitrag zur Systematik der Gattung *Viola*. *Bot. Jahrb.* **1893**, *16*, 405–452. 5009
115. Watson, J.M., Flores, A.R., Arroyo-Leuenberger, S.C. A new *Viola* (Violaceae) from the Argentinian Andes. *Willdenowia* **2019**, 5010
49, 35–41, 7. DOI: 10.3372/wi.49.49105. 5011
116. Maximowicz, C.J. *Enumeratio plantarum hucusque in Mongolia nec non adiacente parte Turkestaniae sinensis lectarum Fasc. 1 5012*
Thalamiflorae et disciflorae. Typis Academiae Imperialis Scientiarum Petropolitanae: Petropoli, 1889. 5013
117. Reiche, K.F. *Familia Violáceas*. In (*Estudios críticos sobre la*) *Flora de Chile*; Santiago de Chile: Imprenta Cervantes, 1896; Vol. 1. 5014
Ranunculaceae to Coriaceae, pp. 137–162. 5015
118. Linnaeus, C. *Species Plantarum*. Laurentius Salvius: Holmiae [Stockholm], 1753; Vol. 2; pp. 561–1200. 5016
119. Borbás, V.v. *Viola*. In *Synopsis der Deutschen und Schweizer Flora, enthaltend die genauer bekannten phanerogamischen gewächse, 5017*
so wie die cryptogamischen gefäss-pflanzen, welche in Deutschland, der Schweiz, in Preussen und Istrien wild wachsen, Edition 3; E.H. 5018
Hallier, Brand, A., Eds.; O. R. Reisland: Leipzig, 1892; Vol. 1, pp. 161–226. 5019
120. Kupffer, K.R. *Violaceae*. In *Flora Caucasia Critica*; N.I. Kusnezow, Busch, N.A., Fomin, A.V., Eds.; Tipografija K. Mattisena: 5020
Jurjev, 1909; Vol. 3 (9), pp. 158–248. 5021
121. Gerstlauer, L. Vorschläge zur Systematik der einheimischen Veilchen. *Ber. Bayer. Bot. Ges. Erforsch. Heim. Flora* **1943**, *26*, 12– 5022
55. 5023
122. Barthélémy, D., Caraglio, Y. Plant Architecture: A Dynamic, Multilevel and Comprehensive Approach to Plant Form, 5024
Structure and Ontogeny. *Ann. Bot.* **2007**, *99*, 375–407. DOI: 10.1093/aob/mcl260. 5025
123. Seguí, J., Lázaro, A., Traveset, A., Salgado-Luarte, C., Gianoli, E. Phenotypic and reproductive responses of an Andean violet 5026
to environmental variation across an elevational gradient. *Alpine Botany* **2018**, *128*, 59–69. DOI: 10.1007/s00035-017-0195-9. 5027
124. Holdsworth, M. Cleistogamy of *Viola cunninghamii*. *Trans. R. Soc. N. Z., Bot.* **1966**, *3*, 169. 5028
125. Evans, L.T. Chasmogamous Flowering in *Viola palustris* L. *Nature* **1956**, *178*, 1301–1301. DOI: 10.1038/1781301a0. 5029

126. Mayers, A.M., Lord, E.M. Comparative flower development in the cleistogamous species *Viola odorata*. I. A growth rate study. *Am. J. Bot.* **1983**, *70*, 1548–1555. DOI: 10.1002/J.1537-2197.1983.TB10858.X. 5030
5031
127. Mayers, A.M., Lord, E.M. Comparative flower development in the cleistogamous species *Viola odorata*. II. An organographic study. *Am. J. Bot.* **1983**, *70*, 1556–1563. DOI: 10.1002/j.1537-2197.1983.tb10859.x. 5032
5033
128. Mayers, A.M., Lord, E.M. Comparative flower development in the cleistogamous species *Viola odorata*. III. A histological study. *Bot. Gaz.* **1984**, *145*, 83-91. DOI: 10.1086/337430. 5034
5035
129. Borgström, G. Formation of Cleistogamic and Chasmogamic Flowers in Wild Violets as a Photoperiodic Response. *Nature* **1939**, *144*, 514-515. DOI: 10.1038/144514b0. 5036
5037
130. Russell, N.H. Studies in the Photoperiodic Responses of Violets (*Viola*). *The Southwestern Naturalist* **1960**, *5*, 177-186. DOI: 10.2307/3668940. 5038
5039
131. Sternberger, A.L., Ruhil, A.V.S., Rosenthal, D.M., Ballard, H.E., Wyatt, S.E. Environmental impact on the temporal production of chasmogamous and cleistogamous flowers in the mixed breeding system of *Viola pubescens*. *PLoS ONE* **2020**, *15*, e0229726. DOI: 10.1371/journal.pone.0229726. 5040
5041
5042
132. Rubin, G., Paolillo, D.J., Jr. Vascular and general anatomy of the rootstocks of three stemless *Viola* species. *Ann. Bot.* **1978**, *42*, 981–988. DOI: 10.1093/oxfordjournals.aob.a085537. 5043
5044
133. Bağcı, Y., Dinç, M., Öztürk, M. Morphological, anatomical and ecological study on Turkish endemic *Viola yildirimlii* M. Dinç & Y. Bağcı. *Int. J. Nat. Eng. Sci.* **2008**, *2*, 1–5. 5045
5046
134. Gavrilova, O., Niktin, V.V. Palynological characteristics of East European *Viola* species (Violaceae) according to scanning electron microscope data. *Bot. Zhurn.* **2012**, *97*, 100–115. 5047
5048
135. Yousefi, N., Saeidi Mehrvarz, S., Marcussen, T. Anatomical studies on selected species of *Viola* (Violaceae). *Nord. J. Bot.* **2012**, *30*, 461–469. DOI: 10.1111/j.1756-1051.2011.01266.x. 5049
5050
136. Saeidi Mehrvarz, S., Vafi, M., Marcussen, T. Taxonomic and anatomical notes on *Viola* sect. *Viola* (Violaceae) in Iran. *Wulfenia* **2013**, *20*, 73–79. 5051
5052
137. Mohammadi Shahrestani, M., Saeidi Mehrvarz, S., Marcussen, T., Yousefi, N. Taxonomy and comparative anatomical studies of *Viola* sect. *Sclerosium* (Violaceae) in Iran. *Acta Bot. Gall.* **2014**, *161*, 343–353. DOI: 10.1080/12538078.2014.932702. 5053
5054
138. Colombo, P., Spadaro, V., Raimondo, F.M. Morpho-anatomical analysis of *Viola tineorum* and *V. ucriana* (Violaceae) endemic to the mountains around Palermo (NW-Sicily). *Bocconea* **2007**, *21*, 233–247. 5055
5056
139. Mereacre, A., Toniuc, A., Toma, C. Histo-anatomical observations regarding *Viola* l. Species in the Gârboavele reserve (county of Galați). *Analele Științifice ale Universității „Al. I. Cuza” Iași s. II a. Biologie vegetală* **2014**, *60*, 13–24. 5057
5058
140. Pilberg, C., Ricco, M.V., Alvarez, M.A. Foliar anatomy of *Viola maculata* growing in Parque Nacional Los Alerces, Chubut, Patagonia, Argentina. *Revista Brasileira de Farmacognosia* **2016**, *26*, 459-463. DOI: 10.1016/j.bjp.2016.03.008. 5059
5060
141. Chen, M., Gao, M.-F., Liu, L.-L., Wang, L.-H., Wang, K.-M., Hou, Y.-T. Comparative study on micro-morphology of the leaf surfaces from the genus *Viola* L. (Violaceae) in Shandong. *J. Wuhan Bot. Res.* **2010**, *2010-03*. 5061
5062
142. Meusel, H., Kästner, A. Zur Wuchsform einiger Veilchenarten. *Phyton* **1974**, *16*, 127–135. 5063
143. Mark, P.J.L., Wortley, A.H., Furness, C.A. Not a shrinking violet: Pollen morphology of Violaceae (Malpighiales). *Grana* **2012**, *51*, 181–193. DOI: 10.1080/00173134.2012.679310. 5064
5065
144. Nadot, S., Ballard, H.E., Creach, J.B., Dajoz, I. The evolution of pollen heteromorphism in *Viola*: A phylogenetic approach. *Plant Syst. Evol.* **2000**, *223*, 155–171. DOI: jstor.org/stable/23643934. 5066
5067
145. Oszast, J., Stuchlik, L. The Neogene vegetation of the Podhale (West Carpathians, Poland) [Roslinnosc Polhala w Neogenie]. *Acta Palaeobot.* **1977**, *18*, 45–86. 5068
5069
146. Li, W.-Y., Wu, H.-F. A palynological investigation on the Late Tertiary and Early Quaternary and its significance in the paleogeographical study in Central Yunnan [In Chinese with English summary]. *Acta Geographica Sinica (Ti Li Lsueh Pao)* **1978**, *33*, 142–155. 5070
5071
5072
147. Bolotnikova, M.D. *Spore and pollen assemblages from Tertiary deposits of the Western Shore of the Japanese Sea [Sporovo-pyltsevye komplekxy Tretichnykh otlozheniy Zapadnogo Poberezhya Yaponskogo Morya]*. Akademiya Nauk SSR, Far-East Research Center; Institute of Biology, 1979; pp. 1–195. 5073
5074
5075
148. Zheng, Y.-H., Zhou, S.-F., Liu, X.-Q., Wang, L.-Y., Xu, S.-J., Wang, X.-Z. Neogene sporo-pollen grains from northern Jiangsu and South Yellow Sea Basin [In Chinese with English summary]. *Bulletin of the Nanjing Institute of Geology and Palaeontology, (Academia Sinica)* **1981**, *3*, 29–90. 5076
5077
5078
149. Tomskaya, A.I. *Palynology of Cenozoic deposits of Yakut [Palinologiya Kaynozoya Yakutii]*. Trudy Institut Geologii, Yakutskii Filial, Akademiya Nauk SSR: Sibirskoe Otdelenie, 1981; pp. 1–221. 5079
5080
150. Knobloch, E. Paleobotanic evidence on the age of the Plio-Pleistocene deposits between Mohelnice and Kromeriz [Paleobotanické Doklady Ke Stari Pliocennich-Pleistocennich Ulož Mezi Mohelnici a Kromerizi]. *Vestník Ustředního ústavu Geologického [Bulletin of the Geological Survey of Prague]* **1987**, *62*, 25–33. 5081
5082
5083
151. Utescher, T., Ivanov, D., Harzhauser, M., Bozukov, V., Ashraf, A.R., Rolf, C., Urbat, M., Mosbrugger, V. Cyclic climate and vegetation change in the late Miocene of Western Bulgaria. *Palaeogeogr., Palaeoclimatol., Palaeoecol.* **2009**, *272*, 99–114. DOI: 10.1186/s42501-018-0019-x. 5084
5085
5086

152. Szafer, W. Flora pliocenińska z Krościenka n/Dunajcem, II (The Pliocene flora of Krościenko in Poland). *Rozpr. Wydz. Mat. Przyr. PAU, Dz. B* **1947**, 72, 1--213. 5087
5088
153. Szafer, W. Miocenska Flora ze Starych Gliwic na Slasku (Miocene Flora of Stare Gliwice in Upper Silesia). *Prace Instytut Geologiczny* **1961**, 33, 1--205. 5089
5090
154. Dorofeev, P.I. *Tretichmye flory zapadnoi Sibiri [The Tertiary floras of western Siberia]*. Izdatel'stvo Akademii Nauk SSSR: Moscow / Leningrad, 1963; pp. 343. 5091
5092
155. Łańcucka-Środoniowa, M. Macroscopic plant remains from the freshwater Miocene of the Nowy Sącz Basin (West Carpathians, Poland) / Szczątki makroskopowe roślin z miocenu słodkowodnego Kotliny Sądeckiej (Karpaty Zachodnie, Polska). *Acta Palaeobot.* **1979**, 20, 3--117. 5093
5094
5095
156. Van der Burgh, J. Allochthonous seed and fruit floras from the Pliocene of the lower Rhine Basin. *Rev. Palaeobot. Palynol.* **1983**, 40, 33--90. DOI: 10.1016/0034-6667(83)90004-0. 5096
5097
157. Van der Burgh, J. Miocene floras in the lower Rhenish Basin and their ecological interpretation. *Rev. Palaeobot. Palynol.* **1987**, 52, 299--366. DOI: 10.1016/0034-6667(87)90064-9. 5098
5099
158. Mai, D.H., Walther, H. Die pliozänen Floren von Thüringen, Deutsche Demokratische Republik. *Quartärpalaeontologie* **1988**, 7, 55--297. 5100
5101
159. Mai, D.H. Die mittelmiozänen und obermiozänen Floren aus der Meuroer und Raunoer Folge in der Lausitz. III. Fundstellen und Palaeobiologie. *Palaeontograph. Abt. B* **2001**, 258, 1--85. 5102
5103
160. Kovar-Eder, J., Meller, B. Plant assemblages from the hanging wall sequence of the opencast mine Oberdorf N Voitsberg, Styria (Austria, Early Miocene, Otnangian). *Palaeontographica Abteilung B -Stuttgart* **2001**, 259, 65--112. 5104
5105
161. Arbuzova, O.N. *Viola L. In Iskopaemye tsvetkovye rastenija Rossii i sopredel'nyh gosudarstvo [Fossil flowering plants of Russia and adjacent states]. Nyctaginaceae – Salicaceae*; L. Budantsev, Ed.: Moskva and Sankt-Peterburg, 2005; Vol. 4, pp. 48--52 [In Russian]. 5106
5107
162. Hollick, A. Plant remains from a Pleistocene lake deposit in the Upper Connecticut River Valley. *Brittonia* **1931**, 1, 35--55. 5108
163. Bennike, O. News from the Plio-Pleistocene Kap København Formation, North Greenland. *Polar Res.* **1987**, 5, 339--340. DOI: 10.3402/polar.v5i3.6908 5109
5110
164. Farlow, J.O., Sunderman, J.A., Havens, J.J., et al. The Pipe Creek Sinkhole biota, a diverse late Tertiary continental fossil assemblage from Grant County, Indiana. *Am. Midl. Nat.* **2001**, 145, 367--378. DOI: 10.1674/0003-0031(2001)145[0367:TPCSBA]2.0.CO;2. 5111
5112
5113
165. Fletcher, T.L., Telka, A., Rybczynski, N., Matthews, J.V., Jr. Neogene and early Pleistocene flora from Alaska, USA and Arctic/Subarctic Canada: New data, intercontinental comparisons and correlations. *Palaeontologia Electronica* **2021**, 24, a08. DOI: 10.26879/1121. 5114
5115
5116
166. Ciangherotti, A., Esu, D., Martinetto, E., Giuntelli, P. The remarkable Middle Pliocene non-marine mollusc record from Ceresole d'Alba, Piedmont, north-west Italy: Biochronology, palaeobiogeography and palaeoecology supported by fossil plants. *Geobios* **2007**, 40, 573--587. DOI: 10.1016/j.geobios.2006.10.005. 5117
5118
5119
167. Kovar-Eder, J., Kvaček, Z., Meller, B. Comparing Early to Middle Miocene floras and probable vegetation types of Oberdorf N Voitsberg (Austria), Bohemia (Czech Republic), and Wackersdorf (Germany). *Rev. Palaeobot. Palynol.* **2001**, 114, 83--125. DOI: 10.1016/s0034-6667(00)00070-1. 5120
5121
5122
168. Nemcok, M., Pospisil, L., Lexa, J., Donelick, R.A. Tertiary subduction and slab break-off model of the Carpathian-Pannonian region. *Tectonophysics* **1998**, 295, 307-340. DOI: 10.1016/S0040-1951(98)00092-4. 5123
5124
169. Babushkin, A.E., Volkova, V.S., Gribidenko, Z.N. *Unified Regional Stratigraphic Charts of Neogene and Paleogene Deposits of the West Siberian Plain and Explanatory Note [in Russian]*. Novosibirsk, 2001; pp. 1--82. 5125
5126
170. Schäfer, A., Utescher, T., Mörs, T. Stratigraphy of the Cenozoic Lower Rhine Basin, northwestern Germany. *Newsl. Stratigr.* **2004**, 40, 73--110. DOI: 10.1127/0078-0421/2004/0040-0073. 5127
5128
171. Bojňanský, V., Fargašová, A. *Atlas of Seeds and Fruits of Central and East-European Flora. The Carpathian Mountains Region*. Springer Netherlands: Dordrecht, 2007; pp. 1--1046. 5129
5130
172. Gil-ad, N.L. The micromorphologies of seed coats and petal trichomes of the taxa of *Viola* subsect. *Boreali-Americanae* (Violaceae) and their utility in discerning orthospecies from hybrids. *Brittonia* **1998**, 50, 91--121. DOI: 10.2307/2807722. 5131
5132
173. Beattie, A.J., Lyons, N. Seed dispersal in *Viola* (Violaceae): Adaptations and strategies. *Am. J. Bot.* **1975**, 62, 714--722. DOI: 10.2307/2442060. 5133
5134
174. Eckstein, R.L., Otte, A. Effects of cleistogamy and pollen source on seed production and offspring performance in three endangered violets. *Basic Appl. Ecol.* **2005**, 6, 339--350. DOI: 10.1016/j.baae.2004.12.002. 5135
5136
175. Yockteng, R., Ballard, H.E., Mansion, G., Dajoz, I., Nadot, S. Phylogenetic relationships among pansies (*Viola* section *Melanium*) investigated using ITS and ISSR markers. *Plant Syst. Evol.* **2003**, 241, 153--170. DOI: 10.1007/s00606-003-0045-7. 5137
5138
176. Šmarda, P., Knapěk, O., Březinová, A., et al. Genome sizes and genomic guanine+cytosine (GC) contents of the Czech vascular flora with new estimates for 1700 species. *Preslia* **2019**, 91, 117--142. DOI: 10.23855/preslia.2019.117. 5139
5140
177. Pustahija, F., Brown, S.C., Bogunić, F., et al. Small genomes dominate in plants growing on serpentine soils in West Balkans, an exhaustive study of 8 habitats covering 308 taxa. *Plant and Soil* **2013**, 373, 427--453. DOI: 10.1007/s11104-013-1794-x. 5141
5142

178. Siljak-Yakovlev, S., Pustahija, F., Šolić, E.M., Bogunić, F., Muratović, E., Bašić, N., Catrice, O., Brown, S.C. Towards a Genome Size and Chromosome Number Database of Balkan Flora: C-Values in 343 Taxa with Novel Values for 242. *Advanced Science Letters* **2010**, *3*, 190-213. DOI: 10.1166/ASL.2010.1115. 5143
5144
5145
179. Cires, E., Cuesta, C., Fernández Casado, M.A., Nava, H.S., Vázquez, V.M., Fernández Prieto, J.A. Isolation of plant nuclei suitable for flow cytometry from species with extremely mucilaginous compounds: an example in the genus *Viola* L. (Violaceae). *An. Jard. Bot. Madrid* **2011**, *68*, 139–154. DOI: 10.3989/ajbm.2273. 5146
5147
5148
180. Gonzáles, P., Cano, A. Two new species of *Viola* (Violaceae) named in honor of preceding Peruvian botanists. *Phytotaxa* **2016**, *283*, 83–090. DOI: dx.doi.org/10.11646/phytotaxa.283.1.6. 5149
5150
181. Gonzáles, P., Molina-Alor, J. *Viola tovarii* (Violaceae), a new species for Peruvian high Andes. *Phytotaxa* **2020**, *451*, 245–250. DOI: 10.11646/phytotaxa.451.3.8. 5151
5152
182. Nicola, M.V., Salomón, L., Zuloaga, F.O. Nomenclatural and taxonomic study in species of *Viola* (Violaceae) from Argentina. *2018* **2018**, *338*, 26. DOI: 10.11646/phytotaxa.338.2.1. 5153
5154
183. McCauley, R.A., Ballard, H.E. *Viola calcicola* (Violaceae), a new endemic violet from the Guadalupe Mountains of New Mexico and Texas. *J. Bot. Res. Inst. Texas* **2013**, *7*, 9–20. DOI: jstor.org/stable/24621043. 5155
5156
184. Thiele, K., De Salas, M.F., Walsh, N.G., Messina, A., Little, R.J., Prober, S.M. *Viola curtisiae*, a new rank for a poorly understood species, with notes on *V. hederacea* subsp *seppeltiana*. *Muelleria* **2018**, *36*, 107-111. 5157
5158
185. Thiele, K.R., Prober, S.M. New species and a new hybrid in the *Viola hederacea* species complex, with notes on *Viola hederacea* Labill. *Muelleria* **2003**, *18*, 7–25. 5159
5160
186. Thiele, K.R., Prober, S.M. *Viola silicestris*, a new species in *Viola* section *Erpetion* from Australia. *Telopea* **2006**, *11*, 99–104. DOI: 10.7751/telopea20065710. 5161
5162
187. Salas, M.F.d. *Viola serpentinicola* (Violaceae), a new Tasmanian species endemic to serpentinised ultramafic soils. *Muelleria* **2018**, *36*, 112–117. 5163
5164
188. Okamoto, M. A new species of *Viola* collected in East Kalimantan, with notes on the seed dispersal of the allied species concerned. *Bulletin of the Osaka Museum of Natural History* **1984**, *37*. 5165
5166
189. Okamoto, M., Okada, H., Ueda, K. Morphology and chromosome number of *Viola pilosa*, and its systematic position. *Taxon* **1993**, *42*, 781–787. DOI: 10.2307/1223263. 5167
5168
190. Okamoto, M., Ueda, K. A new species of violet from Seram (Moluccas). *Acta Phytotaxon. Geobot.* **1986**, *37*, 1–8. DOI: 10.18942/bunruichiri.KJ00001078567. 5169
5170
191. Li, X.-C., Wang, Z.-W., Wang, Q., Ge, B.-J., Chen, B., Yu, P., Zhong, X. *Viola shiweii*, a new species of *Viola* (Violaceae) from karst forest in Guizhou, China *PhytoKeys* **2022**. 5171
5172
192. Sternberger, A.L., Bowman, M.J., Kruse, C.P.S., Childs, K.L., Ballard, H.E., Wyatt, S.E. Transcriptomics Identifies Modules of Differentially Expressed Genes and Novel Cyclotides in *Viola pubescens*. *Frontiers in Plant Science* **2019**, *10*. DOI: 10.3389/fpls.2019.00156. 5173
5174
5175
193. Lewin, H.A., Richards, S., Lieberman Aiden, E., et al. The Earth BioGenome Project 2020: Starting the clock. *Proc. Natl. Acad. Sci.* **2022**, *119*, e2115635118. DOI: 10.1073/pnas.2115635118. 5176
5177
194. Slazak, B., Jacobsson, E., Kuta, E., Göransson, U. Exogenous plant hormones and cyclotide expression in *Viola uliginosa* (Violaceae). *Phytochemistry* **2015**, *117*, 527-536. DOI: 10.1016/j.phytochem.2015.07.016. 5178
5179
195. Gao, J., Luo, M., Zhu, Y., He, Y., Wang, Q., Zhang, C. Transcriptome sequencing and differential gene expression analysis in *Viola yedoensis* Makino (Fam. Violaceae) responsive to cadmium (Cd) pollution. *Biochem. Biophys. Res. Commun.* **2015**, *459*, 60–65. DOI: 10.1016/j.bbrc.2015.02.066. 5180
5181
5182
196. Leebens-Mack, J.H., Barker, M.S., Carpenter, E.J., et al. One thousand plant transcriptomes and the phylogenomics of green plants. *Nature* **2019**, *574*, 679-685. DOI: 10.1038/s41586-019-1693-2. 5183
5184
197. Brainerd, E. *Viola* [Tourn.] L. In *An illustrated flora of the northern United States, Canada and the British possessions : from Newfoundland to the parallel of the southern boundary of Virginia, and from the Atlantic Ocean westward to the 102d meridian*; N.L. Britton, Brown, A., Eds.; C. Scribner's sons: New York, 1913; Vol. 2, pp. 545–563. 5185
5186
5187
198. Grey-Wilson, C. Notes on African Violaceae. *Kew Bull.* **1981**, *36*, 103–126. DOI: 10.2307/4119009. 5188
199. Morton, J.K. Chromosome numbers and polyploidy in the flora of Cameroon Mountain. *Opera Bot.* **1993**, *121*, 159–172. 5189
200. Gizaw, A., Brochmann, C., Nemomissa, S., et al. Colonization and diversification in the African 'sky islands': insights from fossil-calibrated molecular dating of *Lychnis* (Caryophyllaceae). *New Phytol.* **2016**, *211*, 719-734. DOI: 10.1111/nph.13937. 5190
5191
201. Stebbins, G.L., Harvey, B.L., Cox, E.L., Rutger, J.N., Jelencovic, G., Yagil, E. Identification of the ancestry of an amphiploid *Viola* with the aid of paper chromatography. *Am. J. Bot.* **1963**, *50*, 830–839. DOI: 10.2307/2440202. 5192
5193
202. Fabijan, D.M., Packer, J.G., Denford, K.E. The taxonomy of the *Viola nuttallii* complex. *Can. J. Bot.* **1987**, *65*, 2562–2580. DOI: 10.1139/b87-347. 5194
5195
203. Probatova, N.S., Barkalov, V.Y., Stepanov, N.V. Chromosome numbers in some vascular plant species from Siberia and the Russian Far East. *Botanica Pacifica* **2017**, *61*, 51–55. DOI: 10.17581/bp.2017.06103. 5196
5197
204. Herrera, C.M. Selection on floral morphology and environmental determinants of fecundity in a hawk moth-pollinated violet. *Ecological Monographs* **1993**, *63*, 251-275. DOI: 10.2307/2937101. 5198
5199

205. Melchior, H., Cuatrecasas, J. La *Viola cazorlensis*, su distribución, sistemática y biología. *Cavanillesia* **1935**, *7*, 133–148. 5200
206. Schmidt, A. Zur Systematischen Stellung von *Viola chelmea* Boiss. et Heldr. ssp. *chelmea* und *V. delphinantha* Boiss. *Ber. Dtsch. Bot. Ges.* **1964**, *77*, 256–261. 5201
5202
207. Smith-White, S. Cytological evolution in the Australian flora. *Cold Spring Harb. Symp. Quant. Biol.* **1959**, *24*, 273–289. 5203
208. Sun, K., Wang, C.-j. Notes on the Chinese Violaceae (II) - cytological studies on some violets of China. *Bulletin of Botanical Research* **1991**, *11*, 69–72. 5204
5205
209. Becker, W. *Violae Asiaticae et Australenses*. II. *Beih. zum Bot. Centralbl.* **1917**, *34*, 373–433. 5206
210. Freitas, L., Sazima, M. Floral biology and pollination in two *Viola* species - from nectar to pollen flowers? *Ann. Bot.* **2003**, *91*, 311–317. DOI: 10.1093/aob/mcg025. 5207
5208
211. Nieuwland, J.A., Kaczmarek, R.M. Studies in *Viola*. I. Proposed segregates of *Viola*. *Am. Midl. Nat.* **1914**, *3*, 207–217. DOI: 10.2307/2992979. 5209
5210
212. Słomka, A., Godzik, B., Szarek-Łukaszewska, G., Shuka, L., Hoef-Emden, K., Bothe, H. Albanian violets of the section *Melanium*, their morphological variability, genetic similarity and their adaptations to serpentine or chalk soils. *J. Plant Physiol.* **2015**, *174*, 110–123. DOI: 10.1016/j.jplph.2014.09.010. 5211
5212
213. Słomka, A., Wolny, E., Kuta, E. *Viola tricolor* (Violaceae) is a karyologically unstable species. *Plant Biosyst.* **2014**, *148*, 602–608. DOI: 10.1080/11263504.2013.788576 5214
5215
214. Scoppola, A., Cardoni, S., Marcussen, T., Simeone, M.C. Complex scenarios of reticulation, polyploidization and species diversity within annual pansies (*Viola* sect. *Melanium*, Violaceae): insights from 5S-IGS High-Throughput Sequencing and plastid DNA variation. **2022**. 5216
5217
5218
215. Leitch, I.J., Johnston, E., Pellicer, J., Hidalgo, O., Bennett, M.D. Angiosperm DNA C-values Database, Release 9.0. <https://cvalues.science.kew.org/>. **2019**. 5219
5220
216. Clausen, J. Cyto-genetic and taxonomic investigations on *Melanium* violets. *Hereditas* **1931**, *15*, 219–308. DOI: 10.1111/j.1601-5223.1931.tb02553.x. 5221
5222
217. Erben, M. The significance of hybridization on the forming of species in the genus *Viola*. *Bocconea* **1996**, *5*, 113–118. 5223
218. Clausen, J., Channel, R.B., Nur, U. *Viola rafinesquii*, the only *Melanium* violet native to North America. *Rhodora* **1964**, *66*, 32–46. DOI: jstor.org/stable/23306571. 5224
5225
219. Shinnars, L.H. *Viola rafinesquii*: nomenclature and native status. *Rhodora* **1961**, *63*, 327–335. DOI: jstor.org/stable/23306642. 5226
220. Casazza, G., Grassi, F., Zecca, G., Minuto, L. Phylogeographic Insights into a Peripheral Refugium: The Importance of Cumulative Effect of Glaciation on the Genetic Structure of Two Endemic Plants. *PLoS ONE* **2016**, *11*, e0166983. DOI: 10.1371/journal.pone.0166983. 5227
5228
5229
221. Roux, J.P., *Flora of South Africa*. 2003, South African Biodiversity Institute (SANBI). p. <https://plants.jstor.org/collection/FLOSA>. 5230
5231
222. Hooker, J.D. *The botany of the Antarctic voyage of H.M. discovery ships Erebus and Terror in the Years 1839-1843*. Reeve Brothers: London, 1844; Vol. 2 pt. 1. 5232
5233
223. Hair, J.B., Beuzenberg, E.J. Contributions to a chromosome atlas of the New Zealand flora — 2. Miscellaneous families. *New Zealand Journal of Science* **1959**, *2*, 148–156. 5234
5235
224. Laing, R.M., Blackwell, E.W. *Plants of New Zealand*. Whitcombe and Tombs, Ltd.: Christchurch, 1906; Vol. 1906. 5236
225. Brainerd, E. Some natural violet hybrids of North America. *Vt. Agric. Exp. Station, Bull.* **1924**, *239*, 1–255. 5237
226. Dakskobler, I., Trnkoczy, I. *Viola sororia* Willd. = *V. cucullata* auct., non Aiton = *Viola obliqua* Hill. *Hladnikia* **2010**, *25*, 53–55. 5238
227. Maslo, S., Sarajlić, N., Kotrošan, D. *Viola sororia* Willd. (Violaceae): new alien species in the flora of Bosnia and Herzegovina. *Glas. Hrvat. bot. druš.* **2018**, *6*, 20–24. 5239
5240
228. Wirth, T., Kovács, D., Csiky, J. Contributions to the escaped, naturalised and potentially invasive species of the Hungarian adventive flora. *Kitaibelia* **2020**, *25*, 111–156. DOI: 10.17542/kit.25.111. 5241
5242
229. Vitek, E., Danihelka, J., Adler, W. *Viola x palmata* (Violaceae) new for Austria and Europe. *Ann. Naturhist. Mus. Wien, B* **2012**, *113*, 264–265. 5243
5244
230. Baker, M.S. Studies in western violets—II. New species and varieties. *Madroño* **1936**, *3*, 232–239. DOI: jstor.org/stable/41422173. 5245
231. Baker, M.S. Studies in western violets—III. *Madroño* **1940**, *5*, 218–231. DOI: jstor.org/stable/41422360. 5246
232. Taylor, R.L., Mulligan, G.A. *Flora of the Queen Charlotte Islands. Part 2. Cytological aspects of the vascular plants*. Roger Duhamel, F.R.S.C.: Ottawa, Canada, 1968. 5247
5248
233. Carlquist, S. *Comparative wood anatomy: Systematic, ecological, and evolutionary aspects of dicotyledon wood*. 2 ed. Springer Series in Wood Science; ed. T.E. Timell; Springer: Berlin, 2001. 5249
5250
234. Shaw, K.L., Gillespie, R.G. Comparative phylogeography of oceanic archipelagos: Hotspots for inferences of evolutionary process. *Proc. Natl. Acad. Sci.* **2016**, *113*, 7986–7993. DOI: 10.1073/pnas.1601078113. 5251
5252
235. Becker, W.A., Ewart, L.C. Pollination, seed set and pollen tube growth investigations in *Viola pedata* L. *Acta Hortic.* **1990**, *272*, 33–36. DOI: 10.17660/ActaHortic.1990.272.3. 5253
5254
236. Chen, Y.S., Yang, Q.E. A new species of *Viola* (Violaceae) from southern China. *Bot. J. Linn. Soc.* **2008**, *158*, 755–761. DOI: 10.1111/j.1095-8339.2008.00935.x. 5255
5256

237. Su, X., Hou, Y.-Y., Gao, T., Wang, Y.-L., Sun, K. Taxonomic position of *Viola tubrifera* based on morphological variation of the populations and digital specimen. *Bulletin of Botanical Research* **2018**, *38*, 189-194. DOI: 10.7525/j.issn.1673-5102.2018.02.004. 5257
5258
5259
238. Zhou, J.S., Xing, F.W. *Viola changii* sp. nov. (Violaceae) from Guangdong, southern China. *Nord. J. Bot.* **2007**, *25*, 303–305. DOI: 10.1111/j.0107-055X.2008.00198.x. 5260
5261
239. Zhou, J.S., Qin, G., Xing, F.W. *Viola nanlingensis* (Violaceae), a new species from Guangdong, southern China. *Acta Bot. Fenn.* **2008**, *45*, 233–236. DOI: 10.5735/085.045.0312. 5262
5263
240. Dong, A.Q., Zhou, J.S., Gong, Q., Xing, F.W. A new species of *Viola* (Violaceae) from Guangdong, China. *Novon* **2009**, *19*, 457–470. DOI: 10.3417/2007157. 5264
5265
241. Ning, Z.-L., Zeng, Z.-X., Chen, L., Xu, B.-Q., Liao, J.-P. *Viola jinggangshanensis* (Violaceae), a new species from Jiangxi, China. *Ann. Bot. Fenn.* **2012**, *49*, 383–386. DOI: 10.5735/085.049.0610. 5266
5267
242. Huang, Y.-S., Kang, N., Zhong, X.-J., Liao, W.-B., Fan, Q. A new species of *Viola* (Violaceae) from Guangdong Province, China. *PhytoKeys* **2021**, *176*. DOI: 10.3897/phytokeys.176.65443. 5268
5269
243. Becker, W. *Violae Asiaticae et Australenses* VI. *Beih. zum Bot. Centralbl.* **1924**, *40*, 119–171. 5270
244. Hu, H.-H., Liu, B., Liang, Y.-S., Ye, J.-F., Saqib, S., Meng, Z., Lu, L.-M., Chen, Z.-D. An updated Chinese vascular plant tree of life: Phylogenetic diversity hotspots revisited. *J. Syst. Evol.* **2020**, *58*, 663–672. DOI: 10.1111/jse.12642. 5271
5272
245. Nakamura, K., Denda, T., Kokubugata, G., Huang, C.-J., Peng, C.-I., Yokota, M. Phylogeny and biogeography of the *Viola iwagawae-tashiroi* species complex (Violaceae, section *Plagiostigma*) endemic to the Ryukyu Archipelago, Japan. *Plant Syst. Evol.* **2015**, *301*, 337–351. DOI: 10.1007/s00606-014-1076-y. 5273
5274
5275
246. Russell, N.H. The taxonomy of the North American acaulescent white violets. *Am. Midl. Nat.* **1955**, *54*, 481–494. DOI: 10.2307/2422583. 5276
5277
247. McKinney, L.E., Russell, N.H. Violaceae of the Southeastern United States. *Castanea* **2002**, *67*, 369–379. DOI: jstor.org/stable/4034132. 5278
5279
248. Little, R.J., McKinney, L.E. *Violaceae* Batsch. In *Flora of North America North of Mexico*; Flora of North America Editorial Committee 1993+, Ed.: New York and Oxford. <http://www.efloras.org>, 2016; Vol. 6. 5280
5281
249. Chen, Y.S., Yang, Q.E. Two new stoloniferous species of *Viola* (Violaceae) from China. *Bot. J. Linn. Soc.* **2009**, *159*, 349–356. DOI: 10.1111/j.1095-8339.2008.00911.x. 5282
5283
250. Becker, W. *Violae Asiaticae et Australenses*. III. *Beih. zum Bot. Centralbl.* **1918**, *36*, 15–59. 5284
251. Bhellum, Magotra. *Viola kouliana* Bhellum & Magotra sp. nov. (Section *Sclerosium*, Violaceae): A new species from India. *Nord. J. Bot.* **2022**, (in press). 5285
5286
252. Gilbert, M.G. Notes on Violaceae from Ethiopia. *Nord. J. Bot.* **1992**, *12*, 689–693. DOI: 10.1111/j.1756-1051.1992.tb01848.x. 5287
253. Kroon, D., Steens, T., Troelstra, S.R. Onset of monsoonal related upwelling in the western Arabian sea as revealed by planktonic foraminifers. *Proc. Ocean Drill. Program, Sci. Results* **1991**, *117*, 257–263. DOI: 10.2973/odp.proc.sr.117.126.1991. 5288
5289
254. Prell, W.L., Kutzbach, J.E. Sensitivity of the Indian monsoon to forcing parameters and implications for its evolution. *Nature* **1992**, *360*, 647–652. DOI: 10.1038/360647A0. 5290
5291
255. Kausel, E. Lista de las Mirtaceas y Leptospermaceas Argentinas. *Lilloa* **1966**, *32*, 323–368. 5292
256. Nikitin, V.V. *Violaceae*. In *Flora Europae orientalis / Flora wostocznoj Evropy: Magnoliopsida*; N.N. Tzvelev, Ed.; Mir i Semia-95: St. Petersburg, 1996; Vol. 9, pp. 180–205. 5293
5294
257. Moore, D.M., Harvey, M.J. Cytogenetic relationships of *Viola lactea* Sm. and other West European arosulate species. *New Phytol.* **1961**, *60*, 85–95. DOI: jstor.org/stable/2429790. 5295
5296
258. Eckstein, R., O'Neill, R., Danihelka, J., Otte, A., Kohler, W. Genetic structure among and within peripheral and central populations of three endangered floodplain violets. *Mol. Ecol.* **2006**, *15*, 2367–2379. DOI: 10.1111/j.1365-294X.2006.02944.x. 5297
5298
259. Eckstein, R.L., Hölzel, N., Danihelka, J. Biological Flora of Central Europe: *Viola elatior*, *V. pumila*, and *V. stagnina*. *Perspect. Plant Ecol., Evol. Syst.* **2006**, *8*, 45–66. DOI: 10.1016/J.PPEES.2006.01.001. 5299
5300
260. Peng, C.-I. Digital Flora of Taiwan. <http://www.efloras.org> **2004**. 5301
261. Marcussen, T., Borgen, L. Allozymic variation and relationships within *Viola* subsection *Viola* (Violaceae). *Plant Syst. Evol.* **2000**, *223*, 29–57. DOI: 10.1007/BF00985325. 5302
5303
262. Greuter, W., Rechinger, K.H. Flora der Insel Kythera : gleichzeitig Beginn einer nomenklatorischen Überprüfung der griechischen Gefäßpflanzenarten. *Boissiera : mémoires de botanique systématique* **1967**, *13*. DOI: 10.5169/seals-895631. 5304
5305
263. POWO. Plants of the World Online. Facilitated by the Royal Botanic Gardens, Kew. Published on the Internet; <http://www.plantsoftheworldonline.org/> Retrieved 08 July 2021. **2021**. 5306
5307
264. Ballard, H.E., Wujek, D.E. Evidence for the recognition of *Viola appalachensis*. *Syst. Bot.* **1994**, *19*, 523–538. DOI: 10.2307/2419775. 5308
5309
265. Rice, A., Glick, L., Abadi, S., Einhorn, M., Kopelman, N.M., Salman-Minkov, A., Mayzel, J., Chay, O., Mayrose, I. The Chromosome Counts Database (CCDB) – a community resource of plant chromosome numbers. *New Phytol.* **2015**, *206*, 19–26. DOI: 10.1111/nph.13191. 5310
5311
5312

-
266. GBIF: The Global Biodiversity Information Facility. What is GBIF?. Available from <https://www.gbif.org/what-is-gbif> [13 December 2021]. **2021**. 5313
5314
267. R Core Team. R: A Language and Environment for Statistical Computing. Vienna, Austria. Retrieved from <https://www.R-project.org/>. **2022**. 5315
5316
268. Chamberlain, S.A., Boettiger, C. R Python, and Ruby clients for GBIF species occurrence data. *PeerJ Preprints* **2017**, *5*, e3304v1. 5317
DOI: 10.7287/peerj.preprints.3304v1. 5318
269. Wickham, H., Averick, M., Bryan, J., et al. Welcome to the tidyverse. *Journal of Open Source Software* **2019**, *4*, 1686. DOI: 5319
10.21105/joss.01686. 5320
270. Hijmans, R.J., Eten, J.v. raster: Geographic analysis and modeling with raster data. R package version 2.0-12. 5321
<http://CRAN.R-project.org/package=raster>. **2012**. 5322
271. Töpel, M., Zizka, A., Calió, M.F., Scharn, R., Silvestro, D., Antonelli, A. SpeciesGeoCoder: Fast Categorization of Species 5323
Occurrences for Analyses of Biodiversity, Biogeography, Ecology, and Evolution. *Syst. Biol.* **2016**, *66*, 145-151. DOI: 5324
10.1093/sysbio/syw064. 5325
272. Bivand, R., Lewin-Koh, N., Pebesma, E., et al. maptools: Tools for handling spatial objects. *R package version 0.9* **2019**. 5326
273. Keitt, T.H., Bivand, R., Pebesma, E., Rowlingson, B. rgdal: Bindings for the Geospatial Data Abstraction Library. *R package 5327*
version 0.6-27 **2010**. 5328
274. Cooper, N. Package 'reader': Suite of Functions to Flexibly Read Data from Files. <https://CRAN.R-project.org/package=reader> 5329
2017. 5330
275. Larsson, A. AliView: a fast and lightweight alignment viewer and editor for large data sets. *Bioinformatics* **2014**, *30*, 3276-- 5331
3278. DOI: 10.1093/bioinformatics/btu531. 5332
276. Simmons, M.P., Ochoterena, H. Gaps as characters in sequence-based phylogenetic analyses. *Syst. Biol.* **2000**, *49*, 369–381. 5333
DOI: 10.1093/sysbio/49.2.369. 5334
277. Müller, K. SeqState - primer design and sequence statistics for phylogenetic DNA data sets. *Appl. Bioinform.* **2005**, *4*, 65–69. 5335
278. Drummond, A.J., Suchard, M.A., Xie, D., Rambaut, A. Bayesian phylogenetics with BEAUti and the BEAST 1.7. *Mol. Biol. 5336*
Evol. **2012**, *29*, 1969–1973. DOI: 10.1093/molbev/mss075. 5337
279. Rambaut, A., Drummond, A.J. Tracer v1.5. Available from <http://beast.bio.ed.ac.uk/Tracer> **2009**. 5338
280. Rambaut, A. FigTree v1.4. Available from <http://tree.bio.ed.ac.uk/software/figtree/> **2012**. 5339
281. Huber, K.T., Oxelman, B., Lott, M., Moulton, V. Reconstructing the evolutionary history of polyploids from multilabeled 5340
trees. *Mol. Biol. Evol.* **2006**, *23*, 1784–1791. DOI: 10.1093/molbev/msl045. 5341
282. Revell, L.J. phytools: an R package for phylogenetic comparative biology (and other things). *Methods Ecol. Evol.* **2012**, *3*, 217- 5342
223. DOI: 10.1111/j.2041-210X.2011.00169.x. 5343
283. Havran, J.C., Oppenheimer, H., Keaton, J., Piotrowski, K. Interisland range expansion of *Viola lanaiensis* (Violaceae: 5344
Malpighiales), an endangered Hawaiian violet. *Pac. Sci.* **2012**, *66*, 447–456. DOI: 10.2984/66.4.3. 5345
284. Havran, J.C., Harbin, S.C., Portner, T. *Viola kauaensis* var. *hosakae* (Violaceae), a new variety of endemic Hawaiian violet. 5346
PhytoKeys **2014**, *39*, 35–48. DOI: 10.3897/phytokeys.39.6500. 5347