

PAPER

Citizen Science Data on Urban Forageable Plants: A Case Study in Brazil

Filipi Miranda Soares^{1,2*}, Luís Ferreira Pires², Maria Carolina Garcia³, Lidio Coradin⁴, Natalia Pirani Ghilardi-Lopes⁵, Rubens Rangel Silva⁶, Aline Martins de Carvalho⁷, Anand Gavai⁸, Yamine Bouzembrak⁹, Benildes Coura Moreira dos Santos Maculan^{10,15}, Sheina Koffler¹¹, Uiara Bandineli Montedo¹, Debora Pignatari Drucker¹², Raquel Santiago¹³, Maria Clara Peres de Carvalho¹⁴, Ana Carolina da Silva Lima¹⁶, Hillary Dandara Elias Gabriel¹, Stephanie Gabriele Mendonça de França¹, Karoline Reis de Almeida¹, Bárbara Junqueira dos Santos¹⁷ and Antonio Mauro Saraiva¹

¹Escola Politécnica, Universidade de São Paulo, São Paulo, SP, 05508-010, Brazil and ²Faculty of Electrical Engineering, Mathematics and Computer Science, University of Twente, Enschede, 7522 NB, Netherlands and ³Programa de Pós Graduação em Arquitetura, Urbanismo e Design, Centro Universitário Belas Artes de São Paulo, São Paulo, SP, 04018-010, Brazil and ⁴Plants for the Future Project, Brasília, DF, 70772-090, Brazil and ⁵Centro de Ciências Naturais e Humanas, Universidade Federal do ABC, São Bernardo do Campo, SP, 09606-045, Brazil and ⁶Centro Universitário Una, Belo Horizonte, MG, 30160-011, Brazil and ⁷Departamento de Nutrição, Faculdade de Saúde Pública, Universidade de São Paulo, São Paulo, SP, 01246-904, Brazil and ⁸Faculty of Behavioural, Management and Social Sciences (BMS), Industrial Engineering & Business Information Systems (IEBIS), University of Twente, Enschede, Netherlands and ⁹Information Technology Group, Wageningen University and Research, Wageningen, Netherlands, 6700 HB and ¹⁰Programa de Pós-Graduação em Gestão & Organização do Conhecimento, Universidade Federal de Minas Gerais, Belo Horizonte, MG, 31270-901, Brazil and ¹¹Instituto de Estudos Avançados, Universidade de São Paulo, São Paulo, SP, 05508-060, Brazil and ¹²Embrapa Agricultura Digital, Campinas, SP, 13083-886, Brazil and ¹³Faculdade de Nutrição, Universidade Federal de Goiás, Goiânia, GO, 74605-080, Brazil and ¹⁴Escola de Artes, Ciências e Humanidades, Universidade de São Paulo, São Paulo, SP, 03828-000, Brazil and ¹⁵Escola de Ciências da Informação, Universidade Federal de Minas Gerais, Belo Horizonte, MG, 31270-901, Brazil and ¹⁶Instituto de Pesquisas Energéticas e Nucleares, Universidade de São Paulo, São Paulo, SP, 05508-000, Brazil

*filipisoares@usp.br; f.mirandasoares@utwente.nl

Abstract

This paper presents two key data sets derived from the *Pomar Urbano* project. The first data set is a comprehensive catalog of edible fruit-bearing plant species, native or introduced in Brazil. The second data set, sourced from the iNaturalist platform, tracks the distribution and monitoring of these plants within urban landscapes across Brazil. The study encompasses data from all 27 Brazilian state capitals, focusing on the ten cities that contributed the most observations as of August 2023. The research emphasizes the significance of citizen science in urban biodiversity monitoring and its potential to contribute to various fields, including food and nutrition, creative industry, study of plant phenology, and machine learning applications. We expect the data sets to serve as a resource for further studies in urban foraging, food security, cultural ecosystem services, and environmental

sustainability.

Classifications: Fruit-bearing plants; Urban foraging; Wild food; Urban Food Trees; Food Forest; Fruit Tree.

Data Description

This paper introduces two data sets related to Brazilian fruit-bearing plants. Data Set 1 presents a taxonomic list of these plant species, both native and introduced, which includes comprehensive scientific names of plants with human-edible fruits. This data set contains Scientific names (at species and family levels), Vernacular names in Portuguese, Establishment means (native or introduced), Higher geography (geographic distribution of the species in Brazil), and the last update of a given species name within the data set. A more detailed documentation of the data set is available on Zenodo (see section Availability of supporting data and materials).

Data Set 2, hosted on iNaturalist, compiles observations of the species listed in Data Set 1 from all 27 Brazilian state capitals. Details on accessing these data sets can be found in the section Availability of supporting data and materials. Obtained from iNaturalist on August 22nd, 2023, the dataset features 47 columns that capture observation time, location, license, and taxonomic identification details. It provides an extensive taxonomic breakdown, covering classifications from kingdom and phylum down to species, subspecies, and variety. Notably, iNaturalist allows the export of data sets annotated with Darwin Core metadata [1], ensuring data interoperability with numerous applications that accommodate data standardized with the Darwin Core standard, such as the Global Biodiversity Information Facility (GBIF).

Interoperability with GBIF is vital for several reasons. It improves the visibility and accessibility of biodiversity data worldwide, making it easier for researchers and policymakers to access this information [2]. GBIF is considered "the most extensive resource that provides access to open, integrated data on species occurrence" [3, p.1]. This is especially important for supporting global collaboration in conservation and biodiversity research [2, 3, 4]. GBIF also ensures that data reporting is standardized and of high quality, which is crucial for reliable biodiversity studies [2, 3]. Finally, it enables more effective comparison and cross-referencing of biodiversity data from different regions and species, enriching biodiversity research on species distribution [3].

Context

Urban food forests

According to the United Nations Environment Programme [5], Brazil boasts the world's richest biodiversity, accounting for 15 to 20% of global biodiversity [5, 6]. This vast biodiversity translates into a diverse array of foods available to Brazilians. Yet, as Gomes [7] underscores, this rich biodiversity is not adequately reflected in the diets of various social groups in the country. In fact, a mere 1.3% of Brazilians actively consume biodiverse foods. Geographic location, ethnicity, age, food insecurity, gender, and educational level influence these consumption patterns [7].

The unique combination of Brazil's tropical climate and diverse ecosystems creates favorable conditions for cultivating a wide variety of fruits, many of which are native species. These fruits are not only grown in agricultural settings but also are widely used in urban afforestation and contribute to the aesthetics of parks, squares, and sidewalks in numerous cities.

Fruit-bearing plants in urban areas, also known as urban food forests [8], may offer multiple benefits, such as enhancing food availability, particularly in areas with limited access to fresh fruit, thereby addressing food scarcity issues and improving nutritional security [9, 10]. Furthermore, they promote human health and well-being by fostering a connection with nature, providing opportunities for physical activity, and improving air quality through carbon sequestration and pollution mitigation [11].

Urban food forests also contribute to the preservation and promotion of biodiversity, ensuring the conservation of native fruit varieties and supporting local ecosystems, providing shelter, food, nesting sites, and improving environmental conditions [12, 9, 13].

As explored by Hurley et al. [14], these green spaces contribute significantly to other non-food-related applications. Hurley and Emery [15] delve into the intricate relationship between urban forests and their utility for food, medicine, craft, and other purposes, focusing on woody species. They highlight these green spaces' material connections and diverse uses in artistic and cultural contexts, underscoring their multifaceted importance in urban settings [15].

By acknowledging the potential of edible green infrastructures, urban areas can mitigate the adverse impacts of urbanization while simultaneously enhancing the sustainability and resilience of cities [9, 10].

Use of citizen Science for urban biodiversity monitoring

Citizen Science (CS) is a collaborative endeavor between scientists and the public that involves the active participation of members of society in scientific research. Participating in a CS initiative to collect data on fruit-bearing plants locally can be motivated by various reasons, including curiosity and people's desire to engage in these initiatives.

CS platforms offer a conducive environment for citizen scientists to contribute to science and learn. iNaturalist, for instance, serves as an online social network that supports a community of users that exchange biodiversity information, fostering collaborative learning about the natural world [16]. It offers both a mobile and a web-based platform that allows users to upload photos to be analyzed with Artificial Intelligence (AI), which indicates the organism identification based on these photos and other variables, such as the location of the observation.

The wealth of data available on iNaturalist can be leveraged for many research initiatives that center around monitoring urban biodiversity. Some notable studies have utilized iNaturalist to track and understand the presence of alien species. For example, in the Tyumen Region,

researchers [17] compared data from the entire region with the Tyumen Urban Area to assess the distribution of four alien plant species. Additionally, in Kyiv city, the expansion of the invasive Balkan slug *Tandonia kusceri* on urban landscapes was studied [18].

Insects (class Insecta), have also been a focal point of research in urban environments using iNaturalist. Studies have explored various aspects of insect biodiversity, such as the species richness of butterflies (Lepidoptera: Rhopalocera) in Los Angeles [19], the compilation of a species checklist of hawkmoths (Lepidoptera) in Baguio City, Philippines [20], and the monitoring of Eastern Carpenter Bees (*Xylocopa virginica*) in urban areas of the United States and Canada to detect wing pigment loss [21]. CS projects using iNaturalist have also targeted other animal groups, including mammals, birds, amphibians, and reptiles studies, for instance monitoring the presence of large mammals in urban centers in North America during the COVID-19 pandemic [22]. Urban red foxes and coyotes were monitored using iNaturalist observations in North America [23, 24]. Bird sightings in the city of Chicago, Illinois, were documented through iNaturalist [25]. Moreover, research characterized amphibians and reptile species richness in ecological recreational parks in Mérida, Yucatán, Mexico [26], and in the Edith L. Moore Nature Sanctuary located in Houston, Texas [27].

Several studies with broader objectives have also leveraged iNaturalist data to understand ecological interactions in cities [28, 29, 30], monitor urban biodiversity [31, 32], explore human use of urban green areas in Europe [33], and examine insect management practices for urban farming [34].

This range of research studies demonstrates iNaturalist's versatility and potential as a tool for exploring urban biodiversity and ecological dynamics. It also indicates the platform's potential application in creating open-source databases on forageable plants, as explored by [35].

Methods

Data set 1

Version 3 of the list of native and exotic fruit-bearing plant species cultivated in Brazil was built upon two main sources based on specialists' recommendations: the book *Brazilian Fruits and Cultivated Exotics* [36] and the book series *Plants for the Future*. The latter includes volumes specifically dedicated to species of economic value from four regions of Brazil, namely the South [37], Midwest [38], Northeast [39], and North [6]. A botanist carefully reviewed this list in the following steps:

- i. Scientific Name Verification: The primary task involved checking each scientific name to ensure the species name's existence, correctness, and validity. The review focused on determining if the species' names were accepted or synonyms at the current time. Key resources for this verification included the Flora and Fungi of Brazil catalog¹, Tropicos.org by the Missouri Botanical Garden, the International Plant Names Index (inpi.org), Kew Botanic Gardens Plants of the World Online², and the New York Botanical Garden Vascular Plant Types Catalog³. It is important to note that scientific names are dynamic; a species considered valid today might become a synonym tomorrow, and vice versa. Thus, we will continuously update this list.
- ii. Origin Check: A thorough check was conducted for each species to determine whether it was native or introduced. This involved extensive online research and consultation of relevant literature, primarily focusing on the *Plants for the Future* book series [37, 38, 39, 6].
- iii. Two new columns were added to Version 3 of the list: Botanical Family and Geographical Distribution. Information for these columns was primarily sourced from the Flora and Fungi of Brazil catalog and Tropicos.org.
- iv. Handling Synonyms: many species included in Version 2 of the list from the reference books were identified as synonyms according to the consulted online catalogs. In such cases, the currently valid scientific names replaced the synonyms.
- v. Removed species: In Version 3 of the list, some plant species from Version 2 were excluded due to their lack of importance as food sources.
- vi. Inclusion of Additional Species: some fruit-bearing species listed in the *Plants for the Future* books [37, 38, 39, 6] that were missing in Version 2 were included in Version 3.

Data set 2

iNaturalist provides tools for managing observations of interest, known as Projects [40]. We used two types of projects:

- Collection Project: function as a saved database search with enhanced features for data visualization, such as a distinctive banner, icon, URL, and a journal that enables communication with project followers [40]. When creating a Collection project, specific requirements can be set, such as "taxa, place(s), users, dates, and quality grade". Each time the project's page is accessed, "iNaturalist will perform a quick search and display all observations that match the project's requirements" [40].
- Umbrella Project: are designed to compile, compare, or promote multiple collection projects [40].

The requirements for the *Pomar Urbano* collection projects were defined as follows: the observation registered by the user should be about one of the fruit-bearing plant species in the compiled taxonomic list (see the section Availability of supporting data and materials). This observation must occur in one of the 27 state capitals in Brazil (including the Federal District), such as São Paulo, Rio de Janeiro, or Brasília. The umbrella project was configured to track data from all 27 collection projects [41].

1 Available from: <http://floradobrasil.jbrj.gov.br/>. Visited on 01/15/2024.

2 Available from: <https://powo.science.kew.org/>. Visited on 01/15/2024.

3 Available from: <https://sciweb.nybg.org/science2/hcol/vasc/index.asp.html>. Visited on 01/15/2024.

Leaderboard

Sort By: Observations | Species | Observers

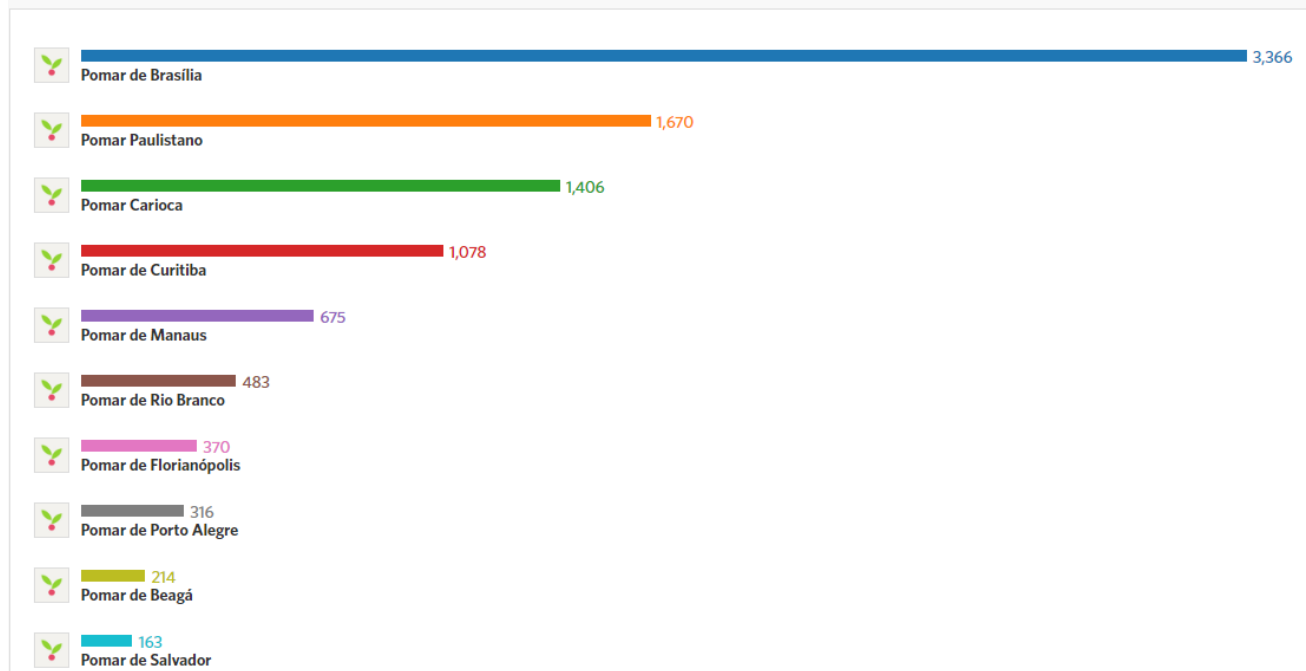


Figure 1. Ten Brazilian cities with the highest number of observations of fruit-bearing species.

Note: Screenshot from the 'Pomar Urbano' project on iNaturalist, based on observations collected as of August 2023. This image represents the data available at that time and may not reflect the most recent updates or additions. To view the most up-to-date data and additional contributions, visit the project online at: <https://www.inaturalist.org/projects/pomar-urbano>.

Data sample

Version 3 of Data Set 1 counts 429 fruit-bearing species. Notably, 398 of these species have been observed by iNaturalist users in various locations across Brazil as of 22nd August 2023. *Pomar Urbano* has amassed a collection of over 10,943 observations throughout Brazil, referred to in this paper as Data Set 2. This data set was generated both from opportunistic records on iNaturalist, without the use of active engagement strategies by the project coordinators, and biological surveying (bioblitz).

Fig. 1 shows the top 10 cities with the highest number of observations. This ranking spans all five macro-regions of Brazil. Brasília (Midwest region) leads this ranking, followed by São Paulo and Rio de Janeiro (both in the Southeast region).

Fig. 2 depicts some observations from Brasília. Among the ten most frequently observed species, seven are native to Brazil, namely *Caryocar brasiliense*, *Eugenia dysenterica*, *Psidium guajava*, *Eugenia uniflora*, *Bixa orellana*, *Hymenaea courbaril*, and *Anacardium humile*. The species with the highest number of observations is *Caryocar brasiliense*, which is endemic to the Brazilian Cerrado biome, encompassing the entire territory of Brasília [42]. This particular species holds significant cultural importance in Midwest Brazilian Cuisine according to [43], potentially accounting for its widespread presence and dissemination throughout Brasília.

The city of São Paulo presents a distinct scenario (see Fig. 3). Among the most observed species in the city, only four of them (*Eugenia uniflora*, *Syagrus romanzoffiana*, *Plinia cauliflora*, and *Psidium guajava*) are native to Brazil. This highlights a significant difference in species composition compared to Brasília.

Furthermore, there were notable variations when considering the species that garnered the highest number of observations in each city. Only *Psidium guajava*, *Eugenia uniflora*, and *Persea americana* emerged within the most observed species in both Brasília and São Paulo, since these cities are situated in regions characterized by distinct biomes, differences in species diversity between these locations were expected. The contrasting biomes contribute to the variation in the composition and distribution of fruit-bearing species, highlighting the significance of considering regional ecological factors when analyzing biodiversity patterns.

In Rio de Janeiro (see Fig. 4), the abundance of native fruit-bearing species is also evident. Among the ten most observed species, a noteworthy seven of them are native to Brazil, including *Eugenia uniflora*, *Syagrus romanzoffiana*, *Lecythis Pisonis*, *Myrciaria glazioviana*, *Pachira aquatica*, *Opuntia monacantha*, and *Eugenia brasiliensis*.

Both *Eugenia uniflora* and *Syagrus romanzoffiana* emerge as prominent species within the top ten observations across all three cities. The remarkable prevalence of *Eugenia uniflora* can be attributed to its adaptability to diverse climate and soil conditions [44]. This adaptability, coupled with the increasing economic interest in the berries produced by this plant, has led to its cultivation in various regions worldwide, not just in Brazil [44].

The significant presence of *Syagrus romanzoffiana* in the three cities can be attributed to its adaptability to the biomes prevalent in these regions, including the Atlantic Forest and Cerrado [45]. This species' fruit pulp and kernel can be consumed by humans and also holds great value for various groups of animals, indicating its ecological importance in providing food resources [45, 46]. In addition, native communities believe that this palm species is a sacred plant, attributed with cosmogonic and cosmological spiritual significance [46]. Furthermore, recent studies have shed light on the medicinal potential of *Syagrus romanzoffiana*, demonstrating its effectiveness in treating infections and chronic diseases [47]. Additionally, the seeds of this plant have been found to possess a high concentration of oil, making them a promising candidate for biodiesel production [48].

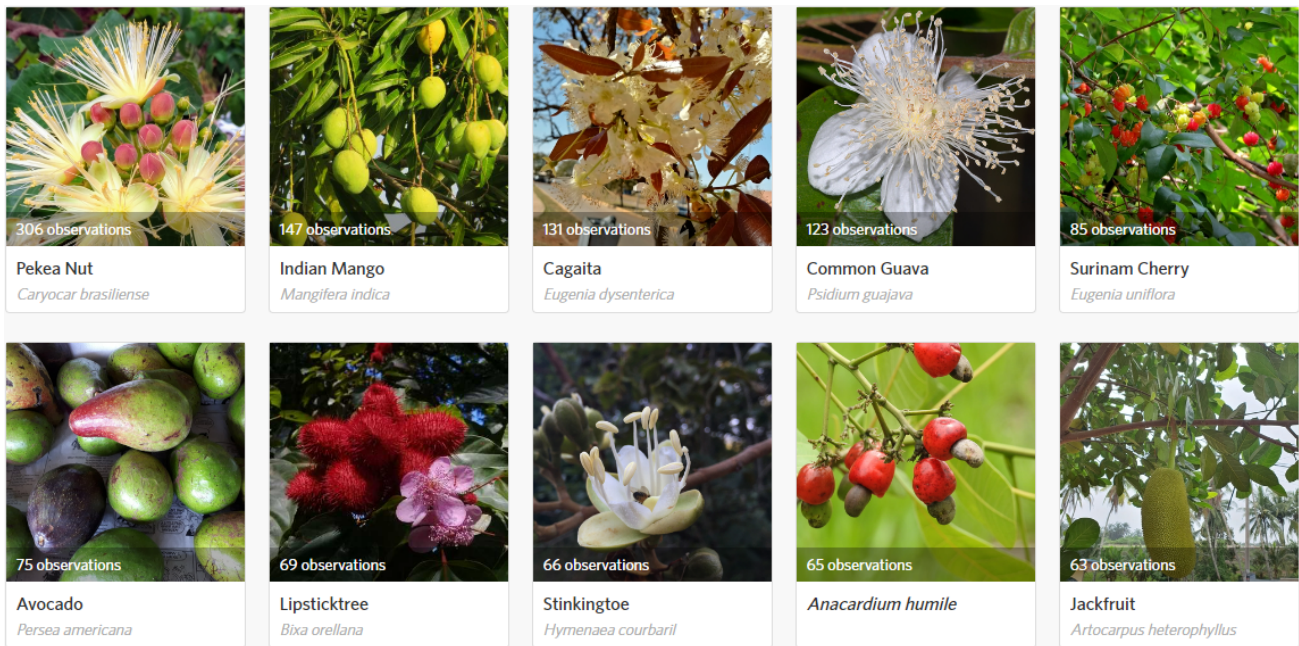


Figure 2. Ten most observed species in Brasília.

Note: Screenshot from the 'Pomar de Brasília' project on iNaturalist, based on observations collected as of August 2023. This image represents the data available at that time and may not reflect the most recent updates or additions. To view the most up-to-date data and additional contributions, visit the project online at: <https://www.inaturalist.org/projects/pomar-de-brasilia>.

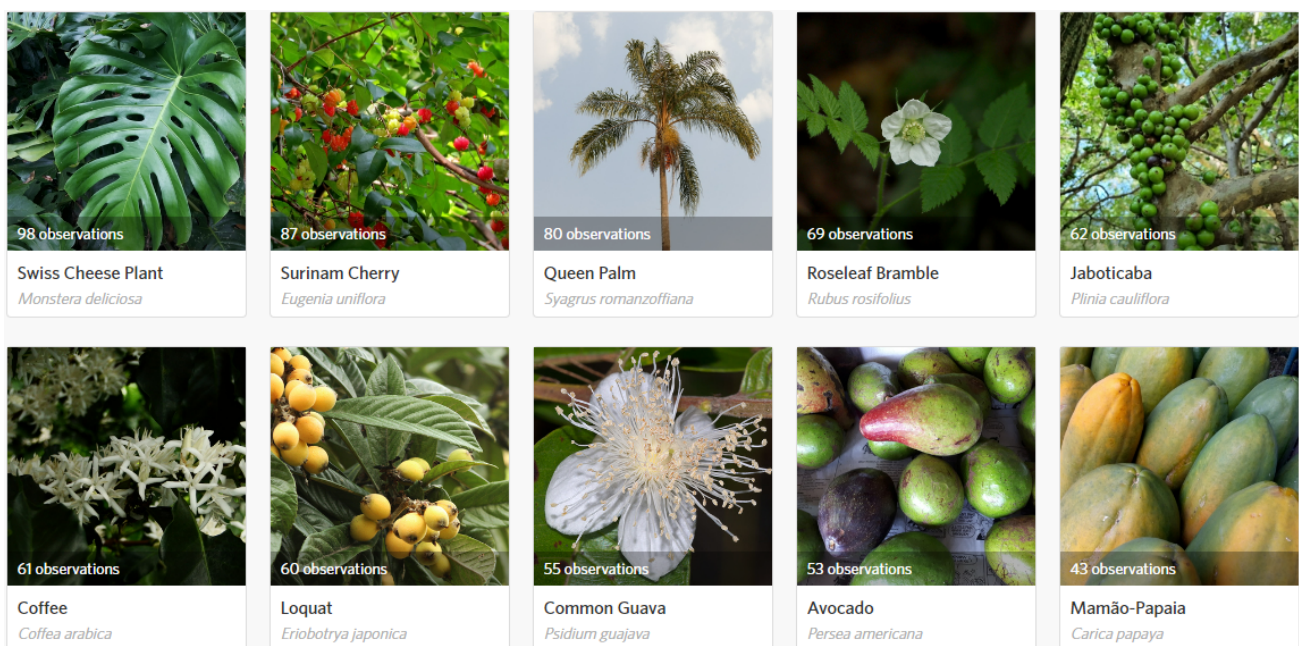


Figure 3. Ten most observed species in São Paulo.

Note: Screenshot from the 'Pomar Paulistano' project on iNaturalist, based on observations collected as of August 2023. This image represents the data available at that time and may not reflect the most recent updates or additions. To view the most up-to-date data and additional contributions, visit the project online at: <https://www.inaturalist.org/projects/pomar-paulistano>.

Data Validation and Quality Control

Species identification on iNaturalist leverages a Computer Vision Model (CVM) to process observation images and suggest potential species names [49, 50, 51]. Although the CVM lacks data on all 2 million species registered worldwide, it successfully identifies about 85% of observations [51, 50]. For species not recognized by the CVM, it recommends higher taxonomic classifications like genus or family [51].

A key strength of iNaturalist is its community of specialists, known as identifiers, who significantly enhance the platform's species identification accuracy [49]. These identifiers also contribute to the CVM by providing quality data and validating observations' identifications [49]. Their expertise is particularly valuable in distinguishing between similar species, thereby refining the CVM and improving its

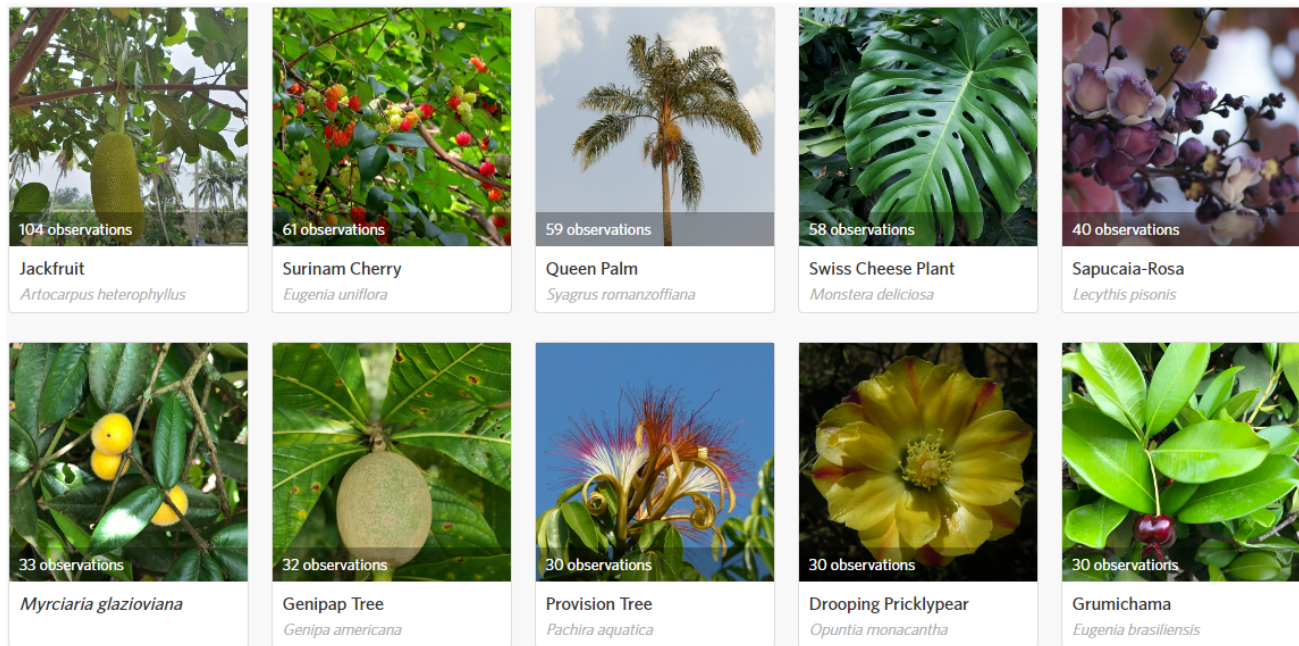


Figure 4. Ten most observed species in Rio de Janeiro.

Note: Screenshot from the 'Pomar Carioca' project on iNaturalist, based on observations collected as of August 2023. This image represents the data available at that time and may not reflect the most recent updates or additions. To view the most up-to-date data and additional contributions, visit the project online at: <https://www.inaturalist.org/projects/pomar-carioca>.

suggestions over time [51, 49].

The ongoing contributions of these identifiers are vital for the CVM's continuous improvement. By providing a high-quality dataset and expanding the model's species coverage, they significantly boost its overall performance. For more insights on the impact of identifiers on iNaturalist data quality, refer to [49].

iNaturalist enforces data quality criteria, classifying records into various levels. The highest is "Research Grade" (RG), characterized by specific criteria including having a valid date, location, photo or sound, being of a non-captive or non-cultivated organism, and community consensus on the organism identification at the species level or lower [52]. GBIF indexes RG observations, making them accessible for download [53].

In the *Pomar Urbano* project, prioritizing RG data from iNaturalist would be logical due to the necessity for accurate plant species identification, especially when health risks from non-edible fruits are concerned. However, a significant challenge arises since the project focuses on forageable plants, many of which are cultivated and thus are not eligible for RG status on iNaturalist.

This categorization is particularly complex in urban settings where the line between cultivated and wild plants can blur. For instance, a plant initially cultivated by humans might become naturalized in an urban environment, raising questions about its categorization. This ambiguity is evident in discussions within the iNaturalist community, where there is an ongoing debate about how to handle observations of plants that might have been planted initially but have become self-sustaining and naturalized in an urban context⁴.

Given these nuances, relying exclusively on RG data in the *Pomar Urbano* project could be limiting. The project's focus on urban environments means many valuable observations might be of cultivated plants. Therefore, while RG observations are preferred for their verified accuracy, the project would benefit from a more inclusive approach, considering data also from non-RG observations. Still, we believe this data set could also be relevant to GBIF and other biodiversity data platforms, considering the potential interest in data that sheds light on the distribution and characteristics of economically important plant species within urban ecosystems.

Reuse Potential

The data sets presented in this paper provide a foundational platform for understanding the diversity of fruit-bearing plants in select Brazilian cities. We assert that this contributes to various open research questions in the existing literature on urban foraging and ecosystem services in urban environments, including, but not limited to:

- Examining how the current species composition in cities forms pre-existing landscapes that are both edible and useful, as explored in the works of [14, 15, 54];
- Developing open data sources focused on Urban Food Forests, as highlighted by [35];
- Investigating the role of urban forests in supporting cultural ecosystem services, as discussed by [55].;
- Analyzing urban foraging as a means to enhance food security [56, 57, 58, 59, 60, 61];

⁴ For further insight into the complexities surrounding the classification of plants as 'cultivated' in urban contexts, refer to the iNaturalist forum discussion: "The category of 'cultivated' is problematic for plants in urban landscapes." Available from: <https://forum.inaturalist.org/t/the-category-of-cultivated-is-problematic-for-plants-in-urban-landscapes/2317>. Visited on 01/15/2024

- Facilitating the sharing of ecological knowledge, as mentioned in [62];
- Contributing to social-ecological resilience, as studied by [63];
- Aiding in reconnecting urban residents with nature and biodiversity, as described by [64, 65, 66].

In the context of the Pomar Urbano project, data reuse includes:

Food and nutrition

To engage and inspire individuals to explore the culinary potential of locally available fruit, we partnered up with the food laboratory Sustentarea at the University of São Paulo. In this facility, we document food recipes showcasing the most frequently encountered fruit in São Paulo, Brazil. These recipes will be shared across social media platforms to encourage people to prepare easy, affordable, tasty dishes using these regional ingredients. Fig 5 shows the results of some of these experiments.



(a) Green salad with passion fruit (*Passiflora sp.*) sauce and a taioaba (*Xanthosoma taioaba*) tortelli with guava (*Psidium guajava*) sauce. Recipe production: Ana Maria Bertolini, Gabriela Rigote, Natalie Marinho Dantas. Photo: Gabriela Rigote. [41].



(b) Jabuticaba (*Plinia peruviana*) jam, prepared in December 2023 in Brasília, Brazil. Recipe preparation and Photo: Lidio Coradin.



(c) Freshly foraged mangoes, Brasília, Brazil, December 2023. This photograph shows ripe mangoes (*Mangifera indica*), handpicked during a foraging expedition. Photo: Lidio Coradin.



(d) Mango chutney prepared by Lidio Coradin and Vera Coradin with foraged mango in Brasília, Brazil, December 2023. Photo: Lidio Coradin.

Figure 5. Recipes prepared for Pomar Urbano.

As our initiative progresses, we envision expanding our recipe collection to include fruit from other cities. The book *Biodiversidade Brasileira: sabores e aromas* (Brazilian Biodiversity: flavors and aromas) [67] is also being used as reference for crafting Brazilian recipes using fruit.

Creative industry

The creative industry, also known as creative economy, encompasses a diverse range of sectors dedicated to generating and commercializing creativity, art, and original content. This industry spans advertising, architecture, arts and crafts, design (including fashion), film, music, performing arts, publishing, and software (like video games) [68]. It thrives on innovation and caters to cultural and economic demands, often blurring the lines between art and commerce. The creative industry may benefit from our data in many ways.

We are identifying Brazilian digital influencers on prominent platforms such as TikTok and Instagram, focusing on those who delve into topics like sustainable diets, vegetarianism, science, nature, and related areas. We aim to collaborate with these influencers, seeking their endorsement to introduce our initiative to their followers. By leveraging data from our project, these influencers can generate content while we gain the advantage of increased user participation in our data collection efforts.

Beyond content creation, information on fruit-bearing plants can inspire the development of diverse products. Figure 6 showcases products crafted by Brazilian artists inspired by observations recorded on *Pomar Urbano*.



(a) A localized print on a porcelain cup inspired by the Night Blooming Cactus flower (*Epiphyllum oxypetalum*), discovered during a research survey in the city of São Paulo. Created by a group of Fashion Design students from Centro Universitário Belas Artes de São Paulo, under the supervision of Maria Carolina Garcia [41].



(b) Print for a tablecloth inspired by the guava tree flower (*Psidium guajava*), using the traditional technique of Brazilian Chita. Created by Luciana Mendonca, a student of Interior Design at the Centro Universitário Belas Artes de São Paulo under the supervision of Maria Carolina Garcia [41].



(c) Digital illustrations showcasing a diverse array of Brazilian plants (from the up left corner to the right down corner: *Annona mucosa*, *Mauritia flexuosa*, *Campomanesia phaea*, *Theobroma grandiflorum*, *Campomanesia xanthocarpa*, and *Plinia peruviana*). Designed for the Pomar Urbano project based on multiple photos retrieved from iNaturalist.org. Illustrations: Bruna Stefani Perin and Fernanda Beatriz Fernandez Correa. Supervision: Rubens Rangel Silva (Ânima Educação).

Figure 6. Product designs inspired by Pomar Urbano.

Understanding plant phenology

Numerous reference sources offer information on the timing of fruiting and flowering for various species in Brazil. Notably, the work conducted by Coradin, Camillo, and Vieira [6] stands out, presenting an extensive table that details the aforementioned plant phenology aspects, including their respective peaks, for species found in the North of Brazil. Drawing from these existing literature resources, we anticipate harnessing the provided data to support our future analyses concerning the fruiting seasons of each species.

Our primary objective is to compare the data collected by citizen scientists with the findings presented by reference sources. Through this comparative analysis, we aim to ascertain whether the information gathered through CS initiatives yields similar outcomes to those achieved by professional scientists. This investigation aims to assess the accuracy and reliability of CS data collection within the specific framework of our project.

By systematically examining and contrasting these results, we can shed light on the efficacy and potential of CS as a means of data collection for such projects. This comparison will serve as a crucial step towards enhancing our understanding of seasonal fruit patterns while also showcasing the contributions that citizen scientists can make in advancing scientific knowledge. Furthermore, this data can

potentially highlight temporal shifts in the reproductive seasonality of the monitored plant species in the long term.

Machine Learning Applications

The safety and authenticity of food can be safeguarded through data derived from fruit-bearing plants, serving as a foundational reference for genuine fruit attributes. Machine Learning (ML) algorithms can then be employed to pinpoint irregularities in fruit quality or composition, thereby enabling the detection of deceptive practices and potential food safety hazards [69]. Furthermore, within urban settings, the local production of fruits and vegetables can be seamlessly integrated into the urban supply chain to enhance supply chain management. ML algorithms can optimize transportation logistics and minimize food wastage, leading to a more sustainable and efficient urban food system. Moreover, in the face of environmental challenges, ML offers a powerful tool to analyze long-term data from urban fruit crops. This data-driven approach can provide valuable insights into understanding the impact of climate change and urbanization on plant growth and biodiversity. Such knowledge can be pivotal in guiding urban planning decisions and conservation initiatives.

In conclusion, when coupled with ML capabilities, the wealth of data produced by fruit-bearing plants in urban environments can significantly impact issues related to food authenticity, safety, and environmental concerns. These applications enhance the quality of urban life and contribute to global endeavors to build sustainable and resilient urban ecosystems.

Availability of supporting data and materials

Data Set 1

Soares, F. M., Coradin, L., Lima, A. C. da S., Carvalho, M. C. P. de ., & Maculan, B. C. M. dos S. (2023). Taxonomic list of Brazilian fruit-bearing plants for human use (3.0) [Data set]. Zenodo. <https://doi.org/10.5281/zenodo.10212850>

Data Set 2

Filipi Miranda Soares, Luís Ferreira Pires, Maria Carolina Garcia, Lidio Coradin, Natalia Pirani Ghilardi-Lopes, Rubens Rangel Silva, Aline Martins de Carvalho, Benildes Coura Moreira dos Santos, Sheina Koffler, Uiana Bandineli Montedo, Debora Pignatari Drucker, Raquel Santiago, Maria Clara Peres de Carvalho, Ana Carolina da Silva Lima, Hillary Dandara Elias Gabriel, Stephanie Gabriele Mendonça de França, Karoline Reis de Almeida, Bárbara Junqueira dos Santos, & Antonio Mauro Saraiva. (2023). Fruit-bearing plant species observations in Brazilian cities. (2.0) [Data set] <https://doi.org/10.5281/zenodo.8273049>

Declarations

List of abbreviations

AI: Artificial Intelligence; CS: Citizen Science; CVM: Computer Vision Model; RG: Research Grade.

Competing Interests

The authors declare that they have no competing interest regarding the publication of this work. There are no financial, personal, or professional relationships that could be perceived as potentially biasing the content presented in this manuscript.

Author's Contributions

Study Conceptualization: FMS, MCG, AMS, LFP, BCMSM. Data curation: FMS, LC, MCPC, ACSL, SGMF, HDEG, BJS. Formal Analysis: FMS, RRS, LFP, NPGL, LC. Funding acquisition: AMS, UBM, BCMSM, MCG. Investigation: FMS, LFP, MCG, LC, NPGL, RRS, AMC, BCMSM, SK, UBM, DPD, RS, AMS. Methodology: FMS, NPGL, SK, UBM. Project administration: FMS, AMS, MCG. Supervision: AMS, LFP, BCMSM, UBM, AMC, MCG. Validation: LC. Data Visualization: FMS, RRS. Writing – original draft: FMS, LFP. Writing – review & editing: All authors made significant contributions to review, and editing of this manuscript.

Acknowledgements

We express our gratitude to the more than 2,600 citizen scientists who have made valuable contributions through their observations. FMS thanks the Fundação de Amparo à Pesquisa do Estado de São Paulo (FAPESP) (Process number: 21/15125-0, and 22/08385-8). BCMSM thanks the Conselho Nacional de Desenvolvimento Científico e Tecnológico (CNPq) (Process number: 303650/2019-2). AMS, NPGL, SK, and FMS thank FAPESP (Process number: 2018/14994-1). SK thanks FAPESP (Process number: 2019/26760-8).

References

- [1] John Wiecek et al. "Darwin Core: an evolving community-developed biodiversity data standard". In: *PloS one* 7.1 (2012), e29715. DOI: [10.1371/journal.pone.0029715](https://doi.org/10.1371/journal.pone.0029715).
- [2] Chris Yesson et al. "How Global Is the Global Biodiversity Information Facility?" en. In: *PLoS ONE* 2.11 (Nov. 2007). Ed. by James Beach, e1124. ISSN: 1932-6203. DOI: [10.1371/journal.pone.0001124](https://doi.org/10.1371/journal.pone.0001124). URL: <https://dx.plos.org/10.1371/journal.pone.0001124>.
- [3] N. V. Ivanova and M. P. Shashkov. "The Possibilities of GBIF Data Use in Ecological Research". en. In: *Russian Journal of Ecology* 52.1 (Jan. 2021), pp. 1–8. ISSN: 1067-4136, 1608-3334. DOI: [10.1134/S1067413621010069](https://doi.org/10.1134/S1067413621010069). URL: <http://link.springer.com/10.1134/S1067413621010069>.

- [4] Meredith A. Lane and James L. Edwards. “The Global Biodiversity Information Facility (GBIF)”. In: *Biodiversity Databases: Techniques, Politics, and Applications*. Ed. by Gordon B. Curry and Chris J. Humphries. CRC Press, 2007. ISBN: 9780429152337. DOI: [10.1201/9781439832547](https://doi.org/10.1201/9781439832547).
- [5] United Nations Environment Programme. *Megadiverse Brazil giving biodiversity an online boost*. URL: <https://www.unep.org/news-and-stories/story/megadiverse-brazil-giving-biodiversity-online-boost#:~:text=Brazil%5C%20is%5C%20at%5C%20the%5C%20top,more%5C%20than%5C%204%5C%2000%5C%20plant%5C%20species> (visited on 05/26/2023).
- [6] Lidio Coradin, Julcécia Camillo, and Ima Célia Guimarães Vieira, eds. *Especies nativas da flora brasileira de valor econômico atual ou potencial: plantas para o futuro – Região Norte*. Ministério do Meio Ambiente, 2022.
- [7] Sávio Marcelino Gomes et al. “Biodiversity is overlooked in the diets of different social groups in Brazil”. en. In: *Scientific Reports* 13.1 (May 2023), p. 7509. ISSN: 2045-2322. DOI: [10.1038/s41598-023-34543-8](https://doi.org/10.1038/s41598-023-34543-8). URL: <https://www.nature.com/articles/s41598-023-34543-8>.
- [8] Kyle H. Clark and Kimberly A. Nicholas. “Introducing urban food forestry: a multifunctional approach to increase food security and provide ecosystem services”. en. In: *Landscape Ecology* 28.9 (Nov. 2013), pp. 1649–1669. ISSN: 0921-2973, 1572-9761. DOI: [10.1007/s10980-013-9903-z](https://doi.org/10.1007/s10980-013-9903-z). URL: <http://link.springer.com/10.1007/s10980-013-9903-z>.
- [9] Food and Agriculture Organization of the United Nations. *Unasylva 250: Forests and Sustainable Cities*. Unasylva. FAO, 2018. ISBN: 9789251303832. URL: <https://books.google.nl/books?id=HSZbDwAAQBAJ>.
- [10] Fabio Salbitano et al. “Guidelines on urban and peri-urban forestry.” In: *FAO Forestry Paper* 178 (2016).
- [11] Shuaib Lwasa et al. “Urban and peri-urban agriculture and forestry: Transcending poverty alleviation to climate change mitigation and adaptation”. In: *Urban Climate* 7 (2014), pp. 92–106. DOI: <https://doi.org/10.1016/j.uclim.2013.10.007>.
- [12] Daniele Aparecida Moreira Batista et al. “Urban greening dynamics in a Brazil Central city as a subsidy for public policies”. In: *Urban Ecosystems* (Feb. 2023). DOI: [10.1007/s11252-023-01344-w](https://doi.org/10.1007/s11252-023-01344-w).
- [13] Simone Rodrigues Freitas et al. “Spatial and temporal variation of potential resource availability provided by street trees in south-eastern Brazil”. In: *Urban Ecosystems* 23.5 (Mar. 2020), pp. 1051–1062. DOI: [10.1007/s11252-020-00974-8](https://doi.org/10.1007/s11252-020-00974-8).
- [14] Patrick T. Hurley et al. “Whose Urban Forest? The Political Ecology of Foraging Urban Nontimber Forest Products”. In: *Sustainability in the Global City*. Ed. by Cindy Isenhour, Gary McDonogh, and Melissa Checker. 1st ed. Cambridge University Press, Jan. 2015, pp. 187–212. ISBN: 9781139923316. DOI: [10.1017/CBO9781139923316.014](https://doi.org/10.1017/CBO9781139923316.014). URL: https://www.cambridge.org/core/product/identifier/9781139923316/23c07628-7-0/type/book_part.
- [15] Patrick T. Hurley and Marla R. Emery. “Locating provisioning ecosystem services in urban forests: Forageable woody species in New York City, USA”. en. In: *Landscape and Urban Planning* 170 (Feb. 2018), pp. 266–275. ISSN: 01692046. DOI: [10.1016/j.landurbplan.2017.09.025](https://doi.org/10.1016/j.landurbplan.2017.09.025). URL: <https://linkinghub.elsevier.com/retrieve/pii/S0169204617302566>.
- [16] iNaturalist. *[iNaturalist]: What is it*. URL: <https://www.inaturalist.org/pages/what+is+it> (visited on 06/05/2023).
- [17] Anatoliy A. Khapugin, Igor V. Kuzmin, and Larissa A. Ivanova. “Distribution of four alien plants in Tyumen Region (Western Siberia): contribution of citizen science and expert data”. In: *Wulfenia* 28 (Dec. 2021), pp. 151–160. DOI: [10.5281/zenodo.6326883](https://doi.org/10.5281/zenodo.6326883).
- [18] Igor Balashov and Anna Markova. “Expansion of the invasive Balkan slug *Tandonia kusceri* (Stylommatophora: Milacidae): A new frontier in northern Ukraine and other new records”. In: *Folia Malacologica* 31.1 (2023), pp. 24–31. DOI: [10.12657/foimal.031.004](https://doi.org/10.12657/foimal.031.004).
- [19] Kathleen L. Prudic et al. “Comparisons of Citizen Science Data-Gathering Approaches to Evaluate Urban Butterfly Diversity”. In: *Insects* 9.4 (2018). DOI: [10.3390/insects9040186](https://doi.org/10.3390/insects9040186).
- [20] Nino Mape, Linda Alisto, and Ian Kitching. “Hawkmoths of Baguio City, Philippines: a Preliminary Checklist Derived from Photo-based Observation Records Available on iNaturalist and Philippine Lepidoptera Internet Platforms”. In: *Philippine Journal of Science* 151.4 (July 2022). DOI: [10.56899/151.04.12](https://doi.org/10.56899/151.04.12).
- [21] Nina S. Fogel et al. “The Prevalence and Manifestation of Wing De-melanization in the Eastern Carpenter Bee (Hymenoptera, Apidae Xylocopa virginica) Associated with Urban Areas”. In: *Journal of the Kansas Entomological Society* 94.4 (2023), pp. 235–266. DOI: [10.2317/0022-8567-94.4.235](https://doi.org/10.2317/0022-8567-94.4.235).
- [22] Reut Vardi, Oded Berger-Tal, and Uri Roll. “iNaturalist insights illuminate COVID-19 effects on large mammals in urban centers”. In: *Biological Conservation* 254 (2021), p. 108953. DOI: [10.1016/j.biocon.2021.108953](https://doi.org/10.1016/j.biocon.2021.108953).
- [23] Marcus A. Mueller, David Drake, and Maximilian L. Allen. “Using citizen science to inform urban canid management”. In: *Landscape and Urban Planning* 189 (2019), pp. 362–371. DOI: [10.1016/j.landurbplan.2019.04.023](https://doi.org/10.1016/j.landurbplan.2019.04.023).
- [24] David Drake, Shelli Dubay, and Maximilian L. Allen. “Evaluating human-coyote encounters in an urban landscape using citizen science”. In: *Journal of Urban Ecology* 7.1 (Jan. 2021). DOI: [10.1093/jue/juaa032](https://doi.org/10.1093/jue/juaa032).
- [25] Bianca Lopez, Emily Minor, and Andrew Crooks. “Insights into human-wildlife interactions in cities from bird sightings recorded online”. In: *Landscape and Urban Planning* 196 (2020), p. 103742. DOI: [10.1016/j.landurbplan.2019.103742](https://doi.org/10.1016/j.landurbplan.2019.103742).
- [26] Pedro Enrique Nahuat Cervera. “Anfibios Y Reptiles En Parques Recreativos Ecológicos De La Ciudad De Mérida, Yucatán, México”. In: *Revista Latinoamericana de Herpetología* 4.1 (May 2021), pp. 82–94. DOI: [10.22201/rev.25942158e.2021.1.196](https://doi.org/10.22201/rev.25942158e.2021.1.196).
- [27] Dillon Jones, Bethany Foshee, and Lee Fitzgerald. “A herpetological survey of Edith L. Moore Nature Sanctuary”. In: *Check List* 17.1 (2021), pp. 27–38. DOI: [10.15560/17.1.27](https://doi.org/10.15560/17.1.27).
- [28] Daniel J. Herrera and Michael V. Cove. “Camera trap serendipity and citizen science point to broader effects of urban heat islands on food webs”. In: *Food Webs* 25 (2020), e00176. DOI: [10.1016/j.fooweb.2020.e00176](https://doi.org/10.1016/j.fooweb.2020.e00176).
- [29] Oscar H. Marín-Gómez, Claudia Rodríguez Flores, and María del Coro Arizmendi. “Assessing ecological interactions in urban areas using citizen science data: Insights from hummingbird-plant meta-networks in a tropical megacity”. In: *Urban Forestry Urban Greening* 74 (2022), p. 127658. DOI: [10.1016/j.ufug.2022.127658](https://doi.org/10.1016/j.ufug.2022.127658).

- [30] Breanna J. Putman et al. “The power of community science to quantify ecological interactions in cities”. In: *Scientific Reports* 11.1 (Feb. 2021). DOI: [10.1038/s41598-021-82491-y](https://doi.org/10.1038/s41598-021-82491-y).
- [31] Corey T. Callaghan et al. “Capitalizing on opportunistic citizen science data to monitor urban biodiversity: A multi-taxa framework”. In: *Biological Conservation* 251 (Nov. 2020), p. 108753. DOI: [10.1016/j.biocon.2020.108753](https://doi.org/10.1016/j.biocon.2020.108753).
- [32] Enjie Li et al. “An Urban Biodiversity Assessment Framework That Combines an Urban Habitat Classification Scheme and Citizen Science Data”. In: *Frontiers in Ecology and Evolution* 7 (July 2019). DOI: [10.3389/fevo.2019.00277](https://doi.org/10.3389/fevo.2019.00277).
- [33] Vito Emanuele Cambria et al. “Citizen Science Data to Measure Human Use of Green Areas and Forests in European Cities”. In: *Forests* 12.6 (2021). DOI: [10.3390/f12060779](https://doi.org/10.3390/f12060779).
- [34] Kathleen L. Prudic et al. “Creating the Urban Farmer’s Almanac with Citizen Science Data”. In: *Insects* 10.9 (2019). DOI: [10.3390/insects10090294](https://doi.org/10.3390/insects10090294).
- [35] Philip B. Stark et al. “Open-source food: Nutrition, toxicology, and availability of wild edible greens in the East Bay”. en. In: *PLOS ONE* 14.1 (Jan. 2019). Ed. by Roger A Coulombe, e0202450. ISSN: 1932-6203. DOI: [10.1371/journal.pone.0202450](https://doi.org/10.1371/journal.pone.0202450). URL: <https://dx.plos.org/10.1371/journal.pone.0202450>.
- [36] Harri Lorenzi et al. *Frutas brasileiras e exóticas cultivadas*. Instituto Plantarum, 2006.
- [37] Lidio Coradin, Alexandre Siminski, and Ademir Reis, eds. *Espécies nativas da flora brasileira de valor econômico atual ou potencial: plantas para o futuro – Região Sul*. Ministério do Meio Ambiente, 2011.
- [38] Roberto Fontes Vieira, Julcéia Camillo, and Lidio Coradin, eds. *Espécies nativas da flora brasileira de valor econômico atual ou potencial: plantas para o futuro – Região Centro-Oeste*. Ministério do Meio Ambiente, 2016.
- [39] Lidio Coradin, Julcéia Camillo, and Frans Germain Corneel Pareyn, eds. *Espécies nativas da flora brasileira de valor econômico atual ou potencial: plantas para o futuro – Região Nordeste*. Ministério do Meio Ambiente, 2018.
- [40] iNaturalist. *Managing Projects*. URL: <https://www.inaturalist.org/pages/managing-projects> (visited on 06/05/2023).
- [41] Filipi Soares et al. “Optimizing the Monitoring of Urban Fruit-Bearing Flora with Citizen Science: An Overview of the Pomar Urbano Initiative”. In: *Biodiversity Information Science and Standards* 7 (Sept. 2023), e112009. ISSN: 2535-0897. DOI: [10.3897/biss.7.112009](https://doi.org/10.3897/biss.7.112009). URL: <https://biss.pensoft.net/article/112009/>.
- [42] Governo do Distrito Federal. *Geografia*. URL: <https://www.df.gov.br/333/> (visited on 05/27/2023).
- [43] Maria Julia Muniz Antunes, Valeria Vanessa Oliveira dos Santos, and Vitoria Alessandra de Paula. “Culinária do Centro-Oeste: o pequi como iguaria natural”. In: (2020).
- [44] João Emmanoel Fernandes Bezerra, José Severino de Lira Junior, and Josué Francisco da Silva Junior. “*Eugenia uniflora*: pitanga”. In: *Espécies nativas da flora brasileira de valor econômico atual ou potencial: plantas para o futuro: região Nordeste*. Ed. by Lidio Coradin, Julcéia Camillo, and Frans Germain Corneel Pareyn. Ministério do Meio Ambiente, 2018. Chap. 5, pp. 155–169.
- [45] Paulo Ernani Ramalho Carvalho. “Jerivá: *Syagrus romanzoffiana*”. In: *Espécies Arbóreas Brasileiras*. Embrapa, 2006, pp. 309–315.
- [46] Neuza Jorge, Ana Carolina da Silva, and Carolina Medici Veronezi. “*Syagrus romanzoffiana*”. In: *Fruits of the Brazilian Cerrado: Composition and Functional Benefits*. Ed. by Fernando Freitas de Lima, Caroline Honaiser Lescano, and Ivan Pires de Oliveira. Springer International Publishing, 2021, pp. 141–159. DOI: [10.1007/978-3-030-62949-6_9](https://doi.org/10.1007/978-3-030-62949-6_9).
- [47] Davi de Lacerda Coriolano, Maria Helena Menezes Estevam Alves, and Isabella Macário Ferro Cavalcanti. “Biological Potential of Products Obtained from Palm Trees of the Genus *Syagrus*”. In: *Evidence-Based Complementary and Alternative Medicine* 2021 (Aug. 2021), pp. 1–11. DOI: [10.1155/2021/5580126](https://doi.org/10.1155/2021/5580126).
- [48] M.A.C. Moreira et al. “Characterization of *Syagrus romanzoffiana* oil aiming at biodiesel production”. In: *Industrial Crops and Products* 48 (2013), pp. 57–60. DOI: [10.1016/j.indcrop.2013.04.006](https://doi.org/10.1016/j.indcrop.2013.04.006).
- [49] C J Campbell et al. “Identifying the identifiers: How iNaturalist facilitates collaborative, research-relevant data generation and why it matters for biodiversity science”. en. In: *BioScience* 73.7 (Aug. 2023), pp. 533–541. ISSN: 0006-3568, 1525-3244. DOI: [10.1093/biosci/biad051](https://doi.org/10.1093/biosci/biad051). URL: <https://academic.oup.com/bioscience/article/73/7/533/7223050>.
- [50] Ken-ichi Ueda. “An Overview of Computer Vision in iNaturalist”. In: *Biodiversity Information Science and Standards* 4 (2020), e59133. DOI: [10.3897/biss.4.59133](https://doi.org/10.3897/biss.4.59133).
- [51] iNaturalist. *iNaturalist Computer Vision Explorations*. 2022. URL: https://www.inaturalist.org/pages/computer_vision_demo.
- [52] iNaturalist. *What is the data quality assessment and how do observations qualify to become "Research Grade"?* URL: <https://www.inaturalist.org/pages/help#quality> (visited on 05/27/2023).
- [53] iNaturalist Contributors. *iNaturalist Research-grade Observations*. en. 2023. DOI: [10.15468/AB3S5X](https://doi.org/10.15468/AB3S5X). URL: <https://www.gbif.org/dataset/50c9509d-22c7-4a22-a47d-8c48425ef4a7>.
- [54] Patrick T. Hurley et al. “Estimating the alignment of tree species composition with foraging practice in Philadelphia’s urban forest: Toward a rapid assessment of provisioning services”. en. In: *Urban Forestry Urban Greening* 68 (Feb. 2022), p. 127456. ISSN: 16188667. DOI: [10.1016/j.ufug.2021.127456](https://doi.org/10.1016/j.ufug.2021.127456). URL: <https://linkinghub.elsevier.com/retrieve/pii/S1618866721004830>.
- [55] Tobias Plieninger et al. “The role of cultural ecosystem services in landscape management and planning”. en. In: *Current Opinion in Environmental Sustainability* 14 (June 2015), pp. 28–33. ISSN: 18773435. DOI: [10.1016/j.cosust.2015.02.006](https://doi.org/10.1016/j.cosust.2015.02.006). URL: <https://linkinghub.elsevier.com/retrieve/pii/S1877343515000196>.
- [56] Colleen M. Synk et al. “Gathering Baltimore’s bounty: Characterizing behaviors, motivations, and barriers of foragers in an urban ecosystem”. en. In: *Urban Forestry Urban Greening* 28 (Dec. 2017), pp. 97–102. ISSN: 16188667. DOI: [10.1016/j.ufug.2017.10.007](https://doi.org/10.1016/j.ufug.2017.10.007). URL: <https://linkinghub.elsevier.com/retrieve/pii/S1618866717303679>.

- [57] Avalon Bunge et al. "Urban foraging for food security and sovereignty: quantifying edible forest yield in Syracuse, New York using four common fruit- and nut-producing street tree species". en. In: *Journal of Urban Ecology* 5.1 (Jan. 2019). ISSN: 2058-5543. DOI: [10.1093/jue/juy028](https://doi.org/10.1093/jue/juy028). URL: <https://academic.oup.com/jue/article/doi/10.1093/jue/juy028/5303355>.
- [58] Hesekia Garekae and Charlie M. Shackleton. "Urban foraging of wild plants in two medium-sized South African towns: People, perceptions and practices". en. In: *Urban Forestry Urban Greening* 49 (Mar. 2020), p. 126581. ISSN: 16188667. DOI: [10.1016/j.ufug.2020.126581](https://doi.org/10.1016/j.ufug.2020.126581). URL: <https://linkinghub.elsevier.com/retrieve/pii/S1618866719306259>.
- [59] Mallika Sardeshpande and Charlie Shackleton. "Fruits of the city: The nature, nurture and future of urban foraging". en. In: *People and Nature* 5.1 (Feb. 2023), pp. 213–227. ISSN: 2575-8314, 2575-8314. DOI: [10.1002/pan3.10428](https://doi.org/10.1002/pan3.10428). URL: <https://besjournals.onlinelibrary.wiley.com/doi/10.1002/pan3.10428>.
- [60] V. Vannozzi Brito and S. Borelli. "Urban food forestry and its role to increase food security: A Brazilian overview and its potentialities". en. In: *Urban Forestry Urban Greening* 56 (Dec. 2020), p. 126835. ISSN: 16188667. DOI: [10.1016/j.ufug.2020.126835](https://doi.org/10.1016/j.ufug.2020.126835). URL: <https://linkinghub.elsevier.com/retrieve/pii/S161886672030652X>.
- [61] Hesekia Garekae and Charlie M. Shackleton. "Foraging Wild Food in Urban Spaces: The Contribution of Wild Foods to Urban Dietary Diversity in South Africa". en. In: *Sustainability* 12.2 (Jan. 2020), p. 678. ISSN: 2071-1050. DOI: [10.3390/su12020678](https://doi.org/10.3390/su12020678). URL: <https://www.mdpi.com/2071-1050/12/2/678>.
- [62] Jonah Landor-Yamagata, Ingo Kowarik, and Leonie Fischer. "Urban Foraging in Berlin: People, Plants and Practices within the Metropolitan Green Infrastructure". en. In: *Sustainability* 10.6 (June 2018), p. 1873. ISSN: 2071-1050. DOI: [10.3390/su10061873](https://doi.org/10.3390/su10061873). URL: <http://www.mdpi.com/2071-1050/10/6/1873>.
- [63] Mallika Sardeshpande et al. "How People Foraging in Urban Greenspace Can Mobilize Social–Ecological Resilience During Covid–19 and Beyond". In: *Frontiers in Sustainable Cities* 3 (Dec. 2021), p. 686254. ISSN: 2624-9634. DOI: [10.3389/frsc.2021.686254](https://doi.org/10.3389/frsc.2021.686254). URL: <https://www.frontiersin.org/articles/10.3389/frsc.2021.686254/full>.
- [64] Julia Palliwoda, Ingo Kowarik, and Moritz Von Der Lippe. "Human-biodiversity interactions in urban parks: The species level matters". en. In: *Landscape and Urban Planning* 157 (Jan. 2017), pp. 394–406. ISSN: 01692046. DOI: [10.1016/j.landurbplan.2016.09.003](https://doi.org/10.1016/j.landurbplan.2016.09.003). URL: <https://linkinghub.elsevier.com/retrieve/pii/S0169204616301815>.
- [65] Leonie K. Fischer and Ingo Kowarik. "Connecting people to biodiversity in cities of tomorrow: Is urban foraging a powerful tool?" en. In: *Ecological Indicators* 112 (May 2020), p. 106087. ISSN: 1470160X. DOI: [10.1016/j.ecolind.2020.106087](https://doi.org/10.1016/j.ecolind.2020.106087). URL: <https://linkinghub.elsevier.com/retrieve/pii/S1470160X20300248>.
- [66] Christoph Schunko and Anjoulie Brandner. "Urban nature at the fingertips: Investigating wild food foraging to enable nature interactions of urban dwellers". en. In: *Ambio* 51.5 (May 2022), pp. 1168–1178. ISSN: 0044-7447, 1654-7209. DOI: [10.1007/s13280-021-01648-1](https://doi.org/10.1007/s13280-021-01648-1). URL: <https://link.springer.com/10.1007/s13280-021-01648-1>.
- [67] Raquel de Andrade Cardoso Santiago and Lidio Coradin, eds. *Biodiversidade brasileira: sabores e aromas*. Ministério do Meio Ambiente, 2018.
- [68] Urban 20. *Championing 'Local' Culture and Economy*. Accessed: 2024-01-15. Urban 20 India, 2023. URL: https://www.u20india.org/Content/WhitePaper/6_CLCE_White%20Paper_1.pdf.
- [69] Hans JP Marvin et al. "Global media as an early warning tool for food fraud; an assessment of MediSys-FF". In: *Food Control* 137 (2022), p. 108961. DOI: [10.1016/j.foodcont.2022.108961](https://doi.org/10.1016/j.foodcont.2022.108961).