

● BLAUPUNKT



Enjoy it.

Built-in appliances 2021/2022



Perfectly integrated

Those opting for a modern, state-of-the-art kitchen expect not only appliances that meet the latest technical standards, but also a harmonious overall impression that perfectly combines technology and design. Blaupunkt products offer precisely that.



5-year warranty 6-7

Heat

Ovens 12-19
Compact appliances 22-23
Warming drawers 25
Microwaves 26-27
Hobs 28-39
Hobs with extractor fan 40-47

Blaupunkt Multi Control 48-51

Air

Island hoods 54-57
Oblique hoods 58-61
Vertical hood 63
Wall hoods 63-66
Ceiling fans 67
Flat hood 68-69
Fan module 69

Water

Dishwasher, 60 cm, fully integrated 72-76
Dishwasher, 45 cm, fully integrated 76
Dishwasher, 60 cm, partially integrated 77

Cold

Refrigeration 80
Refrigerations/freezer combinations 80-82
Refrigeration Extra Fresh 83
Refrigerations 84-88
Freezer 89
Undercounter refrigeration 89
Free-standing refrigerations/freezer combinations 90-93
Wine refrigeration 94-95

Blaupunkt Special Accessories

Ovens and Electric stoves 98-99
Hobs with extractor fan 100-101
Extractor fan hoods 102-107
Hobs 107
Dishwasher 108

Kitchen and Sound 109
Blaupunkt Service 110-112



Durability and professional service: That's the Blaupunkt promise. Of course, this also applies to our 13 products, which already come with a 5-year warranty*. For all other Blaupunkt appliances, there is an optional extended warranty available for a small fee. In order to activate the 5-year warranty, products must be registered online within 90 days.

Just three easy steps to the warranty extension.

Register your new device on YourBlaupunkt: blaupunkt-einbaugeraete.com





Create a customer account

Fill out the contact form on our website www.blaupunkt-einbaugeraete.com (or scan the QR code above). Then confirm your e-mail address to complete the registration.



Register your new appliance

You can register your new kitchen appliance in the customer area under *My appliances*.



Complete your registration

Enter the serial number and date of purchase and select the device category. That's it! Now you can benefit from your customer advantages.



* Registration within 90 days is required to activate the 5-year warranty. For more information, please visit our website www.blaupunkt-einbaugeraete.com.



OVENS

Crispy, delicate and fresh – all available with a simple touch! Intuitive operating concepts and clearly arranged display solutions allow your oven to produce perfect results. And when the feast is over, these practical kitchen appliances simply clean themselves.



Smart slider

Smart slider

An intuitive, simple control concept for all appliances – every setting can be perfectly selected with the Smart Slider.



Touch control

Touch Control

Precise, innovative and very user-friendly; gently touching the Touch Control buttons is enough to select the desired setting.



Automatic programmes

Automatic programmes

One touch away from the perfect result: our automatic programmes are equipped for nearly every ingredient. Cooking can't get any easier.



Soft moving

Soft moving

Thanks to its advanced dampers and hinges, the oven door can be opened and closed smoothly. Just a light pull/push and the door opens or closes gently.



Pyrolytic system

Pyrolysis

With a simple touch, all residues from baking, frying and grilling at high temperatures are reduced to ashes that can be simply wiped away with a cloth.

DARK STEEL

A uniform look for all your kitchen appliances? With the Dark Steel oven series, this wish has become reality. The Dark Steel series presents itself in a coherent and consistent design. Equipped with the latest technical innovations, these ovens feature an elegant look that can be perfectly combined with your modern kitchen.

 **BLAUPUNKT**

Aesthetic and modern:
The oven series
from Blaupunkt.

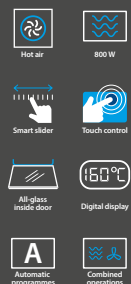


Experience the Dark Steel series in moving pictures now. Simply scan the QR code and watch the video.

Built-in oven with microwave

5B60M 8690

EG 1280

**Output, consumption**

- Voltage: 230 V
- Total connected load: 2.9 kW
- 800 W Microwave
- Grill output: 2,200 W / hot air output: 1,800 W

Oven type, heating type

Built-in electric oven with 12 heating types:

- Top / bottom heat
- Bottom heat
- Hot air
- Circulation
- Circulation grill
- Vario large area grill
- Vario small area grill
- Pizza level
- Defrost function
- Dough process
- Microwave with 5 power levels: 80 W, 240 W, 400 W, 560 W, 800 W
- Combined operation

Design, comfort

- Control panel in the Dark Steel design
- Touch Control
- Smart Slider
- Digital display in white
- Quick heating
- Temperature recommendation
- 16 automatic programmes
- Electronic temperature regulation from 30 °C – 250 °C
- Full glass inner door
- Dark Steel metal handle with logo
- Cooking chamber volume 72 l
- Flat oven walls with oven racks
- Enamelled cooking chamber
- Removable oven door for easy cleaning
- LED oven lighting
- Safety switch-off
- Child protection
- Cooling fan

Accessories

- Combination grate
- Enamelled baking tray

Special accessories: see page 98 / 99**Dimensions H × W × D**

- Appliance dimensions: 59.5 × 59.5 × 56.5 cm
- Installation dimensions: 60.0 × 56.0 × 55.0 cm
- Panel height: 96 mm

In a range from: A+++ to D

* For more information on the 5-year warranty, see page 7.



Built-in oven with steam function

5B90S 8990

EG 1281

**Output, consumption**

- Energy efficiency class: A+
- Voltage: 220 – 240 V
- Total connected load: 3.15 kW

Oven type, heating type

Built-in electric oven with 12 heating types:

- Top / bottom heat
- Bottom heat
- Hot Air Eco
- Hot air
- Circulation
- Circulation grill
- Vario large area grill
- Vario small area grill
- Pizza level
- Defrost function
- Dough process
- Steam support

Design, comfort

- Control panel in the Dark Steel design
- Touch Control
- Smart Slider
- Digital display in white
- Push & pull water tank
- Temperature sensor
- Quick heating
- Temperature recommendation
- 13 automatic programmes
- Electronic temperature regulation from 30 °C – 250 °C
- Full glass inner door
- Soft-moving door
- Dark Steel metal handle with logo
- Cooking chamber volume 72 l
- Flat oven walls with oven racks
- Enamelled cooking chamber
- Removable oven door for easy cleaning
- LED oven lighting
- Safety switch-off
- Child protection
- Cooling fan
- Large oven interior with 1-way telescopic extension

Accessories

- Combination grate
- Enamelled baking tray
- Temperature sensor

Special accessories: see page 98 / 99**Dimensions H × W × D**


- Appliance dimensions: 59.5 × 59.5 × 56.5 cm
- Installation dimensions: 60.0 × 56.0 × 55.0 cm
- Panel height: 96 mm



Built-in oven with pyrolysis

5B50P 8590

EG 1264

**Output, consumption**

- Energy efficiency class: A+
- Voltage: 220 – 240 V
- Total connected load: 3.2 kW

Oven type, heating type

Built-in electric oven with 11 heating types:

- Top / bottom heat
- Bottom heat
- Hot Air Eco
- Hot air
- Circulation
- Circulation grill
- Vario large area grill
- Vario small area grill
- Pizza level
- Defrost function
- Dough process

Design, comfort

- Control panel in the Dark Steel design
- Touch Control
- Smart Slider
- Digital display in white
- Quick heating
- Temperature recommendation
- Electronic temperature regulation from 30 °C – 250 °C
- Pyrolytic self-cleaning
- Full glass inner door
- Soft-moving door
- Dark Steel metal handle with logo
- Cooking chamber volume 72 l
- Flat oven walls with oven racks
- Enamelled cooking chamber
- Removable oven door for easy cleaning
- Oven lighting
- Safety switch-off
- Child protection, door lock in pyrolysis mode
- Cooling fan
- Large oven interior with 1-way telescopic extension

Accessories

- Combination grate
- Enamelled baking tray

Special accessories: see page 98 / 99**Dimensions H × W × D**


- Appliance dimensions: 59.5 × 59.5 × 56.5 cm
- Installation dimensions: 60.0 × 56.0 × 55.0 cm
- Panel height: 96 mm



Built-in oven

5B50N 8590 New

EG 1251

**Output, consumption**

- Energy efficiency class: A+
- Voltage: 220 – 240 V
- Total connected load: 2.9 kW

Oven type, heating type

Built-in electric oven with 11 heating types:

- Top / bottom heat
- Bottom heat
- Hot Air Eco
- Hot air
- Circulation
- Circulation grill
- Vario large area grill
- Vario small area grill
- Pizza level
- Defrost function
- Dough process

Design, comfort

- Control panel in the Dark Steel design
- Touch Control
- Smart Slider
- Digital display in white
- Quick heating
- Temperature recommendation
- Electronic temperature regulation from 30 °C – 250 °C
- Full glass inner door
- Soft-moving door
- Dark Steel metal handle with logo
- Cooking chamber volume 72 l
- Flat oven walls with oven racks
- Enamelled cooking chamber
- Removable oven door for easy cleaning
- Oven lighting
- Safety switch-off
- Child protection, door lock in pyrolysis mode
- Cooling fan
- Large oven interior with 1-way telescopic extension

Accessories

- Combination grate
- Enamelled baking tray

Special accessories: see page 98 / 99**Dimensions H × W × D**

- Appliance dimensions: 59.5 × 59.5 × 56.5 cm
- Installation dimensions: 60.0 × 56.0 × 55.0 cm
- Panel height: 96 mm



BLAUPUNKT – PERFECTLY PLANNED

Clear design –
right down the line



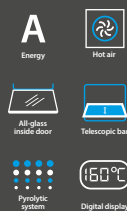
Everything in one line, that was our goal when developing the Blaupunkt Dark Steel series. The appliances are carefully aligned to create you a comfortable kitchen space. Ovens and compact appliances can be combined in various ways – along clear, uniform lines of design with black glass and white displays.

- Dark Steel look
- Logo on the handle
- Black glass for uniform, timeless design
- White display with Smart Slider
- Optimally aligned and ideally combined

Built-in oven with pyrolysis

5B36P 0250

EG 1273

**Output, consumption**

- Energy efficiency class: A
- Voltage: 220–240 V
- Total connected load: 3.2 kW

Oven type, heating type

Built-in electric oven with 8 heating types:

- Top/bottom heat
- Bottom heat
- Hot Air Eco
- Hot air
- Hot air grill
- Vario large area grill
- Vario small area grill
- Defrost function

Design, comfort

- Fully retractable control knob
- Digital display
- Electronic clock
- Quick heating
- Temperature recommendation
- Pyrolytic self-cleaning
- Full glass inner door
- Metal handle
- Cooking chamber volume 70 l
- Flat oven walls with oven racks
- Enamelled cooking chamber
- Removable oven door for easy cleaning
- Oven lighting
- Safety switch-off
- Child protection, door lock in pyrolysis mode
- Cooling fan
- Large oven interior with 1-way telescopic extension

Accessories

- Enamelled baking tray
- Combination grate

Special accessories: see page 98 / 99**Dimensions H × W × D**

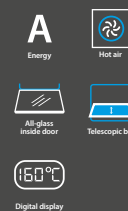
- Appliance dimensions: 59.5 × 59.5 × 57.5 cm
- Installation dimensions: 59.0 × 56.0 × 55.0 cm
- Panel height: 96 mm



Built-in oven

5B36N 0250

EG 1233

**Output, consumption**

- Energy efficiency class: A
- Voltage: 220–240 V
- Total connected load: 3.0 kW

Oven type, heating type

Built-in electric oven with 8 heating types:

- Top/bottom heat
- Bottom heat
- Hot Air Eco
- Hot air
- Hot air grill
- Vario large area grill
- Vario small area grill
- Defrost function

Design, comfort

- Fully retractable control knob
- Digital display
- Electronic clock
- Quick heating
- Temperature recommendation
- Full glass inner door
- Metal handle
- Cooking chamber volume 70 l
- Flat oven walls with oven racks
- Enamelled cooking chamber
- Removable oven door for easy cleaning
- Oven lighting
- Safety switch-off
- Cooling fan
- Large oven interior with 1-way telescopic extension

Accessories

- Enamelled baking tray
- Combination grate

Special accessories: see page 98 / 99**Dimensions H × W × D**

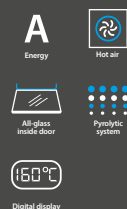
- Appliance dimensions: 59.5 × 59.5 × 57.5 cm
- Installation dimensions: 59.0 × 56.0 × 55.0 cm
- Panel height: 96 mm



Built-in oven with pyrolysis

5B27M 7050

EG 1271

**Output, consumption**

- Energy efficiency class: A
- Voltage: 220–240 V
- Total connected load: 3.25 kW

Oven type, heating type

Built-in electric oven with 7 heating types:

- Top/bottom heat
- Bottom heat
- Hot Air Eco
- Hot air
- Circulation grill
- Vario large area grill
- Pizza level

Design, comfort

- Fully retractable control knob
- Digital display
- Electronic clock
- Quick heating
- Temperature recommendation
- Automatic programmes: 10 programmes
- Electronic temperature regulation from 30°C–275°C
- Pyrolytic self-cleaning
- Full glass inner door
- Metal handle
- Extremely low window temperature, max. 30°C
- Cooking chamber volume 63 l
- Enamelled cooking chamber
- Flat oven walls with oven racks
- Removable oven door for easy cleaning
- Oven lighting
- Safety switch-off
- Child protection, door lock in pyrolysis mode
- Cooling fan

Accessories

- Combination grate
- Universal pan

Dimensions H × W × D

- Appliance dimensions: 59.5 × 59.4 × 54.8 cm
- Installation dimensions: 59.7 × 56.0 × 55.0 cm
- Panel height: 115 mm



Built-in oven

5B10M 0060 New

EG 1224

**Output, consumption**

- Energy efficiency class: A
- Voltage: 220–240 V
- Total connected load: 3.3 kW

Oven type, heating type

Built-in electric oven with 5 heating types:

- Top/bottom heat
- Hot Air Eco
- Hot air
- Circulation grill
- Vario large area grill

Design, comfort

- Quick heating
- Temperature regulation from 50°C–275°C
- Full glass inner door
- Metal handle
- Low window temperature, max. 50°C
- Cooking chamber volume 66 l
- Flat oven walls with oven racks
- Enamelled cooking chamber
- Removable oven door for easy cleaning
- Oven lighting
- Cooling fan
- Control lamp for operation condition

Accessories

- Combination grate
- Universal pan

Special accessories: see page 98/99**Dimensions H × W × D**

- Appliance dimensions: 59.5 × 59.4 × 54.8 cm
- Installation dimensions: 59.7 × 56.0 × 55.0 cm
- Panel height: 115 mm



Built-in oven

5B10M 0050

EG 1223

**Output, consumption**

- Energy efficiency class: A
- Voltage: 220–240 V
- Total connected load: 3.3 kW

Oven type, heating type

Built-in electric oven with 5 heating types:

- Top/bottom heat
- Hot Air Eco
- Hot air
- Circulation grill
- Vario large area grill

Design, comfort

- Quick heating
- Temperature regulation from 50°C–275°C
- Full glass inner door
- Metal handle
- Low window temperature, max. 50°C
- Cooking chamber volume 66 l
- Flat oven walls with oven racks
- Enamelled cooking chamber
- Removable oven door for easy cleaning
- Oven lighting
- Cooling fan
- Control lamp for operation condition

Accessories

- Combination grate
- Universal pan

Special accessories: see page 98/99**Dimensions H × W × D**

- Appliance dimensions: 59.5 × 59.4 × 54.8 cm
- Installation dimensions: 59.7 × 56.0 × 55.0 cm
- Panel height: 115 mm



Built-in oven

5B10K 0050

EG 1222

**Output, consumption**

- Energy efficiency class: A
- Voltage: 220–240 V
- Total connected load: 2.85 kW

Oven type, heating type

Built-in electric oven with 5 heating types:

- Top/bottom heat
- Bottom heat
- Top/bottom heat
- Vario large area grill
- Vario small area grill

Design, comfort

- Temperature regulation from 50°C–275°C
- Full glass inner door
- Metal handle
- Low window temperature, max. 50°C
- Cooking chamber volume 71 l
- Flat oven walls with oven racks
- Enamelled cooking chamber
- Removable oven door for easy cleaning
- Oven lighting
- Cooling fan
- Control lamp for operation condition

Accessories

- Combination grate
- Universal pan

Special accessories: see page 98/99**Dimensions H × W × D**

- Appliance dimensions: 59.5 × 59.4 × 54.8 cm
- Installation dimensions: 59.7 × 56.0 × 55.0 cm
- Panel height: 115 mm



COMPACT APPLIANCES

Cooking, braising, steaming – not only in large kitchens, but also in the smallest of spaces, Blaupunkt compact appliances offer the full range of functions while still leaving you plenty of space for cutting, seasoning and preparing.

Our space-saving multitasking appliances are real all-rounders and a smart addition for unused niches in larger kitchens.



Smart slider

Smart slider

An intuitive, simple control concept for all appliances – every setting can be perfectly selected with the Smart Slider.



Touch control

Touch Control

Precise, innovative and very user-friendly: gently touching the Touch Control buttons is enough to select the desired setting.



Automatic programmes

Automatic programmes

One touch away from the perfect result: our automatic programmes are equipped for nearly every ingredient. Cooking can't get any easier.



Combined operations

Combined operation

True all-rounders – our combination appliances! The little multitasking genius combines an oven function, a microwave and can even steam.



Steam food

Steam cooking

Cooking with hot steam is gentle to the food, promises maximum taste and a healthy approach to your cooking.



Combination steam cooker

5C90S 8990

EG 1542

**Output, consumption**

- Voltage: 220 – 240 V
- Total connected load: 3.0 kW
- Grill output: 2,200 W / hot air output: 1,700 W

Oven type, heating type

Compact oven with 13 heating types:

- Top / bottom heat
- Bottom heat
- Hot Air Eco
- Hot air
- Circulation
- Circulation grill
- Vario large area grill
- Vario small area grill
- Pizza level
- Defrost function
- Dough process
- Steam cooking from 35 °C – 100 °C
- Combined operation

Design, comfort

- Control panel in the Dark Steel design
- Touch Control
- Smart Slider
- Digital display in white
- Push & pull water tank
- Temperature sensor
- Quick heating
- Temperature recommendation
- 16 automatic programmes
- Electronic temperature regulation from 30 °C – 250 °C
- Full glass inner door
- Dark Steel metal handle with logo
- Cooking chamber volume 50 l
- Flat oven walls with oven racks
- Enamelled cooking chamber
- Removable oven door for easy cleaning
- LED oven lighting
- Safety switch-off
- Child protection
- Cooling fan

Accessories

- Combination grate
- Enamelled baking tray
- XL steam cooking container, perforated
- Temperature sensor

Special accessories: see page 98 / 99**Dimensions H × W × D**


- Appliance dimensions: 45.4 × 59.5 × 56.8 cm
- Installation dimensions: 45.0 × 56.0 × 55.0 cm
- Panel height: 96 mm



Built-in compact microwave oven

5C60M 8690

EG 1514

**Output, consumption**

- Voltage: 230 V
- Total connected load: 3.0 kW
- 900 W Microwave
- Grill output: 2,200 W / hot air output: 1,700 W

Oven type, heating type

Compact oven with 10 heating types:

- Top / bottom heat
- Bottom heat
- Hot air
- Circulation
- Circulation grill
- Vario large area grill
- Vario small area grill
- Pizza level
- Microwave with 5 power levels: 100 W, 300 W, 500 W, 700 W, 900 W
- Combined operation

Design, comfort

- Control panel in the Dark Steel design
- Touch Control
- Smart Slider
- Digital display in white
- Quick heating
- Temperature recommendation
- 13 automatic programmes
- Electronic temperature regulation from 30 °C – 250 °C
- Full glass inner door
- Dark Steel metal handle with logo
- Cooking chamber volume 50 l
- Flat oven walls with oven racks
- Enamelled cooking chamber
- Removable oven door for easy cleaning
- LED oven lighting
- Safety switch-off
- Child protection
- Cooling fan

Accessories

- Combination grate
- Enamelled baking tray
- Glass pan

Special accessories: see page 98 / 99**Dimensions H × W × D**


- Appliance dimensions: 45.4 × 59.5 × 56.8 cm
- Installation dimensions: 45.0 × 56.0 × 55.0 cm
- Panel height: 96 mm



Combination steam cooker

5KD 94150

EG 1540

**Output, consumption**

- Voltage: 220 – 230 V
- Total connected load: 3.3 kW
- 900 W Microwave
- Grill output: 1,200 W / hot air output: 1,750 W
- Steam cooker output: 1,500 W

Oven type, heating type

- Heating types: hot air, circulation grill, area grill, microwave, combined operation, steam function
- 5 output levels: 900 W, 700 W, 450 W, 300 W, 100 W
- Maximum temperature circulation / hot air: 230 °C
- Maximum temperature circulation grill: 180 °C
- Maximum temperature steam cooker: 100 °C
- Maximum temperature steam cooker / hot air: 230 °C

Design, comfort

- Control panel made of glass and stainless steel
- 34 l stainless steel cooking chamber
- 1 l water tank volume for steam cooking function
- Metal handle
- Folding door
- Digital display
- Digital clock with day display
- All heating types can be used separately and in combination
- User-friendly electronics with touch control
- 10 defrost / cooking programmes with automatic weight adjustment
- Cook control – 80 automatic programmes
- Child protection

Accessories

- Glass pan
- Combination grate

Special accessories: see page 98 / 99**Dimensions H × W × D**


- Appliance dimensions: 45.4 × 59.5 × 52.5 cm
- Installation dimensions: 45.0 × 56.0 × 55.0 cm
- Panel height: 96 mm



Built-in compact microwave oven

5MA 46510

EG 1511

**Output, consumption**

- Voltage: 220 – 230 V
- Total connected load: 3.5 kW
- 900 W Microwave
- Grill output: 1,750 W / hot air output: 1,750 W

Oven type, heating type

- Heating types: Combination microwave, grill, hot air, hot air grill, microwave, pizza level
- 5 output levels: 900 W, 700 W, 450 W, 300 W, 100 W
- Maximum temperature circulation / hot air: 230 °C
- Maximum temperature circulation grill: 230 °C

Design, comfort

- Control panel made of glass and stainless steel
- 44 l stainless steel cooking chamber
- Metal handle
- Folding door
- Digital display
- Digital clock with day display
- All heating types can be used separately and in combination
- User-friendly electronics with touch control
- 20 defrost / cooking programmes with automatic weight adjustment
- Cook control – 13 automatic programmes
- Child protection

Accessories

- Enamelled turntable
- Combination grate, large
- Combination grate, small

Dimensions H × W × D

- Appliance dimensions: 45.4 × 59.5 × 54.8 cm
- Installation dimensions: 45.0 × 56.0 × 55.0 cm
- Panel height: 96 mm




* For more information on the 5-year warranty, see page 7.



Warming drawer

5WS 16400

EG 1910

**Output, consumption**

- Voltage: 220 – 240 V
- Total connected load: 0.4 kW

Oven type, heating type

- Heating by fan heater
- Temperature regulation in 3 levels: from 30 °C – 80 °C
- 20.5 l interior volume
- Rotary switch on inside

Design, comfort

- Black glass front
- Opens without handles by push & pull
- Telescopic full extension
- Anti-slip mat
- Dish pre-heating
- Food warm-keeping function
- Defrosting of frozen food
- Load capacity 15 kg

Dimensions H x W x D


- Appliance dimensions: 14.0 x 59.4 x 54.2 cm
- Installation dimensions: 14.0 x 56.0 – 56.8 x 55.0 cm



Warming drawer

5WS 16401

EG 1911

**Output, consumption**

- Voltage: 220 – 240 V
- Total connected load: 0.4 kW

Oven type, heating type

- Heating by fan heater
- Temperature regulation in 3 levels: from 30 °C – 80 °C
- 20.5 l interior volume
- Rotary switch on inside

Design, comfort

- Black glass front with stainless steel screen
- Opens without handles by push & pull
- Telescopic full extension
- Anti-slip mat
- Dish pre-heating
- Food warm-keeping function
- Defrosting of frozen food
- Load capacity 15 kg

Dimensions H x W x D

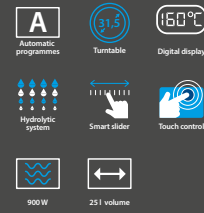
- Appliance dimensions: 14.0 x 59.4 x 54.2 cm
- Installation dimensions: 14.0 x 56.0 – 56.8 x 55.0 cm



Built-in microwave

5G49K 1550

EG 1442



Output, consumption

- Voltage: 220 – 230 V
- Connected load: 1.45 kW
- Peak output: 900 W
- Grill output: 1,200 W

Design, comfort

- Built-in appliance for a 60 cm wide tall cupboard
- Smart Slider
- User-friendly electronics with touch control
- 5 output levels: 900 W, 600 W, 360 W, 180 W, 90 W
- Grill function
- All heating types can be used separately and in combination
- Programme mode for 8 programmes
- Automatic weight adjustment for 4 defrost programmes
- Automatic weight adjustment for 3 cooking programmes
- Memory function
- Hydrolysis programme
- Digital clock with day display
- Electronic opening
- 25 l stainless steel cooking chamber
- Cooking chamber lighting
- 31.5 cm glass turntable
- Door hinged on the left

Dimensions H x W x D

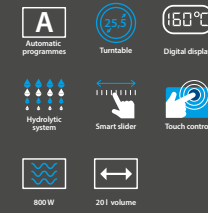
- Appliance dimensions: 38.2 x 59.4 x 38.8 cm
- Installation dimensions: 38.2 x 56.0 x 55.0 cm



Built-in microwave

5P49K 1250

EG 1431



Output, consumption

- Voltage: 220 – 230 V
- Connected load: 1.27 kW
- Peak output: 800 W

Design, comfort

- Built-in appliance for a 60 cm wide tall cupboard and wall unit
- Smart Slider
- User-friendly electronics with touch control
- 5 output levels: 800 W, 600 W, 360 W, 180 W, 90 W
- Programme mode for 7 programmes
- Automatic weight adjustment for 4 defrost programmes
- Automatic weight adjustment for 3 cooking programmes
- Memory function
- Hydrolysis programme
- Digital clock with day display
- Electronic opening
- 20 l stainless steel cooking chamber
- Cooking chamber lighting
- 25.5 cm glass turntable
- Door hinged on the left

Dimensions H x W x D

- Appliance dimensions: 38.2 x 59.4 x 37.1 cm
- Installation dimensions: 36.5 x 56.0 x 30.0 cm



Built-in microwave

5P35K 1261 New

EG 1413



Output, consumption

- Voltage: 220 – 230 V
- Connected load: 1.27 kW
- Peak output: 800 W

Design, comfort

- Built-in appliance with matching built-in frame for 50 cm wide wall unit
- Easy-to-use electronics
- 5 output levels: 800 W, 600 W, 360 W, 180 W, 90 W
- Programme mode for 7 programmes
- Automatic weight adjustment for 4 defrost programmes
- Automatic weight adjustment for 3 cooking programmes
- Memory function
- Hydrolysis programme
- Digital clock with day display
- 20 l stainless steel cooking chamber
- Cooking chamber lighting
- 27 cm glass turntable
- Door hinged on the left

Dimensions H x W x D


- Appliance dimensions: 38.2 x 49.5 x 33.5 cm
- Installation dimensions: 36.2 x 46.0 x 32.0 cm



Microwave

5G03K 1261 New

EG 1401



Output, consumption

- Voltage: 220 – 230 V
- Connected load: 1.27 kW
- Peak output: 800 W

Design, comfort

- Free-standing, integrable
- Easy-to-use electronics
- 5 output levels: 800 W, 600 W, 360 W, 180 W, 90 W
- Grill function
- Programme mode for 7 programmes
- Automatic weight adjustment for 4 defrost programmes
- Automatic weight adjustment for 3 cooking programmes
- Memory function
- Hydrolysis programme
- Digital clock with day display
- 20 l cooking chamber
- 27 cm glass turntable
- Door hinged on the left

Dimensions H x W x D

- Appliance dimensions: 26.0 x 44.2 x 34.5 cm






HOBS

Not all heat is alike. Sometimes the temperature has to rise rapidly – boosting heat for perfect searing. Other things need time – uniform heat for gentle cooking.



Smart slider

An intuitive, simple control concept for all appliances – every setting can be perfectly selected with the Smart Slider.



Touch Control

Precise, innovative and very user-friendly: gently touching the Touch Control buttons is enough to select the desired setting.



Induction

Immediately hot, immediately cold, and nothing gets burnt. The base of the pan is directly heated by the induction coil. The heat is only produced where it is needed. This means short heat-up times, more safety and much less energy consumption.



Combi induction

Two induction cooking zones can be combined together to create one single cooking zone, thereby allowing the use of very large pots and pans. Of course, the two large cooking zones can also be used separately.



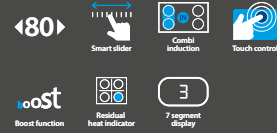
Multi Control

The extractor fan hood and hob are intelligently linked. The extractor fan hood can be controlled separately using the hob control panel and automatically adjusts the fan power to the heat generated.

Stand-alone hob, combi induction

5II 84352

EG 1388



Output, consumption

- Voltage: 220 – 240 V
- Total connected load: 7.4 kW
- 4 induction cooking zones:
 - 2 cooking zones, combi induction, Ø 19 cm, 2.2 kW (3.7 kW)
 - 1 cooking zone Ø 28 cm, 2.6 kW (3.7 kW)
 - 1 cooking zone Ø 14.5 cm, 1.4 kW (2.2 kW)

Design, comfort

- Stainless-steel frame
- Touch Control
- Smart Slider
- Combi induction
- Boost function for all induction cooking zones
- Electronic control in 17 power levels
- Connectible warm-keeping function for combi zone
- Digital display of cooking levels
- 2-level residual heat display for each cooking zone
- Main switch
- Pot detection
- Child protection
- Quick start function
- Restart function
- Safety switch-off
- Power management

Dimensions H x W x D

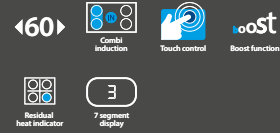
- Appliance dimensions: 5.5 x 79.5 x 51.7 cm
- Installation dimensions: 5.5 x 78.0 x 50.0 cm



Stand-alone hob, combi induction

5IL 64351 New

EG 1364



Output, consumption

- Voltage: 220 – 240 V
- Total connected load: 7.4 kW
- 4 induction cooking zones:
 - 2 cooking zones, combi induction, Ø 21 cm, 2.2 kW (3.7 kW)
 - 2 cooking zones, combi induction, Ø 21 cm, 2.2 kW (3.7 kW)

Design, comfort

- Stainless-steel frame
- Touch Control
- Combi induction
- Boost function for all induction cooking zones
- Electronic control in 17 power levels
- Connectible warm-keeping function for combi zone
- Digital display of cooking levels
- 2-level residual heat display for each cooking zone
- Main switch
- Pot detection
- Child protection
- Quick start function
- Restart function
- Safety switch-off
- Power management

Dimensions H x W x D

- Appliance dimensions: 5.5 x 58.3 x 51.3 cm
- Installation dimensions: 5.5 x 56.0 x 49.0 – 50.0 cm



Stand-alone hob, induction

5IE 64352

EG 1369



Output, consumption

- Voltage: 220 – 240 V
- Total connected load: 4.6 kW
- 4 induction cooking zones:
 - 2 cooking zones Ø 18 cm, 1.8 kW (3.1 kW)
 - 1 cooking zones Ø 14.5 cm, 1.4 kW (2.2 kW)
 - 1 cooking zone Ø 21 cm, 2.2 kW (3.7 kW)

Design, comfort

- Stainless-steel frame
- Touch Control
- Boost function for all induction cooking zones
- Electronic control in 17 power levels
- Digital display of the cooking level
- 2-level residual heat display for each cooking zone
- Main switch
- Pot detection
- Child protection
- Quick start function
- Restart function
- Safety switch-off
- Power management

Dimensions H x W x D

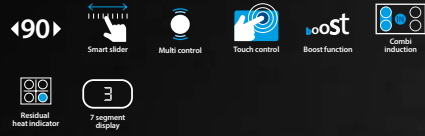
- Appliance dimensions: 5.5 x 58.3 x 51.3 cm
- Installation dimensions: 5.5 x 56.0 x 49.0 – 50.0 cm



Stand-alone hob, combi induction

511 94291

EG 1383



Output, consumption

- Voltage: 220 – 240 V
- Total connected load: 7.4 kW
- 5 induction cooking zones with booster:
 - 2 cooking zones, combi induction Ø 20.0 × 21.0 cm, 2.3 kW (3.0 kW)
 - 2 cooking zones, combi induction Ø 20.0 × 21.0 cm, 2.3 kW (3.0 kW)
 - 1 cooking zone Ø 21.5 cm, 2.3 kW (3.0 kW)

Design, comfort

- Frameless
- Multi Control
- Smart Slider
- Touch Control
- 2 × combi induction
- Flexible linking – Any two cooking zones can be combined into one cooking zone
- Boost function for all induction cooking zones
- Grill function
- Electronic control in 10 power levels
- Digital display of cooking levels in white
- Residual heat display for each cooking zone
- Pot detection
- Child protection
- Timer – simultaneously adjustable for each cooking zone
- Countdown function
- Quick start function
- Recall function – Repeat the last settings
- Automatic safety switch-off
- Overflow detection
- Power management
- Flush-mounted installation possible
- Quick assembly system


Dimensions H × W × D

- Appliance dimensions: 5.2 × 88.0 × 52.0 cm
- Installation dimensions: 5.2 × 81.0 × 49.0 cm




It's every barbecue fan's dream: It may be raining, snowing or stormy outside – he can still indulge his passion inside. With the cast iron barbecue grill or the Teppanyaki grill, steaks, fish and vegetables get that familiar aroma from the open-air barbecue season.

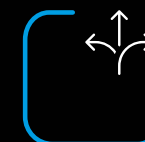
Cast iron barbecue grill and teppanyaki plate on page 107



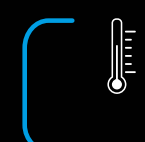
PLENTY OF SPACE
Large area for preparing large quantities



LOW FAT – GREAT TASTE
Healthy preparation – the optimised surface allows excess oil to drain off and requires little cooking fat



FLEXIBILITY IN ALL AREAS
Diverse possibilities – vegetables, meat, fish and much more



UNIFORMITY RIGHT DOWN THE LINE
Constant heat even with large quantities of food



HEAT TO PERFECTION
The temperature can be set and maintained exactly, thus preventing burning and rapid drying



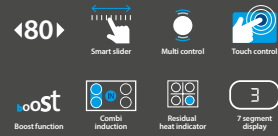
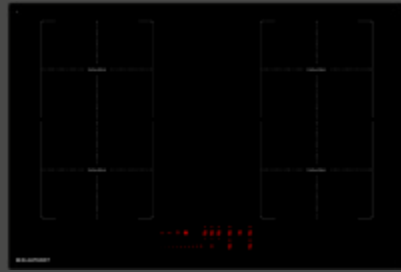
EASY TO CLEAN
The smooth surface allows easy and quick cleaning after use

* For more information on the 5-year warranty, see page 7.

Stand-alone hob, combi induction

5II 84251

EG 1324

**Output, consumption**

- Voltage: 220 – 240 V
- Total connected load: 7.4 kW
- 4 induction cooking zones with booster:
 - 2 cooking zones, combi induction Ø 20.0 × 21.0 cm, 2.1 kW (3.0 kW)
 - 2 cooking zones, combi induction Ø 20.0 × 21.0 cm, 2.1 kW (3.0 kW)

Design, comfort

- Frameless
- Multi Control
- Smart Slider
- Touch Control
- 2 × combi induction
- Flexible linking – Any two cooking zones can be combined into one cooking zone
- Boost function for all induction cooking zones
- Grill function
- Electronic control in 10 power levels
- Digital display of cooking levels
- Residual heat display for each cooking zone
- Pot detection
- Child protection
- Timer – simultaneously adjustable for each cooking zone
- Countdown function
- Quick start function
- Recall function – Repeat the last settings
- Automatic safety switch-off
- Overflow detection
- Power management
- Flush-mounted installation possible
- Quick assembly system

Dimensions H × W × D

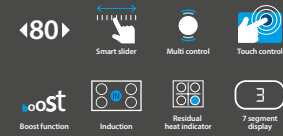

- Appliance dimensions: 5.2 × 78.0 × 52.0 cm
- Installation dimensions: 5.2 × 75.0 × 49.0 cm



Stand-alone hob, induction

5IE 84252

EG 1323

**Output, consumption**

- Voltage: 220 – 240 V
- Total connected load: 7.4 kW
- 4 induction cooking zones with booster:
 - 2 cooking zones Ø 17.5 cm, 1.4 kW (2.1 kW)
 - 2 cooking zones Ø 21.5 cm, 2.3 kW (3.0 kW)

Design, comfort

- Frameless
- Multi Control
- Smart Slider
- Touch Control
- Boost function for all induction cooking zones
- Electronic control in 10 power levels
- Digital display of cooking levels
- Residual heat display for each cooking zone
- Pot detection
- Child protection
- Timer – simultaneously adjustable for each cooking zone
- Countdown function
- Quick start function
- Recall function – Repeat the last settings
- Automatic safety switch-off
- Overflow detection
- Power management
- Flush-mounted installation possible
- Quick assembly system

Dimensions H × W × D


- Appliance dimensions: 5.2 × 78.0 × 52.0 cm
- Installation dimensions: 5.2 × 75.0 × 49.0 cm



Stand-alone hob, combi induction

5IE 64253 New

EG 1325

**Output, consumption**

- Voltage: 220 – 240 V
- Total connected load: 7.4 kW
- 4 induction cooking zones with booster:
 - 2 cooking zones, combi induction Ø 21.0 × 19.0 cm, 2.1 kW (3.0 kW)
 - 1 cooking zone Ø 17.5 cm, 1.4 kW (1.85 kW)
 - 1 cooking zone Ø 21.5 cm, 2.3 kW (3.0 kW)

Design, comfort

- Frameless
- Multi Control
- Smart Slider
- Touch Control
- Boost function for all induction cooking zones
- Electronic control in 10 power levels
- Digital display of cooking levels
- Residual heat display for each cooking zone
- Pot detection
- Child protection
- Timer – simultaneously adjustable for each cooking zone
- Countdown function
- Quick start function
- Recall function – Repeat the last settings
- Automatic safety switch-off
- Overflow detection
- Power management
- Flush-mounted installation possible
- Quick assembly system

Dimensions H × W × D

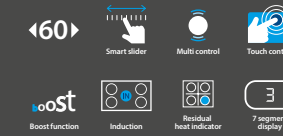

- Appliance dimensions: 5.2 × 59.0 × 52.0 cm
- Installation dimensions: 5.2 × 56.0 × 49.0 cm



Stand-alone hob, induction

5IB 64211

EG 1384

**Output, consumption**

- Voltage: 220 – 240 V
- Total connected load: 6.7 kW
- 3 induction cooking zones with booster:
 - 1 cooking zone Ø 17.5 cm, 1.4 kW (2.1 kW)
 - 1 cooking zone Ø 21.5 cm, 2.3 kW (3.0 kW)
 - 1 cooking zone Ø 26.5 cm, 2.3 kW (3.0 kW)

Design, comfort

- Frameless
- Multi Control
- Smart Slider
- Touch Control
- Boost function for all induction cooking zones
- Electronic control in 10 power levels
- Digital display of cooking levels
- Residual heat display for each cooking zone
- Pot detection
- Child protection
- Timer – simultaneously adjustable for each cooking zone
- Countdown function
- Quick start function
- Recall function – Repeat the last settings
- Automatic safety switch-off
- Overflow detection
- Power management
- Flush-mounted installation possible
- Quick assembly system

Dimensions H × W × D

- Appliance dimensions: 5.2 × 59.0 × 52.0 cm
- Installation dimensions: 5.2 × 56.0 × 49.0 cm



Stand-alone hob, induction

5IZ 34291

EG 1321

**Output, consumption**

- Voltage: 220 – 240 V
- Total connected load: 3.7 kW
- 2 induction cooking zones with booster:
 - 2 cooking zones Ø 17.5 cm, 1.4 kW (2.1 kW)

Design, comfort

- Frameless
- Smart Slider
- Touch Control
- Boost function for all induction cooking zones
- Electronic control in 10 power levels
- Digital display of cooking levels
- Residual heat display for each cooking zone
- Pot detection
- Child lock
- Timer – simultaneously adjustable for each cooking zone
- Countdown function
- Quick start function
- Recall function – Repeat the last settings
- Automatic safety switch-off
- Overflow detection
- Power management
- Flush-mounted installation possible
- Quick assembly system

Dimensions H × W × D

- Appliance dimensions: 5.2 × 30.0 × 52.0 cm
- Installation dimensions: 5.2 × 27.0 × 49.0 cm



Stand-alone hob

5RH 84352

EG 1368

**Output, consumption**

- Voltage: 220–240V
- Total connected load: 9.3 kW
- 4 high-speed cooking zones:
 - 1 cooking zone Ø 14.5 cm, 1.2 kW
 - 1 cooking zone Ø 12/21 cm, 0.8 kW/2.1 kW (2.6 kW) double ring zone
 - 1 cooking zone Ø 17/26.5 cm, 1.8 kW/2.6 kW (2.6 kW) casserole zone
 - 1 cooking zone Ø 23/18 cm, 1.7 kW/2.4 kW (3.4 kW) double ring zone

Design, comfort

- Stainless-steel frame
- Touch Control
- Smart Slider
- Boost function
- Connectible casserole zone
- 2 connectible double ring cooking zones
- Electronic control in 17 power levels
- Digital display of cooking levels
- 7-segment LED display
- Restart function
- Wipe protection function
- Child protection
- Timer
- Safety switch-off
- 2-level residual heat display for each cooking zone
- Control lamp for operation condition
- Main switch

Dimensions H × W × D

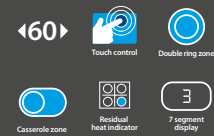
- Appliance dimensions: 5.1 × 79.5 × 51.7 cm
- Installation dimensions: 4.8 × 78.0 × 50.0 cm



Stand-alone hob

5RG 64350

EG 1355

**Output, consumption**

- Voltage: 220–240V
- Total connected load: 6.7 kW
- 4 high-speed cooking zones:
 - 1 cooking zone Ø 12/21 cm, 0.75/2.2 kW double ring zone
 - 2 cooking zones each Ø 14.5 cm, 1.2 kW
 - 1 cooking zone Ø 17/26.5 cm, 1.8/2.6 kW casserole zone

Design, comfort

- Stainless-steel frame
- Touch Control
- Sensor button for zone extension
- Electronic control in 17 power levels
- 7-segment display
- 2-level residual heat display for each cooking zone
- Child protection
- Safety switch-off
- Restart function
- Control lamp for operation condition
- Main switch

Dimensions H × W × D

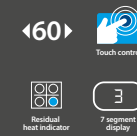
- Appliance dimensions: 5.1 × 58.3 × 51.3 cm
- Installation dimensions: 4.8 × 56.0 × 49.0–50.0 cm



Stand-alone hob

5RE 64350

EG 1351

**Output, consumption**

- Voltage: 220–240V
- Total connected load: 6.6 kW
- 4 high-speed cooking zones:
 - 2 cooking zones each Ø 14.5 cm, 1.2 kW
 - 1 cooking zone Ø 18 cm, 2.0 kW
 - 1 cooking zone Ø 21 cm, 2.2 kW

Design, comfort

- Stainless-steel frame
- Touch Control
- Electronic control in 17 power levels
- 7-segment display
- 2-level residual heat display for each cooking zone
- Child protection
- Safety switch-off
- Restart function
- Control lamp for operation condition
- Main switch

Dimensions H × W × D

- Appliance dimensions: 5.1 × 58.3 × 51.3 cm
- Installation dimensions: 4.8 × 56.0 × 49.0–50.0 cm

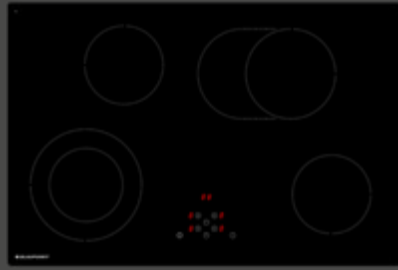


Boost

Stand-alone hob

5RG 74351

EG 1360

**Output, consumption**

- Voltage: 220 – 240 V
- Total connected load: 7.0 kW
- 4 high-speed cooking zones:
 - 1 cooking zone Ø 14.5 / 22.0 cm, 1.0 kW (2.2 kW) double ring zone
 - 1 cooking zone Ø 18.0 / 27.5 cm, 1.5 kW (2.4 kW) casserole zone
 - 2 cooking zones Ø 15.5 cm, 1.2 kW

Design, comfort

- Frameless
- Touch Control
- Sensor button for zone extension
- Electronic control in 10 power levels
- Digital display of cooking levels
- Residual heat display for each cooking zone
- Child lock
- Timer – simultaneously adjustable for each cooking zone
- Automatic safety switch-off
- Overflow detection
- Flush-mounted installation possible
- Quick assembly system

Dimensions H x W x D

- Appliance dimensions: 5.7 x 78.0 x 52.0 cm
- Installation dimensions: 5.7 x 75.0 x 49.0 cm



Stand-alone hob

5RG 64361

EG 1359

**Output, consumption**

- Voltage: 220 – 240 V
- Total connected load: 7.0 kW
- 4 high-speed cooking zones:
 - 1 cooking zone Ø 14.5 / 22.0 cm, 1.0 kW (2.2 kW) double ring zone
 - 1 cooking zone Ø 18.0 / 27.5 cm, 1.5 kW (2.4 kW) casserole zone
 - 2 cooking zones Ø 15.5 cm, 1.2 kW

Design, comfort

- Frameless
- Touch Control
- Sensor button for zone extension
- Electronic control in 10 power levels
- Digital display of cooking levels
- Residual heat display for each cooking zone
- Child lock
- Timer – simultaneously adjustable for each cooking zone
- Automatic safety switch-off
- Overflow detection
- Flush-mounted installation possible
- Quick assembly system

Dimensions H x W x D

- Appliance dimensions: 5.7 x 59.0 x 52.0 cm
- Installation dimensions: 5.7 x 56.0 x 49.0 cm



Stand-alone hob

5RE 64361

EG 1358

**Output, consumption**

- Voltage: 220 – 240 V
- Total connected load: 6.0 kW
- 4 high-speed cooking zones:
 - 2 cooking zones Ø 15.5 cm, 1.2 kW
 - 2 cooking zones Ø 19.0 cm, 1.8 kW

Design, comfort

- Frameless
- Touch Control
- Electronic control in 10 power levels
- Digital display of cooking levels
- Residual heat display for each cooking zone
- Child lock
- Automatic safety switch-off
- Overflow detection
- Flush-mounted installation possible
- Quick assembly system

Dimensions H x W x D

- Appliance dimensions: 5.7 x 59.0 x 52.0 cm
- Installation dimensions: 5.7 x 56.0 x 49.0 cm



Stand-alone hob

5RZ 34411

EG 1306

**Output, consumption**

- Voltage: 220 – 240 V
- Total connected load: 3.0 kW
- 2 high-speed cooking zones:
 - 1 cooking zone Ø 14.5 cm, 1.2 kW
 - 1 cooking zone Ø 18.0 cm, 1.8 kW

Design, comfort

- Frameless
- Touch Control
- Electronic control in 9 power levels
- Digital display of cooking levels
- Residual heat display for each cooking zone
- Child lock
- Automatic safety switch-off
- Overflow detection
- Flush-mounted installation possible
- Quick assembly system

Dimensions H x W x D

- Appliance dimensions: 5.7 x 29.0 x 52.0 cm
- Installation dimensions: 5.7 x 27.0 x 49.0 cm



HOBS WITH INTEGRATED EXTRACTOR

The modern extractor solution offers one thing above all – more freedom: A clear view, as the fumes are extracted directly where they arise. Odourless cooking and more freedom in kitchen planning.

High-quality filter systems allow nothing but fresh air to be produced, while still being powerful and noise-free. The perfect combination of heat and air in a single appliance.



Smart slider

Smart Slider

An intuitive, simple control concept for all appliances – every setting can be perfectly selected with the Smart Slider.



Touch control

Touch Control

Precise, innovative and very user-friendly: gently touching the Touch Control buttons is enough to select the desired setting.



Induction

Induction

Immediately hot, immediately cold, and nothing gets burnt. The base of the pan is directly heated by the induction coil. The heat is only produced where it is needed. This means short heat-up times, more safety and much less energy consumption.



Combi induction

Combi induction

Two induction cooking zones can be combined together to create one single cooking zone, thereby allowing the use of very large pots and pans. Of course, the two large cooking zones can also be used separately.

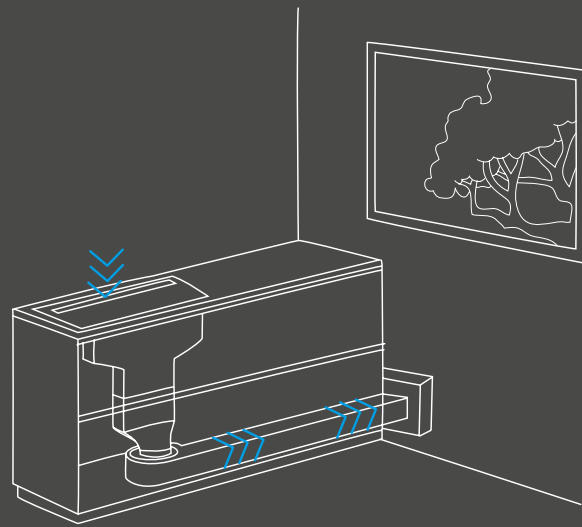


Energy

A+++ energy efficiency class

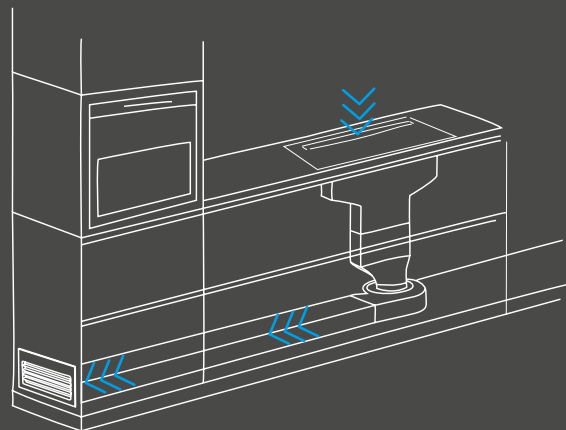
A machine with this energy efficiency class is especially energy-saving.

Planning information



Extraction mode

In extraction mode, the air is conducted outdoors through the house wall. Ensure an adequate ventilation cross-section.



Circulation mode

In circulation mode, the air is filtered, cleaned, odour-neutralized and then conducted back to the room. This entails the installation of an activated carbon filter and a base grate.

The following must be considered during planning and installation:

The airflow in a kitchenette can be generally conducted in any direction.

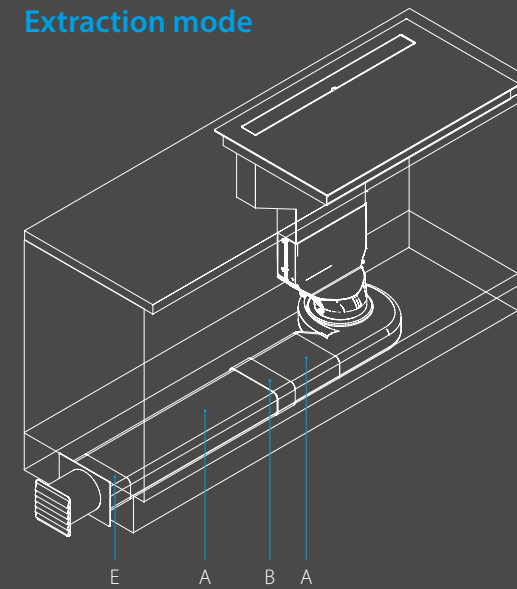
Turning the motor prior to installation allows you to conduct the air to the left or the right. For a right-side installation, an air outlet kit is required. The base area must always remain clear to allow the installation of a flat duct. The air routing can be planned in advance in different designs.

- It is not possible to plan in dishwashers, underframe coolers, base drawers etc. in the area of the exhaust air duct
- An air outlet kit is required on the right for planning in dishwashers, underframe coolers, base drawers etc. on the left-hand side
- Min. cabinet width 900 mm (5IX 99291, 5IX 94291, 5IX 92291)
- Min. cabinet width 600 mm (5IX 60260)
- Min. worktop depth 600 mm (correspondingly deeper when planning in niche panelling)
- Worktop depth 615 mm (for flush-mounted planning)
- Base height min. 100 mm

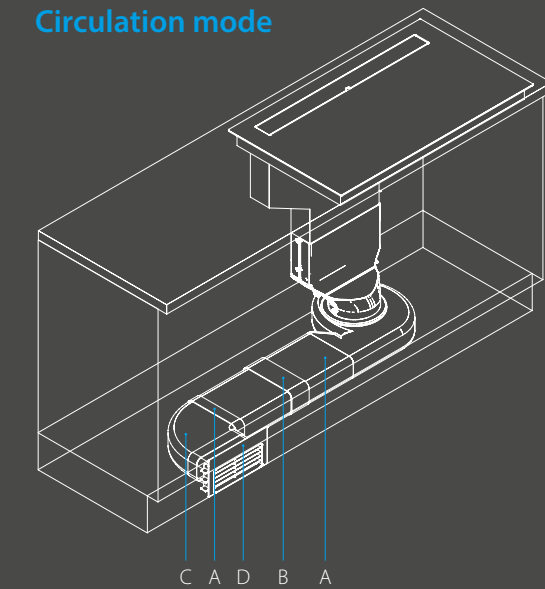


Here you can find all information about our hob fans.

Extraction mode



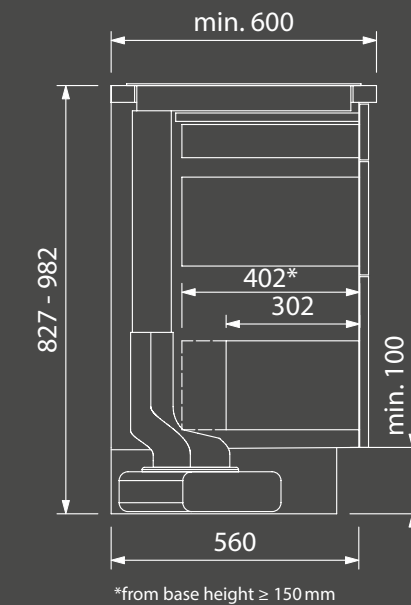
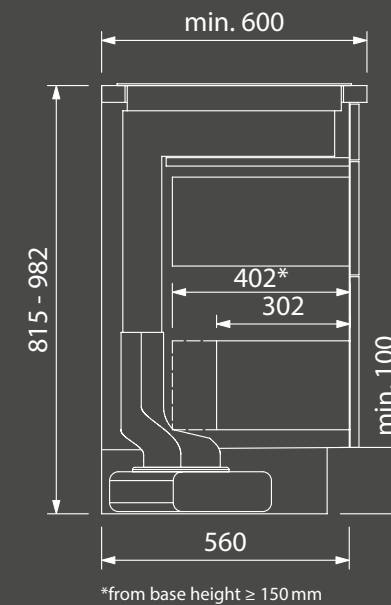
Circulation mode



Using a flat ducting system to extract outside of the carcass.

Illustration	Designation	Item number
A	Flat duct	FK 152 metal / FK 100 plastic
B	Pipe connector	FK 158 metal / FK 110 plastic
C	Connector 90° elbow - horizontal -	FK 157 metal / FK 111 plastic
D	Base ventilation grille	FK 150 plastic
E	Wall box with stainless steel external vent	FK 161 metal / FK 130 plastic

For this and other suitable accessories, please see pages 100 / 101



Stand-alone hob, combi induction with integrated extractor fan

5IX 99291

EG 1395

**Output, consumption – hob**

- Voltage: 220 – 240 V
- Total connected load: 7.4 kW
- 4 induction cooking zones with booster:
- 4 cooking zones Ø 22 cm, 2.1 kW (3.7 kW)

Design, comfort – hob

- Frameless
- Smart Slider
- Touch Control
- 2 × combi induction
- Flexible linking – Any two cooking zones can be combined into one cooking zone
- Boost function for all induction cooking zones
- Electronic control in 10 power levels
- Automatic safety switch-off
- Digital display of cooking levels in white
- Toggle function with fixed temperatures (40°C, 70°C and 98°C)
- Cooking Chef Mode, Pause and Recall
- Residual heat display
- Pot detection
- Child lock
- Timer
- Countdown function
- Flush-mounted installation possible

Dimensions H × W × D

- Appliance dimensions: 82.7 – 98.2 × 90 × 53 cm
- Installation dimensions: 5.8 × 86.2 × 49.5 cm

Output, consumption – extractor fan

- Voltage: 220 – 240 V
- Total connected load: 165 W
- Energy efficiency class: A+++
- Average power consumption: 30.8 kWh/year
- Fan efficiency class: A
- Grease filter efficiency class: B
- Noise min./max. normal level/intensive level:
- Min. 45 dB(A) max. 65 dB(A) max. 70 dB(A)
- Fan output max. normal level/intensive level*:
- In extraction mode 576 m³/h/734 m³/h
- In circulation mode 450 m³/h/560 m³/h

Design, comfort – extractor fan

- Electronic opening of the extractor fan
- Glass ceramic, black
- Suitable for installation in a kitchenette or kitchen island
- Optional extraction or circulation mode (carbon filter required for circulation mode)
- 6-level fan output controllable via Touch Control
- 5 power levels + 1 intensive level
- Intensive level with automatic reset for extraction mode
- Automatic, three-level blower overrun of 5/10 and 20 minutes with LED display
- Metal grease filter and carbon filter saturation indication by LED control lamp
- To clean / evacuate the metal grease filter and the water collection tank, the appliance automatically blocks after 40 hours of operation
- Automatic overrun for circulation mode
- Water collection tank: 0.75 litre capacity
- Powerful and quiet blower

Accessories

- Metal grease filter, dishwasher-safe

Special accessories: see page 100 / 101

Automatic opening of the extractor fan



Stand-alone hob, combi induction with integrated extractor fan

5IX 94291

EG 1397

**Output, consumption – hob**

- Voltage: 220 – 240 V
- Total connected load: 7.4 kW
- 4 induction cooking zones with booster:
- 4 cooking zones Ø 19.0 × 21.0 cm, 2.1 kW (3.0 kW)

Design, comfort – hob

- Frameless
- Touch Control
- 2 × combi induction
- Flexible linking – Any two cooking zones can be combined into one cooking zone
- Boost function for all induction cooking zones
- Electronic control in 10 power levels
- Automatic safety switch-off
- Digital display of cooking levels
- Residual heat display for each cooking zone
- Pot detection
- Child lock
- Timer – simultaneously adjustable for each cooking zone
- Countdown function
- Power management
- Flush-mounted installation possible

Dimensions H × W × D

- Appliance dimensions: 82.7 – 98.2 × 90 × 53 cm
- Installation dimensions: 5.8 × 86.2 × 49.5 cm

Output, consumption – extractor fan

- Voltage: 220 – 240 V
- Total connected load: 165 W
- Energy efficiency class: A+++
- Average power consumption: 30.8 kWh/year
- Fan efficiency class: A
- Grease filter efficiency class: B
- Noise min./max. intensive level/normal level:
- Min. 45 dB(A) Max. 65 dB(A) Max. 70 dB(A)
- Fan output max. Normal level/Intensive level*:
- In extraction mode 576 m³/h/734 m³/h
- In circulation mode 450 m³/h/560 m³/h



Automatic opening of the extractor fan

In a range from:
A+++ to D

* According to EU Regulation no. 65 / 2014/ fan power according to EN 61591

* For more information on the 5-year warranty, see page 7.

Stand-alone hob, combi induction with integrated extractor fan

5IX 92291

EG 1396

**Output, consumption – hob**

- Voltage: 220–240V
- Total connected load: 7.4 kW
- 4 induction cooking zones with booster:
 - 4 cooking zones Ø 19.0 × 21.0 cm, 2.1 kW (3.0 kW)

Design, comfort – hob

- Frameless
- Touch Control
- 2 × combi induction
- Flexible linking – Any two cooking zones can be combined into one cooking zone
- Boost function for all induction cooking zones
- Electronic control in 10 power levels
- Automatic safety switch-off
- Digital display of cooking levels
- Residual heat display for each cooking zone
- Pot detection
- Child lock
- Timer – simultaneously adjustable for each cooking zone
- Countdown function
- Power management
- Flush-mounted installation possible

Dimensions H × W × D

- Appliance dimensions: 81.5–98.2 × 90 × 53 cm
- Installation dimensions: 16.0–16.4 × 88 × 50 cm

Output, consumption – extractor fan

- Voltage: 220–240V
- Total connected load: 165 W
- Energy efficiency class: A++
- Average power consumption: 37.2 kWh/year
- Fan efficiency class: A
- Grease filter efficiency class: B

Noise min./ max. intensive level / normal level:

- Min. 47 dB(A) Max. 65 dB(A) Max. 70 dB(A)

Fan output max. Normal level / Intensive level*:

- In extraction mode 570 m³/h / 660 m³/h
- In circulation mode 450 m³/h / 500 m³/h

Design, comfort – extractor fan

- Glass ceramic, black
- Suitable for installation in a kitchenette or kitchen island
- Optional extraction or circulation mode (carbon filter required for circulation mode)
- 6-level fan output controllable via Touch Control
- 5 power levels + 1 intensive level
- Intensive level with automatic reset for extraction mode
- Automatic, three-level blower overrun of 5 / 10 and 20 minutes with LED display
- Metal grease filter and carbon filter saturation indication by LED control lamp
- To clean / evacuate the metal grease filter and the water collection tank, the appliance automatically blocks after 40 hours of operation
- Automatic overrun for circulation mode
- Water collection tank: 0.75 litre capacity
- Powerful and quiet blower

Accessories

- Metal grease filter, dishwasher-safe

Special accessories: see page 100 / 101

Stand-alone hob, combi induction with integrated extractor fan

5IX 60260

EG 1361

**Output, consumption – hob**

- Voltage: 220–240V
- Total connected load: 7.4 kW
- 4 induction cooking zones with booster:
 - 2 cooking zones Ø 16 cm, 1.2 kW (1.4 kW power function)
 - 1 cooking zone Ø 19 × 21 cm, 2.1 kW (3.0 kW power function)
 - 1 cooking zone Ø 19 × 21 cm, 1.6 kW (1.85 kW power function)

Design, comfort – hob

- Frameless
- Touch Control
- Combi induction
- Flexible linking – Any two cooking zones can be combined into one cooking zone
- Boost function for all induction cooking zones
- Electronic control in 10 power levels
- Automatic safety switch-off
- Digital display of cooking levels
- Residual heat display for each cooking zone
- Pot detection
- Child lock
- Timer – simultaneously adjustable for each cooking zone
- Countdown function
- Power management
- Flush-mounted installation possible

Dimensions H × W × D

- Appliance dimensions: 81.5–98.2 × 60 × 52 cm
- Installation dimensions: 15.9–16.3 × 56.2 × 49.5 cm

Output, consumption – extractor fan

- Voltage: 220–240V
- Total connected load: 165 W
- Energy efficiency class: A
- Average power consumption: 45.3 kWh/year
- Fan efficiency class: A
- Grease filter efficiency class: B

Noise min./ max. intensive level / normal level:

- Min. 48 dB(A) Max. 66 dB(A) Max. 74 dB(A)

Fan output max. Normal level / Intensive level*:

- In extraction mode 422 m³/h / 565 m³/h
- In circulation mode 320 m³/h / 425 m³/h

Design, comfort – extractor fan

- Glass ceramic, black
- Suitable for installation in a kitchenette or kitchen island
- Optional extraction or circulation mode (carbon filter required for circulation mode)
- 6-level fan output controllable via Touch Control
- 5 power levels + 1 intensive level
- Intensive level with automatic reset for extraction mode
- Automatic, three-level blower overrun of 5 / 10 and 20 minutes with LED display
- Metal grease filter and carbon filter saturation indication by LED control lamp
- To clean / evacuate the metal grease filter and the water collection tank, the appliance automatically blocks after 40 hours of operation
- Automatic overrun for circulation mode
- Water collection tank: 1 litre capacity
- Powerful and quiet blower

Accessories

- Metal grease filter, dishwasher-safe

Special accessories: see page 100 / 101In a range from:
A+++ to D

* According to EU Regulation no. 65 / 2014 / fan power according to EN 61591




MULTI CONTROL

a unique
connection



Multi control



Here everything comes together that belongs together: Blaupunkt hobs with Multi Control  form a unique combination – together with the Multi Control extractor fan hoods. These can be easily controlled using the hob operating panel, and they automatically adjust their output in line with the heat generation of the hob. The cable-free Multi Control sensor promises a long-lasting technical standard and intuitive operation.

... and brings much more into the mix: Putting the kitchen in the perfect light

Uniquely harmonized: The installation of a small receiver in the hood suffices to put your kitchen in the perfect light. This allows you to use a remote control to control the light colour and dim the brightness.

If your kitchen is also furnished with this technology, the hood and the light system can be coupled together, thereby resulting in a perfectly harmonized look with a uniform light colour and intensity!

Receiver

BLZ 501

Remote control

BLZ 502

Here you can find all the information about Multi Control



EXTRACTOR FAN HOODS

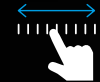
Seared crispy or gently steamed: each meal preparation leaves traces behind in the room. Blaupunkt extractor fan hoods provide fresh air after each cooking experience.



Multi control

Multi Control

The extractor fan hood and hob are intelligently linked. The extractor fan hood can be controlled separately using the hob control panel or automatically adjusts the fan power to the heat generated.



Smart slider

Smart Slider

An intuitive, simple control concept for all appliances – every setting can be perfectly selected with the Smart Slider.



Touch control

Touch Control

Precise, innovative and very user-friendly: gently touching the Touch Control buttons is enough to select the desired setting.



LED

LED

The innovative LED lights of Blaupunkt extractor fan hoods ensure even more light on the hob. Another ray of hope: the long-lasting lights consume an extremely low amount of energy.



Island hood

5DS 99760

EG 1808



Optional also with black shaft

Output, consumption

- Voltage: 220–240 V
- Total connected load: 278 W
- Energy efficiency class: A+*
- Average power consumption: 46 kWh/year*
- Fan efficiency class: A*
- Light efficiency class: A*
- Grease filter efficiency class: B*
- Noise min./max. Normal level: 52/66 dB*
- Fan output max. Normal level/Intensive level*:
- In extraction mode max. 580 m³/h / 700 m³/h
- In circulation mode max. 450 m³/h / 500 m³/h

Design, comfort

- Stainless steel and black glass screen
- For wall installation above cooking zones
- Smart Slider
- Touch Control
- Optional extraction or circulation mode (an activated carbon filter required for circulation mode)
- Electronic control
- 4-level fan power (3 power levels + 1 intensive level) controllable via Smart Slider with LED display
- Intensive levels with automatic reset
- Powerful and quiet blower
- Uniform, bright lighting with 4 × 2 W LED lamps
- Illuminance: 229 lux
- Colour temperature: 4,000 K

Accessories

- Metal grease filter, dishwasher-safe
- Incl. exhaust air shaft

Special accessories: see page 102–107

Dimensions H × W × D

- Appliance dimensions, extraction: 77.0–106.0 × 90.0 × 58.0 cm
- Appliance dimensions, circulation: 77.0–106.0 × 90.0 × 58.0 cm



Island hood

5DB 99751

EG 1872

**Output, consumption**

- Voltage: 220–240 V
- Total connected load: 225.4 W
- Energy efficiency class: A*
- Average power consumption: 44 kWh/year*
- Fan efficiency class: A*
- Light efficiency class: A*
- Grease filter efficiency class: C*
- Noise min./max. Normal level: 48/62 dB*
- Fan output max. Normal level/Intensive level*:
- In extraction mode 560 m³/h / 626 m³/h
- In circulation mode 394 m³/h / 445 m³/h

Design, comfort

- Stainless steel
- For ceiling installation above kitchen islands
- Optional extraction or circulation mode (an activated carbon filter required for circulation mode)
- 4-level fan power (3 power levels + 1 intensive level) controllable through Multi Control
- Intensive levels with automatic reset
- Powerful and quiet blower
- Uniform, bright lighting with 2 × 2.7 W LED modules
- Optional extendible Multi Control function: LED light with adjustable brightness and colour temperature
- Illuminance: 152 lux
- Colour temperature: 4,000 K preset

Accessories

- Metal grease filter, dishwasher-safe
- Incl. exhaust air shaft

Special accessories: see page 102–107

Special accessories for extended Multi Control function (see page 51)

- BLZ 501 Receiver
- BLZ 502 Remote control

Dimensions H × W × D


- Appliance dimensions, extraction: 76.0–103.0 × 90.0 × 60.0 cm
- Appliance dimensions, circulation: 84.0–114.0 × 90.0 × 60.0 cm



Island hood

5DB 96452

EG 1823

**Output, consumption**

- Voltage: 220–240 V
- Total connected load: 225.4 W
- Energy efficiency class: A*
- Average power consumption: 43 kWh/year*
- Fan efficiency class: A*
- Light efficiency class: A*
- Grease filter efficiency class: C*
- Noise min./max. Normal level: 48/60 dB*
- Fan output max. Normal level/Intensive level*:
- In circulation mode 394 m³/h / 445 m³/h

Design, comfort

- Stainless steel and black painted stainless steel
- For ceiling installation above kitchen islands
- Multi Control
- Circulation hood (an activated carbon filter required for circulation mode)
- Electronic control
- 4-level fan power (3 power levels + 1 intensive level) controllable through Multi Control
- Intensive levels with automatic reset
- Powerful and quiet blower
- Uniform, bright lighting with 2 × 2.7 W LED modules
- Optional extendible Multi Control function: LED light with adjustable brightness and colour temperature
- Colour temperature: 4,000 K preset

Accessories

- Metal grease filter, dishwasher-safe

Special accessories: see page 102–107

Special accessories for extended Multi Control function (see page 51)

- BLZ 501 Receiver
- BLZ 502 Remote control

Dimensions H × W × D

- Appliance dimensions, circulation: 168.0 × 45.0 × 45.0 cm



In a range from: A+++ to D

* According to EU Regulation no. 65 / 2014 / fan power according to EN 61591



Island hood

5DF 92760

EG 1809

Output, consumption

- Voltage: 220 – 240 V
- Total connected load: 208.2 W
- Energy efficiency class: A*
- Fan efficiency class: A*
- Light efficiency class: A*
- Grease filter efficiency class: B*
- Noise min./max. Normal level: 48 / 64 dB*
- Fan output max. Normal level/Intensive level*:
- In extraction mode 521 m³/h / 650 m³/h
- In circulation mode 380 m³/h / 480 m³/h

Design, comfort

- Black painted stainless steel
- For ceiling installation above kitchen islands
- Optional extraction or circulation mode (an activated carbon filter required for circulation mode)
- 4-level fan power (3 power levels + 1 intensive level) controllable via remote control
- Intensive levels with automatic reset
- High, fine-tunable fan power
- Powerful and quiet blower
- Uniform, bright lighting with 2 × 4.1 W LED modules
- Illuminance: 270 lux
- Colour temperature: 4,000 K



Accessories

- Metal grease filter, dishwasher-safe

Special accessories: see page 102 – 107

Dimensions H × W × D

- Appliance dimensions, extraction: 90.0 – 109.0 × 140.0 × 60.0 cm
- Appliance dimensions, circulation: 96.5 – 120.0 × 140.0 × 60.0 cm





In a range from:
A+++ to D

* According to EU Regulation no. 65 / 2014 / fan power according to EN 61591

Oblique hood

5DO 69751

EG 1890

**Output, consumption**

- Voltage: 220–240 V
- Total connected load: 272 W
- Energy efficiency class: A+*
- Average power consumption: 41 kWh/year*
- Fan efficiency class: A*
- Light efficiency class: A*
- Grease filter efficiency class: F*
- Noise min./max. Normal level: 52/65 dB*
- Fan output max. Normal level/Intensive level*:
- In extraction mode 580 m³/h/720 m³/h
- In circulation mode 300 m³/h/420 m³/h

Design, comfort

- Stainless steel and black glass
- With gas pressure damper
- For wall installation above hobs
- Optional extraction or circulation mode (carbon filter required for circulation mode)
- Electronic control
- 4-level fan power (3 power levels + 1 intensive level) controllable through Touch Control with LED display
- Intensive levels with automatic reset
- Powerful and quiet blower
- High, fine-tunable fan power
- Edge suction
- Uniform, bright lighting with 2 × 1 W LED lamps
- Illuminance: 200 lux
- Colour temperature: 3,000 K

Accessories

- Metal grease filter, dishwasher-safe
- Incl. exhaust air shaft

Special accessories: see page 102 – 107

Dimensions H × W × D

- Appliance dimensions, extraction: 72.0–102.0 × 90.0 × 38.0 cm
- Appliance dimensions, circulation: 84.0–102.0 × 90.0 × 38.0 cm

In a range from: A+++ to D

* According to EU Regulation no. 65/2014/fan power according to EN 61591

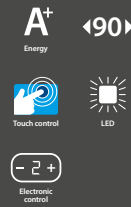
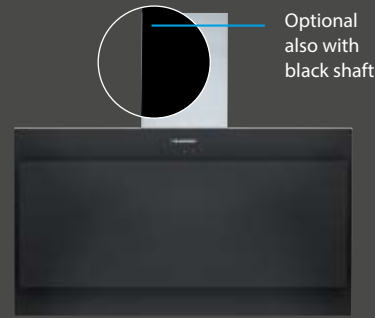
* For more information on the 5-year warranty, see page 7.



Oblique hood

5DL 69651

EG 1888

**Output, consumption**

- Voltage: 220–240 V
- Total connected load: 272 W
- Energy efficiency class: A+*
- Average power consumption: 40.4 kWh/year*
- Fan efficiency class: A*
- Light efficiency class: A*
- Grease filter efficiency class: E*
- Noise min./max. Normal level: 52/66 dB*
- Fan output max. Normal level/Intensive level*:
- In extraction mode 580 m³/h/720 m³/h
- In circulation mode 300 m³/h/410 m³/h

Design, comfort

- Black glass screen
- With gas pressure damper
- For wall installation above hobs
- Optional extraction or circulation mode (carbon filter required for circulation mode)
- Electronic control
- 4-level fan power (3 power levels + 1 intensive level) controllable through Touch Control with LED display
- Intensive levels with automatic reset
- Powerful and quiet blower
- High, fine-tunable fan power
- Edge suction
- Uniform, bright lighting with 2 × 1 W LED lamps
- Illuminance: 200 lux
- Colour temperature: 3,000 K

Accessories

- Metal grease filter, dishwasher-safe
- Incl. exhaust air shaft

Special accessories: see page 102 – 107

Dimensions H × W × D

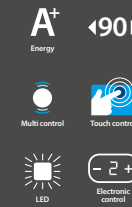
- Appliance dimensions, extraction: 66.0–97.0 × 90.0 × 34.0 cm
- Appliance dimensions, circulation: 79.0–97.0 × 90.0 × 34.0 cm



Oblique hood

5DL 69652

EG 1894

**Output, consumption**

- Voltage: 220–240 V
- Total connected load: 275.4 W
- Energy efficiency class: A+*
- Average power consumption: 42.8 kWh/year*
- Fan efficiency class: A*
- Light efficiency class: A*
- Grease filter efficiency class: E*
- Noise min./max. Normal level: 52/66 dB*
- Fan output max. Normal level/Intensive level*:
- In extraction mode 580 m³/h/720 m³/h
- In circulation mode 355 m³/h/370 m³/h

Design, comfort

- Black glass screen with Dark Steel front
- With gas pressure damper
- For wall installation above hobs
- Optional extraction or circulation mode (an activated carbon filter required for circulation mode)
- Electronic control
- 4-level fan power (3 power levels + 1 intensive level) controllable through Multi Control
- Filter saturation display
- Powerful and quiet blower
- High, fine-tunable fan power
- Edge suction
- Uniform, bright lighting with 2 × 2.7 W LED lamps
- Illuminance: 154 lux
- Colour temperature: 4,000 K preset

Accessories

- Metal grease filter, dishwasher-safe
- Incl. exhaust air shaft

Special accessories: see page 102 – 107

Special accessories for extended Multi Control function (see page 51)

- BLZ 501 Receiver
- BLZ 502 Remote control

Dimensions H × W × D

- Appliance dimensions, extraction: 71.2–102.2 × 90.0 × 34.0 cm
- Appliance dimensions, circulation: 83.7–102.2 × 90.0 × 34.0 cm



Oblique hood

5DL 69753

EG 1895

Optional
also with
black shaft

Output, consumption

- Voltage: 220–240 V
- Total connected load: 225.4 W
- Energy efficiency class: A*
- Average power consumption: 50 kWh/year*
- Fan efficiency class: A*
- Light efficiency class: A*
- Grease filter efficiency class: C*
- Noise min./max. Normal level: 49/60 dB*
- Fan output max. Normal level/Intensive level*:
- In extraction mode max. 560 m³/h/677 m³/h
- In circulation mode max. 394 m³/h/445 m³/h

Design, comfort

- Stainless steel and black glass
- With gas pressure damper
- For wall installation above cooking zones
- Multi Control
- Touch Control
- Optional extraction or circulation mode (carbon filter required for circulation mode)
- Electronic control
- 4-level fan power (3 power levels + 1 intensive level) controllable through Multi Control
- Intensive levels with automatic reset
- Powerful and quiet blower
- Uniform, bright lighting with 2 × 2.7 W LED modules
- Optional extendible Multi Control function:
- LED light with adjustable brightness and colour temperature
- Illuminance: 152 lux
- Colour temperature: 4,000 K preset

Accessories

- Metal grease filter, dishwasher-safe
- Incl. exhaust air shaft

Special accessories: see page 102–107

Special accessories for extended Multi Control function (see page 51)

- BLZ 501 Receiver
- BLZ 502 Remote control

Dimensions H × W × D

- Appliance dimensions, extraction (shaft): 67.0–91.0 × 90.0 × 42.2 cm
- Appliance dimensions, circulation (without shaft): 35.0 × 90.0 × 42.2 cm



Oblique hood

5DL 68753

EG 1858

Optional
also with
black shaft

Output, consumption

- Voltage: 220–240 V
- Total connected load: 225.4 W
- Energy efficiency class: A*
- Average power consumption: 50 kWh/year*
- Fan efficiency class: A*
- Light efficiency class: A*
- Grease filter efficiency class: C*
- Noise min./max. Normal level: 49/60 dB*
- Fan output max. Normal level/Intensive level*:
- In extraction mode max. 560 m³/h/677 m³/h
- In circulation mode max. 394 m³/h/445 m³/h

Design, comfort

- Stainless steel and black glass
- With gas pressure damper
- For wall installation above cooking zones
- Multi Control
- Touch Control
- Optional extraction or circulation mode (carbon filter required for circulation mode)
- Electronic control
- 4-level fan power (3 power levels + 1 intensive level) controllable through Multi Control
- Intensive levels with automatic reset
- Powerful and quiet blower
- Uniform, bright lighting with 2 × 2.7 W LED modules
- Optional extendible Multi Control function:
- LED light with adjustable brightness and colour temperature
- Illuminance: 152 lux
- Colour temperature: 4,000 K preset

Accessories

- Metal grease filter, dishwasher-safe
- Incl. exhaust air shaft

Special accessories: see page 102–107

Special accessories for extended Multi Control function (see page 51)

- BLZ 501 Receiver
- BLZ 502 Remote control

Dimensions H × W × D

- Appliance dimensions, extraction (shaft): 67.0–91.0 × 80.0 × 42.2 cm
- Appliance dimensions, circulation (without shaft): 35.0 × 80.0 × 42.2 cm



Oblique hood

5DL 66753

EG 1859

Optional
also with
black shaft

Output, consumption

- Voltage: 220–240 V
- Total connected load: 225.4 W
- Energy efficiency class: A*
- Average power consumption: 50 kWh/year*
- Fan efficiency class: A*
- Light efficiency class: A*
- Grease filter efficiency class: C*
- Noise min./max. Normal level: 49/60 dB*
- Fan output max. Normal level/Intensive level*:
- In extraction mode max. 560 m³/h/677 m³/h
- In circulation mode max. 394 m³/h/445 m³/h

Design, comfort

- Stainless steel and black glass
- With gas pressure damper
- For wall installation above cooking zones
- Multi Control
- Touch Control
- Optional extraction or circulation mode (carbon filter required for circulation mode)
- Electronic control
- 4-level fan power (3 power levels + 1 intensive level) controllable through Multi Control
- Intensive levels with automatic reset
- Powerful and quiet blower
- Uniform, bright lighting with 2 × 2.7 W LED modules
- Optional extendible Multi Control function:
- LED light with adjustable brightness and colour temperature
- Illuminance: 152 lux
- Colour temperature: 4,000 K preset

Accessories

- Metal grease filter, dishwasher-safe
- Incl. exhaust air shaft

Special accessories: see page 102–107

Special accessories for extended Multi Control function (see page 51)

- BLZ 501 Receiver
- BLZ 502 Remote control

Dimensions H × W × D

- Appliance dimensions, extraction (shaft): 67.0–91.0 × 60.0 × 42.2 cm
- Appliance dimensions, circulation (without shaft): 35.0 × 60.0 × 42.2 cm



Oblique hood

5DL 69251

EG 1896



Output, consumption

- Voltage: 220–240 V
- Total connected load: 179 W
- Energy efficiency class: C*
- Average power consumption: 76.1 kWh/year*
- Fan efficiency class: C*
- Light efficiency class: A*
- Grease filter efficiency class: B*
- Noise min./max. Normal level: 48/68 dB*
- Fan output max. Normal level:
- In extraction mode max. 587 m³/h
- In circulation mode max. 410 m³/h

Design, comfort

- Stainless steel and glass
- For wall installation above cooking zones
- Optional extraction or circulation mode (carbon filter required for circulation mode)
- Electronic control
- 4-level fan power controllable via soft push buttons
- Powerful and quiet blower
- Uniform, bright lighting with 2 × 2.1 W LED lamps
- Illuminance: 140 lux
- Colour temperature: 4,000 K

Accessories

- Metal grease filter, dishwasher-safe
- Incl. exhaust air shaft

Special accessories: see page 102–107

Dimensions H × W × D


- Appliance dimensions, extraction: 90.0–133.0 × 90.0 × 44.3 cm
- Appliance dimensions, circulation: 97.0–139.0 × 90.0 × 44.3 cm



Oblique hood

5DL 66251

EG 1866



Output, consumption

- Voltage: 220–240 V
- Total connected load: 179 W
- Energy efficiency class: C*
- Average power consumption: 76.1 kWh/year*
- Fan efficiency class: C*
- Light efficiency class: A*
- Grease filter efficiency class: B*
- Noise min./max. Normal level: 48/68 dB*
- Fan output max. Normal level:
- In extraction mode max. 587 m³/h
- In circulation mode max. 410 m³/h

Design, comfort

- Stainless steel and glass
- For wall installation above cooking zones
- Optional extraction or circulation mode (carbon filter required for circulation mode)
- Electronic control
- 4-level fan power controllable via soft push buttons
- Powerful and quiet blower
- Uniform, bright lighting with 2 × 2.1 W LED lamps
- Illuminance: 140 lux
- Colour temperature: 4,000 K

Accessories

- Metal grease filter, dishwasher-safe
- Incl. exhaust air shaft

Special accessories: see page 102–107

Dimensions H × W × D

- Appliance dimensions, extraction: 90.0–133.0 × 60.0 × 44.3 cm
- Appliance dimensions, circulation: 97.0–139.0 × 60.0 × 44.3 cm

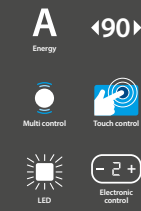

In a range from:
A+++ to D

* According to EU Regulation no. 65/2014/fan power according to EN 61591

Vertical hood

5DX 89770

EG 1898



Output, consumption

- Voltage: 220 – 240 V
- Total connected load: 130.4 W
- Energy efficiency class: A*
- Average power consumption: 40.4 kWh / year*
- Fan efficiency class: A*
- Light efficiency class: A*
- Grease filter efficiency class: D*
- Noise min./max. Normal level: 52 / 67 dB*
- Fan output max. Normal level / Intensive level*:
- In extraction mode max. 400 m³ / h / 570 m³ / h
- In circulation mode max. 120 m³ / h / 145 m³ / h

Design, comfort

- Black painted stainless steel and black glass
- For wall installation above cooking zones
- Multi Control
- Touch Control
- Optional extraction or circulation mode (carbon filter required for circulation mode)
- Electronic control
- 4-level fan power (3 power levels + 1 intensive level) controllable through Multi Control
- Intensive levels with automatic reset
- Filter saturation display
- Powerful and quiet blower
- Uniform, bright lighting with 2 × 2.7 W LED modules
- Illuminance: 154 lux
- Optional extendible Multi Control function:
- LED light with adjustable brightness and colour temperature
- Colour temperature: 4,000 K preset

Accessories

- Metal grease filter, dishwasher-safe
- Incl. exhaust air shaft

Special accessories: see page 102 – 107

Special accessories for extended Multi Control function (see page 51)

- BLZ 501 Receiver
- BLZ 502 Remote control

Dimensions H × W × D

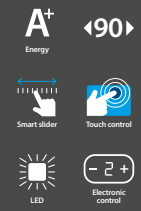

- Appliance dimensions, extraction: 73.0 – 105.0 × 90.0 × 23.2 cm
- Appliance dimensions, circulation: 85.5.0 – 105.0 × 90.0 × 23.2 cm



Wall hood

5DS 69760

EG 1856



Output, consumption

- Voltage: 220 – 240 V
- Total connected load: 274 W
- Energy efficiency class: A+*
- Average power consumption: 43 kWh / year*
- Fan efficiency class: A*
- Light efficiency class: A*
- Grease filter efficiency class: B*
- Noise min./max. Normal level: 52 / 66 dB*
- Fan output max. Normal level / Intensive level*:
- In extraction mode max. 580 m³ / h / 700 m³ / h
- In circulation mode max. 450 m³ / h / 500 m³ / h

Design, comfort

- Stainless steel and black glass screen
- For wall installation above cooking zones
- Smart Slider
- Touch Control
- Optional extraction or circulation mode (an activated carbon filter required for circulation mode)
- Electronic control
- 4-level fan power (3 power levels + 1 intensive level) controllable via Smart Slider with LED display
- Intensive levels with automatic reset
- Powerful and quiet blower
- Uniform, bright lighting with 2 × 2 W LED lamps
- Illuminance: 180 lux
- Colour temperature: 4,000 K

Accessories

- Metal grease filter, dishwasher-safe
- Incl. exhaust air shaft

Special accessories: see page 102 – 107

Dimensions H × W × D

- Appliance dimensions, extraction: 79.0 – 106.0 × 90.0 × 45.0 cm
- Appliance dimensions, circulation: 79.0 – 106.0 × 90.0 × 45.0 cm




In a range from: A+++ to D

* According to EU Regulation no. 65 / 2014 / fan power according to EN 61591

Wall hood

5DB 69254

EG 1857

**Output, consumption**

- Voltage: 220 – 240 V
- Total connected load: 225.4 W
- Energy efficiency class: A*
- Average power consumption: 44 kWh/year*
- Fan efficiency class: A*
- Light efficiency class: A*
- Grease filter efficiency class: C*
- Noise min./max. Normal level: 48/62 dB*
- Fan output max. Normal level/Intensive level*:
- In extraction mode 560 m³/h / 632 m³/h
- In circulation mode 394 m³/h / 445 m³/h

Design, comfort

- Stainless steel
- For wall installation above cooking zones
- Multi Control
- Optional extraction or circulation mode (carbon filter required for circulation mode)
- Electronic control
- 4-level fan power (3 power levels + 1 intensive level) controllable through Multi Control
- Intensive levels with automatic reset
- Powerful and quiet blower
- Uniform, bright lighting with 2 × 2.7 W LED modules
- Optional extendible Multi Control function: LED light with adjustable brightness and colour temperature
- Colour temperature: 4,000 K preset

Accessories

- Metal grease filter, dishwasher-safe
- Incl. exhaust air shaft

Special accessories: see page 102 – 107

Special accessories for extended Multi Control function (see page 51)

- BLZ 501 Receiver
- BLZ 502 Remote control

Dimensions H × W × D

- Appliance dimensions, extraction: 64.0 – 106.0 × 90.0 × 48.0 cm
- Appliance dimensions, circulation: 71.0 – 113.0 × 90.0 × 48.0 cm



Wall hood

5DB 66254

EG 1846

**Output, consumption**

- Voltage: 220 – 240 V
- Total connected load: 225.4 W
- Energy efficiency class: A*
- Average power consumption: 44 kWh/year*
- Fan efficiency class: A*
- Light efficiency class: A*
- Grease filter efficiency class: C*
- Noise min./max. Normal level: 48/62 dB*
- Fan output max. Normal level/Intensive level*:
- In extraction mode 560 m³/h / 632 m³/h
- In circulation mode 394 m³/h / 445 m³/h

Design, comfort

- Stainless steel
- For wall installation above cooking zones
- Multi Control
- Optional extraction or circulation mode (carbon filter required for circulation mode)
- Electronic control
- 4-level fan power (3 power levels + 1 intensive level) controllable through Multi Control
- Intensive levels with automatic reset
- Powerful and quiet blower
- Uniform, bright lighting with 2 × 2.7 W LED modules
- Optional extendible Multi Control function: LED light with adjustable brightness and colour temperature
- Colour temperature: 4,000 K preset

Accessories

- Metal grease filter, dishwasher-safe
- Incl. exhaust air shaft

Special accessories: see page 102 – 107

Special accessories for extended Multi Control function (see page 51)

- BLZ 501 Receiver
- BLZ 502 Remote control

Dimensions H × W × D

- Appliance dimensions, extraction: 64.0 – 106.0 × 60.0 × 48.0 cm
- Appliance dimensions, circulation: 71.0 – 113.0 × 60.0 × 48.0 cm



Wall hood

5DB 69752

EG 1882

**Output, consumption**

- Voltage: 220 – 240 V
- Total connected load: 123 W
- Energy efficiency class: D*
- Average power consumption: 64.8 kWh/year*
- Fan efficiency class: E*
- Light efficiency class: D*
- Grease filter efficiency class: C*
- Noise min./max. Normal level: 54/68 dB*
- Fan output max. Normal level:
- In extraction mode 435 m³/h
- In circulation mode 270 m³/h

Design, comfort

- Stainless steel
- For wall installation above cooking zones
- Optional extraction or circulation mode (carbon filter required for circulation mode)
- Mechanical 3-level control
- Intensive levels with automatic reset
- Uniform, bright lighting with 2 × 4 W LED lamps
- Illuminance: 100 lux
- Colour temperature: 4,000 K

Accessories

- Metal grease filter, dishwasher-safe
- Incl. exhaust air shaft

Special accessories: see page 102 – 107

Dimensions H × W × D

- Appliance dimensions, extraction: 66.7 – 94.0 × 90.0 × 45.0 cm
- Appliance dimensions, circulation: 79.0 – 106.0 × 90.0 × 45.0 cm



Wall hood

5DB 66752

EG 1883

**Output, consumption**

- Voltage: 220 – 240 V
- Total connected load: 123 W
- Energy efficiency class: D*
- Average power consumption: 64.8 kWh/year*
- Fan efficiency class: E*
- Light efficiency class: D*
- Grease filter efficiency class: C*
- Noise min./max. Normal level: 54/68 dB*
- Fan output max. Normal level:
- In extraction mode 435 m³/h
- In circulation mode 270 m³/h

Design, comfort

- Stainless steel
- For wall installation above cooking zones
- Optional extraction or circulation mode (carbon filter required for circulation mode)
- Mechanical 3-level control
- Intensive levels with automatic reset
- Uniform, bright lighting with 2 × 4 W LED lamps
- Illuminance: 100 lux
- Colour temperature: 4,000 K

Accessories

- Metal grease filter, dishwasher-safe
- Incl. exhaust air shaft

Special accessories: see page 102 – 107

Dimensions H × W × D

- Appliance dimensions, extraction: 66.7 – 94.0 × 60.0 × 45.0 cm
- Appliance dimensions, circulation: 79.0 – 106.0 × 60.0 × 45.0 cm




In a range from: A+++ to D

* According to EU Regulation no. 65 / 2014 / fan power according to EN 61591

Wall hood

5DW 69750

EG 1832

**Output, consumption**

- Voltage: 220–240 V
- Total connected load: 135 W
- Energy efficiency class: D*
- Average power consumption: 72.5 kWh/year*
- Fan efficiency class: E*
- Light efficiency class: A*
- Grease filter efficiency class: C*
- Noise min./max. Normal level: 53/64 dB*
- Fan output max. Normal level:
 - In extraction mode max. 380 m³/h
 - In circulation mode max. 235 m³/h

Design, comfort

- Stainless steel
- For wall installation above cooking zones
- Optional extraction or circulation mode (carbon filter required for circulation mode)
- 3-level fan power controllable via push buttons
- Uniform, bright lighting with 2 × 5 W LED lamps
- Illuminance: 900 lux
- Colour temperature: 3,000 K

Accessories

- Metal grease filter, dishwasher-safe
- Incl. exhaust air shaft

Special accessories: see page 102–107

Dimensions H × W × D

- Appliance dimensions, extraction: 66.0–101.5, × 90.0 × 47.0 cm
- Appliance dimensions, circulation: 79.0–101.5, × 90.0 × 47.0 cm



Wall hood

5DW 66750

EG 1822

**Output, consumption**

- Voltage: 220–240 V
- Total connected load: 135 W
- Energy efficiency class: D*
- Average power consumption: 72.5 kWh/year*
- Fan efficiency class: E*
- Light efficiency class: A*
- Grease filter efficiency class: C*
- Noise min./max. Normal level: 53/64 dB*
- Fan output max. Normal level:
 - In extraction mode max. 380 m³/h
 - In circulation mode max. 235 m³/h

Design, comfort

- Stainless steel
- For wall installation above cooking zones
- Optional extraction or circulation mode (carbon filter required for circulation mode)
- 3-level fan power controllable via push buttons
- Uniform, bright lighting with 2 × 5 W LED lamps
- Illuminance: 900 lux
- Colour temperature: 3,000 K

Accessories

- Metal grease filter, dishwasher-safe
- Incl. exhaust air shaft

Special accessories: see page 102–107

Dimensions H × W × D

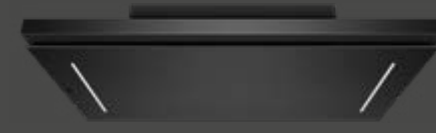
- Appliance dimensions, extraction: 66.0–101.5 × 60.0 × 47.0 cm
- Appliance dimensions, circulation: 79.0–101.5 × 60.0 × 47.0 cm



Ceiling fan

5DD 72556 New

EG 1847

**Output, consumption**

- Voltage: 220–240 V
- Total connected load: 98 W
- Noise min./max. Normal level: 55/68 dB*
- Fan output max. Normal level/Intensive level*:
 - In circulation mode 480 m³/h/550 m³/h

Design, comfort

- Black painted stainless steel and black glass
- For ceiling installation above kitchen islands
- Multi Control
- Circulation mode (carbon filter is required for circulation mode)
- Electronic control
- 4-level fan power (3 power levels + 1 intensive level) controllable through Multi Control
- Intensive levels with automatic reset
- Powerful and quiet blower
- Uniform, bright lighting with 2 × 4 W LED modules
- Optional extendible Multi Control function: LED light with adjustable brightness and colour temperature
- Colour temperature: 4,000 K preset

Accessories

- Metal grease filter, dishwasher-safe
- Remote control

Special accessories: see page 102–107

Special accessories for extended Multi Control function (see page 51)

- BLZ 501 Receiver
- BLZ 502 Remote control

Dimensions H × W × D

- Appliance dimensions: 16.1 × 90.0 × 55.0 cm



Ceiling fan

5DD 72555

EG 1881



Low installation depth

**Output, consumption**

- Voltage: 220–240 V
- Total connected load: 150.4 W
- Energy efficiency class: A+*
- Average power consumption: 38.3 kWh/year*
- Fan efficiency class: A*
- Light efficiency class: B*
- Grease filter efficiency class: E*
- Noise min./max. Normal level: 40/65 dB*
- Fan output max. Normal level/Intensive level*:
 - In extraction mode 490 m³/h/700 m³/h
 - In circulation mode 300 m³/h/400 m³/h

Design, comfort

- Stainless steel
- For ceiling installation above kitchen islands
- Multi Control
- Optional extraction or circulation mode (carbon filter required for circulation mode)
- Electronic control
- 4-level fan power (3 power levels + 1 intensive level) controllable through Multi Control
- Intensive levels with automatic reset
- Filter saturation display
- Powerful and quiet blower
- Uniform, bright lighting with 2 × 2.7 W LED modules
- Optional extendible Multi Control function: LED light with adjustable brightness and colour temperature
- Illuminance: 111 lux
- Colour temperature: 4,000 K preset

Accessories

- Metal grease filter, dishwasher-safe
- Remote control

Special accessories: see page 102–107

Special accessories for extended Multi Control function (see page 51)

- BLZ 501 Receiver
- BLZ 502 Remote control

Dimensions H × W × D

- Appliance dimensions: max. 19.2 × 90.0 × 49.9 cm



In a range from: A+++ to D

* According to EU Regulation no. 65/2014/fan power according to EN 61591

Flat hood

5DA 39452 New

EG 1825



Output, consumption

- Voltage: 220 – 240 V
- Total connected load: 76 W
- Energy efficiency class: A*
- Average power consumption: 48.3 kWh/year*
- Fan efficiency class: B*
- Light efficiency class: A*
- Grease filter efficiency class: C*
- Noise min./max. Normal level: 50/63 dB*
- Fan output max. Normal level/Intensive level*:
- In extraction mode 266/412 m³/h
- In circulation mode 166/353 m³/h

Design, comfort

- Optional extraction or circulation mode (starter set required for circulation mode)
- For wall-mounted cabinet 90 cm
- Energy-saving operation thanks to efficient BLDC technology
- High, fine-tunable fan power through electronic control
- 4-level fan power (3 power levels + 1 intensive level), controllable via short-stroke keys
- Intensive levels with automatic reset
- Powerful and quiet blower / Eco Engine
- Uniform, bright lighting with 3 × 1.5 W LED lamps
- Illuminance: 355 lux
- Colour temperature: 3,500 K

Accessories

- Metal grease filter, dishwasher-safe

Special accessories: see page 102 – 107

Dimensions H × W × D

- Appliance dimensions, extraction: 20.3 × 89.8 × 29.0 cm
- Appliance dimensions, circulation: 20.3 × 89.8 × 29.0 cm



Flat hood

5DA 36453 New

EG 1824



Output, consumption

- Voltage: 220 – 240 V
- Total connected load: 74 W
- Energy efficiency class: A*
- Average power consumption: 48.3 kWh/year*
- Fan efficiency class: B*
- Light efficiency class: A*
- Grease filter efficiency class: C*
- Noise min./max. Normal level: 49/62 dB*
- Fan output max. Normal level/Intensive level*:
- In extraction mode 271/405 m³/h
- In circulation mode 174/360 m³/h

Design, comfort

- Optional extraction or circulation mode (starter set required for circulation mode)
- For wall-mounted cabinet 60 cm
- Energy-saving operation thanks to efficient BLDC technology
- High, fine-tunable fan power through electronic control
- 4-level fan power (3 power levels + 1 intensive level), controllable via short-stroke keys
- Intensive levels with automatic reset
- Powerful and quiet blower / Eco Engine
- Uniform, bright lighting with 2 × 1.5 W LED lamps
- Illuminance: 355 lux
- Colour temperature: 3,500 K

Accessories

- Metal grease filter, dishwasher-safe

Special accessories: see page 102 – 107

Dimensions H × W × D

- Appliance dimensions, extraction: 20.3 × 59.8 × 29.0 cm
- Appliance dimensions, circulation: 20.3 × 59.8 × 29.0 cm



Flat hood

5DA 36258

EG 1804



Output, consumption

- Voltage: 220 – 240 V
- Total connected load: 118 W
- Energy efficiency class: B*
- Average power consumption: 38.6 kWh/year*
- Fan efficiency class: C*
- Light efficiency class: D*
- Grease filter efficiency class: B*
- Noise min./max. Normal level: 54/67 dB*
- Fan power*:
- In extraction mode max. 340 m³/h
- In circulation mode max. 140 m³/h

Design, comfort

- Optional extraction or circulation mode (an activated carbon filter required for circulation mode)
- For wall-mounted cabinet 60 cm
- Telescopic extension without panel
- Panel from original light strip from kitchen furniture manufacturer
- 3-level fan power controllable via slide switch
- Automatic switch-on and switch-off by pressing the moving filter surface
- Uniform, bright lighting with 2 × 4 W LED lamps
- Illuminance: 130 lux
- Colour temperature: 3,000 K

Accessories

- Metal grease filter, dishwasher-safe

Special accessories: see page 102 – 107

Dimensions H × W × D

- Appliance dimensions: 17.5 × 59.8 × 26.0 cm
- Installation dimensions: 13.5 × 49.7 × 22.7 cm



Fan module

5DA 45450

EG 1864



Output, consumption

- Voltage: 220 – 240 V
- Total connected load: 254 W
- Energy efficiency class: B*
- Average power consumption: 96.1 kWh/year*
- Fan efficiency class: A*
- Light efficiency class: A*
- Grease filter efficiency class: C*
- Noise min./max. Normal level: 57/71 dB*
- Fan output max. Normal level/Intensive level*:
- In extraction mode 600 m³/h/680 m³/h
- In circulation mode 290 m³/h/340 m³/h

Design, comfort

- Fan module with white glass
- Optional extraction or circulation mode (carbon filter required for circulation mode)
- Soft push buttons (3 power levels + 1 intensive level)
- Intensive levels with automatic reset
- High, fine-tunable fan power through electronic control
- Edge suction
- Uniform, bright lighting with 2 × 1 W LED lamps
- Illuminance: 200 lux
- Colour temperature: 3,000 K

Accessories

- Metal grease filter, dishwasher-safe

Special accessories: see page 102 – 107

Dimensions H × W × D

- Appliance dimensions, extraction: 33 × 52.0 × 30 cm
- Appliance dimensions, circulation: 33 × 52.0 × 30 cm

In a range from:
A+++ to D

* According to EU Regulation no. 65 / 2014 / fan power according to EN 61591



DISHWASHER

First the pleasure, then the work? Blaupunkt dishwashers take over the work for you, so you can keep having fun when the feast is over. Different installation heights and a wide, variable storage space: the Blaupunkt range has the right helper for every space need.



Hygiene plus

Hygiene Plus

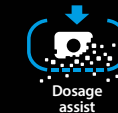
An especially high short-term temperature level of 70°C for the antibacterial cleaning of dishes with especially high hygienic requirements (e.g. baby bottles) and households with allergy sufferers.



Info light

Info Light

The dot on the floor lights up as a visual programme indicator of when the dishwasher is in operation.



Dosage assist

Dosing Assistant

Thanks to the dosing assistant, the detergent tab falls directly into a small collection tray. A targeted jet of water dissolves the tab in a quick, controlled way. The detergent is distributed uniformly throughout the machine.



Aquastop

Aquastop

A lifelong warranty against water damage. The Aquastop safety system prevents all kinds of water damage – whether on the supply hose or due to a leak in the machine.



Vario hinge

Vario hinges

Vario hinges eliminate gaps between the various elements of a kitchen. The integrated furniture front moves when it is opened. This prevents the gaps between the fronts of these elements from becoming too large.

Built-in dishwasher, fully integrated

5VH 6X00EBE

EG 1684

**Output, consumption**

- Energy efficiency class: D¹⁾
- Noise efficiency class: B
- Capacity: 13 standard place settings
- Energy²⁾ / water³⁾: 84 kWh / 9.5 l
- Noise: 44 dB (A) re 1 pW
- Connection loads: 220–240 V / 2.4 kW

Features

- 6 programmes: Intensive 70 °C, Auto 45 °C–65 °C, Eco 50 °C, Glass 40 °C, 1 h 65 °C, Pre-rinse
- Machine cleaning programme
- 5 cleaning temperatures
- Hygiene Plus
- Vario Speed Plus
- Regeneration electronics / Immersion heater with integrated pump system (BLDC)
- Dosing assistant
- Aqua sensor / load sensor
- Automatic cleaning / glass protection technology
- Alternating rinse technology
- Heat exchanger
- Eco drying
- Acoustic program finish signal
- Aquastop with warranty
- Info Light
- Vario hinges

Design, comfort

- Fully integrable behind kitchen cabinet door
- Control panel on top of inside door
- Electrical time pre-selection: 1–24 hours / remaining time display
- Electrical refill display for salt / rinse agent
- Digital display
- Programme status display (LED)
- Self-cleaning screen with triple shaft filter system
- Cup racks in upper basket (2 ×)
- XXL dish baskets
- Variable cutlery basket in lower basket
- Rack stopper to prevent the lower basket from rolling over
- Height-adjustable upper basket with Rackmatic (3-level)
- Folding spine rows in lower basket (2 ×)
- Stainless steel interior

Special accessories: see page 108**Dimensions H × W × D**

- Appliance dimensions: 86.5 × 59.8 × 55.0 cm
- Recess dimensions: 86.5–92.5 × 60.0 × 55.0 cm

¹⁾ On an energy efficiency class scale from A to G

²⁾ Energy consumption in kWh / 100 operating cycles (in Eco programme)

³⁾ Water consumption in litres / operating cycle (in Eco programme)

* For more information on the 5-year warranty, see page 7.



Built-in dishwasher, fully integrated

5VF 6X00EBE

EG 1660

**Output, consumption**

- Energy efficiency class: D¹⁾
- Noise efficiency class: B
- Capacity: 13 standard place settings
- Energy²⁾ / water³⁾: 84 kWh / 9.5 l
- Noise: 44 dB (A) re 1 pW
- Connection loads: 220–240 V / 2.4 kW

Features

- 6 programmes: Intensive 70 °C, Auto 45 °C–65 °C, Eco 50 °C, Glass 40 °C, 1 h 65 °C, Pre-rinse
- Machine cleaning programme
- 5 cleaning temperatures
- Hygiene Plus
- Vario Speed Plus
- Regeneration electronics / Immersion heater with integrated pump system (BLDC)
- Dosing assistant
- Aqua sensor / load sensor
- Automatic cleaning / glass protection technology
- Alternating rinse technology
- Heat exchanger
- Eco drying
- Acoustic program finish signal
- Aquastop with warranty
- Info Light
- Vario hinges

Design, comfort

- Fully integrable behind kitchen cabinet door
- Control panel on top of inside door
- Electrical time pre-selection: 1–24 hours / remaining time display
- Electrical refill display for salt / rinse agent
- Digital display
- Programme status display (LED)
- Self-cleaning screen with triple shaft filter system
- Cup racks in upper basket (2 ×)
- XXL dish baskets
- Variable cutlery basket in lower basket
- Rack stopper to prevent the lower basket from rolling over
- Height-adjustable upper basket with Rackmatic (3-level)
- Folding spine rows in lower basket (2 ×)
- Stainless steel interior

Special accessories: see page 108**Dimensions H × W × D**

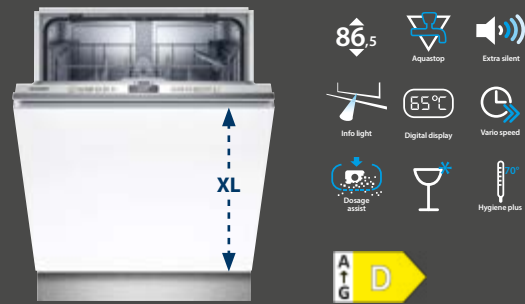
- Appliance dimensions: 81.5 × 59.8 × 55.0 cm
- Recess dimensions: 81.5–87.5 × 60.0 × 55.0 cm



Built-in dishwasher, fully integrated

5VH 5X03HTE New

EG 1676

**Output, consumption**

- Energy efficiency class: D¹⁾
- Noise efficiency class: C
- Capacity: 12 standard place settings
- Energy²⁾ / water³⁾: 82 kWh / 9.5 l
- Noise: 46 dB (A) re 1 pW
- Connection loads: 220–240 V / 2.4 kW

Features

- 5 programmes: Intensive 70 °C, Auto 65 °C, Eco 50 °C, 1 h 65 °C, Pre-rinse
- Machine cleaning programme
- Hygiene Plus
- Vario Speed Plus
- Eco Engine immersion heater with integrated pump system / regeneration electronics
- Dosing assistant
- Aqua sensor / load sensor
- Automatic cleaning / glass protection technology
- Regeneration electronics
- Alternating rinse technology
- Heat exchanger
- Acoustic program finish signal
- Aquastop with warranty
- Servo Schloss®
- Info Light

Design, comfort

- Fully integrable behind kitchen cabinet door
- Control panel on top of inside door
- Regeneration electronics / Immersion heater with integrated pump system (BLDC)
- Electrical time pre-selection: 1–24 hours / remaining time display
- Electrical refill display for salt / rinse agent
- Digital display
- Programme status display (LED)
- Self-cleaning screen with triple shaft filter system
- Cutlery basket in lower basket
- Cup racks in upper basket (2 ×)
- XXL dish baskets in silver
- Height-adjustable upper basket
- Folding spine rows in lower basket (2 ×)

Special accessories: see page 108**Dimensions H × W × D**

- Appliance dimensions: 86.5 × 59.8 × 55.0 cm
- Recess dimensions: 86.5–92.5 × 60.0 × 55.0 cm

¹⁾ On an energy efficiency class scale from A to G

²⁾ Energy consumption in kWh/100 operating cycles (in Eco programme)

³⁾ Water consumption in litres / operating cycle (in Eco programme)



Built-in dishwasher, fully integrated

5VF 5X03HTE New

EG 1663

**Output, consumption**

- Energy efficiency class: D¹⁾
- Noise efficiency class: C
- Capacity: 12 standard place settings
- Energy²⁾ / water³⁾: 82 kWh / 9.5 l
- Noise: 46 dB (A) re 1 pW
- Connection loads: 220–240 V / 2.4 kW

Features

- 5 programmes: Intensive 70 °C, Auto 65 °C, Eco 50 °C, 1 h 65 °C, Pre-rinse
- Machine cleaning programme
- Hygiene Plus
- Vario Speed Plus
- Eco Engine immersion heater with integrated pump system / regeneration electronics
- Dosing assistant
- Aqua sensor / load sensor
- Automatic cleaning / glass protection technology
- Regeneration electronics
- Alternating rinse technology
- Heat exchanger
- Acoustic program finish signal
- Aquastop with warranty
- Servo Schloss®
- Info Light

Design, comfort

- Fully integrable behind kitchen cabinet door
- Control panel on top of inside door
- Regeneration electronics / Immersion heater with integrated pump system (BLDC)
- Electrical time pre-selection: 1–24 hours / remaining time display
- Electrical refill display for salt / rinse agent
- Digital display
- Programme status display (LED)
- Self-cleaning screen with triple shaft filter system
- Cutlery basket in lower basket
- Cup racks in upper basket (2 ×)
- XXL dish baskets in silver
- Height-adjustable upper basket
- Folding spine rows in lower basket (2 ×)

Special accessories: see page 108**Dimensions H × W × D**

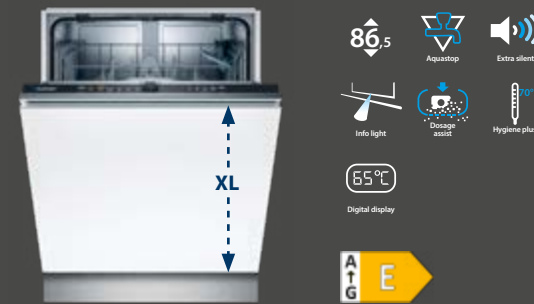
- Appliance dimensions: 81.5 × 59.8 × 55.0 cm
- Recess dimensions: 81.5–87.5 × 60.0 × 55.0 cm



Built-in dishwasher, fully integrated

5VH 5X01ITE New

EG 1675

**Output, consumption**

- Energy efficiency class: E¹⁾
- Noise efficiency class: C
- Capacity: 12 standard place settings
- Energy²⁾ / water³⁾: 92 kWh / 10.5 l
- Noise: 48 dB (A) re 1 pW
- Connection loads: 220–240 V / 2.4 kW

Features

- 5 programmes: Intensive 70 °C, Auto 45 °C – 65 °C, Eco 50 °C, 1 h 65 °C, Pre-rinse
- Half load
- Hygiene Plus
- Eco Engine immersion heater with integrated pump system / regeneration electronics
- Dosing assistant
- Aqua sensor / load sensor
- Automatic cleaning / glass protection technology
- Alternating rinse technology
- Acoustic program finish signal
- Aquastop with warranty
- Servo Schloss®
- Info Light

Design, comfort

- Fully integrable behind kitchen cabinet door
- Control panel on top of inside door
- Electrical time pre-selection: 1–24 hours / remaining time display
- Electrical refill display for salt / rinse agent
- Digital display
- Programme status display (LED)
- Self-cleaning screen with triple shaft filter system
- Cutlery basket in lower basket
- Cup racks in upper basket (2 ×)
- XXL dish baskets in silver
- Height-adjustable upper basket
- Folding spine rows in lower basket (2 ×)

Special accessories: see page 108**Dimensions H × W × D**

- Appliance dimensions: 86.5 × 59.8 × 55.0 cm
- Recess dimensions: 86.5–92.5 × 60.0 × 55.0 cm



Built-in dishwasher, fully integrated

5VF 5X01ITE New

EG 1662

**Output, consumption**

- Energy efficiency class: E¹⁾
- Noise efficiency class: C
- Capacity: 12 standard place settings
- Energy²⁾ / water³⁾: 92 kWh / 10.5 l
- Noise: 48 dB (A) re 1 pW
- Connection loads: 220–240 V / 2.4 kW

Features

- 5 programmes: Intensive 70 °C, Auto 45 °C – 65 °C, Eco 50 °C, 1 h 65 °C, Pre-rinse
- Half load
- Hygiene Plus
- Eco Engine immersion heater with integrated pump system / regeneration electronics
- Dosing assistant
- Aqua sensor / load sensor
- Automatic cleaning / glass protection technology
- Alternating rinse technology
- Acoustic program finish signal
- Aquastop with warranty
- Servo Schloss®
- Info Light

Design, comfort

- Fully integrable behind kitchen cabinet door
- Control panel on top of inside door
- Electrical time pre-selection: 1–24 hours / remaining time display
- Electrical refill display for salt / rinse agent
- Digital display
- Programme status display (LED)
- Self-cleaning screen with triple shaft filter system
- Cutlery basket in lower basket
- Cup racks in upper basket (2 ×)
- XXL dish baskets in silver
- Height-adjustable upper basket
- Folding spine rows in lower basket (2 ×)

Special accessories: see page 108**Dimensions H × W × D**


- Appliance dimensions: 81.5 × 59.8 × 55.0 cm
- Recess dimensions: 81.5–87.5 × 60.0 × 55.0 cm



Built-in dishwasher, fully integrated

5VF 5X00EWE New

EG 1661

**Output, consumption**

- Energy efficiency class: E¹⁾
- Noise efficiency class: C
- Capacity: 13 standard place settings
- Energy²⁾ / water³⁾: 94 kWh / 12l
- Noise: 46 dB (A) re 1 pW
- Connection loads: 220–240 V / 1.9 kW

Features

- 6 programmes: Intensive 65 °C, Mix 55 °C, Eco 50 °C, Quick 45 °C, Disinfect 65 °C, Soak
- Half load
- Active dry
- Immersion heater
- Automatic cleaning / glass protection technology
- Heat exchanger
- Acoustic program finish signal
- Aquastop
- Auto open door

Design, comfort

- Fully integrable behind kitchen cabinet door
- Control panel on top of inside door
- Electrical time pre-selection: 1–12 hours
- Electrical refill display for salt / rinse agent
- Digital display
- Programme status display (LED)
- Cup rack in upper basket
- Cutlery basket in lower basket
- Height-adjustable upper basket
- Stainless steel interior


Dimensions H × W × D

- Appliance dimensions: 82.0–90.0 × 59.8 × 55.5 cm
- Recess dimensions: 82.0–90.0 × 60.0 × 56.0 cm

Built-in dishwasher, fully integrated

5VT 8X00EWE New

EG 1693

**Output, consumption**

- Energy efficiency class: E¹⁾
- Noise efficiency class: C
- Capacity: 10 standard place settings
- Energy²⁾ / water³⁾: 76 kWh / 9l
- Noise: 47 dB (A) re 1 pW
- Connection loads: 220–240 V / 1.9 kW

Features

- 6 programmes: Intensive 65 °C, Auto 50 °C–60 °C, Eco 50 °C, Quick 45 °C, Glasses 45 °C, Soak
- Half load
- Immersion heater
- Automatic cleaning / glass protection technology
- Heat exchanger
- Acoustic program finish signal
- Aquastop

Design, comfort

- Fully integrable behind kitchen cabinet door
- Control panel on top of inside door
- Electrical time pre-selection: 1–12 hours
- Electrical refill display for salt / rinse agent
- Digital display
- Programme status display (LED)
- Cup rack in upper basket
- Cutlery basket in lower basket
- Height-adjustable upper basket
- Stainless steel interior

Dimensions H × W × D

- Appliance dimensions: 82.0–90.0 × 44.8 × 55.5 cm
- Recess dimensions: 82.0–90.0 × 45.0 × 56.0 cm

Built-in dishwasher, partially integrated

5VI 5S02HTE New

EG 1608

**Output, consumption**

- Energy efficiency class: D¹⁾
- Noise efficiency class: C
- Capacity: 12 standard place settings
- Energy²⁾ / water³⁾: 82 kWh / 9.5l
- Noise: 48 dB (A) re 1 pW
- Connection loads: 220–240 V / 2.4 kW

Features

- 5 programmes: Intensive 70 °C, Auto 45 °C–65 °C, Eco 50 °C, 1 h 65 °C, Pre-rinse
- Machine cleaning programme
- Hygiene Plus
- Vario Speed Plus
- Eco Engine immersion heater with integrated pump system / regeneration electronics
- Dosing assistant
- Aqua sensor / load sensor
- Automatic cleaning / glass protection technology
- Regeneration electronics
- Alternating rinse technology
- Heat exchanger
- Aquastop with guarantee
- Servo Schloss®

Design, comfort

- Integrable behind kitchen cabinet door
- Electrical time pre-selection: 1–24 hours / remaining time display
- Electrical refill display for salt / rinse agent
- Digital display
- Programme status display (LED)
- Self-cleaning screen with triple shaft filter system
- Cutlery basket in lower basket
- Cup racks in upper basket (2×)
- XXL dish baskets in silver
- Height-adjustable upper basket
- Folding spine rows in lower basket (2×)


Special accessories: see page 108**Dimensions H × W × D**

- Appliance dimensions: 81.5 × 59.8 × 57.3 cm
- Recess dimensions: 81.5–87.5 × 60.0 × 55.0 cm

Built-in dishwasher, partially integrated

5VI 5S00ITE New

EG 1601

**Output, consumption**

- Energy efficiency class: E¹⁾
- Noise efficiency class: C
- Capacity: 12 standard place settings
- Energy²⁾ / water³⁾: 92 kWh / 10.5l
- Noise: 50 dB (A) re 1 pW
- Connection loads: 220–240 V / 2.4 kW

Features

- 5 programmes: Intensive 70 °C, Auto 45 °C–65 °C, Eco 50 °C, 1 h 65 °C, Pre-rinse
- Machine cleaning programme
- Hygiene Plus
- Eco Engine immersion heater with integrated pump system / regeneration electronics
- Dosing assistant
- Aqua sensor / load sensor
- Automatic cleaning / glass protection technology
- Regeneration electronics
- Alternating rinse technology
- Heat exchanger
- Aquastop with guarantee
- Servo Schloss®

Design, comfort

- Integrable behind kitchen cabinet door
- Electrical time pre-selection: 1–24 hours / remaining time display
- Electrical refill display for salt / rinse agent
- Digital display
- Programme status display (LED)
- Self-cleaning screen with triple shaft filter system
- Cutlery basket in lower basket
- Cup racks in upper basket (2×)
- XXL dish baskets in silver
- Height-adjustable upper basket
- Folding spine rows in lower basket (2×)

Special accessories: see page 108**Dimensions H × W × D**

- Appliance dimensions: 81.5 × 59.8 × 57.3 cm
- Recess dimensions: 81.5–87.5 × 60.0 × 55.0 cm

¹⁾ On an energy efficiency class scale from A to G

²⁾ Energy consumption in kWh/100 operating cycles (in Eco programme)

³⁾ Water consumption in litres / operating cycle (in Eco programme)



REFRIGERATIONS

The various cooling zones in Blaupunkt refrigerations and freezers create the right temperature for all chilled items. Perfectly kept food retains its freshness for a long time, thanks to different temperature zones and electronic control.



No frost

NoFrost

The NoFrost system drains the humidity from the freezer and prevents the formation of ice on the inner walls and hoarfrost on the food.



Super freeze

Super Freezing

With the Super Freezing function, the item is cooled down to -30°C so that newly stored food does not interrupt the freezing process.



Big box

Big Box

Transparent freezer drawers offer an excellent overview. A highlight: the special Big Box. It is 29 cm high and offers an enormous amount of space, e.g. for a large goose, several pizzas or large freezer portions.



Extra fresh

Extra Fresh Professional

Both the temperature and humidity are crucial for keeping things fresh for longer. Food in the Extra Fresh Zone is stored at nearly 0°C and therefore stays fresh up to three times longer.



LED

LED light

The long-lasting LED lights are integrated flat in the side walls and illuminate the interior uniformly and perfectly.



Built-in refrigeration

5CL 280FF0

EG 1786

**Output, consumption**

- Energy efficiency class: F¹⁾
- Energy consumption: 144 kWh / year
- Energy consumption: 0.394 kWh / 24 h
- Total capacity: 319 l
- Noise: 37 dB (A) re 1 pW
- Climate class: SN-T
- Connection loads: 220–240 V / 90 W

Features, comfort

- Fully integrated installation
- Fully automatic defrost inside the fridge
- Electronic temperature control with LED reading
- Easy-to-clean, bright interior
- LED interior lighting in refrigeration compartment
- Refrigeration: Capacity 319 l
- Super cooling
- 7 shelves made of safety glass, 6 of which are height-adjustable
- 6 full-width door shelves
- Egg tray

Technical data and dimensions (H × W × D)

- Flat hinge
- Door hinged on right, changeable
- Appliance dimensions: 177.2 × 54.1 × 54.5 cm
- Recess dimensions: 177.5 × 56.0 × 55.0 cm

¹⁾ On an energy efficiency class scale from A to G

* For more information on the 5-year warranty, see page 7.



Built-in refrigeration / freezer combination

5CR 186FF0 New

EG 1776

**Output, consumption**

- Energy efficiency class: F¹⁾
- Energy consumption: 293 kWh / year
- Energy consumption: 0.802 kWh / 24 h
- Total capacity: 263 l
- Noise: 39 dB (A) re 1 pW
- Climate class: SN-ST
- Connection loads: 220–240 V / 90 W

Features, comfort

- Fully integrated installation
- Fully automatic defrost inside the fridge
- Easy-to-clean, bright interior
- LED interior lighting in refrigeration compartment
- Electronic temperature control with precise digital reading
- Super freezing with automatic deactivation

Refrigeration compartment

- Refrigeration: Capacity 184 l
- 4 shelves made of safety glass, 3 of which are height-adjustable
- Transparent Vario tray for fruit and vegetables, covered by a safety glass panel
- 3 full-width door shelves
- Egg tray

****** – Freezer compartment -18 °C and lower**

- NoFrost– never defrost again!
- 3 frozen produce drawers
- Capacity 76 l
- Freezing capacity: 4 kg in 24 hours
- Storage time in case of malfunction: 10 hours
- Super freezing
- Frozen produce calendar

Technical data and dimensions (H × W × D)


- Flat hinge
- Door hinged on right, changeable
- Appliance dimensions: 177.2 × 54.1 × 54.5 cm
- Recess dimensions: 177.5 × 56.0 × 55.0 cm



Built-in refrigeration / freezer combination

5CC 287FE0 New

EG 1777

**Output, consumption**

- Energy efficiency class: E¹⁾
- Energy consumption: 216 kWh / year³⁾
- Energy consumption: 0.591 kWh / 24 h³⁾
- Total capacity: 270 l
- Noise: 35 dB (A) re 1 pW
- Climate class: SN-ST
- Connection loads: 220–240 V / 90 W

Features, comfort

- Fully integrated installation
- Fully automatic defrost inside the fridge
- Easy-to-clean, bright interior
- LED interior lighting in refrigeration compartment
- Electronic temperature control with precise digital reading

Refrigeration compartment

- Refrigeration: Capacity 200 l
- 5 shelves made of safety glass, 4 of which are height-adjustable
- Transparent Vario tray for fruit and vegetables, covered by a safety glass panel
- 4 full-width door shelves
- Egg tray

****** – Freezer compartment -18 °C and lower**

- 2 frozen produce drawers
- Capacity 70 l
- Low Frost
- Vario Zone
- Fresh Sense
- Big Box
- Freezing capacity: 3.2 kg in 24 hours
- Storage time in case of malfunction: 12 hours
- Super freezing
- Frozen produce calendar

Technical data and dimensions (H × W × D)

- Flat hinge
- Door hinged on right, changeable
- Appliance dimensions: 177.2 × 54.1 × 54.8 cm
- Recess dimensions: 177.5 × 56.0 × 55.0 cm



Built-in refrigeration / freezer combination

5CC 187FF0

EG 1755

**Output, consumption**

- Energy efficiency class: F¹⁾
- Energy consumption: 270 kWh / year³⁾
- Energy consumption: 0.739 kWh / 24 h³⁾
- Total capacity: 270 l
- Noise: 35 dB (A) re 1 pW
- Climate class: SN-ST
- Connection loads: 220–240 V / 90 W

Features, comfort

- Fully integrated installation
- Fully automatic defrost inside the fridge
- Easy-to-clean, bright interior
- LED interior lighting in refrigeration compartment
- Electronic temperature control with precise digital reading

Refrigeration compartment

- Refrigeration: Capacity 200 l
- 5 shelves made of safety glass, 4 of which are height-adjustable
- Transparent Vario tray for fruit and vegetables, covered by a safety glass panel
- 4 full-width door shelves
- Egg tray

****** – Freezer compartment -18 °C and lower**

- 2 frozen produce drawers
- Capacity 70 l
- Low Frost
- Vario Zone
- Fresh Sense
- Big Box
- Freezing capacity: 3.2 kg in 24 hours
- Storage time in case of malfunction: 12 hours
- Super freezing
- Frozen produce calendar

Technical data and dimensions (H × W × D)

- Flat hinge
- Door hinged on right, changeable
- Appliance dimensions: 177.2 × 54.1 × 54.8 cm
- Recess dimensions: 177.5 × 56.0 × 55.0 cm



Built-in refrigeration / freezer combination

5CB 281FF0

EG 1787

**Output, consumption**

- Energy efficiency class: E¹⁾
- Energy consumption: 217 kWh / year³⁾
- Energy consumption: 0.594 kWh / 24 h³⁾
- Total capacity: 249 l
- Noise: 39 dB (A) re 1 pW
- Climate class: N-ST
- Connection loads: 220–240 V / 115 W

Features, comfort

- Fully integrated installation
- Fully automatic defrost inside the fridge
- Easy-to-clean, bright interior
- LED interior lighting in refrigeration compartment

Refrigeration compartment

- Refrigeration: Capacity 179 l
- 5 shelves made of safety glass, 4 of which are height-adjustable
- Transparent Vario tray for fruit and vegetables, covered by a safety glass panel
- 3 full-width door shelves
- Egg tray

****** – Freezer compartment -18 °C and lower**

- 3 frozen produce drawers
- Capacity 70 l
- Freezing capacity: 3.2 kg in 24 hours
- Storage time in case of malfunction: 10 hours
- Super freezing
- Frozen produce calendar

Technical data and dimensions (H × W × D)

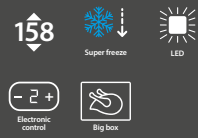
- Drag hinge
- Door hinged on right, changeable
- Appliance dimensions: 176.5 × 54.0 × 54.0 cm
- Recess dimensions: 177.2 – 177.6 × 56.0 × 55.0 cm



Built-in refrigeration / freezer combination

5CB 277SF0

EG 1763

**Output, consumption**

- Energy efficiency class: F¹⁾
- Energy consumption: 260 kWh / year
- Energy consumption: 0.712 kWh / 24 h
- Total capacity: 232 l
- Noise: 38 dB (A) re 1 pW
- Climate class: SN-T
- Connection loads: 220–240 V / 90 W

Features, comfort

- Fully integrated installation
- Fully automatic defrost inside the fridge
- Easy-to-clean, bright interior
- LED interior lighting in refrigeration compartment
- Electronic temperature control with precise digital reading

Refrigeration compartment

- Refrigeration: Capacity 169 l
- 4 shelves made of safety glass, 3 of which are height-adjustable
- Transparent vegetable box, with rippled base
- 4 full-width door shelves
- Egg tray

****** – Freezer compartment -18 °C and lower**

- 2 frozen produce drawers
- 63 l useful capacity
- Low Frost
- Vario Zone
- Big Box
- Fresh Sense
- Freezing capacity: 3.1 kg in 24 hours
- Storage time in case of malfunction: 13 hours
- Super freezing with automatic freeze
- Frozen produce calendar

Technical data and dimensions (H × W × D)

- Drag hinge
- Door hinged on right, changeable
- Appliance dimensions: 157.8 × 54.1 × 54.5 cm
- Recess dimensions: 158.0 × 56.0 × 55.0 cm




¹⁾ On an energy efficiency class scale from A to G

* For more information on the 5-year warranty, see page 7.

Built-in refrigeration / freezer combination

5CC 267FF0

EG 1762

**Output, consumption**

- Energy efficiency class: F¹⁾
- Energy consumption: 245 kWh / year²⁾
- Energy consumption: 0.671 kWh / 24 h³⁾
- Total capacity: 209 l
- Noise: 38 dB (A) re 1 pW
- Climate class: SN-T
- Connection loads: 220–240 V / 90 W

Features, comfort

- Fully integrated installation
- Fully automatic defrost inside the fridge
- Easy-to-clean, bright interior
- LED interior lighting in refrigeration compartment
- Electronic temperature control with precise digital reading

Refrigeration compartment

- Refrigeration: Capacity 157 l
- 4 shelves made of safety glass, 3 of which are height-adjustable
- Transparent Vario tray for fruit and vegetables, covered by a safety glass panel
- 3 full-width door shelves
- Egg tray

****** – Freezer compartment -18 °C and lower**

- 2 frozen produce drawers
- 52 l useful capacity
- Low Frost
- Vario Zone
- Fresh Sense
- Freezing capacity: 2.4 kg in 24 hours
- Storage time in case of malfunction: 11 hours
- Super freezing with automatic freeze
- Frozen produce calendar

Technical data and dimensions (H × W × D)

- Flat hinge
- Door hinged on right, changeable
- Appliance dimensions: 144.6 × 54.1 × 54.5 cm
- Recess dimensions: 145.0 × 56.0 × 55.0 cm



Built-in refrigeration Extra Fresh

5CF 350FF1

EG 1766

**Output, consumption**

- Energy efficiency class: F¹⁾
- Energy consumption: 219 kWh / year²⁾
- Energy consumption: 0.6 kWh / 24 h³⁾
- Total capacity: 204 l
- Noise: 38 dB (A) re 1 pW
- Climate class: SN-ST
- Connection loads: 220–240 V / 90 W

Features, comfort

- Fully integrated installation
- Convenient, simple fitting
- Fully automatic defrost inside the fridge
- Electronic temperature control with precise digital reading
- LED interior lighting in refrigeration compartment

Refrigeration compartment

- Refrigeration: Capacity 130 l
- Super cooling
- Extra Fresh zone close to 0 °C with 59 l useful capacity, of which 1 container 0 °C humidity controllable, on telescopic extension
- Extra Fresh drawer "dry zone" on telescopic extension
- 3 height-adjustable shelves made of safety glass
- 4 full-width door shelves
- Egg tray

****** – Freezer compartment -18 °C and lower**

- 1 freezer compartment with flap
- 15 l useful capacity
- Freezer compartment for pizzas
- Freezing capacity: 3 kg in 24 hours
- Storage time in case of malfunction: 10 hours
- Super freezing
- Frozen produce calendar

Technical data and dimensions (H × W × D)

- Flat hinge
- Door hinged on right, changeable
- Appliance dimensions: 139.7 × 55.8 × 54.5 cm
- Recess dimensions: 140.0 × 56.0 × 55.0 cm



Built-in refrigeration

5CH 240F0

EG 1761



Output, consumption

- Energy efficiency class: F¹⁾
- Energy consumption: 189 kWh / year
- Energy consumption: 0.518 kWh / 24 h
- Total capacity: 200 l
- Noise: 37 dB (A) re 1 pW
- Climate class: ST
- Connection loads: 220–240 V / 90 W

Features, comfort

- Fully integrated installation
- Fully automatic defrost inside the fridge
- Easy-to-clean, bright interior
- LED interior lighting in refrigeration compartment
- Electronic temperature control with precise digital reading

Refrigeration compartment

- Refrigeration: Capacity 183 l
- 5 shelves made of safety glass, 4 of which are height-adjustable
- Transparent Vario tray for fruit and vegetables, covered by a safety glass panel
- 4 full-width door shelves
- Egg tray

**** – Freezer compartment -18 °C and lower

- 1 freezer compartment with flap
- Capacity 17 l
- Freezing capacity: 3.5 kg in 24 hours
- Storage time in case of malfunction: 10 hours
- Frozen produce calendar

Technical data and dimensions (H × W × D)

- Flat hinge
- Door hinged on right, changeable
- Appliance dimensions: 122.1 × 54.1 × 54.2 cm
- Recess dimensions: 122.5 × 56.0 × 55.0 cm



Built-in refrigeration

5CL 240FF0

EG 1760



Output, consumption

- Energy efficiency class: F¹⁾
- Energy consumption: 129 kWh / year
- Energy consumption: 0.353 kWh / 24 h
- Total capacity: 221 l
- Noise: 37 dB (A) re 1 pW
- Climate class: SN-ST
- Connection loads: 220–240 V / 90 W

Features, comfort

- Fully integrated installation
- Fully automatic defrost inside the fridge
- Easy-to-clean, bright interior
- LED interior lighting
- 6 shelves made of safety glass, 5 of which are height-adjustable
- Transparent Vario tray for fruit and vegetables, covered by a safety glass panel
- 4 full-width door shelves
- Egg tray

Technical data and dimensions (H × W × D)

- Flat hinge
- Door hinged on right, changeable
- Appliance dimensions: 122.1 × 54.1 × 54.2 cm
- Recess dimensions: 122.5 × 56.0 × 55.0 cm



Built-in refrigeration

5CG 241FF0

EG 1753



Output, consumption

- Energy efficiency class: F¹⁾
- Energy consumption: 182 kWh / year
- Energy consumption: 0.498 kWh / 24 h
- Total capacity: 181 l
- Noise: 39 dB (A) re 1 pW
- Climate class: N-ST
- Connection loads: 220–240 V / 90 W

Features, comfort

- Fully integrated installation
- Fully automatic defrost inside the fridge
- Easy-to-clean, bright interior
- LED interior lighting in refrigeration compartment

Refrigeration compartment

- Refrigeration: Useful capacity 167 l
- 4 shelves made of safety glass, 3 of which are height-adjustable
- Transparent Vario tray for fruit and vegetables, covered by a safety glass panel
- 3 full-width door shelves
- Egg tray

*** – Freezer compartment -18 °C and lower

- 1 freezer compartment with flap
- Freezer compartment for pizzas
- Capacity 14 l
- Storage time in case of malfunction: 6.5 hours
- Frozen produce calendar

Technical data and dimensions (H × W × D)

- Drag hinge
- Door hinged on right, changeable
- Appliance dimensions: 121.0 × 54.0 × 54.0 cm
- Recess dimensions: 122.0-123.0 × 56.0 × 55.0 cm



Built-in refrigeration

5CK 241FF0

EG 1754



Output, consumption

- Energy efficiency class: F¹⁾
- Energy consumption: 126 kWh / year
- Energy consumption: 0.345 kWh / 24 h
- Total capacity: 199 l
- Noise: 39 dB (A) re 1 pW
- Climate class: SN-N-ST
- Connection loads: 220–240 V / 80 W

Features, comfort

- Fully integrated installation
- Fully automatic defrost inside the fridge
- Easy-to-clean, bright interior
- LED interior lighting in refrigeration compartment

Refrigeration compartment

- Refrigeration: Capacity 199 l
- 6 shelves made of safety glass, 5 of which are height-adjustable
- Transparent Vario tray for fruit and vegetables, covered by a safety glass panel
- 3 full-width door shelves
- Egg tray

Technical data and dimensions (H × W × D)

- Drag hinge
- Door hinged on right, changeable
- Appliance dimensions: 121.0 × 54.0 × 54.0 cm
- Recess dimensions: 122.0-123.0 × 56.0 × 55.0 cm



¹⁾ On an energy efficiency class scale from A to G

Built-in refrigeration

5CG 230FF0

EG 1733



102,5

A
T
G
F**Output, consumption**

- Energy efficiency class: F¹⁾
- Energy consumption: 185 kWh / year
- Energy consumption: 0.506 kWh / 24 h
- Total capacity: 159 l
- Noise: 37 dB (A) re 1 pW
- Climate class: ST
- Connection loads: 220 – 240 V / 90 W

Features, comfort

- Fully integrated installation
- Fully automatic defrost inside the fridge
- Easy-to-clean, bright interior
- LED interior lighting

Refrigeration compartment

- Refrigeration: Capacity 142 l
- 4 shelves made of safety glass, 3 of which are height-adjustable
- Transparent Vario tray for fruit and vegetables, covered by a safety glass panel
- 4 full-width door shelves
- Egg tray

****** – Freezer compartment -18 °C and lower**

- 1 freezer compartment with flap
- Capacity 17 l
- Freezing capacity: 3 kg in 24 hours
- Storage time in case of malfunction: 8 hours
- Frozen produce calendar

Technical data and dimensions (H x W x D)

- Flat hinge
- Door hinged on right, changeable
- Appliance dimensions: 102.1 x 54.1 x 54.2 cm
- Recess dimensions: 102.5 x 56.0 x 55.0 cm



Built-in refrigeration

5CK 230FF0

EG 1732



102,5

A
T
G
F**Output, consumption**

- Energy efficiency class: F¹⁾
- Energy consumption: 123 kWh / year
- Energy consumption: 0.336 kWh / 24 h
- Total capacity: 181 l
- Noise: 37 dB (A) re 1 pW
- Climate class: SN-ST
- Connection loads: 220 – 240 V / 90 W

Features, comfort

- Fully integrated installation
- Fully automatic defrost inside the fridge
- Easy-to-clean, bright interior
- LED interior lighting

Refrigeration compartment

- Refrigeration: Capacity 181 l
- 5 shelves made of safety glass, 4 of which are height-adjustable
- Transparent Vario tray for fruit and vegetables, covered by a safety glass panel
- 4 full-width door shelves
- Egg tray

Technical data and dimensions (H x W x D)

- Flat hinge
- Door hinged on right, changeable
- Appliance dimensions: 102.1 x 54.1 x 54.2 cm
- Recess dimensions: 102.5 x 56.0 x 55.0 cm



Built-in refrigeration

5CH 220FF0

EG 1737



88

A
T
G
F**Output, consumption**

- Energy efficiency class: F¹⁾
- Energy consumption: 185 kWh / year
- Energy consumption: 0.506 kWh / 24 h
- Total capacity: 129 l
- Noise: 37 dB (A) re 1 pW
- Climate class: ST
- Connection loads: 220 – 240 V / 90 W

Features, comfort

- Fully integrated installation
- Fully automatic defrost inside the fridge
- Easy-to-clean, bright interior
- LED interior lighting

Refrigeration compartment

- Refrigeration: Capacity 112 l
- 3 shelves made of safety glass, 2 of which are height-adjustable
- Transparent Vario tray for fruit and vegetables, covered by a safety glass panel
- 4 full-width door shelves
- Egg tray

****** – Freezer compartment -18 °C and lower**

- 1 freezer compartment with flap
- Capacity 17 l
- Freezing capacity: 3 kg in 24 hours
- Storage time in case of malfunction: 8 hours
- Frozen produce calendar

Technical data and dimensions (H x W x D)

- Flat hinge
- Door hinged on right, changeable
- Appliance dimensions: 87.4 x 54.1 x 54.2 cm
- Recess dimensions: 88.0 x 56.0 x 55.0 cm



Built-in refrigeration

5CL 220FF0

EG 1736



88

A
T
G
F**Output, consumption**

- Energy efficiency class: F¹⁾
- Energy consumption: 118 kWh / year
- Energy consumption: 0.323 kWh / 24 h
- Total capacity: 150 l
- Noise: 37 dB (A) re 1 pW
- Climate class: SN-ST
- Connection loads: 220 – 240 V / 90 W

Features, comfort

- Fully integrated installation
- Fully automatic defrost inside the fridge
- Easy-to-clean, bright interior
- LED interior lighting
- Transparent Vario tray for fruit and vegetables, covered by a safety glass panel
- 4 shelves made of safety glass, 3 of which are height-adjustable
- 4 full-width door shelves
- Egg tray

Technical data and dimensions (H x W x D)

- Flat hinge
- Door hinged on right, changeable
- Appliance dimensions: 87.4 x 54.1 x 54.2 cm
- Recess dimensions: 88.0 x 56.0 x 55.0 cm



¹⁾ On an energy efficiency class scale from A to G

Built-in refrigeration

5CG 221FF0

EG 1716



Output, consumption

- Energy efficiency class: F¹⁾
- Energy consumption: 178 kWh / year
- Energy consumption: 0.487 / 24 h
- Total capacity: 118 l
- Noise: 39 dB (A) re 1 pW
- Climate class: N-ST
- Connection loads: 220–240 V / 80 W

Features, comfort

- Fully integrated installation
- Fully automatic defrost inside the fridge
- Easy-to-clean, bright interior
- LED interior lighting in refrigeration compartment

Refrigeration compartment

- Refrigeration: Capacity 104 l
- 3 shelves made of safety glass, 2 of which are height-adjustable
- Transparent Vario tray for fruit and vegetables, covered by a safety glass panel
- 3 full-width door shelves
- Egg tray

*** – Freezer compartment -18 °C and lower

- 1 freezer compartment with flap
- 1 freezer compartment for pizzas
- Capacity 14 l
- Storage time in case of malfunction: 6.5 hours

Technical data and dimensions (H × W × D)

- Drag hinge
- Door hinged on right, changeable
- Appliance dimensions: 87.5 × 54.0 × 54.0 cm
- Recess dimensions: 87.6–88.6 × 56.0 × 55.0 cm



Built-in refrigeration

5CK 221FF0

EG 1717



Output, consumption

- Energy efficiency class: F¹⁾
- Energy consumption: 115 kWh / year
- Energy consumption: 0.315 / 24 h
- Total capacity: 129 l
- Noise: 39 dB (A) re 1 pW
- Climate class: N-ST
- Connection loads: 220–240 V / 80 W

Features, comfort

- Fully integrated installation
- Fully automatic defrost inside the fridge
- Easy-to-clean, bright interior
- LED interior lighting in refrigeration compartment

Refrigeration compartment

- Refrigeration: Capacity 129 l
- 4 shelves made of safety glass, 3 of which are height-adjustable
- Transparent Vario tray for fruit and vegetables, covered by a safety glass panel
- 3 full-width door shelves
- Egg tray

Technical data and dimensions (H × W × D)

- Drag hinge
- Door hinged on right, changeable
- Appliance dimensions: 87.5 × 54.0 × 54.0 cm
- Recess dimensions: 87.6–88.6 × 56.0 × 55.0 cm



Built-in freezer

5FG 220SE0

EG 1792



Output, consumption

- Energy efficiency class: E¹⁾
- Energy consumption: 178 kWh / year³⁾
- Energy consumption: 0.487 kWh / 24 h³⁾
- Total capacity: 102 l
- Noise: 38 dB (A) re 1 pW
- Climate class: SN-ST
- Connection loads: 220–240 V / 90 W

Features, comfort

- 4 frozen produce drawers
- Freezing capacity: 6.6 kg in 24 hours
- Storage time in case of malfunction: 10 hours
- Super freezing with automatic freeze
- Frozen produce calendar
- Can be combined into a refrigeration / freezer combination with an integrated refrigeration unit

Technical data and dimensions (H × W × D)

- Drag hinge
- Door hinged on right, changeable
- Appliance dimensions: 87.4 × 54.1 × 54.2 cm
- Recess dimensions: 88.0 × 56.0 × 55.0 cm



Undercounter refrigeration

5CP 210FF0

EG 1703



Output, consumption

- Energy efficiency class: F¹⁾
- Energy consumption: 180 kWh / year
- Energy consumption: 0.493 kWh / 24 h
- Total capacity: 123 l
- Noise: 38 dB (A) re 1 pW
- Climate class: SN-ST
- Connection loads: 220–240 V / 90 W

Features, comfort

- Suitable for undercounter installation
- Fully automatic defrost inside the fridge
- Easy-to-clean, bright interior
- LED interior lighting
- Electronic temperature control
- Ventilation in the base area, no section in the worktop

Refrigeration compartment

- Refrigeration: Capacity 108 l
- 2 shelves made of safety glass, 1 of which are height-adjustable
- Transparent Vario tray for fruit and vegetables, covered by a safety glass panel
- 1 large door shelf, 2 small door shelves
- Bottle holder in extra deep door shelf

**** – Freezer compartment -18 °C and lower

- 1 freezer compartment with flap
- Capacity 15 l
- Freezing capacity: 3.4 kg in 24 hours
- Storage time in case of malfunction: 8 hours

Technical data and dimensions (H × W × D)

- Flat hinge
- Height-adjustable front feet
- Door hinged on right, changeable
- Appliance dimensions: 82.0 × 59.8 × 54.8 cm
- Recess dimensions: 82.0 × 60.0 × 55.0 cm



Undercounter refrigeration

5CN 210FF0

EG 1702



Output, consumption

- Energy efficiency class: F¹⁾
- Energy consumption: 114 kWh / year³⁾
- Energy consumption: 0.312 kWh / 24 h³⁾
- Total capacity: 137 l
- Noise: 38 dB (A) re 1 pW
- Climate class: SN-ST
- Connection loads: 220–240 V / 90 W

Features, comfort

- Suitable for undercounter installation
- Fully automatic defrost inside the fridge
- Easy-to-clean, bright interior
- LED interior lighting
- Transparent Vario tray for fruit and vegetables, covered by a safety glass panel
- Electronic temperature control
- Ventilation in the base area, no section in the worktop
- 3 shelves made of safety glass, 2 of which are height-adjustable
- 1 large door shelf, 2 small door shelves
- Bottle holder in extra deep door shelf
- Egg tray

Technical data and dimensions (H × W × D)

- Flat hinge
- Height-adjustable front feet
- Door hinged on right, changeable
- Appliance dimensions: 82.0 × 59.8 × 54.8 cm
- Recess dimensions: 82.0 × 60.0 × 55.0 cm



¹⁾ On an energy efficiency class scale from A to G

FREE-STANDING REFRIGERATIONS

Why should refrigerations always be hiding behind kitchen cabinets? Especially when they look as stylish as this? With their puristic design and stainless steel look, the free-standing Blaupunkt refrigerations are true eye-catchers in the kitchen.

Equipped with the latest technologies such as NoFrost and Super Freezing, icing and unwanted thawing are now a thing of the past.



No frost

NoFrost

The NoFrost system drains the humidity from the freezer and prevents the formation of ice on the inner walls and hoarfrost on the food.



Super freeze

Super Freezing

With the Super Freezing function, the item is cooled down to -30°C so that newly stored food does not interrupt the freezing process.



LED

LED light

The long-lasting LED lights are integrated flat in the side walls and illuminate the interior uniformly and perfectly.



Electronic control

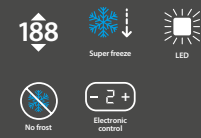
Electronic control

With electronic temperature control, Blaupunkt refrigerations always have the right temperature. It can be read exactly at any time via the digital LED display.

Free-standing refrigeration / freezer combination

5FS 300SE0

EG 1796

**Output, consumption**

- Energy efficiency class: E¹⁾
- Energy consumption: 232 kWh/year
- Energy consumption: 0.635 kWh/24 h
- Total capacity: 302 l
- Noise: 41 dB (A) re 1 pW
- Climate class: N/ST
- Connection loads: 220–240 V/150 W

Features, comfort

- Free-standing
- Stainless steel look
- Fully automatic defrost inside the fridge
- Easy-to-clean, bright interior
- LED interior lighting in refrigeration compartment
- Electronic temperature control with LED reading

Refrigeration compartment

- Refrigeration: Capacity 219 l
- 4 shelves made of safety glass, 2 of which are height-adjustable
- 2 transparent Vario trays for fruit and vegetables, covered by safety glass panel
- 2 full-width and 2 half door shelves
- Egg tray

****** – Freezer compartment -18°C and lower**

- 3 frozen produce drawers
- Capacity 83 l
- NoFrost
- Freezing capacity: 3.9 kg in 24 hours
- Storage time in case of malfunction: 23 hours
- Super freezing with automatic freeze

Technical data and dimensions (H x W x D)

- Door hinged on right, changeable
- Appliance dimensions: 188.0 x 59.8 x 63.0 cm

Free-standing refrigeration / freezer combination

5SB 890SE0

EG 1795

**Output, consumption**

- Energy efficiency class: E¹⁾
- Energy consumption: 317 kWh/year
- Energy consumption: 0.868 kWh/24 h
- Total capacity: 516 l
- Noise: 41 dB (A) re 1 pW
- Climate class: SN/N/ST/T
- Connection loads: 220–240 V/152 W

Features, comfort

- Free-standing side-by-side refrigeration / freezer combination
- Stainless steel look
- Rod handle
- Separate temperature regulation for refrigeration and freezer chamber
- Fully automatic defrost inside the fridge
- Easy-to-clean, bright interior
- LED interior lighting in refrigeration compartment
- Electronic temperature control with LED reading
- Water and ice dispenser + ice crusher
- External fixed water supply including 4-metre connecting hose and 3/4" water connection adapter

Refrigeration compartment

- Refrigeration: Capacity 334 l
- 4 shelves made of safety glass, 2 of which are height-adjustable
- 2 transparent Vario trays for fruit and vegetables
- 5 full-width door shelves
- Egg tray

****** – Freezer compartment -18°C and lower**

- 2 frozen produce drawers
- Capacity 182 l
- NoFrost
- Freezing capacity: 12 kg in 24 hours
- Storage time in case of malfunction: 7 hours
- Super freezing with automatic freeze
- Three door racks in freezing chamber
- Automatic ice cube maker

Technical data and dimensions (H x W x D)

- Appliance dimensions: 178.8 x 89.5 x 74.5 cm

¹⁾ On an energy efficiency class scale from A to G





WINE REFRIGERATION

The perfect climate for fine wines

Built-in wine refrigeration

5WK 600FF0



Output, consumption

- Energy efficiency class: G¹⁾
- Energy consumption: 140 kWh / year
- Energy consumption: 0.383 kWh / 24 h
- Total capacity: 83 l
- Noise: 40 dB (A) re 1 pW
- Climate class: N
- Connection loads: 220 – 240 V

Features, comfort

- Black glass front
- Opens without handles by push & pull
- Touch Control
- White LED lighting
- 3 cedar shelves
- 36-bottle capacity
- Upper part: 24 bottles (75 cl)
- Lower part: 12 bottles (75 cl)
- 2 temperature zones for sparkling, white, rosé and red wines 5° – 12°C / 12° – 20°C
- Alarm when door is open
- Optical and acoustic temperature alarm
- Electronic temperature control with precise digital reading
- UV protection
- Demo mode
- Anti-vibration system
- Automatic defrosting
- Winter system

Technical data and dimensions (H x W x D)


- Flat hinge
- Door hinged on right
5WK 600FF0R, EG 1789
- Door hinged on left
5WK 600FF0L, EG 1790
- Appliance dimensions: 58.9 x 59.0 x 56.0 cm
- Recess dimensions: 59.1 x 55.0 x 55.0 cm



¹⁾ On an energy efficiency class scale from A to G

BLAUPUNKT ADDITIONAL ACCESSORIES

Adapt your use and increase the functionality of your appliance
with our selection of additional accessories.



Visit us and
find out more ...

www.blaupunkt-einbaugeraete.com



Special accessories for ovens and electric stoves



Enamelled baking tray (black)

5Z 11BE11
EG 12202

Compatible with

5H10K 0050	5B10K 0050
5H10M 0050	5B10M 0050
5H26M 0050	5B10M 0060



5Z 36BA50
EG 12331

Compatible with

5B36N 0250
5B36P 0250



5Z 50CB10E1
EG 12802

Compatible with

5B60M 8690
5C60M 8690



5Z 50CB10E0
EG 12642

Compatible with

5B50P 8590
5B90S 8990
5C90S 8990
5B50N 8590



5Z 11BU11
EG 11011

Compatible with


5H10K 0050	5B10K 0050
5H10M 0050	5B10M 0050
5H26M 0050	5B10M 0060



5Z 50CG10E0
EG 15141

Compatible with


5B60M 8690
5C60M 8690



5Z 11CR13X0
EG 12421

Compatible with


5H10K 0050	5B10K 0050
5H10M 0050	5B10M 0050
5H26M 0050	5B10M 0060



5Z 50CR10X0
EG 12641

Compatible with

5B50P 8590
5B90S 8990
5C90S 8990
5B50N 8590



5Z 50CR10X1
EG 12801

Compatible with


5B60M 8690



5Z 50CU10E0
EG 12643

Compatible with

5B50P 8590
5B90S 8990
5B50N 8590



5Z 36VC50
EG 12332

Compatible with


5B36N 0250
5B36P 0250



5Z 94LB50
EG 15401

Compatible with

5KD 94150



5Z 50CS10E0
EG 15421

Compatible with

5C90S 8990



5Z 50TE10E0
EG 12811

Compatible with

5B90S 8990




5Z 50TE10E1
EG 15422

Compatible with

5C90S 8990

Accessories for hobs with integrated extraction



Round duct
FK 101 plastic

Compatible with
5IX 99291
5IX 94291
5IX 92291
5IX 60260

plastic



Adapter
FK 102 plastic

Compatible with
5IX 99291
5IX 94291
5IX 92291
5IX 60260


plastic



**Wall box with stain-
less steel external vent**
FK 130 plastic
FK 161 metal

Compatible with
5IX 99291
5IX 94291
5IX 92291
5IX 60260

plastic or metal



Base ventilation grille
FK 150 plastic

Compatible with
5IX 99291
5IX 94291
5IX 92291
5IX 60260

plastic



**Connector 15° curve
– horizontal –**
FK 113 plastic

Compatible with
5IX 99291
5IX 94291
5IX 92291
5IX 60260

plastic



Deflector 90°
FK 114 plastic
FK 155 metal

Compatible with
5IX 99291
5IX 94291
5IX 92291
5IX 60260


plastic or metal



Adapter
FK 115 plastic
FK 159 metal

Compatible with
5IX 99291
5IX 94291
5IX 92291
5IX 60260


plastic or metal



Coupling
FK 110 plastic
FK 158 metal

Compatible with
5IX 99291
5IX 94291
5IX 92291
5IX 60260

plastic or metal



**Connector 90° elbow
– horizontal –**
FK 111 plastic
FK 157 metal

Compatible with
5IX 99291
5IX 94291
5IX 92291
5IX 60260

plastic or metal



**Connector 90° elbow
– vertical –**
FK 112 plastic
FK 156 metal

Compatible with
5IX 99291
5IX 94291
5IX 92291
5IX 60260


plastic or metal



Flat duct
FK 100 plastic
FK 152 metal

Compatible with
5IX 99291
5IX 94291
5IX 92291
5IX 60260

plastic or metal




Kit for right air outlet
5Z 9104X1
EG 13991

Compatible with
5IX 99291
5IX 94291
5IX 92291
5IX 60260




Activated carbon filter
5Z 9105X1
EG 13992

Compatible with
5IX 99291
5IX 94291



Set of 2 activated carbon filters
5Z 9009LF1
EG 13961


Compatible with
5IX 92291



Activated carbon filter
5Z 6005KF1
EG 13611

Compatible with
5IX 60260

Special accessories for extractor fan hoods



Stainless steel metallic grease filter

5Z 9100X3

EG 18885


Compatible with

5DL 69652

5DL 69651

5DO 69751

with grease drip tray




Stainless steel metallic grease filter

5Z 9202X1

EG 18441

Compatible with

5DB 66254




Stainless steel metallic grease filter

5Z 9203X1

EG 18541

Compatible with

5DB 69254




Stainless steel metallic grease filter

5Z 9225X1

EG 18672

Compatible with

5DB 99751



Stainless steel metallic grease filter


5Z 9208X1

EG 18691

Compatible with

5DL 66753

5DL 68753




Stainless steel metallic grease filter

5Z 9208X3

EG 18891

Compatible with

5DL 69753




Metal handle

5Z 5750N0

EG 18042

Compatible with

5DA 36258




Metal handle

5Z 5760N0

EG 18012

Compatible with

5DA 36453



Metal handle

5Z 5790N0

EG 18021

Compatible with

5DA 39452



Activated carbon filter


5Z 9102X1

EG 18911

Compatible with

5DB 66254

5DB 69254



Activated carbon filter


5Z 9108X1

EG 18132

Compatible with

5DL 66753

5DL 68753



Activated carbon filter

5Z 9108X3

EG 18133

Compatible with

5DL 69753



Activated carbon filter


5Z 9110X1

EG 18151

Compatible with

5DL 66251

5DL 69251




Activated carbon filter

5Z 9111X1

EG 18171

Compatible with

5DB 96452




Activated carbon filter

5Z 9101X1

EG 18921

Compatible with

5DF 92760



Starter set for circulation mode


5Z 51IT1X4

EG 18242

Compatible with

5DA 36453

5DA 39452



Activated carbon filter


5Z 51ITB1X4

EG 18243

Compatible with

5DA 36453

5DA 39452



Activated carbon filter

5Z 9125X1

EG 18671

Compatible with

5DB 99751

Special accessories for extractor fan hoods



Activated carbon filter

5Z 9114X1

EG 18611

Compatible with

5DB 66752

5DB 69752

5DS 69760

5DS 99750




Activated carbon filter

5Z 9136X1

EG 18471

Compatible with

5DD 72556




Activated carbon filter

5Z 9121X1

EG 18041

Compatible with

5DA 36258



Activated carbon filter

5Z 9100X1

EG 18881

Compatible with

5DL 69652

5DL 69651

5DW 66750

5DA 45450

5DW 69750

5DO 69751




Activated carbon filter

5Z 9134X1

EG 18981

Compatible with

5DX 89770



Long-life activated carbon filter

5Z 9100X2


EG 18884

Compatible with

5DL 69652

5DL 69651

5DO 69751



Long-life activated carbon filter

5Z 9114X2

EG 18081

Compatible with

5DB 66752

5DB 69752

5DS 99760

5DS 69760



Long-life activated carbon filter

5Z 9135X1

EG 18811

Compatible with

5DD 72555



Starter set for circulation mode

5Z9108X4

EG 18136

Compatible with

5DL 69753



Starter set for circulation mode


5Z9106X4

EG 18135

Compatible with

5DL 68753

5DL 66753



Chimney extension

5Z 9120X1

EG 18652

Compatible with

5DS 99760

upper flue, stainless steel,
700 mm



Chimney extension

5Z 9117X1

EG 18882

Compatible with

5DL 69651

5DO 69751

upper flue, stainless steel,
circulation 500 mm



Chimney extension

5Z 9118X1

EG 18883

Compatible with

5DL 69651

5DO 69751

upper flue, stainless steel,
circulation 990 mm



Chimney extension

5Z 9122X1

EG 18221

Compatible with

5DW 66750

5DW 69750

upper flue, stainless steel,
770 mm



Chimney extension

5Z 9119X1

EG 18612

Compatible with

5DB 66752

5DB 69752

5DS 69760

upper flue, stainless steel,
circulation 990 mm

Special accessories for extractor fan hoods



Chimney extension

5Z 9117X3

EG 18887

Compatible with

5DL 69652

5DL 69651

5DO 69751

upper flue, black, 500 mm



Chimney extension

5Z 9117X4

EG 18888

Compatible with

5DL 69652

5DL 69651

5DO 69751

upper flue, black, 990 mm



Chimney extension

5Z 9134X2

EG 18982

Compatible with

5DX 89770

upper flue, black, 500 mm



Chimney extension

5Z 9134X3

EG 18983

Compatible with

5DX 89770

upper flue, black, 900 mm



Upper and lower chimney set

5Z 9106X2

EG 18134

Compatible with

5DL 66753

5DL 68753

5DL 69753

black



Upper and lower chimney set

5Z 9117X2

EG 18886

Compatible with

5DL 69651

5DO 69751

black



Upper and lower chimney set

5Z 9116X1

EG 18561

Compatible with

5DS 69760

black



Upper and lower chimney set

5Z 9123X1

EG 18082

Compatible with

5DS 99760

black

Special accessories for hobs



Griddle


5Z 99GP01

EG 13941

Compatible with

all Blaupunkt hobs

cast iron



Teppan Yaki plate

5Z 99TP01

EG 13942

Compatible with

all Blaupunkt hobs

cast iron

Special accessories for dishwashers


Panel strip
5A V10001

EG 16541

Compatible with

5VF 5X03HTE

5VF 5X01ITE

5VI 5S02HTE

5VI 5S00ITE

height 81


Panel strip
5A V10011

EG 16731

Compatible with

5VH 5X03HTE

5VH 5X01ITE

height 86


Panel strip
5A V10002

EG 16811

Compatible with

5VF 6X00EBE

height 81



Panel strip
5A V10022

EG 16861

Compatible with

5VH 6X00EBE

height 86


Cutlery drawer
5Z 1684BS00

EG 16841

Compatible with

5VH 6X00EBE

5VF 6X00EBE


Extension for aquastop
CZ 7710X0

EG 55301

Compatible with

5VH 6X00EBE

5VF 6X00EBE

5VH 5X03HTE

5VF 5X03HTE

5VH 5X01ITE

5VF 5X01ITE



KITCHEN AND SOUND

The invisible connection of the Blaupunkt worlds Kitchen and Sound – the Blaupunkt Sound System works in the background but with a rich sound. Concealed behind the base cover or installed in cavities, it transforms your kitchen furniture into rhythmic cabinets creating a pulsating entertaining space. These can be connected via Bluetooth technology to compatible devices, connect to your smartphone or tablet.

Blaupunkt Sound System
ZM 100/ZM 101

- Recommended installation behind base cover
- Operated via Bluetooth connection e.g. via smartphone or tablet

Consisting of

- 1 receiver module
- 2/4 exciters (structure-borne sound converter)
- Fastening material
- Connection lines

Technical data – receiver module

- 2 × 5 W loudspeaker outputs, impedance each 4 ohm
- Bluetooth CSR 2.1, compatible with all Bluetooth devices
- 240 V AC, max. distance to transmitter 10 m

Technical data – exciter

- Rated load-carrying capacity 6 W
- Impedance 4 ohm
- Installation depth 2.6 cm

Dimensions (H × W × D)

- 4.5 × 2.8 × 14.0 cm

BLAUPUNKT SERVICE

**Blaupunkt built-in kitchen appliances / customer service,
repair service, user advice, spare parts and accessories:**

Tel: 00 800 32 289 000

Manufacturer's
warranty

2 years

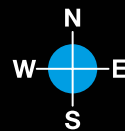
**Convincing quality
with Blaupunkt warranty.**

Blaupunkt kitchen appliances are exclusively produced from the best materials and according to the highest working standards. Blaupunkt provides a two-year manufacturer's warranty on every appliance and every repair carried out by the integrated kitchen appliances customer service.



**More original:
Accessories and spare parts.**

Original spare parts, extensive accessories and tested detergents and care products can be bought from our competent employees.



**In your vicinity – and fast.
Our specialists from Blaupunkt.**

With a nationwide service network and approximately 700 highly qualified technicians, we can warranty that our specialists are always quickly on location in case of repair. The standard time is within 48 hours.

Germany
service.DE@blaupunkt-einbaugeraete.com

Austria
service.AT@blaupunkt-einbaugeraete.com

Netherlands
service.NL@blaupunkt-einbaugeraete.com

Belgium
service.BE@blaupunkt-einbaugeraete.com

Sweden
service.SE@blaupunkt-einbaugeraete.com

Denmark
service.DK@blaupunkt-einbaugeraete.com

France
service.FR@blaupunkt-einbaugeraete.com

Luxembourg
service.LU@blaupunkt-einbaugeraete.com

Switzerland
service.CH@blaupunkt-einbaugeraete.com

Italy
service.IT@blaupunkt-einbaugeraete.com

Spain
service.ES@blaupunkt-einbaugeraete.com

Malta
service.SI@blaupunkt-einbaugeraete.com

You have chosen a piece of premium kitchen equipment with Blaupunkt appliances. Our professional service is available to assist you after the purchase. Our qualified employees are pleased to remain at your disposal. Our customer service experts for Blaupunkt integrated kitchen appliances will professionally answer all questions about the appliances. Here you can obtain all information on handling, functions and performance.



Your direct way to Blaupunkt.
www.blaupunkt-einbaugeraete.com



HK Appliances GmbH
Werkstraße 3
32289 Rödinghausen (Germany)

www.blaupunkt-einbaugeräte.com

Subject to changes and delivery options as well as minor colour discrepancies in plastic parts.

®Registered trademark. ©2021 by Blaupunkt

Reproduction in part or whole only with the permission of the publisher. Printed in Germany 09 / 2021.

No liability for printing errors. Errors and technical changes reserved.

This catalogue is for specialist dealers only.