


Let's Fly a Plane!

Author: Anjna Singh







Illustrator: Sharath Ravishankar

Level 3

Welcome, Captain. Please take the seat next to your co-pilot.

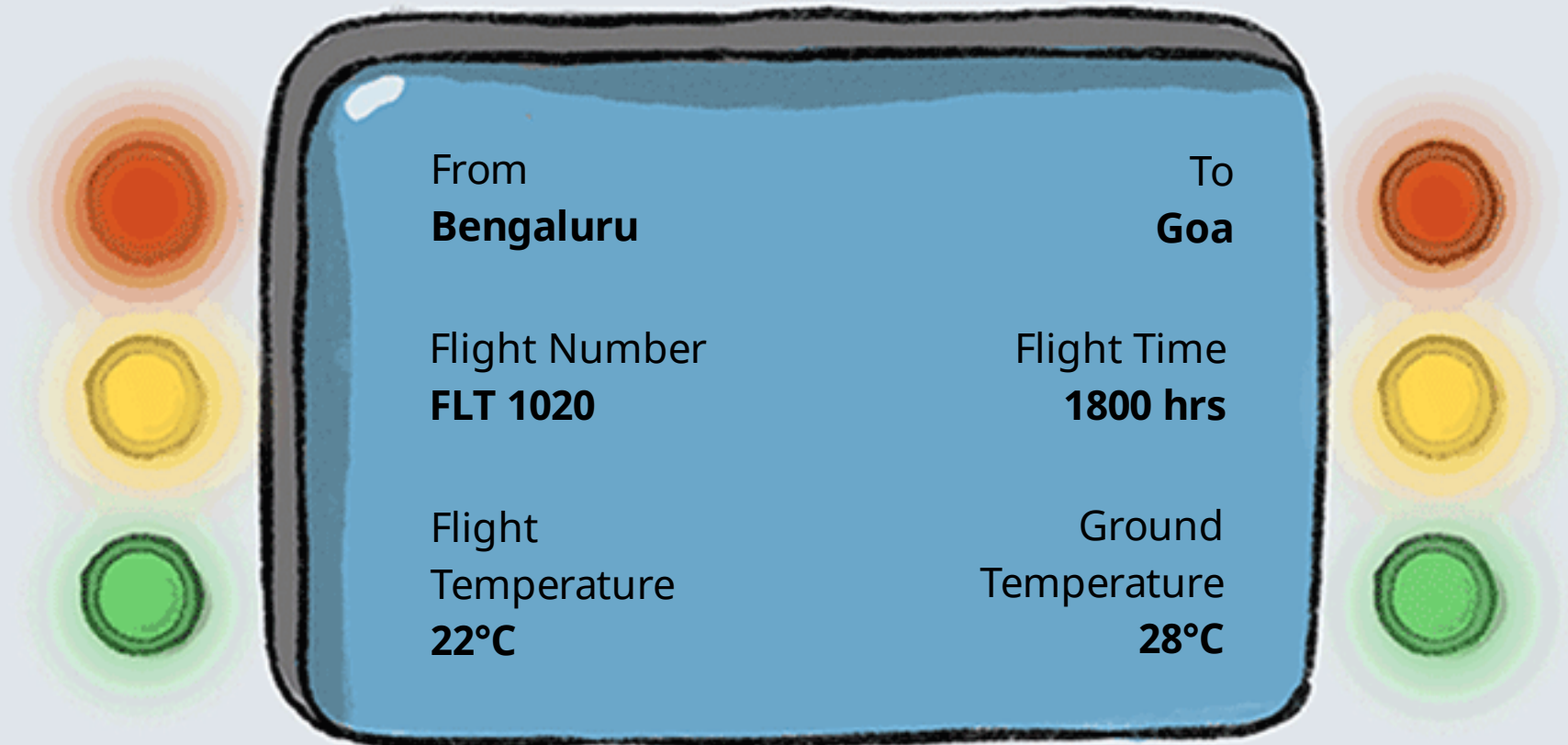


Press the buttons to enter your flight details.

	From _____	To _____	
	Flight Number _____	Flight Time _____	
	Flight Temperature _____	Ground Temperature _____	

A	B	C	D	E	F	G	H	I
J	K	L	M	N	O	P	Q	R
S	T	U	V	W	X	Y	Z	Ø
1	2	3	4	5	6	7	8	9

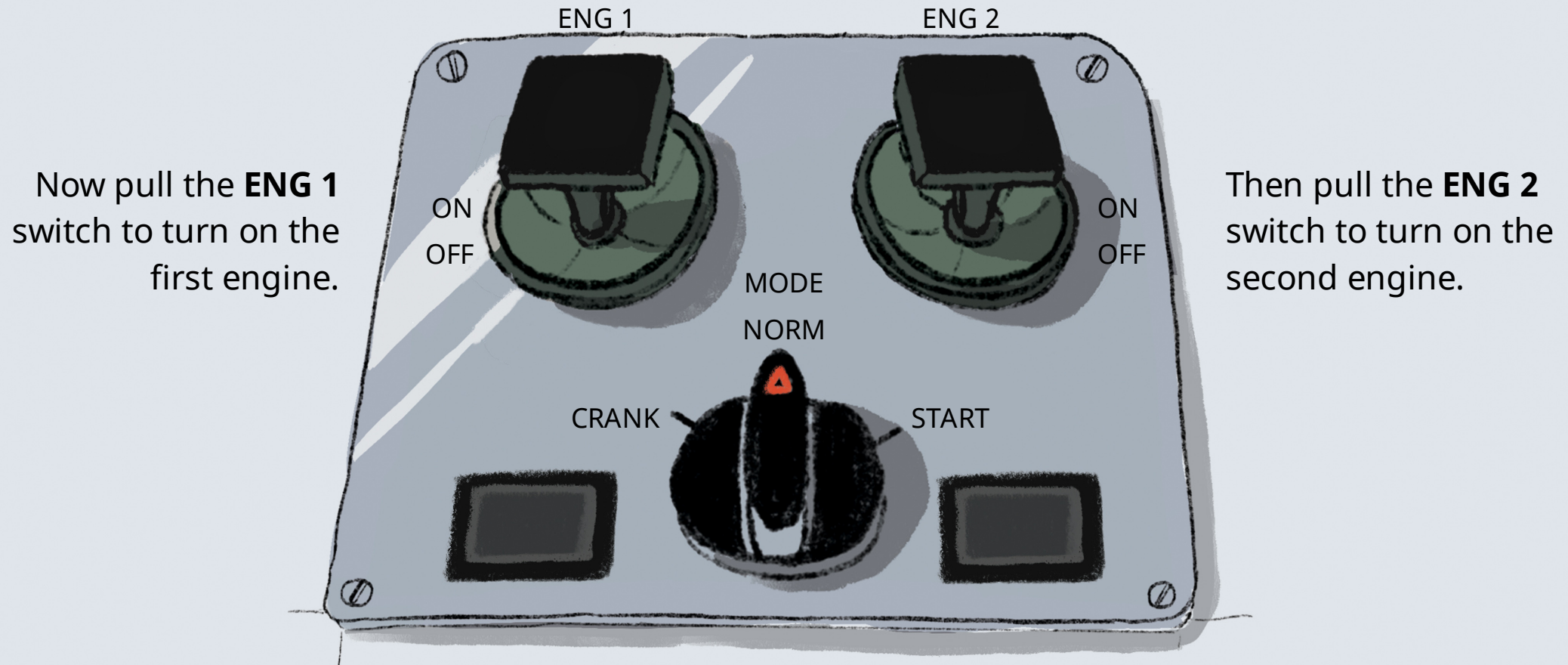
Thank you for entering your flight details.



It looks like we're flying to Goa today.

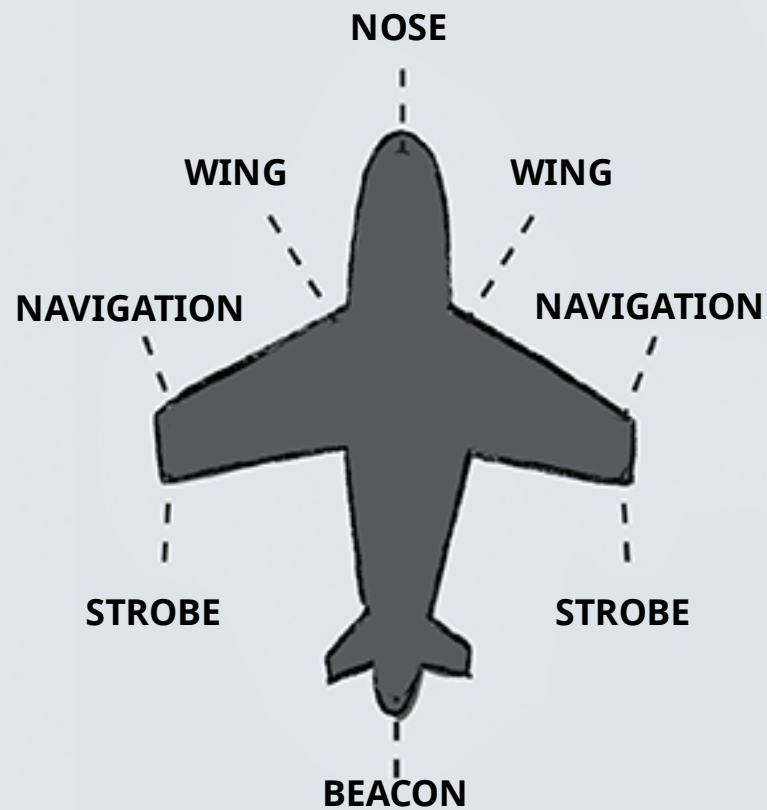

Time to switch on our aeroplane.

Start the aeroplane by turning the bottom knob to the 'START' position.



Nice! Our engines are ready for flight!

Flick the switches to turn on the outside flight lights.



Good going!
The lights are on!

Push the thrust lever forward to power up the flight engines.



Now pull the joystick down to lift the aeroplane into the air.

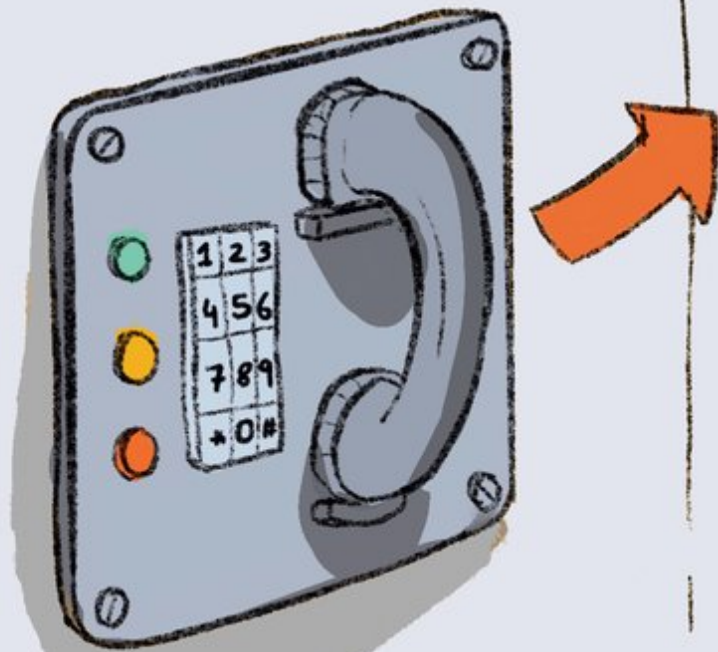




Congratulations, Captain!
We're up in the air.

Uh-oh! Stormy skies ahead.

Pick up the phone to make a
passenger announcement.



"Ladies and gentlemen, please tighten your seatbelts. We are soon going to experience a bit of turbulence."



Let us avoid the storm clouds by pulling the joystick to the left.




Good! This made the aeroplane turn left.

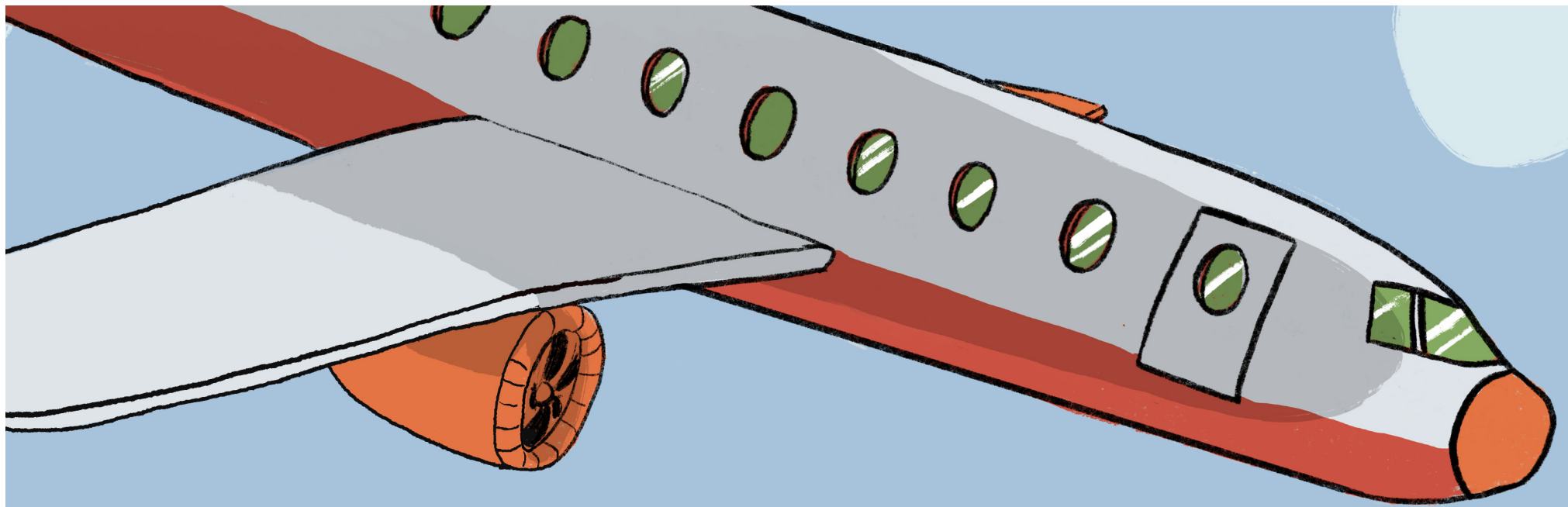
Push the joystick to the right to move the plane to the right.



Good job, Captain! We flew around the storm instead of through it.

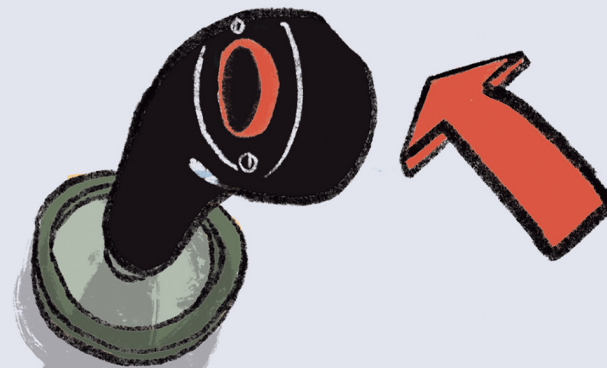


And we're near the end
of our journey.




Let's head to the airport by pushing the joystick forward.


This points the nose of the plane downward.



Our plane is almost at it's destination.



Pull the lever to let out the landing gear.

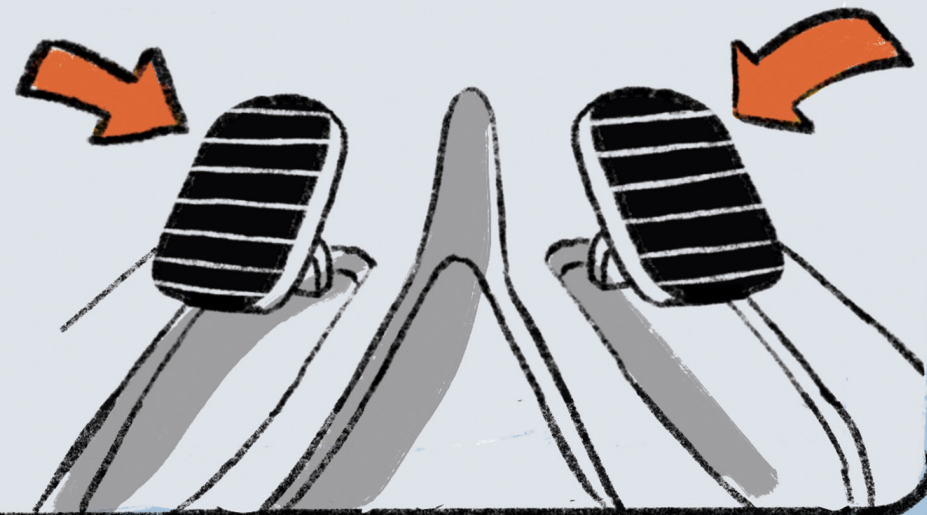


The landing wheels are out.



Good job, Captain!
The plane is on the ground.

Finally step on the rudder pedals to bring the aeroplane to a smooth stop.



Nice landing, Captain.
See you on our next flight!



Build your own cockpit

Pilots learn and practice flying aeroplanes using devices called simulators. A simulator is like a video game—it creates the experience of flying a plane without actually stepping inside one.

You can also practice flying a plane by building your own simulator. All you need are this book and some common objects to get you started. You can use your school bag as the pilot's seat, a clip board as your flight screen, your lunch box as the thrust lever, a water bottle as a joystick and a pair of slippers as the rudder pedals.

Let your imagination soar and let's fly a plane!



Story Attribution:

This story: Let's Fly a Plane! is written by [Anjna Singh](#) . © Pratham Books , 2020. Some rights reserved. Released under CC BY 4.0 license.

Other Credits:

'Let's Fly a Plane!' has been published on StoryWeaver by Pratham Books. The development of this book has been supported by CISCO. www.prathambooks.org. Guest Art Director: Shreyas R Krishnan.

Images Attributions:

Cover page: [An aeroplane is flying through the clouds](#), by [Sharath Ravishankar](#) © Pratham Books, 2020. Some rights reserved. Released under CC BY 4.0 license. Page 2: [The inside of a cockpit with a co-pilot](#), by [Sharath Ravishankar](#) © Pratham Books, 2020. Some rights reserved. Released under CC BY 4.0 license. Page 3: [A screen with coloured buttons and a keypad below it](#), by [Sharath Ravishankar](#) © Pratham Books, 2020. Some rights reserved. Released under CC BY 4.0 license. Page 4: [A screen with coloured buttons and a keypad below it with information written](#), by [Sharath Ravishankar](#) © Pratham Books, 2020. Some rights reserved. Released under CC BY 4.0 license. Page 5: [A panel with two switches and a knob](#), by [Sharath Ravishankar](#) © Pratham Books, 2020. Some rights reserved. Released under CC BY 4.0 license. Page 6: [A panel with external light switches on the plane](#), by [Sharath Ravishankar](#) © Pratham Books, 2020. Some rights reserved. Released under CC BY 4.0 license. Page 7: [A thrust lever and joystick](#), by [Sharath Ravishankar](#) © Pratham Books, 2020. Some rights reserved. Released under CC BY 4.0 license. Page 8: [An aeroplane takes off from the runway](#), by [Sharath Ravishankar](#) © Pratham Books, 2020. Some rights reserved. Released under CC BY 4.0 license. Page 9: [A panel with a phone](#), by [Sharath Ravishankar](#) © Pratham Books, 2020. Some rights reserved. Released under CC BY 4.0 license. Page 10: [A lady puts on her seatbelt](#), by [Sharath Ravishankar](#) © Pratham Books, 2020. Some rights reserved. Released under CC BY 4.0 license. Page 11: [A joystick is pulled left and right](#), by [Sharath Ravishankar](#) © Pratham Books, 2020. Some rights reserved. Released under CC BY 4.0 license.

Disclaimer: https://www.storyweaver.org.in/terms_and_conditions



Some rights reserved. This book is CC-BY-4.0 licensed. You can copy, modify, distribute and perform the work, even for commercial purposes, all without asking permission. For full terms of use and attribution, <http://creativecommons.org/licenses/by/4.0/>

Images Attributions:

Page 12: [An aeroplane flies out of a storm](#), by [Sharath Ravishankar](#) © Pratham Books, 2020. Some rights reserved. Released under CC BY 4.0 license. Page 13: [A joystick is pushed up to make the aeroplane dive downwards](#), by [Sharath Ravishankar](#) © Pratham Books, 2020. Some rights reserved. Released under CC BY 4.0 license. Page 14: [An aeroplane approaches closer to earth](#), by [Sharath Ravishankar](#) © Pratham Books, 2020. Some rights reserved. Released under CC BY 4.0 license. Page 15: [A lever, wheel and pedal are pushed to land the aeroplane](#), by [Sharath Ravishankar](#) © Pratham Books, 2020. Some rights reserved. Released under CC BY 4.0 license. Page 16: [An aeroplane lands on the airport](#), by [Sharath Ravishankar](#) © Pratham Books, 2020. Some rights reserved. Released under CC BY 4.0 license. Page 17: [How to build your own cockpit with things at home](#), by [Sharath Ravishankar](#) © Pratham Books, 2020. Some rights reserved. Released under CC BY 4.0 license.

Disclaimer: https://www.storyweaver.org.in/terms_and_conditions



Some rights reserved. This book is CC-BY-4.0 licensed. You can copy, modify, distribute and perform the work, even for commercial purposes, all without asking permission. For full terms of use and attribution, <http://creativecommons.org/licenses/by/4.0/>

Let's Fly a Plane!

(English)

Have you ever dreamed of being a pilot? Open this book, step into the cockpit and let's fly an aeroplane!

This is a Level 3 book for children who are ready to read on their own.



Pratham Books goes digital to weave a whole new chapter in the realm of multilingual children's stories. Knitting together children, authors, illustrators and publishers. Folding in teachers, and translators. To create a rich fabric of openly licensed multilingual stories for the children of India and the world. Our unique online platform, StoryWeaver, is a playground where children, parents, teachers and librarians can get creative. Come, start weaving today, and help us get a book in every child's hand!