

**Comprehensive product range,
compelling quality.**

boschaftermarket.com

What drives you, drives us



Bosch knows exactly what the technical requirements for motor vehicles are and offers innovative and reliable solutions through its aftermarket product range.

Its product range for retail and workshops offered globally comprises modern diagnostic and workshop technology as well as a premium range of spare parts for passenger cars and commercial vehicles – from new and replacement parts to repair solutions. Also, workshops benefit from a high level of competence based on decades of experience in manufacturing original equipment.

Apart from spare parts and accessories for motor vehicles, Bosch offers a comprehensive product range for:

- ▶ modern classics and vintage cars
- ▶ agricultural and construction machines
- ▶ motorcycles
- ▶ boats
- ▶ industrial machinery

Workshops and dealers will find a complete range of accessories from A to Z, all in the familiar high Bosch quality.

Content

Offer

A 2	Automotive bulbs
A 4	Signaling devices
A 20	Battery charger
A 22	Cable connectors
A 29	Cables
A 37	Plug-in connectors
A 38	Plugs, sockets
A 43	Car fuses
A 47	Fuse holder
A 48	Switches
A 70	Relays
A 78	Electromagnets 12 V/24 V
A 80	Flashers
A 82	Ignition cable
A 84	Interference suppression
A 91	Vehicle heater accessories
A 92	Order number overview

Application

B 2	Ignition cables
------------	-----------------



Trucklight/Trucklight Maxlife




Bosch technology:

The tungsten filament has an optimized material structure thanks to high-temperature treatment

Enhanced filler gas composition and higher filler gas pressure

Greater filament stability



Area of application: Commercial vehicles

No doubt about it: Commercial vehicles need particularly powerful lights. Bosch supply a comprehensive range of 24 V automotive bulbs. Two product lines cover all requirements and areas of application.

Bosch Trucklight

High-grade materials and precision manufacturing guarantee consistent quality and maximum reliability – bulb for bulb. In contrast to 12 V halogen bulbs, 24 V truck bulbs have a doubly wound filament for optimum adaptation to commercial vehicle requirements. Automotive bulbs from Bosch are constantly checked under realistic conditions. This ensures that Bosch Trucklight bulbs fully conform to original equipment standards. The comprehensive Bosch Trucklight range has just the right bulb for practically every application.

Bosch Trucklight Maxlife

Bosch have always been pioneers in the field of vehicle lighting technology. The Trucklight Maxlife range from Bosch is a good example of the continuous quality enhancement and development process. A long service life and robust design make Trucklight Maxlife from Bosch the professionals' choice of automotive bulb for all sorts of requirements: It is just as ideal for the everyday long motorway journeys of trucks and buses as it is for all commercial vehicles facing the toughest conditions in off-road use.

The Trucklight Maxlife range combines all the essential features for satisfying the most exacting demands:

- ▶ long service life
- ▶ reliability
- ▶ high light efficiency
- ▶ robust construction

The special design, high-grade materials, excellent workmanship and stringent quality controls all form the basis for this.



Comprehensive range of 24 V bulbs for commercial vehicles

The Trucklight range from Bosch is available for practically all types of commercial vehicle and covers all requirements and areas of application:


Trucklight:



- ▶ top quality and reliability – conforming to original equipment standards

Trucklight Maxlife:

- ▶ durable and robust for off-road and motorway driving – reliable lighting even under the most challenging usage and road conditions
- ▶ outstanding shock and vibration resistance for a long service life and greater economy



	ECE	$\frac{U}{V}$	$\frac{P}{W}$	
Trucklight				
1 987 302 411	H1	24 V	70 W	P14,5s
1 987 302 421	R2	24 V	55/50 W	P45t
1 987 302 431	H3	24 V	70 W	PK22s
1 987 302 441	H4	24 V	75/70 W	P43t
1 987 302 471	H7	24 V	70 W	PX26d
1 987 302 481	H11	24 V	70 W	PGJ19-2
1 987 302 501	P21W	24 V	21 W	BA15s
1 987 302 504	-	24 V	1,2 W	W2x4,6d
1 987 302 505	R10W	24 V	10 W	BA15s
1 987 302 507	C5W	24 V	5 W	SV8,5-8
1 987 302 508	-	24 V	2 W	BA9s
1 987 302 510	R5W	24 V	5 W	BA15s
1 987 302 527	R5W	24 V	5 W	BA15d
1 987 302 512	T4W	24 V	4 W	BA9s
1 987 302 514	-	24 V	1,2 W	B8,5d
1 987 302 515	-	24 V	1,2 W	B8,3d
1 987 302 516	-	24 V	2 W	W2,1x9,5d
1 987 302 517	W3W	24 V	3 W	W2,1x9,5d
1 987 302 518	W5W	24 V	5 W	W2,1x9,5d
1 987 302 519	-	24 V	3 W	BA7s
1 987 302 520	-	24 V	5 W	SV8,5-8
1 987 302 521	-	24 V	10 W	SV8,5-8
1 987 302 523	-	24 V	18 W	BA15s
1 987 302 524	P21/5W	24 V	21/5 W	BAY15d
1 987 302 526	-	24 V	15 W	BA15s
1 987 302 528	-	24 V	3 W	SV7-8

	ECE	$\frac{U}{V}$	$\frac{P}{W}$	
Trucklight				
1 987 302 532	P21W	24 V	21 W	BA15d
1 987 302 533	H21W	24 V	21 W	BAY9s
1 987 302 535	-	28 V	7 W	BA15s
1 987 302 537	-	24 V	1,2 W	B8,5d/2
1 987 302 538	-	24 V	2 W	W2x4,6d
1 987 302 539	-	24 V	3 W	BA9s
1 987 302 540	-	24 V	15 W	SV8,5-8
1 987 302 541	-	24 V	18 W	SV8,5-8
Trucklight Maxlife				
1 987 302 701	P21W	24 V	21 W	BA15s
1 987 302 703	PY21W	24 V	21 W	BAU15s
1 987 302 704	R5W	24 V	5 W	BA15s
1 987 302 705	R5W	24 V	5 W	BA15d
1 987 302 706	R10W	24 V	10 W	BA15s
1 987 302 707	T4W	24 V	4 W	BA9s
1 987 302 712	H1	24 V	70 W	P14,5s
1 987 302 732	H3	24 V	70 W	PK22s
1 987 302 742	H4	24 V	75/70 W	P43t
1 987 302 772	H7	24 V	70 W	PX26d

Horns and fanfares from Bosch

A powerful signal























Horns and fanfares are needed in every motor vehicle. Particularly in hazardous situations, they allow the driver to warn other road users.

Bosch has been developing and producing acoustic signaling devices since 1921. Bosch signaling devices are based on these decades of experience and expertise and incorporate innovative technology.

Ultra-reliable functionality and state of the art technologies are their main features. The production sites are subject to stringent inspection and testing procedures, guaranteeing first-class product quality.

Today, numerous well-known vehicle manufacturers throughout the world trust the quality of our signaling devices. Bosch signaling devices provide increased safety on the road.

Vehicle Coverage

Trucks Buses		Loud and mega-loud horns 	Compressor fanfares 	Pneumatic fanfares 	Reversing warning devices 				
Vans Mini buses		Loud and mega-loud horns 	Compressor fanfares 						
Passenger cars SUVs Pick-ups		FC2 	FC4/FD4 	Air horns 	EC9-EVO 	EC6 	EC6-C 	Loud and mega-loud horns 	Compressor fanfares 
Motorbikes		FC4 						FC2 	

Product Characteristics

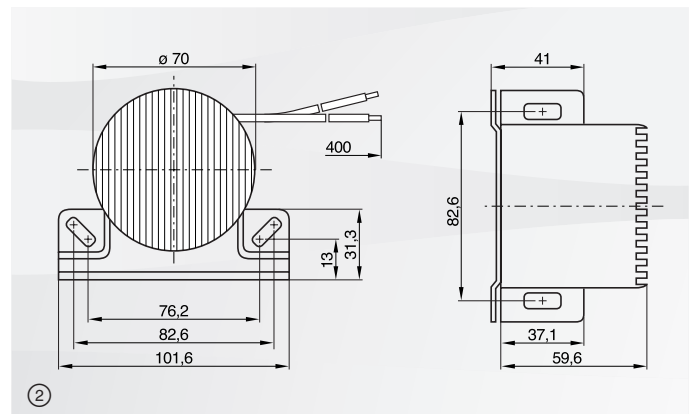
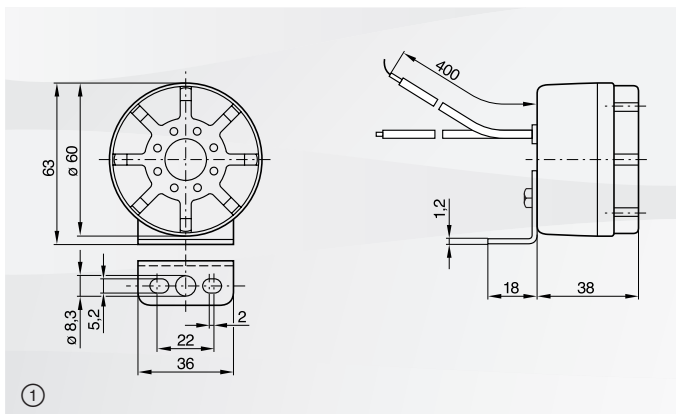

Models		Disc Horns					Fanfare Horns				Compressor Trumpets	
		Supertone horn	FC4 Disc Standard	FD4 Disc Duty	FC2	Megatone	EC9 - EVO	EC6	EC6 - C	Windtone	2-3 Tone Air Fanfare	Trucker
Resistance Factors	Weather-Resistant	✓	✓	✓	✓	✓	✓	✓	✓		✓	
	Impact-Resistant	✓	✓	✓	✓	✓			✓		✓	✓
	Corosion-Resistant	✓	✓	✓	✓	✓	✓	✓	✓	✓	✓	✓
	EMC Protection	✓			✓		✓	✓	✓			
	Teflon Filter	✓	✓		✓	✓	✓	✓	✓			
Design & Tuning Factors	Compact Design				✓				✓		✓*	
	Serviceable											
	Extra-high											
	Privileged Vehicles	✓									✓	
	Suitable for External Mounting	✓		✓		✓						✓

* Mini option available



Backup warning buzzer

Active accident prevention for situations with impeded visibility



Additional safety for commercial vehicles when maneuvering and reversing in situations with impeded visibility and on construction sites. The backup warning buzzer emits a warning tone as soon as reverse gear is engaged.

Specially suited for construction-site vehicles, cranes, public-service vehicles, forklift trucks, mobile industrial handling machinery and for haulage and bus companies.

Warning! Not all countries allow the use of backup warning buzzers on public roads. National road transport regulations must therefore be observed.

Scope of delivery: 1 backup warning buzzer with 400 mm cable, 2 connectors, fastening elements, installation instructions.

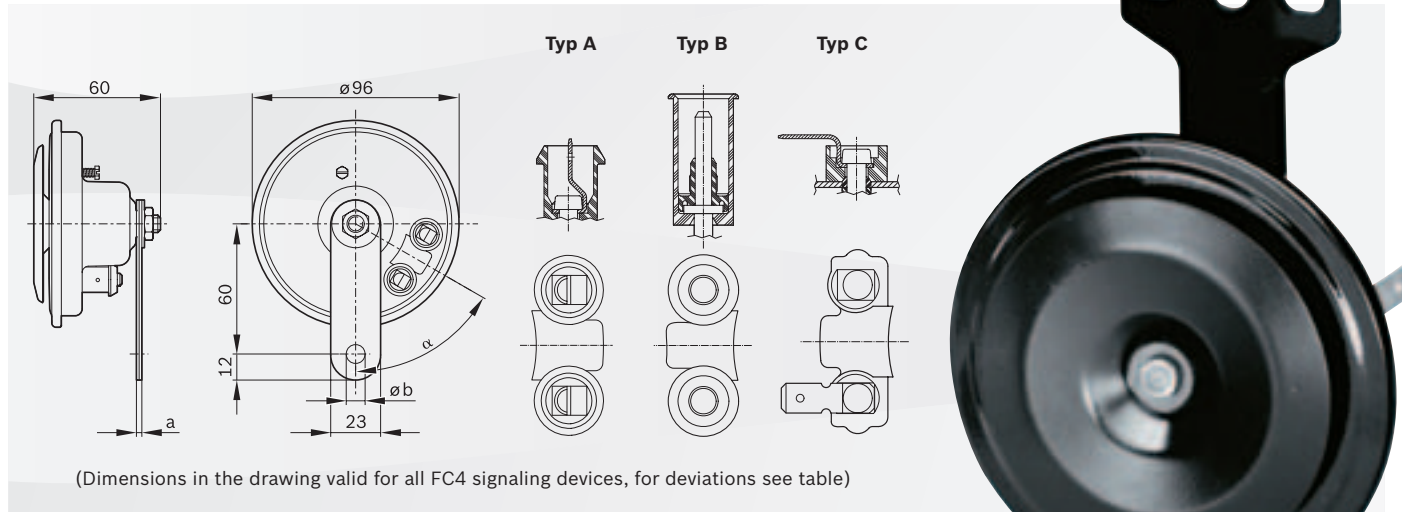
Fixed sound pressure level (Fig. ①)

Nominal voltage	12/24 V
Operating voltage	3.5 ... 30 V
Sound pressure level/1 m	≥ 97 dB
Frequency	3000 ± 200 Hz
Type of tone	Pulsed tone
Degree of protection	IP 67
Operating/ Storage temperature	-20°C to +80°C
Order number	0 986 334 001

Self-adjusting sound pressure level (Fig. ②)

Nominal voltage	12/24 V
Operating voltage	9 ... 28 V
Sound pressure level/1 m	82 ± 5 dB to 100 dB
Frequency	1000 ± 200 Hz
Type of tone	Pulsed tone
Degree of protection	IP 67
Operating/ Storage temperature	-20°C to +70°C
Order number	0 986 334 002

FC4



Application range



Maximum attention

- ▶ penetrating, harsh sound carries for long distances
- ▶ unobstructed forward propagation of sound

Long service life and reliable quality

- ▶ insensitive to rust and stone impact

Maximum functional reliability

- ▶ solid mechanical construction
- ▶ pressure compensation with microporous Teflon filter
- ▶ weather-resistant material

Approved as per EC and ECE directives

Powerful tone

- ▶ 110 dB (A) at a distance of 2 meters

Features

Voltage V	Output W	Frequency Hz	Color	a mm	Ø b mm	α Degrees	Connection	Weight kg	Part number
FC4									
12	60	335	steel	2.4	thread M8	90	Type A	0.35	0 986 320 111
12	60	335	steel	1.6	8.4	60	Type A	0.35	0 986 320 132
12	60	335	steel	1.6	8.4	275	Type A	0.35	0 986 320 146
12	60	335	steel	1.6	10.5	90	Type A	0.35	0 986 320 112
12	60	335	black	2.4	8.4	300	Type A	0.35	0 986 320 131
12	60	335	black	1.6	8.4	285	Type B	0.35	0 986 320 148
12	60	335	black	1.6	8.4	180	Type A	0.35	0 986 320 113
12	60	335	black	1.6	8.4	300	Type A	0.35	0 986 320 136¹⁾
12	60	420	steel	1.6	8.4	90	Type A	0.35	0 986 320 147
12	60	420	steel	1.6	8.4	300	Type A	0.35	0 986 320 133
12	60	420	black	1.6	8.4	270	Type A	0.35	0 986 320 114
12	60	420	steel	1.6	8.4	270	Type A	0.35	0 986 320 135
12	60	335	steel	2.4	thread M8	90	Type A	0.35	0 986 320 187

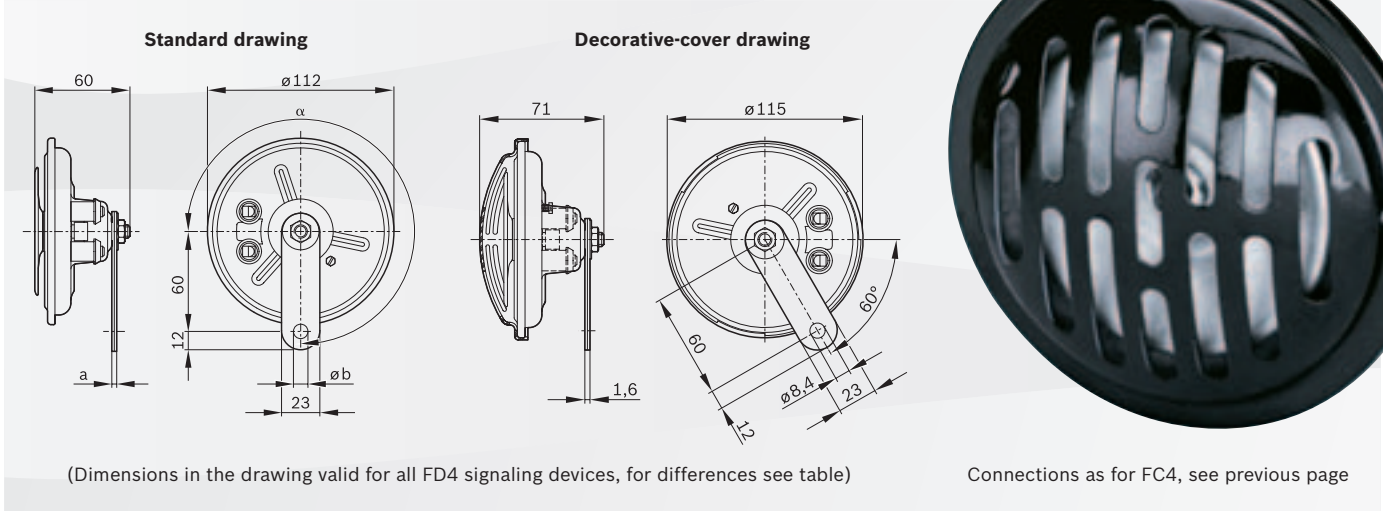
Sets

Set consisting of 0 986 320 132 and 0 986 320 133

0 986 320 191

¹⁾ Steel tone disk

FD4



(Dimensions in the drawing valid for all FD4 signaling devices, for differences see table)

Connections as for FC4, see previous page

Application range



Maximum attention

- ▶ penetrating, harsh sound carries for long distances
- ▶ unobstructed forward propagation of sound

Long service life and reliable quality

- ▶ insensitive to rust and stone impacts

Maximum functional reliability

- ▶ solid mechanical construction
- ▶ weather-resistant material

Approved as per EC and ECE directives

Attractive grill design

- ▶ suitable for external mounting

Powerful tone


- ▶ 110 dB (A) at a distance of 2 meters

Features

Voltage V	Output W	Frequency Hz	Color	a mm	Ø b mm	α Degrees	Connection ¹⁾	Weight kg	Part number
FD4									
24	60	335	steel	1.6	8.4	270	Type A	0.36	0 986 320 301
24	60	420	steel	1.6	8.4	60	Type A	0.36	0 986 320 302
24	60	335	black	2.4	8.4	90	Type A	0.36	0 986 320 314
24	60	335	black	2.4	8.4	270	Type A	0.36	0 986 320 351
24	60	335	black	2.4	10.5	155	Type B	0.36	0 986 320 312
24	60	420	black	2.4	8.4	60	Type A	0.36	0 986 320 316
24	60	420	steel	1.6	8.4	300	Type A	0.36	0 986 320 304

¹⁾ Connections identical to FC4

FC2



Application range



High functional reliability

- ▶ solid mechanical construction
- ▶ use of weather-resistant materials

Long service life and reliable quality

- ▶ insensitive to rust and stone impacts

Easy fitting in minimal space

- ▶ 25% smaller and lighter than normal-tone horns

Approved as per EC and ECE directives

EMC protection included

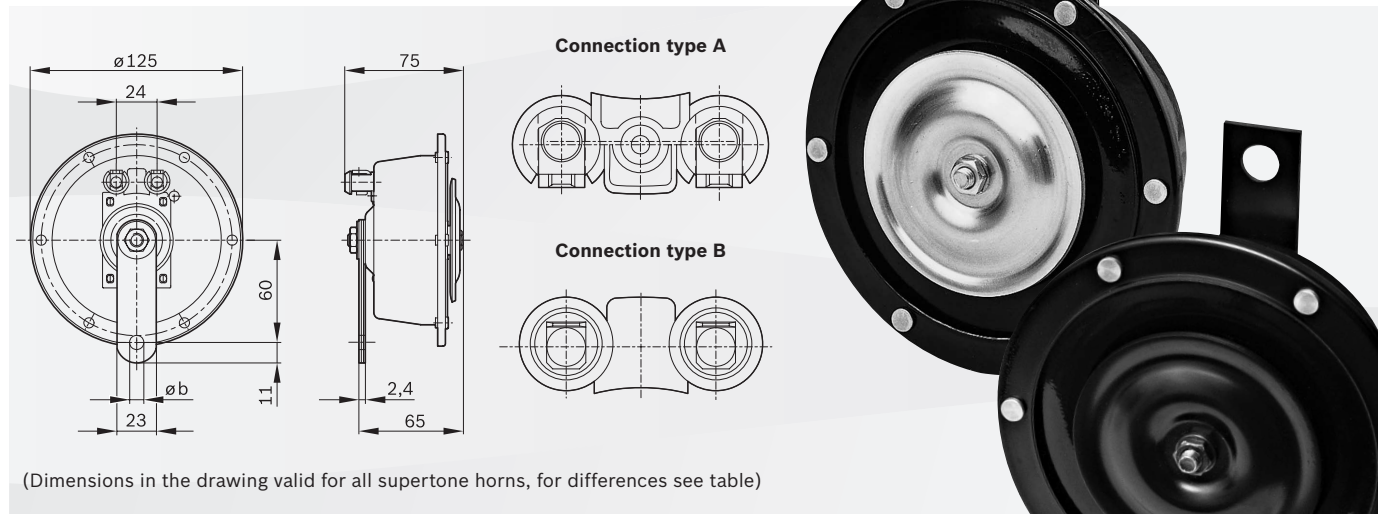
Features

Voltage V	Output W	Frequency Hz	Dimension mm	Part number
FC2				
12	60	350	76 x 76 x 50	0 986 AH0 731
12	60	420	76 x 76 x 50	0 986 AH0 732

Sets

Set consisting of high and low tone 0 986 AH0 731 and 0 986 AH0 732	0 986 AH0 730
---	----------------------

Supertone horn



(Dimensions in the drawing valid for all supertone horns, for differences see table)

Application range



Maximum attention

- ▶ penetrating, harsh sound carries for long distances
- ▶ unobstructed forward propagation of sound

Long service life and reliable quality

- ▶ insensitive to rust and stone impacts

Maximum functional reliability

- ▶ solid mechanical construction
- ▶ pressure compensation with microporous Teflon filter
- ▶ weather-resistant material

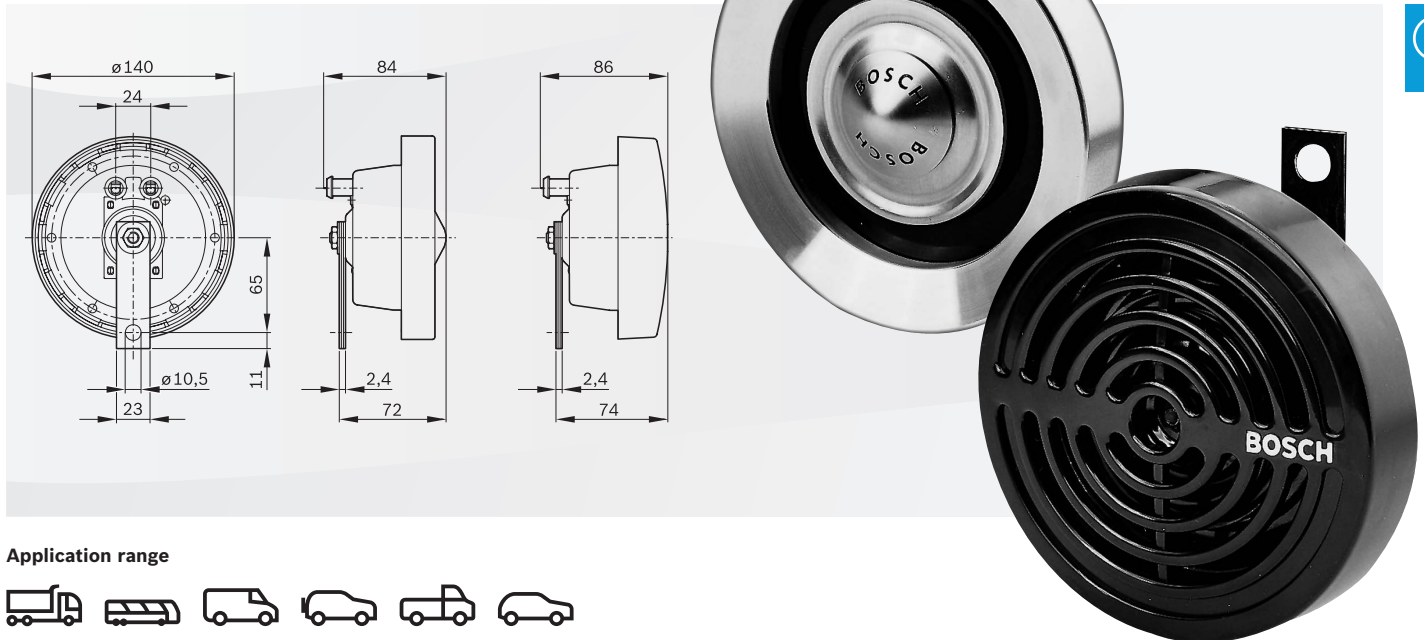
Approved as per EC and ECE directives

Powerful tone

- ▶ 110 dB (A) at a distance of 2 meters

Features

Voltage V	Output W	Frequency Hz	Color	Ø b mm	Connection	Weight kg	Part number
Supertone horn standard							
12	60	300	black / silver	10.5	Type B	0.9	0 320 223 021
12	60	375	black / silver	10.5	Type B	0.9	0 320 223 022
24	60	300	black / silver	10.5	Type B	0.9	0 320 226 007
24	60	375	black / silver	10.5	Type B	0.9	0 320 226 008
24	60	375	black	10.5	Type B	0.9	0 320 226 010
24	60	375	black	10.5	Type A	0.9	0 320 226 011
Supertone horn with decorative ring for priority vehicles (police, fire-fighting, ambulance etc.)							
12	60	375	black	10.5	Type B	0.9	0 320 223 002
12	60	500	black	10.5	Type B	0.9	0 320 223 003
24	60	375	black	10.5	Type B	0.9	0 320 226 002
24	60	500	black	10.5	Type B	0.9	0 320 226 003


Application range

Maximum attention

- ▶ penetrating, harsh sound carries for long distances
- ▶ unobstructed forward propagation of sound

Long service life and reliable quality

- ▶ insensitive to rust and stone impacts

Maximum functional reliability

- ▶ solid mechanical construction
- ▶ pressure compensation with microporous Teflon filter
- ▶ weather-resistant material

Approved as per EC and ECE directives
Powerful tone

- ▶ 110 dB (A) at a distance of 2 meters

Features

Voltage V	Output W	Frequency Hz	Color	Connection	Weight kg	Part number
Supertone horn with decorative ring						
12	60	300	silver	Type B	0.95	0 320 223 027
12	60	375	silver	Type B	0.95	0 320 223 028
24	60	300	silver	Type B	0.95	0 320 226 016
24	60	375	silver	Type B	0.95	0 320 226 017

Supertone horn with decorative grill

12	60	300	black	Type B	0.95	0 320 223 024
12	60	375	black	Type B	0.95	0 320 223 025
24	60	300	black	Type B	0.95	0 320 226 004
24	60	375	black	Type B	0.95	0 320 226 005
12	60	300	black	Type B	0.95	0 320 223 024
12	60	375	black	Type B	0.95	0 320 223 025

Sets

Set consisting of high and low tone 0 320 223 027 and 0 320 223 028

0 320 223 911

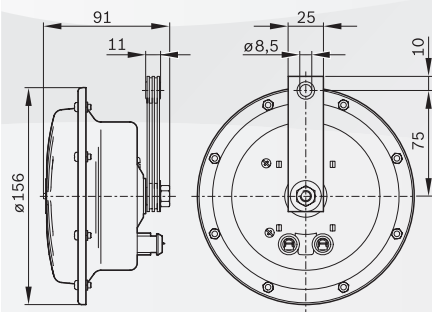
Set consisting of high and low tone 0 320 223 024 and 0 320 223 025

0 320 223 910
Supertone horn with decorative ring for priority vehicles (police, fire-fighting, ambulance etc.)

12		375	silver	Type B	0.95	0 320 223 008
12		500	silver	Type B	0.95	0 320 223 009

¹⁾ Available while stocks last

Megatone



Application range



Penetrating signal tone

- ▶ 118 dB (A) signal tone with long range

Attractive design

- ▶ high-quality chromium-plated protective grill
- ▶ suitable for visible mounting

Maximum functional reliability

- ▶ optimum-quality diaphragm and contact points


Tested quality

- ▶ type-tested under EU directives

Features

	Output W	Frequency Hz Low tone/ High tone	Color	Weight	Part number
Megatone Set consisting of 0 986 AH0 201 and 0 986 AH0 202	48	325/400	silver	1.2	0 986 AH0 203

EC9 – EVO



Application range



Maximum attention

- ▶ soft melodic sound, even over long distances
- ▶ unobstructed forward propagation of sound

Long service life and reliable quality

- ▶ insensitive to rust and stone impacts

Maximum functional reliability

- ▶ fracture-proof and corrosion-free plastic trumpet
- ▶ pressure compensation with microporous Teflon filter
- ▶ vibration-resistant

Powerful tone

- ▶ 110 dB (A) at a distance of 2 meters

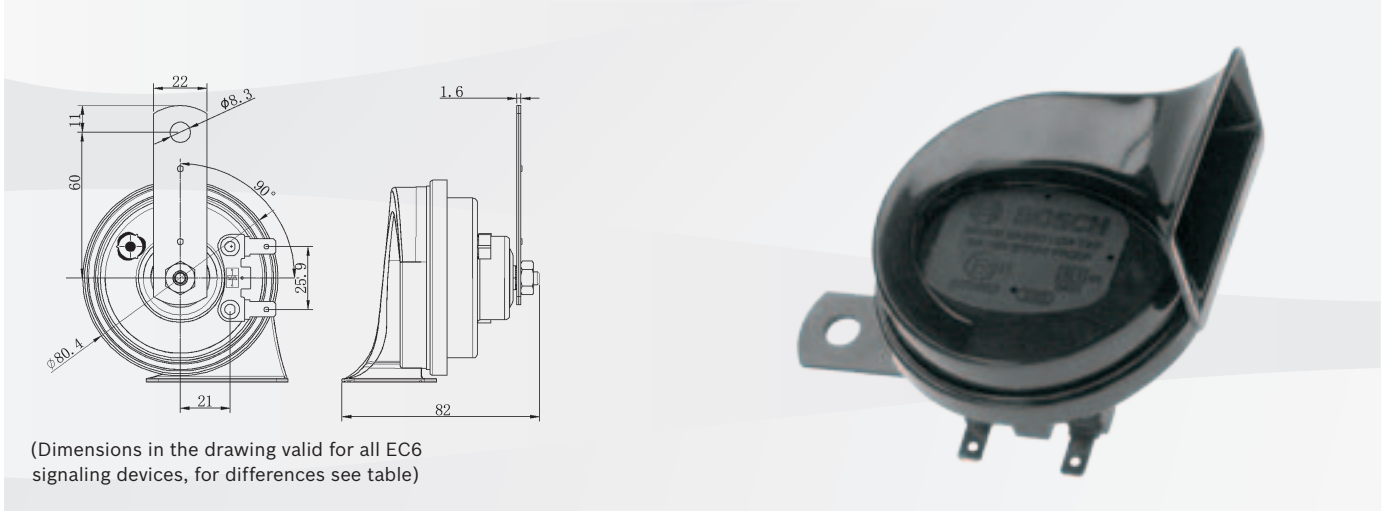
EMC protection included

Approved as per EC and ECE directives

Features

	Weight kg	Part number
Sets		
Set consisting of 6 033 FB2 011 and 6 033 FB2 012	0.62	9 320 335 007

EC6



(Dimensions in the drawing valid for all EC6 signaling devices, for differences see table)

Application range



Maximum attention

- ▶ high volumes achieved in direction of travel

Long service life and reliable quality

- ▶ insensitive to rust and stone impacts

Upright installation

- ▶ upright installation trumpet underneath
- ▶ can be used as replacement for horns
- ▶ particularly suitable for restricted installation conditions

Approved as per EC and ECE directives

EMC protection included

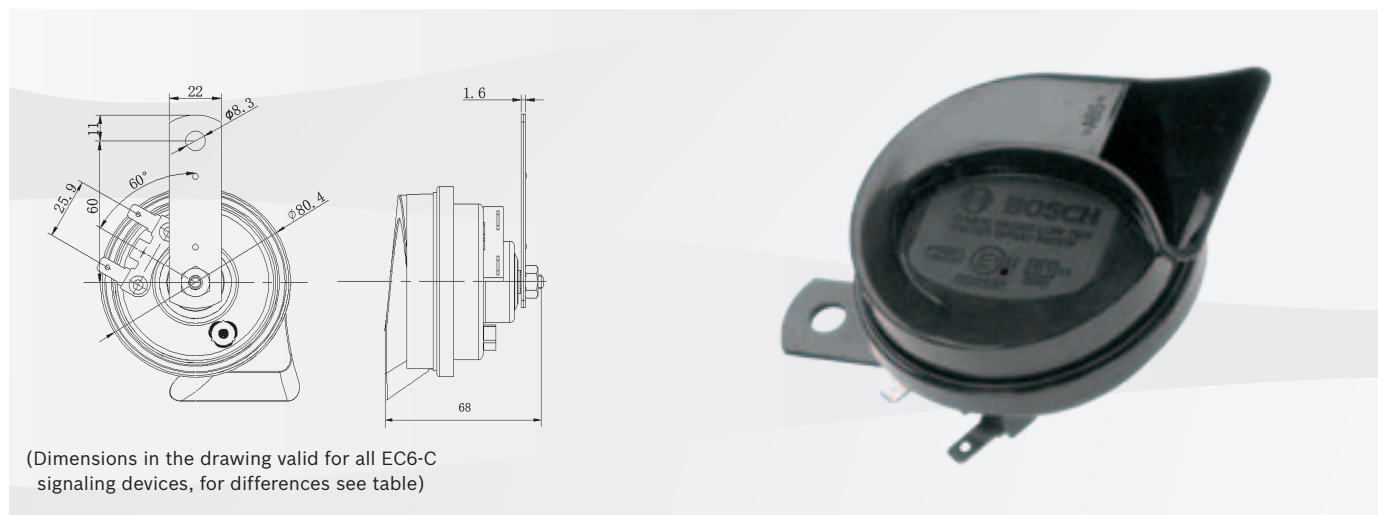
Features

Voltage V	Output W	Frequency Hz	Color	Degrees α	Weight kg	Dimension mm	Part number
Fanfare EC6							
12	60	400	black	90	0.23	86 x 82 x 85	0 986 AH0 741
12	60	500	black	90	0.23	86 x 82 x 85	0 986 AH0 742

Sets EC6

Set consisting of 0 986 AH0 741 and 0 986 AH0 742	0 986 AH0 740
---	----------------------

EC6-C



(Dimensions in the drawing valid for all EC6-C signaling devices, for differences see table)

Application range



Maximum attention

- ▶ high volumes achieved in direction of travel

Long service life and reliable quality

- ▶ insensitive to rust and stone impacts

Upright installation

- ▶ upright installation trumpet underneath
- ▶ can be used as replacement for horns
- ▶ particularly suitable for restricted installation conditions

Approved as per EC and ECE directives

EMC protection included


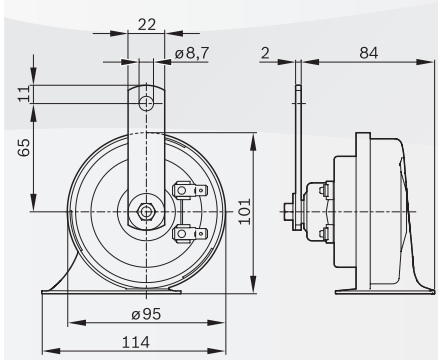
Features

Voltage V	Output W	Frequency Hz	Color	Degrees α	Weight kg	Dimension mm	Part number
Fanfare EC6-C							
12	60	400	black	60	0.24	85 x 68 x 90	0 986 AH0 744
12	60	500	black	300	0.24	85 x 68 x 90	0 986 AH0 745

Sets EC6-C

Set consisting of 0 986 AH0 744 and 0 986 AH0 745	0 986 AH0 743
---	----------------------

Windtone



Application range



Audible safety

- ▶ always a penetrating, pure warning tone even under the toughest of conditions

Long service life and reliable quality

- ▶ optimum-quality diaphragm and contact points

Tested quality

- ▶ approved as per ECE standards

Powerful tone

- ▶ 110 dB (A) at a distance of 2 meters

Features


Voltage V	Output W	Frequency Hz	Color	Part number
Windtone				
12	60	420	black	0 986 AH0 501
12	60	500	black	0 986 AH0 502
12	60	420	red	0 986 AH0 505
12	60	500	red	0 986 AH0 506

Sets

Set consisting of 0 986 AH0 501 and 0 986 AH0 502	0 986 AH0 503 <input type="checkbox"/>
Set consisting of 0 986 AH0 505 and 0 986 AH0 506	0 986 AH0 507 <input type="checkbox"/>

DIY packaging for sales-promoting POS appearance

Compressor fanfare



Application range



Full power of 117 dB (A)

- ▶ effective and harmonious sound in city and rural traffic

The best ratio between size and performance

- ▶ the best acoustic efficiency currently on the market

Compressor included

- ▶ powerful and maintenance-free

Maximum functional reliability

- ▶ impact-proof and weather-resistant plastic trumpet

Fast response time

- ▶ between pressing the horn and hearing the tone

Easy fitting

- ▶ quick installation thanks to two-hole mounting and blade terminal

Features

Voltage V	Output W	Frequency 1 Hz	Frequency 2 Hz	Frequency 3 Hz	a1 mm	a2 mm	a3 mm	Weight kg	Part number
Mini compressor fanfares									
12	240	795	840	–	166	158	–	0.7	0 986 320 003 <input type="checkbox"/>
Two-tone compressor fanfares									
12	240	630	795	–	217	166	–	0.7	0 328 003 024 <input type="checkbox"/>
24	240	630	795	–	217	166	–	0.7	0 328 006 002 <input type="checkbox"/>
Replacement compressor									
12	240								0 986 320 396
24	240								0 986 320 395

DIY packaging for sales-promoting POS appearance

Compressor fanfare Airmaster



Application range



Powerful sound

- ▶ loud noise without a time lag
- ▶ 115 dB (A) at a distance of 2 meters

Electro-pneumatic horn

- ▶ compact shape without connecting hoses
- ▶ integrated compressor

Long service life and dependable quality

- ▶ specially designed air inlet to protect against corrosion and wear

Rapid and simple assembly

- ▶ assembly with just one retaining screw and without connecting hoses

Tested quality

- ▶ approved in acc. with ECE standards

Features

Voltage V	Output W	Frequency 1 Hz	Frequency 2 Hz	a1 mm	a2 mm	a3 mm	Weight kg	Part number
compressor fanfares Airmaster								
12	240	520	660	136	91	115	0.7	0 986 320 400 <input type="checkbox"/>
24	240	520	660	136	91	115	0.7	0 986 320 401 <input type="checkbox"/>

DIY packaging for sales-promoting POS appearance

Compressed-air fanfare



Application range



Maximum attention

- ▶ with penetrating two-tone signal audible over long distances

Long service life and reliable quality

- ▶ insensitive to rust and stone impacts

Attractive design

- ▶ two chromium-plated metal trumpets with black base

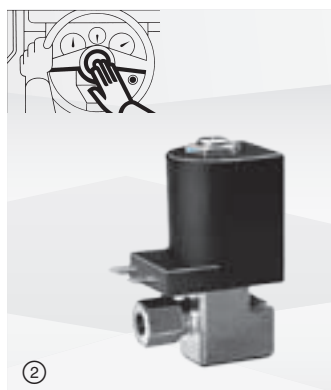

Approved as per German StVZO (FMVSS/CUR) and EC directives

Powerful tone

- ▶ 118 dB (A) at a distance of 2 meters

Secure mounting

- ▶ secured and fixed anchorage using two-point mounting



Features

Pressure range bar	Volume dB (A)	Frequency Hz	Color	Connection	Weight kg	Part number
5 ... 8	118	300 / 320	chromium-plated	for on-board compressor	1.2	0 328 100 002 □

Accessories

Description:	Fitting	Illustration	Part number
Pull valve:	Fitted on roof of driver's cabin. Operated by pulling.	1	1 327 011 004
Electric valve (24V):	Fitted in engine compartment. Operated using existing horn button.	2	1 327 011 002

Spout for horns and fanfares (order separately)

Protects connections against dirt and moisture to increase weather resistance	3	3 340 522 025 ¹⁾
---	---	------------------------------------

□ DIY packaging for sales-promoting POS appearance ¹⁾ Two units must be ordered for horns

Battery charger




Figure	Type	Part number																																
 <p>Battery charger C1</p> 	<p>Nominal specification (primary)</p> <table border="1"> <tr><td>Nominal voltage:</td><td>220–240 V~ 50/60 Hz</td></tr> <tr><td>Cutin current:</td><td>< 50 A</td></tr> <tr><td>Calculation input voltage:</td><td>max. 0.6 A (Effective value)</td></tr> <tr><td>Rated input:</td><td>60 W</td></tr> </table> <p>Nominal specification (secondary)</p> <table border="1"> <tr><td>Calculation voltage:</td><td>12 V</td></tr> <tr><td>Charge voltage:</td><td>14.7 V (±0,25 V)</td></tr> <tr><td>Charging current:</td><td>3.5 A (±10%)</td></tr> <tr><td>Rated current:</td><td>3.5 A</td></tr> <tr><td>Ripple ondulation:</td><td>max. 150 mV</td></tr> <tr><td>Return current:</td><td>< 5 mA (no AC-input)</td></tr> <tr><td>Degree of protection:</td><td>IP 65 (dust-protected, waterproof)</td></tr> <tr><td>Battery type:</td><td>12 V lead-acid battery (EFB, GEL, MF, Open and VRLA)</td></tr> <tr><td>Battery capacity:</td><td>12 V: 5 Ah –120 Ah</td></tr> <tr><td>Noise level:</td><td>< 50 dB</td></tr> <tr><td>Surrounding temperature:</td><td>0 to 40 °C</td></tr> <tr><td>Accessories:</td><td>in scope of delivery</td></tr> </table>	Nominal voltage:	220–240 V~ 50/60 Hz	Cutin current:	< 50 A	Calculation input voltage:	max. 0.6 A (Effective value)	Rated input:	60 W	Calculation voltage:	12 V	Charge voltage:	14.7 V (±0,25 V)	Charging current:	3.5 A (±10%)	Rated current:	3.5 A	Ripple ondulation:	max. 150 mV	Return current:	< 5 mA (no AC-input)	Degree of protection:	IP 65 (dust-protected, waterproof)	Battery type:	12 V lead-acid battery (EFB, GEL, MF, Open and VRLA)	Battery capacity:	12 V: 5 Ah –120 Ah	Noise level:	< 50 dB	Surrounding temperature:	0 to 40 °C	Accessories:	in scope of delivery	<p>0 189 999 01M</p> <p>0 189 999 130</p>
Nominal voltage:	220–240 V~ 50/60 Hz																																	
Cutin current:	< 50 A																																	
Calculation input voltage:	max. 0.6 A (Effective value)																																	
Rated input:	60 W																																	
Calculation voltage:	12 V																																	
Charge voltage:	14.7 V (±0,25 V)																																	
Charging current:	3.5 A (±10%)																																	
Rated current:	3.5 A																																	
Ripple ondulation:	max. 150 mV																																	
Return current:	< 5 mA (no AC-input)																																	
Degree of protection:	IP 65 (dust-protected, waterproof)																																	
Battery type:	12 V lead-acid battery (EFB, GEL, MF, Open and VRLA)																																	
Battery capacity:	12 V: 5 Ah –120 Ah																																	
Noise level:	< 50 dB																																	
Surrounding temperature:	0 to 40 °C																																	
Accessories:	in scope of delivery																																	
<p>Battery charger C3</p> 	<p>Nominal specification (primary)</p> <table border="1"> <tr><td>Nominal voltage:</td><td>220–240 V~ 50/60 Hz</td></tr> <tr><td>Cutin current:</td><td>< 50 A</td></tr> <tr><td>Calculation input voltage:</td><td>max. 0.6 A (Effective value)</td></tr> <tr><td>Rated input:</td><td>60 W</td></tr> </table> <p>Nominal specification (secondary)</p> <table border="1"> <tr><td>Calculation voltage:</td><td>6 V/12 V</td></tr> <tr><td>Charge voltage:</td><td>7.2 V (±0.25 V) 14.4 V (±0.25 V) 14.7 V (±0.25 V)</td></tr> <tr><td>Charging current:</td><td>0.8 A (±10%) 3.6 A (±10%) 3.8 A (±10%)</td></tr> <tr><td>Rated current:</td><td>0.8 A/3.8 A</td></tr> <tr><td>Ripple ondulation:</td><td>max. 150 mV</td></tr> <tr><td>Return current:</td><td>< 5 mA (no AC-input)</td></tr> <tr><td>Degree of protection:</td><td>IP 65 (dust-protected, waterproof)</td></tr> <tr><td>Battery type:</td><td>6 V, 12 V lead-acid battery (AGM, GEL, Open and VRLA)</td></tr> <tr><td>Battery capacity:</td><td>6 V: 1.2-14 Ah/ 12 V: 1.2-120 Ah</td></tr> <tr><td>Noise level:</td><td>< 50 dB(A)</td></tr> <tr><td>Surrounding temperature:</td><td>0 to 40 °C</td></tr> <tr><td>Accessories:</td><td>in scope of delivery</td></tr> </table>	Nominal voltage:	220–240 V~ 50/60 Hz	Cutin current:	< 50 A	Calculation input voltage:	max. 0.6 A (Effective value)	Rated input:	60 W	Calculation voltage:	6 V/12 V	Charge voltage:	7.2 V (±0.25 V) 14.4 V (±0.25 V) 14.7 V (±0.25 V)	Charging current:	0.8 A (±10%) 3.6 A (±10%) 3.8 A (±10%)	Rated current:	0.8 A/3.8 A	Ripple ondulation:	max. 150 mV	Return current:	< 5 mA (no AC-input)	Degree of protection:	IP 65 (dust-protected, waterproof)	Battery type:	6 V, 12 V lead-acid battery (AGM, GEL, Open and VRLA)	Battery capacity:	6 V: 1.2-14 Ah/ 12 V: 1.2-120 Ah	Noise level:	< 50 dB(A)	Surrounding temperature:	0 to 40 °C	Accessories:	in scope of delivery	<p>0 189 999 03M</p> <p>0 189 999 130</p>
Nominal voltage:	220–240 V~ 50/60 Hz																																	
Cutin current:	< 50 A																																	
Calculation input voltage:	max. 0.6 A (Effective value)																																	
Rated input:	60 W																																	
Calculation voltage:	6 V/12 V																																	
Charge voltage:	7.2 V (±0.25 V) 14.4 V (±0.25 V) 14.7 V (±0.25 V)																																	
Charging current:	0.8 A (±10%) 3.6 A (±10%) 3.8 A (±10%)																																	
Rated current:	0.8 A/3.8 A																																	
Ripple ondulation:	max. 150 mV																																	
Return current:	< 5 mA (no AC-input)																																	
Degree of protection:	IP 65 (dust-protected, waterproof)																																	
Battery type:	6 V, 12 V lead-acid battery (AGM, GEL, Open and VRLA)																																	
Battery capacity:	6 V: 1.2-14 Ah/ 12 V: 1.2-120 Ah																																	
Noise level:	< 50 dB(A)																																	
Surrounding temperature:	0 to 40 °C																																	
Accessories:	in scope of delivery																																	



Figure	Type	Part number
	Nominal specification (primary) Nominal voltage: 220–240 V~ 50/60 Hz Cutin current: < 50 A Calculation input voltage: max. 1.2 A (Effective value) Rated input: 135 W	0 189 999 07M
	Nominal specification (secondary) Calculation voltage: 12 V/24 V Charge voltage: 14.4 V/14.7 V (±0.25 V) 13.6 V/16.5 V (±0.25 V) 28.8 V/29.4 V (±2%) Charging current: 1.5 A (±10%) 3.5 A (±10%) 5.0 A (±10%) 7.0 A (±10%) Rated current: 3.5 A/7.0 A Ripple ondulation: max. 150 mV Return current: < 5 mA (no AC-input) Degree of protection: IP 65 (dust-protected, waterproof) Battery type: 12 V, 24 V lead-acid battery (AGM, GEL, Open and VRLA) Battery capacity: 12 V: 14-230 Ah/ 24 V: 14-120 Ah Noise level: < 50 dB(A) Surrounding temperature: 0 to 40 °C Accessories: in scope of delivery	
Accessories  	Hook for mobile application for C1, C3 and C7 0 189 999 130 Wall-holding device for C3 and C7 0 189 999 170 connection terminals for C3 and C7 0 189 999 110 connection cable C3 0 189 999 230 connection cable C7 0 189 999 270	0 189 999 170

Features and Functions














	C1	C3	C7
Batteries	12 V lead acid EFB, GEL Open, VRLA	6 V / 12 V lead acid AGM, EFB, GEL Open, VRLA	12 V / 24 V lead acid AGM, EFB, GEL Open, VRLA
Battery capacity	12 V: 5 Ah–120 Ah	6 V: 1.2 Ah–14 Ah 12 V: 1.2 Ah–120 Ah	12 V: 14 Ah–230 Ah 24 V: 14 Ah–120 Ah
Automatic charge	✓	✓	✓
Trickle charge	✓	✓	✓
Memory function		✓	✓
Regeneration mode			✓
Power unit / Back-up Mode For 12 V equipment: charger placed instead vehicle battery. Keep date while charging of the battery.			✓

Safety Features and Supplies










	C1	C3	C7
Spark protection	✓	✓	✓
Short-circuit / reverse-connect protection	✓	✓	✓
Overheating prevention	✓	✓	✓
Mobile hook	✓	✓	
Wall mount			✓

Cable connectors

Universally applicable








Figure	Design	Contact width mm	Contact thickness mm	For conductor cross section mm ²	Colour	Material/finish*)	Qty. per pack	Part number
	Blade terminal	6.3	0.8	0.5–1.0	red	CuZn/tin-plated	100	8 784 480 010
				1.5–2.5	blue	CuZn/tin-plated	100	8 784 480 011
	Blade terminal	2.8	0.8	0.5–1.0		CuZn/bright	100	7 781 700 006
				0.5–1.0		CuZn/bright	100	7 781 700 007
				0.75–1.5		CuZn/bright	100	7 781 700 008
				1.5–2.5		CuZn/bright	100	7 781 700 010
	Blade terminal with locking lance	6.3	0.8	1.0–1.5		CuZn/tin-plated	100	7 781 700 009
	Blade receptacle	2.8	0.5/0.8	0.5–1.0	red	CuZn/tin-plated	100	1 901 355 866
				0.5–1.0	red	CuZn/tin-plated	100	1 901 355 876
				0.5–1.0	red	CuZn/tin-plated	100	1 901 355 880
				1.5–2.5	blue	CuZn/tin-plated	100	1 901 355 881
				4.0–6.0	yellow	CuZn/tin-plated	50	1 901 355 882
				1.5–2.5	blue	CuZn/tin-plated	50	8 781 355 810
	Blade terminal with isolation	6.3	0.8	0.5–1.0	red	CuZn/tin-plated	50	8 784 478 014
				1.5–2.5	blue	CuZn/tin-plated	50	8 784 478 015
	Blade receptacle	6.3	0.8	0.5–1.0	red	CuZn/tin-plated	50	7 781 700 029
				1.5–2.5	blue	CuZn/tin-plated	50	7 781 700 030
				4.0–6.0	yellow	CuZn/tin-plated	50	7 781 700 031
	Blade receptacle	2.8	0.5/0.8	0.5–1.0		CuZn/bright	100	1 904 478 301
				0.5–1.0		CuZn/bright	100	1 904 478 325
				1.5–2.5		CuZn/bright	100	1 904 478 331
				0.5–1.0		CuZn/bright	100	1 901 355 835
				1.5–2.5		CuZn/bright	100	1 901 355 836
				4.0–6.0		CuZn/bright	100	1 901 355 837
	Blade receptacle	6.3	0.8	1.0–2.5		CuZn/bright	100	8 784 477 008
	Blade receptacle with locking lance	4.8	0.8	0.5–1.5		CuSn/tin-plated	25	1 904 492 016
				0.5–1.0		CuZn/bright	100	1 901 355 968
				1.5–2.5		CuZn/bright	100	1 901 355 975
	Blade receptacle with branch	6.3	0.8	4.0–6.0		CuZn/bright	50	1 901 355 981
				0.5–1.0	red	CuZn/tin-plated	50	1 901 360 820
	Blade receptacle with branch	6.3	0.8	1.5–2.5	blue	CuZn/tin-plated	50	1 901 360 821
	Preductive cover for blade receptable	6.3	0.8		transparent	Polyethylen natur	50	8 790 451 002
	Multiple-blade connector 2-fold	6.3	0.8			CuZn/bright	100	1 901 360 810

*) CuSn = bronze. CuZn = brass



Figure	Design	Contact width mm	Contact thickness mm	For conductor cross section mm ²	Colour	Material/finish *)	Qty. per pack	Part number
	Multiple-blade connector	6.3	0.8			CuZn/bright	50	8 781 360 800
	3-fold							
	Multiple-blade connector	6.3	0.8			CuZn/nickel-plated	50	8 784 479 006
	3-fold							
	Multiple-blade connector	6.3	0.8			CuZn/nickel-plated	50	8 784 479 005
	4 way							
	Flat connector	6.3	0.8			CuZn/tin-plated	50	8 781 360 810
	Pin terminal	Ø 4.0		0.5 – 1.0	red	CuZn/tin-plated	100	8 784 480 000
		Ø 5.0		1.5 – 2.5	blue	CuZn/tin-plated	100	8 784 480 001
	Pin terminal	Ø 4.0		1.5 – 2.5		CuZn/bright	100	7 781 700 014
		Ø 5.0		1.5 – 2.5		CuZn/bright	100	7 781 700 015
	Pin receptacle	Ø 4.0		0.5 – 1.0	red	CuZn/tin-plated	100	8 781 355 000
		Ø 5.0		1.5 – 2.5	blue	CuZn/tin-plated	50	8 781 355 800
	Pin receptacle	Ø 4.5		1.5 – 2.5		CuSn/blank	100	7 781 700 004
	Wire pin sleeve	Ø 1.8		0.5 – 1.0	red	Cu/tin-plated	100	7 781 700 017
				1.5 – 2.5	blue	Cu/tin-plated	100	8 784 480 009
				4.0 – 6.0	yellow	Cu/tin-plated	100	7 781 700 018
	Butt coupling			0.5 – 1.0	red	Cu/tin-plated	100	8 784 485 000
				1.5 – 2.5	blue	Cu/tin-plated	100	8 784 485 001
				4.0 – 6.0	yellow	Cu/tin-plated	50	8 784 485 023
	Multiple butt connector			0.5 – 1.5	blue	Cu/tin-plated	25	8 784 485 024
				4.0	yellow	Cu/tin-plated	25	8 784 485 025

*) CuSn = bronze. CuZn = brass

Cable connectors
universally applicable
 (continued)

Figure	Design	Contact width mm	Contact thickness mm	For conductor cross section mm ²	Colour	Material/finish*)	Qty. per pack	Part number		
	Multiple butt connector			0.5–1.5	red	CuZn/tin-plated	25	7 781 700 027		
				1.5–2.5	blue	CuZn/tin-plated	25	8 784 485 034		
	Wire end ferrule			up to 1.0		Cu/tin-plated	100	8 780 422 000		
				1.0–2.5		Cu/tin-plated	100	7 781 700 019		
				4.0–6.0		CuZn/tin-plated	100	7 781 700 020		
	Spark-plug connector					CuSn/bright	50	8 780 499 002		
	Cable lug	M3		0.5–1.0	red	Cu/tin-plated	100	8 781 353 119		
					1.5–2.5	blue	Cu/tin-plated	100	7 781 700 032	
		M4		0.5–1.0	red	Cu/tin-plated	100	8 781 353 121		
					1.5–2.5	blue	Cu/tin-plated	100	8 781 353 125	
		M5		4.0–6.0	yellow	Cu/tin-plated	50	7 781 700 025		
					0.5–1.0	red	Cu/tin-plated	100	8 781 353 122	
		M6		1.5–2.5	blue	Cu/tin-plated	100	8 781 353 126		
					4.0–6.0	yellow	Cu/tin-plated	100	8 781 353 130	
		M8		0.5–1.0	red	Cu/tin-plated	100	7 781 700 021		
					1.5–2.5	blue	Cu/tin-plated	100	8 781 353 127	
	Open cable lug	M4		0.5–1.0	red	Cu/tin-plated	100	8 781 353 007		
					4.0–6.0	yellow	Cu/tin-plated	50	7 781 700 026	
		M5		1.5–2.5	blue	Cu/tin-plated	100	8 781 353 009		
					4.0–6.0	yellow	Cu/tin-plated	50	8 781 353 008	
		M6		0.5–1.0	red	Cu/tin-plated	100	8 781 353 007		
					4.0–6.0	yellow	Cu/tin-plated	50	8 781 353 007	
		M4		1.5–2.5	blue	Cu/tin-plated	100	8 781 353 000		
					1.5–2.5	blue	Cu/tin-plated	100	8 781 353 001	
			Soldered cable lug	M6		up to 3.0		Cu/tin-plated	5	1 901 353 011
							up to 4.0		Cu/tin-plated	5
					up to 5.0		Cu/tin-plated	5	1 901 353 004	
M8				up to 5.0		Cu/tin-plated	5	1 901 353 005		
					up to 6.0		Cu/tin-plated	5	1 901 353 006	
M10				up to 8.0		Cu/tin-plated	5	1 901 353 007		
					up to 8.0		Cu/tin-plated	5	1 901 353 008	
					up to 10.0		Cu/tin-plated	5	1 901 353 009	
	Claw-type cable lug	M4		0.5–2.5		CuZn/bright	100	8 781 354 002		
					0.5–2.5		CuZn/bright	100	8 781 354 003	
		M5		0.5–2.5		CuZn/bright	100	8 781 354 004		
					0.5–2.5		CuZn/bright	100	8 781 354 005	
		M10		4.0–6.0		CuZn/bright	50	8 781 354 006		

*) CuSn = bronze. CuZn = brass

Figure	Design	Contact width mm	Contact thickness mm	For conductor cross section mm ²	Colour	Material/finish *)	Qty. per pack	Part number
	Single blade terminal	M3	6.3	–		CuZn/bright	100	1 901 020 801
		M4	6.3	–		CuZn/bright	100	1 901 020 802
		M5	6.3	–		CuZn/bright	100	1 901 020 803
	Double blade terminal	M6	6.3	–		CuZn/bright	50	8 784 477 005

*) CuSn = bronze. CuZn = brass

Setbox cable connector set, 175 pcs.

	Design	Contact width mm	For conductor cross section mm ²	Qty.	Part number	
	Blade terminal	6.3	0.5–1.0	10	1 987 532 100	
	Blade terminal	6.3	1.5–2.5	10		
	Blade receptacle	6.3	0.5–1.0	10		
	Blade receptacle	6.3	1.5–2.5	10		
	Cable lug	M3	0.5 -1.0	10		
	Cable lug	M4	0.5–1.0	10		
	Cable lug	M5	0.5–1.0	10		
	Cable lug	M3	1.5–2.5	10		
	Cable lug	M4	1.5–2.5	10		
	Cable lug	M5	1.5–2.5	10		
	Cable lug	M5	4.0–6.0	10		
	Cable lug	M6	4.0–6.0	10		
	Open cable lug	M4	0.5–1.0	10		
	Open cable lug	M5	1.5–2.5	10		
	Open cable lug	M4	4.0–6.0	10		
	Butt coupling			0.5–1.0	10	
	Butt coupling			1.5–2.5	10	
	Butt coupling			4.0–6.0	5	

Line connectors

Universally applicable – High-performance



Universally applicable. High-performance crimp connectors using shrink sleeve techniques with internal coating

Minimum shrinkage temperature: 100 °C

Permanent application temperature range: -55 °C...+125 °C


100% waterproof

Figure	Design	Contact width	For conductor cross section mm ²	Colour	Sleeve diameter expanded mm ²	shrunk mm ²	Qty. per pack	Part number
	Butt coupling		0.1–0.5	white/ transparent	3.7	1.0	25	1 987 532 035
			0.5–1.5	red/ transparent	4.3	1.4	25	1 987 532 000
			1.5–2.5	blue/ transparent	5.0	1.8	25	1 987 532 001
			4.0–6.0	yellow/ transparent	6.5	2.2	25	1 987 532 002
	Cable lug	M4	0.5–1.5	red/ transparent	4.3	1.4	25	1 987 532 003
		M5	0.5–1.5	red/ transparent	4.3	1.4	25	1 987 532 004
		M6	0.5–1.5	red/ transparent	4.3	1.4	25	1 987 532 005
		M8	0.5–1.5	red/ transparent	4.3	1.4	25	1 987 532 006
		M10	0.5–1.5	red/ transparent	4.3	1.4	25	1 987 532 007
	Cable lug	M4	1.5–2.5	blue/ transparent	5.0	1.8	25	1 987 532 008
		M5	1.5–2.5	blue/ transparent	5.0	1.8	25	1 987 532 009
		M6	1.5–2.5	blue/ transparent	5.0	1.8	25	1 987 532 010
		M8	1.5–2.5	blue/ transparent	5.0	1.8	25	1 987 532 011
		M10	1.5–2.5	blue/ transparent	5.0	1.8	25	1 987 532 012
	Cable lug	M4	4.0–6.0	yellow/ transparent	6.5	2.2	25	1 987 532 013
		M5	4.0–6.0	yellow/ transparent	6.5	2.2	25	1 987 532 014
		M6	4.0–6.0	yellow/ transparent	6.5	2.2	25	1 987 532 015
		M8	4.0–6.0	yellow/ transparent	6.5	2.2	25	1 987 532 016
		M10	4.0–6.0	yellow/ transparent	6.5	2.2	25	1 987 532 017
	Open cable lug	M4	0.5–1.5	red/ transparent	4.3	1.4	25	1 987 532 018
		M5	0.5–1.5	red/ transparent	4.3	1.4	25	1 987 532 019
	Open cable lug	M4	1.5–2.5	blue/ transparent	5.0	1.8	25	1 987 532 020
		M5	1.5–2.5	blue/ transparent	5.0	1.8	25	1 987 532 021
	Open cable lug	M5	4.0–6.0	yellow/ transparent	6.5	2.2	25	1 987 532 023

Figure	Design	Contact width mm	Contact thickness mm	For conductor cross section mm ²	Colour	Sleeve diameter expanded mm ²	Sleeve diameter shrunk mm ²	Qty. per pack	Part number
	Blade receptacle	6.3	0.8	0.5–1.5	red/ transp.	6.5	1.4	25	1 987 532 024
		6.3	0.8	1.5–2.5	blue/ transp.	6.5	1.8	25	1 987 532 025
		6.3	0.8	4.0–6.0	yellow/ transp.	6.5	2.2	25	1 987 532 026
	Blade terminal	6.3	0.8	0.5–1.5	red/ transp.	4.3	1.4	25	1 987 532 027
		6.3	0.8	1.5–2.5	blue/ transp.	5.0	1.8	25	1 987 532 028
		6.3	0.8	4.0–6.0	yellow/ transp.	6.5	2.2	25	1 987 532 029

Braided sleeve in dispenser box

Colour: black Length: 10 m Stretch: 1:2 Permanent application temperature range: -55°C...+130°C	Diameter nominal mm	Diameter stretched mm	Part number
	10	15	1 987 532 032
	15	27	1 987 532 033
	25	34	1 987 532 034



Detailed view



Shrink-sleeve sets



Figure	Design	Part number
--------	--------	-------------

Properties of shrink-down tubing: ▶ Flexible
 ▶ Universally applicable
 ▶ Shrink rate 2:1
 ▶ Permanent application temperature range: -55 °C bis 125 °C
 ▶ Minimum shrinking temperature: 110 °C



<p>Shrink-sleeve set, small Internal diameter (mm) 1.2/2.4/4.8/9.5/19.0/38.0 before shrinking Shrink rate: 2:1 Permanent application temperature range: -55 °C...+125 °C Minimum shrinkage temperature: 110 °C</p>	1 987 532 030
---	----------------------



<p>Shrink-sleeve set, large Internal diameter (mm) 1.2/1.6/2.4/3.2/4.8/6.4/9.5/12.7 before shrinking Contents: approx. 30 m (90 ft) Shrink rate: 2:1 Permanent application temperature range: -55 °C...+125 °C Minimum shrinkage temperature: 110 °C</p>	1 987 532 031
--	----------------------



<p>Shrink-sleeve set, with butt coupling as per DIN-VDE-0293-308</p> <table border="1"> <thead> <tr> <th>Colour</th> <th>For conduction cross section mm²</th> <th>Qty.</th> </tr> </thead> <tbody> <tr> <td>transparent</td> <td>0.1–0.5</td> <td>5</td> </tr> <tr> <td>red</td> <td>0.5–1.5</td> <td>5</td> </tr> <tr> <td>blue</td> <td>1.5–2.5</td> <td>20</td> </tr> <tr> <td>yellow</td> <td>4.0–6.0</td> <td>20</td> </tr> </tbody> </table> <p>Thermal-protection shrink-sleeve</p> <table border="1"> <thead> <tr> <th>Length mm</th> <th>Diameter mm</th> <th>Qty.</th> </tr> </thead> <tbody> <tr> <td>70</td> <td>1.6–0,8</td> <td>28</td> </tr> <tr> <td></td> <td>2.4–1.2</td> <td>28</td> </tr> <tr> <td></td> <td>3.2–1.6</td> <td>20</td> </tr> <tr> <td></td> <td>4.8–2.4</td> <td>16</td> </tr> <tr> <td></td> <td>6.4–3.2</td> <td>12</td> </tr> <tr> <td></td> <td>6.4–2.0</td> <td>5</td> </tr> <tr> <td></td> <td>3.2–1.0</td> <td>7</td> </tr> </tbody> </table>	Colour	For conduction cross section mm ²	Qty.	transparent	0.1–0.5	5	red	0.5–1.5	5	blue	1.5–2.5	20	yellow	4.0–6.0	20	Length mm	Diameter mm	Qty.	70	1.6–0,8	28		2.4–1.2	28		3.2–1.6	20		4.8–2.4	16		6.4–3.2	12		6.4–2.0	5		3.2–1.0	7	1 987 532 101
Colour	For conduction cross section mm ²	Qty.																																						
transparent	0.1–0.5	5																																						
red	0.5–1.5	5																																						
blue	1.5–2.5	20																																						
yellow	4.0–6.0	20																																						
Length mm	Diameter mm	Qty.																																						
70	1.6–0,8	28																																						
	2.4–1.2	28																																						
	3.2–1.6	20																																						
	4.8–2.4	16																																						
	6.4–3.2	12																																						
	6.4–2.0	5																																						
	3.2–1.0	7																																						

Cables

Product presentation



Materials and markings

- FL** Vehicle cables
- R** reduced thickness of insulation wall
- Y** PVC insulation
- Sn** Tin-plated conductor
- A** Symmetrical strand layout
- B** Asymmetrical strand layout

Color coding

The cable colors are defined as per DIN 47 002/ DIN IEC 304, short symbols as per IEC 757. The color is controlled by comparison with the RAL color register 840R.

Layout example for copper strands for vehicle cables

Asymmetrical strand layout "B"



Symmetrical strand layout "A"




Strands with a symmetrical layout are used where there are significant requirements for a constant insulation wall thickness (particularly for cables with thin wall insulation).

Example

FL	R	Y	A	0.5 Nominal cross section
				Strand layout
				PVC insulation
				reduced thickness of insulation wall
Vehicle cable				

Vehicle cables




Illustration	Description
<p>FLRY Vehicle cable with thin-wall PVC insulation</p> 	<p>Conductor: Soft-annealed electrolytic copper Cu-ETP1 as per DIN EN 13602, bare. Conductor structure as per ISO 6722.</p> <p>Insulation: Soft PVC with characteristics as per ISO 6722, Class B, lead-free.</p> <p>Special characteristics: Temperature range: -40 °C ... +105 °C (3000 h).</p>

Type Description	Conductor cross section mm ²	Insulation color	Part number 50m rolls
FLRY (Type A and B) Conductor, bare, with plastic insulation	0.35 (Type A)	white	1 987 352 401
		blue	1 987 352 402
		brown	1 987 352 403
		black	1 987 352 404
	0.5 (Type A)	white	1 987 352 405
		yellow	1 987 352 406
		orange	1 987 352 407
		red	1 987 352 408
		blue	1 987 352 409
		green	1 987 352 410
		gray	1 987 352 411
		brown	1 987 352 412
	0.75 (Type B)	black	1 987 352 413
		white	1 987 352 414
		yellow	1 987 352 415
		red	1 987 352 416
		blue	1 987 352 417
		green	1 987 352 418
	1.0 (Type B)	gray	1 987 352 419
		brown	1 987 352 420
		white	1 987 352 421
		yellow	1 987 352 422
		red	1 987 352 423
	1.5 (Type B)	blue	1 987 352 424
		green	1 987 352 425
		black	1 987 352 426
		white	1 987 352 427
		yellow	1 987 352 428
red		1 987 352 429	
purple		1 987 352 430	
blue		1 987 352 431	
green		1 987 352 432	
gray		1 987 352 433	
brown	1 987 352 434		
black	1 987 352 435		

Vehicle cables

Type Description	Conductor cross section mm ²	Insulation color	Part number
FLRY (Type B) Conductor, bare, with plastic insulation	2.5 (Type B)	white	50m rolls 1 987 352 436
		yellow	1 987 352 437
		red	1 987 352 438
		blue	1 987 352 439
		green	1 987 352 440
		gray	1 987 352 441
		brown	1 987 352 442
		black	1 987 352 443

Type Description	Conductor cross section mm ²	Insulation color	Part number	Part number
FLRY (Type B) Conductor, bare, with plastic insulation	4.0 (Type B)	white	200m rolls 5 998 340 049	50m rolls 1 987 352 444
		red	5 998 340 036	1 987 352 445
		blue	5 998 340 039	1 987 352 446
		brown	5 998 340 042	1 987 352 447
		black	5 998 340 044	1 987 352 448

Illustration	Description
<p>FLY Vehicle cable with PVC insulation</p> 	<p>Conductor: Soft-annealed electrolytic copper Cu-ETP1 as per DIN EN 13602, bare. Conductor structure as per ISO 6722.</p> <p>Insulation: Soft PVC with characteristic as per ISO 6722, Class B, lead-free.</p> <p>Special characteristics: Cables with cross sections >6 mm² can be used as battery cables. Temperature range: -40 °C ... +90 °C (3000 h).</p>

Type Description	Conductor cross section mm ²	Insulation color	Part number	Part number
FLY Conductor, bare, with plastic insulation	0.75	white	100m rolls 5 998 343 068	50m rolls 1 987 352 501
		yellow	5 998 343 081	1 987 352 502
		red	5 998 343 092	1 987 352 503
		blue	5 998 343 111	1 987 352 504
		green	5 998 343 124	1 987 352 505
		gray	5 998 343 137	1 987 352 506
		brown	5 998 343 145	1 987 352 507
		black	5 998 343 153	1 987 352 508
	1.00	red	5 998 343 016	1 987 352 509
		green	5 998 343 019	1 987 352 510
		brown	5 998 343 020	1 987 352 511
		black	5 998 343 021	1 987 352 512

Cables (continued)




Type Description	Conductor cross section mm ²	Insulation color	Part number	
			100m rolls	50m rolls
FLY Conductor, bare, with plastic insulation	1.5	white	5 998 343 071	1 987 352 513
		yellow	5 998 343 022	1 987 352 514
		red	5 998 343 023	1 987 352 515
		blue	5 998 343 024	1 987 352 516
		green	5 998 343 027	1 987 352 517
		gray	5 998 343 028	1 987 352 518
		brown	5 998 343 029	1 987 352 519
		black	5 998 343 030	1 987 352 520
		yellow/red	5 998 343 085	1 987 352 521
		gray/red	5 998 343 185	1 987 352 522
		gray/black	5 998 343 186	1 987 352 523
		white/black	5 998 343 079	1 987 352 524
		black/red	5 998 343 187	1 987 352 525
		black/green	5 998 343 165	1 987 352 526
	2.5	white	5 998 343 050	1 987 352 527
		yellow	5 998 343 183	1 987 352 528
		red	5 998 343 001	1 987 352 529
		blue	5 998 343 031	1 987 352 530
		green	5 998 343 034	1 987 352 531
		gray	5 998 343 035	1 987 352 532
		brown	5 998 343 036	1 987 352 533
		black	5 998 343 002	1 987 352 534
	4.0	yellow	5 998 343 184	1 987 352 535
		red	5 998 343 097	1 987 352 536
		black	5 998 343 157	1 987 352 537


Type Description	Conductor cross section mm ²	Insulation color	Packaging unit	Part number
			m	
FLY Conductor, bare, with plastic insulation	6.0	red	50	5 998 343 189
		blue	50	5 998 343 190
		black	50	5 998 343 196
	10.0	red	50	5 998 343 188
		black	50	5 998 343 191
		black	50	5 998 343 192
	25.0	black	50	5 998 343 193

Type Description	Conductor cross section mm ²	Insulation color	Packaging unit	Part number
			m	
FLY Conductor, bare, with plastic insulation	35.0	black	25	5 998 343 194
	50.0	black	25	5 998 343 195
	70.0	black	25	5 998 343 197




Illustration	Description
<p>FLYY-F Plastic hose for vehicles</p> <p>Illustration shows the 3-core cable</p> 	<p>Conductor: Soft-annealed electrolytic copper Cu-ETP1 as per DIN EN 13602, bare. Conductor structure as per ISO 6722.</p> <p>Insulation / Sheath: Soft PVC with characteristics as per ISO 6722, Class B, lead-free.</p> <p>Special characteristics: Sheathed cable in circular (single core) and flat (multiple core) design.</p>

Type Description	Number of cores x nominal cross section mm ²	Sheath wall-thickness specified value mm	Insulation color	Packaging unit m	Part number
FLYY-F	1 x 1.5	0.6	black	50	5 998 351 003
	1 x 2.5	0.6	black	50	5 998 351 004
	2 x 1.5	0.6	black/red	50	5 998 351 101
	3 x 1.5	0.6	black	50	5 998 351 105

Illustration	Description
<p>FLYY Plastic sheathed cable for vehicles</p> <p>Illustration shows the 7-core cable</p> 	<p>Conductor: Soft-annealed electrolytic copper Cu-ETP1 as per DIN EN 13602, bare. Conductor structure as per ISO 6722, stranded cores.</p> <p>Insulation / Sheath: Soft PVC with characteristics as per ISO 6722, Class B, lead-free.</p>

Type Description	Number of cores x nominal cross section mm ²	Core colors ¹⁾	Color of sheath	Packaging unit m	Part number
FLYY	5 x 1.5	ge, ws, gn, br, sw	black	50	5 998 352 013
	7 x 1.5	ge, bl, ws, gn, br, rt, sw	black	25	5 998 352 018
	8 x 1.5	ge, bl, ws, gn, br, rt, sw, vi	black	25	5 998 352 021

Illustration	Description
<p>FLYZ PVC twin cable</p> 	<p>Conductor: Soft-annealed electrolytic copper Cu-ETP1 as per DIN EN 13602, bare. Conductor structure as per ISO 6722.</p> <p>Insulation: Soft PVC with characteristics as per ISO 6722, Class B, lead-free.</p> <p>Special characteristics: Suitable for use as speaker cable. Temperature range: -40°C ... +105°C (3000 h).</p>

Type Description	Number of cores x nominal cross section mm ²	Insulation color ¹⁾	Packaging unit m	Part number
FLYZ	2 x 0.75	brown/brown-red	50	7 781 999 939
	2 x 1.50	black	50	7 781 999 950

¹⁾ Colors: ge = yellow, bl = blue, ws = white, gn = green, br = brown, rt = red, sw = black, gnge = green/yellow, hbl = light blue, vi = purple


Cables (continued)




Illustration	Description
<p>XYMHY-O FLYY 9 x 1.5 + 4 x 2.5 (fine-wire copper cable with light plastic insulation)</p>	<p>Conductor: Cu wire, bare, Cu ETP 1 as per EN 13602, stranded cores. Insulation: PVC, lead-free.</p>

Type Description	Cores	Conductor structure nom. mm	Cross section nom. mm ²	Color of sheath	Packaging unit m	Part number
XYMHY-O	1, 2, 4, 5, 6, 7, 8, 11, 12	30 x 0.25	1.5	black	25	1 987 352 005
	3, 9, 10, 13	50 x 0.25	2.5			

Industrial cables

Illustration	Description
<p>H 05 RR-F Light rubber sheathed cable</p> <p>Illustration shows the 4-core cable</p> 	<p>Conductor: Fine-wire copper cable with light rubber insulation, stranded cores. Insulation / Sheath: Rubber compound as per VDE 0282. Special characteristics: Nominal voltage U_0/U: 300 V/500 V.</p>


Type Description	Number of cores x nominal cross section mm ²	Core colors ¹⁾	Color of sheath	Packaging unit m	Part number
H 05 RR-F	2 x 0.75	br, hbl	black	50	6 244 001 203
	2 x 1.50	br, hbl	black	50	6 244 001 205
	3 x 1.50	gnge, br, hbl	black	50	6 244 002 305
	4 x 1.50	gnge, sw, hbl, br	black	50	6 244 002 405

Illustration	Description
<p>H 05 VV-F Medium PVC sheathed cable</p> <p>Illustration shows the 4-core cable</p> 	<p>Conductor: Fine-wire copper cable with plastic insulation, individual wires bare, stranded cores. Insulation: Thermoplastic PVC, lead-free.</p>

Type Description	Number of cores x nominal cross section mm ²	Core colors ¹⁾	Color of sheath	Packaging unit m	Part number
H 05 VV-F	2 x 1.50	br, hbl	black	50	6 254 011 205
	3 x 1.50	gnge, br, hbl	black	50	6 254 012 305
	4 x 0.75	gnge, sw, hbl, br	black	50	6 254 012 403
	4 x 1.50	gnge, sw, hbl, br	black	50	6 254 012 405


¹⁾ Colors: ge = yellow, bl = blue, ws = white, gn = green, br = brown, rt = red, sw = black, gnge = green/yellow, hbl = light blue, vi = purple

Industrial cables

Illustration	Description
<p>H 07 RN-F Heavy rubber sheathed cable</p> <p>Illustration shows the 5-core cable</p> 	<p>Conductor: Fine-wire copper cable with rubber insulation, individual wires tin-plated or bare, stranded cores.</p> <p>Insulation / Sheath: Rubber compound as per VDE 0282.</p> <p>Special characteristics: Nominal voltage U_0/U: 300 V/500 V. For connection of commercial tools, equipment and machinery. The cables are suitable for fixed installation e.g. on construction sites.</p>

Type Description	Number of cores x nominal cross section mm ²	Core colors ¹⁾	Color of sheath	Packaging unit m	Part number
H 07 RN-F	3 x 1.5	gnge, br, hbl	black	50	6 259 002 305
	3 x 2.5	gnge, br, hbl	black	50	6 259 002 306
	4 x 1.5	gnge, sw, hbl, br	black	50	6 259 002 405
	4 x 2.5	gnge, sw, hbl, br	black	50	6 259 002 406
	5 x 2.5	gnge, sw, hbl, br, gr	black	50	6 259 002 506

¹⁾ Colors: ge = yellow, bl = blue, ws = white, gn = green, br = brown, rt = red, sw = black, gnge = green/yellow, hbl = Light blue, vi = purple, gr = grey

Illustration	Description
<p>H 01 N2-D Single-core cable</p> 	<p>Conductor: Ultra-fine-wire copper cable, bare.</p> <p>Insulation / Sheath: Sheath oil-resistant and not-flammable.</p> <p>Special characteristics: Nominal voltage: 200 V. Can be used for welding equipment in industry, e.g. automotive engineering, and for commercial electrodes, e.g. in workshops or on construction sites.</p>

Type Description	Nominal cross section mm ²	Color of sheath	Packaging unit m	Part number
H 01 N2-D	16	black	50	6 168 910 161
	25	black	50	6 168 910 251
	35	black	25	6 168 910 351
	50	black	25	6 168 910 501
	70	black	25	6 168 910 701
	95	black	25	6 168 910 951


Accessories

Accessories for general use



Cable ties

Dimensions mm	Pack Qty.	Part number black	Part number transparent
390 x 4.8	100	1 987 352 011	7 781 999 596
203 x 4.8	100	1 987 352 010	7 781 999 592
150 x 3.6	100	1 987 352 009	7 781 999 593
102 x 2.5	100	1 987 352 008	7 781 999 594



Mounting plates for cable ties

For securing wiring harness, self-adhesive. Colour white. Dimensions: 28 x 28 mm

Design	Part number
25 pack qty., screw type	7 781 999 595

Plug-in connectors

13-pole 12 V Plug-in connector ISO 11446

Application

This Plug-in connector is used for the electrical connection between the towing vehicle and the trailer.

Technical data

The Plug-in connector complies with ISO 11446. Tests were carried out in compliance with ISO 4091.

Contact allocation

Plug-in connector N-type according to ISO 1724

Contact no.	Colour	mm ²	Circuit for
1	yellow	1.5	Left-hand direction indicator light
2	blue	1.5	Rear fog light
3 ¹⁾	white	2.5	Earth (for circuit to contact no. 1 bis 8)
4	green	1.5	Right-hand direction indicator light
5	brown	1.5	Right-hand rear position and marker lights, and rear registration-plate illuminating device ²⁾
6	red	1.5	Stop-lights
7	black	1.5	Left-hand rear position and marker lights, and rear registration-plate illuminating device ¹⁾
8	pink	1.5	Reversing light
9	orange	2.5	Power supply (permanent positive)
10	grey	2.5	Power supply (controlled by ignition switch)
11 ¹⁾	white/black	2.5	Earth (for circuit to contact no. 10)
12	–	1.5	Reserved for future allocation
13 ¹⁾	white/red	2.5	Earth (for circuit to contact no. 9)

¹⁾ The three earth cables shall not be connected electrically in the trailer

²⁾ The rear registration-plate illuminating device shall be connected in such that no lamp of the device has a common connection with either contact 5 or 7

7-pole 12 V Plug-in connector ISO 1724/ISO 3732

Application

This Plug-in connector is used for the electrical connection between the towing vehicle and the trailer.

Technical data

The N-type is normed in ISO 1724. The S-type is colour coded in white and corresponds to ISO 3732. The tests were carried out in accordance with ISO 1724 and ISO 3732.

Contact allocation

Plug-in connector N-type according to ISO 1724

Contact no.	Core insulation colour (for information)	mm ²	Circuit for
1 / L	yellow	1.5	Left-hand direction indicator light
2 / 54g	blue	1.5	Rear fog light
3 / 31	white	2.5	Earth
4 / R	green	1.5	Right-hand direction indicator light
5 / 58R	brown	1.5	Right-hand rear position and marker lights, and rear registration-plate illuminating device ¹⁾
6 / 54	red	1.5	Stop-lights
7 / 58L	black	1.5	Left-hand rear position and marker lights, and rear registration-plate illuminating device ¹⁾

Plug-in connector S-type according to ISO 3732

1	yellow	1.5	Reversing light ²⁾
2		1.5	Reserved for future allocation
3	white	2.5	Earth (for circuit to contact no. 4)
4	green	2.5	Power supply (permanent positive)
5	brown	1.5	No allocation
6	red	2.5	Power supply (controlled by ignition switch)
7	black	2.5	Earth (for circuit to contact no. 6)

¹⁾ The rear registration-plate illuminating device shall be connected in such a manner that no lamp of such a device has a common connection with both contacts 2 and 6

²⁾ The earth for the circuit of this contact will normally be by contact no. 3 of the 12N connector according to ISO 1724

Plugs, sockets

Plugs and sockets for trailer connection (12 V program)

Figure	Designation	Description	Part number
	Trailer plug, 4-pole	Plastic, 12 V, for narrow-track towing vehicle, commercial vehicles, as additional plug-connection cable	0 352 140 001
	Socket (trailer), 4-pole	Plastic, 12 V, for narrow-track towing vehicle, commercial vehicles, as additional plug-connection cable	0 352 040 002
	Trailer plug, 7-pole	Metal, 12 V, for cars, connecting to ISO 1724, N-version	0 352 170 004
	Socket (trailer), 7-pole	Metal, 12 V, for cars, connecting to ISO 1724, N-version	0 352 070 011
	Socket (trailer), 7-pole	Switch-off contact, plastic, 12 V, for cars, with switch-off contact for fog warning lamp of towing vehicle when trailer plug is inserted	0 986 352 028
	Socket (trailer), 7-pole	Switch-off contact, plastic, 12 V, for cars, with switch-off contact for fog warning lamp of towing vehicle when trailer plug is inserted, with sheet-metal panel, sealing ring	0 986 352 820
	Trailer plug, 7-pole	For cars, connecting to ISO 1724, N-version	0 352 170 003
	Trailer plug, 7-pole	Folding plug, 12 V, for cars, connecting to ISO 1724, N-version	0 986 352 816

Plugs and sockets for trailer connection (12 V program)

Figure	Designation	Description	Part number
	Socket (trailer), 7-pole	Switch-off contact, plastic, 12 V, for cars, with switch-off contact for fog warning lamp of towing vehicle when trailer plug is inserted	0 986 352 029
	Socket (trailer), 7-pole	Switch-off contact, plastic, 12 V, for cars, with switch-off contact for fog warning lamp of towing vehicle when trailer plug is inserted, with sheet-metal panel and seal	0 986 352 819
	Socket (trailer), 7-pole	Switch-off contact, plastic, 12 V, for cars, with switch-off contact for fog warning lamp of towing vehicle when trailer plug is inserted	0 986 352 817
	Trailer plug, 13-pole	Plastic, 12 V, for cars, standard DIN/ISO 11446	0 986 352 814
	Socket (trailer), 13-pole	Plastic, 12 V, for cars, standard DIN/ISO 11446	0 986 352 026
	Short adapter	Plastic, 12 V, for connecting 7-pole and 13-pole, without cable	0 986 352 813
	Parking socket, 13-pole	Plastic, 12 V, to protect against dust and splashwater, for unplugged trailer plugs	0 986 352 030








Plugs, sockets (continued)

Figure	Designation	Description	Part number
Standard sockets			
	Surface-mounted standard socket	With blade terminal 6.3 mm, fitting for standard and universal sockets, max. 16 A/12–24 V, TÜV tested and controlled, with contacts as per ISO 4165	0 986 352 006
	Surface-mounted standard socket, housing 2-pole	12 A at 6–24 V, housing (aluminum), socket (plastic), 2 holes, Ø 4,5mm, hole spacing 46 mm, screw terminal for wire and ferrules	0 352 221 001
	Panel-mounted standard socket, 2-pole	12 A at 6–24 V, housing (aluminum), socket (plastic), with hexagonal nut M18x1, SW 22, 1 screw terminal (+)	0 352 222 008
	Panel-mounted standard socket, 2-pole	12 A at 6–24 V, housing (aluminum), socket (plastic), hinged cover olive green, with hexagonal nut M18x1, SW 22, 1 screw terminal (+)	0 352 222 009
	Panel-mounted standard socket to DIN	With 6.3 mm flat connection, secured with hexagon nut, suitable for standard and universal plugs, max. 16 A/1–24 V, TÜV tested and monitored, complies with DIN ISO 4165, installation aperture 18 mm	0 986 352 007
	Panel-mounted standard socket to DIN	With cover, with 6.3 mm flat connection, cover protects against dust and splashed water, secured with hexagon nut, suitable for standard and universal plugs, max. 16 A/1–24 V, TÜV tested and monitored, complies with DIN ISO 4165, installation aperture 18 mm	0 986 352 804
	Hinged cover	For panel-mounted standard socket, olive green	1 350 500 012
	Hinged cover	For panel-mounted standard socket, black (Lupolen)	1 350 500 001


Figure	Designation	Description	Part number
--------	-------------	-------------	-------------









Universal plugs for standard socket and cigar lighter socket

	Standard plug	For standard socket, 10 A at 6–24 V, black housing, straight, 2 screw terminals	0 986 352 000
	Standard plug	For standard socket and cigar lighter socket, 8 A at 6–24 V, black housing, straight, 2 screw terminals, with adapter	0 986 352 015
	Standard plug	For standard socket and cigar lighter socket, 8 A at 6–24 V, black housing, straight, 2 screw terminals, with adapter, fuse protection up to 8 A with ceramic or glass fuse	0 986 352 016
	Standard plug	As 0 986 352 016, with green LED function display	0 986 352 812
	Universal plug	For standard socket and cigar lighter socket, 8 A at 6–24 V, black housing, offset, 2 screw terminals, with adapter, fuse protection up to 8 A, the front and rear of the plug housing can be rotated with respect to each other while at the same time pivoting through 0–70°	0 986 352 818






Extension cable for standard socket and cigar lighter socket

	Extension cable	8 A at 12–24 V, spiral cable (2x0.75 mm ²) with safety universal plug (fuse 8 A integrated) and connection (inner Ø 21 mm), length 0.6 to 3.0 m	0 986 352 826
---	------------------------	---	----------------------

Plugs, sockets (continued)

Figure	Designation	Description	Part number
Socket outlet and plug, 2-pole (DIN/ISO 14690)			
	Integral socket, 2-pole	16 A at 6–42 V, housing made of aluminum, captive screw cover with gasket, screw terminals for cable lug M3, 3 holes, Ø 5.5 mm, hole circle Ø 49 mm	0 352 220 001
	Plug	16 A at 6–42 V, housing made of aluminum, including captive union nut, strain relief and protective cable sleeve for cable Ø 6–12 mm, screw terminals for wire end ferrules up to Ø 3 mm, with protection cap	0 352 320 001
Special accessories			
	Adapter cable	8 A to 12–24 V, standard plug according to ISO 4165 and connection (inner Ø 21 mm), length: 0.25 m	0 986 352 824
	Adapter for universal plug	To adapt universal plugs to cigar lighter socket	1 987 352 126
	AC mains socket	With screw thread, for operation of additional equipment in cars, boats and caravans, 20 A load capacity with cable cross-section 2.5 mm ² , 2,15 A load capacity with cable cross-section 1.5 mm ² , internal diameter: 22 mm, installation aperture: 27.8 mm	0 986 352 100
	Coupling	For setting up individual extensions to supply power to electrical equipment and lights, max. 16 A /12–24 V, with contacts complying with DIN ISO 4165	0 986 352 128

Car fuses

Figure	Version	Rated current A	Colour	Qty. per bulk pack	Dimensions mm	Part number
	Torpedo fuses (6 x 25 mm), as per DIN 72581/1	5	yellow	100		1 904 520 015
		8	white	100		1 904 520 016
		16	red	100		1 904 520 018
		25	blue	100		1 904 520 017
	For diesel vehicles as per DIN 72581/2	30	grey	50		1 191 017 004
		50	grey	25		1 191 017 005
		80	grey	50		1 191 017 003
		100	grey	10		1 191 017 006
	Glas fuses	2	clear	25	5 x 20	1 904 521 441
		3.15	clear	25	5 x 20	1 987 529 011
		5	clear	25	6.35 x 32	1 987 529 901
		6,3	clear	25	6.35 x 32	1 904 522 750
		10	clear	25	6.35 x 32	1 987 529 902
		15	clear	25	6.35 x 32	1 987 529 903
		20	clear	25	6.35 x 32	1 987 529 904
		25	clear	25	6.35 x 32	1 987 529 905
	Screw locking element Midi (small), as per ISO 8820-5 For BMW, VAG, FORD, Daimler, Renault, Chrysler, Hyundai, KIA, Porsche High current fuse for agricultural machinery manufacturers etc. Screw in fuse with 32 V rated voltage for protection of high current wiring. Transparent cover for easy identification of blown fuses. Fuses are installed between the battery and the starter or alternator, for example.	30	orange	25		1 987 531 018
		40	green	25		1 987 531 017
		50	red	25		1 987 531 016
		60	yellow	25		1 987 531 014
		70	brown	25		1 987 531 013
		80	white	25		1 987 531 012
		100	blue	25		1 987 531 011
		125	pink	25		1 987 531 010
		200	violet	25		1 987 531 008
	Screw locking element Mega , as per ISO 8820-5 For BMW, VAG, FORD, Daimler, Renault, Chrysler, Hyundai, KIA, Porsche Screw in fuses with 32 V rated voltage for protection of high current wiring. Transparent cover for easy identification of blown fuses. Fuses are installed between the battery and the starter or alternator, for example.	100	yellow	10		1 987 531 000
		125	green	10		1 987 531 001
		150	orange	10		1 987 531 002
		175	white	10		1 987 531 003
		200	blue	10		1 987 531 004
		225	brown	10		1 987 531 005
		250	pink	10		1 987 531 006
		300	grey	10		1 987 531 007

Car fuses (continued)

Figure	Version	Rated current A/V	Color	Qty. per bulk pack	Part number
	<p>Fuses Low Profile Mini Low profile mini fuses provide similar performance features as standard mini fuses. Designed for open terminals and forked contacts, eliminating the need for additional contact bushing. The low overall height also provides additional weight and material savings. Used in Japanese vehicles.</p>	2/58 3/58 4/58 5/58 7.5/58 10/58 15/58 20/58 25/58 30/58	grey violet pink light brown brown red blue yellow white green	10 10 10 10 10 10 10 10 10 10	1 987 529 041 1 987 529 042 1 987 529 043 1 987 529 044 1 987 529 045 1 987 529 046 1 987 529 047 1 987 529 048 1 987 529 049 1 987 529 077
	<p>Mini flat connection fuses, as per DIN 72581-3, ISO 8820-2 Rapidly becoming the new standard for circuit protection in vehicles. Their compact size enables more circuits to be protected with less space required. Transparent housing for easy identification of blown fuses. Excellent reliability.</p>	2 3 4 5 7.5 10 15 20 25 30	grey violet pink beige brown red blue yellow neutral green	50 50 50 50 50 50 50 50 50 50	1 987 529 025 1 987 529 026 1 987 529 027 1 987 529 028 1 987 529 029 1 987 529 030 1 987 529 031 1 987 529 032 1 987 529 033 1 987 529 034
	<p>Standard flat connection fuses, as per DIN 72581-3, ISO 8820-2 These fuses have become the standard circuit protection for domestic and international passenger cars and trucks. They are easy to identify and replace and can be specified for a wide range of applications in the low voltage range.</p>	3 4 5 7.5 10 15 20 25 30 40	violet pink beige brown red blue yellow neutral green orange	100 100 100 100 100 100 100 100 100 100	1 904 529 901 1 904 529 902 1 904 529 903 1 904 529 904 1 904 529 905 1 904 529 906 1 904 529 907 1 904 529 908 1 904 529 909 1 987 529 036
	<p>Flat connection fuses, as per DIN 72581-3, ISO 8820-2 Standard fuse in maxi design. Transparent housing for easy identification of blown fuses.</p>	20 30 40 50 60 70 80 100	yellow green orange red blue brown white violet	5 5 5 5 5 5 5 5	1 987 529 018 1 987 529 019 1 987 529 020 1 987 529 021 1 987 529 022 1 987 529 023 1 987 529 039 1 987 529 040



Figure	Version	Rated current A/V	Color	Qty. per bulk pack	Part number
	Blister (Mini)	1x5		10	1 987 529 080
	Blister (Norm)	1x7.5		10	1 987 529 081
	Blister (Low profile)	1x25		10	1 987 529 082
		1x30			
		2x10			
		2x15			
	Blister (Mini)	1x5		10	1 987 529 038
	Blister (Norm)	1x7.5		10	1 987 529 037
	Blister (Low profile)	1x25		10	1 987 529 078
		1x30			
		2x10			
		2x15			
	AS series male fuses	20/32	blue	5	1 987 529 062
	Delay fuses with highly temperature resistant housing. Used in Japanese, European, American, and Korean vehicles.	30/32	pink	5	1 987 529 063
		40/32	green	5	1 987 529 064
		50/32	red	5	1 987 529 065
		60/32	yellow	5	1 987 529 066
	B series male fuses	30/32	pink	5	1 987 529 068
	Delay fuses with highly temperature resistant housing. Used in Japanese, European, American, and Korean vehicles.	40/32	green	5	1 987 529 069
		50/32	red	5	1 987 529 070
		60/32	yellow	5	1 987 529 071
		70/32	brown	5	1 987 529 072
		80/32	black	5	1 987 529 073
		100/32	blue	5	1 987 529 074
		120/32	white	5	1 987 529 075
	140/32	dark-red	5	1 987 529 076	

Car fuses (continued)





Figure	Version	Rated current A/V	Color	Qty. per bulk pack	Part number
	<p>J series fuses With longer time delay, lower voltage drop and better resistance to make currents, they are particularly well suited for circuits with high currents. Used in Japanese, European, American, and Korean vehicles.</p>	20/32	light blue	5	1 987 529 056
		25/32	white	5	1 987 529 057
		30/32	pink	5	1 987 529 058
		40/32	green	5	1 987 529 059
		50/32	red	5	1 987 529 060
		60/32	yellow	5	1 987 529 061
	<p>Low profile J series fuses Low profile fuses offer similar performance features to the standard J fuses. The low total height allows the use of shorter blade terminals and saves on space and weight. Used in Japanese, European, American, and Korean vehicles.</p>	20/58	light blue	5	1 987 529 050
		25/58	white	5	1 987 529 051
		30/58	pink	5	1 987 529 052
		40/58	green	5	1 987 529 053
		50/58	red	5	1 987 529 054
		60/58	yellow	5	1 987 529 055

Setbox
Flat connection fuses (251 pcs.), as per DIN 72581-3


	Description	Nominal voltage A	Qty.	Part number
	Mini flat connection fuses	3	5	1 987 529 079
		5	15	
		7.5	15	
		10	30	
		15	30	
		20	30	
	Standard flat connection fuses	25	15	
		30	15	
		3	5	
		5	10	
		7.5	10	
		10	15	
	Maxi flat connection fuses	15	15	
		20	15	
		25	10	
		30	10	
		30	2	
		40	2	
	50	1		
	60	1		

Fuse holder and accessories

Figure	Description	Connection	Rated current	Included fuses Part number	Part number
	Double, for cylindrical fuses Fastening: 2 holes, Ø 5.3 mm hole spacing 55 mm	Screw terminal	1 x 25 A	1 351 017 010	0 354 120 003
			1 x 50 A	1 191 017 005	
			2 x 50 A	1 191 017 005	0 354 120 004
			2 x 80 A	1 191 017 003	0 354 120 005
					0 354 120 006
	For 3 flat fuses Fastening: 2 holes, Ø 6.4 mm hole spacing 112 mm	Screw terminal	1 x 50 A	1 191 017 005	0 354 130 003
			1 x 80 A	1 191 017 003	
			1 x 100 A	1 191 017 006	

Spare cover for fuse boxes


Part number
Fuse box
0 354 120 003
0 354 120 004
0 354 120 005
0 354 130 003

Figure	Description	Conductor cross section mm ²	Color	Material / finish *)	Qty. per pack	Part number
	Fuse holder for connection fuses	0.5 – 1.5	blue	CuZn/brass / bright	6	8 781 324 028

*) CuZn = brass

Universal switches

For wipers, signal equipment, fog lamps, power-window drives etc.




1

1 Lever switch
Change-over switch (two-way contact with neutral position)

Switching capacity: 48 W/24 V.
 Fastening: with knurled nut M 12 x 1.
 Fitting: Ø 12.5 mm. For wall thicknesses up to 3 mm.
 Connection: screw terminals.

0 986 340 100




2

2 Lever switch
On-off switch (NO contact)

Switching capacity: 75 W/24 V.
 Fastening: with round nut M 12 x 1.
 Fitting: Ø 12 mm. For wall thicknesses up to 6 mm. Connection: blade terminals.

Diagram A **0 341 500 801**
 as ..801, but
change-over switch (change-over contact)
 Diagram B **0 341 500 803**




3

3 Push-pull switch
On-off switch (NO contact)

Knob, black.
 Switching capacity: 60 W/24 V.
 Fastening: with knurled nut M 8 x 0.75.
 Fitting: Ø 8.5 mm. For wall thicknesses up to 5 mm.
 Connection: screw terminals.

0 986 340 001



4

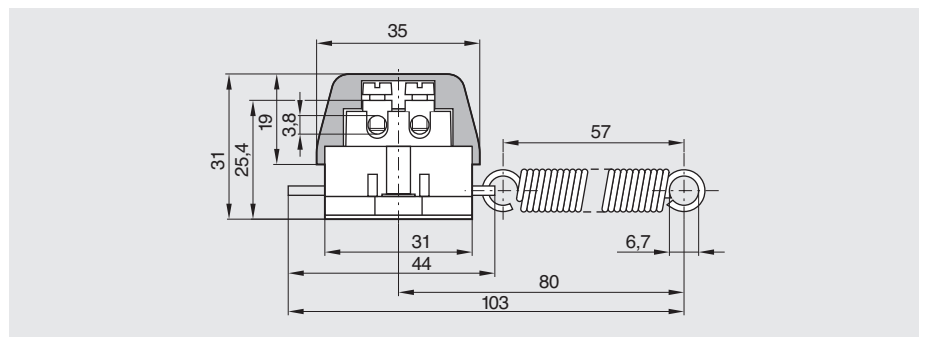


4 Push-pull switch
multi-position switch

Switching capacity: 100 W 24 V.
 Switch positions: 1 Off, 2 Blower stage I, 3 Blower Stage II.
 Fastening: with round nut M 10 x 1.
 Fitting: Ø 10.5 mm. For wall thicknesses up to 2 mm.
 Connection: screw terminals.

0 986 340 120

Degrees of protection (complies with IEC 60529 and DIN 40050, page 9)

Designation	Protection against contact	Protection against foreign bodies	Protection against water
IP 40	with tools etc. thickness Ø > 1 mm	Ø > 1 mm	no protection
IP 54	complete	dust-protected	splashes, from all directions
IP 64	complete	dust-protected	splashes, from all directions



**5 Momentary push-button
NO contact**

Switching capacity: 30 A/6 V, 20 A/12 V,
15 A/24 V. (On-time 10 s each)

Fastening: with octagon nut.

Fitting: \varnothing 22.5 mm. For wall thicknesses
up to 6 mm.

Connection: screw terminals.

0 343 003 001

as ..001, but

Connection: blade terminals.

0 343 003 004

as ..001, but

Connection: blade terminals. Push-button and
cover grey.

0 343 003 007

as ..001, but

Connection: blade terminals. Push-button ivory
colored, polished aluminum.

0 343 003 005

**6 Momentary push-button
NO contact**

Push-button black, housing polished alu-
minum.

Switching capacity: 15 A/12 V, 7.5 A/24 V.
(On-time 10 s each)

Fastening: 2 holes with \varnothing 3.7 mm.

Hole spacing 17 mm, external \varnothing 26 mm.

Connection: 1 screw terminal.

0 343 007 001

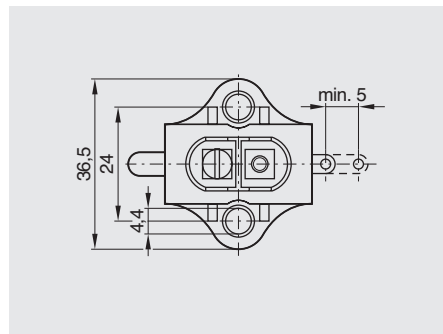
as ..007 001, but

Fastening: 2 holes with \varnothing 4.2 mm.

Hole spacing 23 mm, external \varnothing 35 mm.

Connection: 2 screw terminals.

0 343 013 001



**7 Momentary push-button
NO contact**

Protective rubber cap on knob side: Metal parts
made of brass. Seawater-resistant. Degree of
protection IP 54.

Switching capacity:

400 W/24 V (on-time 1 s).

250 W/24 V (on-time 2 min).

Fastening: with hexagon nut.

Fitting: \varnothing 22.5 mm. For wall thicknesses
up to 9 mm.

Connection: screw terminals.

0 340 000 001

**8 Mechanical brake-light switch -
Push-pull switch**

Switched-on in neutral position,

2 screw-type M 4 terminals.

Permissible loading: 7 A/12 V.

4 x 21 W/12 V.

Permissible ambient temperature: $-40...+120^{\circ}\text{C}$.

0 986 340 010

Light switches



**1 Push-pull switch
On-off switch (NO contact)**

For fog warning lamp. With safety knob, black, made of soft PVC, and indicator lamp. Green lens fitted, red and yellow lenses enclosed.
Switching capacity: 100 W/24 V.
Fastening: with knurled nut M 12 x 1.
Fitting: Ø 12.5 mm. For wall thicknesses up to 6 mm.
Connection: blade or screw terminals.
12 V bulb fitted.

Bulb (shape W)

12 V 1.2 W	1 987 302 208
24 V 1.2 W	1 987 302 504



**2 Foot-operated switch
Change-over contact, with detent**

For upper and lower beam. Switches with-out break. Corrosion-protected finish.
Switching capacity: 120 W/24 V. For cables up to 4 mm² with or without cable lug.
Fastening: from above with 2 oval-head screws, hole Ø 5.3 mm, with hole spacing 38 mm.
Connection: screw terminals.

0 340 603 001



**3 Foot-operated switch
Change-over contact, with detent**

For upper and lower beam. Switches with-out break. Corrosion-protected finish.
Switching capacity: 120 W/24 V. For cables up to 6 mm² without cable lug.
Fastening: from below with 4 screws, hole Ø 6.4 mm, with hole spacing 44.5 and 67 mm.
Fitting: Ø 23 mm.
Connection: screw terminals, accessible from below.

0 340 604 001

Hazard-warning switches, alarm switch, backup lamp switches, door-contact switch



Backup lamp switches

1 Plunger switch/NO contact
For screwing into gearbox cover.
Contact travel approx. 2.2 mm. For switching on the backup lamp when reverse gear is engaged.
Switching capacity: 5 W/12 V.
Fastening: screw thread M 12 x 1.
Connection: 2 blade terminals.

0 343 102 008

as ..008, but
Connection: 1 blade terminal, ground return through switch housing.

0 343 102 010

2 Plunger switch/NO contact
For screwing into gearbox cover.
Rated voltage: 12 V/24 V DC.
Perm. load: 2 x 21 W.
Insulation strength: 500 V ~ or 700 V=(2 sec).
Electr. connection: blade terminal to EN ISO 8092-3 1.5 x 0.8.
Operating temperature: -30 °C to +100 °C.
Contact: 1.5 +1/-0.5 mm.
Actuation distance: 6.1 ± 0.2 mm.
Actuation force after contact min. 2 N /max. 5 N, to end point 8 N +/-25%.
Max. tightening torque 30 Nm.
Contact compartment oil-tight to 1 bar.
Oil-resistant to transmission fluid and engine oil.
Steel housing, galvanized and with thick film passivation (CrVI-free).

0 343 102 030

3 Plunger switch/NO contact
For screwing into gearbox cover.
Rated voltage: 12 V/24 V DC.
Perm. load: 2 x 21 W.
Insulation strength: 500 V ~ or 700 V=(2 sec).
Electr. connection: blade terminal to EN ISO 8092-3 2.8 x 0.8 Ms, silver-plated.
Operating temperature: -30 °C to +100 °C.
Contact: 1.5 +1/-0.5 mm.
Actuation distance: 6.1 ± 0.2 mm.
Actuation force after contact min. 2 N /max. 5 N, to end point 8 N +/-25%.
Max. tightening torque 30 Nm.
Steel housing, galvanized and with thick film passivation (CrVI-free).

0 343 102 031

Hazard-warning switches, alarm switch, backup lamp switches, door-contact switch



1

ohne Arretierung
without locking

2

mit Arretierung
with locking

3

mit Arretierung
with locking

4

mit Arretierung
with locking

5

ohne Arretierung
without locking

6

ohne Arretierung
without locking

7

mit Arretierung
with locking

8

Neuer DSW Schalter mit LED
New DSW Switch with LED

Warning light switch

Selector switch

For electronic hazard warning light flasher

With indicator lamp and installed 12 V bulb.


Mounting: With knurled nut.

Installation dia. 30 mm. For wall thicknesses up to 8 mm.

Connection: Blade terminal.


Pushbutton with symbol:

1	Gear change	0 340 302 103
2	Rotating beacon	0 340 302 104
3	High-beam headlights	0 340 302 105
4	Light	0 340 302 106
5	Rotating beacon	0 340 302 107
6	Neutral	0 340 302 108
7	4WD	0 340 302 109
8	Warning light	0 340 302 111
9	Horn	0 340 302 113
10	Start	0 340 302 114




Accessories (order separately)

Plug housing **0 340 302 100**



Accessories (order separately)

Bulb (W shape) 12 V 1,2 W **0 340 302 101**

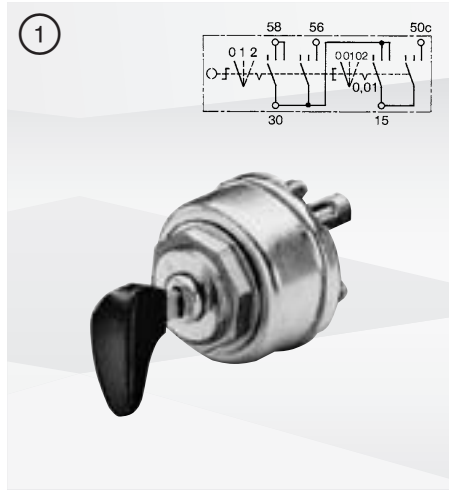


Accessories (order separately)

Adaptor **0 340 302 150**

Headlamp-ignition switches

Up to 24 V. For motor vehicles with spark-ignition or diesel engines (driving switch)

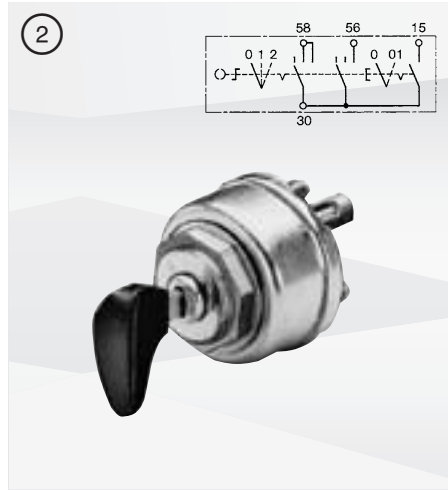


1 Key-operated switch up to 24 V, housing Ø 48 mm
 Key can be removed in any position.
 Design: Housing and U-disk galvanized.
 Switching capacity: 100 A/24 V, 2 min (terminal 15).
 Fastening: polished aluminum octagon nut M 26 x 1.
 Fitting: Ø 26.5 mm with cutout 33.5 x 7.5 mm (twist-proof).
 For wall thicknesses up to 2 mm.

Nickel-plated key. Key with grip in plastic jacket. Colour black.
 Additional function: On/off switching of battery relay.
 Switching capacity: 20 W (terminal 50 c), 100 W (terminal 56), 180 W (terminal 58), 250 W (terminal 15).
 Switch positions: 0 Off / 01 Daytime loads / 02 Battery relay energized / 1 Side-marker lamp / 2 Headlamps.
 Terminals connected:

	key inserted	key removed
0	-	-
01	30-15	-
02	30-15-50c	-
1	30-15, 30-58	30-58
2	30-15, 30-56-58	30-56-58

Connection: screw terminals.
 with 1 key **0 342 307 001**



2 Key-operated switch up to 24 V, housing Ø 48 mm
 Key can be removed in any position.
 Switching capacity: 100 A/24 V, 2 min (terminal 15).
 Fastening: polished aluminum octagon nut M 26 x 1.
 Fitting: Ø 26.5 mm with cutout 33.5 x 7.5 mm (twist-proof). For wall thicknesses up to 2 mm.

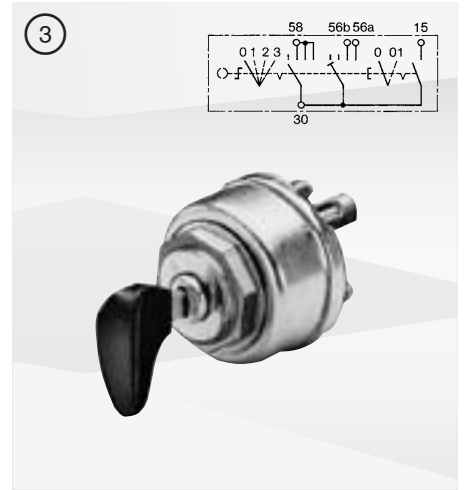
Zinc-plated steel key. Key grip in black plastic jacket.
 Switching capacity: 250 W (terminal 15), 150 W (terminal 56), 200 W (terminal 58).
 Switch positions: 0 Off / 01 Daytime loads / 1 Side-marker lamp / 2 Headlamps.
 Terminals connected:

	key inserted	key removed
0	-	-
01	30-15	-
02	30-15-58	30-58
2	30-15-56-58	30-56-58 ¹⁾

Connection: screw terminals 15, 30; blade terminals 30, 56, 58.
 with 1 key **0 342 106 012**

as ..106 012, but nickel-plated key:
 50 W (terminal 15), 100 W (terminal 56), 200 W (terminal 58).
 Connection: screw terminals
 with 1 key **0 342 106 004**

as ..106 012, but nickel-plated key:
 Switching capacity: 50 W (terminal 15), 100 W (terminal 56), 200 W (terminal 58).
 Connection: screw terminals 30, 56, 58: M 4. 15, 30: M 6.
 Terminals protected against contact.
 For cables up to 16 mm².
 with 1 key **0 342 106 005**



3 Key-operated switch up to 24 V, housing Ø 48 mm
 Key can be removed in any position.
 Switching capacity: 100 A/24 V, 2 min (terminal 15).
 Fastening: polished aluminum octagon nut M 26 x 1.
 Fitting: Ø 26.5 mm with cutout 33.5 x 7.5 mm (twist-proof). For wall thicknesses up to 2 mm.

Nickel-plated key. Key with grip in black plastic jacket.
 Switching capacity: 250 W (terminal 15), 100 W (terminal 56a, 56b), 150 W (terminal 58).
 Switch positions: 0 Off / 01 Daytime loads / 1 Side-marker lamp / 2 Low beam / 3 High beam.
 Terminals connected:

	key inserted	key removed
0	-	-
01	30-15	-
1	30-15-58	30-58
2	30-15-56b-58	30-56b-58 ²⁾
3	30-15-56a-58	30-56a-58 ²⁾


Connection: screw terminals 15, 30; blade terminal 30, 56a, 56b, 58.
 with 1 key **0 342 201 010**

as ..201 010, but nickel-plated key.
 Key grip in plastic jacket. Colour black.
 Switching capacity: 100 W (terminals 56a, 56b), 150 W (terminal 58), 250 W (terminal 15).
 with 1 key **0 342 201 009**

Spare parts
 Switch key for
 0 342 106 004, ..005
3 341 981 010

¹⁾ only on 0 342 106 012
²⁾ only on 0 342 201 009

Ignition switches



4 Key-operated switch up to 24 V, housing Ø 62 mm

Key can be removed only in position 0 or P.
Switching capacity: 100 A/24 V, 2 min (terminal 15).

Fastening: polished aluminum octagon nut M 26 x 1.

Fitting: Ø 26.5 mm with cutout
33.5 x 7.5 mm (twist-proof).

For wall thicknesses up to 2 mm.

Nickel-plated key. Key with grip in plastic jacket.
Colour black.

Lock No. E 30.

Switching capacity: 100 W (terminals 56, 58),
150 W (terminal 15).

Switch positions: P Parking lamps / 0 Off /
1 Daytime loads / 2 Side-marker lamp /
3 Headlamps.

Terminals connected:

	key inserted	key removed
P	30-58	30-58
0	-	-
1	30-15	-
2	30-15-58	-
3	30-15-56-58	-


Connection: screw terminals 15, 30, 58;
blade terminals 15, 30, 56

with 2 keys **0 342 202 001**

as ..202 001, but key with grip in plastic jacket.

Lock No. U 39.

with 2 keys **0 342 202 002**



5 Key-operated switch up to 24 V, housing Ø 62 mm

Key can be removed only in position 0 or P.
Switching capacity: 100 A/24 V, 2 min (terminal 15).

Fastening: polished aluminum octagon nut M 26 x 1.

Fitting: Ø 26.5 mm with cutout
33.5 x 7.5 mm (twist-proof).

For wall thicknesses up to 2 mm.

Nickel-plated key. Key with grip in plastic jacket.
Colour black. Lock No. K 30.

Switching capacity: 100 W (terminals 56a, 56b,
58), 150 W (terminal 15).

Switch positions: P Parking lamps / 0 Off /
1 Daytime loads / 2 Side-marker lamp /
3 Headlamps / 4 High beam.


Terminals connected:

	key inserted	key removed
P	30 - 58	30 - 58
0	-	-
1	30-15	-
2	30-15-58	-
3	30-15-56b-58	-
4	30-15-56a-58	-

Connection: screw terminals 15, 30, 58;
blade terminals 15, 30, 56a, 56b.

with 2 keys **0 342 203 001**

Regarding spare keys for headlamp-ignition
switches, please contact your authorized
representative (address, see back cover).



1 Key-operated switch up to 24 V, with safety lock.

Key can be removed only in "off" position. Lock
No. E 1 ... E 50.

Switching capacity: 20 A/24 V.

60 W (terminal 15), 5 W (terminal 61a).

Fastening: with unpolished aluminum round nut
M 22 x 1.

Fitting: Ø 22.5 mm, with cutout (twist-proof)

For wall thicknesses up to 3 mm.

Connection: blade terminals.

with 2 keys **0 342 006 001**

as ..006 001, but with polished round nut,
lock No. E 30.

with 3 keys **0 342 006 003**

as ..006 001, but key with grip in plastic jacket,
lock No. K 3.

with 2 keys **0 342 006 007**

as ..006 001, but lock No. E 41.


with 2 keys **0 342 006 009**

Spare parts

Washer **1 330 140 000**


Ignition and starting switches

Up to 24 V




1 Key-operated starting switch with start-repeating block
 Key can be removed only in "off" position. Nickel-plated key.
 Key lock No. E 1...E 50.
 Switching capacity: 90 W (terminals 15, 54) 12 A/12 V (terminal 50), 9 A/24 V (terminal 50).
 Fastening: octagon and round nut M 22 x 1.
 Fitting: Ø 22.5 mm (twist-proof). For wall thicknesses up to 9 mm.
 Switch positions: 0 Off, 1 On, 2 Start.
 Connection: blade terminals.
 with 2 keys **0 342 311 003**
 as ..311 003, but lock No. K 11.
 with 2 keys **0 342 311 004**
 as ..311 003, but lock No. E 11.
 without key **0 342 311 006**
 as ..311 003, but lock No. E 30.
 with 2 keys **0 342 311 007**

Spare parts
 Switch key K 11 **3 341 982 210**



2 Key-operated starting switch without start-repeating block
 Key can be removed only in "off" position. Key with grip in plastic jacket.
 Key lock E 80.
 Switching capacity: 150 W (terminal 15), 16 A/12 V (terminal 50a), 8 A/24 V (terminal 50a).
 Fastening: octagon and round nut M 22 x 1.
 Fitting: Ø 22.5 mm (twist-proof).
 For wall thicknesses up to 6 mm.
 Switch positions: 0 Off, 1 On, 2 Start.
 Connection: blade terminals.
 with 2 keys **0 342 309 008**




3 Key-operated light/starting switch without start-repeating block
 Key can be removed only in "off" position. Nickel-plated key. Key lock No. E 1...E 50.
 Switching capacity: 80 W (terminals 53, 53c) 16 A/12 V (terminal 50), 8 A/24 V (terminal 50).
 Fastening: two octagon nuts M 26 x 1.
 Fitting: Ø 26.5 mm (twist-proof). For wall thicknesses up to 6 mm.
 Switch positions: 0 Off, 1 Night driving, 2 Daytime driving, 3 Start.
 Connection: blade terminals.
 with 2 keys **0 342 309 007**

For all key-operated switches
DIN 40 050
Housing IP 30
Connection IP 00

Accessories (order separately)

Hinged cover
 For key-operated switches, protects against dust and moisture.
 Material: Polyamide 6 (cover),
 Fastening: with nut of switch.
 for thread M 22 x 1 **3 347 000 032**
 for thread M 26 x 1 **3 347 000 030**





4 Key-operated radio/starting switch without start-repeating block

Key can be removed only in "off" position.

Nickel-plated key. Key lock No. E 1...E 50.

Switching capacity: 150 W (terminals 15, 75)

9.5 A/12 V (terminal 50),

4.5 A/24 V (terminal 50).

Fastening: octagon and round nut M 22 x 1.

Fitting: Ø 22.5 mm (twist-proof). For wall thicknesses up to 7 mm.

Switch positions: R Radio / 0 Off / 1 On / 2 Start

Connection: screw terminals.

with 2 keys **0 342 309 003**

as ..309 003, but lock No. E 30.

with 2 keys **0 342 309 006**

as ..309 003, key with grip in plastic jacket.

Lock No. U 39.

Connection: blade terminals.

with 2 keys **0 342 309 009**

as ..309 003, but key with grip in plastic jacket.

Lock No. K 1...50.

Connection: blade terminals.

with 2 keys **0 342 309 011**

as ..309 003, but lock No. K 10.

Connection: blade terminals.

with 2 keys **0 342 309 012**

as ..309 005, but lock No. K 30.

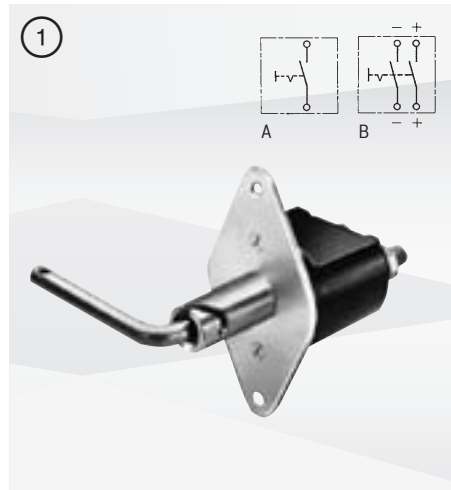
with 2 keys **0 342 309 010**

Spare parts

Switch key K 10 **3 341 982 209**

Switch key K 30 **3 341 982 229**

Battery master switches



1 Lever switch with switch-on detent
 Lever: removable.
 Switching capacity: 250 A/24 V, 2500 A (5 s).
 Fitting: Ø 23.5 mm, 2 holes Ø 6.4 mm.
 Hole spacing 100 mm. For wall thicknesses up to 25 mm.
 Degree of protection: on handle side IP 00, on housing side IP 54, terminals IP 00.
 Connection: threaded terminal for cable lug.
 1-pole, diagram A **0 341 002 003**

as ..002 003, but for two-pole cutoff, e.g. of combined 12-V and 24-V battery systems.
 Fitting: Ø 23.5 mm, 2 holes Ø 8.4 mm.
 Hole spacing 120 mm.
 2-pole, diagram B **0 341 003 004**



2 Lever switch with switch-on detent
 Galvanized housing. Lever: galvanized and removable.
 Switching capacity: 100 A/24 V, 500 A (5 s).
 Fitting: Ø 23 mm, 2 holes Ø 6.4 mm.
 Hole spacing 38 mm. For wall thicknesses up to 14 mm.
 Degree of protection: terminals IP 00, housing IP 50.
 Connection: threaded terminal for cable lug.
0 341 001 001




Spare parts	
Protective cap	1 342 026 003
Protective cap without key	1 342 026 004

Degrees of protection (complies with IEC 60529 and DIN 40050, page 9)

Designation	Protection against contact	Protection against foreign bodies	Protection against water
IP 00	no protection	no protection	no protection
IP 30	with tools etc. thickness Ø > 2.5 mm	Ø > 2.5 mm	no protection
IP 50	complete	dust-protected	no protection
IP 54	complete	dust-protected	splashed water, from all directions

Glow-plug and starting switches



1 Push-pull starting switch

Galvanized steel housing. With black knob, enclosed loose.
Switching capacity: 50 A/12 V (term. 17, 19) 27 A/24 V (terminals 17, 19), 12 A/12 V (terminal 50a), 9 A/24 V (terminal 50a).
Fastening: with hexagon nut M 10 x 1.
Fitting: Ø 10.5 mm. For wall thicknesses up to 3 mm.
Switch positions: knob must be held in position 1 (preheating) and 2 (start); returns automatically to position 0 (off).
Connection: screw terminals.

0 343 008 006

as ..008 006, but

Connection: blade terminals, without knob.

0 343 008 009

Spare parts

Knob **3 343 231 070**




2 Rotary starting switch

Galvanized steel housing and switch lever.
Switching capacity: 12 A/12 V (terminal 50a) 9 A/24 V (terminal 50a), 100 A/24 V (terminals 17, 19), On-time 2 min.
Fastening: with pickled aluminum octagon nut.
Fitting: Ø 26.5 mm, with cutout (twist-proof). For wall thicknesses up to 2 mm.
Switch positions: switch handle must be held in position 1 (preheating) and 2 (start); it returns automatically to position 0 (off); cannot be removed.
Connection: screw terminals.

0 343 401 001

Spare parts

Octagon nut **1 343 300 002**



3 Key-operated starting switch

With safety lock.
Key can be removed only in "off" position. Nickel-plated key. Key lock No. E 30.
Switching capacity: 13 A/24 V continuous duty (terminal 15), 33 A/24 V (terminals 17, 19).
On-time 2 min.
150 W/24 V (terminal 15), 18 A/12 V (terminal 50a), 9 A/24 V (terminal 50a).
Fastening: with octagon nut and unpolished aluminum round nut.
Fitting: Ø 22.5 mm, with cutout (twist-proof).
For wall thicknesses up to 6 mm.
Switch positions: 0 Off / 1 On / 2 Preheating / 3 Start.
Connection: screw terminals.
with 2 keys **0 342 315 001**

as ..315 001, but

key with grip in plastic jacket, lock No. U 39.

with 2 keys **0 342 315 004**

Spare keys

The key formula consists of the key designation (letter) and the key number.

The key designation informs about the type of key or its type of protection. Keys with the same key number, but with different designation, are interchangeable.

Regarding spare keys for headlamp-ignition switches, please contact your authorized representative (address, see back cover).

E key, nickel-plated
K key with grip in plastic jacket
N nickel-silver
U key with grip in plastic jacket

E 11 **3 341 980 260**

E 80 **3 341 980 379**


K 80 **3 341 982 279**

N 30 **3 341 980 329**

U 39 **3 341 980 338**



Glow-plug and starting switches



4 Key-operated light/starting switch

With safety lock. Key can be removed only in "off" position. Nickel-plated key. Key lock No. E 51-E 100.

Switching capacity: 13 A/24 V continuous duty (terminal 15), 33 A/24 V (terminals 17, 19). On-time 2 min.

18 A/12 V (terminal 50a), 9 A/24 V (terminal 58).

Fastening: with octagon nut and unpolished aluminum round nut M 22 x 1. Fitting: Ø 22.5 mm, with cutout (twist-proof). For wall thicknesses up to 6 mm. Switch positions: P Parking lamp / 0 Off / 1 On / 2 Preheating / 3 Start.

Connection: for terminals 17, 19, 30, connect both terminals if current above 45 A.


with 2 keys **0 342 316 002**

as ..316 002, but key with grip in plastic jacket and round nut painted black. Lock No. K 80.

with 2 keys **0 342 316 003**

Regarding spare keys for headlamp-ignition switches, please contact your authorized representative (address, see back cover).

Motor and equipment switches



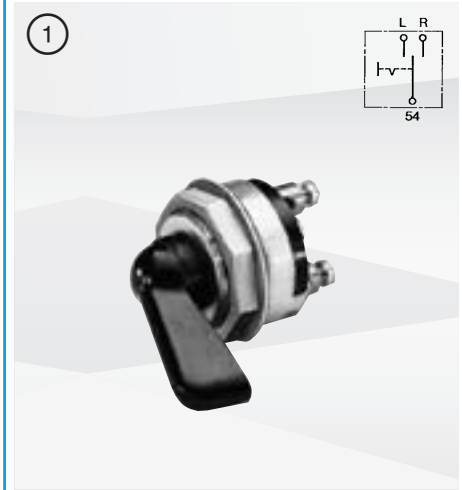
1 Rocker switch Reversing changeover switch

12 V

With reset, for power-windows, sunroofs etc. With chrome-plated cover, black switch handle. Dual changeover switch 72 W/12 V (30 A for on-time 5 sec). Fastening: with clamping spring, with or without mounting frame. Connection: blade terminals.

0 343 302 003

Turn-signal switches



1 Rotary, single-circuit switch without indicator lamp

Housing black, switch lever black. Switching capacity: 45 W/12 V (term. L, R) Fastening: with polished aluminum octagon nut M 26 x 1. Fitting: Ø 26.5 mm with cutout (twist-proof). For wall thicknesses up to 2 mm. Connection: screw terminals.

0 341 101 001



2 Rotary, single-circuit switch with indicator lamp

Without bulb, housing galvanized, switch lever black, lens red.

Switching capacity: 60 W/12 V (terminals L, R), 5 W/12 V (terminal K).

Fastening: with polished aluminum octagon nut M 26 x 1.

Fitting: Ø 26.5 mm with cutout (twist-proof). For wall thicknesses up to 2 mm.

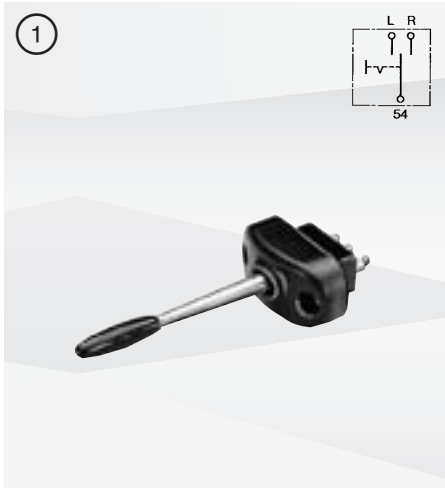
Connection: screw terminals.

0 341 300 002

Bulb (shape H)

12 V 2.0 W	1 987 302 212
24 V 2.0 W	1 987 302 508

Turn-signal and combi-switches



① Lever-type turn-signal switch without headlamp-flasher contact

For mounting in steering column.
Knob and housing black. Switch lever galvanized with transparent chromated finish. Switch lever 82 mm long.
Switching capacity: 60 W/24 V (term. L, R).
Fastening: 2 holes \varnothing 4.2 mm.
Hole spacing 42 mm.
Fitting: aperture 32 x 21 mm.
Connection: screw terminals.

0 341 600 001



② Lever-type combi-switch

For turn-signal indicators, change-over switch for high and low beam, with horn button. Housing and handle black.
With switch lever angled at 11°.
Length 220 mm.
Switching capacity: 110 W/24 V (terminals L, R, 56a, 56b, LH), 60 W/24 V (terminal 71a), 85 W/24 V (terminal 71b).
Fastening: with clamping ring \varnothing 45 mm.
Connection: 8-pole flat-pin plug. Cables 400 mm.

0 341 810 007

as ..810 007, but
switch lever angled at 20°.
Length 180 mm.



0 341 810 008

as ..810 007, but
cables 430 mm long and switch lever angled 20°.
Length 239 mm.

0 341 810 009

Multi-purpose pressure switches

Pneumatically and hydraulically actuated



① Pressure switch, NO contact On-off switch, two-chamber system

For use in vehicle as check switch. Hydraulically or pneumatically actuated. Switching capacity: 2 W/24 V (lamp load). Permissible pressure agents: mineral oil, air (details of other agents upon request). Permissible operating temperature: -40...+130 °C.

Fastening: screw-in thread M 12 x 1.5.

Connection: blade terminals.

Switching range (gauge press.): 1.8...2.3 bar

Permissible operating pressure (gauge pressure):

6 bar. Permissible max. pressure

(gauge pressure): 10 bar.

1-pole **0 986 345 202**

② Pressure switch NC contact

On-off switch, two-chamber system. For use in vehicle as check switch.

Pneumatically actuated.

Switching capacity: 5 W/24 V (lamp load).

Permissible operating temperature:

-40...+100 °C.

Fastening: screw-in thread M 12 x 1.5.

Connection: blade terminals.

Switching range (gauge press.):

4.4...5.1 bar.

Permissible operating pressure (gauge pressure):

8 bar.

Proof against excess pressure up to 12 bar.

1-pole **0 986 345 501**

as ..501, but

Switching range (gauge press.):

5.6...6.6 bar.

Permissible operating pressure (gauge pressure):

12 bar.

Proof against excess pressure up to 15 bar.

1-pole **0 986 345 503**

Accessories (order separately)

for pressure switches 0 986 345 501, ..502,

..503.

Oil-pressure warning switches

Hydraulically actuated
Up to 24 V



For European vehicles
Two-chamber system



Fastening screw-in thread	Operating pressure range Gauge pressure bar	Connection 1-pole	Fig.	Part number	Vehicle makes ¹⁾
M 10 x 1	0.3–0.5	Blade terminals	1	0 986 344 085 ²⁾	Cesab, Itma Trattori, VM, VW
	0.5–0.8	Blade terminals	1	0 986 344 090	Fendt
M 10 x 1 (tapered short) DIN 158	0.05–0.15	Blade terminals	1	0 986 344 055	BMW
	0.15–0.45	Blade terminals	1	0 986 344 044 ²⁾	Alfa Romeo, Audi, Porsche, VW
	0.2–0.49	Blade terminals	2	0 986 344 032	Audi, Massey-Ferguson-Hanomag
	0.2–0.5	Blade terminals	1	0 986 344 058 ²⁾	ABG, Atlas, Hanomag, Massey-Ferguson, Steyr
	0.3–0.6	Blade terminals	1	0 986 344 056 ²⁾	Audi, Porsche, VW
	0.5–0.8	Screw terminals M 4	3	0 986 344 052	–
	0.5–0.8	Blade terminals	1	0 986 344 033 ³⁾	Hanomag-Henschel, MAN, Schilter, Volvo
		Blade terminals	1	0 986 344 041 ²⁾	IF, Itma Trattori, Lamborghini, Mosa, Muzzi, Palmieri, Steyr, VM
M 12 x 1.5	0.2–0.5	Blade terminals	1	0 986 344 040 ²⁾	BMW, FIAT, Lamborghini, UNIC
M 12 x 1.75	1.2–1.7	Blade terminals	1	0 986 344 077 ²⁾	Huerlimann, Lamborghini, Same, VM
M 14 x 1.5	0.15–0.45	Blade terminals	1	0 986 344 046 ²⁾	Alfa Romeo
	0.3–0.55	Blade terminals	1	0 986 344 036	Opel, Peugeot, Renault, Vauxhall, Volvo
½"-27 PTF-	0.3–0.6	Blade terminals	1	0 986 344 076 ²⁾	DAF, Ford, Case IH, IH
	0.15–0.45	Blade terminals	1	0 986 344 087	Ford, John Deere
SAE short	0.5–0.8	Blade terminals	1	0 986 344 054 ²⁾	DAF, Ford, John Deere, SAAB
½"-27 NPTF	0.4–0.7	Blade terminals	1	0 986 344 074 ²⁾	Volvo

Technical data for European and Japanese oil-pressure warning switches


On-off switch, NC contact. Steel housing, for European vehicles galvanized and yellow chromated.
Switching capacity (lamp load): 5 W to 24 V.
Permissible operating temperature: -40 °C ... +140 °C.

Permitted operating pressure (gauge pressure): 6 bar.
Maximum pressure (gauge pressure): 10 bar.
Degree of protection according to DIN 40050 (Page 9): IP 66 if suitable protective cap is used, i.e.: complete protection against contact, protection against penetration by dirt and dust and penetration by water during temporary submersion.

- ¹⁾ See application recommendation for vehicle models
- ²⁾ Interior parts with special corrosion protection
- ³⁾ Threaded pin 8-32 UNC-2 A



For Japanese vehicles Single-chamber system



Fastening screw-in thread	Operating pressure range Gauge pressure bar	Connection 1-pole	Fig.	Part number	Vehicle makes ¹⁾
R 1/8"-28 BSP (tapered)	0.16–0.18	Blade terminals	5	0 986 345 007	Nissan
	0.25–0.35	Blade terminals	6	0 986 345 001	Daihatsu, Suzuki, Toyota
					0 986 345 017
		Plate terminals	7	0 986 345 000	Toyota
	0.28–0.34	Blade terminals	9	0 986 345 008	Daihatsu, Subaru, Suzuki
	0.30–0.32	Pin terminals	10	0 986 345 009	Honda
	0.30–0.38	Screw	11	0 986 345 006	Honda, Mazda, Subaru
	0.30–0.40	Pin terminals	12	0 986 345 003	Nissan
0.35–0.45	Screw terminals	13	0 986 345 004	Mazda	

¹⁾ See application recommendations for vehicle models



Important installation note

Before installing the new oil-pressure warning switch, check that the pressure range (can be read off on housing) and thread of the replacement switch match those of the original switch.

Stop lamp switches

Pneumatically or hydraulically actuated



Type of actuation	Fastening screw-in thread	Operating pressure range Gauge pressure bar	Connection 2-pole	Fig.	Part number
Pneumatic	M 12 x 1.5	0.1–0.5	Blade terminals	2	0 986 345 408
			Blade terminals 6.3 mm	2	0 986 345 409
		1.0–1.4	Pin terminals	1	0 986 345 410
Pin terminals	1		0 986 345 411 ¹⁾		
Hydraulic	M 10 x 1 (tapered short) DIN 158	2–4	Blade terminals	3	0 986 345 112
			Blade terminals	3	0 986 345 114 ²⁾
		2–5	Pin terminals	4	0 986 345 115 ¹⁾
			Blade terminals	3	0 986 345 116 ²⁾
		3–6	Blade terminals	3	0 986 345 110
			Blade terminals	3	0 986 345 113 ²⁾
Oil-pressure switches	M 10 x 1 (tapered short) DIN 158 1/8" x 27 NPTF SAE-short	2–4	Blade terminals	3	0 986 345 111
			Blade terminals	3	0 986 346 112

Technical data

Pneumatic pressures: Permissible operating pressure (gauge pressure) 8 bar.
 Max. permissible pressure (gauge pressure) 12 bar. Overload capacity 15 bar (max. 2 s).
 Permissible operating temperature: -40...+100 °C.
 Hydraulic pressures (pressure medium: brake fluid).

Permissible operating pressure (gauge pressure) 200 bar.
 Max. permissible pressure (gauge pressure) 350 bar.
 Permissible operating temperature: -40...+80 °C.
 On-off switch, NO contact, two-chamber system.
 Galvanized steel housing with yellow chromated finish.
 Electrical connections silver-plated.
 Switching capacity (lamp load): 150 W/12 V or 100 W/24 V.

¹⁾ With thread M 27 x 1 (on plug side) for splashwater protection

²⁾ With two blade-terminal connections supplied loose



Type of actuation	Fastening screw-in thread	Operating pressure range Gauge pressure bar	Connection 1-pole	Fig.	Part number
Oil-pressure switches/NC contact	M 16 x 1.5	0.40–0.60		1	0 986 346 379
	M 10 x 1.0	0.55–0.85		2	0 986 346 378

O.E.	Bosch	O.E.	Bosch	O.E.	Bosch
ALFA ROMEO		93190643	0 986 346 371	OPEL	
60808371	0 986 346 370	24 461 314	0 986 346 372	12 52 557	0 986 346 370
6ZL 003 259-491	0 986 346 370	97 375 663	0 986 346 373	12 52 562	0 986 346 370
6ZL 008 780-011	0 986 346 371	90337836	0 986 346 375	12 52 570	0 986 346 370
DAEWOO		24 461 315	0 986 346 377	12 52 572	0 986 346 370
90336039	0 986 346 370	HOLDEN		12 52 578	0 986 346 370
96281689	0 986 346 370	90336039	0 986 346 370	48 03 551	0 986 346 370
96494264	0 986 346 370	90507539	0 986 346 370	45 04 585	0 986 346 370
96647339	0 986 346 370	HYUNDAI		12 38 696	0 986 346 371
FIAT		V40-73-0001	0 986 346 370	12 52 555	0 986 346 371
7606596	0 986 346 370	V40-73-0006	0 986 346 371	12 52 573	0 986 346 371
7705830	0 986 346 370	VV40-73-0014	0 986 346 372	62 40 261	0 986 346 372
7706596	0 986 346 370	V40-73-0005	0 986 346 375	12 52 577	0 986 346 373
7708168	0 986 346 370	ISUZU		12 52 566	0 986 346 375
55354325	0 986 346 371	8-97375-663-0	0 986 346 373	62 40 262	0 986 346 377
7710823	0 986 346 374	8-90336-039-0	0 986 346 375	SAAB	
7710824	0 986 346 374	IVECO		45 04 585	0 986 346 370
504026706	0 986 346 376	J5610900	0 986 346 370	90 569 684	0 986 346 370
98442879	0 986 346 376	98442879	0 986 346 376	95 44 610	0 986 346 370
G.M.		MAZDA		47 70 186	0 986 346 376
90336039	0 986 346 370	70541060	0 986 346 370	VAUXHALL	
90507539	0 986 346 370	70541077	0 986 346 371	93190643	0 986 346 371
90534902	0 986 346 371				

Pressure switch up to 24 V/15 A

for engine coolings fans
(-40°C...+140°C)



Type of actuation	Fastening screw-in thread	Operating pressure range/ Temperature range bar / °C	Connection 2-pole	Fig.	Part number
Pressure switch NC contact	M12 x 1.5	4.0 ± 0.4 bar	Bimetal rivets	1	0 986 346 002
Pressure switch NO contact	M12 x 1.5	6.6 ± 0.6 bar		2	0 986 346 062

Mini-relays

Good for 250,000 switching cycles

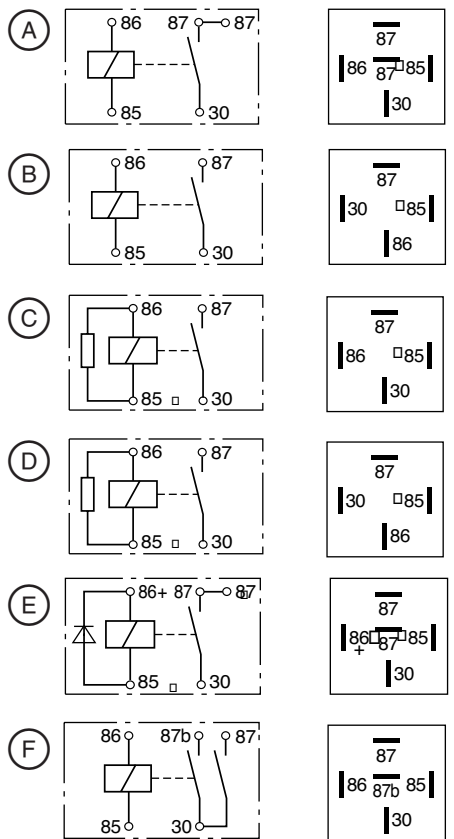
NO-contact relays

12 V/24 V



Version	Rated voltage Rated current (terminal 87)	Mounting bracket	Fig.	Part number
Basic version	12 V 30 A	with	2 A	0 332 019 150
		without	2 A	0 332 019 801 □
	24 V 20 A	with	1 A	0 332 019 151
		without	1 A	0 332 019 213
Basic version	12 V 40 A	with	2 B	0 332 019 157
	24 V	without	1 B	0 332 019 205
Shunt resistor for suppressing inductive interference- voltage peaks	12 V 30 A	without	1 C	0 332 019 103
	12 V 30 A	with	2 C	0 332 019 110
	12 V 30 A	T-bar	1 C	0 332 019 456
		without	1 C	0 332 019 457
	12 V 40 A	detend	1 C	0 986 332 040
		without	1 C	0 986 332 071
		T-bar	1 C	0 986 332 072
	12 V 60 A	without	1 C	0 986 332 030
12 V 70 A	without	1 C	0 986 332 002	
Shunt resistor for suppressing inductive interference-voltage peaks	12 V 20 A	T-bar	1 C	0 986 332 050
		with	2 D	0 332 019 453
Decay diode for suppressing inductive interference- voltage peaks	12 V 30 A	with	2 E	0 332 019 155
		without	1 E	0 332 019 109
No contacts with two makes	12 V, 2 x 15 A	with	3 F	0 332 015 001
		without	1 F	0 332 015 006
	24 V, 2 x 10 A	with	3 F	0 332 015 002
		without	1 F	0 332 015 008

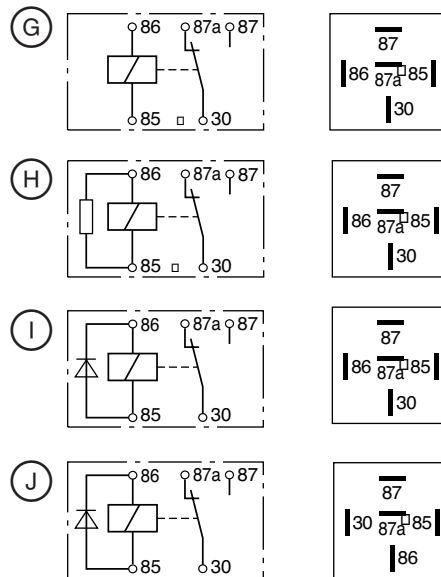
□ Self-service pack



Change-over contact relays (can also be used as NC contacts)

6 V/12 V/24 V

Version	Rated voltage Rated current (terminal 87)	Mounting bracket	Fig.	Part number
Basic version	12 V 40 A/60 A	without	1 G	0 986 332 022
	12 V 30 A/20 A	with	2 G	0 332 209 150
		without	1 G	0 332 209 138
			1 G	0 332 209 151
		24 V 20 A/10 A	with	2 G
Shunt resistor for suppressing inductive interference- voltage peaks	12 V 30 A/20 A	without	1 H	0 332 209 159
	12 V 40 A/40 A	detend	1 H	0 986 332 041
	12 V 40 A/60 A	T-bar	1 H	0 986 332 053
	24 V 20 A	T-bar	1 H	0 332 209 216
	24 V 20 A/10 A	with	2 H	0 332 209 207
Decay diode for suppressing inductive interference- voltage peaks	12 V 30 A/20 A	with	1 H	0 332 209 206
		without	2 I	0 332 209 158
		without	1 I	0 332 209 152
Blade terminal silver-plated	24 V 20 A/10 A	without	1 J	0 332 209 204



Accessories

For mini-relays, time-lag relays, turn-signal flashers, pulse generators, and vehicular hazard-warning-signal flashers



1 Socket housing (5-pole) with mounting bracket
 For relays and sensors without mounting bracket. For single and multiple mounting. Design: Glass-fiber-reinforced polyamide. The blade receptacles engage with their locking lance and are locked firmly in position. The plug-in bases are provided with groove and tongue and can therefore be assembled in rows; it is necessary only to secure 2 bases (hole diameter 5.3 mm, distance from base to base mount 30.5 mm).

3 334 485 008 ¹⁾

¹⁾ Qty. in pack: 5




2 Socket housing (5-pole) without mounting bracket
 For relays and hazard-warning flasher units with mounting bracket. Design: glass-fiber-reinforced polyamide. The blade receptacles engage with their locking lance and are locked firmly in position.

3 334 485 007 ¹⁾



3 Plug housing
 as ... 007, but for soldering onto printed circuit board.

3 334 485 041



4 Blade receptacles with locking lance
 For socket housing. Terminal size: 6.3 x 0.8 mm, as per DIN 46340/3. Qty. in pack: 25. For conductor cross-section: 1,5–2,5 mm².

1 901 355 975

Note
 Relays not only reduce the loading imposed on control switches, but also reduce the voltage drops in the wiring. Furthermore, interlock circuits are a simple matter with relays. In case of cramped installation conditions, mini-relays can provide the solution.

In the case of pre-tested wiring harnesses, multiple connectors facilitate simple assembly and lower failure rates. The following mini-relay versions are available:
 ▶ mini-relay without mounting bracket, easily inserted in buttable screw-fastening plug-in base
 ▶ mini-relay with mounting bracket, electrical connection through 5-pole socket


Blade-terminal connection
 Blade-terminal size: 6.3 x 0.8 mm to ISO 7588.

Degree of protection:
 When using multiple connectors: Housing IP 34 to IEC 60529, contact with tools etc. thickness Ø > 2.5 mm. Splashwater from all directions (terminals pointing downwards).

Micro-relays

Compact, and high making and/or breaking capacity

Note:
Please refer to relay catalog 1 987 721 076.



Rated voltage V	Rated switching current A	Mounting bracket	Fastening hole mm	Circuit diagram/ pin assignment	Fig.	Part number
Change-over contact relays (can also be used as NC-contact relays)						
12	30/10	without	-	C	1	0 332 201 107
	20	without	-	A	5	0 986 AH0 090
	20	with	-	A	5	0 986 AH0 091
	20	with nose	-	A	5	0 986 AH0 092
	20	without	-	D	6	0 986 AH0 093
	20	without	-	C	7	0 986 AH0 113
	20	without	-	D	7	0 986 AH0 115
24	10/5	without	-	B	1	0 332 207 402
	20	without	-	C	7	0 986 AH0 114
	20	without	-	D	7	0 986 AH0 116

Accessories (order separately)

Socket housing

Version	Fastening hole mm	Fig.	Part number
mounting bracket with hole	Ø 5.3	3	3 334 485 045
without mounting bracket	-	4	3 334 485 046
for soldering onto printed circuit board	-	5	3 334 485 049¹⁾

¹⁾ Note: When soldering, insert relays into the socket housing; the receptacles will then be adjusted to the correct position

Many loads can be switched with micro relays with a lower power than the customary 30 A mini-relays. The micro relays which can be loaded with a rated current of up to 20 A are compact and have a low power loss.

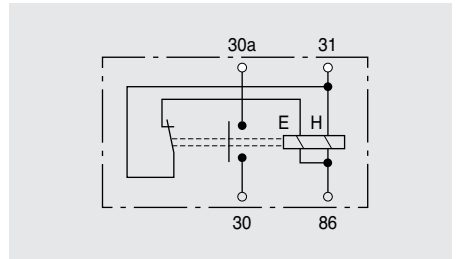
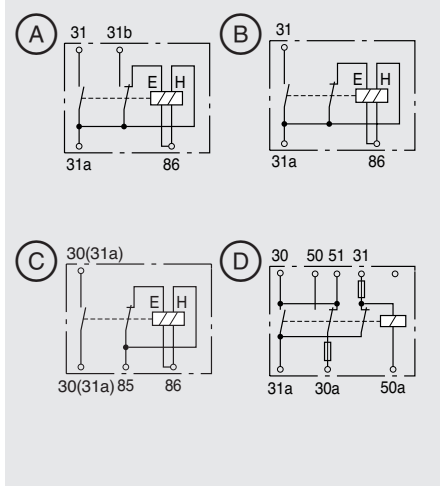
Terminal designation cross-reference

Micro-relay	Mini-relay	Recommended polarity
1	86	+
2	30	+
3	87a	
4	87	

Blade terminal sizes

connections 1, 2, 4	4.8 x 0.8 mm
connections 3, 5	6.3 x 0.8 mm

Battery relays



1 Cutoff and switching relay battery changeover relay

Design: open construction. With protective cover.
 Fitting: the terminals must point downwards.
 Fastening: 4 holes Ø 8.4 mm.
 Connection: screw terminals.
 Dimensions: 124 x 110 x 160 mm.

2 Cut-off and switching relay 24 V

Open construction: Without protective cover.
 Fitting: Terminals must point downwards.
 Fastening: 4 holes, Ø 8.4 mm.
 Connection: Screw terminals.
 Dimensions: 114 x 78 x 141 mm.
 Operating temperature range: -30...+100°C.

Rated voltage V	Fig.	Switching poles	Circuit diagramm	Switching current		Part number
				continuous duty ¹⁾ A	short-time duty A	

Cutoff and switching relay for disconnecting battery voltage (ground cable)

12	①	2	A	60/200	2500 ²⁾	0 333 301 007
24	②	1	B	200	2500 ²⁾	0 333 301 009
	①		C	300	3500 ²⁾	0 333 301 010

¹⁾ max. 2 min, ²⁾ max. 1 s

Change-over relay for series and parallel connection of two 12 V batteries in 12 V systems with 24 V starter. For short-time duty.

12	①	2	D	75	1500 ³⁾	0 333 300 003
----	---	---	---	----	--------------------	----------------------

³⁾ max. 5 s

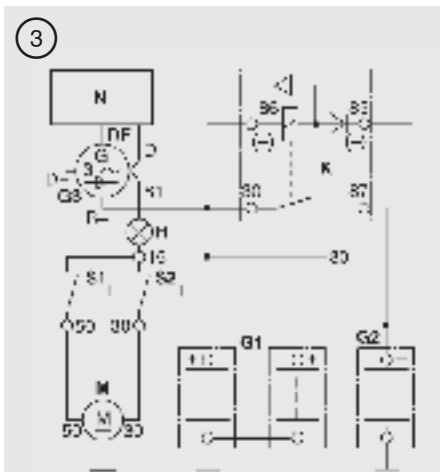
Data for excitation side
 Max. operating voltage: 30 V.
 Response voltage: ≤ 16 V.
 Dropout voltage: ≥ 0.5 V.
 Max. make current (at rated voltage) ≤ 4.5 A.
 Max. holding voltage (at rated voltage) ≤ 0.4 V.
 Data for contacts side
 Permissible contact loading on terminal 30/30a.
 Current: ≤ 2,500 A.
 Current-flow time: ≤ 1 s.
 Repeat time: ≥ 60 s.
 Continuous current: 200 A.
 Voltage drop: ≤ 10 mV.
 Test current: 10 A.

0 333 301 015

Cable dimensions	Cable length up to	Cable cross-section
IA voltage drop in the control line (ignition switch terminal 86 of cutoff relay) must not exceed 0.5 V. The cable cross-section must be matched to the cable length.	3.2 m	1.5 mm ²
	5.3 m	2.5 mm ²
	8.5 m	4 mm ²
	13.0 m	6 mm ²

Note:

Battery relays should be installed as close to the batteries as possible, in order to keep the connection cables short.



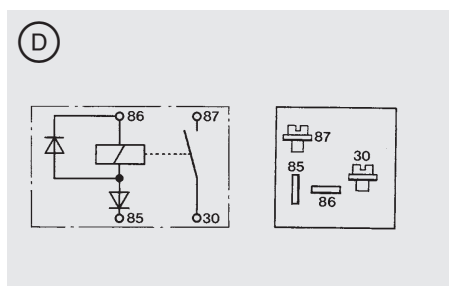
3 Battery cutoff relay
Normally open relay
 Protects the starter battery against discharge. For disconnection of an additional second battery from the starter battery when the alternator is delivering no charge.
 Design: seawater-protected. Relay with reversed-polarity-protective diode and decay diode for suppressing inductive voltage peaks.
 Switching capacity: 12 V 75 A (400 A, 1 s).
 Fastening: 2 holes Ø 5.3 mm.
 Connection: screw terminals and blade terminals.
 Dimensions: 75 x 35 mm, height 55 mm.
 Circuit diagram ③.

0 332 002 156 □

as ..002 156, but 24 V 50 A (250 A, 1 s) Circuit diagram ③.

0 332 002 256 □

□ Self-service pack

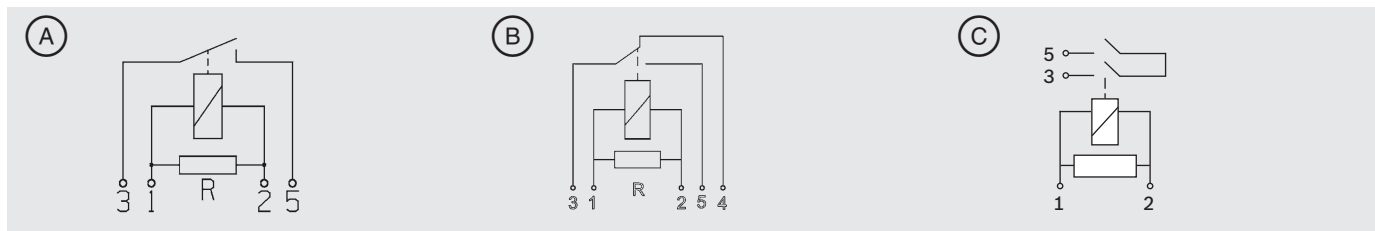


- G1 Battery for auxiliary equipment
- G2 Starter battery
- G3 Alternator
- H Charge-indicator lamp
- K Battery-cutoff relays
- M Starting
- N Voltage regulators
- S1 Ignition switches
- S2 Driving switches
- S1/S2 Combination of S1 and S2
- 30 Auxiliary equipment

Normally open relay



Nominal voltage (switching and excitation circuit)	12 VDC	12 VDC	24 VDC
Switching current	130 A	130 A	130 A
Degree of protection of housing / Terminals	IP 67	IP 67	IP 67
Overall resistance	$R_{total} = (32,5 \pm 3,3)$	$R_{total} = (32,5 \pm 3,3)$	$R_{total} = (116,8 \pm 11,7)$
Illustration	④	⑤	⑥
Circuit diagramm	Ⓐ	Ⓑ	Ⓒ
	0 986 332 086	0 986 332 087	0 986 332 091



Power relays

For switching starters, automatic preheating systems, motors.
Equipment of forklift trucks and for controlling hydraulic units.

Rated voltage V	Fig.	Circuit diagram	Switching poles	Switching current		Switch function (main relay)			Connection		Dimensions L/W/H mm	Part number
				S1 ¹⁾ A	S2 ²⁾ A	NC	NO	Change-over	Screw	Blade		
Power relay (some with preliminary contact, therefore less contact burn-off).												
Closed construction (polyamide housing); fastening 2 x Ø 5.3 mm.												
12	1	A	–	75	250		•		•	•	75 x 35 x 55	0 332 002 168
	6	A	–	70	–		•		•	•	28 x 28 x 25	0 986 AHO 080
	6	A	–	70	–		•		•	•	28 x 28 x 25	0 986 AHO 082
24	1	A	–	50	–		•		•	•	75 x 35 x 55	0 332 002 258
	6	A	–	50	120		•		•	•	43.5 x 34.5 x 32.5	0 986 332 080
	6	A	–	30	–		•		•	•	28 x 28 x 25	0 986 AHO 081
	6	A	–	30	–		•		•	•	28 x 28 x 25	0 986 AHO 083
Power relay, closed construction (metal housing); fastening 2 x Ø 5.3 mm.												
12	3	B	1	150	1000		•		•		104 x 56 x 57	0 333 009 004
	3	B	1	150	1000		•		•		110 x 55 x 60	0 333 009 010 ³⁾
24	2	B	1	80	800		•		•		110 x 55 x 60	0 333 006 006 ³⁾
	3	B	1	150	1000		•		•		104 x 56 x 57	0 333 009 002
	3	B	1	150	1000		•		•	•	104 x 56 x 57	0 333 009 005
	3	B	1	150	1000		•		•		104 x 56 x 57	0 333 009 009 ³⁾
	3	B	1	150	1000		•		•	•	106 x 56 x 57	0 333 009 011
Power relay, closed construction (metal housing); fastening 2 x Ø 5.3 mm.												
24	5	D	2	250 (3 Min.)			• single contact		•	•	87 x 62 x 102	0 333 007 002

Degrees of protection according to IEC 60529

Designation	Protection against contact	Protection against foreign bodies	Protection against water
IP 00	no protection	no protection	no protection
IP 30	with tools etc. thickness Ø > 2.5 mm	Ø > 2.5 mm	no protection
IP 33	with tools etc. thickness Ø > 2.5 mm	Ø > 2.5 mm	spraywater, at angles up 60° from the perpendicular
IP 53	complete	dust-protected	spraywater, at angles up 60° from the perpendicular
IP 54	complete	dust-protected	splashwater from all directions
IP 6K9K	complete	dust proof	high pressure/ steam jet cleaning

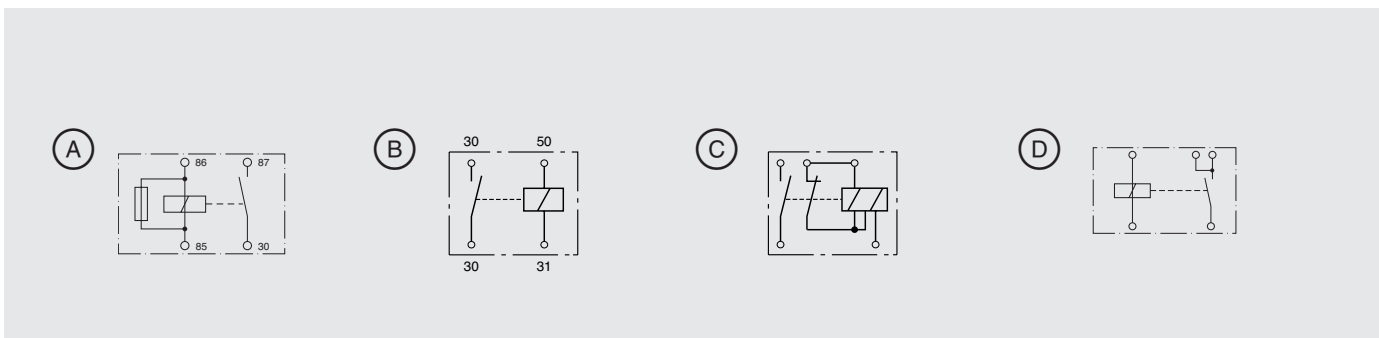
¹⁾ S1 – Continuous duty

²⁾ S2 – Short-time duty (1 s)

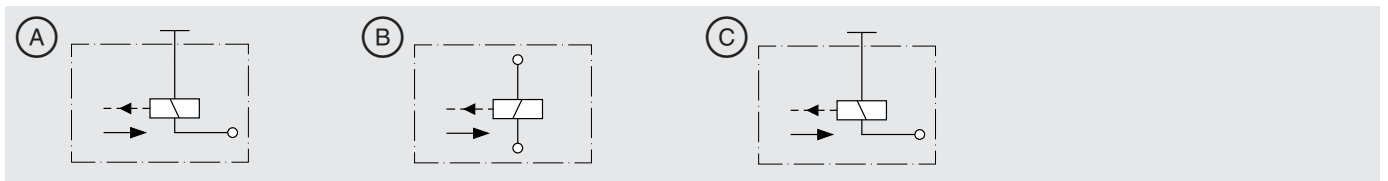
³⁾ Degree of protection

Relay	Housing	Terminals
0 333 006 006	IP 54	IP 00
0 333 006 010	IP 54	IP 00
0 333 009 009	IP 54	IP 00
0 333 009 010	IP 54	IP 00

The connection terminals must not be exposed to water and dirt.
 Power relays must be mounted with the terminals at the bottom.



Pulling electromagnets 12 V/24 V



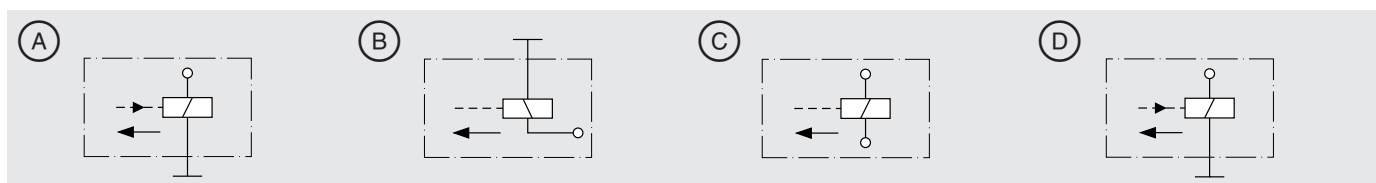
Nominal voltage	Working stroke	Nominal wattage ¹⁾	Operating mode ²⁾	Forces working stroke ³⁾	Forces with armature pulled in ³⁾	Forces return spring	Weight	Fig.	Connection and circuit diagram	Part number
V	mm	W		N	N	N	kg			
12	4	69	short-time duty	≤ 14	≤ 70	4±1	0.11	1	A	0 330 001 004
24	4	75	short-time duty	≤ 14	≤ 70	4±1	0.11	2	B	0 330 001 003
24	1.3	≤ 21	contin. duty	≤ 8	≤ 11	2.3±0.5	0.076	3	C	0 330 001 047

¹⁾ With armature pulled in

²⁾ Short-time duty, after 45 sec. of operation there should be a break of 4.5 min.

³⁾ At nominal voltage and winding temperature 23±5°C

Pushing electromagnets 12 V/24 V



Nominal voltage	Working stroke	Nominal wattage ¹⁾	Operating mode ²⁾	Forces working stroke ³⁾	Forces with armature pulled in ³⁾	Forces return spring	Weight	Fig.	Connection and circuit diagram	Part number
V	mm	W		N	N	N	kg			
12	3	42.5	short-time duty	≤12	≤60	0.9±0.2	0.14	1	A	0 330 106 001
12	2.6	42.5	short-time duty	≤20	≤30		0.19	2	B	0 330 106 006
24	7	152	short-time duty	≤50	≤120		0.4	3	C	0 330 101 026
24	3	48	short-time duty	≤12	≤60	0.9±0.2	0.14	4	D	0 330 106 003

¹⁾ With armature pulled in

²⁾ Short-time duty, after 45 sec. of operation there should be a break of 4.5 min.

³⁾ At nominal voltage and winding temperature 23±5°C

Electronic hazard-warning and turn-signal flashers

Turn-signal and hazard-warning flashing



Load	Fastening	Fig.	Part number	Vehicle makes ¹⁾
------	-----------	------	-------------	-----------------------------

For commercial vehicles 12 V

For vehicles without trailer hitch

2 (4)x 21 W+ 0-4 W	Mounting claw with hole Ø 6.4 mm	1 A	0 335 200 038 ²⁾	Ford, Mercedes-Benz, Volvo, VW
-----------------------	----------------------------------	-----	------------------------------------	--------------------------------

For vehicles with trailer hitch

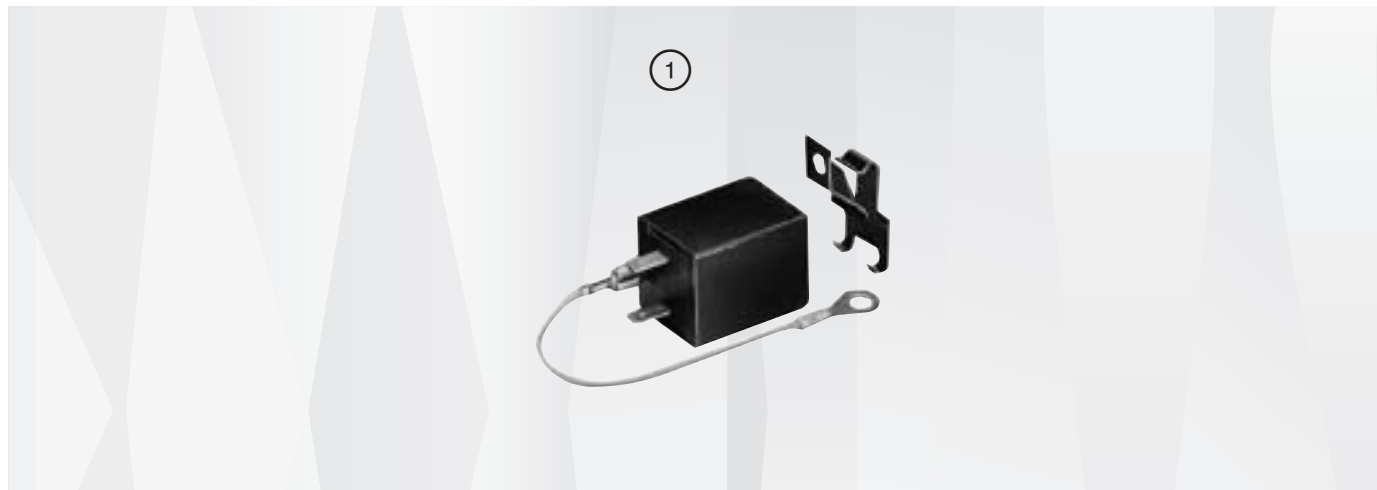
2+ 1(6)x 21 W	Mounting claw with hole Ø 6.4 mm	1 B	0 335 200 041 ²⁾	Ford, Mercedes-Benz, Volvo, VW
2+1+ 1(8)x 21 W+ 1,2-2 W	Bracket at top, 1 hole Ø 6.4 mm	2 C	0 335 200 160	Huerlimann, John Deere, Lamborghini, Same, Schilter, Steyr
2+1+ 1 x 21 W(8)/ LED	Bracket at top, 1 hole Ø 6.4 mm	2 C	0 335 200 161	
3+1(8)x 21 W	Bracket on both sides, 2 holes Ø 6.4 mm	3 D	0 335 215 154	Berna, Faun, Kaelble, Saurer, Steyr

¹⁾ See application recommendations for vehicle models

²⁾ Ground cable supplied

Electronic hazard-warning and turn-signal flashers for LED

Turn-signal and hazard-warning flashing



Load	Fastening	Fig.	Part number	Application
------	-----------	------	-------------	-------------

For commercial vehicles 24 V

For vehicles with trailer hitch

3+ 1(8)x21 W	no strap	1 A	0 335 215 168	LED
4+ 1(10)x21 W	no strap	1 A	0 335 215 169	LED

Guaranteed full power. 100% silicone ignition cables from Bosch.

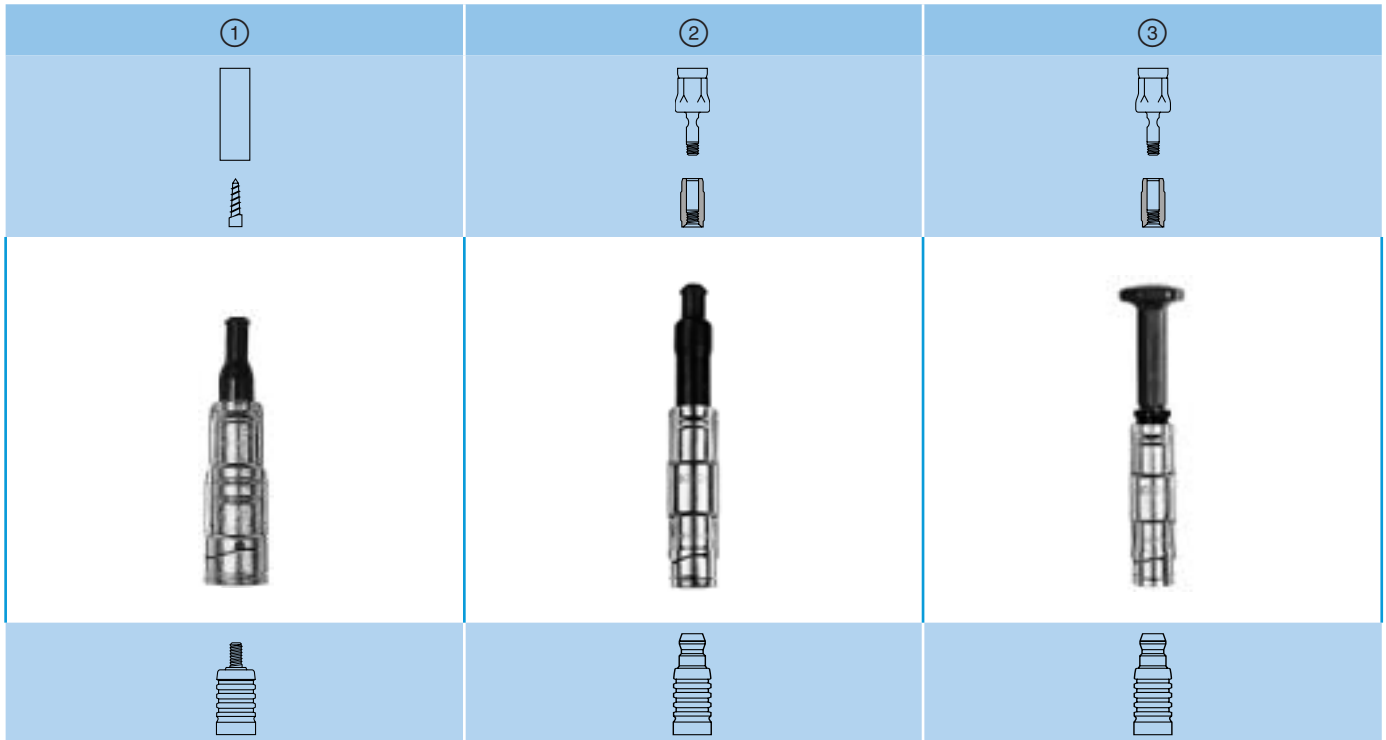


Greatly extended range featuring high-voltage ignition cables for a perfect fit

- ▶ Bosch original equipment quality
- ▶ outer ignition cable insulation made of 100% silicone, no PVC
- ▶ resistant to extreme temperatures between -60 °C and above +200 °C
- ▶ not susceptible to chemical and mechanical influences
- ▶ outstanding interference suppression and insulation
- ▶ protection of engine and catalytic converter

Spark-plug connectors

Interference-suppressed, partially screened



For ignition cable – 7 mm dia.

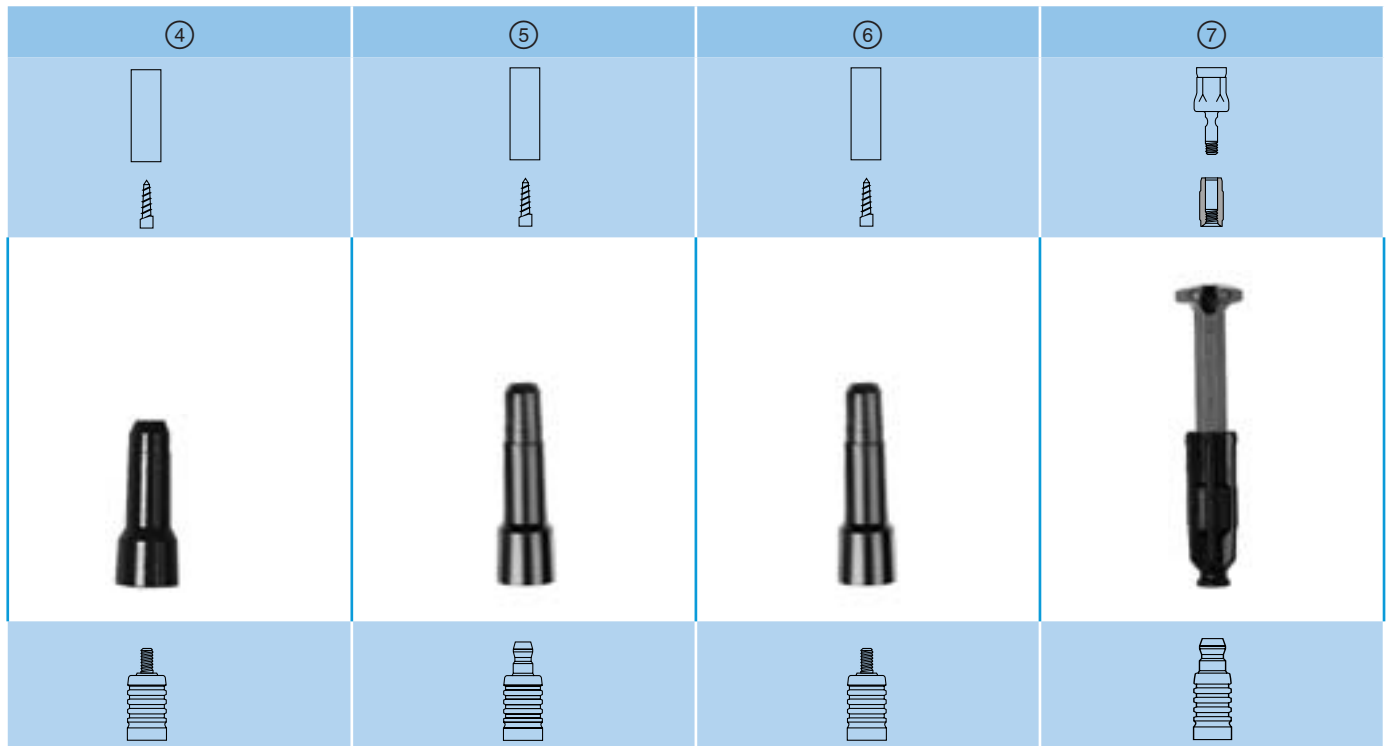
Fig.	Connections cable end/ spark plug	Spark plugs A/F ¹⁾	Length ³⁾ mm	Resistance kΩ	Material ²⁾	Characteristics	Splash guards	Part number	Application
1	wood screw/ pin M4	21	105	1	UP/silicone	up to 120 °C	on both ends	0 356 301 022	Mercedes-Benz, general
2	female thread M3/ DIN (ISO)	16	130	1	UP/silicone	up to 150 °C	on both ends	0 356 301 028	Mercedes-Benz, general
3	female thread M3/ DIN (ISO)	16	150	2	UP/silicone	up to 150 °C	plug end	0 356 351 053	Mercedes-Benz, general

¹⁾ Width across flats

²⁾ PF polyester, UP bakelite

³⁾ Up to middle of diameter, spark plug / cable side

Spark-plug connectors Interference-suppressed



For ignition cable – 7 mm dia.

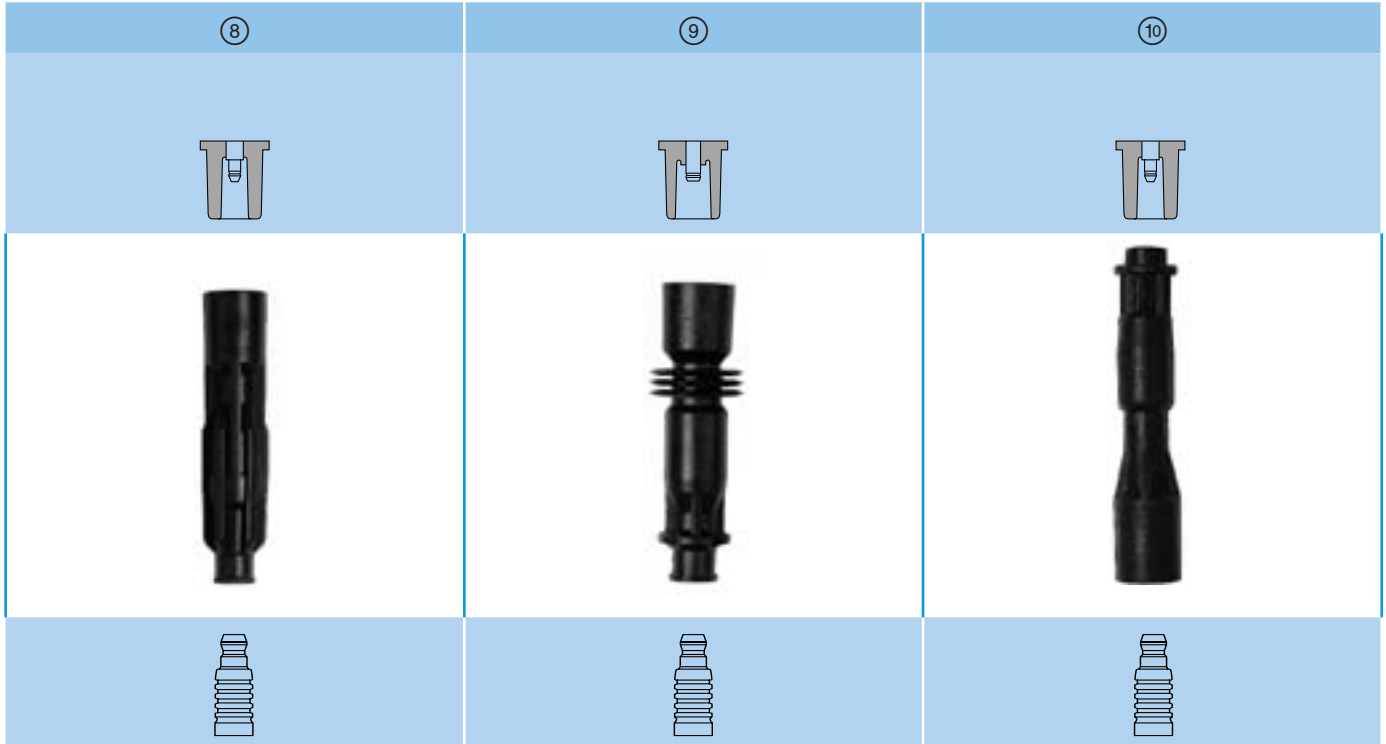
Fig.	Connections cable end/ spark plug	Spark plugs Δ/F ¹⁾	Length ³⁾ mm	Resistance kΩ	Material ²⁾	Characteristics	Splash guards	Part number	Application
4	wood screw/ pin M4	21	52	–	PF	up to 120 °C	–	0 356 002 001	General
5	wood screw/ DIN (ISO)	21	63	5	UP	up to 150 °C	–	0 356 100 006	Volvo, general
6	wood screw/ pin M4	21	109	1.4	UP	up to 150 °C	–	0 356 100 030	BMW, general
7	female thread M3/ DIN (ISO)	16	140	2	UP/silicone	up to 150 °C	plug end	0 356 150 022	Mercedes-Benz

¹⁾ Width across flat

²⁾ PF polyester, UP bakelite, PPS polyphenylene sulfide

³⁾ Up to middle of diameter, spark plug / cable side

Spark-plug connectors (continued)
Interference-suppressed



Plug connectors for installation between ignition-module coil and spark plug

Fig.	Connections cable end/ spark plug	Spark plugs A/F ¹⁾	Length ³⁾ mm	Resis- tance kΩ	Material ²⁾	Characteristics	Splash guards	Part number	Application
8	detent pin 4 mm dia./ DIN (ISO)	16	114	2	UP/silicone	up to 150 °C	on both ends	0 356 100 100	Mercedes-Benz
9	detent pin 5 mm dia./ DIN (ISO)	16	100	2	UP/silicone	up to 150 °C	on both ends	0 356 100 107	Alfa Romeo
10	detent pin 4 mm dia./ DIN (ISO)	16	121	1	UP/silicone	up to 150 °C	on both ends	1 354 489 085	BMW

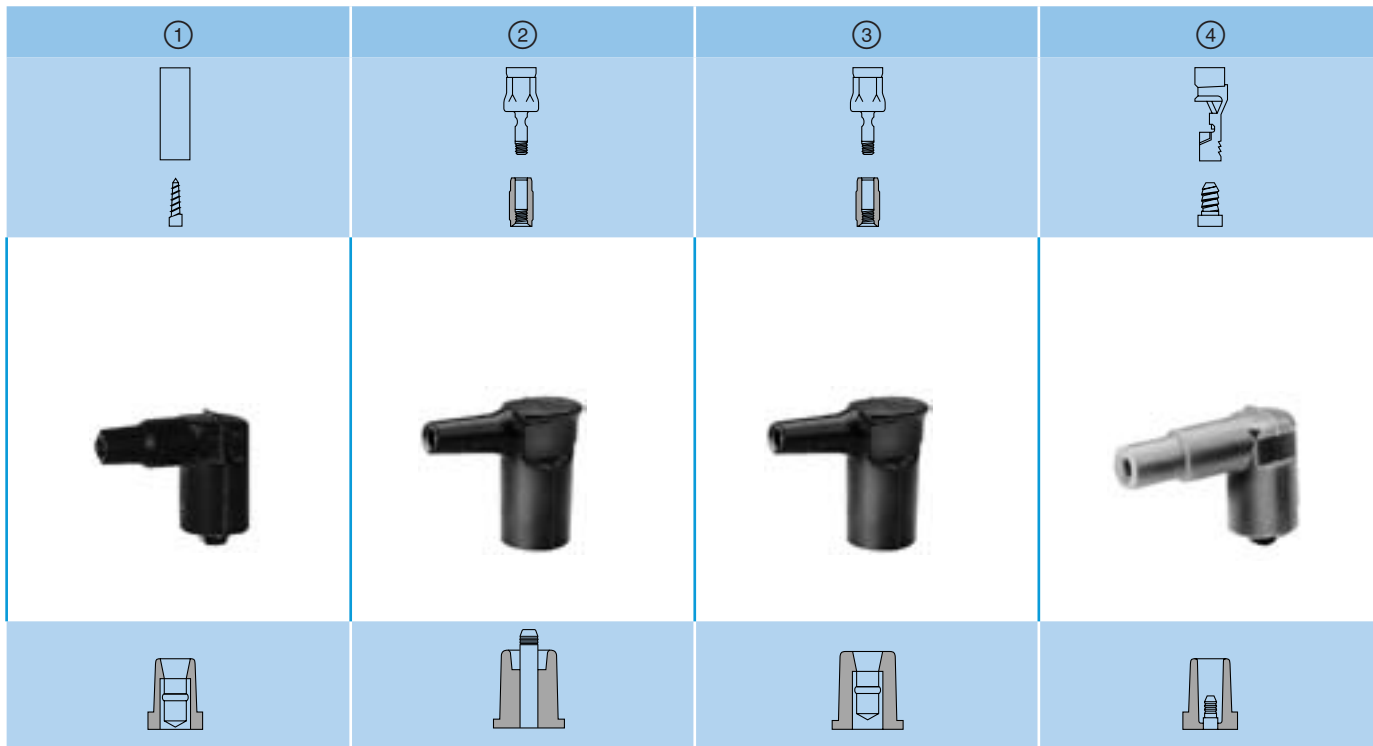
¹⁾ Width across flats

²⁾ UP bakelite

³⁾ Up to middle of diameter, spark plug / cable side

Ignition-coil connectors/Ignition-distributor connectors

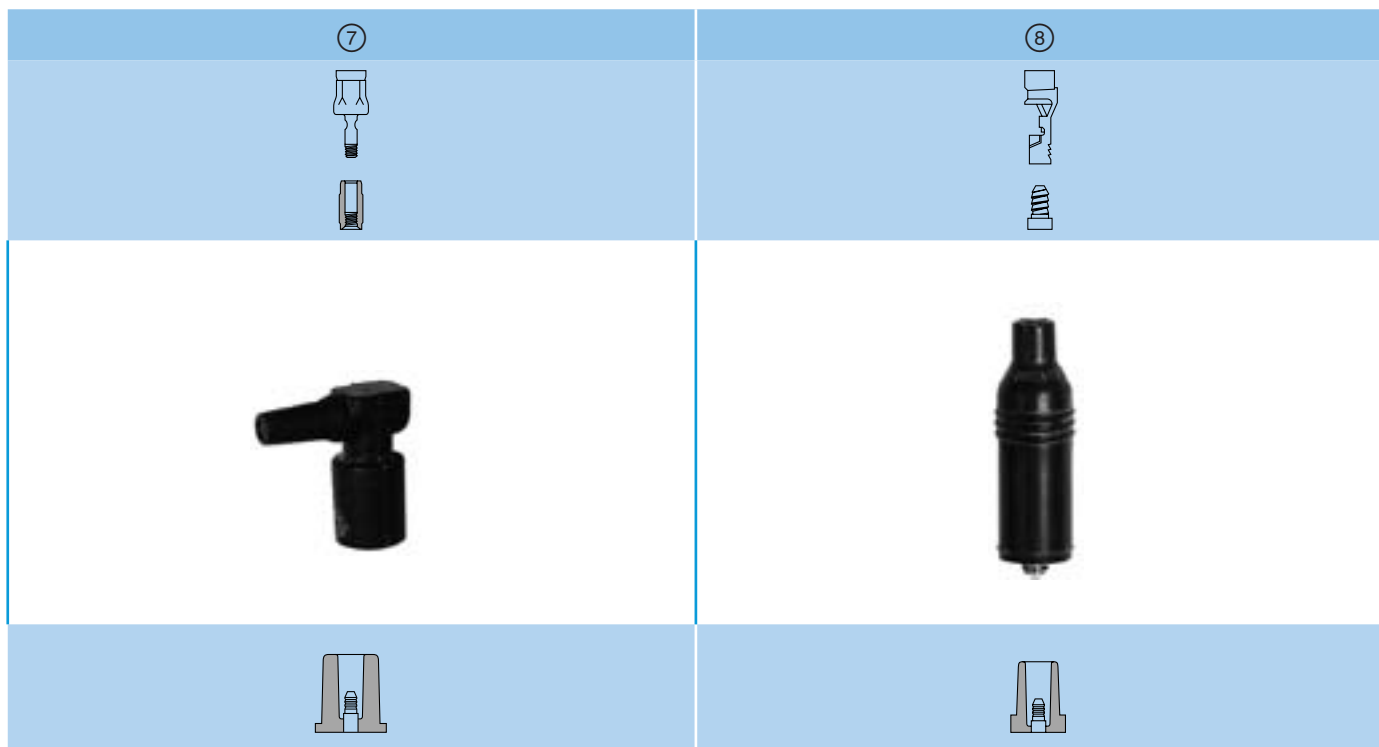
Interference-suppressed



For ignition cable – 7 mm dia.

Fig.	Connections cable end/ignition coil, ign. distributor	Length ¹⁾ mm	Resistance kΩ	Material	Characteristics	Splash guards	Part number	Application
1	wood screw/ DIN (ISO)	30/23	1	silicone	for 27 kV domes, up to 120°C	on both ends	0 356 250 019	Audi, BMW, VW, general
2	female thread M3/detent pin 6.4 mm dia.	37/37	–	silicone	for 30 kV domes, up to 120°C	on both ends	0 356 250 027	Mercedes-Benz, Porsche
3	female thread M3/DIN (ISO)	42/37	–	silicone	for 30 kV domes, up to 120°C	on both ends	0 356 250 029	Mercedes-Benz, Porsche
4	saw-tooth thread/ detent pin 4 mm dia.	29/41	1	silicone	for 27 kV domes, up to 120°C	on both ends	0 356 250 033	Alfa Romeo, Audi, BMW, VW

¹⁾ Up to middle of diameter on each connector side



For ignition cable – 7 mm dia.

Fig.	Connections cable end/ignition coil, ign. distributor	Length ¹⁾ mm	Resistance kΩ	Material	Characteristics	Splash guards	Part number	Application
7	female thread M3/ detent pin 4 mm dia.	43/38 ¹⁾	1	silicone	for 30 kV domes, up to 120°C	on both ends	0 356 250 035	Mercedes-Benz
8	saw-tooth thread/ detent pin 4 mm dia.	68	1	silicone ²⁾	for 27 kV domes, up to 120°C	on both ends	0 356 200 013	Audi, VW, general

¹⁾ Up to middle of diameter on each connector side

²⁾ CR neoprene



Copper-core ignition cables, unshielded

① ... ③ By the meter

Fig.	Ignition cable dia. mm	Conductor cross-section mm ²	Version	Part number 50 m in cardboard box
1	5	1	black PVC	6 181 190 100
2	7	1	black/Hypalon, low capacity, heat-resistant to 150 °C	6 180 190 100
3	7	1	transparent PVC	6 181 001 100

Accessories for vehicle heaters

For with water-cooled engines vehicles



① **Water cock for pipe connection**
(Quantity required: 2)

1 147 415 000



② **Electric water pump**
(without fastening materials)

Application for heating systems in construction machines etc. with thermosiphon cooling.

Water connection Ø 14 mm

24 V

0 392 020 027

Fastening materials

for electric water pump

Spring washer Ø 5 mm

2 916 699 131














Order number overview

(complete)

0 189 ...		0 332 015 001	A70	0 335 200 161	A80	0 342 309 011	A57	0 356 250 029	A88
0 189 999 01M	A20	0 332 015 002	A70	0 335 215 154	A80	0 342 309 012	A57	0 356 250 033	A88
0 189 999 03M	A20	0 332 015 006	A70	0 335 215 168	A81	0 342 311 003	A56	0 356 250 035	A89
0 189 999 07M	A21	0 332 015 008	A70	0 335 215 169	A81	0 342 311 004	A56	0 356 301 022	A84
0 189 999 110	A21	0 332 019 103	A70	0 340 ...		0 342 311 006	A56	0 356 301 028	A84
0 189 999 130	A20	0 332 019 109	A70	0 340 000 001	A49	0 342 311 007	A56	0 356 351 053	A84
0 189 999 170	A21	0 332 019 110	A70	0 340 302 100	A53	0 342 315 001	A59	0 392 ...	
0 189 999 230	A21	0 332 019 150	A70	0 340 302 101	A53	0 342 315 004	A59	0 392 020 027	
0 189 999 270	A21	0 332 019 151	A70	0 340 302 103	A52	0 342 316 002	A60	0 986 ...	
0 320 ...		0 332 019 155	A70	0 340 302 104	A52	0 342 316 003	A60	0 986 320 003	
0 320 223 002	A10	0 332 019 157	A70	0 340 302 105	A52	0 343 ...		0 986 320 111	
0 320 223 003	A10	0 332 019 203	A70	0 340 302 106	A52	0 343 003 001	A49	0 986 320 112	
0 320 223 008	A11	0 332 019 205	A70	0 340 302 107	A52	0 343 003 004	A49	0 986 320 113	
0 320 223 009	A11	0 332 019 213	A70	0 340 302 108	A52	0 343 003 005	A49	0 986 320 114	
0 320 223 021	A10	0 332 019 453	A70	0 340 302 109	A52	0 343 003 007	A49	0 986 320 131	
0 320 223 022	A10	0 332 019 456	A70	0 340 302 111	A52	0 343 007 001	A49	0 986 320 132	
0 320 223 024	A11	0 332 019 457	A70	0 340 302 113	A52	0 343 008 006	A59	0 986 320 133	
0 320 223 024	A11	0 332 019 801	A70	0 340 302 114	A52	0 343 008 009	A59	0 986 320 135	
0 320 223 025	A11	0 332 201 107	A73	0 340 302 150	A53	0 343 013 001	A49	0 986 320 136	
0 320 223 025	A11	0 332 207 402	A73	0 340 603 001	A50	0 343 102 008	A51	0 986 320 146	
0 320 223 027	A11	0 332 209 138	A71	0 340 604 001	A50	0 343 102 010	A51	0 986 320 147	
0 320 223 028	A11	0 332 209 150	A71	0 341 ...		0 343 102 030	A51	0 986 320 148	
0 320 223 910	A11	0 332 209 151	A71	0 341 001 001	A58	0 343 102 031	A51	0 986 320 148	
0 320 223 911	A11	0 332 209 152	A71	0 341 002 003	A58	0 343 302 003	A60	0 986 320 187	
0 320 226 002	A10	0 332 209 158	A71	0 341 003 004	A58	0 343 401 001	A59	0 986 320 191	
0 320 226 003	A10	0 332 209 159	A71	0 341 101 001	A60	0 352 ...		0 986 320 301	
0 320 226 004	A11	0 332 209 203	A71	0 341 003 004	A58	0 352 040 002	A38	0 986 320 302	
0 320 226 005	A11	0 332 209 204	A71	0 341 101 001	A60	0 352 070 011	A38	0 986 320 304	
0 320 226 007	A10	0 332 209 206	A71	0 341 300 002	A61	0 352 140 001	A38	0 986 320 314	
0 320 226 008	A10	0 332 209 207	A71	0 341 500 801	A48	0 352 170 003	A38	0 986 320 316	
0 320 226 010	A10	0 332 209 211	A71	0 341 500 803	A48	0 352 170 004	A38	0 986 320 351	
0 320 226 011	A10	0 332 209 216	A71	0 341 600 001	A62	0 352 220 001	A42	0 986 320 351	
0 320 226 016	A11	0 333 ...		0 341 810 007	A62	0 352 221 001	A40	0 986 320 395	
0 320 226 017	A11	0 333 006 006	A76	0 341 810 008	A62	0 352 222 008	A40	0 986 320 396	
0 328 ...		0 333 006 006	A76	0 341 810 009	A62	0 352 222 009	A40	0 986 320 400	
0 328 003 024	A17	0 333 006 010	A76	0 342 ...		0 352 222 009	A40	0 986 320 401	
0 328 006 002	A17	0 333 007 002	A76	0 342 006 001	A55	0 352 320 001	A42	0 986 332 002	
0 328 100 002	A19	0 333 009 002	A76	0 342 006 003	A55	0 354 ...		0 986 332 022	
0 330 ...		0 333 009 004	A76	0 342 006 007	A55	0 354 120 003	A47	0 986 332 030	
0 330 001 003	A78	0 333 009 005	A76	0 342 006 009	A55	0 354 120 004	A47	0 986 332 040	
0 330 001 004	A78	0 333 009 009	A76	0 342 106 004	A54	0 354 120 004	A47	0 986 332 041	
0 330 001 047	A78	0 333 009 009	A76	0 342 106 005	A54	0 354 120 005	A47	0 986 332 050	
0 330 101 026	A79	0 333 009 010	A76	0 342 106 012	A54	0 354 120 006	A47	0 986 332 053	
0 330 106 001	A79	0 333 009 010	A76	0 342 201 009	A54	0 354 130 003	A47	0 986 332 071	
0 330 106 003	A79	0 333 009 011	A76	0 342 201 010	A54	0 356 ...		0 986 332 072	
0 330 106 006	A79	0 333 300 003	A74	0 342 202 001	A55	0 356 002 001	A85	0 986 332 080	
0 332 ...		0 333 301 007	A74	0 342 202 002	A55	0 356 100 006	A85	0 986 332 086	
0 332 002 156	A75	0 333 301 009	A74	0 342 203 001	A55	0 356 100 006	A85	0 986 332 087	
0 332 002 168	A76	0 333 301 010	A74	0 342 307 001	A54	0 356 100 030	A85	0 986 332 091	
0 332 002 256	A75	0 333 301 015	A74	0 342 309 003	A57	0 356 100 100	A86	0 986 334 001	
0 332 002 258	A76	0 335 ...		0 342 309 005	A57	0 356 100 107	A86	0 986 334 002	
0 332 002 258		0 335 200 038	A80	0 342 309 006	A57	0 356 150 022	A85	0 986 340 001	
0 332 002 258		0 335 200 041	A80	0 342 309 007	A56	0 356 200 013	A89	0 986 340 010	
0 332 002 258		0 335 200 160	A80	0 342 309 008	A56	0 356 250 019	A88	0 986 340 100	
0 332 002 258				0 342 309 010	A57	0 356 250 027	A88	0 986 340 120	

№		№		№		№		№		
0 986 344 032	A64	0 986 352 007	A40	1 191 017 006	A43	1 904 478 331	A22	1 987 302 540	A3	
0 986 344 033	A64	0 986 352 015	A41	1 327 ...		1 904 478 350	A22	1 987 302 541	A3	
0 986 344 036	A64	0 986 352 016	A41			1 904 492 016	A22	1 987 302 701	A3	
0 986 344 040	A64	0 986 352 026	A39	1 327 011 002	A19	1 904 520 015	A43	1 987 302 703	A3	
0 986 344 041	A64	0 986 352 028	A38	1 327 011 004	A19	1 904 520 016	A43	1 987 302 704	A3	
0 986 344 044	A64	0 986 352 029	A39	1 330 ...		1 904 520 017	A43	1 987 302 705	A3	
0 986 344 046	A64	0 986 352 030	A39			1 904 520 018	A43	1 987 302 706	A3	
0 986 344 052	A64	0 986 352 100	A42	1 330 140 000	A55	1 904 521 441	A43	1 987 302 707	A3	
0 986 344 054	A64	0 986 352 128	A42	1 342 ...		1 904 522 750	A43	1 987 302 712	A3	
0 986 344 055	A64	0 986 352 804	A40			1 904 529 901	A44	1 987 302 732	A3	
0 986 344 056	A64	0 986 352 812	A41	1 342 026 003	A58	1 904 529 902	A44	1 987 302 742	A3	
0 986 344 058	A64	0 986 352 813	A39	1 342 026 004	A58	1 904 529 903	A44	1 987 302 772	A3	
0 986 344 074	A64	0 986 352 814	A39	1 343 ...		1 904 529 904	A44	1 987 352 005	A34	
0 986 344 076	A64	0 986 352 816	A38			1 904 529 905	A44	1 987 352 126	A42	
0 986 344 077	A64	0 986 352 817	A39	1 343 300 002	A59	1 904 529 906	A44	1 987 352 401	A30	
0 986 344 085	A64	0 986 352 818	A41	1 350 ...		1 904 529 907	A44	1 987 352 402	A30	
0 986 344 087	A64	0 986 352 819	A39			1 904 529 908	A44	1 987 352 403	A30	
0 986 344 090	A64	0 986 352 820	A38	1 350 500 001	A40	1 904 529 909	A44	1 987 352 404	A30	
0 986 345 000	A65	0 986 352 824	A42	1 350 500 012	A40	1 987 ...		1 987 352 405	A30	
0 986 345 001	A65	0 986 352 826	A41	1 354 ...		1 987 302 208	A50	1 987 352 406	A30	
0 986 345 003	A65	0 986 AHO 080	A76			1 987 302 212	A61	1 987 352 407	A30	
0 986 345 004	A65	0 986 AHO 081	A76	1 354 489 085	A86	1 987 302 411	A3	1 987 352 408	A30	
0 986 345 006	A65	0 986 AHO 082	A76	1 901 ...		1 987 302 421	A3	1 987 352 409	A30	
0 986 345 007	A65	0 986 AHO 083	A76			1 987 302 431	A3	1 987 352 410	A30	
0 986 345 008	A65	0 986 AHO 090	A73	1 901 020 801	A25	1 987 302 431	A3	1 987 352 411	A30	
0 986 345 009	A65	0 986 AHO 091	A73	1 901 020 802	A25	1 987 302 441	A3	1 987 352 412	A30	
0 986 345 017	A65	0 986 AHO 092	A73	1 901 020 803	A25	1 987 302 471	A3	1 987 352 413	A30	
0 986 345 110	A66	0 986 AHO 093	A73	1 901 353 003	A24	1 987 302 481	A3	1 987 352 414	A30	
0 986 345 111	A66	0 986 AHO 113	A73	1 901 353 004	A24	1 987 302 501	A3	1 987 352 415	A30	
0 986 345 112	A66	0 986 AHO 114	A73	1 901 353 005	A24	1 987 302 504	A3	1 987 352 416	A30	
0 986 345 113	A66	0 986 AHO 115	A73	1 901 353 006	A24	1 987 302 504	A50	1 987 352 417	A30	
0 986 345 114	A66	0 986 AHO 116	A73	1 901 353 007	A24	1 987 302 505	A3	1 987 352 418	A30	
0 986 345 115	A66	0 986 AHO 203	A12	1 901 353 008	A24	1 987 302 507	A3	1 987 352 419	A30	
0 986 345 116	A66	0 986 AHO 501	A16	1 901 353 009	A24	1 987 302 508	A3	1 987 352 420	A30	
0 986 345 202	A63	0 986 AHO 502	A16	1 901 353 010	A24	1 987 302 508	A61	1 987 352 421	A30	
0 986 345 408	A66	0 986 AHO 503	A16	1 901 353 011	A24	1 987 302 510	A3	1 987 352 422	A30	
0 986 345 409	A66	0 986 AHO 505	A16	1 901 355 835	A22	1 987 302 512	A3	1 987 352 423	A30	
0 986 345 410	A66	0 986 AHO 506	A16	1 901 355 836	A22	1 987 302 514	A3	1 987 352 424	A30	
0 986 345 411	A66	0 986 AHO 507	A16	1 901 355 837	A22	1 987 302 515	A3	1 987 352 425	A30	
0 986 345 501	A63	0 986 AHO 730	A9	1 901 355 866	A22	1 987 302 516	A3	1 987 352 426	A30	
0 986 345 503	A63	0 986 AHO 731	A9	1 901 355 876	A22	1 987 302 517	A3	1 987 352 427	A30	
0 986 346 002	A68	0 986 AHO 732	A9	1 901 355 880	A22	1 987 302 518	A3	1 987 352 428	A30	
0 986 346 062	A68	0 986 AHO 740	A14	1 901 355 881	A22	1 987 302 519	A3	1 987 352 429	A30	
0 986 346 112	A66	0 986 AHO 741	A14	1 901 355 882	A22	1 987 302 520	A3	1 987 352 430	A30	
0 986 346 370	A67	0 986 AHO 742	A14	1 901 355 968	A22	1 987 302 521	A3	1 987 352 431	A30	
0 986 346 371	A67	0 986 AHO 743	A15	1 901 355 975	A22	1 987 302 523	A3	1 987 352 432	A30	
0 986 346 372	A67	0 986 AHO 744	A15	1 901 355 975	A69	1 987 302 524	A3	1 987 352 433	A30	
0 986 346 373	A67	0 986 AHO 745	A15	1 901 355 975	A72	1 987 302 526	A3	1 987 352 434	A30	
0 986 346 374	A67	1 147 ...		1 901 355 981	A22	1 987 302 527	A3	1 987 352 435	A30	
0 986 346 375	A67			1 901 360 810	A22	1 987 302 528	A3	1 987 352 436	A31	
0 986 346 376	A67	1 147 415 000	A91	1 901 360 820	A22	1 987 302 532	A3	1 987 352 437	A31	
0 986 346 377	A67	1 191 ...		1 901 360 821	A22	1 987 302 533	A3	1 987 352 438	A31	
0 986 346 378	A67			1 904 ...		1 987 302 535	A3	1 987 352 439	A31	
0 986 346 379	A67	1 191 017 003	A43			1 987 302 537	A3	1 987 352 440	A31	
0 986 352 000	A41	1 191 017 004	A43	1 904 478 301	A22	1 987 302 538	A3	1 987 352 441	A31	
0 986 352 006	A40	1 191 017 005	A43	1 904 478 325	A22	1 987 302 539	A3	1 987 352 442	A31	

Order number overview (complete)
(continued)

										
1 987 352 443	A31	1 987 529 031	A44	1 987 531 001	A43	3 334 ...		5 998 343 050	A32	
1 987 352 444	A31	1 987 529 032	A44	1 987 531 002	A43			5 998 343 068	A31	
1 987 352 445	A31	1 987 529 033	A44	1 987 531 003	A43	3 334 485 007	A69	5 998 343 071	A32	
1 987 352 446	A31	1 987 529 034	A44	1 987 531 004	A43	3 334 485 007	A72	5 998 343 079	A32	
1 987 352 447	A31	1 987 529 036	A44	1 987 531 005	A43	3 334 485 008	A69	5 998 343 081	A31	
1 987 352 448	A31	1 987 529 037	A45	1 987 531 006	A43	3 334 485 008	A72	5 998 343 085	A32	
1 987 352 501	A31	1 987 529 038	A45	1 987 531 007	A43	3 334 485 041	A69	5 998 343 092	A31	
1 987 352 502	A31	1 987 529 039	A44	1 987 531 008	A43	3 334 485 041	A72	5 998 343 097	A32	
1 987 352 503	A31	1 987 529 040	A44	1 987 531 010	A43	3 334 485 045	A73	5 998 343 111	A31	
1 987 352 504	A31	1 987 529 041	A44	1 987 531 011	A43	3 334 485 046	A73	5 998 343 124	A31	
1 987 352 505	A31	1 987 529 042	A44	1 987 531 012	A43	3 334 485 049	A73	5 998 343 137	A31	
1 987 352 506	A31	1 987 529 043	A44	1 987 531 013	A43	3 340 ...		5 998 343 145	A31	
1 987 352 507	A31	1 987 529 044	A44	1 987 531 014	A43	3 340 522 025	A19	5 998 343 153	A31	
1 987 352 508	A31	1 987 529 045	A44	1 987 531 016	A43	3 341 ...		5 998 343 157	A32	
1 987 352 509	A31	1 987 529 046	A44	1 987 531 017	A43	3 341 980 260	A59	5 998 343 165	A32	
1 987 352 510	A31	1 987 529 047	A44	1 987 531 018	A43	3 341 980 329	A59	5 998 343 183	A32	
1 987 352 511	A31	1 987 529 048	A44	1 987 532 000	A26	3 341 980 338	A59	5 998 343 184	A32	
1 987 352 512	A31	1 987 529 049	A44	1 987 532 001	A26	3 341 980 379	A59	5 998 343 185	A32	
1 987 352 513	A32	1 987 529 050	A46	1 987 532 002	A26	3 341 981 010	A54	5 998 343 186	A32	
1 987 352 514	A32	1 987 529 051	A46	1 987 532 003	A26	3 341 982 209	A57	5 998 343 187	A32	
1 987 352 515	A32	1 987 529 052	A46	1 987 532 004	A26	3 341 982 210	A56	5 998 343 188	A32	
1 987 352 516	A32	1 987 529 053	A46	1 987 532 005	A26	3 341 982 229	A57	5 998 343 189	A32	
1 987 352 517	A32	1 987 529 054	A46	1 987 532 006	A26	3 341 982 279	A59	5 998 343 190	A32	
1 987 352 518	A32	1 987 529 055	A46	1 987 532 007	A26	3 343 ...		5 998 343 191	A32	
1 987 352 519	A32	1 987 529 056	A46	1 987 532 008	A26	3 343 231 070	A59	5 998 343 192	A32	
1 987 352 520	A32	1 987 529 057	A46	1 987 532 009	A26	3 347 ...		5 998 343 193	A32	
1 987 352 521	A32	1 987 529 058	A46	1 987 532 010	A26	3 347 000 030	A56	5 998 343 194	A32	
1 987 352 522	A32	1 987 529 059	A46	1 987 532 011	A26	3 347 000 032	A56	5 998 343 195	A32	
1 987 352 523	A32	1 987 529 060	A46	1 987 532 012	A26	5 998 ...		5 998 343 196	A32	
1 987 352 524	A32	1 987 529 061	A46	1 987 532 013	A26	5 998 340 036	A31	5 998 343 197	A32	
1 987 352 525	A32	1 987 529 062	A45	1 987 532 014	A26	5 998 340 039	A31	5 998 351 003	A33	
1 987 352 526	A32	1 987 529 063	A45	1 987 532 015	A26	5 998 340 042	A31	5 998 351 004	A33	
1 987 352 527	A32	1 987 529 064	A45	1 987 532 016	A26	5 998 340 044	A31	5 998 351 101	A33	
1 987 352 528	A32	1 987 529 065	A45	1 987 532 017	A26	5 998 340 049	A31	5 998 351 105	A33	
1 987 352 529	A32	1 987 529 066	A45	1 987 532 018	A26	5 998 343 001	A32	5 998 352 013	A33	
1 987 352 530	A32	1 987 529 068	A45	1 987 532 019	A26	5 998 343 002	A32	5 998 352 018	A33	
1 987 352 531	A32	1 987 529 069	A45	1 987 532 020	A26	5 998 343 016	A31	5 998 352 021	A33	
1 987 352 532	A32	1 987 529 070	A45	1 987 532 021	A26	5 998 343 019	A31	6 168 ...		
1 987 352 533	A32	1 987 529 071	A45	1 987 532 023	A26	5 998 343 020	A31	6 168 910 161	A35	
1 987 352 534	A32	1 987 529 072	A45	1 987 532 024	A27	5 998 343 021	A31	6 168 910 251	A35	
1 987 352 535	A32	1 987 529 073	A45	1 987 532 025	A27	5 998 343 022	A32	6 168 910 351	A35	
1 987 352 536	A32	1 987 529 074	A45	1 987 532 026	A27	5 998 343 023	A32	6 168 910 501	A35	
1 987 352 537	A32	1 987 529 075	A45	1 987 532 027	A27	5 998 343 024	A32	6 168 910 701	A35	
1 987 529 011	A43	1 987 529 076	A45	1 987 532 028	A27	5 998 343 025	A32	6 168 910 951	A35	
1 987 529 018	A44	1 987 529 077	A44	1 987 532 029	A27	5 998 343 026	A32	6 180 ...		
1 987 529 019	A44	1 987 529 078	A45	1 987 532 030	A28	5 998 343 027	A32	6 180 190 100	A90	
1 987 529 020	A44	1 987 529 079	A46	1 987 532 031	A28	5 998 343 028	A32	6 181 ...		
1 987 529 021	A44	1 987 529 080	A45	1 987 532 032	A27	5 998 343 029	A32	6 181 001 100	A90	
1 987 529 022	A44	1 987 529 081	A45	1 987 532 033	A27	5 998 343 030	A32	6 181 190 100	A90	
1 987 529 023	A44	1 987 529 082	A45	1 987 532 034	A27	5 998 343 031	A32	6 244 ...		
1 987 529 025	A44	1 987 529 901	A43	1 987 532 035	A26	5 998 343 034	A32	6 244 001 203	A34	
1 987 529 026	A44	1 987 529 902	A43	1 987 532 100	A25	5 998 343 035	A32	6 244 001 205	A34	
1 987 529 027	A44	1 987 529 903	A43	1 987 532 101	A28	5 998 343 036	A32			
1 987 529 028	A44	1 987 529 904	A43	2 916 ...						
1 987 529 029	A44	1 987 529 905	A43	2 916 699 131	A91					
1 987 529 030	A44	1 987 531 000	A43							

No		No	
6 244 002 305	A34	8 781 353 008	A24
6 244 002 405	A34	8 781 353 009	A24
6 254 ...		8 781 353 119	A24
6 254 011 205	A34	8 781 353 121	A24
6 254 012 305	A34	8 781 353 122	A24
6 254 012 403	A34	8 781 353 125	A24
6 254 012 405	A34	8 781 353 126	A24
6 259 ...		8 781 353 127	A24
6 259 002 305	A35	8 781 353 128	A24
6 259 002 306	A35	8 781 353 130	A24
6 259 002 405	A35	8 781 353 131	A24
6 259 002 406	A35	8 781 353 132	A24
6 259 002 506	A35	8 781 353 133	A24
7 781 ...		8 781 354 002	A24
7 781 700 004	A23	8 781 354 003	A24
7 781 700 006	A22	8 781 354 004	A24
7 781 700 007	A22	8 781 354 005	A24
7 781 700 008	A22	8 781 354 006	A24
7 781 700 009	A22	8 781 355 000	A23
7 781 700 010	A22	8 781 355 800	A23
7 781 700 014	A23	8 781 355 810	A22
7 781 700 015	A23	8 781 355 811	A22
7 781 700 017	A23	8 781 360 800	A23
7 781 700 018	A23	8 781 360 810	A23
7 781 700 019	A24	8 784 ...	
7 781 700 020	A24	8 784 477 005	A25
7 781 700 021	A24	8 784 477 008	A22
7 781 700 022	A24	8 784 478 014	A22
7 781 700 023	A24	8 784 478 015	A22
7 781 700 025	A24	8 784 479 005	A23
7 781 700 026	A24	8 784 479 006	A23
7 781 700 027	A24	8 784 480 000	A23
7 781 700 029	A22	8 784 480 001	A23
7 781 700 030	A22	8 784 480 009	A23
7 781 700 031	A22	8 784 480 010	A22
7 781 700 032	A24	8 784 480 011	A22
7 781 999 592	A36	8 784 485 000	A23
7 781 999 593	A36	8 784 485 001	A23
7 781 999 594	A36	8 790 ...	
7 781 999 595	A36	8 790 451 002	A22
7 781 999 596	A36	9 320 ...	
7 781 999 939	A33	9 320 335 007	A13
7 781 999 950	A33		
8 780 ...			
8 780 422 000	A24		
8 780 499 002	A24		
8 781 ...			
8 781 324 028	A47		
8 781 353 000	A24		
8 781 353 001	A24		
8 781 353 007	A24		

de

Verwendungsteil

en

Applications

fr

Affectations

de

Benutzerhinweise

In diesem Katalog sind die Daten von Fahrzeugen, Motoren und Geräten für den europäischen Markt von Baujahr 2000 bis einschließlich 2021 erfasst. Diese wurden aus Hersteller- und Importeurangaben, aus Fahrzeuguntersuchungen sowie aus Unterlagen von Bosch nach bestem Wissen sorgfältig zusammengestellt und geben den Stand zum Zeitpunkt der Drucklegung wieder.

Zwangsläufige Abweichungen durch länderspezifische technische Änderungen können nie ganz ausgeschlossen werden. Bosch kann daher insoweit nicht für die Vollständigkeit und Fehlerfreiheit der Daten haften. Für Irrtümer und Druckfehler, die zu Schäden am Eigentum oder Vermögen führen, haftet Bosch nur bei grob fahrlässiger Pflichtverletzung und bei Vorsatz für unmittelbare Schäden. Bei Personenschäden haftet Bosch auch bei leichter Fahrlässigkeit.

en

Notes for users

This catalog contains the data from the vehicles, engines, and equipment for the European market from year of manufacture 2000 up to and including the year 2021. This data has been assembled from information provided by manufacturers and importers, and taken from Bosch documentation, as well as from investigations made on vehicles. It has been compiled to the best of our knowledge and belief, and reflects the status at the date of going to print.

It is impossible to avoid deviations caused by technical changes resulting from the conditions and regulations applying in a particular country. Bosch can therefore accept no liability for the completeness and faultlessness of the data. In case of mistakes and misprints which result in damage to property or assets, Bosch is only liable for immediate damages insofar as a gross breach of duty or wrongful intent apply. If personal injury is involved, Bosch is liable also in case of ordinary negligence.

fr

A l'attention de l'utilisateur

Le présent catalogue mentionne les données spécifiques de véhicules, moteurs et appareils pour le marché européen depuis l'année de fabrication 2000 jusqu'au millésime 2021 inclus. Ces informations ont été rassemblées soigneusement et en toute impartialité à partir des indications des constructeurs et importateurs, des contrôles techniques des véhicules et de la documentation Bosch, et matérialisent le stade des connaissances au moment de la mise sous presse.

Il n'est jamais possible d'exclure totalement les divergences éventuelles dues aux modifications techniques, spécifiques des différents pays considérés. En aucun cas, Bosch n'engage sa responsabilité en ce qui concerne l'intégralité et l'exactitude des données. En ce qui concerne les erreurs et les fautes d'impression, qui peuvent entraîner des dommages à la propriété ou à la fortune, Bosch n'engage sa responsabilité pour les dommages directs qu'en cas d'atteinte et de négligence graves et intentionnelles envers ses obligations. En cas de dommages causés aux personnes, Bosch engage sa responsabilité aussi en cas de légère négligence.

it

Impiego

es

Aplicaciones

ru

Применение

it

Avvertenze per la consultazione

Nella seguente parte di catalogo sono contemplati veicoli, motori ed apparecchi a partire dall'anno di costruzione 2000 fino all'anno 2021. Tali informazioni sono state rilevate dalle documentazioni di Case Auto, Importatori, da verifiche eseguite sui veicoli, così come da documentazione Bosch.

Eventuali discordanze dovute a specifiche esigenze del Paese e variazioni tecniche non possono essere previste. Per questo Bosch non si assume alcuna responsabilità per mancanze ed eventuali errori riferite ai dati. Per danni a cose o danni patrimoniali, dovuti ad errori o refusi di stampa, Bosch è responsabile solo in caso di dolo o colpa grave. Per danni alla persona, Bosch è responsabile anche in caso di colpa meno grave.

es

Avertencia al usuario

Los datos recogidos en este catálogo para vehículos, motores y maquinaria del mercado europeo abarcan los años de fabricación entre 2000 y 2021, inclusive. Estos datos han sido recogidos del fondo documental de Bosch, así como de las inspecciones de vehículos, datos de fabricantes e importadores.

No obstante, y debido al cuantioso material de información, no se puede excluir la posibilidad de modificaciones, diferencias propias de aplicaciones específicas de los países, fallos, equivocaciones o errores. En caso de inexactitudes y errores de imprenta, la responsabilidad de Bosch se limita al daño inmediato, con posibles perjuicios patrimoniales, a no ser que el daño previsible y típico del contrato sea de mayor cuantía o se deba a dolo o culpa intencionada o a negligencia grave.

ru

Вниманию пользователей

В настоящем каталоге приводятся данные по автомобилям европейского рынка, которые были выпущены в период с 2000 по 2021 год включительно. Они были тщательно подобраны из информации, предоставленной производителями и импортерами, по результатам тестирования автомобилей, а также из документации компании Bosch и отражают данные на момент подписания в печать.

Неизбежные расхождения из-за специфических для каждой страны технических модификаций не могут быть полностью исключены. Поэтому компания Bosch не несет ответственность за полноту и точность предоставленных данных. В случае, если ошибки или опечатки привели к ущербу собственности или повлекли материальные затраты, компания Bosch берет на себя ответственность только в случае, если это является преднамеренным вредом или грубой небрежностью со стороны фирмы Bosch. Если пострадало физическое лицо, фирма Bosch несет ответственность даже при допущении незначительной небрежности.



ALFA ROMEO

MiTo							
1.4	1,4	51/57	350 A1.000; 955 A9.000		05.11-12.18	0 986 357 286	B 286

AUDI

A1 (8X)							
1.2	1,2	63	CBZA <DB1/TW0>		05.10-04.15	MMS 0 986 357 844	BS 844
						MMS 0 986 357 822	BS 822

A2 (8Z0)							
1.4	1,4	55	AUA <MN7/T1Q>		09.99-04.02	0 986 356 308	B 308

A3 (8L1,8P1,8P7,8PA)							
1.2	1,2	77	CBZB <DB0/TW0>		11.09-05.13	MMS 0 986 357 844	BS 844
						MMS 0 986 357 822	BS 822

1.6	1,6	74	AEH <M63/T6H>; AKL <ME8/T6H>; APF <MP9/T6H>		09.96-09.06	0 986 356 359	B 359
			BAH <MY0/T1J; EA111>		09.00-09.06	F 000 99C 125	TS
		75	AVU <MW6/T53>; BFQ <MW6/T53>; BGU <MW6/T53>; BSE <MW6/T53>;		05.00-03.13	0 986 356 346	B 346
			BSF <MW6/T53>; CCSA <MW6/T53>; CMXA <MW6/T53>				

1.8	1,8	92	AGN <MQ8/TOV>		08.98-09.06	0 986 356 337	B 337
			Fg.-Nr. →8L..V..140 000		09.96-06.97	0 986 356 305	B 305
			Fg.-Nr. 8L..V..140 001→		06.97-06.03	0 986 356 337	B 337
			APG		08.98-04.03	0 986 356 337	B 337

A4 (B5)							
1.6	1,6	74	AHL		10.96-07.99	0 986 356 359	B 359
			ANA; ARM		08.98-07.99	0 986 356 359	B 359
			Fg.-Nr. →8D-Y 160 000		08.98-02.00	0 986 356 359	B 359
			Fg.-Nr. 8D-Y 160 000→		02.00-10.00	0 986 357 814	BS 814
		75	ALZ		06.00-09.01	0 986 357 814	BS 814
2.4	2,4	120/121	AGA; AJG; ALF; AML; APS; APZ; ARJ		08.97-09.01	0 986 356 321	B 321
2.6	2,6	110	ABC		11.94-07.98	0 986 356 302	B 302
2.8	2,8	128	AAH		11.94-07.97	0 986 356 302	B 302
		142	ACK; AHA; ALG; AMX; APR; AQD; ATQ		03.96-09.01	0 986 356 321	B 321

A4 (B6)							
1.6	1,6	75	ALZ		10.00-12.04	0 986 356 359	B 359
2.4	2,4	120/125	AMM; BDV		04.01-12.05	0 986 356 321	B 321

A4 (B7)							
1.6	1,6	75	ALZ		11.04-06.08	0 986 356 359	B 359

A6 (C4,C5)							
2.0	2,0	79	ADW		06.94-10.97	0 986 356 339	B 339
		96	ALT		06.01-01.05	0 986 356 321	B 321
2.3	2,3	98	AAR		06.94-10.97	0 986 356 340	B 340
2.4	2,4	100	ALW; ARN		08.97-05.00	0 986 356 321	B 321
			ASM		06.01-01.05	0 986 356 321	B 321
		110	AFM		07.95-10.97	0 986 356 302	B 302
		115/120/121/125	AGA; AJG; ALF; AML; AMM; APC; APS; APZ; ARJ; BDV		04.97-01.05	0 986 356 321	B 321
2.6	2,6	102/110	ABC; ACZ		06.94-10.97	0 986 356 302	B 302
2.8	2,8	120/125-128	AAH; AEJ		06.94-12.97	0 986 356 302	B 302
		132/140	AGE; ATX		10.97-05.01	0 986 356 321	B 321
		142	ACK		10.95-10.97	0 986 356 302	B 302
					04.97-12.98	0 986 356 321	B 321
			AHA; ALG; AMX; APR; AQD; ATQ		06.97-08.01	0 986 356 321	B 321

A8 (D2,D3,D4)							
2.8	2,8	142	ACK; ALG; AMX; APR; AQD		03.96-09.02	0 986 356 321	B 321

Cabriolet (B4)							
2.0	2,0	85	ABK		01.93-09.98	0 986 356 317	B 317
						0 986 356 339	B 339
2.6	2,6	110	ABC		01.94-08.00	0 986 356 302	B 302
2.8	2,8	128	AAH		11.92-08.00	0 986 356 302	B 302





BMW

Serie Z3 (E36/7;E36/8)							
1.8	1,8	85	18 4E 2 <M 43 B 18>		03.95-12.98		0 986 356 361 B 361
1.9	1,9	87	19 4E 1 <M 43 B 19>		09.98-09.02		0 986 356 361 B 361
		103	19 4S 1 <M 44 B 19>		09.95-12.99		0 986 356 307 B 307
Serie 3 (E36)							
316	1,6	64-75	16 4E 2 <M 43 B 16>; 16 4E 2 <M 43 B 16..Gas CNG>		09.93-09.00		0 986 356 361 B 361
		77	19 4E 1 <M 43 B 19>		12.98-09.00	MMS	0 986 356 310 B 310
318	1,8	85	18 4E 2 <M 43 B 18>		09.93-12.99		0 986 356 361 B 361
		103	19 4S 1 <M 44 B 19>		03.95-09.00		0 986 356 307 B 307
Serie 3 (E46)							
316	1,6	75	16 4E 3 <M 43 B 16>		04.98-09.02	MMS	0 986 356 310 B 310
		85	N42 B18A <NG4>		06.01-03.04	MMS	0 986 356 310 B 310
		77	19 4E 1 <M 43 B 19>		04.98-09.02	MMS	0 986 356 310 B 310
318	1,9	87	19 4E 1 <M 43 B 19>		04.98-09.01	MMS	0 986 356 310 B 310

CHEVROLET

Aveo							
1.2	1,2	53	...		02.06-10.08		0 986 357 285 B 285
1.4	1,4	69	F14D3		09.02→		0 986 356 987 B 987
1.5	1,5	63	F15S3		09.02→		0 986 356 980 B 980
1.6	1,6	80	F16D3		09.07→		0 986 356 987 B 987
Captiva							
2.4	2,4	100-104	Z 24 S...		10.06-02.11		0 986 356 986 B 986
Cruze							
1.6	1,6	80	F16D3		05.09-12.14		0 986 356 987 B 987
Epica							
2.0	2,0	96	T 20 SED		09.02-08.06		0 986 356 986 B 986
Evanda							
2.0	2,0	96	T 20 SED		02.03-09.06		0 986 356 986 B 986
Kalos							
1.2	1,2	53	B12S1		02.05-04.08		0 986 357 285 B 285
1.4	1,4	61	F14S3		02.05-09.06		0 986 356 980 B 980
		69	F14D3		02.05-04.08		0 986 356 987 B 987
Lacetti							
1.8	1,8	90	T18SED		02.05-08.05		0 986 356 986 B 986
Lanos							
1.5	1,5	63	A15SMS <E-TEC>		01.04→		0 986 356 980 B 980
1.6	1,6	78	A16DMS		01.04→		0 986 356 987 B 987
Matiz							
0.8	0,8	38	A08S3		02.05-12.10		0 986 357 801 BS801
1.0	1,0	48	B10S1		02.05-12.10		0 986 357 285 B 285
Nubira							
1.8	1,8	90	T18SED		02.05-08.05		0 986 356 986 B 986
Optra							
1.8	1,8	90	T18SED <L84>		01.03-12.07		0 986 356 986 B 986
Rezzo							
2.0	2,0	88-90	T 20 SED		02.05-05.09		0 986 356 986 B 986
Spark							
0.8	0,8	38	A08S3		02.05-12.10		0 986 357 801 BS801
1.0	1,0	46/47/48	B10S1; LQ4 <SOHC>		06.04→		0 986 357 285 B 285

CHRYSLER

Dodge Dakota							
3.9	3,9	130	Magnum V6		07.98-12.01		F 000 99C 618
Neon							
1.8	1,8	85/91	EBD		09.97-12.05		0 986 357 270 BW270





◀ CHRYSLER

2.0	2,0	98/107-109/112	ECB; ECC	06.94-12.05		0 986 357 270	BW270
New Yorker							
3.5	3,5	160	F MPI <F01>	04.93-09.99		0 986 357 248	B 248
PT Cruiser							
2.0	2,0	100-104	ECC	06.00-12.05		0 986 357 052	B 052
2.4	2,4	105-112	EDZ	06.00-12.10		0 986 357 052	B 052
Stratus							
2.0	2,0	96-98	ECB,ECO <C MPI>	08.95-04.01		0 986 357 270	BW270
2.4	2,4	118	EDZ; EDZ,EDO <X MPI>	08.95-04.01		0 986 357 270	BW270
Voyager							
2.0	2,0	98	ECO,ECB	08.96-12.00		0 986 357 270	BW270
2.4	2,4	108	EDZ	01.01-12.02		0 986 357 270	BW270
				01.03-12.07		0 986 357 052	B 052
				08.96-12.00		0 986 357 270	BW270
		110	EDZ,EDO <DOHC>	01.96-12.00		0 986 357 270	BW270
3.3	3,3	116	EG...; EGM	01.95-12.00		0 986 357 248	B 248
3.8	3,8	122/131	EGH,EGO; EGO,EGH; EGO,EGH <OHV>	09.94-12.00		0 986 357 248	B 248

CITROEN

AX							
1.0	1,0	31-33	CDY Kat. <TU9M>	07.92-12.98		0 986 356 830	B 830
			CDZ Kat. <TU9M>	07.92-12.98	MZV	0 986 356 830	B 830
				01.95-12.98	MZV	0 986 356 889	B 889
1.1	1,1	44	HDY Kat. <TU1M>	06.92-06.98		0 986 356 830	B 830
						0 986 357 240	BW240
1.4	1,4	55-58	KDZ Kat. <TU3M>	06.88-12.98		0 986 356 889	B 889
Berlingo							
1.4	1,4	49-55	KFX <TU3JP>	07.03→		F 000 99C 535	
			KFX <TU3JP>	07.96-11.02		0 986 356 830	B 830
						0 986 357 240	BW240
1.8	1,8	66	LFX <XU7JB>	03.97-11.02		0 986 356 767	B 767
C15							
E 1.0	1,0	32	C1A <TU9>	07.88-12.97		0 986 356 889	B 889
Evasion							
2.0	2,0	89-90/108-110	RFU <XU10J2>; RGX <XU10J2TE>	06.94-07.02		0 986 356 727	B 727
Jumpy							
1.6	1,6	58	220 A2.000 <1580 SPI>	10.95-01.07		0 986 356 854	B 854
Saxo							
1.0	1,0	33/37	CDY <TU9M>; CDZ <TU9M>	02.96-09.03		0 986 356 830	B 830
						0 986 357 240	BW240
1.1	1,1	40-44	HDY <TU1M+>; HDZ <TU1M+>	02.96-09.03		0 986 356 830	B 830
						0 986 357 240	BW240
1.4	1,4	55	KFX <TU3JP>	02.96-09.03		0 986 356 830	B 830
						0 986 357 240	BW240
1.6	1,6	65-66	NFZ <TU5JP>	02.96-09.03		0 986 356 830	B 830
						0 986 357 240	BW240
Xantia							
1.6	1,6	65-66	BFZ <XU5JP/Z, L3>	03.93-01.98		0 986 356 767	B 767
			BFZ <XU5JP/L3>	03.98-12.01		0 986 356 767	B 767
1.8	1,8	66/70-71/74-76/81	LFX <XU7JB>; LFY Kat. <XU7JP4/L3>; LFY <XU7JP4>; LFZ Kat. <XU7JP/Z,L3>; L6A <XU7JP/K>	03.93-12.01		0 986 356 767	B 767
2.0	2,0	89-90/91-92/97-99	RFV <XU10J4R>; RFX Kat. <XU10J2C/Z, L3>; RFX <XU10J2C/L3>; R6D <XU10J2C/K>	03.93-12.01		0 986 356 727	B 727
XM							
2.0	2,0	90-96/97-99	RFV <XU10J4R>; R6A <XU10J2>	07.94-10.00		0 986 356 727	B 727
3.0	3,0	123-125	UFY <ZPJ>; UFZ <ZPJ>	07.94-12.97		0 986 357 120	B 120
Xsara							
1.4	1,4	55	KFX <TU3JP>	07.97-08.00		0 986 356 830	B 830
						0 986 357 240	BW240





1.6	1,6	65-66	NFZ <TU5JP>	07.97-08.00	0 986 356 830	B 830
					0 986 357 240	B W240
1.8	1,8	66/74-75/81-82	LFZ <XU7JB>; LFY <XU7JP4>; LFZ <XU7JP>	07.97-08.00	0 986 356 767	B 767
ZX						
1.4	1,4	55	KFX <TU3JP>	05.96-10.97	0 986 356 830	B 830
					0 986 357 240	B W240
1.6	1,6	65-66	BFZ Kat. <XU5JP>; NFZ <TU5JP>	07.92-10.97	0 986 356 767	B 767
1.8	1,8	74-76	LFZ Kat. <XU7JP>; L6A <XU7JP>	07.92-10.97	0 986 356 767	B 767
1.9	1,9	88-90/93-96	DKZ,DFY Kat. <XU9JAZ>; D6E <XU9JA/K>	03.91-10.97	0 986 356 767	B 767
2.0	2,0	89	RFX Kat. <XU10J2CZ>	07.92-10.97	0 986 356 727	B 727

DACIA

Dokker						
1.6	1,6	61	K7M 8...; K7M 812	07.12-03.15	0 986 357 256	B W256
Lodgy						
1.6	1,6	61	K7M 8...; K7M 812	03.12-03.15	0 986 357 256	B W256
Logan						
1.2	1,1	53	D4F 73...	03.13-12.18	0 986 357 263	B 263
			D4F 734	08.12-12.18	F 000 99C 602	
		55	D4F 73...	07.04-12.18	0 986 357 263	B 263
			D4F 732	08.12-12.18	F 000 99C 602	
1.4	1,4	55	K7J 71...; K7J 710	07.04-03.15	0 986 357 256	B W256
1.6	1,6	62	K7M 8...; K7M 800	11.10-03.15	0 986 357 256	B W256
		64	K7M 7...	07.04-12.15	0 986 357 256	B W256
Sandero						
1.2	1,1	55	D4F 73...; D4F 732	06.08-12.18	0 986 357 263	B 263
1.4	1,4	55	K7J 71...	06.08-03.15	0 986 357 256	B W256
1.6	1,6	61/62	K7M 8...; K7M 812	11.10-03.15	0 986 357 256	B W256
Serie 1300						
1310	1,3	40	810-99	01.79-12.98	0 986 357 049	B 049

DAEWOO

Cielo							
1.5	1,5	59	G15MF	07.95-03.01	0 986 356 972	B 972	
Espero							
1.5	1,5	66	A15MF	01.95-10.99	0 986 356 975	B 975	
1.8	1,8	66-70	C18LE	01.95-10.99	0 986 356 739	B 739	
2.0	2,0	77	C20LE	01.95-10.99	0 986 356 739	B 739	
Kalos							
1.2	1,2	53	B12S1 <LQ5>	04.03-01.05	0 986 357 285	B 285	
1.4	1,4	61	F14S3	09.02-01.05	0 986 356 980	B 980	
Korando							
3.2	3,2	162	M 104.995 <M162 E32>	07.96-12.00	F 005 X13 852		
Lanos							
1.4	1,4	55	A14SMS <E-TEC>	04.97-09.03	0 986 356 980	B 980	
1.5	1,5	63/73	A15DMS <L43>; A15SMS <E-TEC>	11.96-09.03	0 986 356 980	B 980	
1.6	1,6	78	A16DMS <L44>	04.97-09.03	0 986 356 987	B 987	
Leganza							
2.0	2,0	98-117	X20SED	03.97-12.02	0 986 356 986	B 986	
Matiz							
0.8	0,8	37,5	F8CV	01.01→	MZV	0 986 357 801	BS801
					MZV	0 986 356 988	B 988
		38	F8CV	04.98-01.05	MZV	0 986 357 801	BS801
					MZV	0 986 356 988	B 988
				11.98-02.02		0 986 356 988	B 988
1.0	1,0	47	B10S	01.01→		0 986 357 285	B 285
Musso							
3.2	3,2	162	M 104.992 <M162 E32>	01.96-12.00	F 005 X13 852		





◀ DAEWOO

Nexia						
1.5	1,5	44/52/55	G15MF	01.95→	0 986 356 972	B 972
		58,9	A15SMS	01.95→	0 986 356 980	B 980
		62,5	A15MF	01.95→	0 986 356 975	B 975
Nubira						
1.6	1,6	76-78	A16DMS <L44>	09.97-06.03	0 986 356 987	B 987
1.8	1,8	100	C18SED <DOHC>	06.96-03.99	0 986 AMO 316	
Rezzo						
1.6	1,6	74-77	A16DMS <L44>	09.00-01.05	0 986 356 987	B 987
2.0	2,0	94-108	C20SED <DOHC>	01.00-01.07	0 986 AMO 316	
Tico						
0.8	0,8	30	<SOHCT3>	05.91-03.01	0 986 AMO 318	
		30-35/38	F8C; F8CV	06.91-01.05	0 986 356 988	B 988

DAIHATSU

Charade						
1.3	1,3	44-62	HC <Kat>; HCE <Kat.>	01.93-09.00	0 986 357 202	B 202
1.5	1,5	55/66	HEE <Kat.>; HEEG	06.94-09.00	0 986 357 202	B 202
1.6	1,6	77	HDE <Kat.>	01.93-09.00	0 986 357 202	B 202
Gran Move						
1.5	1,5	66	HEEG	11.96-03.00	0 986 357 202	B 202
Move						
850	0,9	31	ED20	01.97-12.00	0 986 357 222	B 222








DODGE

Caravan						
2.0	2,0	98		01.95-03.01	0 986 357 270	BW270
2.4	2,4	111	EDZ	09.94-08.00	0 986 357 270	BW270
				09.02-08.07	0 986 357 052	B 052
3.3	3,3	121	EG...	09.95-09.00	0 986 357 248	B 248
3.8	3,8	122/124/ 130-134	EGH	01.95-03.01	0 986 357 248	B 248
Neon						
2.0	2,0	98/112	ECB; ECH	09.99-08.05	0 986 357 270	BW270

FIAT

Albea						
1.2	1,2	44	188 A4.000 <M6>	01.02-12.12	0 986 357 816	BS 816
		57-59	188 A5.000 <M10>	01.02-12.12	0 986 357 181	B 181
1.4	1,4	57	350 A1.000 <M13>	07.06-12.12	0 986 357 286	B 286
1.6	1,6	76	182 B6.000 <M21>	01.02-12.12	0 986 356 787	B 787
					0 986 357 261	BW261
Brava						
1.2	1,2	60	182 B2.000 <M1>; 188 A5.000 <M2>	11.98-09.01	0 986 357 181	B 181
1.4	1,4	55/59	182 A3.000 <M1>; 182 A5.000 <M2>	10.95-10.98	0 356 912 881	ES 881
1.6	1,6	66/75/76/77	182 A4.000 <M3>; 182 A4.000 <M5>; 182 A4.027 <M5>; 182 A4.027 <M6>; 182 A6.000 <M4>; 182 B6.000 <M8>	10.95-12.01	0 986 356 787	B 787
					0 986 357 261	BW261
Bravo						
1.2	1,2	60	182 B2.000 <M1>; 188 A5.000 <M2>	11.98-09.01	0 986 357 181	B 181
1.4	1,4	55/59	182 A3.000 <M1>; 182 A5.000 <M2>	10.95-10.98	0 356 912 881	ES 881
1.6	1,6	66/75	178 A8.011 <M6>; 182 A4.000 <M3>; 182 A4.000 <M5>; 182 A6.000 <M4>; 182 B6.000 <M8>	10.95-09.01	0 986 356 787	B 787
					0 986 357 261	BW261
1.8	1,8	83	182 A2.000 <M5>	10.95-10.98	0 986 356 787	B 787
					0 986 357 261	BW261
Cinquecento						
1.1	1,1	40	176 B2.000 <M6>	10.94-07.98	0 986 356 754	B 754
700	0,7	22	170 A.046 <M4>	10.92-07.98	0 986 356 752	B 752



								
900	0,9	29/30/31	170 A1.000 <M2>; 170 A1.046 <M3>; 1170 A1.000 <M7>; 1170 A1.046 <M5>			07.91-07.98		0 986 356 717 B 717
Doblo								
1.2	1,2	48	223 A5.000 <M1>			07.00-09.05		0 986 357 816 BS 816
1.4	1,4	55-57	350 A1.000 <M11>			10.05-08.16		0 986 357 286 B 286
1.6	1,6	68-76	182 B6.000 <M6/M11>			01.03-09.05		0 986 356 787 B 787
		76	182 B6.000 <M26>			10.05-12.10		0 986 357 261 B W261
								0 986 356 787 B 787
Doblo Cargo								
1.2	1,2	48	223 A5.000 <M1>			07.00-09.05		0 986 357 816 BS 816
1.4	1,4	55-57	350 A1.000 <M11>			10.05-08.16		0 986 357 286 B 286
1.6	1,6	68-76	182 B6.000 <M6/M11>			01.03-09.05		0 986 356 787 B 787
		76	182 B6.000 <M26>			10.05-12.10		0 986 357 261 B W261
								0 986 356 787 B 787
Ducato								
2.0	2,0	71-81	RFL <M1>; RFL <M2/DECAT.>; RFW <M1>; R5B <M2>			03.94-08.06		0 986 356 854 B 854
Fiorino								
1.4	1,4	51-57	350 A1.000; 350 A1.000 <M18>			10.09→		0 986 357 286 B 286
Grande Punto								
1.2	1,2	48/51	169 A4.000; 199 A4.000 <M4>			10.05-12.11		0 986 357 286 B 286
1.4	1,4	55/56/57	199 A7.000 <M12>; 350 A1.000 <M7>; 350 A1.000 <M11>; 350 A1.000 <M18>			10.05-12.11		0 986 357 286 B 286
Idea								
1.4	1,4	57	350 A1.000 <M7>; 350 A1.000 <M11>			11.04-12.12		0 986 357 286 B 286
Linea								
1.4	1,4	57	350 A1.000 <M13>			03.07-12.17		0 986 357 286 B 286
Marea								
1.2	1,2	60	182 B2.000 <M1>			03.99-09.02		0 986 357 181 B 181
	1,6	76	182 A4.000 <M2>; 182 A4.000 <M5>			10.96-09.02		0 986 356 787 B 787
								0 986 357 261 B W261
1.4	1,4	59	182 A3.000 <M1>			09.96-02.99		0 986 356 818 B 818
1.6	1,6	68-76	182 A4.000 <M2>; 182 A4.000 <M5>; 182 B5.098 <M6>; 182 B6.000 <M8>; 185 A3.000 <M5>; 185 A3.000 <M7>			10.96-12.02		0 986 356 787 B 787
								0 986 357 261 B W261
Multipla								
1.6	1,6	68-77	182 A4.000 <M1>; 182 B6.000 <M3>; 182 B6.000 <M4>; 182 B6.000 <M8>; 182 B6.000 <M9>; 186 A3.000 <M3>; 186 A4.000 <M2>			01.99-12.10		0 986 356 787 B 787
								0 986 357 261 B W261
Palio								
1.0	1,0	51/51,5	178 D 8.011 <Fire>			08.00-02.03		F 000 99C 122 CS
1.1	1,1	40	178 B9.033 <M1>			03.98-07.01		0 986 356 853 B 853
1.2	1,2	44	178 B5.000 <M5>; 178 B5.000 <M7>; 178 B5.000 <M11>; 178 C4.066 <M6>			03.99-08.02		0 986 356 754 B 754
			188 A4.000 <M6>; 188 A4.000 <M10>			01.01-12.11		0 986 357 816 BS 816
		54	178 B7.045 <M8>			03.00-09.06		0 986 356 754 B 754
			178 C4.066 <M5>					
			Mot.-Nr. →2935743			07.01-12.11		0 986 356 754 B 754
			Mot.-Nr. 2935744→			07.01-12.11		0 986 357 816 BS 816
			178 E 2.000 <M4>			11.99-09.01		0 986 356 754 B 754
		59	188 A5.000 <M10>			10.01-12.11		0 986 357 181 B 181
1.3	1,3	59	178 D 6.011 <Fire>			03.00-12.07		F 000 99C 122 CS
1.4	1,4	57	350 A1.000 <M13>			07.03-12.11		0 986 357 286 B 286
1.6	1,6	74/75/76/78	176 D2.011 <M27>; 178 B3.000 <M25>; 178 C7.098 <M26>; 178 D 2.011 <Fiasa>; 178 D 2.011 <FIASA Step A>; 178 D2.011 <M27>; 182 B6.000 <M20>; 182 B6.000 <M21>; 182 B6.000 <M28>			05.97-12.11		0 986 356 787 B 787
								0 986 357 261 B W261
75	1,2	54	178 B5.000 <M1>			09.97-09.01		0 986 356 754 B 754
			188 A4.000 <M6>; 188 A4.000 <M9>			08.00-09.04		0 986 357 816 BS 816
85	1,2	63	188 A5.000 <M10>			10.01-09.04		0 986 357 181 B 181
100	1,6	76	178 B3.000 <M2>; 182 B6.000 <M21>; 182 B6.000 <M28>			09.97-09.04		0 986 356 787 B 787
								0 986 357 261 B W261
Panda								
1.1	1,1	39	187 A1.000			01.09-12.11		0 986 357 816 BS 816
		40	187 A1.000 <M1>					
			Mot.-Nr. →2888158			10.03-12.09		0 986 357 816 BS 816
			Mot.-Nr. 2888159→			10.03-12.09		0 986 357 816 BS 816



F



◀ FIAT

1.2	1.2	38	188 A4.000	01.09-12.10		0 986 357 816	BS 816	
		38-44	188 A4.000 <M4>	12.06-12.09		0 986 357 816	BS 816	
			188 A4.000 <M6>					
			Mot.-Nr. →2939661	12.06-12.09		0 986 357 816	BS 816	
			Mot.-Nr. 2939662→	12.06-12.09		0 986 357 816	BS 816	
		44	188 A4.000	01.09-12.12	EU4	0 986 357 816	BS 816	
					EU5	0 986 357 286	B 286	
			188 A4.000 <ECOCF4>	01.09-12.11		0 986 357 816	BS 816	
			188 A4.000 <M5>	10.03-12.09		0 986 357 816	BS 816	
			Mot.-Nr. →2939661	10.04-12.09		0 986 357 816	BS 816	
			Mot.-Nr. 2939662→	10.04-12.09		0 986 357 816	BS 816	
		51	169 A4.000; 169 A4.000 <ECOCF5>	09.10→		0 986 357 286	B 286	
1.4	1.4	51-57	350 A1.000	09.10-12.12		0 986 357 286	B 286	
750	0,8	25	156 A4.048 <M3>	07.90-03.03		0 986 356 853	B 853	
900	0,9	29	1170 A1.046 <M10>	04.92-09.03		0 986 357 096	B 096	
1000	1,0	33	141 C2.000 <M11>					
			Mot.-Nr. 5524924→	01.95-09.03	MAR	0 986 356 754	B 754	
			156 A2.000 <M5>	07.90-03.97		0 986 356 853	B 853	
			156 A2.100 <M6>	07.90-03.97		0 986 356 853	B 853	
			156 A2.246 <M7/M16>					
			Mot.-Nr. 5524924→	07.90-03.97	MAR	0 986 356 754	B 754	
		35	156 A2.000 <M5>	07.90-03.97		0 986 356 853	B 853	
1100	1,1	37	156 C.046 <M9>					
			Mot.-Nr. 5524924→	01.93-03.97	MAR	0 986 356 754	B 754	
			187 A1.000 <M15>	12.00-09.03		0 986 357 816	BS 816	
		40	176 B2.000 <M4>					
			Mot.-Nr. 5524924→	01.95-09.03	MAR	0 986 356 754	B 754	
			176 B2.000 <M12>	01.95-09.03	ZMM	0 986 356 818	B 818	
			Mot.-Nr. 5524924→	01.95-09.03	MAR	0 986 356 754	B 754	
Punto								
1.1	1,1	40	176 B2.000 <M1>	05.97-08.99		0 986 356 754	B 754	
1.2	1,2	44	188 A4.000 <M1>; 188 A4.000 <M1/M2>					
			Mot.-Nr. →2935743	07.03-12.10		0 986 357 816	BS 816	
			Mot.-Nr. 2935744→	07.03-12.10		0 986 357 816	BS 816	
			188 A4.000 <M1/M2/M3>	07.99-06.03		0 986 357 816	BS 816	
			188 A4.000 <M3>					
			Mot.-Nr. →2935743	08.07-12.10		0 986 357 816	BS 816	
			Mot.-Nr. 2935744→	08.07-12.10		0 986 357 816	BS 816	
			188 A4.000 <M4>	11.02-06.03		0 986 357 816	BS 816	
			Mot.-Nr. →2935743	07.03-12.10		0 986 357 816	BS 816	
			Mot.-Nr. 2935744→	07.03-12.10		0 986 357 816	BS 816	
		48/49/50-51	169 A4.000; 169 A4.000 <ECOCF5>; 199 A4.000; 199 A4.000 <ECOCF4; M4>; 199 B9.000	10.09-12.18		0 986 357 286	B 286	
		59	188 A5.000 <M5/CF2>; 188 A5.000 <M6>; 188 A5.000 <M6/CF3>	07.99-12.10		0 986 357 181	B 181	
1.4	1,4	51-66	199 A7.000; 350 A1.000; 350 A1.000 <M7>; 350 A1.000 <M11>; 350 A1.000 <M18>	10.09-12.18		0 986 357 286	B 286	
55	1,1	40	176 A6.000 <M1>; 176 A6.000 <M6>; 176 B2.000 <M1>; 176 B2.000 <M6>	08.93-08.99		0 986 356 754	B 754	
60	1,2	43/44	176 A7.000 <M2>; 176 B1.000 <M5>; 176 B4.000 <M2>; 176 B4.000 <M7>	04.94-08.99		0 986 356 754	B 754	
75	1,2	54	176 A8.000 <M3>	08.93-08.99		0 986 356 754	B 754	
85	1,2	63	176 B9.000 <M4>	04.97-08.99		0 986 357 258	BW258	
90	1,6	65	176 A9.000 <M4>	01.94-04.97		0 986 356 738	B 738	
Qubo								
1.4	1,4	51-57	350 A1.000; 350 A1.000 <M18>	10.09→		0 986 357 286	B 286	
Seicento								
900	0,9	29	1170 A1.046 <M1>	03.98-12.03		0 986 356 717	B 717	
1100	1,1	40	176 B2.000 <M2-SPI>	03.98-12.03		0 986 356 754	B 754	
			187 A1.000 <M3-MPI>	09.00-01.10		0 986 357 816	BS 816	
Siena								
1.0	1,0	52	178 D 8.011 <Fire>	03.00-02.03		F 000 99C 122	CS	
1.2	1,2	44/54	178 B5.000 <M5>; 178 B5.000 <M7>; 178 B5.000 <M11>; 178 B7.045 <M8>; 178 C4.066 <M5>; 178 C4.066 <M6>	01.98-12.05		0 986 356 754	B 754	





1.3	1,3	59	178 D 6.011 <Fire>	03.00-02.03 01.04-12.07	F 000 99C 122	CS
1.6	1,6	76	178 B3.000 <M25>; 178 D2.011 <M27>; 182 B6.000 <M20>; 182 B6.000 <M28>	04.97-03.04	0 986 356 787	B 787
Strada						
1.2	1,2	44	178 B5.000 <M1>	03.99-03.05	0 986 356 754	B 754
		54	188 A4.000 <M2>; 188 A4.000 <M3>	05.01-06.05	0 986 357 816	BS 816
Ulysse						
2.0	2,0	90/110	RFU <M1>; RGX <M2>	09.94-05.00	0 986 357 098	B 098
Uno						
1.0	1,0	33	146 A2.166; 146 A2.166 <M1>	10.96-05.00	0 986 356 853	B 853
1.1	1,1	40/41	160 A3.000 <M4>; 160 A3.000 <M6>	09.90-12.03	0 986 356 853	B 853
1.2	1,2	44	178 D5.066 <M5>	04.00-03.04	0 986 356 754	B 754
1.4	1,4	51/52	146 A4.045; 146 C2.028 <M4>	05.90-12.10	0 986 356 718	B 718
500						
1.2	1,2	51	169 A4.000; 169 A4.000 <M8>	07.07→	0 986 357 286	B 286

FORD

B-MAX						
1.4	1,4	63/66	RTJC; SPJ... <Euro5>	08.12-12.18	0 986 357 208	B 208
1.6	1,6	77	IQJ... <Euro 5>	08.12-12.18	0 986 357 208	B 208
C-MAX						
1.6	1,6	63/74/77/ 86-88/92	IQD... <Euro 5>; MUDA <Euro5>; MUDD <Euro 6>; PNDA <Euro5>; PNDD <Euro 6>; SHD... <Euro4>; XTDA <Euro5>; XTDB <Euro 6>	03.07→	0 986 357 208	B 208
Cougar						
2.0	2,0	96	EDBA <ZH20 Zetec E DOHC>; EDBB <ZH20 Zetec E DOHC>; EDBC <ZH20 Zetec E DOHC>; EDBD <ZH20 Zetec E DOHC>	08.98-12.00	0 986 357 141	B 141
2.5	2,5	125/147-151	LCBA <MP25 Duratec-VE SEFI>; LCBB <MP25 Duratec-VE SEFI>; LCBC <MP25 Duratec-VE SEFI>; LCBE <MP25 Duratec-VE SEFI>; MABB <MP25 Duratec-VE SEFI>	08.98-12.00	0 986 356 959	B 959
Escort						
1.6	1,6	65	<ZETEC, CFI>	12.97-01.00	0 986 356 805	B 805
Escort VII						
1.3	1,3	44	J4B <Endura-E SEFI>; J6A <HCS CFI HC>	01.95-09.01	0 986 357 257	BW257
1.4	1,4	54	F4B <HL14 CVH, PTE/SEFI>	01.95-09.01	0 986 356 887	B 887
1.6	1,6	65-66	L1E <ZETEC>; L1H <ZETEC>; L1K <ZH16, ZETEC-E>; L7 <ZETEC, CFI>	01.95-09.01	0 986 356 805	B 805
1.8	1,8	77/85	RDA <ZH18, ZETEC>; RKC <ZETEC>; RKC <ZH18, ZETEC-E>; <ZETEC>	01.95-09.01	0 986 356 805	B 805
Fiesta IV						
1.25	1,2	55	DH... <ZH12, Zetec-SE>	11.95-05.98 06.98-12.02	0 986 356 805	B 805
1.3	1,3	37/44	JJ... <BL13, Endura-E, SEFI>; J4... <BL13, Endura-E, SEFI>	11.95-08.98 09.98-12.02	0 986 357 257	BW257
1.4	1,4	66	FH... <ZH14, Zetec-SE, SEFI>	01.96-05.98 06.98-12.00	0 986 357 221	B 221
1.6	1,6	76	L1... <ZH16 Zetec-SE, SEFI>	02.00-12.02	0 986 356 805	B 805
1.6	1,6	76	L1... <ZH16 Zetec-SE, SEFI>	02.00-12.02	0 986 357 208	B 208
Fiesta V						
1.25	1,2	51	M7J... <Duratec 16V SFI>	12.02-09.08	0 986 357 208	B 208
		55	FUJ... <Euro4>	12.02-09.08	0 986 357 208	B 208
1.3	1,3	44/51	A9J... <Duratec EFI>; BAJA <Duratec 8V SFI>	11.01-09.08	0 986 357 807	BS 807
1.4	1,4	56-59	FXJ... <Euro4>	11.01-09.08	0 986 357 208	B 208
1.6	1,6	74	FYJ... <Euro4>	11.01-09.08	0 986 357 208	B 208
2.0	2,0	110	N4JB <Duratec 16V SFI>	11.04-09.08	0 986 357 271	B 271
Fiesta VI						
1.25	1,2	44/60	SNJ... <Euro 4>; STJ... <Euro 4>	07.08-11.12	0 986 357 208	B 208
1.4	1,4	68-71	RTJ... <Euro 4>; SPJ... <Euro 4>	07.08-11.12	0 986 357 208	B 208
1.6	1,6	88/99	HXJ... <Euro4>; RVJA <Euro4>; U5JA <Euro5>	07.08-11.12	0 986 357 208	B 208
Fiesta VII						
1.25	1,2	44/60	SNJ... <Euro 5>; STJ... <Euro 5>	11.12-12.17	0 986 357 208	B 208
1.4	1,4	68-71	RTJ... <Euro 5>; SPJ... <Euro5>	11.12-12.17	0 986 357 208	B 208
1.6	1,6	62/77/88	HXJE <Euro 5>; IQJ... <Euro 5>; IQJE <Euro 5>; XTJA <Euro 5>	11.12→	0 986 357 208	B 208





◀ FORD

Focus						
2.0	2,0	107	<Duratec HE>	10.08→	F 000 99C 132	CS
Focus C-Max						
1.6	1,6	74/85	HWD... <Euro3/Euro4>; HXDA <ZH16,Zetec-SE, TI-VCT>; SIDA <Duratec-16V HPDC>	09.03-03.07	0 986 357 208	B 208
Focus I [99]						
1.4	1,4	55	FXD... <ZH14,Zetec-SE,SFI>; FXDA <ZH14,Zetec-SE,SFI>; FXDB <ZH14,Zetec-SE,SFI>; FXDC <ZH14,Zetec-SE,SFI>; FXDD <ZH14,Zetec-SE,SFI>	08.98-05.05	0 986 357 208	B 208
1.6	1,6	72	CDDA <Duratec-8V SFI>	09.02-05.05	0 986 357 807	BS 807
		74-77	FYD... <ZH16,Zetec-SE,SFI>; FYDA <ZH16,Zetec-SE,SFI>; FYDB <ZH16,Zetec-SE,SFI>; FYDC <ZH16,Zetec-SE,SFI>; FYDD <ZH16,Zetec-SE,SFI>; FYDH <ZH16 (FLEXFUEL)>	08.98-05.05	0 986 357 208	B 208
1.8	1,8	85	EYD... <ZH18,Zetec-E,SFI>; EYDB <ZH18,Zetec-E,SFI>; EYDC <ZH18,Zetec-E,SFI>; EYDD <ZH18,Zetec-E,BI-FUEL>; EYDE <ZH18,Zetec-E,SFI>; EYDF <ZH18,Zetec-E,SFI>; EYDG <ZH18,Zetec-E,BI-FUEL>; EYDI <ZH18,Zetec-E,BI-FUEL>; EYDJ <ZH18,Zetec-E,BI-FUEL>; EYDL <ZH18,Zetec-E,BI-FUEL>	08.98-05.05	0 986 357 141	B 141
2.0	2,0	85-96/127/158	ALDA <Duratec-ST>; EDD... <ZH20,Zetec-E,SFI>; EDDB <ZH20,Zetec-E,SFI>; EDDC <ZH20,Zetec-E,SFI>; EDDD <ZH20,Zetec-E,SFI>; EDDF <ZH20,Zetec-E,SFI>; HMDA <Duratec-RS>	08.98-05.05	0 986 357 141	B 141
Focus II [04;08]						
1.4	1,4	59	ASD... <Euro4>	07.04-01.08	0 986 357 208	B 208
			ASDA <Euro4>	12.07-12.11	0 986 357 208	B 208
1.6	1,6	74	HWD... <Euro3/Euro4>	07.04-01.08	0 986 357 208	B 208
			SHD... <Euro4>	04.07-12.11	0 986 357 208	B 208
			SHDA <Euro4>	03.07-01.08	0 986 357 208	B 208
		85	HXD... <ZH16,Zetec-SE, TI-VCT>	07.04-01.08	0 986 357 208	B 208
		85-88	SIDA <Euro4>	12.07-12.11	0 986 357 208	B 208
Focus III [11]						
1.6	1,6	63/77/86-88/92	IQD... <Euro 5>; MUDA <Euro5>; PND... <Euro5>; XTDA <Euro5>	01.11-12.14	0 986 357 208	B 208
Focus IV [15]						
1.6	1,6	63/77/86/92	IQDC <Euro 6>; MUDD <Euro 6>; PND... <Euro 6>; XTDB <Euro 6>	10.14→	0 986 357 208	B 208
Fusion						
1.25	1,2	55	FUJ... <Euro4>	03.05-06.12	0 986 357 208	B 208
1.4	1,4	56-59	UTJA <Euro5>	12.09-06.12	0 986 357 208	B 208
		59	FXJ... <Euro4>	10.02-06.12	0 986 357 208	B 208
1.6	1,6	74	FYJ... <Euro4>	10.02-06.12	0 986 357 208	B 208
Galaxy						
2.0	2,0	85	NSE <DL20 DOHC,SEFI>	02.95-03.00	0 986 357 090	B 090
2.3	2,3	107	Y5B <DH23 DOHC, 16V-SEFI>	01.97-03.00	0 986 356 833	B 833
2.8	2,8	128	AAA <VV28, CD-VR6 SEFI>	02.95-04.98	0 986 356 384	B 384
			AMY <VV28, CD-VR6 SEFI>	04.98-03.00	0 986 356 384	B 384
Ikon						
1.3	1,3	52	F6JA-B	11.08-03.11	F 002 H50 394	
Ka						
1.3	1,3	36/37	JJB <HCS,Endura-E SEFI>; JJD <HCS,Endura-E SEFI>; JJF <HCS,Endura-E SEFI>; JJG <HCS,Endura-E SEFI>; JJH <HCS,Endura-E SEFI>; JJL <HCS,Endura-E SEFI>	09.96-09.98	0 986 357 257	BW257
			10.98-10.02	ZMM	0 986 357 221	B 221
		44	BAA <Duratec 8V SFI>	10.02-09.08	0 986 357 807	BS 807
1.6	1,6	70	J4D <HCS,Endura-E SEFI>; J4K <HCS,Endura-E SEFI>; J4M <HCS,Endura-E SEFI>; J4N <HCS,Endura-E SEFI>; J4P <HCS,Endura-E SEFI>; J4S <HCS,Endura-E SEFI>	09.96-10.02	0 986 357 257	BW257
			A9A <Duratec 8V SFI>; A9B <Duratec 8V SFI>	10.02-09.08	0 986 357 807	BS 807
1.6	1,6	70	CD... <ZH, ZETEC ROCAM>	07.03-09.08	0 986 357 807	BS 807
KA+						
1.2	1,2	52/63	B2KA <Euro 6>; YSK... <Euro 6>	07.16→	0 986 357 208	B 208
Maverick						
2.0	2,0	91-95	YF <Zetec-E SEFI>	10.00-12.03	0 986 357 141	B 141
2.4	2,4	85/87	KA24 <OHC>	05.96-12.98	0 986 356 807	B 807
				0 986 357 236	B 236	





Mondeo I [93]									
1.6	1,6	70	L1L <ZH16, ZETEC-E>	08.98-09.00				0 986 356 805	B 805
								0 986 357 141	B 141
Mondeo II [97]									
1.6	1,6	65-66/70	L1... <ZH16, ZETEC-E>; L1J <ZH16,ZETEC>; L1L <ZH16, ZETEC-E>; L1N <ZH16, ZETEC-E>; L1Q <ZH16, ZETEC-E>	08.96-09.00				0 986 356 805	B 805
				05.98-09.00				0 986 357 141	B 141
1.8	1,8	85	RK... <ZH18, ZETEC-E>; RKB <ZH18, ZETEC-E>; RKF <ZH18, ZETEC-E>; RKH <ZH18, ZETEC-E>; RKJ <ZH18, ZETEC-E>; RKK <ZH18, ZETEC-E>	08.96-09.00				0 986 356 805	B 805
				05.98-09.00				0 986 357 141	B 141
2.0	2,0	96	NG... <ZH20, ZETEC-E>; NGA <ZH20, ZETEC-E>; NGB <ZH20, ZETEC-E>; NGC <ZH20, ZETEC-E>; NGD <ZH20, ZETEC-E>	08.96-09.00				0 986 356 805	B 805
				05.98-09.00				0 986 357 141	B 141
2.5	2,5	125	SE... <MP25, DURATEC-VE>; SEA <MP25, DURATEC-VE>; SEB <MP25, DURATEC-VE>; SEC <MP25, DURATEC-VE>	08.96-09.00				0 986 356 959	B 959
Mondeo III [01]									
1.8	1,8	81/92	CGB... <Duratec-HE SFI>; CGBA <Duratec-HE SFI>; CGBB <Duratec-HE SFI>; CHB... <Duratec-HE SFI>; CHBA <Duratec-HE SFI>; CHBB <Duratec-HE SFI>	10.00-03.07				0 986 357 271	B 271
2.0	2,0	107	CJB... <Duratec-HE SFI>; CJBA <Duratec-HE SFI>; CJBB <Duratec-HE SFI>	10.00-03.07				0 986 357 271	B 271
Mondeo IV [07]									
1.6	1,6	81	RHBA <Euro4>	02.07-08.10				0 986 357 208	B 208
		88	KGBA <Euro 5>	09.10-12.14				0 986 357 208	B 208
		92	PNBA <Euro4>	02.07-08.10				0 986 357 208	B 208
Probe									
2.0	2,0	85-88	FS	11.94-08.97				0 986 357 241	B 241
2.5	2,5	120	KL	09.92-08.97				0 986 356 966	B 966
Puma									
1.4	1,4	66	FHD <ZH14,Zetec-SE,SEFI>; FHF <ZH14,Zetec-SE,SEFI>	01.98-05.98				0 986 356 805	B 805
				06.98-11.00				0 986 357 208	B 208
1.6	1,6	75	L1W <ZH16,Zetec-SE SFI>	08.00-12.01				0 986 357 208	B 208
1.7	1,7	92	MHA <ZH17,Zetec-S,VCT>; MHB <ZH17,Zetec-S,VCT>	06.97-04.00				0 986 356 805	B 805
				05.00-12.01				0 986 357 208	B 208
Ranger									
2.3	2,3	100	<DOHC>	06.94-10.97	LAB			F 000 99C 613	
			<SOHC>	03.01-06.09				F 000 99C 129	CS
2.5	2,5	89	<SOHC>	11.97-02.01	LAB			F 000 99C 613	
4.0	4,0	119	<SOHC EFI>	11.97-12.02				F 000 99C 622	
Scorpio II									
2.0	2,0	85	NSD <DL20 DOHC SEFI>	10.94-12.98				0 986 357 051	B 051
2.3	2,3	108	Y5A <DH23 DOHC SEFI>	05.96-12.98				0 986 356 833	B 833
2.9	2,9	152	BOB <CP29>	10.94-07.98				0 986 356 870	B 870
Serie F									
100	3,6	76	221 <Max Econo>	02.83-08.97				F 000 99C 533	
Streetka									
1.6	1,6	70	CDR... <ZH, ZETEC ROCAM>	12.02-12.05				0 986 357 807	BS 807
Tourneo									
1.8	1,8	81-85	EYPA <Euro3>; EYPC <Euro3>	05.02-06.10				0 986 357 141	B 141
Transit									
Euroline	2,0	84	NSF <DOHC 8V SEFI>; NSG <DOHC 8V SEFI>	08.94-07.00				0 986 357 051	B 051
FT 080	2,0	84	NSF <DOHC 8V SEFI>; NSG <DOHC 8V SEFI>	08.94-07.00				0 986 357 051	B 051
FT 100	2,0	84	NSF <DOHC 8V SEFI>; NSG <DOHC 8V SEFI>	08.94-07.00				0 986 357 051	B 051
FT 120	2,0	84	NSF <DOHC 8V SEFI>; NSG <DOHC 8V SEFI>	08.94-07.00				0 986 357 051	B 051
FT 150	2,0	84	NSF <DOHC 8V SEFI>; NSG <DOHC 8V SEFI>	08.94-07.00				0 986 357 051	B 051
FT 190	2,0	84	NSF <DOHC 8V SEFI>; NSG <DOHC 8V SEFI>	08.94-07.00				0 986 357 051	B 051
FT 260 K/S	2,3	103-107	E5FC <DOHC 16V BI-FUEL>	08.01-07.06	BO			0 986 356 833	B 833
FT 280 K/S	2,3	103-107	E5FC <DOHC 16V BI-FUEL>	08.01-07.06	BO			0 986 356 833	B 833
FT 280 L	2,3	103-107	E5FC <DOHC 16V BI-FUEL>	08.01-07.06	BO			0 986 356 833	B 833
FT 280 M	2,3	103-107	E5FC <DOHC 16V BI-FUEL>	08.01-07.06	BO			0 986 356 833	B 833
FT 300 K/S	2,3	107	E5FA <DOHC 16V SEFI>	12.00-07.06	BO			0 986 356 833	B 833
FT 300 L	2,3	107	E5FA <DOHC 16V SEFI>	12.00-07.06	BO			0 986 356 833	B 833
FT 300 M	2,3	107	E5FA <DOHC 16V SEFI>	12.00-07.06	BO			0 986 356 833	B 833
FT 330 K/S	2,3	103-107	E5FA <DOHC 16V SEFI>; E5FC <DOHC 16V BI-FUEL>	12.00-07.06	BO			0 986 356 833	B 833
FT 330 L	2,3	103-107	E5FA <DOHC 16V SEFI>; E5FC <DOHC 16V BI-FUEL>	12.00-07.06	BO			0 986 356 833	B 833
FT 330 M	2,3	103-107	E5FA <DOHC 16V SEFI>; E5FC <DOHC 16V BI-FUEL>	12.00-07.06	BO			0 986 356 833	B 833





◀ FORD

FT 350 EL	2,3	103-107	E5FA <DOHC 16V SEFI>; E5FC <DOHC 16V BI-FUEL>	12.00-07.06	BO	0 986 356 833	B 833
FT 350 L	2,3	103-107	E5FA <DOHC 16V SEFI>; E5FC <DOHC 16V BI-FUEL>	12.00-07.06	BO	0 986 356 833	B 833
FT 350 M	2,3	103-107	E5FA <DOHC 16V SEFI>; E5FC <DOHC 16V BI-FUEL>	12.00-07.06	BO	0 986 356 833	B 833
Nugget	2,0	84	NSF <DOHC 8V SEFI>; NSG <DOHC 8V SEFI>	08.94-07.00		0 986 357 051	B 051
1.8	1,8	81-85	EYPA <Euro3>; EYPC <Euro3>	05.02-06.10		0 986 357 141	B 141
2.0	2,0	84	NS... <DOHC 8V SEFI>; NSF <DOHC 8V SEFI>	08.94-07.00		0 986 357 051	B 051

GAZ

GAZelle							
2.4	2,4	112	<DOHC>	07.05-03.13		0 986 357 052	B 052
Sobol							
2.4	2,4	112	<DOHC>	01.94-04.13		0 986 357 052	B 052
Volga							
2.4	2,4	112	EDZ <DOHC Euro 2>	07.05-12.08		0 986 357 052	B 052

GREAT WALL

Wingle							
2.4	2,4	100	4G69S4N	12.06→		F 005 X13 900	

HOLDEN

Rodeo							
2.4	2,4	94	C24SE	03.03-06.08		F 005 X13 907	

HONDA

Accord							
2.0	2,0	110	F20B1; F20B2	10.99-02.07		0 986 356 793	B 793
Accord [CD3-9/CE/CF1-2]							
1.8	1,8	85	F18A3 <i/iS>	09.95-10.98		0 986 356 721	B 721
2.0	2,0	96/98-100	F20B3 <iES>; F20B3 <iLS>; F20Z1	09.93-10.98		0 986 356 793	B 793
2.2	2,2	103/107	F22B1; F22B3	01.93-01.02		0 986 356 776	B 776
		107-110	F22B5	09.93-06.98		0 986 356 776	B 776
		110	F22B4	09.95-12.01		0 986 356 776	B 776
			F22B5	09.93-09.97		0 986 356 793	B 793
			F22Z2	09.95-10.98		0 986 356 793	B 793
Accord [CF3-9/CG/CH/CL1-4]							
1.6	1,6	85	D16B6	10.98-02.03		0 986 356 793	B 793
1.8	1,8	100	F18B2	10.98-02.03		0 986 356 793	B 793
2.0	2,0	108	F20B6	10.98-02.03		0 986 356 793	B 793
2.3	2,3	101/113	F23A5; F23Z5	09.97-02.03		0 986 356 793	B 793
City							
1.3	1,3	66	D13B	01.98-10.03		F 002 H50 383	
1.5	1,5	57/74/78/87	D15B; L15A1; L15A1 <VTEC>; L15A7	02.98-12.13		F 002 H50 383	
Civic CRX/del Sol [EG/EH/EJ]							
1.6	1,6	92/118	B16A2; D16Y8	03.92-12.98		0 986 356 721	B 721
Civic [EJ/EK/EM/EN]							
1.4	1,4	55/66	D14A3; D14A4; D14Z1; D14Z2	10.95-02.01		0 986 356 721	B 721
1.5	1,5	84	D15Z6	10.95-02.01		0 986 356 721	B 721
1.6	1,6	84/118	D16B2; D16Y5	10.95-02.01		0 986 356 721	B 721
Civic [MA/MB/MC]							
1.4	1,4	55	D14A3	09.95-01.97		0 986 356 721	B 721
			D14A7; D14Z3	03.97-02.01		0 986 356 721	B 721
		66	D14A2	09.94-01.97		0 986 356 721	B 721
			D14A8; D14Z4	03.97-02.01		0 986 356 721	B 721
1.5	1,5	66/84	D15Z3; D15Z8	09.95-02.01		0 986 356 721	B 721
1.6	1,6	83	D16Y3	09.94-01.97		0 986 356 721	B 721





1.6	1,6	85/93 93	D16B2; D16W3; D16W4 D16Y2	03.97-02.01 09.94-01.97	0 986 356 721 0 986 356 721	B 721 B 721
CR-V						
2.0	2,0	96	B20B	10.95-01.99	0 986 357 150	B 150
CR-V [RD]						
2.0	2,0	94-96/97/108/ 110	B20B; B20B3; B20B4; B20Z1	10.95→	0 986 357 150	B 150
HR-V						
1.6	1,6	77/92	D16W1; D16W2; D16W5	12.98-12.05	0 986 356 721	B 721
Logo						
1.3	1,3	48	D13B7	02.99-03.02	0 986 356 721	B 721
Prelude						
2.0	2,0	98	F20A4	10.96-12.99	0 986 356 776	B 776
Shuttle						
2.2	2,2	107	F22B8	01.95-12.97	0 986 356 793	B 793
2.3	2,3	110	F23A7	01.98-05.01	0 986 356 793	B 793

HYUNDAI

Accent						
1.3	1,3	44/53/55/ 61-63/67	G4AH; G4E-A; G4EH; G4EH <Kat.>; G4EH <SOHC>	04.94-03.06	0 986 356 898	B 898
1.5	1,5	42	TUD5	06.00-01.02	F 002 H50 327	
		60	D3EA	02.04-05.07	F 002 H50 327	
		63/65/66	G4EB <SOHC Alpha>; G4EK	07.94-03.06	0 986 356 898	B 898
		69	Alpha	10.99-07.12	F 002 H50 327	
					0 986 356 898	B 898
			Alpha CNG	06.08-05.13	F 002 H50 327	
			G4EK <SOHC>	07.94-07.99	0 986 356 898	B 898
		71	G4EK <SOHC>	04.94-04.00	0 986 AMO 302	
					0 986 356 898	B 898
		73-81	G4FK <DOHC>	11.95-07.99	0 986 356 898	B 898
Atos						
0.8	0,8	39-42	G4HA <Epsilon>	09.97-08.00	MZV 0 986 356 990	B 990
				09.00-06.01	MZV 0 986 356 898	B 898
1.0	1,0	40	G4HC <Epsilon>	12.97-08.00	MZV 0 986 356 990	B 990
				09.00-06.01	MZV 0 986 356 898	B 898
		43	G4HC-E	07.01-04.03	0 986 356 898	B 898
1.1	1,1	43-46	G4H...	06.03-03.08	0 986 357 803	BS803
Coupé						
1.6	1,6	84-85	G4GR <Beta>	05.96-04.02	0 986 356 970	B 970
2.0	2,0	99-102	G4... <Beta>	05.96-04.02	0 986 356 970	B 970
		101-105	G4GC...	10.01-08.02	0 986 356 970	B 970
				09.02-08.09	0 986 357 802	BS802
Elantra						
1.5	1,5	65-68	G4EK <Alpha>	07.96-09.00	0 986 356 898	B 898
1.6	1,6	84	4G61	05.95-09.00	0 986 356 970	B 970
1.8	1,8	93-97	G4GB	06.00-08.06	0 986 357 802	BS802
		101	G4GM <Beta>	05.95-09.00	0 986 356 970	B 970
2.0	2,0	102-105	G4GC... <2.0L MPI DOHC>	06.00-08.02	0 986 356 970	B 970
				09.02-09.06	0 986 357 802	BS802
		103-105	G4GC <(B2) 20BT>	08.06-06.11	0 986 357 802	BS802
Getz						
1.1	1,1	46-49	G4H...	09.02-04.03	0 986 356 898	B 898
1.3	1,3	60-63	G4E-A	09.02-08.05	0 986 356 898	B 898
		61	G4EA	09.05-02.10	F 002 H50 327	
H-1						
2.4	2,4	99-107	G4JS	06.01-09.06	0 986 356 991	B 991
i10						
1.1	1,1	47/49	G4HD; G4HG <(E3) 11EP>	10.07→	F 002 H50 387	
		52	D3FA <(1A) U11>	09.13→	F 002 H50 330	
1.2	1,2	57	G4LA <K3 Kappa>	08.08-09.10	0 986 357 842	BS 842





◀ HYUNDAI

1.2	1,2	59	Kappa	07.08→		F 002 H50 387	
		63/64-65	G4LA <K3 Kappa>	10.10→		0 986 357 842	BS 842
i20							
1.0	1,2	62	G4LA <K3 Kappa>	11.14→	SSJ	0 986 357 842	BS 842
1.2	1,2	55	G4LA <K3 Kappa>	11.14→	SSJ	0 986 357 842	BS 842
		59	Kappa	12.08-08.14		F 002 H50 341	
		62	G4LA <K3 Kappa>	04.15→	SSJ	0 986 357 842	BS 842
1.25	1,2	57	G4LA <(K3) 12KP>	01.09-03.12		0 986 357 842	BS 842
		63	G4LA <(K3) 12KP>	03.12-12.14		0 986 357 842	BS 842
i30							
2.0	2,0	105	G4GC... <(B2) 20BT>	09.07-04.12		0 986 357 802	BS802
Lantra							
1.5	1,5	65-68	G4EK <Alpha>	07.96-09.00		0 986 356 898	B 898
1.6	1,6	66/84	G4DJ <Beta>; G4GR <Beta>	05.95-09.00		0 986 356 970	B 970
1.8	1,8	94	G4GM <Beta>	05.95-09.00		0 986 356 970	B 970
2.0	2,0	102	G4GF <Beta>	08.96-09.00		0 986 356 970	B 970
Matrix							
1.8	1,8	90	G4GB-G <Beta>	08.01-08.02		0 986 356 970	B 970
				09.02-04.10		0 986 357 802	BS802
Santa Fe							
2.0	2,0	100	G4JP	04.01-12.05		0 986 356 991	B 991
2.4	2,4	100/107	G4JS-G; G4JSX	02.00-12.05		0 986 356 991	B 991
Santamo							
2.0	2,0	102	G4CP	05.99-12.02		0 986 356 974	B 974
Sonata							
1.8	1,8	96	G4GB	01.01-08.04		0 986 AM0 321	
		98	G4CM <New Sirius>	03.98-03.01		0 986 356 991	B 991
		99	G4CN	02.96-03.98		0 986 AM0 309	
2.0	2,0	92	G4CP <New Sirius>	05.96-06.98		0 986 356 974	B 974
		96-98	G4JP	04.01-11.04		0 986 356 991	B 991
		100	G4CP	05.98-03.01		0 986 356 991	B 991
		102	G4JP	01.01-09.04		0 986 AM0 321	
						0 986 356 991	B 991
		108	G4CP	03.98-03.01		0 986 356 991	B 991
2.4	2,4	105	G4CS	05.98-03.01		0 986 356 991	B 991
2.5	2,5	118	G6BV	05.98-03.01		0 986 356 992	B 992
		129	DOHC	03.98-01.01		0 986 AM0 322	
			G6AV	03.98-03.01		0 986 356 992	B 992
2.7	2,7	127-132	G6BA	04.01-01.06		0 986 356 992	B 992
3.0	3,0	107	G6AT	07.93-06.98		0 986 357 178	B 178
Trajet							
2.0	2,0	100-103/ 104-108	... <DOHC Sirius II>; G4GC... <Beta>; G4JP-G	01.99-02.04		0 986 356 991	B 991
				03.04-12.07		0 986 357 802	BS802
2.7	2,7	127-136	DOHC Delta; G6BA...	10.99-06.07		0 986 356 992	B 992
Tucson							
2.0	2,0	104	G4GC	08.04-03.10		0 986 357 802	BS802
Verna							
1.3	1,3	63	G4EA	07.99-08.05		0 986 AM0 302	
1.5	1,5	70	<SOHC Alpha>	07.99-03.06		0 986 356 898	B 898
		71	<SOHC New Alpha>	06.99-07.02		0 986 AM0 302	
XG							
2.5	2,5	120	G6BV <Delta>	12.98-11.02		0 986 356 992	B 992

JEEP

Cherokee							
4.0	4,0	127-131	ERH	09.93-08.01		0 986 357 229	B 229
Grand Cherokee							
4.0	4,0	130-135/ 142-145	ERH; ERH <6L <S MPI>>	09.92-04.99		0 986 357 229	B 229
5.2	5,2	156	ELF,ELO <<Y MPI>>	09.92-04.99		0 986 357 118	B 118
5.9	5,9	177	EML,EMO <Z MPI>	01.97-04.99		0 986 357 118	B 118





KIA

Carens							
2.0	2,0	102	G4GC		08.04-08.06	0 986 357 802	BS802
Cee'd							
2.0	2,0	105	G4GC		11.06-12.12	0 986 357 802	BS802
Cerato							
2.0	2,0	105	G4GC		04.04-11.09	0 986 357 802	BS802
Joice							
2.0	2,0	88/102	; G4CP		08.99-03.03	0 986 356 974	B 974
Magentis							
2.0	2,0	100	G4JP		09.00-12.05	0 986 356 991	B 991
2.5	2,5	124	G6BV		09.00-12.05	0 986 356 992	B 992
Optima							
2.5	2,5	131	G6B <DOHC>		07.00-04.02	0 986 AM0 322	
						0 986 356 992	B 992
Picanto							
1.0	1,0	45-46	G4HE		05.04-01.11	0 986 357 803	BS803
1.1	1,1	48	G4HG		05.04-01.11	0 986 357 803	BS803
1.2	1,2	63	G4LA <Kappa>		05.11→	0 986 357 842	BS 842
Pro Cee'd							
2.0	2,0	105	G4GC		03.08-12.12	0 986 357 802	BS802
Rio							
1.2	1,2	51/62,5	G4LA <Kappa>		06.11→	0 986 357 842	BS 842
Sephia							
1.5	1,5	59	B5		09.96-12.97	0 986 356 735	B 735
		68	B5 (SOHC)		09.92-08.97	0 986 AM0 306	
1.6	1,6	59	B6		07.95-12.97	0 986 356 735	B 735
Sorento							
2.4	2,4	102	G4JS		03.03-04.06	0 986 356 991	B 991
Soul							
2.0	2,0	104	G4GC		08.09→	0 986 357 802	BS802
Sportage							
2.0	2,0	87/94/95	FE; FED		04.94-08.04	0 986 357 203	B 203
		101-104	G4GC		09.04-05.10	0 986 357 802	BS802

LADA

Forma							
1.3	1,3	45			09.91-12.00	0 986 356 726	B 726
1.5	1,5	53	21083		09.91-12.00	0 986 356 726	B 726
Niva							
1.6	1,6	54/56	; 1600		09.87-12.99	0 986 356 768	B 768
Samara							
1.1	1,1	39/43	21081; 21081-10		01.84-12.13	0 986 356 726	B 726
1.3	1,3	45-48/50	2108		01.84-12.13	0 986 356 726	B 726
1.5	1,5	50	2111		03.93-12.00	0 986 356 726	B 726
		50-53/55/57	; 2108; 21083		01.84-12.13	0 986 356 726	B 726
		60	2111		01.95-12.13	0 986 357 163	B 163
					ZVM		
Serie 110							
1.5	1,5	54/56/57	2110 <R-83>; 2111/2111-12		01.96-12.04	0 986 356 726	B 726
		68	2112		06.99-12.00	0 986 357 260	B 260
Serie 111							
1.5	1,5	56	2110 <R-83>		01.96-12.04	0 986 356 726	B 726
		68/70	2112; 2112-10/16		01.96-12.04	0 986 357 260	B 260
Serie 112							
1.5	1,5	67/69	2112		01.96-12.04	0 986 357 260	B 260
Serie 115							
1.3	1,3	47	2114		01.98-12.13	0 986 356 726	B 726
1.5	1,5	52	2114		01.98-12.13	0 986 356 726	B 726



◀ LADA

Serie 2100							
2106	1,6	55	2106 <Euro 2>	09.75-12.05		0 986 356 828	B 828
2107-02	1,5	52	2103	01.86-12.12	WCP	0 986 356 828	B 828
21061	1,5	48		01.82-12.05		0 986 356 828	B 828
21063	1,3	48	21011	01.86-12.05		0 986 356 828	B 828
21072	1,3	48		02.86-12.12	WCP	0 986 356 828	B 828
21074	1,6	55	2106 <Euro 2>	05.82-12.12	WCP	0 986 356 828	B 828
21077	1,3	48	2105	01.86-12.00	WCP	0 986 356 828	B 828
21099	1,5	56,4	2111-...	01.90-01.04		0 986 356 726	B 726
Toscana							
1.4	1,4	55	2103	01.86-12.00	WCP	0 986 356 828	B 828

LANCIA

Dedra								
1.6	1,6	66	159B9.000 MPI-GM <M1>	10.94-04.98		0 986 356 738	B 738	
		76	182A4.000 MPI-Weber <M6>	04.98-10.99		0 986 356 787	B 787	
						0 986 357 261	B W261	
2.0	2,0	83	835A5.046 Kat <M3>	10.94-10.99		0 986 357 183	B 183	
		102	836A3.000 MPI-Weber <M1>	10.94-10.99		0 986 356 791	B 791	
Delta								
1.6	1,6	66/76	182 A4.000 <SF M9>; 182A6.000 <SF M10>	01.96-12.99		0 986 356 787	B 787	
						0 986 357 261	B W261	
2.0	2,0	137	175A4.000 <SG M4>	09.96-12.99		0 986 356 709	B 709	
Lybra								
1.6	1,6	76	182 A4.000 <M1 CF2>; 182 B6.000 <M2 CF3>	10.99-09.05		0 986 356 787	B 787	
						0 986 357 261	B W261	
Musa								
1.4	1,4	55	350 A1.000 <M11>	03.05-12.12		0 986 357 286	B 286	
		57	350 A1.000 <M7>	03.09-12.12	EU5	0 986 357 286	B 286	
Y								
1.1	1,1	40	176 B2.000 <M5 CF2>	04.97-06.00		0 986 356 754	B 754	
1.2	1,2	44	188 A4.000 <M1>	06.00-06.03		0 986 357 816	BS 816	
			840 A3.000 <M1 CF2>	01.96-06.00		0 986 356 754	B 754	
		63	176B9.000 MPI-Weber <M4 CF2>	04.97-06.00		0 986 357 258	B W258	
			188A5.000 <M2 CF3>	06.00-06.03		0 986 357 181	B 181	
1.4	1,4	55/59	840A2.000 SPI-Bosch <M2>; 840A4.000 SPI-Bosch <M3>	01.96-06.00	RBE	0 356 912 881	ES 881	
Ypsilon								
1.2	1,2	44	188 A4.000 <M1>	06.03-11.11	EU4	0 986 357 816	BS 816	
					EU5	0 986 357 286	B 286	
		51	169 A4.000	08.10-11.11	EU4	0 986 357 816	BS 816	
						EU5	0 986 357 286	B 286
						06.11-→	0 986 357 286	B 286
1.4	1,4	55	350 A1.000 <M7>; 350 A1.000 <M11>	10.06-11.11		0 986 357 286	B 286	
Zeta								
2.0	2,0	110	RGX <M1>	09.94-06.99		0 986 357 098	B 098	

LAND ROVER GROUP

Defender							
2.5	2,5	62	17H	08.90-09.01		0 986 356 759	B 759
Discovery I							
2.0	2,0	100	20 T4 <MPi>	10.93-06.98		0 986 357 188	B 188
3.5	3,5	98-119	22D <V8F-EFI-KAT>	09.89-12.98		0 986 356 831	B 831
			Fg.-Nr. MA 081991-→				
3.9	3,9	134-136	V8 3.9 <EFI>	10.93-12.99		0 986 356 831	B 831
			Fg.-Nr. MA 081991-→				
Freelander I							
1.8	1,8	84-88	K18 / 18K16 <K-Serie> Fg.-Nr. →YA 999999	09.97-10.06		0 986 357 223	B 223

**Range Rover II**

4.0	4,0	136-140	42D				
			Fg.-Nr. XA 410482→	09.94-08.02		0 986 356 707	B 707
			Fg.-Nr. →WA 410481	09.94-08.02		0 986 356 819	B 819
4.6	4,6	158-168	...				
			Fg.-Nr. XA 410482→	09.94-08.02		0 986 356 707	B 707
			Fg.-Nr. →WA 410481	09.94-08.02		0 986 356 819	B 819

LEXUS**LS**

4.0	4,0	185/186/194/ 203-209	1UZFE	10.94-08.00		0 986 357 204	B 204
-----	-----	-------------------------	-------	-------------	--	----------------------	--------------

LOTUS**Elise**

1.8	1,8	88	K-Serie	03.99-11.00		0 986 357 160	B 160
-----	-----	----	---------	-------------	--	----------------------	--------------

MARUTI**Alto**

0.8	0,8	33-35	F8D	09.00-01.06		F 002 H50 386	
1.1	1,1	47	F10D	09.00-06.04		F 002 H50 393	

Baleno

1.0	1,0	75	K10C	03.17→		F 002 H50 317	
1.2	1,2	55/62	D13A; K12M	10.15→		F 002 H50 317	

Zen

1.0	1,0	37	G10B	10.93-11.02		F 002 H50 392	
		44	G10BB	09.99-03.06		F 002 H50 316	
						F 002 H50 348	

800

0.8	0,8	26/27/29/33	F8B; F8D; F8R	12.83-05.14		F 002 H50 346	
-----	-----	-------------	---------------	-------------	--	----------------------	--

MAZDA**Demio**

1.3	1,3	46/53	B3	05.98-02.03		0 986 357 265	B 265
1.5	1,5	55	B5	01.00-02.03		0 986 357 265	B 265

Etude

1.6	1,6	79	ZM	09.99-12.05		0 986 357 266	B 266
-----	-----	----	----	-------------	--	----------------------	--------------

MPV

2.3	2,3	104	L3	03.02-06.04		0 986 357 287	B 287
-----	-----	-----	----	-------------	--	----------------------	--------------

MX-5

1.6	1,6	66	B6	12.94-11.97		0 986 356 742	B 742
		81	B6D	01.98-07.05		0 986 356 742	B 742
1.8	1,8	98	BP	09.93-11.97		0 986 357 288	B 288
		103-106	BPD	01.98-08.00		0 986 357 288	B 288

MX-6

2.5	2,5	121	KL	12.95-06.97		0 986 356 966	B 966
			Fg.-Nr. →GE*0*2-114444	07.94-06.97		0 986 356 966	B 966
			L	09.91-07.98		0 986 356 966	B 966

Xedos-6

2.0	2,0	103	KF1	04.96-02.99		0 986 356 966	B 966
-----	-----	-----	-----	-------------	--	----------------------	--------------

Xedos-9

2.5	2,5	123	KL	06.96-07.98		0 986 356 966	B 966
-----	-----	-----	----	-------------	--	----------------------	--------------

2

1.25	1,2	55	FUJA	02.03-06.07		0 986 357 208	B 208
1.4	1,4	59	FXJA <Euro4>	02.03-06.07		0 986 357 208	B 208

**M**



◀ MAZDA

1.6	1,6	74	FYJA	02.03-06.07	0 986 357 208	B 208
6						
1.8	1,8	88	L8	02.02-12.07	0 986 357 287	B 287
2.0	2,0	104-108	LF	02.02-12.07	0 986 357 287	B 287
2.3	2,3	119/122	L3	02.02-02.05	0 986 357 287	B 287
121						
1.25	1,3	55	DH...	01.96-10.99	0 986 356 805	B 805
1.3	1,3	37/44	JJ...; J4...	01.96-10.99	0 986 357 257	BW257
		53	B3	08.96-12.02	0 986 357 265	B 265
323						
P 1.3	1,3	54-55	B3	10.96-09.00	0 986 357 165	B 165
P 1.5	1,5	65	Z5	10.96-09.00	0 986 357 149	B 149
1.3	1,3	54	B3	05.98-09.03	0 986 357 195	B 195
		54-55	B3	10.96-06.98	0 986 357 165	B 165
1.5	1,5	65	ZL	05.98-01.01	0 986 357 266	B 266
			Z5	10.96-07.98	0 986 357 149	B 149
1.6	1,6	70-72/78/79	ZM	07.98 →	0 986 357 266	B 266
1.8	1,8	92/99	BP; P	10.96-06.98	0 986 357 149	B 149
626						
1.8	1,8	66/77	FP	07.95-03.97	0 986 357 241	B 241
2.0	2,0	85-88	FS	01.92-06.97	0 986 357 241	B 241
2.5	2,5	121	KL	07.95-03.97	0 986 356 966	B 966
			Fg.-Nr. →GE*0*2-114444	06.94-06.97	0 986 356 966	B 966

MERCEDES-BENZ

Serie A (169)

150	1,5	70	M 266.920 <E 15>	09.04-04.09	0 986 357 808	BS808
160	1,5	70	M 266.920 <E 15>	04.09-04.12	0 986 357 808	BS808
170	1,7	85	M 266.940 <E 17>	09.04-04.09	0 986 357 808	BS808
180	1,7	85	M 266.940 <E 17>	04.09-04.12	0 986 357 808	BS808
200	2,0	100	M 266.960 <E 20>	04.04-04.12	0 986 357 808	BS808

Serie B (245)

150	1,5	70	M 266.920 <E 15>	04.05-04.09	0 986 357 808	BS808
160	1,5	70	M 266.920 <E 15>	04.09-04.11	0 986 357 808	BS808
170	1,7	85	M 266.940 <E 17>	04.05-04.09	0 986 357 808	BS808
			M 266.960 <E 20>	05.08-04.09	0 986 357 808	BS808
180	1,7	85	M 266.940 <E 17>	04.09-04.11	0 986 357 808	BS808
			M 266.960 <E 20>	05.09-04.11	0 986 357 808	BS808
200	2,0	100	M 266.960 <E 20>	04.05-04.11	0 986 357 808	BS808

Serie C (202)

180	1,8	90	M 111.920 <E 18>	05.96-02.01	0 986 356 352	B 352
			M 111.921 <E 18>	09.95-02.01	0 986 356 311	B 311
200	2,0	100	M 111.941 <E 20>	09.95-02.01	0 986 356 352	B 352
			100/132-141	M 111.944 <E 20 ML>; M 111.945 <E20>	01.94-02.01	0 986 356 311
230	2,3	110/142	M 111.974 <E 23>; M 111.975 <E 23 ML>	09.95-04.00	0 986 356 311	B 311
280	2,8	142	M 104.941	09.95-05.97	0 986 356 329	B 329

Serie CL (140)

420	4,2	205	M 119.9...	06.96-08.99	0 986 356 315	B 315
500	5,0	235	M 119.970,980	06.96-08.99	0 986 356 315	B 315

Serie CLK (208,209)

200	2,0	100/142	M 111.944 <E 20 ML>; M 111.945 <E20>	09.96-06.00	0 986 356 311	B 311
230	2,3	142	M 111.975 <E 23 ML>	06.97-06.00	0 986 356 311	B 311

Serie E (124)

36 AMG	3,6	200	M 104.992	09.95-06.98	0 986 356 329	B 329
200	2,0	100	M 111.940	09.95-06.98	0 986 356 352	B 352
220	2,2	110	M 111.960	09.95-06.98	0 986 356 352	B 352
320	3,2	162-170	M 104.992	09.95-06.98	0 986 356 329	B 329

Serie E (210)

50 AMG	5,0	205-235	M 119.980,985	01.96-08.97	0 986 356 315	B 315
200	2,0	100/137	M 111.942 <E20>; M 111.947 <E20>	05.96-01.03	0 986 356 311	B 311
230	2,3	110	M 111.970 <E23>	06.95-08.97	0 986 356 311	B 311





280	2,8	142	M 104.945	01.96-02.97	0 986 356 316	B 316
320	3,2	162	M 104.995	09.95-02.97	0 986 356 329	B 329
420	4,2	205-207	M 119.985	01.96-08.98	0 986 356 315	B 315
Serie G (460,461,463)						
320	3,2	155	M 104.996	09.95-11.97	0 986 356 329	B 329
Serie S (140)						
280	2,8	142-145	M 104.944	09.95-09.98	0 986 356 329	B 329
320	3,2	170	M 104.99...; M 104.994	03.93-02.99	0 986 356 314	B 314
420	4,2	205-210	M 119.971; M 119.981	06.93-09.98	0 986 356 315	B 315
500	5,0	235-240	M 119.970;980	06.93-09.98	0 986 356 315	B 315
600	6,0	290-300	M 120.98... <M 120>	06.93-09.98	0 986 356 313	B 313
Serie SL (129)						
280	2,8	142	M 104.943	09.95-05.98	0 986 356 329	B 329
600	6,0	290	M 120.983	09.95-08.02	0 986 356 313	B 313
Serie SLK (170,171,172)						
200	2,0	100/135	M 111.943 <E20 ML>; M 111.946 <E20>	09.96-01.00	0 986 356 311	B 311
230	2,3	142	M 111.973 <E23 ML>	09.96-01.00	0 986 356 311	B 311
Serie V (638)						
200	2,0	95	M 111.948 <E20>	04.96-09.03	0 986 356 311	B 311
230	2,3	105	M 111.978 <E23>	04.96-09.03	0 986 356 311	B 311
Sprinter						
214	2,3	105-108	M 111.979 <E23>; M 111.984 <E23>	09.95-05.06	0 986 356 311	B 311
314	2,3	105-108	M 111.979 <E23>; M 111.984 <E23>	09.95-05.06	0 986 356 311	B 311
414	2,3	105-108	M 111.979 <E23>; M 111.984 <E23>	09.95-05.06	0 986 356 311	B 311
Vito (638)						
113	2,0	100	M 111.948 <E20>	11.95-09.03	0 986 356 311	B 311
114	2,3	105	M 111.978 <E23>	11.95-09.03	0 986 356 311	B 311

MG

MG TF						
1.8	1,8	88/100	18 K4F K-Serie <DOHC>	03.02→	AG	0 986 357 154 B 154
					GS	0 986 356 731 B 731
		118	18 K4F K-Serie- VVC- <DOHC>	03.02-05.05		0 986 357 160 B 160
MGF						
1.6	1,6	82	16 K4F <K-Serie>			
			Fg.-Nr. YD 522573→	10.01-03.02		0 986 357 154 B 154
			Fg.-Nr. →YD 522572	10.01-03.02		0 986 356 731 B 731
1.8	1,8	88/107/118	18 K4F <K-Serie K 1.8>; 18 K4K K-Serie <MPI VVC>; 18 K4K <MPI VVC K-Serie>			
			Fg.-Nr. YD 522573→	10.95-03.02		0 986 357 154 B 154
			Fg.-Nr. →YD 522572	10.95-03.02		0 986 356 731 B 731
ZR						
1.4	1,4	76	14 K4F <K-Serie>			
			Fg.-Nr. YD 471565→	10.01-05.05		0 986 357 154 B 154
			Fg.-Nr. →YD 471564	10.01-05.05		0 986 356 731 B 731
1.8	1,8	86/118	18 K4F <K-Serie K 1.8>; 18 K4K <MPI VVC K-Serie>			
			Fg.-Nr. YD 471565→	10.01-05.05		0 986 357 154 B 154
			Fg.-Nr. →YD 471564	10.01-05.05		0 986 356 731 B 731
ZS						
1.6	1,6	80	16 K4F <K-Serie>			
			Fg.-Nr. YD 471064→	03.05-05.05		0 986 356 731 B 731
1.8	1,8	86	18 K4F <K-Serie K 1.8>	10.01-05.05		0 986 357 154 B 154
2.5	2,5	130	25 K4F <KV6>			
			Fg.-Nr. YD 471565→	10.01-05.05		0 986 357 154 B 154
			Fg.-Nr. →YD 471564	10.01-05.05		0 986 356 731 B 731
ZT						
1.8	1,8	88/118	K1.8T <K-Serie>; 18 K4F <K-Serie K 1.8>	03.02-05.05		0 986 357 154 B 154





MINI (BMW)

Cooper [R50/R52/R53]							
1.6	1,6	66/85/120-125	W10 B16A...; W11 B16A		06.01-07.08	0 986 357 192	B 192
John Cooper Works [R52/R53]							
1.6	1,6	147/154-160	W11 B16A		10.03-07.08	0 986 357 192	B 192

MITSUBISHI

Carisma							
1.3	1,3	60	4G13		07.01-12.03	0 986 357 273	B 273
1.6	1,6	73	4G92 Kat.		05.97-02.99	0 986 357 147	B 147
Colt [CJ]							
1.3	1,3	55	4G13 Kat.		11.95-05.00	0 986 357 157	B 157
		60	4G13 Kat.		06.00-06.03	0 986 357 273	B 273
1.5	1,5	69	4G15		11.95-05.00	0 986 357 157	B 157
L 200							
2.0	2,0	90	4G63 Kat.		01.96-06.01	0 986 357 197	B 197
2.4	2,4	82-87	4G64 Kat.		06.90-11.97	0 986 357 196	B 196
		97	4G64 Kat.		01.96→	0 986 357 197	B 197
L 300							
2.0	2,0	65/83/85	4G63 Kat.		06.94-12.01	0 986 357 197	B 197
L 400							
2.0	2,0	83-85	4G63 Kat.		12.94-03.01	0 986 357 197	B 197
2.4	2,4	97	4G64 Kat.		12.94-03.01	0 986 357 197	B 197
Lancer							
1.3	1,3	54	4G13		01.02-12.10	0 986 357 273	B 273
1.5	1,5	64/70	4G15		09.88-09.10	0 986 357 157	B 157
Lancer [CA/CB/CC/CD]							
1.6	1,6	83	4G92 Kat.		06.92-09.00	0 986 357 147	B 147
Lancer [CJ/CS/CT]							
1.3	1,3	60	4G13		06.03-04.10	0 986 357 273	B 273
1.6	1,6	72	4G18		06.03-04.10	0 986 357 273	B 273
		77-81	4G18		05.00-02.03	0 986 357 273	B 273
Lancer [CK/CP/CM/CN]							
1.3	1,3	55	4G13 Kat.		11.95-05.01	0 986 357 157	B 157
1.5	1,5	67-69	4G15		11.95-10.00	0 986 357 157	B 157
Space Gear							
2.0	2,0	83-85	4G63 Kat.		12.94-03.01	0 986 357 197	B 197
2.4	2,4	94-97	4G64; 4G64 Kat.		12.94-03.01	0 986 357 197	B 197
Space Runner							
1.8	1,8	85-90	4G93 Kat.		06.91-05.99	0 986 357 147	B 147
Space Wagon							
2.0	2,0	98-101	4G63 Kat.		06.92-11.00	0 986 357 147	B 147
Spacestar							
1.3	1,3	60	4G13		06.98-05.00	0 986 357 272	B 272
					06.00-12.04	0 986 357 273	B 273
1.6	1,6	72	4G18		04.01-12.04	0 986 357 273	B 273
3000 GT							
3.0	3,0	206-210	6G72; 6G72 <DOHC>		09.90-12.00	0 986 357 218	B 218

NISSAN

Almera [N15]							
1.4	1,4	55-64	GA14DE		07.95-04.00	0 986 356 821	B 821
						0 986 357 239	B 239
1.6	1,6	66-73	GA16DE		07.95-04.00	0 986 356 821	B 821
						0 986 357 239	B 239
2.0	2,0	105	SR20DE		04.96-04.00	0 986 356 821	B 821
						0 986 357 239	B 239





Almera Tino							
2.0	2,0	99-100	SR20DE		05.00-01.03	0 986 357 239	B 239
Hardbody							
2.4	2,4	88	KA24E		05.99-05.02	0 986 356 807	B 807
						0 986 357 236	B 236
Primera							
1.6	1,6	66-75	GA16DE		04.93-12.01	0 986 356 821	B 821
						0 986 357 239	B 239
2.0	2,0	85	SR20DE		06.96-10.97	0 986 356 821	B 821
						0 986 357 239	B 239
		85-92	SR20De		07.94-12.97	0 986 357 239	B 239
		96	SR20DE		06.96-10.97	0 986 356 821	B 821
						0 986 357 239	B 239
			SR20DEL		10.97-06.99	0 986 356 821	B 821
						0 986 357 239	B 239
		103	SR20DE		06.99-12.01	0 986 357 239	B 239
		110	SR20DE		06.96-10.97	0 986 356 821	B 821
						0 986 357 239	B 239
			SR20DEH		10.97-06.99	0 986 356 821	B 821
						0 986 357 239	B 239
Pulsar							
1.6	1,6	81-86	GA16DE		08.95-06.00	0 986 357 239	B 239
Sentra							
1.6	1,6	77/85	GA16; GA16DE		01.94→	WW	0 986 357 239 B 239
Serena							
1.6	1,6	71	GA16DE		07.92-11.01		0 986 356 893 B 893
						WW	0 986 357 280 B 280
2.0	2,0	93-96	SR20DE		07.92-11.01		0 986 356 893 B 893
						WW	0 986 357 280 B 280
Sunny							
1.5	1,5	77	GA15DE		01.94-10.98		0 986 357 239 B 239
1.6	1,6	75-81	GA16DE <AY>		10.92-03.00		0 986 356 821 B 821
							0 986 357 239 B 239
		88	GA16DE		01.94→		0 986 356 821 B 821
							0 986 357 239 B 239
						TW	0 986 357 239 B 239
Terrano							
2.4	2,4	85/87	KA24E		05.96-12.06		0 986 356 807 B 807
							0 986 357 236 B 236
1 Tonner							
3.0	3,0	110,3	VG30E		01.90-05.02		0 986 357 177 B 177

OPEL

Astra							
1.4	1,4	44	C 14 NZ <OHC>				
			Mot.-Nr. →02V57973		09.91-02.98	0 986 356 747	B 747
			Mot.-Nr. →19241623; 02V57974→02BF1476		09.91-02.98	0 986 357 127	B 127
Astra F							
1.4	1,4	44	C 14 NZ <OHC>; X 14 NZ <Ecotec OHC>				
			Mot.-Nr. →02V57973		09.91-02.98	0 986 356 747	B 747
			Mot.-Nr. →19241623; 02V57974→02BF1476		09.91-02.98	0 986 357 127	B 127
		60	14 SE / C 14 SE <OHC>				
			Mot.-Nr. →02T14052; →19880550		03.92-02.98	0 986 357 127	B 127
			Mot.-Nr. 02BD1413→; 19280317→		02.98-02.98	0 986 357 226	B 226
			Mot.-Nr. 02T14053→02BD1413; 19880551→19280316		03.92-02.98	0 986 357 124	B 124
		66	X 14 XE <Ecotec DOHC>		04.96-02.98	0 986 356 778	B 778
1.6	1,6	55	X 16 SZR <Ecotec>		09.97-08.02	0 986 357 126	B 126
			Mot.-Nr. →02BE6166		09.95-08.97	0 986 357 124	B 124
			Mot.-Nr. 02BE6167→		09.95-08.97	0 986 357 226	B 226





◀ OPEL

1.6	1,6	55	16 NZR					
			Mot.-Nr. →02BE6166	09.97-02.98	0 986 357 124	B 124		
				Mot.-Nr. 02BE6167→	09.97-02.98	0 986 357 226	B 226	
	74	C 16 SE <OHC>						
			Mot.-Nr. →02BD0920	03.92-02.98	0 986 357 124	B 124		
			Mot.-Nr. 02BD0921→	03.92-02.98	0 986 357 226	B 226		
			X 16 XEL <DOHC Ecotec>; X 16 XEL <Ecotec DOHC>	08.94-08.02	0 986 356 778	B 778		
1.8	1,8	66	C 18 NZ					
			Mot.-Nr. →14349311	09.91-02.98	0 986 356 801	B 801		
				Mot.-Nr. 14349312→	09.91-02.98	0 986 357 127	B 127	
	85/92	C 18 SEL <DOHC>; C 18 XE <DOHC>; C 18 XEL <DOHC>; X 18 XE <DOHC>						
			Fg.-Nr. W2000000→	09.93-08.98	0 986 357 284	B 284		
			Fg.-Nr. →V8999999	09.93-08.98	0 986 357 237	B 237		
2.0	2,0	85	C 20 NE / 20 NE <OHC>					
			Mot.-Nr. →14672353	09.91-02.98	0 986 356 801	B 801		
				Mot.-Nr. 14672354→Fg.-Nr. R8999999	09.91-02.98	0 986 357 127	B 127	
	100	X 20 XEV <Ecotec>						
				Fg.-Nr. W2000000→	01.95-02.98	0 986 357 284	B 284	
				Fg.-Nr. →V8999999	01.95-02.98	0 986 357 237	B 237	
	110	C 20 XE <DOHC>						
			Mot.-Nr. →14002934	09.91-02.98	0 986 357 233	B 233		
Astra G								
1.6	1,6	55/62	X 16 SZR <Ecotec>; Z 16 SE <Ecotec>	09.97-01.05	0 986 357 126	B 126		
Calibra								
2.0	2,0	85	C 20 NE					
			Fg.-Nr. S1.....→; S9.....→	06.90-03.97	0 986 357 242	B 242		
			Mot.-Nr. →14672352	06.90-03.97	0 986 356 801	B 801		
			Mot.-Nr. 14672353→Fg.-Nr. R1.....; Mot.-Nr. 14672353→Fg.-Nr. R9.....	06.90-03.97	0 986 357 125	B 125		
	110	C 20 XE <DOHC>						
				Fg.-Nr. P1000001→; P9000001→	06.90-03.97	0 986 357 237	B 237	
				Mot.-Nr. →14028514	06.90-03.97	0 986 357 139	B 139	
				Mot.-Nr. 14180386→Fg.-Nr. N1999999	06.90-03.97	0 986 357 233	B 233	
	150	C 20 LET						
				03.92-03.97	0 986 357 233	B 233		
2.5	2,5	125	C 25 XE; X 25 XE					
			Mot.-Nr. →08145499	04.93-03.97	0 986 357 143	B 143		
			Mot.-Nr. 08145500→	04.93-03.97	0 986 357 050	B 050		
Combo								
1.2	1,2	33	C 12 NZ					
			Mot.-Nr. →19334656	09.94-10.01	0 986 357 148	B 148		
			Mot.-Nr. 19330001→	09.94-10.01	0 986 357 226	B 226		
			Mot.-Nr. 19334657→	09.94-10.01	0 986 357 247	B 247		
			X 12 SZ <Ecotec>					
			Mot.-Nr. →19330000	09.94-10.01	0 986 357 124	B 124		
			Mot.-Nr. 02HY3580→	09.94-10.01	0 986 357 126	B 126		
	Mot.-Nr. 19330001→	09.94-10.01	0 986 357 226	B 226				
	12 NZ							
				Mot.-Nr. →19334656	06.00-10.01	0 986 357 148	B 148	
				Mot.-Nr. 19334657→	06.00-10.01	0 986 357 247	B 247	
	1.4	1,4	44	C 14 NZ				
				Mot.-Nr. →02BF1475; →19241622	09.94-10.01	0 986 357 148	B 148	
				Mot.-Nr. 02BF1476→; 19241623→	09.94-10.01	0 986 357 247	B 247	
						KL	0 986 356 746	B 746
						KL	0 986 356 746	B 746
				X 14 SZ <Ecotec>				
				Mot.-Nr. →02HY3579; →19747137	04.96-10.01	0 986 357 226	B 226	
				Mot.-Nr. 02HY3580→	04.96-10.01	0 986 357 126	B 126	
60		C 14 SE						
				Mot.-Nr. →02BD1412; →19262000	09.94-10.01	0 986 357 124	B 124	
			Mot.-Nr. 02BD1413→02HY3579; 19262001→	09.94-10.01	0 986 357 226	B 226		
			Mot.-Nr. 02HY3580→	09.94-10.01	0 986 357 126	B 126		
66	C 14 SEL							
				08.99-10.01	0 986 356 778	B 778		
				08.08→	0 986 356 778	B 778		



1.6	1,6	64	Z 16 SE <Ecotec>	10.01-08.04		0 986 357 126	B 126
Corsa B							
1.2	1,2	33	C 12 NZ				
			Mot.-Nr. →19334656	03.93-08.00		0 986 357 148	B 148
			Mot.-Nr. 19334657→	03.93-08.00		0 986 357 247	B 247
			X 12 SZ <Ecotec>				
			Mot.-Nr. →19330000	03.93-08.00		0 986 357 124	B 124
			Mot.-Nr. 02HY3580→	03.93-08.00		0 986 357 126	B 126
			Mot.-Nr. 19330001→	03.93-08.00		0 986 357 226	B 226
			12 NZ				
			Mot.-Nr. →19334656	03.93-08.00		0 986 357 148	B 148
			Mot.-Nr. 19334657→	03.93-08.00		0 986 357 247	B 247
1.4	1,4	44	C 14 NZ				
			Mot.-Nr. →02BF1475; →19241622	03.93-08.00		0 986 357 148	B 148
			Mot.-Nr. 02BF1476→; 19241623→	03.93-08.00	KL	0 986 357 247	B 247
					KL	0 986 356 746	B 746
			X 14 SZ <Ecotec>				
			Mot.-Nr. →02HY3579; →19747137	09.96-09.00		0 986 357 226	B 226
			Mot.-Nr. 02HY3580→	09.96-09.00		0 986 357 126	B 126
		60	C 14 SE				
			Mot.-Nr. →02BD1412; →19262000	03.93-08.00		0 986 357 124	B 124
			Mot.-Nr. 02BD1413→02HY3579; 19262001→	03.93-08.00		0 986 357 226	B 226
			Mot.-Nr. 02HY3580→	03.93-08.00		0 986 357 126	B 126
		63/66	C 14 SEL; X 14 XE <Ecotec>	03.93-08.00		0 986 356 778	B 778
1.6	1,6	74/78/80	C 16 SEL; C 16 XE; X 16 XE <Ecotec>	03.93-08.00		0 986 356 778	B 778
Corsa C							
1.6	1,6	62	Z 16 SE <Ecotec>	09.01-08.05		0 986 357 126	B 126
Frontera							
2.0	2,0	85	X 20 SE <Ecotec>	02.95-08.98		0 986 357 228	B 228
2.2	2,2	100	X 22 XE <Ecotec>	02.95-08.98		0 986 357 228	B 228
Meriva							
1.6	1,6	64	Z 16 SE <Ecotec>	03.03-09.05		0 986 357 126	B 126
Monterey							
3.2	3,2	130	6VDI	04.92-12.97		0 986 357 167	B 167
Omega B							
2.0	2,0	85	X 20 SE <Ecotec>; 20 SE <Ecotec>				
			Mot.-Nr. →14367064	03.94-08.98		0 986 357 126	B 126
		100	X 20 XEV <Ecotec>	09.93-08.99	TW	0 986 357 237	B 237
2.5	2,5	125	X 25 XE <Ecotec>				
			Mot.-Nr. →08145499	04.94-11.00		0 986 357 055	B 055
			Mot.-Nr. 08145500→	04.94-11.00		0 986 357 050	B 050
3.0	3,0	155	X 30 XE <Ecotec>				
			Mot.-Nr. →08145499	04.94-02.01		0 986 357 055	B 055
			Mot.-Nr. 08145500→	04.94-02.01		0 986 357 050	B 050
Sintra							
2.2	2,2	104	X 22 XE <Ecotec>	09.96-09.99		0 986 357 237	B 237
3.0	3,0	148	X 30 XE <Ecotec>	09.96-09.99		0 986 357 055	B 055
Tigra							
1.4	1,4	63-66	X 14 XE <Ecotec>	09.94-08.99		0 986 356 778	B 778
1.6	1,6	74/78	C 16 SEL <Ecotec>; X 16 XE <Ecotec>	09.94-08.99		0 986 356 778	B 778
Vectra B							
1.6	1,6	55	X 16 SZR <Ecotec>				
			Mot.-Nr. →02HP7704	10.95-07.03		0 986 357 226	B 226
			Mot.-Nr. 02HP7705→	10.95-07.03		0 986 357 126	B 126
			16 LZ2	09.95-07.03		0 986 357 242	B 242
		74	X 16 XEL <Ecotec>	09.95-07.02		0 986 356 778	B 778
1.8	1,8	85	X 18 XE <Ecotec>	09.95-09.00	TW	0 986 357 237	B 237
2.0	2,0	82	20 NEJ				
			Mot.-Nr. →14885919	09.95-02.02		0 986 357 126	B 126
		100	C 20 SEL; X 20 XEV <Ecotec>	09.95-09.02	TW	0 986 357 237	B 237
2.2	2,2	106	C 22 SEL	06.00-09.02		0 986 357 237	B 237
2.5	2,5	125-143	X 25 XE <Ecotec>	09.95-09.00		0 986 357 162	B 162





PEUGEOT

Boxer [U3/U5]								
2.0	2,0	80-81	RFL <XU10J2>; RFW <XU10J2>		02.94-05.06	0 986 356 854	B 854	
Expert [G9/U64]								
1.6	1,6	58	220 A2.000 <1580 SPI>		09.95-05.00	0 986 356 854	B 854	
Partner								
1.8	1,8	66	LFX <XU7JB>		10.99-12.03	0 986 356 854	B 854	
Partner [M4/M5]								
1.1	1,1	44	HDY <TU1M+>; HDZ <TU1M+>		07.96-08.02	0 986 357 240	BW240	
1.4	1,4	51-52	K5A <TU3.2>		11.96-08.02	0 986 356 889	B 889	
		55	KFX <TU3JP> Org.-Nr. →7874		07.96-06.98	0 986 357 240	BW240	
1.8	1,8	66	LFX <XU7JB>		03.97-08.02	0 986 356 854	B 854	
Ranch								
1.4	1,4	55	KFX <TU3JP> Org.-Nr. →7874		07.97-06.98	0 986 357 240	BW240	
106 [S1/S2]								
1.0	1,0	33/37	CDY <TU9M>; CDZ <TU9M>		05.96-05.05	0 986 356 830	B 830	
1.1	1,1	40	H3A <TU1>		05.96-05.05	0 986 356 889	B 889	
		40-44	HDY <TU1M+>; HDZ <TU1M+>		05.96-05.05	0 986 356 830	B 830	
1.4	1,4	55	KFX <TU3JP>		05.96-02.98	0 986 356 830	B 830	
			Org.-Nr. →7727		05.96-02.98	GS	0 986 357 240	BW240
			K5A <TU3.2>		05.96-05.05		0 986 356 889	B 889
1.6	1,6	65-66/74-77/ 87-88	NFW <TU5J2>; NFX <TU5J4>; NFY <TU5J2>; NFZ <TU5JP>		05.96-05.05	0 986 356 830	B 830	
						0 986 357 240	BW240	
205								
1.0	1,0	33-37	CDZ,CDY <TU9M>; C1A,C1B <TU9>		10.87-09.98	0 986 356 889	B 889	
						0 986 357 251	BW251	
1.1	1,1	44	HDZ, HDY <TU1M>		07.89-09.98	0 986 356 889	B 889	
						0 986 357 251	BW251	
1.4	1,4	55-58	KDY <TU3M Kat.>		07.88-09.98	0 986 356 889	B 889	
						0 986 357 251	BW251	
1.6	1,6	53-58	B1E,B2A, B2B,B2C <XU51C>		11.90-09.98	0 986 356 794	B 794	
		65	BDY <XU5M Kat.>		11.90-09.98	0 986 356 854	B 854	
		83	B6E <XU5JA>		11.90-09.98	AG	0 986 356 820	B 820
1.9	1,9	90-94	D6B <XU9JA>		01.91-09.98	0 986 356 820	B 820	
306								
1.8	1,8	74	<XU7JP>		03.97-03.07	0 986 356 854	B 854	
306 [N3/N5]								
1.1	1,1	40/44	HDY <TU1M+>; HDZ <TU1M+>		01.96-04.97	0 986 357 240	BW240	
1.4	1,4	44	K3A <TU3>		01.93-04.97	0 986 356 889	B 889	
		55	KDX <TU3MC>		01.93-04.97	0 986 356 830	B 830	
			KFX <TU3JP>		09.96-04.97	0 986 357 240	BW240	
			Org.-Nr. →7874		05.97-06.98	0 986 357 240	BW240	
			K5A <TU3.2>		06.96-10.03	0 986 356 889	B 889	
1.6	1,6	65-66	NFZ <TU5JP>		01.93-04.97	0 986 357 240	BW240	
			Org.-Nr. →7874		01.93-10.00		0 986 356 830	B 830
					05.97-06.98	0 986 357 240	BW240	
1.8	1,8	74-76/81	LFY <XU7JP4>; LFZ <XU7JP KAT.>; LFZ <XU7JP KAT.>; L6A <XU7JP>		01.93-10.03	0 986 356 854	B 854	
2.0	2,0	89-90	RFX <XU10J2 Kat.>; R6D <XU10J2>		08.93-04.97	0 986 356 727	B 727	
405								
1.8	1,8	74	<XU7UP>		04.96-04.06	0 986 356 854	B 854	
405 [4/15]								
1.4	1,4	55	KDX <TU3MC Kat.>		06.92-04.97	0 986 357 240	BW240	
			K2D <TU3.2>		06.92-04.97		0 986 356 889	B 889
1.6	1,6	65	BFZ <XU5JP>		09.94-04.97	0 986 356 854	B 854	





1.6	1,6	65	B5A <XU52C>	06.92-04.97		0 986 356 854	B 854
					TW	0 986 356 794	B 794
		65-66	BDY <XU5M Kat.>	06.92-04.97		0 986 356 854	B 854
			B5A <XU52C>	06.92-04.97		0 986 356 854	B 854
					TW	0 986 356 794	B 794
		68	B2A <XU52C>	06.92-04.97		0 986 356 854	B 854
					TW	0 986 356 794	B 794
1.8	1,8	74-76	LFZ <XU7JP Kat.>; L6A <XU7JP>	06.92-04.97		0 986 356 854	B 854
1.9	1,9	71	D5A <XU92C>	06.92-04.97		0 986 356 794	B 794
		80	D2H <XU92C>	06.92-04.97	TW	0 986 356 794	B 794
		89	D6D <XU9J2>	06.92-04.97		0 986 356 727	B 727
2.0	2,0	89-91	RFX <XU10J2 Kat.>; R6D <XU10J2>	06.92-04.97		0 986 356 727	B 727
406 [D8/D9]							
1.6	1,6	65	BFZ <XU5JP>	10.95-06.04		0 986 356 854	B 854
1.8	1,8	66/74-76/ 81-82	LFX <XU7JB>; LFY <XU7JP4>; LFY <XU7JP4/L3>; L6A <XU7JP>	10.95-06.04		0 986 356 854	B 854
2.0	2,0	97-99/104-110	RFV <XU10J4R>; RG... <XU10J2TE>	10.95-06.04		0 986 356 727	B 727
605							
2.0	2,0	79	R5A <XU102C>	10.89-05.99		0 986 357 123	B 123
		104-110	RGX <XU10J2TE KAT.>	07.94-05.99		0 986 356 727	B 727
806							
2.0	2,0	89-90/108-110	RFU <XU10J2>; RGX <XU10J2TE>	06.94-08.02		0 986 356 727	B 727

PROTON

Persona

1.3	1,3	55	4G13 Euro II; 4G13B Euro I	12.95-06.99		0 986 357 093	B 093
1.5	1,5	66	4G15 Euro I; 4G15 <Euro 2>	01.93→		0 986 357 093	B 093
1.6	1,6	70/83	4G92 Euro I; 4G92 Euro II <SOHC>	01.93-06.99		0 986 357 147	B 147

RENAULT

Clio I

1.6	1,6	54	C3L-710	03.91-08.00		F 000 99C 517	
		66	K7M	01.96-08.99		0 986 357 256	B W256

Clio I [X57]

1.2	1,2	40-41	E7F 706 Kat.	06.90-02.98	WW,ZVS	0 986 357 250	B W250
					ZVS	0 986 356 888	B 888
		40-44	D7F 730	04.96-02.98	WW,ZVS	0 986 357 250	B W250
					ZMB	0 986 357 117	B 117
					ZVM	0 986 357 253	B W253
					ZVS	0 986 356 888	B 888
			E5F 716	06.90-02.98	WW,ZVS	0 986 357 250	B W250
					ZMB	0 986 357 117	B 117
					ZVS	0 986 356 888	B 888
		44	E7F 708; E7F 708 Kat.	01.94-02.98	WW,ZVS	0 986 357 250	B W250
					ZVS	0 986 356 888	B 888
1.4	1,4	55-57	E6J 718; E6J 760	06.90-02.98	WW,ZVS	0 986 357 250	B W250
					ZVS	0 986 356 888	B 888
		55-59	E7J 601 Kat.; E7J 710,711 Kat.; E7J 716 Kat.; E7J 756,757 Kat.	04.90-02.98		0 986 357 250	B W250
1.8	1,8	65-70/79-81	F3P 710 Kat.; F3P 744,745 Kat.; F3P 745 Kat.; F3P 748; F3P 754, 755 Kat.; F3P 755 Kat.; F3P 758; F3P 758 Kat.	06.90-02.98		0 986 356 883	B 883

Clio II

1.6	1,6	66	K7M	09.99-12.02		0 986 357 256	B W256
-----	-----	----	-----	-------------	--	---------------	--------

Clio II [BB/CB/SB]

1.2	1,2	43	D7F 720	03.98-10.07		0 986 357 253	B W253
		55	D4F 722	10.03-12.15		F 000 99C 602	
			D4F 728	04.04-10.07		0 986 357 253	B W253
1.4	1,4	55	E7J 634; E7J 635	03.99-10.07		0 986 357 256	B W256
			E7J 780	03.98-10.07		0 986 357 184	B 184
						0 986 357 255	B W255





◀ RENAULT

1.4	1,4	55	K7J 700	10.00-10.07		0 986 357 256	BW256				
1.6	1,6	66	K4M 746	10.99-10.07		0 986 357 256	BW256				
			K7M 744; K7M 745	03.98-10.07		0 986 357 184	B 184				
Clio III (BR/CR/KR)											
1.2	1,2	48/55/57,5	D4F 740; D4F 742; D4F 764	06.05-12.15		F 000 99C 602					
Clio IV (BH/KH)											
1.2	1,2	54/55	D4F 740; D4F 744	05.12→		F 000 99C 602					
Espace III											
2.0	2,0	83,5	F3R 728; F3R 729; F3R 768; F3R 769	10.96-03.97	ZMS	0 986 357 210	B 210				
				04.97-10.02	ZMM	0 986 356 967	B 967				
3.0	3,0	123	Z7X 775	10.96-10.02		0 986 357 187	B 187				
Express, Extra, Rapid											
1.1	1,1	36	C1E 764	09.91-10.97	ZMB	0 986 357 117	B 117				
1.2	1,2	40	C3G 700,710	09.91-10.97	ZMS	0 986 356 798	B 798				
1.4	1,4	43	E6J 738,712	09.91-09.97	WW,ZVS	0 986 357 250	BW250				
					ZVS	0 986 356 888	B 888				
				06.87-09.97	ZMB	0 986 357 117	B 117				
		44	C2J 782,784	06.87-09.97	ZMB	0 986 357 117	B 117				
					ZMS	0 986 356 798	B 798				
				09.91-03.97	WW,ZVS	0 986 357 250	BW250				
55-59	E7J 720 Kat.; E7J 724,710 Kat.; E7J 726,710 Kat.; E7J 728,754 Kat.	09.91-10.97	ZMB	0 986 357 117	B 117						
			ZVS	0 986 356 888	B 888						
				0 986 357 250	BW250						
Kangoo I											
1.2	1,2	55	D4F 730	04.04-12.07		F 000 99C 602					
1.4	1,4	55	E7J 634; E7J 635	09.98-12.07		0 986 357 256	BW256				
			E7J 780	10.97-12.07		0 986 357 184	B 184				
			K7J 700; K7J 701	06.00-12.07		0 986 357 256	BW256				
1.6	1,6	66	K7M 746	09.99-12.07		0 986 357 256	BW256				
Kangoo II											
1.6	1,6	64	K7M 750	01.08-12.18		0 986 357 256	BW256				
Laguna I											
1.8	1,8	66-70	F3P 670; F3P 674	09.95-03.97	ZMS	0 986 357 210	B 210				
				04.97-03.01	ZMM	0 986 356 967	B 967				
				05.98-02.01	ZMM	0 986 356 967	B 967				
				01.94-03.01		0 986 356 715	B 715				
						0 986 357 230	B 230				
2.0	2,0	83-85	F3R 611	05.98-02.01	ZMM	0 986 356 967	B 967				
				01.94-02.01		0 986 356 715	B 715				
										0 986 357 230	B 230
				09.95-03.97	ZMS	0 986 357 210	B 210				
				04.97-02.01	ZMM	0 986 356 967	B 967				
102			N7Q 700; N7Q 704	09.95-02.01		0 986 356 817	B 817				
										0 986 357 238	BW238
3.0	3,0	123-125	Z7X 760; Z7X 765; Z7X 767	01.94-02.01		0 986 357 187	B 187				
Logan											
1.2	1,1	53-55	D4F 732; D4F 734	09.15→		0 986 357 263	B 263				
		55	D4F 73...	09.11-12.16		F 000 99C 602					
1.4	1,4	55	K7J 710	07.04-12.16		0 986 357 256	BW256				
			K7J710 CNG	12.10→		F 002 H50 340					
1.6	1,6	63/64	K7M 710; K7M 812	07.04→		0 986 357 256	BW256				
Master I											
P28	2,0	63	J5R 718,728	10.86-09.97		0 986 357 216	B 216				
T28	2,0	57-59	J5R 718	10.86-09.97		0 986 357 216	B 216				
Megane											
1.6	1,6	54	K7M	09.97-09.07		0 986 357 256	BW256				
2.0	2,0	85	F3R	05.98-05.01		F 000 99C 523					
Megane I											
1.4	1,4	51	E7J 626	02.99-09.03		0 986 357 256	BW256				
		51-52	E7J 624	01.96-02.99		0 986 357 250	BW250				
		51-55	E7J 626	03.99-10.02		0 986 357 256	BW256				





1.4	1,4	55	E7J 764	01.96-09.03		0 986 357 250	BW250
1.6	1,6	55	K7M 720	01.96-02.97		0 986 357 252	BW 252
				03.97-06.98		0 986 357 184	B 184
				07.98-09.03		0 986 357 256	BW256
		66	K7M 702; K7M 703	01.96-02.97		0 986 357 252	BW 252
				03.97-06.98		0 986 357 184	B 184
						0 986 357 255	BW255
				07.98-09.03		0 986 357 256	BW256
			K7M 704	01.01-10.02		0 986 357 256	BW256
			K7M 790	01.96-02.99		0 986 357 252	BW 252
		79	K7M 704	10.99-09.03		0 986 357 256	BW256
2.0	2,0	83	F3R 750	01.96-03.97	ZMS	0 986 357 210	B 210
				04.97-02.99	ZMM	0 986 356 967	B 967
			F3R 751	01.96-03.97	ZMS	0 986 357 210	B 210
			F3R 791	09.96-09.03	ZMM	0 986 356 967	B 967
			F3R 796	09.96-03.97	ZMS	0 986 357 210	B 210
				04.97-09.03	ZMM	0 986 356 967	B 967
			F3R 797	04.97-10.02	ZMM	0 986 356 967	B 967
		83-84	F3R 750	09.96-03.97	ZMS	0 986 357 210	B 210
				04.97-04.97	ZMM	0 986 356 967	B 967
			F3R 751	09.96-03.97	ZMS	0 986 357 210	B 210
		84	F3R 750	09.96-03.97	ZMS	0 986 357 210	B 210
				04.97-04.97	ZMM	0 986 356 967	B 967
			F3R 751	09.96-03.97	ZMS	0 986 357 210	B 210
				04.97-02.99	ZMM	0 986 356 967	B 967
			F3R 752	09.96-03.97	ZMS	0 986 357 210	B 210
			F3R 791	03.97-09.03	ZMM	0 986 356 967	B 967
			F3R 796	09.96-03.97	ZMS	0 986 357 210	B 210
				04.97-09.03	ZMM	0 986 356 967	B 967
			F3R 797	09.96-03.97	ZMS	0 986 357 210	B 210
				04.97-09.03	ZMM	0 986 356 967	B 967
			F3R 798	09.96-03.97	ZMS	0 986 357 210	B 210
				04.97-09.03	ZMM	0 986 356 967	B 967
Modus							
1.2	1,2	55/57,5	D4F 74...; D4F 764	09.04-12.15		F 000 99C 602	
R 19							
1.2	1,2	40	C1G 730	09.88-12.01	ZMB	0 986 357 117	B 117
		46	E7F 730 Kat.	05.92-12.01	WW,ZVS	0 986 357 250	BW250
					ZVS	0 986 356 888	B 888
1.4	1,4	40-44	C1J 742; C2J 772; C3J 710 Kat.	09.88-12.01	ZMB	0 986 357 117	B 117
		55-59	E7J 700 Kat.; E7J 706 Kat.; E7J 742 Kat.; E7J 745 Kat.	05.90-12.01		0 986 357 250	BW250
		58-59	E6J 700; E6J 701; E6J 706	09.88-12.01	WW,ZVS	0 986 357 250	BW250
					ZVS	0 986 356 888	B 888
1.6	1,6	61	C3L; F3P	01.93-05.00	ZMS	0 986 356 798	B 798
1.7	1,7	66,5	F2N 726	03.94→		0 986 357 254	BW254
					WW	0 986 356 743	B 743
Safrane							
2.0	2,0	100	N7Q 710; N7Q 711	10.96-12.00		0 986 356 817	B 817
						0 986 357 238	BW238
2.5	2,5	121	N7U 700; N7U 701	10.96-12.00		0 986 357 232	BW232
3.0	3,0	123-125	Z7X 755	10.96-12.00		0 986 357 170	B 170
Sandero							
1.2	1,1	55	D4F 73...	09.11-12.15		F 000 99C 602	
1.4	1,4	55	K7J 71...	12.09-12.15		0 986 357 256	BW256
1.6	1,6	62/64	K7M 7...; K7M 8...	12.09-12.15		0 986 357 256	BW256
Scenic							
2.0	2,0	85	F3R	01.99-12.01	ZMS	0 986 357 210	B 210
Scenic I / Megane Scenic (JA)							
1.4	1,4	55	E7J 764	11.96-04.03		0 986 357 250	BW250
1.6	1,6	55	K7M 720	11.96-02.97		0 986 357 252	BW 252
				03.97-06.98		0 986 357 184	B 184
				07.98-04.03		0 986 357 256	BW256





◀ RENAULT

1.6	1,6	66	K7M 702; K7M 703	01.96-02.97		0 986 357 252	BW 252
				03.97-06.98		0 986 357 184	B 184
						0 986 357 255	BW255
				07.98-04.03		0 986 357 256	BW256
2.0	2,0	80-84	F3R 791	11.96-04.03	ZMM	0 986 356 967	B 967
			F3R 797	11.96-03.97	ZMS	0 986 357 210	B 210
				04.97-04.03	ZMM	0 986 356 967	B 967
		83-84	F3R 750; F3R 751	11.96-03.97	ZMS	0 986 357 210	B 210
		84	F3R 796; F3R 798	11.96-03.97	ZMS	0 986 357 210	B 210
				04.97-04.03	ZMM	0 986 356 967	B 967
Symbol							
1.2	1,1	53/55	D4F 732; D4F 734	03.13-12.18		F 000 99C 602	
Thalia							
1.2	1,1	55	D4F 728	10.08-06.14		F 000 99C 602	
1.4	1,4	55	K7J 700	10.99-10.07		0 986 357 256	BW256
1.6	1,6	66	K4M 746	10.99-10.07		0 986 357 256	BW256
Traffic I							
1.4	1,4	36	847 700 <C1J 700>	09.80-10.97	ZMB	0 986 357 117	B 117
		39	C1J-768	03.86-08.97		F 000 99C 500	
1.7	1,7	50/58	F1N 722,720; F1N 724; F1N 724,720	10.84-10.97		0 986 357 254	BW254
					WW	0 986 356 743	B 743
2.0	2,0	59	J5R 716; J5R 726	09.80-10.97		0 986 357 216	B 216
Twingo I							
1.2	1,2	40	C3G 702	03.93-08.97	ZMS	0 986 356 798	B 798
		40-44	D7F 700; D7F 701; D7F 702; D7F 706	09.96-05.07		0 986 357 253	BW253
		55	D4F 708	10.03-05.07		F 000 99C 602	
Twingo II							
1.2	1,2	43	D7F 800	04.07-12.15		0 986 357 253	BW253
		56	D4F 77...	04.07-12.15		F 000 99C 602	

ROVER

Mini							
1.3	1,3	39-46	12 A2	09.92-09.00		0 986 356 844	B 844
			Fg.-Nr. 134455→	10.96-09.00	PSM	0 986 357 209	B 209
					PSM	0 986 356 844	B 844
Mini Cooper							
1.3	1,3	39-46	12 A2; 12 HL <MPi>				
			Fg.-Nr. 134455→	10.96-09.00	PSM	0 986 357 209	B 209
					PSM	0 986 356 844	B 844
Mini Margrave							
1.4	1,4	77		09.95-09.00		0 986 356 844	B 844
Serie 200							
211	1,1	44-45	11K2D				
			Fg.-Nr. →YD 471564	11.95-03.00		0 986 357 153	B 153
214	1,4	55	14K2F <K-Serie>	10.95-03.00		0 986 357 153	B 153
		76	14 K4F <K-Serie>				
			Fg.-Nr. YD 471565→	10.95-03.00		0 986 357 154	B 154
			Fg.-Nr. →YD 471564	10.95-03.00		0 986 357 153	B 153
216	1,6	82	16K4F <K-Serie>	03.96-03.00		0 986 356 731	B 731
			Fg.-Nr. YD 471565→	10.95-03.00		0 986 357 154	B 154
			Fg.-Nr. →YD 471564	10.95-03.00		0 986 357 153	B 153
218	1,8		18 K4F <K-Serie>	09.95-03.00		0 986 356 731	B 731
		107	<K-Serie-VVC>	03.96-03.00		0 986 357 160	B 160
			18K4K -VVC- <K-Serie>				
			Fg.-Nr. YD 471565→	09.95-03.00		0 986 357 154	B 154
			Fg.-Nr. →YD 471564	09.95-03.00		0 986 357 160	B 160
Serie 400							
414	1,4	76	14 K4F <K-Serie>	05.95-03.00		0 986 356 731	B 731
416	1,6	82/83	D16B2/D16Y3; <D16Y3-SOHC>; K16 <K-Serie>	05.95-03.00		0 986 356 731	B 731
418	1,8	107	<DOHC-VVC→	03.96-12.98		0 986 357 160	B 160
420	2,0	100	20T 4H <T-Serie>	10.95-03.00		0 986 357 213	B 213





Serie 600							
618	1,8	85	F18 A3 <SOHC>	03.96-06.99		0 986 356 776	B 776
620	2,0	96/100	F-20-Z1; <T-Serie>	04.93-09.00		0 986 356 776	B 776
		147	T16-Turbo				
			Fg.-Nr. BM 246797→	04.93-12.98		0 986 357 213	B 213
			Fg.-Nr. →AM 246796	04.93-12.98		0 986 356 763	B 763
623	2,3	116	H23A2	04.93-06.99		0 986 356 776	B 776
Serie 800							
820	2,0	100		01.96-09.99	TW	0 986 356 806	B 806
825	2,5	129	25 K4F <KV6>	01.96-12.98		0 986 357 155	B 155
25							
1.4	1,4	62/76	14 K4F <K-Serie>; 14 K4M <K-Serie K 1.4>				
			Fg.-Nr. YD 471565→	02.00-05.05		0 986 357 154	B 154
			Fg.-Nr. →YD 471564	02.00-05.05		0 986 356 731	B 731
1.6	1,6	80	16 K4F <K-Serie K 1.6>				
			Fg.-Nr. YD 471565→	02.00-05.05		0 986 357 154	B 154
			Fg.-Nr. →YD 471564	02.00-05.05		0 986 356 731	B 731
1.8	1,8	86	18 K4F <K-Serie>	02.00-10.04		0 986 357 154	B 154
		107	18K4K -VVC- <K-Serie>				
			Fg.-Nr. YD 471565→	02.00-10.04		0 986 357 154	B 154
			Fg.-Nr. →YD 471564	02.00-10.04		0 986 357 160	B 160
45							
1.4	1,4	76	14 K4F <K-Serie>				
			Fg.-Nr. YD 471064→	02.00-05.05		0 986 357 154	B 154
1.6	1,6	80	16 K4F <K-Serie K 1.6>				
			Fg.-Nr. YD 471064→	02.00-05.05		0 986 357 154	B 154
1.8	1,8	86	18 K4F <K-Serie>				
			Fg.-Nr. YD 471064→	02.00-05.05		0 986 357 154	B 154
75							
1.8	1,8	88/110	K 1.8T; K 1.8/18K4F	01.99-05.05		0 986 357 154	B 154
100 Metro							
1.1	1,1	44	11K2D	05.90-12.98		0 986 356 772	B 772
1.4	1,4	55	<K-Serie>	09.90-03.98		0 986 356 772	B 772

SAAB (SAAB AUTOMOBILE AB)

9-3							
2.0	2,0	96/110/113/ 136/147/151	B 204 E <Turbo- Katalysator>; B204I; B204L; B204R; B205E; B205E <Ecopower>; B205L; B205R <Turbo>	02.98-08.00		0 986 357 161	B 161
2.3	2,3	110/125/165/ 169	B234I; B235R	02.98-08.00		0 986 357 161	B 161
900							
2.0	2,0	96/98/136	B 204 I Kat.; B 204 L Kat.; B 206 I Kat.	09.93-08.98		0 986 357 161	B 161
2.3	2,3	110	B 234 I Kat.	09.93-08.98		0 986 357 161	B 161
2.5	2,5	125	B 258 I; B 258 I <KAT>; B 258 I Kat.	09.93-10.98		0 986 357 162	B 162
9000							
2.3	2,3	108/147/165	B 234 I <Kat>; B 234 L <Kat>; B 234 R <Turbo- Katalysator>	09.92-12.98		0 986 357 161	B 161
3.0	3,0	155	B 308 I <Kat>	09.94-12.98		0 986 357 162	B 162

SEAT

Alhambra							
2.0	2,0	85	ADY	03.96-02.00		0 986 356 350	B 350
			ATM	06.00-03.10		0 986 356 331	B 331
Altea							
1.2	1,2	77	CBZB <DBO/TWO>	05.10-07.15	MMS	0 986 357 844	BS 844
					MMS	0 986 357 822	BS 822
1.6	1,6	72-75	BGU <MW6/T53>; BSE <MW6/T53>; BSF <MW6/T53>; CCSA <MW6/T53>; CHGA <DF2/T53>; CMXA <MW6/T53>	03.04-07.15		0 986 356 346	B 346





◀ SEAT

Altea XL							
1.2	1,2	77	CBZB <DB0/TW0>	04.10-07.15	MMS	0 986 357 844	BS 844
					MMS	0 986 357 822	BS 822
1.6	1,6	72-75	BSE <MW6/T53>; BSF <MW6/T53>; CCSA <MW6/T53>; CHGA <DF2/T53>	10.06-07.15		0 986 356 346	B 346
Arosa							
1.0	1,0	37	AER	02.97-09.99		0 986 356 343	B 343
			ALD	01.99-07.00		0 986 356 341	B 341
			ALL	10.97-05.99		0 986 356 343	B 343
			ANV	01.99-07.00		0 986 356 341	B 341
			AUC	05.00-06.04		0 986 356 312	B 312
1.4	1,4	44	AEX; AKV	02.97-09.99		0 986 356 343	B 343
			ANW	01.99-10.00		0 986 356 341	B 341
			APQ	12.97-08.98		0 986 356 343	B 343
			AUD	01.99-06.04		0 986 356 312	B 312
		74	AFK; AQQ; AUB	01.99-06.04		0 986 356 308	B 308
Cordoba							
1.0	1,0	37	AER	09.96-06.99		0 986 356 343	B 343
			ALD; ANV; AUC	05.99-12.02		0 986 356 312	B 312
1.4	1,4	44	AEX	01.96-12.97		0 986 356 343	B 343
			AKK	05.99-12.02		0 986 356 312	B 312
			AKV	09.97-12.02		0 986 356 343	B 343
			ANW	05.99-08.00		0 986 356 312	B 312
			ANX; APQ	12.97-12.02		0 986 356 343	B 343
			AUD	06.00-12.02		0 986 356 312	B 312
		55	APE <MN7/T1Q>; AUA <MN7/T1Q>	05.99-08.03		0 986 356 308	B 308
		74	AFH	07.96-12.02		0 986 356 309	B 309
			AQQ; AUB	09.99-12.02		0 986 356 308	B 308
1.6	1,6	55	AEE; ALM	03.97-12.02		0 986 356 343	B 343
			1F	05.94-06.99		0 986 356 338	B 338
						0 986 356 339	B 339
		74	AEH <M63/T6H>; AKL <ME8/T6H>; APF <MP9/T6H>	05.99-12.02		0 986 356 359	B 359
			AUR				
			Fg.-Nr. →6K..2..137 000	05.00-10.01		0 986 356 359	B 359
1.8	1,8	66	ACC; ADZ	07.94-12.02		0 986 356 339	B 339
2.0	2,0	85	AGG <M11/T8A>	04.96-12.02		0 986 356 339	B 339
						0 986 356 342	B 342
			AZL <MK6>; BBX <M0R/T18>	09.02-11.09		0 986 356 331	B 331
Ibiza [6J1/6J5/6J8]							
1.2	1,2	63/77	CBZA <DB1/TW0>; CBZB <DB0/TW0>	09.10-05.15	MMS	0 986 357 844	BS 844
					MMS	0 986 357 822	BS 822
Ibiza [6K1]							
1.0	1,0	37	AER	09.96-10.99		0 986 356 343	B 343
			ALD; ANV; AUC	05.99-05.02		0 986 356 312	B 312
1.4	1,4	40/44	AEX; ANX	12.95-05.98		0 986 356 343	B 343
		44	AKK	05.99-05.02		0 986 356 312	B 312
			AKV	12.97-10.99		0 986 356 343	B 343
			ANW	05.99-08.00		0 986 356 312	B 312
			APQ	12.97-10.99		0 986 356 343	B 343
			AUD	06.00-05.02		0 986 356 312	B 312
		55	APE <MN7/T1Q>; AUA <MN7/T1Q>	05.99-05.02		0 986 356 308	B 308
		74	AFH	05.97-06.99		0 986 356 309	B 309
			AQQ; AUB	09.99-05.02		0 986 356 308	B 308
1.6	1,6	55	AEE; ALM	03.97-05.02		0 986 356 343	B 343
			1F	05.94-08.99		0 986 356 339	B 339
						0 986 356 343	B 343
		74	AEH <M63/T6H>; AKL <ME8/T6H>; APF <MP9/T6H>	05.99-05.02		0 986 356 359	B 359
			AUR				
			Fg.-Nr. →6K..2..137 000	07.00-10.01		0 986 356 359	B 359
1.8	1,8	66	ADZ	07.94-10.99		0 986 356 339	B 339
						0 986 356 342	B 342
2.0	2,0	85	AGG <M11/T8A>	04.96-10.99		0 986 356 339	B 339
						0 986 356 342	B 342





Ibiza [6L1]							
1.4	1,4	74	AUB	09.01-05.02		0 986 356 308	B 308
2.0	2,0	85	AZL <MK6>; BBX <MOR/T18>	07.02-11.09		0 986 356 331	B 331
Inca							
1.4	1,4	44	AEX; AKV; APQ	11.95-06.03		0 986 356 360	B 360
			AUD	09.00-06.03		0 986 356 312	B 312
		55	AUA <MN7/T1Q>	09.00-06.03		0 986 356 308	B 308
1.6	1,6	55	AEE	06.97-09.00		0 986 356 360	B 360
			1F	11.95-05.97		0 986 356 338	B 338
						0 986 356 339	B 339
Leon [1M1]							
1.4	1,4	55	AHW <MB5/T1Q>; APE <MN7/T1Q>; AXP <MN7/T1Q>	12.99-05.02		0 986 356 308	B 308
1.6	1,6	74	AEH <M63/T6H>; AKL <ME8/T6H>	10.98-07.04		0 986 356 359	B 359
		77	AUS <D3H/T27>; AZD <D3H/T27>	06.00-04.02		0 986 356 308	B 308
1.8	1,8	92	AGN <MQ8/TOV>; APG	10.98-07.04		0 986 356 337	B 337
Leon [1P1]							
1.2	1,2	77	CBZB <DBO/TW0>	02.10-12.12	MMS	0 986 357 844	BS 844
					MMS	0 986 357 822	BS 822
1.6	1,6	75	BSE <MW6/T53>; BSF <MW6/T53>; CCSA <MW6/T53>; CHGA <DF2/T53>; CMXA <MW6/T53>	07.05-12.12		0 986 356 346	B 346
Marbella							
0.9	0,9	29-30	09 NCA	01.87-02.97		0 986 356 785	B 785
		30	903 C.E.	01.95-05.98		0 986 357 193	B 193
Toledo [KG3]							
1.2	1,2	63/77	CBZA <DB1/TW0>; CBZB <DB0/TW0>	07.12-06.15	MMS	0 986 357 844	BS 844
					MMS	0 986 357 822	BS 822
Toledo [1L2]							
1.6	1,6	55	1F	05.91-03.99		0 986 356 338	B 338
						0 986 356 339	B 339
1.8	1,8	66	ADZ	07.94-03.99		0 986 356 339	B 339
						0 986 356 342	B 342
2.0	2,0	85	AGG <M11/T8A>	03.96-03.99		0 986 356 339	B 339
						0 986 356 342	B 342
Toledo [1M2]							
1.4	1,4	55	AHW <MB5/T1Q>; AXP <MN7/T1Q>	01.00-05.02		0 986 356 308	B 308
1.6	1,6	74	AEH <M63/T6H>; AKL <ME8/T6H>	10.98-05.02		0 986 356 359	B 359
		77	AUS <D3H/T27>; AZD <D3H/T27>	06.00-04.02		0 986 356 308	B 308
1.8	1,8	92	AGN <MQ8/TOV>; APG	10.98-12.03		0 986 356 337	B 337
2.3	2,3	110	AGZ <MD7/T8R>	10.98-11.00		0 986 356 349	B 349
SKODA							
Fabia [5J2/5J5]							
1.2	1,2	63/77	CBZA <DB1/TW0>; CBZB <DB0/TW0>	03.10-12.14	MMS	0 986 357 844	BS 844
					MMS	0 986 357 822	BS 822
Fabia [6Y2/6Y3/6Y5]							
1.4	1,4	55/74	AUA <MN7/T1Q>; AUB <MPO/T1N>; BBY <MN7/T1Q>; BBZ <MPO/T1N>; BKY <MN7/T1Q>	09.99-12.07		0 986 356 308	B 308
2.0	2,0	85	AZL <MK6>	07.00-12.07		0 986 356 331	B 331
Felicia [6U1/6U5/6UF]							
1.6	1,6	55	AEE	05.95-08.01		0 986 356 360	B 360
Octavia [1U2/1U5]							
1.4	1,4	55	AXP <MN7/T1Q>; BCA <MN7/T1Q>	08.00-12.10		0 986 356 308	B 308
1.6	1,6	55	AEE	09.96-09.04		0 986 356 360	B 360
		74	AEH <M63/T6H>; AKL <ME8/T6H>	11.96-05.07		0 986 356 359	B 359
		75	AVU <MW6/T53>; BFQ <MW6/T53>	08.00-12.10		0 986 356 346	B 346
1.8	1,8	92	AGN <MQ8/TOV>				
			Fg.-Nr. →1U..V..026 000	09.96-06.97		0 986 356 305	B 305
			Fg.-Nr. 1U..V..026 001→	07.97-04.99		0 986 356 337	B 337
2.0	2,0	85	AEG <ML8>; APK <MU0/T6Y>; AQY <ML1/T6Y>; AZH <MK6/T11>	06.99-05.07		0 986 356 331	B 331





◀ SKODA

Octavia [1Z3/1Z5]							
1.2	1,2	77	CBZB <DB0/TW0>	02.10-06.13	MMS	0 986 357 844	BS 844
					MMS	0 986 357 822	BS 822
Pick-Up							
135	1,3	40/42		09.91-12.97		0 986 356 719	B 719
Praktik [5J7]							
1.2	1,2	63	CBZA <DB1/TW0>	03.10-05.15	MMS	0 986 357 844	BS 844
					MMS	0 986 357 822	BS 822
Rapid [NH1/NH3]							
1.2	1,2	63/77	CBZA <DB1/TW0>; CBZB <DB0/TW0>	07.12-05.15	MMS	0 986 357 844	BS 844
					MMS	0 986 357 822	BS 822
Roomster [5J7]							
1.2	1,2	63/77	CBZA <DB1/TW0>; CBZB <DB0/TW0>	03.10-05.15	MMS	0 986 357 844	BS 844
					MMS	0 986 357 822	BS 822
Superb [3U4]							
2.8	2,8	140/142	AMX; BBG	12.01-03.08		0 986 356 321	B 321
Yeti [5L7]							
1.2	1,2	77	CBZB <DB0/TW0>	09.09-05.15	MMS	0 986 357 844	BS 844
					MMS	0 986 357 822	BS 822

SUBARU

Forester									
2.0	2,0	90/92	EJ20J; EJ202	01.97-05.02		0 986 357 262	B 262		
2.5	2,5	129	EJ253	06.05-11.07		F 005 X13 897			
Impreza									
1.6	1,6	66	EJ16E; EJ16J	10.93-09.00		0 986 356 716	B 716		
1.8	1,8	76	EJ18E	08.96-06.97		0 986 356 716	B 716		
2.0	2,0	85	EJ20E	08.95-09.00		0 986 356 716	B 716		
			92	EJ201	08.98-09.00		0 986 356 716	B 716	
					10.00-06.07		F 005 X13 898		
				118	EJ204	06.05-06.07		F 005 X13 896	
				155	EJ20G	12.93-07.98		0 986 356 716	B 716
160	EJ205	10.00-10.02		F 005 X13 898					
Legacy									
1.8	1,8		EJ18E	06.97-11.98		0 986 357 262	B 262		
2.0	2,0	85	EJ20E	01.94-03.99		0 986 356 716	B 716		
2.2	2,2	94-96	EJ22E	01.94-03.99		0 986 356 716	B 716		
Vivio									
660	0,7	32	EN07E	08.93-04.00		0 986 357 190	B 190		

SUZUKI

Alto							
1.1	1,1	46	F10DN	02.02-12.06		0 986 357 263	B 263
Baleno							
1.3	1,3	48-63	G13B				
				Fg.-Nr. →00140000	04.95-04.05	0 986 356 810	B 810
				Fg.-Nr. 00160001→	04.95-09.07	0 986 357 263	B 263
1.5	1,5	71	G15A	04.95-04.05		0 986 356 810	B 810
1.6	1,6	72-74	G16B	08.96-05.02		0 986 356 756	B 756
				Fg.-Nr. →00140000	04.95-04.05	0 986 356 810	B 810
				Fg.-Nr. 00160001→	04.95-04.05	0 986 357 263	B 263
Carry							
1.3	1,3	58	G13BB	03.99-03.09		0 986 357 263	B 263
Escudo							
1.6	1,6	79	G16A	01.94→		0 986 357 263	B 263
Grand Vitara							
1.6	1,6	69-71	G16B	03.98-03.08		0 986 357 263	B 263
		78	M16A	10.05-12.14		0 986 357 263	B 263
		88	M16A	03.15-12.16		0 986 357 263	B 263



Ignis							
1.3	1,3	61	M13A		10.00-09.03	0 986 357 263	B 263
1.5	1,5	80	M15A		12.03-12.07	0 986 357 263	B 263
Jimny							
1.3	1,3	59/60-63	G13BB; M13A		10.98→	0 986 357 263	B 263
Liana							
1.3	1,3	66	M13A		03.01-12.04	0 986 357 263	B 263
1.6	1,6	76	M16A		03.01-04.08	0 986 357 263	B 263
1.8	1,8	92	M18A		04.05-12.07	0 986 357 263	B 263
Samurai							
1.3	1,3	40	G13B		09.91-12.01	0 986 356 762	B 762
		47	G13A		08.88-12.04	0 986 356 762	B 762
		51	G13B		11.88-12.04	0 986 356 762	B 762
Swift [MA]							
1.0	1,0	39	G10A				
			Fg.-Nr. →00250000		03.96-12.04	0 986 356 710	B 710
			Fg.-Nr. 00250001→		03.96-12.04	0 986 356 710	B 710
1.3	1,3	50	G13BA		06.96-03.01	0 986 356 841	B 841
		63	G13BB		04.01-12.04	0 986 357 263	B 263
Swift [MZ/EZ]							
1.3	1,3	67	M13A		11.04-12.14	0 986 357 263	B 263
SX4							
1.6	1,6	75-79/88	M16A		12.07-12.15	0 986 357 263	B 263
Vitara							
1.6	1,6	55/59	G16A		09.88-03.98	0 986 356 855	B 855
		60	G16A		03.88-03.98	0 986 356 855	B 855
		70-74	G16B		07.90-03.98	0 986 356 810	B 810
Wagon R							
1.0	1,0	48-52	K10A		09.97-05.00	0 986 357 053	B 053
1.2	1,2	51	K12A		07.98-05.00	0 986 357 053	B 053
1.3	1,3	56	G13BB		05.00-08.03	0 986 357 263	B 263
X-90							
1.6	1,6	71	G16B		09.95-08.98	0 986 356 810	B 810

TOYOTA

Avensis							
1.6	1,6	74/81	4AFE		09.97-07.00	RLE 0 986 357 198	B 198
1.8	1,8	81	7AFE		09.97-07.00	0 986 357 198	B 198
2.0	2,0	94	3SFE		10.97-01.03	0 986 AMO 063	
						0 986 356 923	B 923
Camry							
2.0	2,0	92	3SFE		09.96-07.01	0 986 AMO 063	
2.2	2,2	95/96	5SFE		08.96-12.02	0 986 AMO 063	
		97	5SFE		09.96-10.97	0 986 AMO 063	
		99-101	5SFE		07.96-09.01	0 986 AMO 063	
Carina							
1.6	1,6	79/85	4AFE; 4AFE <Lean Burn>		12.92-10.97	0 986 356 928	B 928
1.8	1,8	79	7AFE		12.94-10.97	0 986 356 928	B 928
2.0	2,0	98	3SFE		06.94-10.97	0 986 356 933	B 933
Celica							
1.8	1,8	85	7AFE		11.93-08.99	0 986 356 928	B 928
2.0	2,0	129	3SGE		11.93-08.99	0 986 356 945	B 945
Conquest							
1.3	1,3	55	2E		11.98→	0 986 357 171	B 171
1.6	1,6	79	4AFE		09.93-10.00	0 986 356 928	B 928
Corolla [E10]							
1.3	1,3	55	2E		05.92-04.97	0 986 357 171	B 171
		55-65	4EFE		05.92-04.97	0 986 356 957	B 957
1.6	1,6	78/84-85	4AFE		05.92-08.98	0 986 356 928	B 928
1.8	1,8	77-85	7AFE		09.92-12.99	0 986 356 928	B 928





◀ TOYOTA

Corolla [E11]							
1.3	1,3	53/54	2E		04.97-11.04	0 986 357 171	B 171
		55-63	4EFE		04.97-11.99	0 986 357 259	B 259
	1,6	79	4AFE		09.98-11.99	0 986 356 928	B 928
1.6	1,6	79-81	4AFE		09.96-09.02	0 986 356 928	B 928
1.8	1,8	81/85	7AFE		10.96-08.02	0 986 356 928	B 928
Corona							
1.6	1,6	86	4AFE		04.93-02.98	0 986 356 928	B 928
Hiace							
2.4	2,4	88	2RZE		06.92-02.05	0 986 357 206	B 206
MR2							
2.0	2,0	125	3SGE		12.89-08.99	0 986 357 175	B 175
Paseo							
1.5	1,5	69/81-85	5EFE		08.95-08.99	0 986 356 957	B 957
Picnic							
2.0	2,0	98	3SFE		09.96-05.01	0 986 AM0 063	
						0 986 356 923	B 923
Previa							
2.4	2,4	97/99-103	2TZFE		05.90-12.00	0 986 356 950	B 950
RAV4							
2.0	2,0	88	3SFE		09.95-08.98	0 986 356 933	B 933
			94	3SFE		11.95-08.00	0 986 356 933
					09.96-08.00	0 986 AM0 063	
		95	3SFE		10.97-08.00	0 986 AM0 063	
		96	3SFE		11.95-08.00	0 986 AM0 063	
							0 986 356 933
		99	3SFE		04.94-08.00	0 986 AM0 063	
					11.95-08.00	0 986 356 933	B 933
Solara							
2.2	2,2	98	5SFE		06.98-07.01	0 986 AM0 063	
Starlet							
1.3	1,3	53	2E		01.96-07.99	0 986 357 171	B 171
		55/60-62	4EFE		01.96-07.99	0 986 356 957	B 957
Tercel							
1.3	1,3	48-61	2E		04.94-07.99	0 986 357 171	B 171

VAUXHALL

Astra F							
1.4	1,4	44	C 14 NZ <OHC>; X 14 NZ <OHC>				
			Mot.-Nr. →02V57973; Fg.-Nr. →P2599999; →P3999999;		09.90-02.98	0 986 356 747	B 747
			→P4999999; →P5999999; →P6999999; →P8999999				
			Mot.-Nr. →19241623; 02V57974→02BF1476; Fg.-Nr. R2000001→;		09.90-02.98	0 986 357 127	B 127
			R3000001→; R4000001→; R5000001→; R6000001→; R8000001→				
			60		14 SE/ C 14 SE <OHC>		
			Mot.-Nr. →02T14052; →19880550	03.92-02.98	0 986 357 127	B 127	
			Mot.-Nr. 02BD1413→; 19280317→	02.98-02.98	0 986 357 226	B 226	
			Mot.-Nr. 02T14053→02BD1413; 19880551→19280316	03.92-02.98	0 986 357 124	B 124	
1.6	1,6	52	X 16 SZ <OHC>				
			Mot.-Nr. →02BE6166		07.94-02.98	0 986 357 124	B 124
			Mot.-Nr. 02BE6167→		07.94-02.98	0 986 357 226	B 226
			55		C 16 NZ / E 16 NZ <OHC>		
	Mot.-Nr. →02V65825		09.91-02.98	0 986 356 723	B 723		
	Mot.-Nr. 02BE6167→		09.93-02.98	0 986 357 156	B 156		
	Mot.-Nr. 02V65826→02BE6166		09.91-02.98	0 986 357 249	B 249		
	X 16 SZR <OHC>		09.95-08.97	TW	0 986 357 063	B 063	
	Mot.-Nr. →02BE6166		09.95-08.97		0 986 357 124	B 124	
	Mot.-Nr. 02BE6167→		09.95-08.97		0 986 357 226	B 226	
		74	C 16 SE <OHC>				
Mot.-Nr. →02BD0920		03.92-02.98		0 986 357 124	B 124		
Mot.-Nr. 02BD0921→		03.92-02.98		0 986 357 226	B 226		
X 16 XEL <Ecotec DOHC>		01.94-02.98		0 986 356 778	B 778		





1.8	1,8	66	C 18 NZ <OHC>				
			Mot.-Nr. →14349311	09.91-02.98	0 986 356 801	B 801	
			Mot.-Nr. 14349312→	09.91-02.98	0 986 357 127	B 127	
			85/92	C 18 SEL; C 18 XE <DOHC>; C 18 XEL <DOHC>; X 18 XE <DOHC>			
			Fg.-Nr. W2000000→	09.94-02.98	0 986 357 284	B 284	
			Fg.-Nr. →V8999999	09.94-02.98	0 986 357 237	B 237	
2.0	2,0	85	C 20 NE , 20 NE <OHC>				
			Mot.-Nr. →14672353	09.91-02.98	0 986 356 801	B 801	
			Mot.-Nr. 14672354→Fg.-Nr. R8999999	09.91-02.98	0 986 357 127	B 127	
		100	X 20 XEV <Ecotec>				
			Fg.-Nr. W2000000→	01.95-02.98	0 986 357 284	B 284	
			Fg.-Nr. →V8999999	01.95-02.98	0 986 357 237	B 237	
110	C 20 XE <DOHC>						
	Mot.-Nr. →14002934	09.91-02.98	0 986 357 233	B 233			
Astra G							
1.6	1,6	55	X 16 SZR <Ecotec>				
			Mot.-Nr. →02BE6165	09.97-08.05	0 986 357 126	B 126	
			Mot.-Nr. 02BE6166→	09.97-08.05	0 986 357 124	B 124	
		62	Z 16 SE <Ecotec>				
			09.00-08.05	0 986 357 126	B 126		
Calibra							
2.0	2,0	83-85	C 20 NE				
			Fg.-Nr. S1.....→; S9.....→	03.90-03.98	0 986 357 242	B 242	
			Mot.-Nr. →14672352	03.90-03.98	0 986 356 801	B 801	
			Mot.-Nr. 14672353→Fg.-Nr. R1.....; Mot.-Nr. 14672353→	03.90-03.98	0 986 357 125	B 125	
			Fg.-Nr. R9.....				
		100	X 20 XEV <Ecotec>				
			Mot.-Nr. →14195306	09.93-07.97	0 986 357 237	B 237	
			Mot.-Nr. 14195307→	09.93-07.97	0 986 357 284	B 284	
		110	C 20 XE <DOHC>				
			Fg.-Nr. P1000001→	03.90-03.97	0 986 357 237	B 237	
			Mot.-Nr. →14180385	03.90-03.97	0 986 357 139	B 139	
			Mot.-Nr. 14180386→Fg.-Nr. N1999999	03.90-03.97	0 986 357 227	B 227	
				03.90-03.97	0 986 357 233	B 233	
150	C 20 LET <Turbo>						
			03.92-07.97	0 986 357 233	B 233		
2.5	2,5	125	C 25 XE,X 25 XE				
			Mot.-Nr. →08145499	04.93-03.97	0 986 357 143	B 143	
			Mot.-Nr. 08145500→	04.93-03.97	0 986 357 050	B 050	
Combo							
1.2	1,2	33	C 12 NZ				
			Mot.-Nr. →19334656	09.94-10.01	0 986 357 148	B 148	
			Mot.-Nr. 19334657→	09.94-10.01	0 986 357 247	B 247	
			X 12 SZ <Ecotec>				
			Mot.-Nr. →19330000	09.94-10.01	0 986 357 124	B 124	
			Mot.-Nr. 02HY3580→	09.94-10.01	0 986 357 126	B 126	
			Mot.-Nr. 19330001→	09.94-10.01	0 986 357 226	B 226	
		12 NZ	Mot.-Nr. →19334656	06.00-10.01	0 986 357 148	B 148	
			Mot.-Nr. 19334657→	06.00-10.01	0 986 357 247	B 247	
		1.4	1,4	44	C 14 NZ		
Mot.-Nr. →02BF1475; →19241622	09.94-10.01				0 986 357 148	B 148	
Mot.-Nr. 02BF1476→; 19241623→	09.94-10.01				KL	0 986 357 247	B 247
					KL	0 986 356 746	B 746
X 14 SZ <Ecotec>							
Mot.-Nr. →02HY3579; →19747137	04.96-10.01				0 986 357 226	B 226	
	Mot.-Nr. 02HY3580→			04.96-10.01	0 986 357 126	B 126	
60	C 14 SE						
	Mot.-Nr. →02BD1412; →19262000			09.94-10.01	0 986 357 124	B 124	
	Mot.-Nr. 02BD1413→02HY3579; 19262001→			09.94-10.01	0 986 357 226	B 226	
	Mot.-Nr. 02HY3580→			09.94-10.01	0 986 357 126	B 126	
66	C 14 SEL						
	Mot.-Nr. →20C17331	08.99-10.01	0 986 356 778	B 778			
			08.99-10.01	0 986 357 234	B 234		
1.6	1,6	64	Z 16 SE				
				09.01-08.04	0 986 357 126	B 126	



◀ VAUXHALL

Corsa							
1.2	1,2	33	C 12 NZ				
			Mot.-Nr. →19334656	09.94-08.00		0 986 357 148	B 148
			Mot.-Nr. 19334657→	09.94-08.00		0 986 357 247	B 247
			X 12 SZ <Ecotec>				
			Mot.-Nr. →19330000	09.94-08.00		0 986 357 124	B 124
			Mot.-Nr. 02HY3580→	09.94-08.00		0 986 357 126	B 126
			Mot.-Nr. 19330001→	09.94-08.00		0 986 357 226	B 226
			12 NZ				
			Mot.-Nr. →19334656	09.94-08.00		0 986 357 148	B 148
			Mot.-Nr. 19334657→	09.94-08.00		0 986 357 247	B 247
1.4	1,4	44	C 14 NZ				
			Mot.-Nr. →02BF1475; →19241622	09.94-08.00		0 986 357 148	B 148
			Mot.-Nr. 02BF1476→; 19241623→	09.94-08.00	KL	0 986 357 247	B 247
					KL	0 986 356 746	B 746
			X 14 SZ <Ecotec>				
			Mot.-Nr. →02HY3579; →19747137	09.96-08.98		0 986 357 226	B 226
			Mot.-Nr. 02HY3580→	09.96-08.98		0 986 357 126	B 126
		60	C 14 SE				
			Mot.-Nr. →02BD1412; →19262000	09.94-08.00		0 986 357 124	B 124
			Mot.-Nr. 02BD1413→02HY3579; 19262001→	09.94-08.00		0 986 357 226	B 226
			Mot.-Nr. 02HY3580→	09.94-08.00		0 986 357 126	B 126
		63/66	C 14 SEL; X 14 XE <Ecotec>	09.94-08.00		0 986 356 778	B 778
1.6	1,6	62	Z 16 SE <Ecotec>	09.01-08.03		0 986 357 126	B 126
		74/78/80	C 16 SEL; C 16 XE; X 16 XE <Ecotec>	09.94-08.00		0 986 356 778	B 778
Frontera							
2.0	2,0	85	X 20 SE <Ecotec>	02.95-08.98		0 986 357 228	B 228
2.2	2,2	100	X 22 XE <Ecotec>	02.95-08.98		0 986 357 228	B 228
Monterey							
3.2	3,2	130	6VDI	06.92-08.98		0 986 357 167	B 167
Omega							
2.0	2,0	85	X 20 SE <Ecotec>; 20 SE				
			Mot.-Nr. →14367064	04.94-12.00		0 986 357 126	B 126
		100	X 20 XEV <Ecotec>	09.93-08.99	TW	0 986 357 237	B 237
2.5	2,5	125	X 25 XE <Ecotec>				
			Mot.-Nr. →08145499	04.94-09.04		0 986 357 055	B 055
			Mot.-Nr. 08145500→	04.94-09.04		0 986 357 050	B 050
3.0	3,0	155	X 30 XE <Ecotec>				
			Mot.-Nr. →08145499	04.94-02.01		0 986 357 055	B 055
			Mot.-Nr. 08145500→	04.94-02.01		0 986 357 050	B 050
Sintra							
2.2	2,2	104	X 22 XE <Ecotec>	09.96-09.99		0 986 357 237	B 237
3.0	3,0	148	X 30 XE <Ecotec>				
			Mot.-Nr. →08145499	09.96-09.99		0 986 357 055	B 055
			Mot.-Nr. 08145500→	09.96-09.99		0 986 357 050	B 050
Tigra							
1.4	1,4	66	X 14 XE <Ecotec>	09.94-08.99		0 986 356 778	B 778
1.6	1,6	78	X 16 XE <Ecotec>	09.94-08.99		0 986 356 778	B 778
Vectra							
1.6	1,6	55	X 16 SZR <Ecotec>				
			Mot.-Nr. →02HP7704	09.96-08.00		0 986 357 226	B 226
			Mot.-Nr. 02HP7705→	09.96-08.00		0 986 357 126	B 126
			16 LZ2	09.95-08.00		0 986 357 242	B 242
		74	X 16 XEL <Ecotec>	08.95-08.00		0 986 356 778	B 778
						0 986 357 234	B 234
1.8	1,8	85	X 18 XE <Ecotec>	09.95-08.99	TW	0 986 357 237	B 237
2.0	2,0	82	20 NEJ				
			Mot.-Nr. →14885919	09.95-08.01		0 986 357 126	B 126
		100	C 20 SEL; X 20 XEV <Ecotec>	09.95-09.02	TW	0 986 357 237	B 237
2.2	2,2	106	C 22 SEL	10.99-08.01		0 986 357 237	B 237
2.5	2,5	125-143	X 25 XE <Ecotec>	09.95-09.00		0 986 357 162	B 162





VOLVO

C30							
1.6	1,6	74	B4164S3		10.06-07.12		0 986 357 208 B 208
C70 I							
2.0	2,0	132/166	B 5204 T3; B5204T2		01.97-07.98		0 986 357 232 BW232
						WW	0 986 356 753 B 753
2.3	2,3	176	B5234T3		09.97-07.98		0 986 357 232 BW232
						WW	0 986 356 753 B 753
2.5	2,4	142	B5254T		01.98-07.98		0 986 357 232 BW232
						WW	0 986 356 753 B 753
S40 I							
1.6	1,6	77/80	B4164S; B4164S2		01.97-01.04		0 986 357 238 BW238
1.8	1,8	85/90/92	B4184S; B4184SM; B4184S2; B4184S3; B4184S9; B4184S10		09.95-01.04		0 986 357 238 BW238
1.9	1,9	147	B4194T		05.97-07.99		0 986 357 238 BW238
2.0	1,9	118	B4204T2		08.99-07.00		0 986 357 238 BW238
	2,0	100/103/118/ 120/121/147	B4204S; B4204S2; B4204T; B4204T3; B4204T5		07.95-01.04		0 986 357 238 BW238
S40 II							
1.6	1,6	74	B4164S3		11.04-08.12		0 986 357 208 B 208
S70							
2.0	2,0	93/105	B5202 S; B5204S		01.97-07.99		0 986 357 054 BW054
						WW	0 986 356 753 B 753
		132/155	B5204T; B5204T2		01.97-07.98		0 986 357 232 BW232
						WW	0 986 356 753 B 753
2.3	2,3	160/176-184	B5234T2; B5234T3; B5234T4		01.97-07.98		0 986 357 232 BW232
					01.97-08.98	WW	0 986 356 753 B 753
2.5	2,4	106	B5252S		01.97-07.99		0 986 357 054 BW054
						WW	0 986 356 753 B 753
			GB5252S		08.98-07.99		0 986 357 054 BW054
		121	B5254S		01.97-07.98		0 986 357 232 BW232
						WW	0 986 356 753 B 753
		142	B5254T		01.97-07.98		0 986 357 232 BW232
					01.97-08.98	WW	0 986 356 753 B 753
S80 I							
2.0	2,0	166	B5204T3		08.98-07.00		0 986 357 232 BW232
						WW	0 986 356 753 B 753
V40 I							
1.6	1,6	77/80	B4164S; B4164S2		01.97-04.04		0 986 357 238 BW238
1.8	1,8	85/90	B4184S; B4184S2; B4184S3; B4184S9; B4184S10		01.95-06.04		0 986 357 238 BW238
1.9	1,9	147	B4194T		05.97-07.99		0 986 357 238 BW238
2.0	1,9	118/121	B4204T2		08.99-07.01		0 986 357 238 BW238
	2,0	100/103/118/ 120/147	B4204S; B4204S2; B4204T; B4204T3; B4204T5		01.96-04.04		0 986 357 238 BW238
V50							
1.6	1,6	74	B4164S3		01.05-12.12		0 986 357 208 B 208
V70 I							
2.0	2,0	93	B5202FS		01.97-07.99		0 986 357 054 BW054
						WW	0 986 356 753 B 753
		105/132/155/ 166	B5204S; B5204T; B5204T2; B5204T3		01.97-07.98		0 986 357 232 BW232
						WW	0 986 356 753 B 753
2.3	2,3	160/174-176/ 184	B5234T2; B5234T3; B5234T4; B5234T6		01.97-07.98		0 986 357 232 BW232
						WW	0 986 356 753 B 753
2.5	2,4	103/106	B5252S; GB5252S		01.97-03.00		0 986 357 054 BW054
						WW	0 986 356 753 B 753
		121	B5254S		01.97-07.98		0 986 357 232 BW232
						WW	0 986 356 753 B 753
		142	B5254T		01.97-07.98		0 986 357 232 BW232
					01.97-08.98	WW	0 986 356 753 B 753
440							
1.6	1,6	61	B16F Kat.		09.93-07.97		0 986 356 852 B 852
1.8	1,8	66	B18U Kat.		09.91-07.97		0 986 356 852 B 852





◀ VOLVO

460							
1.6	1,6	61	B16F Kat.		03.90-07.97	0 986 356 852	B 852
1.7	1,7	66	B18KP		03.90-07.97	0 986 357 254	BW254
		78	B18EP		03.90-07.97	0 986 356 852	B 852
1.8	1,8	66	B18U Kat.		09.91-07.97	0 986 356 852	B 852
850							
2.0	2,0	129-132/155	B5204T Kat.; B5204T2 Kat.		01.95-07.97	0 986 357 232	BW232
2.3	2,3	120	B5234S Kat.		09.97-07.98	0 986 357 232	BW232
		160/166-184	B5234FT Kat.; B5234T Kat.; B5234T5		09.93-07.97	0 986 357 232	BW232
2.5	2,4	103-106	B5252S Kat.		09.92-07.97	0 986 357 054	BW054
		125/140-142	B5254S Kat.; B5254T Kat.		09.91-07.97	0 986 357 232	BW232
940							
2.0	2,0	114	B200FT Kat.; B200GT		09.91-09.98	0 986 356 847	B 847
2.3	2,3	99/113-151	B230FK Kat.; B230FT Kat.; B230FT4		09.90-10.98	0 986 357 244	BW244
				0 986 356 847		B 847	
						0 986 357 244	BW244

VW (VOLKSWAGEN)

Beetle								
1.2	1,2	77	CBZB <DB0/TW0>		07.11-09.19	MMS	0 986 357 844	BS 844
						MMS	0 986 357 822	BS 822
Bora								
1.4	1,4	55	AHW <MB5/T1Q>; AKQ <MB6/T1Q>; APE <MN7/T1Q>; AXP <MN7/T1Q>		09.98-05.05	0 986 356 308	B 308	
1.6	1,6	74	AEH <M63/T6H>; AKL <ME8/T6H>; APF <MP9/T6H>		09.98-05.05	0 986 356 359	B 359	
		75	AVU <MW6/T53>; BFQ <MW6/T53>		09.00-05.05	0 986 356 346	B 346	
		77	ATN <D3H/T27>; AUS <D3H/T27>; AZD <D3H/T27>		08.99-11.01	0 986 356 308	B 308	
1.8	1,8	92	AGN <MQ8/TOV>		09.98-10.00	0 986 356 337	B 337	
2.0	2,0	84	BER		05.00-11.14	0 986 356 331	B 331	
		85	APK <MU0/T6Y>		09.98-05.05	0 986 356 359	B 359	
			AQY <ML1/T6Y>; AZH <MK6/T11>		09.98-05.05	0 986 356 359	B 359	
			AZJ <MR4/T11>		05.01-05.05	0 986 356 345	B 345	
			BER		09.02-09.12	0 986 356 331	B 331	
2.3	2,3	110	AGZ <MD7/T8R>		09.98-02.01	0 986 356 349	B 349	
2.8	2,8	150	AQP <MCO/T9T>; AUE <D6B/T9T>		05.99-04.01	0 986 356 348	B 348	
Caddy								
1.2	1,2	63/77	CBZA <DB1/TW0>; CBZB <DB0/TW0>		09.10-05.15	MMS	0 986 357 844	BS 844
						MMS	0 986 357 822	BS 822
1.4	1,4	44	AUD		09.00-06.03	0 986 356 312	B 312	
		55	AUA <MN7/T1Q>		08.00-06.03	0 986 356 308	B 308	
1.6	1,6	55	1F		11.95-05.97	0 986 356 338	B 338	
		72-75	BGU <MW6/T53>; BSE <MW6/T53>; BSF <MW6/T53>; CHGA <DF2/T53>		04.04-→	0 986 356 346	B 346	
2.0	2,0	80	BSX <D7R>		04.06-08.10	0 986 356 345	B 345	
					10.10-05.15	0 986 356 345	B 345	
Fox								
1.4	1,4	55	BKR <D4H>		04.05-12.12	F 000 99C 125	TS	
Gol IV								
1.8	1,8	76	BJY <AP827>		08.05-06.08	F 000 99C 127	TS	
Golf								
2.0	2,0	85	APK		03.95-10.99	0 986 356 331	B 331	
Golf III								
1.4	1,4	44	AEX		07.95-12.97	0 986 356 360	B 360	
1.6	1,6	55	AEE		07.95-12.97	0 986 356 360	B 360	
1.8	1,8	55/66	AAM <M8M/T5U>; ACC		11.91-02.99	0 986 356 342	B 342	
		66	ADZ		10.94-02.99	0 986 356 339	B 339	
2.0	2,0	85	ADY; AGG <M11/T8A>; AKR <MR3/T8A>		10.94-02.99	0 986 356 339	B 339	
2.8	2,8	120/128	AAA		01.92-12.97	0 986 356 384	B 384	
					10.93-12.99	0 986 356 301	B 301	
2.9	2,9	140	ABV		01.94-12.97	0 986 356 301	B 301	
Golf IV								
1.4	1,4	55	AHW <MB5/T1Q>; AKQ <MB6/T1Q>; APE <MN7/T1Q>; AXP <MN7/T1Q>		08.97-06.06	0 986 356 308	B 308	





1.6	1,6	74	AEH <M63/T6H>; AKL <ME8/T6H>; APF <MP9/T6H>	10.97-06.06		0 986 356 359	B 359	
		75	AVU <MW6/T53>; BFQ <MW6/T53>	08.00-02.07		0 986 356 346	B 346	
		77	ATN <D3H/T27>; AUS <D3H/T27>; AZD <D3H/T27>	05.99-11.01		0 986 356 308	B 308	
1.8	1,8	55	AAM <M8M/T5U>; ANN <M667/T5U>	04.98-10.00		0 986 356 342	B 342	
		66	ADZ; ANP <M67/T5C>	04.98-10.00		0 986 356 339	B 339	
		92	AGN <MQ8/TOV>	08.97-10.00		0 986 356 337	B 337	
2.0	2,0	85	AGG <M11/T8A>; AKR <MR3/T8A>	04.98-12.01		0 986 356 339	B 339	
			APK	08.99-06.02		0 986 356 331	B 331	
			APK <MU0/T6Y>	08.98-05.04		0 986 356 359	B 359	
					WW		0 986 356 331	B 331
					05.01-06.06		0 986 356 331	B 331
				AQY <ML1/T6Y>	08.98-04.01		0 986 356 359	B 359
					05.01-06.06		0 986 356 331	B 331
				AZG	05.01-04.02		0 986 356 345	B 345
				AZH <MK6/T11>	04.00-04.01		0 986 356 359	B 359
					05.01-06.01		0 986 356 331	B 331
				AZJ <MR4/T11>; BEH <D4G/T11>	05.01-06.06		0 986 356 345	B 345
				BER	09.98-03.07		0 986 356 331	B 331
		2.3	2,3	110	AGZ <MD7/T8R>	10.97-02.01		0 986 356 318
2.8	2,8	150	AQP <MC0/T9T>; AUE <D6B/T9T>	05.99-04.01		0 986 356 348	B 348	
Golf Plus								
1.2	1,2	63/77	CBZA <DB1/TW0>; CBZB <DB0/TW0>	08.09-12.13	MMS	0 986 357 844	BS 844	
					MMS	0 986 357 822	BS 822	
1.6	1,6	72-75	BSE <MW6/T53>; BSF <MW6/T53>; CCSA <MW6/T53>; CHGA <DF2/T53>; CMXA <MW6/T53>	05.05-12.13		0 986 356 346	B 346	
Golf V								
1.6	1,6	75	BGU <MW6/T53>; BSE <MW6/T53>; BSF <MW6/T53>	01.04-11.08		0 986 356 346	B 346	
Golf VI								
1.2	1,2	63/77	CBZA <DB1/TW0>; CBZB <DB0/TW0>	05.09-05.16	MMS	0 986 357 844	BS 844	
					MMS	0 986 357 822	BS 822	
1.6	1,6	72-75	BSE <MW6/T53>; BSF <MW6/T53>; CCSA <MW6/T53>; CHGA <DF2/T53>; CMXA <MW6/T53>	10.08-04.13		0 986 356 346	B 346	
Jetta								
1.2	1,2	77	CBZB <DB0/TW0>	10.10-12.17	MMS	0 986 357 844	BS 844	
					MMS	0 986 357 822	BS 822	
1.6	1,6	75	BSE <MW6/T53>; BSF <MW6/T53>; CCSA <MW6/T53>	10.05-10.10		0 986 356 346	B 346	
2.0	2,0	85	AEG <ML8>	09.98-08.01		0 986 356 331	B 331	
			AVH	09.00-06.04		0 986 356 345	B 345	
			CBPA <ML5>	06.10-07.14		0 986 356 331	B 331	
Jetta IV								
1.6	1,6	74	AKL <ME8/T6H>	09.99-12.05		0 986 356 359	B 359	
2.0	2,0	85	APK	09.99-12.05		0 986 356 359	B 359	
Jetta V								
1.6	1,6	75	BGU <MW6/T53>	03.06→		0 986 356 346	B 346	
Lupo								
1.0	1,0	37	AER	10.98-05.00		0 986 356 360	B 360	
			ALD	10.98-07.05		0 986 356 341	B 341	
			ALL	10.98-05.00		0 986 356 360	B 360	
			ANV	10.98-05.00		0 986 356 341	B 341	
			AUC	05.00-07.05		0 986 356 312	B 312	
1.4	1,4	44	AUD	09.00-07.05		0 986 356 312	B 312	
		55/74	AFK; AHW <MB5/T1Q>; AKQ <MB6/T1Q>; APE <MN7/T1Q>; AQQ; AUA <MN7/T1Q>; AUB <MPO/T1N>	10.98-07.05		0 986 356 308	B 308	
1.6	1,6	92	AVY	05.00-07.05		0 986 356 308	B 308	
New Beetle								
1.6	1,6	74	AWH	10.99-10.00		0 986 356 359	B 359	
		75	AYD; BFS <MW6>	06.00-12.10		0 986 356 346	B 346	
2.0	2,0	85	AEG <ML8>; APK <MU0/T6Y>; AQY <ML1/T6Y>	01.98-06.05		0 986 356 359	B 359	
			AVH; AZG; AZJ <MR4/T11>; BDC; BEJ	08.00-09.10		0 986 356 345	B 345	
			BER	01.03-06.07		0 986 356 331	B 331	
			BEV <ML5>; BGD	01.03-10.10		0 986 356 345	B 345	
			BHP; CBPA <ML5>	07.03-09.10		0 986 356 331	B 331	



◀ VW

Passat [3B]							
1.6	1,6	74	ADP	10.96-11.00		0 986 356 304	B 304
			AHL; ANA; ARM				
			Fg.-Nr. →3B..Y..400 000	10.96-04.00		0 986 356 359	B 359
			Fg.-Nr. 3B..Y..400 001→	05.00-11.00		0 986 357 814	BS 814
		75	ALZ	10.00-05.05		0 986 356 359	B 359
2.3	2,3	110	AGZ <MD7/T8R>	06.97-11.00		0 986 356 349	B 349
			Fg.-Nr. →3B..W..222 092	10.96-10.97		0 986 356 318	B 318
			Fg.-Nr. 3B..W..222 093→	11.97-11.00		0 986 356 349	B 349
2.8	2,8	132/140/142	ACK; AGE; ALG; AMX; APR; AQD; ATQ; BBG	01.97-05.05		0 986 356 321	B 321
Passat [3C]							
1.6	1,6	75	BSE <MW6/T53>; BSF <MW6/T53>	03.05-11.10		0 986 356 346	B 346
Passat [35I/3A]							
1.8	1,8	55	AAM <M8M/T5U>	08.90-03.97		0 986 356 338	B 338
2.0	2,0	85	AGG <M11/T8A>	07.95-03.97		0 986 356 339	B 339
2.8	2,8	128	AAA	06.91-03.97		0 986 356 384	B 384
2.9	2,9	135	ABV	01.94-03.97		0 986 356 301	B 301
Polo							
1.4	1,4	61	BLM <D4Q/TE0>	05.02-07.06		F 000 99C 125	TS
1.6	1,6	74	BAH <MY0/T1J; EA111>	05.02-07.06		F 000 99C 125	TS
Polo [6C1]							
1.0	1,0	43	ARA	07.02-05.05		0 986 356 308	B 308
Polo [6N1/6N2]							
1.0	1,0	33	AEV	10.94-12.99		0 986 356 357	B 357
		37	AER				
			Fg.-Nr. 6N-W-000 001→	03.96-12.99		0 986 356 343	B 343
			ALD				
			Fg.-Nr. →6N-Y-050 000	07.98-09.01		0 986 356 341	B 341
			Fg.-Nr. 6N-Y-050 001→	07.98-09.01		0 986 356 312	B 312
			ALL				
			Fg.-Nr. 6N-W-000 001→	05.97-12.99		0 986 356 343	B 343
			AUC				
			Fg.-Nr. 6N-Y-050 001→	10.99-09.01		0 986 356 312	B 312
1.4	1,4	40	AKP				
			Fg.-Nr. →6N-Y-050 000	09.98-09.01		0 986 356 341	B 341
			Fg.-Nr. 6N-Y-050 001→	09.98-09.01		0 986 356 312	B 312
		40-44	AEX				
			Fg.-Nr. 6N-W-000 001→	07.95-12.99		0 986 356 343	B 343
		44	AKK				
			Fg.-Nr. →6N-Y-050 000	09.98-09.01		0 986 356 341	B 341
			Fg.-Nr. 6N-Y-050 001→	09.98-09.01		0 986 356 312	B 312
			AKV; ANX; APQ				
			Fg.-Nr. 6N-W-000 001→	05.97-12.99		0 986 356 343	B 343
			AUD				
			Fg.-Nr. 6N-Y-050 001→	10.99-09.01		0 986 356 312	B 312
		55	AHW <MB5/T1Q>; APE <MN7/T1Q>; AUA <MN7/T1Q>	01.99-09.01		0 986 356 308	B 308
		74	AFH	04.96-12.99		0 986 356 309	B 309
			AFK; AUB <MPO/T1N>	09.98-09.01		0 986 356 308	B 308
1.6	1,6	55	AEE; AHS				
			Fg.-Nr. 6N-W-000 001→	07.95-12.99		0 986 356 343	B 343
		88/92	AJV; ARC; AVY	04.98-09.01		0 986 356 308	B 308
Polo [6R1]							
1.2	1,2	63/66/77	CBZA <DB1/TW0>; CBZB <DB0/TW0>; CBZC <DB7/TW0>	06.09-05.14	MMS	0 986 357 844	BS 844
					MMS	0 986 357 822	BS 822
Polo [6V2/6V5]							
1.4	1,4	44	AEX	05.96-12.97		0 986 356 343	B 343
			AKK	10.99-09.01		0 986 356 312	B 312
			AKV	12.97-08.99		0 986 356 343	B 343
			ANW	10.99-08.00		0 986 356 312	B 312
			ANX; APQ	12.97-08.99		0 986 356 343	B 343
			AUD	06.00-09.01		0 986 356 312	B 312
		55	APE <MN7/T1Q>; AUA <MN7/T1Q>	10.99-09.01		0 986 356 308	B 308
1.6	1,6	55	AEE; ALM	04.97-09.01		0 986 356 343	B 343





1.6	1,6	74	AEH <M63/T6H>; AKL <ME8/T6H>	10.99-09.01		0 986 356 359	B 359
			APF <MP9/T6H>; AUR	03.00-09.01		0 986 356 331	B 331
1.8	1,8	66	ADD <M31>	03.98-09.01		0 986 356 339	B 339
2.0	2,0	85	ADC	08.99-09.01		0 986 356 339	B 339
Polo [9N1/9N2/9N3]							
1.4	1,4	55	AUA <MN7/T1Q>	09.01-01.02		0 986 356 308	B 308
		62	BLM <D4Q/TE0>	06.06-04.10		F 000 99C 125	TS
		63	BLM <D4Q/TE0>	12.03-05.05		F 000 99C 125	TS
1.6	1,6	74	BAH <MY0/T1J; EA111>	07.03→		F 000 99C 125	TS
2.0	2,0	85	BBX <M0R/T18>	07.03-05.07		0 986 356 331	B 331
				06.05→		0 986 356 359	B 359
Polo [9V4]							
1.6	1,6	74	BAH <MY0/T1J; EA111>	10.02-12.03		F 000 99C 125	TS
Sharan							
2.0	2,0	85	ADY	09.95-02.00		0 986 356 350	B 350
			ATM	05.00-03.10		0 986 356 331	B 331
2.8	2,8	128	AAA	09.95-02.00		0 986 356 384	B 384
Touran							
1.2	1,2	77	CBZB <DB0/TW0>	05.10-05.15	MMS	0 986 357 844	BS 844
					MMS	0 986 357 822	BS 822
1.6	1,6	75	BGU <MW6/T53>; BSE <MW6/T53>; BSF <MW6/T53>	07.03-05.10		0 986 356 346	B 346
2.0	2,0	80	BSX <D7R>	02.06-05.10		0 986 356 345	B 345
T4 (Bus,Transporter)							
2.5	2,5	81	AEU	08.96-06.03		0 986 356 340	B 340
		85	AET	05.96-06.03		0 986 356 371	B 371
				08.96-06.03		0 986 356 340	B 340
2.8	2,8	103/150	AES; AMV	01.96-06.03		0 986 356 347	B 347
T5 (Bus,Transporter)							
2.0	2,0	85	AXA <M0R>	06.03-11.09		0 986 356 331	B 331
				09.09-08.15		0 986 356 359	B 359
Vento							
1.4	1,4	44	AEX	07.95-12.97		0 986 356 360	B 360
1.6	1,6	55	AEE	07.95-12.97		0 986 356 360	B 360
1.8	1,8	55	AAM <M8M/T5U>	11.91-12.97		0 986 356 342	B 342
		66	ADZ	10.94-12.97		0 986 356 339	B 339
2.0	2,0	85	AGG <M11/T8A>; AKR <MR3/T8A>	07.95-12.97		0 986 356 339	B 339
2.8	2,8	120	AAA	07.94-12.97		0 986 356 301	B 301
		128	AAA	01.92-12.97		0 986 356 384	B 384
































V

AG	For vehicles with automatic transmission
BO	Bosch, only as replacement for Bosch equipment
EU4	For vehicles with emission standard Euro 4
EU5	For vehicles with emission standard Euro 5
GS	For vehicles with manual transmission
KL	For vehicles with air conditioner
KL	For vehicles without air conditioner
LAB	Left side mounting
MAR	For Marelli unit
MMS	With marten repeller

MMS	Without marten repeller
MZV	For engine with ignition distributor
MZV	For engine without ignition distributor
PSM	For Paul Smith ignition cables
PSM	Not for Paul Smith ignition cables
RBE	Slightly differing specification from Silicone Copper, packed in plastic bag
RLE	For RHD vehicles
SSJ	For vehicles without Start-Stop function

TW	The product fitted must be identified on the vehicle or engine
WCP	For breaker-triggered ignition system
WW	Optional
ZMB	For ignition coil with DIN connection
ZMM	For ignition coil with M4 connection
ZMS	For ignition coil with SAE pin
ZVM	For ignition distributor with M4 connection
ZVS	For ignition distributor/coil with SAE connection

	Information/Explanations		COMMERCIAL VEHICLE 40 t
	Page reference		Coach
	Bosch order number		Marine engine
	Type		Workshop pack
	Passenger cars		Rated voltage in Volts
	Transporter		Rated power in watts
	Commercial vehicles		Base type
	Passenger cars/Small vans		Capacity in l/ccm
	Passenger cars		Engine power output in kW
	Transporter		Engine type
	Off-road vehicle		Date/ Production period
	Pick-up		Special case
	Notchback limousine		Ignition-cable set
	Motorcycle		
	Agricultural machine / construction machine		
	For hood version		

de

Neue Webseite für
Bosch Automotive
Aftermarket

en

New website for
Bosch Automotive
Aftermarket

fr

Nouveau site Web
pour Bosch Auto-
motive Aftermarket

it

Nuovo sito web
per Bosch Auto-
motive Aftermarket

es

Nueva pagina web
para Bosch Auto-
motive Aftermarket

ru

Новый сайт для
Bosch Automotive
Aftermarket

**NEW
WEBSITE
IS LIVE!**



boschaftermarket.com

Finden Sie Ihre
Bosch-Produkte
online.

Please find your
Bosch products
online.

Veillez trouver vos
produits Bosch en
ligne.

Trovate i vostri pro-
dotti Bosch online.

Encuentre sus pro-
ductos de Bosch
online.

Выбирайте
необходимые
изделия Bosch
онлайн.



de

Effizienz ist unser Antrieb

Technologien von Bosch kommen weltweit in den meisten Fahrzeugen zum Einsatz. Dabei stehen für uns die Menschen und die Sicherstellung ihrer Mobilität im Vordergrund.

Ihnen widmen wir über 130 Jahre Pioniergeist, Forschung, Fertigung und Expertise.

Wir bieten Handel und Werkstätten weltweit moderne Diagnose- und Werkstatttechnik sowie ein umfassendes Kfz- und Nfz-Ersatzteilsortiment.

en

Driven by efficiency

Bosch technologies are used in most vehicles worldwide. People, and assuring their mobility, is what we are focused on.

Therefore, we have dedicated over 130 years of pioneering spirit and expertise in research and manufacturing to achieving this.

We provide the aftermarket and workshops worldwide with modern diagnostic and workshop equipment and a wide range of spare parts for passenger cars and commercial vehicles.

fr

Guidés par l'efficacité

Les technologies Bosch sont présentes sur le plupart des véhicules dans le monde entier. Les personnes et le maintien de leur mobilité sont au centre de toutes nos préoccupations.

Depuis 130 ans, nous leur consacrons tout notre esprit innovateur, notre recherche, notre fabrication et notre expertise.

Nous proposons aux concessionnaires et aux garages du monde entier une technologie moderne de diagnostic et de réparation ainsi qu'un assortiment complet de pièces de rechange pour véhicules de tourisme et véhicules utilitaires.

it

Guidati dall'efficienza

La tecnologia Bosch viene applicata alla maggior parte dei veicoli di tutto il mondo. Assicurare la sicurezza delle persone e della loro mobilità è l'obiettivo primario di Bosch.

Con questo spirito è da oltre 130 anni che ci dedichiamo alle persone motivate da ricerca, nuove tecnologie e idee.

Offriamo tecnologie moderne per la diagnostica e per l'officina, nonché una gamma completa di ricambi per automobili e veicoli commerciali.

es

La eficiencia es nuestra motivación

La tecnología de Bosch se utiliza en prácticamente cualquier coche en el mundo. Nos enfocamos en las personas y en asegurar su movilidad.

Por eso, hemos dedicado los últimos 130 años, de nuestro espíritu innovador y experiencia, a la investigación y fabricación para conseguirlo.

Ofrecemos al mercado de aftermarket de todo el mundo modernos equipos de diagnóstico y de taller, así como una amplia gama de recambios para turismos y vehículos comerciales.

ru

Обеспечивая эффективность

Технологии Bosch используются в большинстве автомобилей по всему миру. При этом на первом месте для нас всегда стояли люди и гарантия их мобильности.

Именно для них уже в течение 130 лет мы остаемся верными духу авантюризма, создаем наши изобретения, развиваем производство и накапливаем опыт.

Мы предлагаем дилерам и мастерским по всему миру современное оборудование для ремонта и диагностики, а также обширный ассортимент запасных частей для автомобилей и коммерческого транспорта.



☎ 1 987 721 074/202109

AA/MBC2 – 09.2021 – Int

© 2021 Robert Bosch GmbH
Automotive Aftermarket
Postfach 41 09 60
76225 Karlsruhe

Token fee: € 5,00

Editorial closing: 15.07.2021

Subject to change without notice. Please direct questions and comments to our Authorized Representative in your country. This edition supersedes all previous editions.

