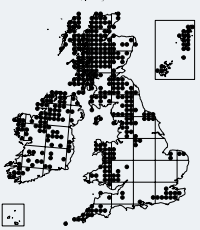
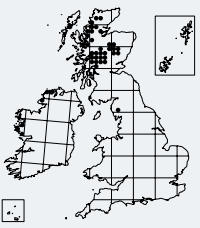



Lophozia incisa/opacifolia

Jagged/Alpine Jagged Notchwort

Key 62

*L. incisa**L. opacifolia***Identification**

Both these species have opaque, pale green shoots, pale green gemmae, a rather flat, wide, entirely green stem, and jaggedly toothed, bilobed leaves, about 1–1.5 mm wide and long, giving them a unique appearance. They usually grow in rosettes on wet peat, decaying vegetation or *Sphagnum*. Shoots are 1–2 mm wide (sometimes a little more in *L. opacifolia*). Although they look so similar in the field that they cannot be identified with confidence, habitat is a good indication: plants in lowland habitats are bound to be *L. incisa*, whereas those from flushes and snowbeds at high altitudes are always *L. opacifolia*. Those from in between, for example on ledges on mountain cliffs, have to be collected for cutting of leaf sections and examination of the perianth mouth, or measuring gemmae.

Similar species

L. ventricosa (p. 116) is almost always brighter mid-green or yellow-green, as are its gemmae; its stems are round and usually dark on the underside, and its leaf margins are untoothed.

Habitat

L. incisa is a fairly common species in bogs, as well as on peat and decaying vegetation. It is also sometimes found on decaying logs with *Nowellia curvifolia*, or occasionally on soil. *L. opacifolia* is occasionally found on wet peat or gravel in flushes, on ledges and by streams, almost always over 750 m above sea level.