
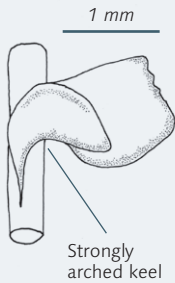
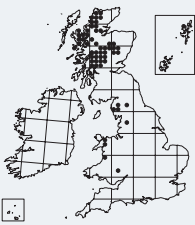


Scapania uliginosa

Marsh Earwort



Identification A similar plant to *S. undulata* in size (shoots 2–4.5 mm wide; leaves 1.5–3 mm long) and in its penchant for wet places. The characteristic feature of this large, bright green or purple species is the way the back lobes are curved, so that the whole shoot has a curved-over tip, the keel is strongly arched, and the front and back lobes run down onto the stem. Its habitat is also characteristic and there is little point in looking for it in lowland sites.

Similar species *S. undulata* (p. 175) is similar to *S. uliginosa* in size and often grows with it. *S. undulata* has front lobes that do not run down onto the stem, a straight or weakly arched keel, and its shoots do not curve over at the tip. The rare *S. paludosa* (Paton, p. 376) has extremely arched, very short keels.

Habitat Almost entirely restricted to base-poor, bryophyte-dominated, montane flushes and springs, where it often forms extensive, swollen turfs. It is most frequent on north- and east-facing slopes, especially where snow lies late in the year. More rarely it grows on flushed cliffs in the uplands.