



Hoods



With a variety of sizes and the choice of extraction or recirculation mode, AEG-Electrolux has a range of hoods suitable for all kitchens and cooking needs. Whisper-quiet operations ensure your kitchen is cleared of cooking odours efficiently and quietly.

Precise control for peace of mind.



The AEG-Electrolux design-award winning range of hoods will complement any kitchen. From unique designer hoods to stylish chimney and island hoods, each is individually designed to co-ordinate perfectly with your AEG-Electrolux oven and hob.



AEG-Electrolux's powerful hoods make a real difference to your whole kitchen environment, ensuring that it is a fresher, more peaceful place to cook or relax. Whisper quiet operation means your kitchen is cleared of cooking odours efficiently and quietly. The UK Noise Association endorses many of the AEG-Electrolux hoods. If a peaceful kitchen is a priority for you, please look out for the logo.

For a peaceful kitchen environment.

Perfect in form

AEG-Electrolux has an extensive range of cooker hoods to suit all needs, whether you want to be discreet or make a bold design statement. Integrated, canopy and telescopic hoods are concealed discreetly in furniture to blend in with your kitchen furniture, while our designer or chimney hoods are designed for maximum visual impact. AEG-Electrolux's island hoods are designed to be suspended from the ceiling over the cooking area.

Perfect control

Precise control.

AEG-Electrolux's powerful range of cooker hoods have a wide choice of different controls so you can adjust your extraction speed to suit every kitchen need, ensuring it is a fresher, more peaceful place to cook or relax. The electronic touch controls are stylish, simple with precise settings to adjust speed levels and hood lights. The LED display indicates the extraction rate and when the filters need changing or cleaning.

Automatic sensor.

This ingenious sensor system takes away the guesswork involved in selecting an extraction level. The sensor controls the intensity of the extraction, always working at the optimum level. They detect hob heat, ambient temperature and humidity levels and ensure that the hood works at exactly the right level to rid your kitchen of odours.

Variable speed control.

Precisely controls the rate of extraction, which can be varied to suit different types of cooking, providing optimum efficiency at minimal costs.

Perfect safety

To optimise efficiency and performance of the cooker hood it is important to select the correct hood with an appropriate extraction rate for your kitchen environment. To help ensure you select the correct cooker hood, the measurements in each of these boxes relates to the floor space of the kitchen.

Extraction rates.

This is the level at which the cooker hood clears cooking vapours from the kitchen environment. AEG-Electrolux cooker hoods are measured in cubic metres per hour and are in accordance with IEC standards.



Extraction mode.

Extraction is the most efficient method of installation if you are positioning the hood on or near to an external wall and requires a ducting kit to extract the cooking vapours externally, giving a pleasant kitchen environment, which is free from cooking odours. AEG-Electrolux recommends for each cooker hood the ideal size ducting kit to ensure optimum performance. Ducting kits are available as an optional accessory.

Recirculation mode.

The hood draws in the cooking vapours, filters the air through the charcoal filter and then re-circulates the cleaned air back into the kitchen, leaving it free from cooking odours. The majority of AEG-Electrolux cooker hoods are supplied with a long-life charcoal filter that may be washed in the dishwasher and dried in the oven. Standard charcoal filters will need replacing when indicated on the display. For those hoods that do not come with a charcoal filter, it is available as an optional accessory.

Metal grease filters.

The metal filter attracts the grease from cooking vapours, reducing odours, purifying the air and optimising performance. The filter is dishwasher-safe and never needs replacing.



Designer hood in stunning black glass.



DD9995B - 80cm wide

Designer hood in stunning black glass.

- Electronic touch controls with digital LED display for precise control
- Continuous motor with intensive setting for precise control and optimum efficiency

PERFORMANCE

920m³/h extraction rate

61dB(A) noise level

REASSURANCE

Charcoal filter included

Washable aluminium grease filters

Electronic saturation indicators

Extraction and recirculation

DESIGN

2 halogen lamps

For wall mounting between furniture or as a stand alone unit



Designer hood in stainless steel and glass.



Di9893M

DD9863M

- Di9893M - Island 90cm wide**
- DD9893M - 90cm wide**
- DD9863M - 60cm wide**

Designer hood in stainless steel and glass.

- Electronic touch controls with digital LED display for precise control
- Variable 4 speed control including 1 intensive setting for precise control and optimum efficiency
- Delayed switch off timer and auto safety switch off for peace of mind

PERFORMANCE

730m³/h extraction rate

60dB(A) noise level

REASSURANCE

Long-life charcoal filter included

Washable aluminium grease filters

Electronic saturation indicators

Extraction and recirculation

DESIGN

Halogen lamps

For wall mounting between furniture or as a stand alone unit - 60 and 90cm options



Designer hood in stainless steel and glass.



Di9814M - Island 100cm wide
 DD9894M - 90cm wide
 DD9874M - 70cm wide
 DD9864M - 60cm wide

Designer hood in stainless steel and glass.

- Electronic touch controls with digital LED display for precise control
- Variable 4 speed control including 1 intensive setting for precise control and optimum efficiency
- Delayed switch off timer and auto safety switch off for peace of mind

PERFORMANCE

590m³/h extraction rate

63dB(A) noise level

REASSURANCE

Charcoal filter included

Washable aluminium grease filters

Electronic saturation indicators

DESIGN

Halogen lamps

For wall mounting between furniture or as a stand alone unit - 60, 70 and 90cm options



Designer hood in stainless steel and black glass.



DD9693M

DD9663M

DD9693M - 90cm wide

DD9663M - 60cm wide

Designer hood in stainless steel and black glass.

- Electronic touch controls with digital LED display for precise control
- Variable 4 speed control including 1 intensive setting for precise control and optimum efficiency
- Delayed switch off timer and auto safety switch off for peace of mind

PERFORMANCE

970m³/h extraction rate

57dB(A) noise level

REASSURANCE

Charcoal filter included

Washable aluminium grease filters

Electronic saturation indicators

Extraction and recirculation

DESIGN

Halogen lamps

For wall mounting between furniture or as a stand alone unit



Endorsed by the
UK Home Association

Designer hood in stainless steel.



HD8795M

HD8760M

HD8795M - 90cm wide
HD8760M - 60cm wide

Designer hood in stainless steel.

- Electronic rotary control with colour display for speed, filter and light settings
- Variable 4 speed control including 1 intensive setting for precise control and optimum efficiency
- Electronic dimmer control for softer lighting

PERFORMANCE

540m³/h extraction rate
 61dB(A) noise level

REASSURANCE

Charcoal filter included
 Washable aluminium grease filters
 Electronic saturation indicators
 Extraction and recirculation

DESIGN

3 halogen lamps
 For wall mounting between furniture or as a stand alone unit
 Chimney section available as an optional extra (K8004m)



Sensor controlled chimney hood.



HD8990M – 90cm wide

HD8960M – 60cm wide

Sensor controlled chimney hood
in stainless steel.

- Electronic touch controls with digital LED display for precise control
- Automatic sensor programme
- Variable 4 speed control including 1 intensive setting for precise control and optimum efficiency
- Delayed switch off timer and auto safety switch off for peace of mind

PERFORMANCE

490m³/h extraction rate

60dB(A) noise level

REASSURANCE

Long-life charcoal filter included

Washable aluminium grease filters

Electronic saturation indicators

Extraction and recirculation

DESIGN

2 halogen lamps

For wall mounting between furniture
or as a stand alone unit



Professional stainless steel chimney hood.



HD8510M - 100cm wide

Professional stainless steel chimney hood.

- 100cm wide
- Electronic variable 4 speed push button control ideal for one touch operation
- Co-ordinates perfectly with the AEG-Electrolux 100cm range cookers

PERFORMANCE

790m³/h extraction rate

74dB(A) noise level

REASSURANCE

Charcoal filter included

Washable aluminium grease filters

Electronic saturation indicators

Extraction and recirculation

DESIGN

2 halogen lamps

For wall mounting between furniture or as a stand alone unit



HD6470M
HC5690M
HC3360M

Stainless steel chimney hood with glass canopy.

- 60cm wide extending to 70cm or 80cm using stainless steel side trims
- Electronic variable 3 speed push button control

Stainless steel chimney hood.

- 90cm wide
- Electronic variable 4 speed push control including 1 intensive setting
- Delayed switch off timer on intensive setting

Stainless steel chimney hood.

- 60cm wide
- Variable 3 speed push button control

PERFORMANCE

470m³/h extraction rate
64dB(A) noise level

REASSURANCE

Long-life charcoal filter included
Washable aluminium grease filters
Extraction and recirculation

DESIGN

2 halogen lamps
For wall mounting between furniture or as a stand alone unit


PERFORMANCE

660m³/h extraction rate
62dB(A) noise level

REASSURANCE

Charcoal filter included
Washable aluminium grease filters
Electronic saturation indicators
Extraction and recirculation

DESIGN

2 halogen lamps
For wall mounting between furniture or as a stand alone unit


PERFORMANCE

410m³/h extraction rate
62dB(A) noise level

REASSURANCE

Charcoal filter included
Washable aluminium grease filters
Extraction and recirculation

DESIGN

2 halogen lamps
For wall mounting between furniture or as a stand alone unit



EFG70023S



70cm canopy hood.

- Electronic variable 3 speed slider control

| PERFORMANCE |
|--|
| 620m ³ /h extraction rate |
| 68dB(A) noise level |
| REASSURANCE |
| Washable aluminium grease filters |
| Extraction and recirculation |
| Optional charcoal filter for recirculation (EFF70) |
| DESIGN |
| 2 halogen lamps |
| For installation into an island chimney, wall or corner unit |
| Main colour: Grey |



EFG50022S



52cm canopy hood.

- Electronic variable 3 speed slider control

| PERFORMANCE |
|--|
| 320m ³ /h extraction rate |
| 64dB(A) noise level |
| REASSURANCE |
| Washable aluminium grease filters |
| Extraction and recirculation |
| Optional charcoal filter for recirculation (EFF70) |
| DESIGN |
| 2 x 40W neon lights |
| For installation into an island chimney, wall or corner unit |
| Main colour: Grey |



EFI60013S



60cm integrated hood.

- Variable 3 speed slider speed control
- Twin motors for high performance
- Extended vapour guide

| PERFORMANCE |
|--|
| 510m ³ /h extraction rate |
| 66dB(A) noise level |
| REASSURANCE |
| Washable aluminium grease filters |
| Electronic saturation indicators |
| Extraction and recirculation |
| Optional charcoal filter for recirculation (type 29) |
| DESIGN |
| 2 x 40W neon lights |
| Installation between furniture 60cm wide |
| Main colour: Grey |



EFI60012S



60cm integrated hood.

- Variable 3 speed slider speed control
- Extended vapour guide



| PERFORMANCE |
|--|
| 320m ³ /h extraction rate |
| 65dB(A) noise level |
| REASSURANCE |
| Washable aluminium grease filters |
| Extraction and recirculation |
| Optional charcoal filter for recirculation (type 29) |
| DESIGN |
| 2 x 40W neon lights |
| Installation between furniture 60cm wide |
| Main colour: Grey |



A range of hoods manufactured by the Electrolux Group, designed to complement your AEG-Electrolux kitchen appliances.

EFB675X
EFB975X
EFB175X

EFB60X
EFB90X



Stylish stainless steel splashbacks to complement stainless steel range of ovens, hobs and hoods.

- 75cm high
- Available in 60cm width (EFB675X)
- Available in 90cm width (EFB975X)
- Available in 100cm width (EFB175X)

Stylish stainless steel splashbacks to complement stainless steel range of ovens, hobs and hoods.

- 70cm high
- Available in 60cm width (EFB60X)
- Available in 90cm width (EFB90X)



Range cooker hand finished to perfection.

COMPETENCE C41022GM

100cm professional style dual fuel range cooker with double oven.

- Multifunction main oven provides a host of cooking functions for you to control the desired result
- Diamond glazed enamel interior - ultra smooth enamel for easy cleaning
- A powerful wok burner, perfect for stir fries
- Cast iron pan supports and griddle for a professional appearance
- Safety gas cut off using thermocouples ensures perfect safety

CONTROL

Rotary controls

Fully programmable timer for main oven

HOB FEATURES

1 triple crown wok burner, 1 rapid burner, 1 semi rapid burner and 1 simmer burner

Cast iron griddle with 2 Hilight® heat zones

MAIN OVEN FEATURES

Conventional cooking

True fan - Ventitherm®

Base heat finishing and top heat browning

Rotitherm roasting

Speedcook function

Single circuit variable grill

SIDE OVEN FEATURES

Conventional cooking

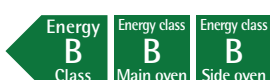
Single circuit variable grill

Base heat finishing and top heat browning

DESIGN

Isofront® double glazed doors

C41022GM: Stainless steel



COMPETENCE C41022Vm



100cm professional style electric range cooker with double oven.

- Multifunction main oven provides a host of cooking functions for you to control the desired result
- True fan - Ventitherm® - ensuring no transfer of flavours so you can cook sweet and savoury together
- Diamond glazed enamel interior - ultra smooth enamel for easy cleaning
- Hilight® cooking zones reach full heat in less than 5 seconds, saving energy

CONTROL

- Rotary controls
- Fully programmable timer for main oven

HOB FEATURES

- 1 multi-purpose Hilight® zone, 1 triple Hilight® zone, 2 single zones and 1 dual zone

MAIN OVEN FEATURES

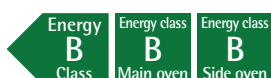
- Conventional cooking
- True fan - Ventitherm®
- Base heat finishing and top heat browning
- Rotitherm roasting
- Speedcook function
- Single circuit variable grill

SIDE OVEN FEATURES

- Conventional cooking
- Dual circuit variable grill
- Base heat finishing and top heat browning

DESIGN

- Isofront® double glazed doors
- C41022Vm: Stainless steel



COMPETENCE C41029Gm



90cm professional style dual fuel range cooker with large oven.

- Multifunction main oven provides a host of cooking functions for you to control the desired result
- Diamond glazed enamel interior - ultra smooth enamel for easy cleaning
- A powerful wok burner, perfect for stir fries
- Cast iron pan supports and griddle for a professional appearance
- Safety gas cut off using thermocouples ensures perfect safety

CONTROL

- Rotary controls
- Fully programmable timer for main oven

HOB FEATURES

- 1 oval, 1 rapid, 1 semi-rapid and 2 simmer
- 1 wok burner

MAIN OVEN FEATURES

- Cast iron pan supports
- Conventional cooking
- True fan - Ventitherm®
- Base heat finishing and top heat browning
- Rotitherm roasting
- Speedcook function
- Single circuit variable grill

DESIGN

- Isofront® triple glazed doors
- C41029Vm: Stainless steel

