

All our laundry appliances offer superb features and benefits.

They all use our unique Siemens digital sensing technology and totalTextile Management system. Their display panels show the progress of the machine through the different programme stages. They have large capacities and can be cold filled. They also sport hydroSafe leak protection and are sound engineered for an extremely quiet operation.



totalTextile Management

Today's models incorporate a host of features to help you manage the range and complexity of modern textiles. We sum it up as totalTextile Management. This means that our sophisticated sensors and programme options enable all washable textiles to be washed, and dried, efficiently, effectively and safely from the very first rinse to the last second of drying. Home laundry has never been so advanced.

Inverse logic

This function gives a faster wash regardless of the programme selected. It is designed to fit with modern living, where lightly soiled clothes are washed more often at lower temperatures.

autoLoad

No half measures here – this sensor determines precisely what load is being washed and adjusts the programme accordingly. So there's no need for a half load button, just select your programme of choice and hit start.

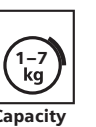
The display panel

The display panel makes using these appliances so simple. The machines show their progress through the different programme stages.



Large drum capacity

The increased drum technology of the 7kg models now provide a huge 55 litres of space, perfect for caring for the larger wash load.



Capacity



Large porthole door

The large 30cm and 32cm door opening, allows easy loading of the larger 7kg loads.

As you'd expect, our machines take full advantage of the latest in **technology and innovation.**

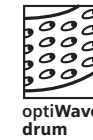
The touch control technology found on the fascia of our new washing machines is a world first for laundry products. Durable and easy to clean, the buttons offer you precision control with just the lightest of touches.



optiWave Drum

The new optiWave drum system features a number of unique innovations that make it highly efficient, gentle and time saving. The extra large stainless steel inner drum sits in a machine that will slide comfortably into a standard under the counter gap, without sticking out. The 55 litre capacity lets you wash bigger loads less frequently, although we recommend no more than 7kgs for crease free perfection. You can even wash bulky items like blankets, bedspreads, duvets, curtains and even those unwieldy down-filled ski jackets.

The groundbreaking paddles have been designed to be asymmetric. The steep edges create powerful forces for heavy duty work, the shallow edges allow your clothes to glide gently around the drum, while the surface of the drum itself has been sculpted into a raindrop pattern that emulates the shape of the paddles to offer even more potent yet gentle treatment.



rainFlow

A two-way water in flow system called rainFlow, allows for rapid soaking, reducing the dry friction within the drum to protect delicate fabrics. This smart water flow system gives a constant flow of up to 4 litres per minute, which reduces soaking time, saves water and improves the distribution of water and in turn the detergent throughout all the clothes. The asymmetric paddles distribute the water and detergent mix around the drum faster for a more effective wash performance using less water and detergent.




Self cleaning dispenser

The new self-cleaning detergent tray has been completely redesigned. Specially positioned jet-inlet sprays force water into the tray on every wash, rinsing away any left over powder or tablet residue.

Energy efficiency class A

To say that our machines are very economical to use and save on electricity is something of an understatement. All our washing machines boast an energy performance level that is 10% better than the standard for class A. 10% more efficient models use 0.17 kWh/kg below the threshold value of 0.19 kWh/kg compared to the lowest energy value for class A.



Washing clothes shouldn't be a chore. That's why we offer you several **specialist programmes and options** to choose from.

With so many different textiles, colours and designs available in the world of fashion, having programmes to suit your varying wash loads has never been so important. Far from being a chore the new range of wash programmes really does put you in control at the touch of a button.



Ultimate woolCare

Removing the need for hand washing your favourite woollen items. This is a gentle cradle system that treats delicate wool and cashmere with the utmost care throughout both the washing and spin drying process.



Wool handwash programme



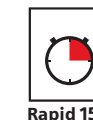
Easycare dark

A programme designed for lightly soiled dark laundry. The gentle wash action protects the colours, no "bleeding" and with the special optimised spin cycle, reduces creasing. An extra rinse cycle ensures thorough removal of detergent residue that can cause fading.



Rapid 15 (for 2kg lightly soiled load)

Never again find that your favourite outfit isn't ready to wear. Washed in 15 minutes, this is the perfect quick wash when you're really, really in a rush.



Rapid 15

Intensive wash

More intensive wash loads to deal with, simply select the intensive wash option to extend wash times and provide "A" class wash results.

Power wash

5kg washed in 60 minutes, delivering "A" class wash performance.

Outdoor programme designed to protect and preserve all your outdoor clothing

The extended rinse cycles of the outdoor wear programme ensure complete removal of even the most ground in dirt.



Outdoor

Less ironing

Selected, this option changes the spin profile to provide a gentler spin preventing heavy creasing whilst still removing the optimum amount of water for easier drying.



Less ironing

Shirts/Blouses

Work or school, so many of us wear shirts on a daily basis. This dedicated programme designed to wash 7 shirts at a time, has been specifically created to wash with care. Reducing wash agitation and spin to ensure creasing is reduced making the way for easier ironing.



Shirts/Blouses

At Siemens, quality, safety and the environment mean a great deal.



Tried and tested

All our washing machines and our washer dryer are 100% tested during production for safety, function and noise. Door hinges and metal door catches are tested to open a minimum of 20,000 times: that's equal to 48 years use – whilst one door was tested for up to 60,000 uses. Furthermore, 98% of all components in our washing machines are recyclable.

hydroSafe

It's comforting to know that most Siemens washing machines are guaranteed to be 100% leak proof. If ever a leak occurs, the sensor shuts down the machine immediately.



Multiple water protection

All our machines are fitted with a supply hose designed to withstand 7 times normal water pressure. They also have overflow prevention in the event of a malfunction of the machine, safe water circulation through the appliance interior and electrical locking on the porthole to prevent it being opened unintentionally.



Stainless steel inner drum

Made from stainless steel the inner drum is securely encased in the outer drum. The outer drum is made of polynox, a material used extensively in the aerospace and automobile industry, where strength and longevity are essential. This special material does not rust and helps to maintain heat within the drum for efficient energy usage.

Energy and water saving

All our washing machines have an energy performance level of 10% better than the standard for class A and precise load recognition technology that will adjust the amount of water needed according to the size of the load. That's why our washing machines use only 7 litres of water per kg of dry laundry. 10% more efficient models use 0.17 kW/kg below the threshold value of 0.19 kW/kg.

