

NO. 10

OCTOBER 1984

INTERNATIONAL CAMELLIA JOURNAL

国際ツバキ会誌

KOKUSAI TSUBAKI KAISHI
LE JOURNAL INTERNATIONAL DU CAMELLIA
RIVISTA INTERNAZIONALE DELLA CAMELLIA
INTERNATIONALE ZEITSCHRIFT FÜR KAMELIEN
REVISTA INTERNACIONAL DA CAMELIA
INTERNATIONAL CAMELLIA TIJDSCHRIFT



AN OFFICIAL PUBLICATION OF THE INTERNATIONAL CAMELLIA SOCIETY

東明社出版



The International Camellia Society

was inaugurated in 1962 with the following motives:

1. To foster the love of Camellias throughout the world, and to maintain and increase their popularity.
2. To undertake historical, scientific and horticultural research in connection with Camellias.
3. To co-operate with all national regional Camellia Societies and with other Horticultural Societies.
4. To disseminate information concerning Camellias by means of bulletins and other publications.
5. To encourage a friendly exchange between Camellia enthusiasts of all nationalities.



The International Camellia Journal

No. 16 OCTOBER 1984

An Official Publication of The International Camellia Society
DIRECTORS AND OFFICERS OF THE SOCIETY 1983-1985

PRESIDENT

Mrs Violet Lort-Phillips, Channel Islands

VICE-PRESIDENTS

Mrs Violet Stone, Baton Rouge, USA

Mr. John Tooby, Worcester, England

Mr. Eric Craig, Sydney, Australia

Mr. Tom Savage, Wirlinga, NSW, Australia

PATRON

REGIONAL DIRECTORS

Africa

Mr Leslie Riggall, South Africa

America

Mr Lewis Fetterman, North Carolina

Mr Thomas Perkins III, Mississippi

Mr William D. Stewart, California

Asia

Dr Kaoru Hagiya, Japan

Mr Yoshiaki Sakakura, Japan

Australia

Mr John Alpen, New South Wales

Mr Ray Garling, Victoria

Dr John Pedler, South Australia

France

M. Claude Thoby, Nantes

M. Jean Laborey, Paris

Italy-Switzerland

Dr Antonio Sevesi, Milan

New Zealand

R. H. Clere, Taupo

Portugal

Sr José Gil de Ferreira, Santo Tirso

Spain

P^o Castellana 213, 28046, Madrid

United Kingdom

Lady Anne Cowdray, Wiltshire

Miss Cicely Perring, Sussex

Mr David Trehane, Cornwall

Other Regions

Mme Ghislaine de Bisschop, Belgium

Mrs M. G. Reynolds, Channel Islands

EXECUTIVE CHAIRMAN

Miss Cicely Perring, Sussex

SECRETARY

Mr David J. Davies, Trentham, Mead Road, Chislehurst, Kent BR7 6AD

TREASURER-MEMBERSHIP-REGISTRAR

Mrs Joan Bowskill, 193, Ashburnham Road, Hastings, E. Sussex,
TN35 5LL

EDITOR

Mr Kenwyn Clapp, Colebrook House, Plympton, Plymouth, England

INTERNATIONAL REGISTRAR FOR THE GENUS CAMELLIA

Mr Tom Savage, Hawksview Road, Wirlinga, NSW, Australia

A message from the President	3
Editorial	5
I.C.S. Membership Table	79
Financial Statements	80
Membership Lists	80

PEOPLE AND EVENTS

New Society Officers	6
Tributes to the late Owen Gregory Moore	R. H. Clere and Eric Craig 7
A letter of Introduction & Greetings, Kunming	H. A. Fraser 10
Address of Welcome	Prof. Tan Peisung 11
Dedication of the Camellia Garden, Kunming	Thomas J. Savige 12
The Brighton Congress 1985	35
A letter of Appreciation	Mr. and Mrs. B. McRee 41
The U.K. Conference, Newquay	Margaret Perkins 58
I.C.S. Exhibits at R.H.S. Shows 1984	Joyce Wyndham 67
The Oporto Camellia Exhibition	Clara de Seabra 70
A review of the book "Camellias"	Thomas Perkins III 72

CAMELLIAS ARE TRULY UNIVERSAL

Yunnan Camellias	Feng Guomei 13
Camellias in China	Thomas J. Savige 32
The Camellias sent from Europe to China	John Tooby 34
A report on <i>reticulatas</i> in America	Thomas Perkins III 36
Camellias in Hong Kong	Thomas J. Savige 38
Thirty years of Camellia growing in Italy	Dr. Antonio Sevesi 43
Camellias in Northern Ireland	John Matthews 50
Camellias in South Korea	John T. Gallagher 51
The Camellia scene in New Zealand	Jim Hansen 53
The Camellia and the Sword	Prof. Kaoru Hagiya 55
The Melbourne Camellia scene	Ray Garling 63
Camellias in North Wales	Lady Cynthia Postan 68
Camellias in Germany	Peter Fischer 73

CULTURE AND RESEARCH

Seedling breeding with <i>Camellia chrysantha</i>	Miss Xia Lifang 18
The Reeves Paintings	John Tooby 20
Review and Development of <i>Camellia reticulata</i>	Prof. Te-Tsun Yu 21
The cutting graft method of propagation	A. E. (Peter) Campbell 25
<i>Camellia reticulata</i>	Milton H. Brown 27
Problems of Oriental Nomenclature	Thomas J. Savige 41
The cultivar names of <i>Camellia japonica</i> in the first half of the 17th century	Yoshiaki Andoh 45
<i>Camellia luteoflora</i>	Chang Hungta & Zeng Fanan 57
Yellow <i>Camellia japonica</i>	William W. Donnan 62
The "Girls" updated	Sir Peter Smithers 65
Further updating on these "Girls"	John Alpen 66
<i>Camellia chrysantha</i>	Paul Harkey; Julius Nuccio and Eric Craig 71
Nomenclature report	Thomas J. Savige 74
Miniature hybrids	Thomas J. Savige 75

Cover: *A reproduction of the cover of a charming brochure issued in English by Kunming Botanical Garden. A note within says, "Yunnan Camellia, the finest flower under Heaven; the best of the famous flowers of Yunnan and widely cultivated as early as the Ming Dynasty".*

Message from the President

Message adressé par le Président

Mensaje del Presidente

Messaggio del Presidente

MRS. VIOLET LORT-PHILLIPS

President, International Camellia Society

Firstly, I must thank the Board, our Executive Committee, and all those in every region who give generously of their time and support to the Society, and to members everywhere for their helpful advice. Without the active participation of all our members, we cannot grow; as gardeners, we know the importance of a good root system followed by steady growth.

There will be more detailed reports in the Journal of our activities and pleasurable events, in which many of us have been fortunate enough to participate.

I would like to emphasise the importance of the scientific work of our Patron and Past-President, Tom Savige, who has taken on, and is completing the work of Dr. Philbrick in editing and updating the Nomenclature lists of species and varieties of *Camellia*. He has been helped by many people: our American colleagues; Mr. Yoshiaki Andoh and Mr. Goro Imure of Japan; Dr. Antonio Sevesi of Italy; Mr. Robert Gimson of Spain; and Messrs. Charles Puddle and John Tooby of Great Britain. The Board of the Society is considering what financial support can be given towards the cost of publication of this work, and we should be glad of members' suggestions for sources who would be willing to assist us in this direction. This is an international enterprise of importance that has occupied many of our members for years, and it would be a great loss to the horticultural world if this project should fail through lack of funds.

'Gardens of Friendship' — China, March 1984

I do not think the forty members who travelled to China will ever forget their journey. They took between them 128 *Camellia* cultivars and countless gifts of seeds, books, and the presentation plates with a picture of *Camellia* 'Anemoniflora' (introduced from China in 1816-1831) from the R.H.S. 'Reeves Collection'. We flew to Kunming where the first 'Friendship Garden' was planted. The Director Emeritus, Professor Wu Cheng Yi was, unfortunately, in hospital but we shall not forget our hosts, the

Vice Director, Dr. Zhang Aoluo and his staff at the Kunming Botanical Institute, who arranged the interesting Conference, smoothed out any difficulties and made everyone welcome. The warmth and the hospitality we received there was echoed at the Botanical Institutes and gardens visited at Chengdhu, Wuhan, Nanjing, and Shanghai; and by the Abbott of the Buddhist Monastery on the Sacred Mount Emei. Unfortunately, the rain made it too difficult for all of us to climb up the many steps of the mountain but twenty intrepid members watched our U.K. Director, Lady Anne Cowdray, plant the first of the *Camellia japonica* to be 'returned to the wild' in a garden that was made there to commemorate the occasion.

Our extensive itinerary did not permit us to see and do all that we should have wished but our brief visit has whetted our appetites to return, and travel at a more leisurely pace. We are all indebted to our leader, Harold Fraser of Australia, for the imaginative concept of the 'Gardens of Friendship'. He prepared the way and established a 'rapport' with our hosts and the Directors of China International Travel. This was the fruit of years of planning, energy and hard work. Our thanks to Harold, his wife Dorothy, and their helpers for making this journey possible. Thanks too, to Mr. Milton Brown, former Director I.C.S. of Georgia, U.S.A. for arranging the visits to Nanking Botanical Institute and to Shanghai Botanical Gardens and Institute. We came away full of admiration for the people, the plants and the wonderful country. We were inspired by the work of the Institutes and imbued with the concept of evaluating trees and plants for their use as well as their beauty. Also present were the Head of Chancery at the British Embassy in Peking, Mr. A. C. Galsworthy and Mrs. Galsworthy, who added official lustre and were much admired for their fluency in speaking Mandarin.

On my return, I joined the I.C.S. members at Newquay, Cornwall in April. We visited the Truro Show and saw many splendid gardens.

With new eyes, I noted the richness of colour, foliage, scent and form that grew in our temperate climate, and counted our blessings; but should we not explore some of the practical uses of Camellia which are practised in the East?

Brighton Congress in 1985

We hope to have the pleasure of seeing many of you at Brighton in May next year, from 9th to 14th. The date has worried us all as, due to the administrative difficulties, it was impossible to get a firm date when required.

After the Congress, it is intended that our members will visit the famous Chelsea Flower Show. I must assure those who feel they will not see their favourite flowers at that time of year, that Camellias are still making a brave show as I write. I thought of taking some fine blooms of C. 'Elsie Jury' to Chelsea this year — who knows what we shall do next year. We are fortunate in being able to plan exciting projects for the future. The horticultural world can be explored, new species discovered, our lives enriched. I look forward to greeting old friends and making new ones.

Communication de Madame le Président

MRS. VIOLET LORT-PHILLIPS

Tout d'abord je voudrais remercier les membres du Conseil et du Comité Exécutif et tous ceux dans chaque région qui se sont dévoués aux intérêts de notre Société soit par leur service soit par leur support, ainsi que les membres qui nous ont offert leur avis et leurs commentaires. Sans la collaboration active de tous nos membres nous ne pouvons pas croître; et comme nous sommes tous jardiniers nous sommes conscients de la valeur d'un bon enracinement et de la croissance qui suit.

Dans notre Journal vous trouverez des rapports plus détaillés sur nos activités aussi sur d'autres événements agréables dans lesquels plusieurs de nous ont eu l'opportunité de participer.

Je voudrais insister sur l'importance du travail scientifique que notre Président, Tom Savige, a entrepris et qui mènera à fin les efforts du Docteur Philbrick pour éditer et mettre à jour nos Listes de Nomenclature d'espèces et de variétés de Camélia. Plusieurs ont prêté leur concours à M. Savige: nos collègues en Amérique; MM Yoshiaki Andoh et Soro Imure du Japon; le Docteur Antonio Sevesi d'Italie; M. Robert Gimson d'Espagne; MM Charles Puddle et John Tooby de la Grande Bretagne. Le Conseil s'occupe de la question quant au support financier que notre Société pourrait donner à la publication éventuelle de cette oeuvre et nous serions heureux de profiter des propositions que nos membres pourraient faire quant aux moyens possible pour obtenir l'argent nécessaire. Nous sommes une entreprise internationale d'une certaine importance qui, depuis longtemps, a bénéficié de l'intérêt et l'expertise de nos membres et ce serait une grande perte à l'horticulture si ce projet n'était pas pleinement réalisé.

"Jardins d'Amitié" — En Chine, mars 1984

Sûrement, les 40 membres qui firent le voyage en Chine retiendront pour toujours le souvenir de leur visite. Dans leurs baggages ils ont apporté 128 divers boutures de Camélia, une masse de graines pour cadeaux, des livres, et les plaques de présentation avec un tableau de Camélia Anemoniflora (importé de la Chine en 1816-1831) provenant de la Reeves Collection de la Royal Horticultural Society de Londres.

Nous sommes descendus de l'avion à Kunming pour établir le premier "Jardin d'Amitié". Très malheureusement, le Directeur-émérite Professeur Wu Cheng Yi était malade et nous sommes très reconnaissants à nos hôtes le Docteur Zhang Aoluo, Directeur-adjoint, et ses collègues à l'Institut Botanique de Kunming qui ont organisé une conférence très intéressante, ont surmonté tous les problèmes et ont chaleureusement accueilli tout le monde. Cette amitié et hospitalité se trouva aussi aux institutions botaniques et aux jardins que nous avons visité à Chengdhu, Wuhan, Nanjing et Shanghai, et également aux mains de l'Abbé du monastère Buddhist au Mont Sacré d'Emi. Ici, hélas, la pluie empêcha quelqu-uns de nous de faire face au grand nombre de marches pour arriver au jardin sur le montagne où, enfin, une vingtaine de notre groupe ont assisté à la plantation, dans un jardin spécialement préparé pour marquer l'occasion, par Madame le Directeur Britannique Lady Anne Cowdray, du premier des Camélias Japonica à être ainsi remis à leur "état sauvage".

Notre très long itinéraire ne nous a pas permis de voir, ni de faire, tout ce que nous aurions voulu, mais notre brève visite nous a donné le goût d'y retourner à loisir. C'est à notre

conducteur, Harold Fraser d'Australie, à qui nous devons la conception, très à propos, des Jardins d'Amitié. Il en fut le pionnier et réussit à établir des relations amicales avec nos hôtes et avec les directeurs de China International Travel. Notre visite était le résultat de quelques années de préparation et de son dévouement et indéfatigable travail. Nos vifs remerciements à lui et à son épouse Dorothy et leurs aides — c'est la combinaison de tous leurs efforts qui a fait ce voyage possible. Nos remerciements aussi à M. Milton Brown, ancien Directeur de la International Camellia Society of Georgia E. U. qui organisa les visites à L'Institut Botanique de Nanking et à l'Institut Botanique et les Jardins à Shanghai. Nous quittons ce merveilleux pays avec une profonde admiration pour ses plantes et son peuple. Nos étions très impressionnés par le travail fait par ses Instituts et par leur conception d'évaluer l'horticulture par raison de son utilité aussi bien que la beauté de ses produits.

Monsieur A. G. Galsworthy, chef de la chancellerie de l'Ambassade Britannique à Pékin, et Madame Galsworthy, ont assisté aux cérémonies ce qui a ajouté une autre distinction renforcée par leur facilité admirable avec la langue chinoise.

A mon retour en Angleterre j'ai fait avec nos membres de Newquay en Cornouailles, une belle promenade dont le but était de visiter l'exposition horticole à Truro et divers

magnifique jardins privés. Après la visite en Chine j'ai pu apprécié de nouveau la richesse de couleur, le feuillage, le parfum et la forme qui se produisent dans notre climat doux et j'ai bien constaté les avantages dont nous jouissons. Enfin, devrions-nous peut-être explorer des usage du Camélia d'ordre pratique, ce qui se fait actuellement en Orient?

Le Congrès à Brighton 1985

Nous espérons pouvoir accueillir beaucoup de nos membres au congrès à Brighton qui aura lieu le 9 au 14 mai 1985, malgré les difficultés que nous avons rencontré pour fixer ces dates, notre intention étant qu'après le congrès nos membres pourraient visiter le fameux Chelsea Flower Show à Londres. Puis-je assurer ceux qui doutent s'ils verront leurs fleurs favorites à cette saison de l'année que les camélias se présentent encore très bien à ce moment là. En fait j'avais l'intention d'exposer à Chelsea cette année de très beaux spécimens de C. Elsie Jury — qui sait, peut-être l'année prochaine...

Nous sommes vraiment très heureux de pouvoir préparer de nouveaux projets pleins d'intérêt pour l'avenir. Le monde d'horticole est à explorer et de nouvelles espèces à découvrir et ainsi enrichir la vie. Je me réjouis d'avance de revoir les vieux amis et d'en rencontrer des nouveaux.

Editorial

Editorial

Editorial

Editoriale

As forecast in last year's Journal, the Society's principal event in 1984 was the visit of Society members to China. What has been called a mini-convention was held in Kunming where a 'Garden of Friendship' was planted and a time capsule interred. In order that Society members, who were not able to make the journey, may nevertheless enjoy something of the spirit of this unique expedition, there has been grouped together in this issue of the Journal the letters and speeches of introduction, the description of the members journeying and the papers read, both by Society members and by their Chinese hosts. The Society is particularly indebted to the latter for their kind welcome

and to group leader Harold Fraser for his inspiration in conceiving the idea and for his enthusiasm in carrying it out.

The Society is also grateful to all the other contributors to the Journal. Without their willingness to take the time and trouble to put pen to paper, no journal would be possible. Although there is an emphasis this year on Camellias in mainland China, readers will be reminded of the universality of the Camellia by articles on Camellias in places as far apart as Japan, Korea, Northern Ireland, Hong Kong, Italy, New Zealand, Australia, North Wales, the U.S.A., Portugal, Germany and the U.K.

New Society Officers

Nouveaux membres du bureau de la société

Nuevos funcionarios de la Sociedad

Nuovi dirigenti dell'Associazione



Regional Director for New Zealand

Richard Howard Clere, a member of the International Camellia Society since 1962, is the Immediate Past President of the New Zealand Camellia Society and on his retirement from the Presidency was made an Honorary Life Member of this Society. He became interested in camellias some 26 years ago, through a chance meeting with Colonel Tom Durrant and has been an enthusiastic grower and exhibitor ever since. With his wife Jean, he farmed on the lower slopes of Mount Egmont, Taranaki, where he established a landscaped garden, featuring camellias in the main but also rhododendrons, azaleas, flowering cherries and magnolias. It was while here he found and propagated the *Aspasia Macarthur Sport* which he named for his wife Jean. Indifferent health put an end to farming activities and in 1970 he moved to Lake Taupo transporting over 100 tubbed camellias in a large cattle truck to form the nucleus of a new garden.

He has been Chairman of 2 different Branches of the New Zealand Camellia Society and on the Council of this society for over 20 years. He is both an Accredited Judge of the N.Z. Society and the American Camellia Society and has been Chief Judge several times at the New Zealand National Shows. In 1979 he succeeded the late Owen Moore as President of the New Zealand Camellia Society holding this office for 4 years and during this period attended International Camellia Society Congresses in Japan, Channel Islands and Sacramento as Mr Moore's deputy.



New Director from Jersey, C.I.

After living in many parts of the United Kingdom and in the Bahamas, Mayda Reynolds settled in Jersey where she has been for the past 30 years. Her present home is on the southern coast of the island in an 8 acre garden which was planted 60 years ago. It contains a variety of shrubs and trees which are well protected from northerly winds by granite cliffs and woodland. A stream cuts across the lower lawn to the sea a few yards distant. The old camellias in the garden comprise 10 large japonicas, a *reticulata* and two *sasanquas*. Young camellias are now being collected for which there is plenty of space in this garden.

Mayda says that she joined the I.C.S. at a lecture given by our President and the late Barbara de Veulle in order to learn about her old camellias but that this original interest quickly developed into an absorbing study of camellias generally. Her first Congress was in Jersey followed by the Sacramento Congress which she says was a wonderful experience. She has also attended and enjoyed the recent U.K. meetings in Nottingham and Cornwall.

The Society welcomes her as the new Director for "other regions" and we are sure that her enthusiasm for the camellia and for the Society will enable her to make a useful contribution as a Director.



Membership Representative for Australia

Nance Swanson is well known to a great many Society members both in Australia and in other regions. She has been growing Camellias for over 20 years and for the last 15 years has been a member of the Australia Camellia Research Society. She attended the I.C.S. Congresses in Spain and Jersey in 1981 and in Sacramento in 1983. In 1981 she took over the responsibilities of the Secretary of the I.C.S. from Harry Churchland and has now been appointed the I.C.S. Membership Representative for Australia. The Society is grateful to her for all the work she has done on its behalf in these two capacities. Apart from camellias she is very fully employed as the Secretary to the Manager in Sydney of Australia's largest financial Banking Institution.

Regional Director for Portugal

José Gil de Veiga de Carvalho Ferreira, the Society's Director for Portugal, was born at Santo Tirso, Portugal. He has a degree in Agronomy and has been keenly interested in Camellias for about thirty years. His particular concern is in Portuguese varieties and he has been trying to get together a collection of all varieties existing in Portugal since Camellias were first cultivated, i.e. from the 16th century onwards.

In 1981 he and his family were visited by members of the I.C.S. when he was invited to be the Director of the I.C.S. for Portugal which he accepted with much pleasure.

Although an amateur, he has already a



collection of about 140 varieties and is still interested in increasing his collection with new varieties introduced into Portugal by Camellia lovers and professional gardeners. Recently he has been trying to grow new varieties from seed.

He is always willing to welcome to his farm all Camellia lovers and members of the I.C.S. in particular, in order to exchange knowledge so as to improve and refine Camellia cultivation.

Owen Gregory Moore

*N.Z. Director,
International Camellia Society, 1974-1983*

R. H. CLERE

New Zealand members of the International Camellia Society were shocked and saddened to learn of the death of their Director and Membership Representative on the 1st November, 1983. At his funeral the officiating minister ended his eulogy with this quote from the Talmud: "There is no greater boon than to leave this world with the imperishable crown of a good name." Certainly no more fitting words could have been said about Owen Moore. His knowledge of camellias and his experience in administration, judging and growing has left a void that will be deeply felt in this country for a long time to come.

Leaving school soon after the outbreak of World War II, he joined the armed services and subsequently served in the Middle East and in the Italian campaigns. Upon demobilisation he joined the staff of the N.Z. Agricultural Department, taking a keen interest

in the horticultural developments that were being undertaken at the time. While employed in the Wellington office he met and subsequently married his charming wife, Jocelyn. A need arose for a manager for the family sheep farm and Owen accepted the challenge and on the property on the outskirts of Wanganui, the young couple built their lovely home, raised their two children and established a large camellia garden that in later years was to delight many of his camellia and horticultural friends, both from home and abroad.

Owen became involved in local bodies and horticultural activities, became President of the Wanganui Horticultural Society, Secretary and then Chairman of the local branch of the N.Z. Camellia Society. In this role he was automatically on the Council of the Camellia Society and it was while holding this office he first gained experience in holding conventions. Wanganui staged the National Show and Convention for the N.Z. Camellia Society in 1974 and at the conclusion of the conference Owen was elected to the Presidency of the Society. In the same year, on the retirement of Colonel Tom Durrant, he also became the International Camellia Society Membership Representative and Director for New Zealand. While holding these dual roles, Owen, almost single-handed planned the 1979 International Congress. By combining and joining in the activities of the N.Z. Convention and National Show, the International Camellia Society visitors from the United Kingdom, Europe, United States, Japan, South Africa and Australia, together with our own New Zealand members, were treated to a Convention, still considered by many visitors to be one of the best ever held. Based in Rotorua, famed for its traditional Maori entertainment, the visitors were treated to magnificent camellia gardens of members residing in the Rotorua and Bay of Plenty areas. True New Zealand hospitality by the various Branches of the N.Z. Camellia Society, and a coach tour of the principal camellia growing regions, provided more entertainment for the visitors.

Owen retired from the Presidency following this Convention and, in recognition of his outstanding service to the New Zealand Camellia Society and his contribution to the Genus Camellia, he was made an Honorary Life Member of the Society. In 1979 and again in 1982, Owen was nominated for the vice-presidency of I.C.S. but farm commitments prevented him from attending Conventions and he reluctantly declined the honour but

continued to look after the affairs of I.C.S. until his untimely death.

Owen Moore Will Be Missed

**New Zealand's I.C.S. Director and former
President of N.Z.C.S.**

International camellia-lovers have been shocked and saddened by the death of Owen Moore in November last year.

Deservedly one of the most popular and knowledgeable camellia enthusiasts in New Zealand, Mr Moore served as President of the national camellia society, and represented New Zealand as regional director of the International Camellia Society since 1975.

I did not have the good fortune to meet Owen. His life as a farmer, near Wanganui, made it difficult for him to travel overseas during I.C.S. Congress time, while I was unable to leave my work during New Zealand camellia time.

But he was a most ardent supporter of and generous contributor to the International Camellia Society, and its objectives. And every person I know who ever met him in New Zealand spoke glowingly of him.

Add up all of that: Owen Moore, camellia-wise and every other way, was surely the right man at the right time.

*Eric Craig
Vice President, I.C.S.*




友誼

The International Camellia Society expresses its grateful thanks for the helpful and friendly cooperation of the scientists of the Kunming Botanical Institute and to all who helped to make the Society's Congress and visit to China in 1984 such a memorable success.

The following are some of the addresses and papers delivered during the visit of Society members to China:

		Page
Introduction and greetings	H. A. Fraser	10
Address of welcome	Prof. Tan Peisung	11
Camellia garden dedication	Thomas J. Savige	12
Yunnan Camellias	Feng Guomei	13
Seedling breeding with <i>Camellia chrysantha</i>	Miss Xia Lifang	18
The Reeves paintings	John Tooby	20
Review and development of <i>Camellia reticulata</i>	Prof. Te-Tsun Yu	21
The 'cutting graft' method of propagation	A. E. Campbell	25
<i>Camellia reticulatas</i>	Milton H. Brown	27
Camellias in China	Thomas J. Savige	32
Camellias sent from Europe to China	John Tooby	34
A report on <i>reticulatas</i> in America	Thomas Perkins III	36
Camellias in Hong Kong	Thomas J. Savige	38
Postscript — A letter of appreciation	Mr. and Mrs. B. McRee	41



"Gardening" by Shen Chou (1427-1509).

A letter of introduction and greetings on behalf of the International Camellia Society

Lettre d'introduction et compliments au nom de la Société Internationale des Camélias

Carta de presentación y saludos de parte de la Sociedad Internacional de la Camelia

Lettera di introduzione e un cordiale saluto a nome dell'Associazione Internazionale della Camelia

H. A. FRASER

Group Leader, Kunming, Yunnan 1984

We bring greetings of friendship from many countries specially from the plantsmen and lovers of Camellia species in particular.

The Delegation Leaders, Mr and Mrs H. A. Fraser of Australia, first visited these parts in 1978 and expressed a desire to bring their friends and offered help in various ways; the staff of the Institute graciously accepted and expressed their genuine interest in such exchanges, visits and writings.

Plants and materials, seed and books were sent over from 1979 onward.

Mrs Dorothy Fraser, accepted the kind offer of the Institute for Camellia plant material, saying seed only could enter Australia with safety because of quarantine procedures.

The Vice Director, Dr Zhang Aoluo, kindly sent seeds of *Camellia chrysantha*, *Camellia forrestii*, *Camellia yunnanensis*, firstly to Australia then Japan and United States of America.

These have flourished, being greatly treasured. We hope they will flower soon (1984) to be incorporated in plant improvement programmes. These we greatly prize and are thankful for the work of the plant collectors of Kunming Institute.

Over many centuries of time China has freely given to the outside world plants of varying species which have enriched the beauty of the landscape and has promoted the entire welfare of mankind, being plants for food and used in commerce. We think of their value in the medical field and in the everyday life of people in the beverage, tea. Australia would have found great difficulty in development of its hinterland without tea as a staple beverage — still widely used.

At this pilgrimage we are reminded of a first impression we had in 1978 on being told we were the first western visitors for a very long time to come to these parts with knowledge of agriculture and plants. The reply to this generous statement is summed up in our conclusions, that we are convinced that as more and more informed people visit this area

of China ("The Kingdom of Plants"), a new conception of plant life and of the origin of many cultivars in day to day use will emerge.

It was at that period of time I felt something should be done to build up friendship in the world of plants with Chinese people.

My wife and I set out just to do this and how it has grown in concept and persons (70 in a little over 5 years).

1980 saw us bring a group of some ten Australians and here we renewed friendship and upheld our promises of 1978 that we "would return". This was a very great occasion for all and much useful exchange of information took place as well as being able to see some of the delights of Yunnan specially the Camellias in bloom.

Returning again in 1982 with a group of 18 with wider interests including two from United States of America we were able to venture down the Burma Road to Dali and see many wonderful displays of *Camellia reticulata* as well as climbing part way up famous Mount Chang Shang to see a very ancient Camellia perhaps several hundred years old which had recently suffered severe pruning. On this our third visit to the province of Yunnan arriving from Rangoon by air, our many friends greeted us and further discussed Camellia species. The *reticulatas* in the Institute gardens were in full bloom and presented a riot of floral perfection. Prior to departure our friends and our Host, Dr. Cuian Kaiyun, spoke at a farewell luncheon and presented my wife and me with a freshly hand painted picture of a branch of a Yunnan *reticulata* of great beauty executed by Professor Wu Cheng Yi in grateful recognition of our friendship and three visits, being their first western visitors. The painting on rice paper titled "Our Friendship with Australia is Blossoming", is a most appropriate work of art. (See colour section).

Yes it was truly blossoming for some 18 came and many expressed a desire to re-visit on a future occasion.

By kind invitation in 1983 from the Vice

Director, Dr Zhang Aoluo, arrangements were made to plant a 'Garden of Friendship' and take part in a conference in Kunming during March, 1984.

After a great deal of preparation and consultation with the President of the International Camellia Society, Mrs V. Lort-Phillips, Mr Milton Brown of American Camellia Society, Mr John Tooby of Worcester, United Kingdom a Vice President, Mr Tom Savige of Australia, Past President and Patron and the help and advice from my wife and Mr A. E. Campbell of Australia this present visit has been made possible: being our 4th. During November 1983 it was necessary for me to visit Beijing to finalise all arrangements with China International Travel and Professors Tang Pei Sung and Te Tsun Yii of the Institute of Botany Academia Sinica, Beijing to complete conference arrangements and all details for this historic occasion.

We are now here assembled, some forty in number being representative of no less than twenty countries in the early spring (1984).

We have come to do something tangible, in a small way to repay and thank the people of China for the many horticultural and plant gifts to the western world over long periods of time. We do this using mainly the *Camellia* genus as a token. Our plantings in the various gardens in Yunnan and Sichuan province are cultivars derived from the early plants to leave

China and improved, growing in the Homelands of Delegates.

They have brought a wide selection of *Camellia japonica* and *Camellia reticulata* of great beauty to grow side by side with ancient plants, some being centuries old.

The Congress in which the overseas visitors are afforded opportunity to renew friendship, build new ones, exchange knowledge and promote goodwill and understanding is of historic importance being a further milestone on the friendship trail.

A full list of all those taking part, signed in person giving the *Camellia* names is appended.

Plaques unveiled by visitors record details and copies of engravings placed in a capsule for historic records. A Time Capsule will be sealed and contains greetings from far and wide. Also full details of the build-up of association since 1978 with China. It will be placed in the Garden.

Many plant expeditions to these areas from the outside world from western countries was a feature in the 1800's through to the early 1920's.

This group is one of the modern world of dedicated plantmen appreciating first the value of past association, wishing to continue good friendship into the future.

The *Camellia* Garden of Friendship is a small tribute to the Chinese Nation presented by people of International Goodwill.

An Address of Welcome to I.C.S. Group

Message de bienvenu adressé du Groupe I.C.S.

Un discurso de bienvenida al Grupo de la I.C.S.

Discorso di benvenuto al gruppo dell'I.C.S.

PROFESSOR TAN PEISUNG

Institute of Botany, Academia Sinica, Beijing

At Green Lake Hotel, Kunming, Yunnan, P.R. China, 29 February 1984

*Welcome to Mr and Mrs H. A. Fraser
of Wagga Wagga, Australia
on the occasion of their 4th visit
and to honoured members of
the International Camellia Society*

Please allow me as president of the Chinese Botanical Society to extend to you a very hearty welcome and sincere greetings for this momentous occasion being the planting and presentation of the **International Camellia Garden of Friendship**, and the convening of

the symposium on Camellias. I am certain the garden and this great occasion will go down in history as a fine example of the expression of mutual understanding and friendship between the people of all nations. In this respect you have set a precedent for others to follow.

Due to richness of China's vegetation, our country has long gained the euphonic title of the "Central Flowery Kingdom". Since ancient time China has been the dreamland of plant hunters, explorers, and professional botanists

from the outside world.

As a result, untold numbers of plants from this country, particularly from this very region where we are now gathered, have graced the gardens of all nations. The world has long acknowledged this in the words of the botanist E. H. Wilson who said "There is no landscape gardening in the world without the presence of Chinese flowers and plants."

This is high praise indeed. To the truly cosmopolitan and sympathetic mind, this does not seem enough. These words though gracious still leave something unfulfilled.

And today, you my dear friends, you have come with the precise purpose and aim for

that fulfilment. As ambassadors of friendship and goodwill some forty members of your Esteemed Society have travelled thousands of miles from all parts of the World to perpetuate those praising words, by the planting and presentation of the "Camellia Garden of International Friendship" right on the soil from where Camellias sprang. By this action you have canonised the recognition of China's contribution to the plant treasures of the outside world. What is more important this garden of International Friendship will stand as a monument for our common love of beauty of peace and mutual understanding.

Dedication of The Camellia Garden of International Friendship at the Kunming Botanical Institute — China

Inauguration du Jardin des Camélias de la Société Internationale des Amis des Camélias à l'Institut Botanique de Kunming - Chine

Ceremonia inaugural del Jardín de Camelias de la Amistad Internacional en el Instituto Botánico de Kunming, China

Inaugurazione del Giardino delle Camelie dell'Amicizia Internazionale presso l'Istituto Botanico di Kungming, in Cina

T. J. SAVIGE

Patron

An ancient Persian philosopher said "if you have two loaves of bread, sell one and with the proceeds, buy a rose". I would, of course, buy a camellia but the meaning remains the same. As bread is nourishment for the physical body so is the beauty of the rose or camellia, nourishment for the spirit.

An old Chinese proverb has it that to be happy for a day, get drunk; to be happy for a week, kill a pig; to be happy for a month, get married; to be happy for a lifetime, build a garden.

Mankind has continually sought and created beauty in all its forms; painting, sculpture, music, dance, the love of nature, flowers and gardens.

The history of gardening extends back beyond China's first gardening Emperor, the illustrious Chin Ming, who reigned about 2,700 years B.C. and was well developed over 5000 years ago when the Hanging Gardens of Babylon were constructed. Gardening encompasses everything from such mighty landscaping efforts to the small window-box and pot garden of the modern apartment dweller.

In the old monasteries and abbeys of mediaeval England, the gardens were practical

things including fruit and vegetables for food, plants with pharmaceutical properties, aromatic plants as insect repellants and deodorants, and flowers for beauty. Cottage gardens were common in the days of Shakespeare.

With the growth of the British Empire in the 18th and 19th centuries and the accompanying flow of wealth from the far East, considerable interest in horticulture was developed by the wealthy landed gentry who began to build large parks and gardens around their manors. Many of these were of the Arcadian or Paradise type with idealised layout, using water in fountains, lakes and canals and set in wooded surrounds.

However, it was not the wealth alone that flowed out of the East, but also a range of beautiful and novel plant material. Through the arrival of paintings and ceramics depicting exotic plants and flowers and the reports of the travellers, such as the surgeons Cunningham and Kaempfer, who were stationed at the trading posts in China and Japan, it was realised that some extraordinarily beautiful and unusual plants grew in these countries.

Some of these plants were brought back to Europe by the Captains of the East Indiamen clipper ships, but soon botanical plant hunters

such as Franz von Siebold, John Reeves, Dr. Abels, Robert Fortune and others began to work the areas of interest. This applied particularly to China which proved to have an abundance of horticulturally desirable plants, both natural species and horticultural cultivars developed over centuries of gardening.

This material, sent back to Europe by the plant hunters, caused a sensation in horticultural circles. Camellias, magnolias, rhododendrons, paeonies, chrysanthemums, dogwoods, viburnums, roses, deutzias, liliiums; the Dawn Redwood, the Dove tree and the Ginkgo; the list is endless.

The advent of this material caused a colourful change in the great English gardens, with masses of flowering rhododendrons and camellias backed by magnolias and other Chinese trees. This soon spilled over into Europe and North America where many other magnificent gardens were soon in being, so that there were developed some of the most beautiful gardens the world has seen, nowadays mostly open to the people, due to the activities of such bodies as the National Trust.

In Australia and New Zealand, where most homes include a private garden of some sort, the plants of China are grown by everyone.

However, one of the most remarkable introductions to the Western world from China was of recent years, and the material was made available at a very difficult period in China's recent history, through the helpful and friendly co-operation of the scientists of the Kunming

Botanical Institute. I refer to the advent of the Kunming Reticulatas.

It was not only because of the large and extraordinary contribution made by China over the past 200 years to the gardens of the world, but more specifically due to this very recent benefaction of the large group of *C. reticulata* cultivars, as well as a number of camellia species of great interest, that led Mr Harold Fraser of Wagga Wagga, Australia to make the suggestion that these facts should be recognised in a suitable manner.

This suggestion was put to the International Camellia Society at its recent Congress in Sacramento where it was agreed that Mr Fraser should investigate the possibility of planting a Garden of International Friendship at the Kunming Botanical Institute, as a small token and an expression of appreciation and gratitude owed to China for sharing the riches of her plant kingdom with the rest of the world.

Approval from China was quickly forthcoming and so today, on this site are gathered together representatives from most countries in which camellias are grown.

Therefore, before the assembled company I have much pleasure in dedicating this camellia garden, on their behalf, to the cause of lasting peace and enduring friendship between the peoples of China and those of the nations here represented.

May this work, here begun in amity, be conducted in harmony and completed in concord.

The Genus *Camellia Yunnanea* and Primitive Species of Yunnan *Camellia*

Le genre *Camellia yunnanea* et les espèces primitives de camélias du Yunnan

El género *camellia yunnanea* y especies primitivas de la camelia de Yunnan

Il genere *Camellia Yunnanea* e specie primitive de camelia dello Yunnan

FENG GUOMEI

Associate Scientist, Kunming Institute of Botany, Academia Sinica, Kunming, China

1. Chinese Historical Literature on the Genus *Camellia*

As early as the 11th century B.C. it was recorded that, when the Emperor Zhou-Wu sent an army to suppress the fatuous Emperor Shang Zhou, the participant hordes in Sichuan paid tribute in tea to the Imperial Court. The first copy of the Chinese *Materia Medica* records that Kutu (otherwise cha or tea) grew in

mountain valleys and beside mountain paths. It could survive severe winters and was picked in March. This demonstrates that, as early as the Zhou Dynasty, tea was used as medicine and beverage. In the Tang Dynasty (760-780 A.D.) an expert on tea, Lu Yu, wrote a book entitled "Scripture on Tea" in which he systematically summed up many valuable practical experiences gained during various Dynasties

and gave detailed accounts of the origin of tea, tea planting and the picking and processing of tea, with qualifications and effects of the water used for infusion. This is the earliest specialized writing which confirms China as the native country and original utilizer of tea.

India, a country with a long and ancient culture, had no writings on tea until the Italian priest, Giovanni Maffei, wrote about it in his book, "The Indian History".

From about the 8th century, as communications between nations were improved, the tea plant, its culture and the technique and lore of tea making and drinking, spread to Japan, Sri Lanka, India, Indonesia and Russia. From these countries it has spread to 40 or more other countries and districts. In modern times it has become one of the three staple drinks of the world.

With reference to the *Camellia*, China has had considerable experience and a long history of its culture and has bred many varieties and grown many species. In the Song Dynasty, about 1150 A.D., Xu Zhizhong wrote a poem in praise of the *Camellia*. His contemporary, Fan Chengda (1128-1193 A.D.) wrote a book in which *Camellias* are mentioned. More especially the author, Pu Song Ling (1640-1715 A.D.) from Shandong, wrote of it in his story entitled "Xiangyu" (fragrant jade) as follows:

"In the Abbey of Xiaqinggong on Mount Loshan there is a tree called Naidong (winter resistant) which attained the height of 20 Chi (7 metres)".

This is at the northern margin of the naturally occurring *Camellia* area (North Latitude 36°11'). In short, there are plentiful records concerning *Camellias* in historical documents in China.

2. A Survey of Systematic Studies of the Genus *Camellia*

The Swedish Botanist Carl Linnaeus first published *Thea* Linn and *Thea sinensis* Linn. in 1753. Later, in the same year, he published *Camellia* Linn. and *Camellia japonica* Linn. and these were adopted by later botanists.

W. T. T. Dyer (England) first divided the Genus *Thea* Linn. into two Sections: Section *Camellia* and Section *Thea*. (vid. H. K. f., Flora Brit. India 1 : 292-3, 1874). Pierre (France) added to the Genus *Thea* Linn., three Sections, namely: Section *Stereocarpus* Pierre; Section *Camelliopsis* Pierre and Section *Piquetia* Pierre (vid. Flora Forest Cochinchine 11 sub. t. 119, 1887). Cohen Stuart then added to the genus *Camellia* Linn. the Section *Theopsis* Cohen Stuart (vid. Med. Proefst. *Thea*, 40 : 66-73, 1916) and at the same time he re-aligned Genus

Calpandria Blume into Section *Calpandria* (Bl.)

In 1921 H. Hallier upgraded Section *Stereocarpus* Pierre as Genus *Stereocarpus* (Pierre) Hallier. Then Nakai (Japan) divided the Genus *Camellia* Linn. into five Sections (vid. Journal Jap. Bot. 16, 1940), upgraded the Section *Theopsis* Cohen Stuart and founded the Genus *Camelliastrum* Nakai.

Sealy (England) amalgamated all these Genera into Genus *Camellia* Linn. and founded 12 Sections within the Genus. (vid. "A Revision of the Genus *Camellia*" 1958) namely:

Archecamellia Sealy; *Stereocarpus* (Pierre) Sealy; *Theopsis* Cohen Stuart; *Camelliopsis* (Pierre) Sealy; *Piquetia* (Pierre) Sealy; *Thea* (Linn.) Dyer; *Corallina* Sealy; *Calpandria* (Bl.) Cohen Stuart; *Pseudocamellia* Sealy; *Heterogenea* Sealy; *Camellia* (Linn.) Dyer; and *Paracamellia* Sealy.

In China, Professor Hu Xianxiao published Genus *Yunnanea* Hu in "Acta Phytotax. Sin. 5, 1956". Later, however, Hu amalgamated it into Genus *Camellia* Linn.

In 1981 Professor Zhang Hongda of the Sunyatsen University, systematically studied the Genus *Camellia* in East Asia and in his "A Taxonomy of the Genus *Camellia*", 1981, divided it into 4 Sub-genera and 19 Sections. (See I.C.S. Journal 1983, p.69).

3. Geographical Distribution of the Genus *Camellia*

The Genus *Camellia* is native to East Asia. It ranges from East Longitude 85° to 150° and from North Latitude 37° to South Latitude 10°. It is distributed in China, Japan, Vietnam, Laos, Cambodia, Thailand, Burma, India, Bhutan, Sikkim, Nepal, Indonesia, Philippines and Malaysia. There are about 200 species in all. China with about 180 species makes up 90% of the species in the world. They are concentrated in South China, especially in the Provinces of Yunnan, Guangxi and Guangdong, all located near the Tropic of Cancer.

More than 70 species occur in Guangxi; 63 species and 5 sub-species in Yunnan; 51 species in Guangdong; 29 in Sichuan; 25 in Hunan; 23 in Guizhou; 23 in Jiangxi; 13 in Zhejiang; 12 in Fujian; 9 in Hubei; 8 in Taiwan; 6 in Anhui; 5 in Jiangsu; 4 in Shanxi; 2 each in Shandong and Xizang (Tibet). There are no *Camellias* distributed in the other Provinces of China. However 23 species occur in Vietnam, 8 in Burma; 6 in Japan; 5 each in Laos and India; 3 in Thailand, 2 each in Nepal, Bhutan and Sikkim; 1 each in Malaysia, Indonesia and the Philippines.

According to Professor Zhang Hongda, the

provinces Yunnan, Guangxi and Guangdong have been the modern distribution centre as well as the centre of origin of the Genus *Camellia*.

Of the 63 species in Yunnan all, except the cultivated species *C. japonica* Linn., *C. sinensis* Ktze, and *C. oleifera* Abel, are wild; 23 species to the south and 21 species to the north of the Tropic of Cancer and 16 common to both sides.

From what can be seen the distribution of the Genus *Camellia* is rather narrow. Except for Guangxi, Yunnan has the greatest number of endemic species, that is, 33. This is closely related to the complication of Yunnan's topography, terrain and climate. Owing to the varying environmental pressures of the area new species can be created but can only be spread with difficulty, hence the phenomenon of isolation.

4. The Primitive Species of the Yunnan *Camellia*

As one of the famous flowers of the world the Yunnan *Camellia* has long been known for its large flowers, bright colours, great varieties, long florescence and spring blooming. It is admired by people of all nationalities alike in Yunnan. It is grown in beauty spots and in public and private gardens and courtyards. Admiring *Camellias* in the Spring Festival has become a tradition in various parts of Yunnan. Modern young people like to use it as wedding decorations and it has been used on Postage Stamps and as brands of Television Sets, Radios and cigarettes. In 1981 the Yunnan *Camellia* was selected as the Municipal flower of Kunming. In short, the *Camellia* and the people of Kunming have entered into an indissoluble bond. For this reason huge *Camellias* of 300, or even more, years of age occur in Kunming and many other Yunnan Counties.

Although the Yunnan *Camellia* has a long history of culture its Botanical name, *Camellia reticulata* Lindl., was first published by Lindley in Curtis's "Botanical Magazine", 1827. It was a cultivated variety of semi-double form. Horticulturalists and Botanists in China use *C. reticulata* as the botanical name of such *Camellias* as 'Zaotaohong' (Early Crimson), 'Shizitou' (Lion Head) and 'Juban' (*Chrysanthemum* Petal); yet where are their ancestors (primitive species)? This did not occur to people until the 1950's.

It is now known that there are large areas of forests of *Camellia* plants identical to that published by Sealy as *C. reticulata* f. *simplex* Sealy in 1958. Through checks and observations

we have associated it with the cultivated Yunnan *Camellia*. However it has smaller flowers arranged in one whorl of 5-7 or 7-9 petals. It is in fact the primitive species of the Yunnan *Camellia*. Following are the morphological characteristics of the plants as observed in its native habitat at Tengchong:

Small to large tree, 5-15 metres high (16.5 metres for the highest), girth up to 62 cm; leaves oblong-ovate, ovate-lanceolate, oval, obovate-oval, lanceolate, 5-15 cm long, 3-7 cm wide. Leaf shape is not stable and has great variability.

Bracts, 5-7 in 2-4 whorls, imbricated, silver-brown, densely short pilose on outside. Sepals 5-7 in 2 whorls, imbricated, broad-ovate, 1-2 cm in diameter, margins membranous, silver-brown pilose both sides.

Petals, 5-7 or 9-11 or more, obovate, subrotund, broad-lanceolate, etc., 4-6 cm long by 3-4 cm wide in 2-4 whorls, imbricated; flower type trumpet shaped, magnolia, lotus, semi-curved, butterfly winged; flower colour pink, silver-red, deep red.

Stamens numerous, united at base forming a tube, symphysis with petals at base or divided into several fascicles, (becoming Yunnan *Camellias*); pistil, 1; ovary spherical, 3-5 cell, style branched at top into 3-5 arms. Capsules, spherical, thin walled spheroidal, thick walled; conical, thin walled. Many different names were given to the fruit depending on the different shape of the fruit and as to whether the walls of the epicarp are thick or thin.

Moreover, when petal numbers increased, the pistil and stamens changed to petaloids so that some plants are sterile. These plants have large flowers and are of high ornamental value. They are called "Xianyecha" in the local area. In short, with the *C. reticulata* forma '*simplex*' Sealy as growing wild near the Yunhua township, Tengchong County, there is great variability and complication of plant height, leaf shape, flower type and colour, florescence and fruit shape. Therefore it is my assumption that it is a hybrid species. It may be related to *C. saluenensis* or *C. yunnanica*. Therefore its nomination as a species is a misfortune. According to the unreasonable regulations of International Botanical Nomenclature the cultivated species has to be treated as the original species and the wild species is its forma '*simplex*'.

C. reticulata forma '*simplex*' is distributed in the Counties Tengchong, Yongping, Dali, Weishan, Fengqing, Kunming, Songming, Yiliang, Yuliang and Tonghai in Yunnan; the wide area of North Latitude 25°30' to 23° and

East Longitude 98°10' to 104°30'. Amongst them Tengchong County has the greatest part of the distribution.

Data on the area around Yunhua, Fengchong County is as follows: Location North latitude 25°7'; 1628 metres altitude; annual average temperature, 15.2°C, average temperature of hottest month, 20.2°C with a maximum of 30.5°C. Average temperature of coldest month 8.2°C with lowest -6.7°C. Annual rainfall 1495 mm, precipitation in spring, 235 mm. Relative humidity 79%. Surrounding terrain is highest to the south-west and south-east. To the north is the Dalucong Mountain with 2800 metres altitude.

The area is a mountain fastness with a mixed culture of farming, forestry and animal husbandry, mostly the latter. Dalucong Mountain is covered with sub-tropical, broadleaf, evergreen secondary forest. Dayun Mountain to the south-west is an extinct volcano with an altitude of 2700 metres. It is sparsely covered with *Alnus nepalensis* and grass.

All around mountains reach to the sky. They are mostly igneous rock and are severely weathered with exposed rock but relatively gentle slopes. The red soil is inclined to be acid with a pH of 6.0. It is deep and fertile and of a porous nature. Mild slopes below 2400 metres are cultivated by non-irrigated farm land growing buckwheat, potatoes, rape and maize. At altitudes of 1800-1900 metres trees of economic use are planted such as *Toona sinensis*, *Catalpa duclouxii*, *Lindera communis* and *Pinus armandi*.

Grassy slopes or evergreen, broadleaf, secondary forest and shrubs occur over 2400 metres. From 1800-1900 metres are terraced fields and a river valley. The river Xiangshuigou runs northwards through the district. It has a small summer flow and is subject to occasional floods in the rainy season.

Pristine forest are nowhere to be seen. Most areas have been reduced to secondary growths. Magnolias, Cinnamons, Camellias and Beeches are the staple trees. Species that can be seen include: *Manglietia insignis* (Wall) Bl., *Michelia florabunda* Fin. & Gagn. *Cinnamomum glanduliferum* Meisen. *Neocinnamomum delavayi* var. '*mekongensis*' (H-M) allan; *Lindera communis* Hemsl., *Neolitsia aurata* f. *glabrescens* Liouho.; *Phoebe* ssp.; *Schima khasiana* Dyer; *Schima yunnanensis* Chang; *Gordonia yunnanensis* (Hu) Li.; *Cartanopsis delavayi* Tr.; *Lithocarpus hancei* (Benth.) Rehd.; *Cylobalanopsis augustinii* (Shan.) Scottky.; *C. glaucoides* Scottky.; *Ilex* ssp.; *Symplocos* ssp.; etc.

Besides the evergreen, broadleaf, secondary forest, *Pinus yunnanensis* is very common here, often forming a pure forest.

The belt ranging from 1900 to 2300 metres has become a forest of *Camellia reticulata* Lindl. forma '*simplex*' Sealy owing to long time culture and management, with a history of 300 to 400 years. In the late winter and early spring the area is covered with charming and striking pink and red Camellias forming a Shangrilla. Huge plants of 15 to 16 metres height and girths of 40 to 60 cm occur commonly here. The Camellia forest is dotted with *Pinus huashamensis*, *Lindera communis*, the Chinese Toon, Walnuts (*Juglans regia*); the Chinese Strawberry (*Myrica rubra*); *Taiwania flousiana* Rich.; *Taxus yunnanensis* Cheng & Fu; many of them growing around households. In the vicinity of farm houses and villages are stands of pure bamboo and towering palms are everywhere.

5. Camellia Varieties in the Camellia Woodlands of Tengchong

As mentioned previously the *C. reticulata* f. '*simplex*' Sealy is the ancestor of the Yunnan Camellia. During our search we selected 35 further varieties. With further investigation there will be many more located. Having observed the flower type and numbers of petals of *C. reticulata* F. '*simplex*' we know that it evolves according to Darwin's theory, from simple to complex; from elementary to advanced; that is from a primitive single to semi-double to double petalled type.

Following are the specific names given to the Camellias selected from the Camellia woods of Tengchong:

- I. Single Group
 1. Trumpet Type
 - Flushed White Jade (Biyu)
 - Beauty Twin (Erqiao)
 - Pinkish Jade (Fenyu)
 2. Magnolia Type
 - Small Magnolia (Xiaoyulan)
 - Pretty Magnolia (Qiaoyulan)
- II. Semi-double Group
 3. Lotus Type
 - Early Sunshine (Dajinsui)
 - Golden Heart Scarlet (Jinxin Dahong)
 - Lotus Pearl (Lianpian Tuozhu)
 - Beautiful Jade (Caiyu)
 - Large Cloudy Petal (Dayunpian)
 - Crimson Corn Poppy (Yumeiren)
 - Happy Spring (Xiyinchun)
 - Silver Lotus (Yinhehua)
 - Rosy Clouds (Fenzhaoyun)
 4. Semi-Crooked Petal Type

- Pink Hibiscus (Shuifurong)
 Pink Star (Fenhongxing)
 Rolling Crimson (Quban Taohong)
 Osmanthus Leaf Crimson (Guiye Taohong)
 Morning Glory (Zhaoxia)
5. Butterfly Wing Type
 Rolling Butterfly Wings (Juanban Diechi)
 Yunhua Camellia (Yunhua Cha)
 Small Crimson (Xiaotaohong)
 Fairy Pink (Xianye Cha)
 Crimson Perfection (Taohong Zhaoyang)
 Broad Leaf Butterfly Wing (Tuanye Diechi)
 Flying Clouds (Feixia)
 Crimson Lion (Yushizi)
 Sunset Glory (Fendan)
 Crimson Ball (Taohong Xiuqiu)
 Crimson Mume (Hongmei)
 Crimson Five-heart (Hongwuxin)
 Late Spring (Songchungui)
- III Double Petalled Group
6. Paeony Type
 Crimson Paeony (Taohong Mudan)
 Double Paeony (Lianmudan)
 Crimson Petaloid (Hongjinling)
10. Section *Thea* (Linn.) Dyer
C. kwangsiensis Chang
C. quinquelocularis Chang et Liang
C. crassicolumna Chang
C. pentastyla Chang
C. taliensis Melchior
C. irrawadiensis Barua
C. crispula Chang
C. gymnogyna Chang
C. costata Hu et Liang
C. yungkiangensis Chang
C. sinensis Ktze
C. sinensis var. *assamica* Kitamura
C. parvisepala Chang
C. tachangensis F. S. Zhang
C. tahieshensis F. S. Zhang
11. Section *Glaberrima* Chang
C. glaberrima Chang
- IV. Subgen. *Metacamellia* Chang
12. Section *Theopsis* Sealy
C. cuspidata Wright
C. crassipes Sealy
C. forrestii Cohen Stuart
C. forrestii var. *acutisepala* (Tsai et Feng) Chang
C. callidonta Chang
C. costei Levl.
C. tsaii Hu
C. tsaii var. *synaptica* Chang
- C. rosthorniana* Hand.-Mzt
C. stuartiana Sealy
C. percuspidata Chang
C. membranacea Chang
C. tsingpienensis hu
C. trichandra Chang
13. Section *Camelliopsis* (Pierre) Sealy
C. wenshanensis Hu
C. candida Chang
C. caudata Wall
6. **The List of the Genus *Camellia* from Yunnan**
- I. Subgen. *Protocamellia* Chang
1. Section *Stereocarpus* (Pierre) Sealy
C. yunnanensis (Pitard ex Diels) Cohen Stuart
C. liberistyla Chang
C. liberistylodes Chang
- II. Subgen. *Camellia*
2. Section *Oleifera* Chang
C. oleifera Abel
3. Section *Paracamellia* Sealy
C. confusa Craib
C. kissii Wall
C. tenii Sealy
C. brevistyla (Hayata) Cohen Stuart
C. phaeoclada Chang
4. Section *Pseudocamellia* Sealy
C. trichocarpa Chang
C. henryana Cohen Stuart
5. Section *Tuberculata* Chang
C. obovatifolia Chang
6. Section *Camellia*
C. mairei Melchior
C. lapidea Wu
C. albobillosa Hu
C. albescens Chang
C. reticulata Lindl.
C. reticulata Lindl forma '*simplex*' Sealy
C. pitardii Cohen Stuart
C. pitardii Cohen Stuart var. *yunnanica* Sealy
C. crassissima Chang
C. xylocarpa Chang
C. saluenensis Stapf
C. boreali-yunnanica Chang
C. japonica Linn.
- III. Subgen. *Thea* (Linn.) Chang
7. Section *Corallina* Sealy
C. wardii Kob
C. pentamera Chang
C. scariosisepala Chang
C. acutiserrata Chang
8. Section *Brachyandra* Chang
C. muricatula Chang
C. szemaoensis Chang

Seedling Breeding with *Camellia chrysantha*

Culture de plants avec le *Camellia chrysantha*

Cultivo de plantas de semillero con *camellia chrysantha*

Produzione da piantine con la *Camellia chrysantha*

MISS XIA LIFANG

Kunming Institute of Botany, Academia Sinica, Kunming, China

There are about 200 species of the Genus *Camellia* in the world of which 90% are concentrated in south and south-west China. Plants of this Genus have been used for their flowers, for oil and beverages and have an important position in the national economy. At present those that are grown all over the world as ornamentals are mainly the following three species:

1. *Camellia japonica* which is native to Japan and China and is cultivated in regions south of the Yangtse River. There are only a few varieties in China.
2. *Camellia reticulata* which is native to Yunnan. This species has large flowers with bright colours. The trees of this species can be several hundred years old. Recently it was chosen as the municipal flower of Kunming.
3. *Camellia sasanqua* which is native to Japan and China.

All these three species have a long history of cultivation and have enjoyed general popularity in the field of international horticulture. Through the arduous efforts of horticulturalists of all countries many thousands of varieties have been cultivated. In the past most varieties were bred by intraspecific hybridization within a species or interspecific hybridization amongst a few species. They therefore varied within a narrow range. Amongst the present varieties and species most are only red or white and there is no white in *C. reticulata*. Moreover they have no scent. Requirements set forth by present day breeding, such as aroma, variation in flower colour and type can not be achieved by hybridization within a few species. These goals can be obtained only through distant hybridization (interspecific or intergeneric), by introducing advantageous genes of different species to promote interspecific gene combinations and create varied types. In this respect modern horticulturalists of many

countries are working hard to cultivate fragrant and hardy varieties.

It has been the common wish and goal of camellia lovers the world over to cultivate new yellow and orange coloured camellias. As early as 1958 the Kunming Botanical Institute set forth a goal, to cultivate camellias of new colours. They made every effort to search for camellia species with yellow flowers. The Chinese botanists, for the first time, discovered a camellia plant with yellow flowers — *Camellia chrysantha* — in Guangxi in 1965. Through many years of searching and investigation by the botanists, we have discovered 11 species and 1 variety of camellias with yellow flowers, amongst which 10 species and 1 variety occur in Guangxi. The other species occurs in Guizhou.

In 1973 our Institute obtained the first batch of seedlings by hybridization with pollen of *Camellia chrysantha* and since then hybridization has been carried out each year. In 1978 the hybrid seedlings began to bloom.

Following is a brief introduction to the experiment and its result.

Material and Method of Experiment

This experiment was conducted according to the convention of using as female parent, the camellia plants cultivated at Kunming Botanical Institute and as male parent *Camellia chrysantha* growing wild in Guangxi. While the maternal plants were in full bloom, branches with flowers were collected from Guangxi and kept in refrigeration. To increase the fertilization percentage it was necessary to check the vitality of the pollen. The method used was that of germination. Pollen grains were sown on a culture medium of 5-10% sucrose solution or agar and then held at a temperature of 20-25°C for 1 or 2 hours. It was then taken out

Table 1 Camellia Species Used in Hybridization Studies
Scientific Names Source

<i>Camellia reticulata</i> 'Gongtan'	New variety cultivated at Kunming Botanical Garden
<i>C. reticulata</i> 'Hongwan Cha'	New variety cultivated at Kunming Botanical Garden
<i>C. reticulata</i> 'Zaotaozhong'	Cultivated variety at Kunming Botanical Garden
<i>C. reticulata</i> "seedling"	Seedling cultivated at Kunming Botanical Garden
<i>C. reticulata</i> <i>f. simplex</i>	Cultivated at Kunming Botanical Garden. Introduced from Tengchong
<i>C. pitardii</i> var. <i>yunnanica</i>	Introduced from Songming
<i>C. saluenensis</i> Stapf ex Bean	Introduced from the vicinity of Kunming
<i>C. japonica</i> 'Zhudinghong'	Introduced from U.S.A.
<i>C. japonica</i> 'Qingkou'	Introduced from U.S.A.
<i>C. chrysantha</i> (Hu) Tuyama	Introduced from Guangxi

and examined under a microscope to observe the germination of the pollen. Only pollen with vitality was used for hybridization. Before pollination, flowers were chosen on the female parent which were about to bloom or half open (with anthers unsplit). These flowers were then castrated with forceps and pollen of proven vitality smeared on the styli. Finally the fertilized flowers were enclosed in paper bags for isolation and labelled. Thus pollination was over.

From this table we find that 4 species were used as female parents in hybridization, the male parent being *Camellia chrysantha*. A total of 674 flowers were pollinated, representing 9 interspecific hybridization combinations. From 630 flowers of 6 combinations, 77 fruits were obtained containing 456 seeds. From these, 228 seedlings were obtained. The other three combinations fruited but the seeds were tiny and without plumule. Only 39 larger seedlings survived from the 228. The reason was that, with such wide interspecific hybridization, the seeds obtained formed many, very weak seedlings, most of which grew slowly without fibrous roots. They gradually died away when

Table 2 Hybridization, Pollination and Fruition (1976-1977)

Cross Combinations	Pollinations	Fruition		Seeds	Seed Quality	Emergence	
		No.	Rate			No.	Rate
<i>C. reticulata</i> 'Gongtan' × <i>C. chrysantha</i>	100	22	22%	106	Good	73	68.8%
<i>C. reticulata</i> 'Hongwan Cha' × <i>C. chrysantha</i>	9	1	11%	8	Ill-developed	4	50%
<i>C. reticulata</i> 'Zaotaozhong' × <i>C. chrysantha</i>	26	5	19.2%	32	Poor, hollow empty, small	9	28.1%
<i>C. reticulata</i> "Seedling" × <i>C. chrysantha</i>	260	30	11.5%	246	Ill-growth	129	52.4%
<i>C. reticulata</i> <i>f. simplex</i> × <i>C. chrysantha</i>	20	1	5%	8	Ill-developed	4	50%
<i>C. pitardii</i> var. <i>yunnanica</i> × <i>C. chrysantha</i>	214	18	8.4%	61	Most ill-growth	13	21.3%
<i>C. japonica</i> 'Qingkou' × <i>C. Chrysantha</i>	8	2	25%	5	Small hollow no plumule		
<i>C. japonica</i> 'Zhudinghong' × <i>C. chrysantha</i>	20	2	10%	2	Small hollow no plumule		
<i>C. saluenensis</i> × <i>C. chrysantha</i>	16	3	18.7%	2	Hollow no plumule		

Table 3 Morphological Contrast

	Cotyledon Number and Colour	Leaf Shape	Stalk Length	Tip Sprouting
Female	2 pieces, milky yellow	Oval to Broad-Oval	Almost no stalk	One
Male	3-5 pieces purple red	Oblong	1 cm.	Twice-thrice
F.1	2-4 pieces milky yellow, purple red	Long-Oval	With and without stalk	Once-twice

the nourishment in the cotyledons was exhausted. Also, owing to poor conditions and the disappointing quality of the potting medium, many died through poor management after planting out.

From the external morphology of the plants obtained the following variations can be discerned.

Though certain variations can be seen from the external morphology such distant hybridization is very complicated. The colour of the

flowers of the existent plants remained in the red group. Whether the variations demonstrated real fertilization or whether it was only the combination and exchange of part of the hereditary substance only cytological study can tell. It should be noted that the hybridization was carried out in one direction only and not yet in the other reverse direction.

This is only part of the work of seedling breeding that has been done at the Institute with *C. chrysantha* as male parent.

The Reeves Paintings

Les peintures de Reeves

Las pinturas de Reeves

I dipinti di Reeves

JOHN TOOBY * See colour section

The distinctive ornamental plants of China excited the interest and admiration of British traders from the earliest times they visited your great country. Two events combined to increase this interest early in the nineteenth century. The London Horticultural Society was founded in 1804 by a group of enthusiasts of whom Sir Joseph Banks was the most influential. In 1812 John Reeves, a man who combined expert knowledge of tea with great enthusiasm for natural history, went to Macao and Canton as an inspector of tea for the British East India Company. When he came home on leave in 1816 he met Banks and, after returning to China, arranged with the Society to send home plants and paintings of plants. A steady stream of paintings flowed to London; he bought a few and then arranged for artists to live in his house in Macao and paint the subjects he wanted. As you will see they are of great accuracy and beauty.* He also bought plants from the Fa-tee gardens in Canton and from Chinese friends and established them in pots for the long journey home. Among the plants he sent were chrysanthemums, paeonies, azaleas, an ornamental cherry and the *Wistaria*. But few of his plants arrived alive. So the Horticultural Society decided to send experienced gardeners who would be able to select plants over a longer period and, more important, look after them on the way home. John Potts who went in 1821 had unfortunately contracted tuberculosis before he left England. In spite of being ill, in Canton he got together a good collection, particularly of chrysanthemums but

including some camellias and other plants. However he was still dogged by misfortune for on the way home his ship ran aground near the Cape of Good Hope in South Africa and most of his plants were thrown overboard to lighten the ship. He is remembered as the first man to bring back seed of *Primula sinensis* but sadly he died soon after his return. John Damper Parks followed in 1823, returning in 1824. Parks amassed a large collection and sent back 38 cases of plants in nine different ships. Both men were hospitably received by Reeves in Macao. Parks relates in his manuscript journal that he met Captain Rawes there and was able to show him plants of *C. reticulata* — the cultivar which now bears his name — which he had bought in Canton. The two men agreed that this must be a new species and speculated that it might be the double yellow camellia 'Shocq-tcha' which was rumoured to grow somewhere in south China.

In 1830 the London Horticultural Society was in one of its financial crises and asked Reeves to stop sending plants and paintings. This crisis must soon have been overcome as it seems that someone else, presumably a former colleague, continued to send paintings for a few years after Reeves retired as chief inspector of tea in 1831. John Lindley, already Professor of Botany at London University, was appointed in 1832 as Assistant Garden Secretary of the Society and promoted to the post of Assistant Secretary in 1835. Clearly he must have had very little spare time but nevertheless he personally filled three portfolios with paintings

of Camellias (Vol. I and part of Vol. II). Chrysanthemums (remainder of Vol. II, part of Vol. III) and Tree-Paeonies (remainder of Vol. III). Then in 1840 he was made Vice-Secretary and had to carry out most of the administrative work. The remaining paintings were put into five further portfolios without further sorting.

Less than 20 years later, in 1859, the Society faced another financial crisis. The headquarters building and the magnificent library were sold (for pitifully low prices) to help clear the debts. Then in 1936 the five unsorted portfolios returned to the Society, now the Royal Horticultural Society, as part of the bequest from Reginald Cory, a prominent horticulturist and industrialist. The three remaining portfolios were offered to the Society and repurchased in 1953.

The paintings speak for themselves, they are accompanied in many cases by numbers, in some by Chinese characters and in a few by English names. Three seem to call for some comment. 'Anemoniflora' the subject of the painting on the plates were used very successfully by Chandler and Buckingham as a seed-parent. They sowed a large batch of seed in 1819 and were rewarded by over 100 seedlings of which they introduced 10 or 12. Three of these are still commonly grown in England, namely 'Althaeiflora', 'Elegans' and 'Eximea'. The 'Hexangularis' appears several times and was responsible for much disappointment; it is now clear that the hexangular arrangement of the formal double flowers was due to the warmer climate of China and even if the plants flowered true on the voyage home the relatively cold and cloudy English summer lacked the necessary

degree of warmth or light (or both) to produce the hexangular form in the developing buds. The third slide of interest may possibly be a painting of *C. rosaeflora*. In the 1820's both *C. maliflora* and Chinese garden forms of *C. oleifera* were thought in England to be forms of *C. sasanqua*. An English merchant in Macao, John Beale, had collected a few camellias and left them for Parks to pick up in the East India Company's building in Canton. Unfortunately the building was gutted by fire and the camellias were destroyed. In conversation with Parks, Beale referred to one of these plants as "The Intermediate Sasanqua". Beale had another plant in his garden and Parks budded some to bring home. A few of Potts' camellias had survived the voyage home, but only as understocks, the scions having died. Some of these rootstocks proved to be a species new to England, *C. euryoides*. Then in 1858 Hooker published a plate of *C. rosaeflora* which had been found at Kew, the gardens having been in a poor state since Banks' death in 1820. Whether one of Parks' plants survived or whether *C. rosaeflora* had been used as a rootstock is a matter for conjecture.

Reeves maintained a number of paintings himself and after his death his daughter donated them to the British Museum (Natural History) where they remain. Of equal beauty and in better condition (as far as I saw them) they lack the interest of the R.H.S. series.

In preparing this paper I must acknowledge the great help which has always been accorded me by the staff of the Royal Horticultural Society's Lindley Library.

A Historical Review and Future Development of *Camellia reticulata* in Yunnan

Analyse historique et développement future de *Camellia reticulata* au Yunnan

Reseña histórica y futuro desarrollo de la *camellia reticulata* en Yunnan

Una rassegna storica e lo sviluppo futuro della *Camellia reticulata* nello Yunnan

PROFESSOR TE-TSUN YU

Institute of Botany, Academia Sinica, Beijing

It is my great pleasure and high honour to attend this International Camellia Symposium in Kunming and to have an opportunity to speak with so many specialists and amateurs about the Yunnan Camellias. We are in the native country of the Yunnan Camellia, in its

flowering season, to hold a Camellia conference and to plant a Camellia 'Garden of Friendship' in Kunming Botanical Institute. This is really an excellent design and best arrangement from our good friend Mr H. A. Fraser, an active member of the Australia Camellia Society.

There is an old proverb in China, "Fine weather, a favourable geographical position and a co-ordination within one's own ranks, are three essential factors for the success of everything." I would like to offer my hearty congratulations on the opening of this conference. It will make great achievement both in horticultural science and in international friendship between many countries.

Today, my topic is "A Historical Review and Future Development of *Camellia reticulata* in Yunnan".

A. The History of Cultivation and Introduction of Yunnan Camellias

It is well known that the enormous garden varieties cultivated in the world mainly belong to three species in botany. First is *C. japonica* L., the second *C. sasanqua* Thunb. and the third *C. reticulata* Lindley. But today I shall speak only about the newly developed popular Yunnan camellia *C. reticulata*, its history of cultivation in China and its introduction into other countries.

According to the Chinese literature, *C. reticulata* was cultivated in China as early as the Sui and Tang dynasties, over thirteen hundred years ago. The old names of Yunnan Camellia were "Hai-Liu" or "Hai-Shi-Lin". After Bei-Sung dynasty in ninth century it was called "Shan-Cha-hua", the same as the common name at the present time.

A book on the history of Yunnan province, published in the sixteenth century, indicated: "The camellia is the best under the heaven" Xie Chao-zhi of the Ming dynasty described 72 cultivars; Teng Mei composed a poem of two hundred lines in which he pointed out the ten excellences of Yunnan Camellias; Chao Pu wrote a genealogical record of the Camellia listing nearly a hundred sorts. Unfortunately all these original works were lost, but reference to them was made in the provincial historical record. The name "Nan-Shan-Cha" was included in the important Herbal, Ben-Tso-Kon-Mu written by Li Shi-Chen in 1590. A book entitled Chi-Wu-Min-Shi-Tu-Kao, written by Wu Chi-Tsun in 1848, gave a full description and some critical notes on this plant. Another semi-monographic note of importance is the Tien-Nan-Cha-Hua-Hsia-Chi, written by Feng Shu-mei in 1930. He gave a brief history of Camellia cultivation and a short literary description of the 72 kinds of Camellia grown in local gardens and also included a collection of poems and songs on Camellias from the early Ming dynasty to the beginning of the Republic. This is of

considerable historical importance in the studies of the cultivated camellias in Yunnan province. In 1938-45, I worked in the Yunnan Botanical Institute and visited several gardens and temples near Kunming and Tali that were famed for their Camellia culture. However, I failed to find as many varieties as were cited in the old literature. I have only identified 18 distinct varieties and I made a report on this in the Camellia and Magnolia conference held by the Royal Horticultural Society in London in 1950.

The introduction of this marvellous plant and its garden varieties to the western world was done only in recent times, within the last 150 years. Its scientific name *C. reticulata* was first given by an English botanist Dr. J. Lindley and published in the Botanical Register t.1078, 1827. It was a semi-double form collected by J. D. Parks, a member of the London Horticultural Society in 1824. Before this introduction, in 1820 Capt. R. Rawes had also brought a garden form from Canton, S. China and named "Capt. Rawes" and in 1857 an English botanist Mr Robert Fortune, in the exploration of the China tea industry, collected another more formal flowered variety, grown in Kew Gardens, which has the name "Robert Fortune" or "Pagoda". In 1912-14, the Royal Botanic Garden at Edinburgh organized an expedition to Yunnan and sent George Forrest to collect plant specimens and seeds. From his collection of seeds in the hills around Tengchun, the type of *C. reticulata* var. *simplex* was grown. It purported to be the truly wild form of the Yunnan camellia, and has received an Award of Merit from the Royal Horticultural Society. Most of the Camellias that were planted in the greenhouse of several European Botanic gardens probably originated from such a source.

The first introduction of garden varieties of the Yunnan Camellia to America was done in 1948-50. Due to the effort and enthusiasm of late S. Peer and the great interest in Yunnan Camellias of W. E. Lammerts, a world famous hybridizer and former research director of Descanso Gardens in California. They have had correspondence with late Prof. H. T. Tsai, Director of Yunnan Botanical Institute, and he delivered several potted plants of garden varieties by air mail. It was a rather difficult job during the Sino-Japanese war. They were soon distributed to different parts of the world and used quite extensively in the hybridizing program of several camellia enthusiasts in America, Australia, England, Japan, New Zealand and other countries. According to

the records of *Camellia* Nomenclature in 1974, the total number of *C. reticulata* & hybrids with *reticulata* parentage was 155 named cultivars, in 1976 there were 211 *C. reticulata* named cultivars, in 1978 there were 243 named cultivars.

The botanical garden of Kunming Institute of Botany, Academia Sinica, has also carried out a series of intraspecific and interspecific hybridizations. There are more than 105 named varieties published in the "Illustrated Book of Yunnan *Camellia* (1981)". It is about 6 times the number of varieties compared with my record in the *Camellia* & *Magnolia* Conference in 1950. They do not include many intraspecific hybrids which have not yet flowered, so that it will be some years before their merit can be ascertained.

B. Suggestion on the Future Development of Yunnan *Camellia*

In the last few years, the Yunnan *Camellia*, by the elegance of its aspect, the persistency of its beautiful foliage, the size and the brilliant colouring of its blossom, has won the favour of all lovers of ornamental plants. However, compared with *C. japonica*, the Yunnan *Camellia* exhibits some weak points or shortcomings. For example, they are rather tender and not cold-resistant. The range of flower colours of Yunnan *Camellia* is rather limited being predominantly red and with very few variegated or whitish forms. No *C. reticulata* cultivars have yellow or blue flowers, and all are devoid of any fragrance. Although at present the flowering season is limited to the late winter and early spring, we hope in the future to have new varieties with longer blooming periods. Furthermore, there are still many wild species and varieties discovered and reported in some parts of Yunnan and neighbouring regions that will be potential breeding material. There are still many possibilities for *camellia* breeding that will result in future cultivars now only dreamed about by *camellia* breeders.

1. Creation of Yunnan varieties with greater cold hardiness

Yunnan *camellias* are mostly distributed in the subtropical and warm temperate regions, but there may be some wild varieties grown in the higher altitude of remote mountain parts with greater cold-resistance. Beside several relative species such as *C. pitardii*, *C. sahuenensis*, *C. taliensis*, *C. japonica*, *C. oleifera*, etc. they usually prefer lower temperatures. It might be

found that interspecific crosses have less cold tenderness or hybrid vigour of frost resistance. The relative intolerance of the Yunnan *Camellia* to severe cold is a definitely limiting factor in its cultivation and it is a problem that has not received the attention it deserves. In England the introduction of *C. reticulata* into hybrids has produced some very surprising improvement in hardiness. A combination of *C. × williamsii* and *C. reticulata* has proved a very hardy and consistent performer. Crosses between *C. reticulata* and *C. japonica* have not proved very useful to them out of doors (Gallagher J. T. 1977).

2. Extension of the colour range of the Yunnan *Camellia*

As the colour range and floral form of *C. japonica* cultivars are very variable, there might be greater variation in the Yunnan *Camellia*. For several years many *Camellia* enthusiasts have been feverishly anxious for a yellow one. In 1962 Mr. & Mrs. M. J. Whitman, Georgia, U.S.A. through intergeneric hybridization of *Tutcheria spectabilis*, have made several successful crosses resulting in seedlings with clear yellow flowers. (Threikeld J. L. 1962).

Since the discovery of *C. chrysantha*, in Kwangsi province, a true yellow *Camellia* variety will be produced before too long. It will be a good start leading to new colour breaks not only in yellow but also in a range of coral tones. In these few years more than twenty species with yellow and greenish yellow flowers have been reported in South China and North Vietnam.

At this conference, Prof. Chang Hung-ta will give a report of Revision of the Genus *Camellia*. His monograph recognizes 196 species of *Camellia* and describes 91 new species and 6 new varieties, which will no doubt be of great interest not only to botanists but also to *Camellia* growers and breeders.

3. Development of notable fragrance in Yunnan *Camellia*

In the genus *Camellia* there are several species and varieties with nice fragrance. There are already several fragrant strains and all varieties of *C. sasanqua* are scented. Then the recent introduction of *C. fraterna*, *C. kissii*, *C. lutchuensis*, *C. miyagii*, *C. oleifera*, *C. tsaii* are scented species, especially *C. lutchuensis* with rich pleasing scent and apparently compatible with several popular *camellias*. Besides there are several slightly fragrant hybrids of *C.*

japonica e.g. 'Fragrant Pink', 'Fragrant Pink Improved', 'Mrs Bertha A. Harms', 'Pink Perfume', 'Salab', 'Virginia W. Cutter'. All these might be useful parentage to breed the fragrant varieties of Yunnan Camellias (Ackerman & Dermen, 1972, Hallstone 1978).

4. Extension of the blooming season of Yunnan Camellia

There are three seasons of bloom in Yunnan Camellias. Early varieties flowering in December to January, medium varieties in January to February and late varieties in March to April.

Some authors speculated that early blooming hybrids of the *reticulata* type could be developed by crossing *C. sasanqua* with *C. reticulata*, back crossing the resulting F¹ hybrid to *C. reticulata* and selecting for earliness in the backcross progeny. Most workers have observed that hybrids bloom halfway between the flowering date of the parental varieties. Thus making it possible for the plant breeder to select an early or late bloom season. (Lammerts 1961; Savige 1969).

5. Selection of dwarfed Yunnan varieties for Bonsai plants

Most cultivars of the Yunnan Camellia are tree forms. Only one dwarf variety, "Hsu-tian-ko" or Dwarf Rose, is very popular in the local market. The typical dwarf exhibit has slow growth, smaller leaves, shortened internodes of stems and dense bushy habit. It may originate as seedling variations or as bud mutations. In both instances, the altered growth may be propagated true to type by own-rooted cuttings or by grafting. It is worthwhile to make interspecific hybridization between *C. pitardii*, *C. oleifera*, *C. sasanqua*, *C. taliensis* to examine and select a group of dwarf seedlings. Another experiment on the influence of different stocks to Yunnan Camellia; cuttings of *C. japonica*, 'Alba Plena' and seedling of *C. reticulata*, generally used will grow into tree form, if so try another bushy species of Camellia such as *C. sasanqua*, *C. pitardii*, *C. yunnanensis*, etc. which may have a different result.

6. Improvement of propagating method of Yunnan Camellia

In this country all the garden varieties are propagated by vegetative methods. Cuttings are very difficult to strike and only a low percentage of layers become established. It will take a long time, at least 3-4 years, to grow young grafted plants. Tissue culture or micro-propagation has rapidly evolved into one of the major research tools in biology and medicine. It has adaption to large-scale industrial use in some areas of agriculture, horticulture and drug manufacturing.

Availability of selected garden varieties will increase the general popularity of the Yunnan Camellia and give new dimensions to landscape design of our country (Benneth, W. D. 1978, Hammerslag F. A. 1981).

7. Development of Cytological and genetic studies

Cytology and genetics are the fundamental sources for the plant breeders. The availability of genetic background information allows the breeder to plan realistic goals and to expedite them in a reasonable amount of time. The study of cytology, especially the chromosomes, is essential to an understanding of the relationship and hybridizing potentials between different species. Chromosomes are the carriers of the genes which in turn determine the inheritance of all plant and flower characteristics. Hybridization has become the principal method for the improvement and innovation of the garden varieties. Either intraspecific, interspecific or intergeneric hybridization should be put into practice to breed new varieties. We have plenty of wild species and varieties of Camellia also numerous cultivars in the garden. The cytogenetic studies of the Yunnan Camellia have shown convincingly that the breeding potentiality is rather great. Through the co-operation of specialists and amateurs, much more outstanding cultivars of the Yunnan Camellia will be blooming in the gardens of the world. (Kondo, K., 1977, Ackerman W. L. 1978, Feathers, D. L. 1978).

I.C.S. Ties

Society ties in maroon and bearing the Society emblem are now available from
John Tooby at the following prices:

- In the British Isles — £3.75 post free
- In Europe — £4.00
- All other countries — £4.50

The "Cutting Graft" Method of Propagating Camellias

La méthode de "greffe de bouture" des camélias de bouturage

Método de 'injerto de púa' para propagar camelias

Il metodo a "inesto di talea" di propagazione delle camelie

A. E. CAMPBELL

As a commercial undertaking Camellia Grove Nursery endeavours to produce the best possible plants for its customers.

We do, in fact, produce plants that are strong and vigorous and free of pests. These objectives are obtained by a programme of fertilising and spraying. However, there are two diseases which can affect some Camellias in our Sydney climate. Sydney climate is similar to that of Shanghai but not so humid in summer. Annual rainfall is about 48" well spread over the year.

The two diseases which affect some Camellias in Sydney are:

1. *Glomerella cingulata* which attacks some *japonicas* and *reticulatas* but almost never *sasanquas*. All our plants are checked for this before sold and, if affected, are destroyed. This disease can attack plants in customers hands.

2. *Phytophthora cinnamomi* which can affect the roots of most *japonicas* but almost never the roots of *sasanquas*. This disease can occur in customers' hands if the plants are over watered or planted in a badly drained position.

So far we have not succeeded in eliminating No. 1 above but it occurred to us that if we could graft all our *japonicas* and *reticulatas* on *sasanqua* stock we could eliminate No. 2 on the Nursery and make it very unlikely to affect plants in customers hands even if over watered.

We have been using four year old plants of *C. hiemalis* 'Kanjiro' as a stock for quickly producing large plants of new varieties of *japonicas* and for all *reticulatas* with great success by the cleft graft method. Over the years it had been noticed that 'Kanjiro' was very compatible with everything we grafted on it, that its root system remained vigorous, unaffected by phytophthora and produced excellent plants. Various other *sasanqua* and *sasanqua* like stocks had been tried but 'Kanjiro' proved to be the best. However this is an expensive way of producing big plants.

It was therefore necessary to discover a method of producing the equivalent of a cutting grown plant on 'Kanjiro' roots as we sell our

plants in all sizes from those in 5" pots and approximately 18" high as second year plants and so on to 4th and 5th year plants in large containers.

My partner, Steve Clark, is a very competent plant propagator and he started experiments about 12 years ago and, after a little trial and error, came up with the procedures as detailed.

The operation takes place in December, the recent spring growth being then firm enough to be worked.

Firstly we get a supply of 'Kanjiro' cuttings 5 to 6 inches long. These come in varying thickness, the thicker cuttings being used for those varieties which produce thick scions and the thinner cuttings for the thinner scions. Leave three leaves at the top of the 'Kanjiro' cutting. It does not seem to matter if the base of the cutting is cut square or sloping or at a leaf node or between nodes.

The scion should be prepared as for a cleft graft, i.e. about 3" long with two leaves and a growth bud left at the top. They should, as near as possible, be matched with the cutting for thickness, but as many of the scions will be thicker than the cutting, one side of the scion can be pared down to make a better matching fit.

A long sloping cut should now be made in the cutting about $\frac{2}{5}$ of the way from the bottom and the scion inserted as for any normal side graft. The two pieces must now be tied quite firmly together, we use two ties of sticky paper packing tape about $\frac{1}{8}$ " wide, one at the graft itself and the other higher up to prevent any sideways movement. The cutting graft can now be treated as any normal cutting. It should be inserted into the medium to a depth of about 4" which will cover the graft point and probably the top tie.

It usually takes about four months for the graft to callus and the cutting to make roots. When removed from the cutting bed the top of the original cutting of 'Kanjiro' must be carefully cut off and the struck cutting can now be potted up in the usual way. Some varieties of

japonica will make roots at the base of the scion, these should be removed, the variety noted and 2 ties used at the graft point in future. Check the little plant regularly for the first year as about 5% will grow some suckers from the 'Kanjiro' stock. These should be removed. In our experience no further suckering should occur.

Plants obtained by this method grow just as well, perhaps better, than those on their own roots. After 3-4 years the graft point, usually just at or below ground level, disappears, the paper ties have decayed and disappeared long before. We also note in the case of *reticulata* that there is very little 'bottle necking'.

Though we originally developed this method of producing *japonicas* and *reticulatas* to overcome any phytophthora problems there

are additional benefits. The rate of success varies between 95-98% so we need rather less material than we would require under the old method when the percentage of failure was often quite high and also we need rather less space on the cutting bench.

Plants produced this way cost a little more to produce as we need some temporary staff for a few weeks. We engage a couple of girls from the local high school as the young have keen eyes and steady hands. With a well trained team we can produce up to 1500 cutting grafts in a day of 7½-8 hours.

The other essentials are very sharp knives and good lighting. In our experience 'Kanjiro' is compatible with everything we have tried including many species and hybrids except the species *crapnelliana*.

THANK YOU THANK YOU THANK YOU THANK YOU THANK YOU THANK YOU

Our new catalog will be available the latter part
of September for the 1985 season.

Incredible as it may seem, this will be our 50th year in business
— our "Golden Anniversary"!

Fifty of the most wonderful years with the most
wonderful people in the world — camellia people!

For these great years, from
all the Nuccios,

THANK YOU!

NUCCIO'S NURSERIES, INC.
3555 Chaney Trail, P.O.Box 6160, Altadena, CA, 91001

THANK YOU THANK YOU THANK YOU THANK YOU THANK YOU THANK YOU

THANK YOU THANK YOU THANK YOU THANK YOU THANK YOU THANK YOU

THANK YOU THANK YOU THANK YOU THANK YOU THANK YOU THANK YOU

Camellia reticulatas

Extracts from a paper presented by
MILTON H. BROWN

Executive Secretary, American Camellia Society

First, I want to thank our Chinese friends, such scholars as Professor Tang, Professor Yü, Professor Zhang, who are hosting this historic horticultural event. I also wish to thank Madam President Violet Lort-Phillips and Harold Fraser, for asking me to do the almost impossible — presenting a paper on *Camellia reticulata* here in the beautiful home of this flower. It is my hope that international gatherings like this will do much to bring the peoples of the world together which, in turn, will bring the governments together and that we can gain the everlasting peace that passes all human understanding. I am also deeply humbled by a group of such distinguished guests from around the world.

Introduction

In his chapter "The Interrelationships of the Species in Camellia", J. Robert Sealy of the Royal Botanical Gardens in Kew lists twelve sections, one of which is section Camellia. Four species of this section, namely *C. japonica*, *C. saluenensis*, *C. pitardii* and *C. reticulata*, are very closely allied.

In his *A Taxonomy of the Genus Camellia*, Chang Hung-ta (Zhang Hongda) more than doubles the number of species in Sealy's book. Nevertheless, Chang also lists *reticulata* as a subsection of the section Camellia under the genera Camellia L. This paper does not propose to go into the technicalities or cytological studies and other highly technical studies of the *C. reticulata*. It proposes to put the *Camellia reticulata* into proper perspective for those of us who are laymen in the field of horticulture.

History

Professor T. T. Yü reported in 1950 "The Early History of the Cultivation of this camellia in China is rather obscure". The *Cha-hua-pu* which is a genealogical record of Chinese camellias written by P. Chao, a literary naturalist of the eleventh century, listed 72 varieties. Unfortunately, the original work was lost, but reference to it was made in a complete list of Chinese

literature, which was compiled and published early in the Manchu dynasty. The Chinese name of *C. reticulata* is *Nan-shan-cha* which means camellia of the South Mountain.

It was written earlier that the Yunnanese are so fond of this camellia that they have planted it extensively in gardens and parks, and they also use it as a pot plant in almost every courtyard. There are several very big trees, more than 300 years old, growing in the temple courtyards near Kunming, the capital of Yunnan Province. Since the camellias flower in spring, at the time of the Chinese new year, which is a popular season for making excursions to the countryside, it is natural that the flowers should have become an object of great admiration by the local people. Their love of the flower has resulted in the development and preservation of the superior varieties, and its culture is the favourite amusement of the nobility, the literary, and the rich. Consequently it is the most important plant in the local horticultural trade. The beautiful evergreen foliage with red flowers is regarded by the Chinese as a sign of fortune and wealth, and in olden times several pairs of camellia plants were given as a portion of marriage dowries. During the Chinese new year, a vase of red camellia flowers is one of the offerings every family presented to its ancestors. In the art and literature of Yunnan, this camellia also occupies a prominent place and it has appropriately become the floral emblem of the province.

The *Camellia reticulata* was probably one of the best-kept horticultural secrets of the world for many centuries. It, or probably its hybrids, dates back to the ninth century A.D. and might go back to the T'ang dynasty A.D. 618-906. In the eleventh century P. Chao in *Cha-hua-pua* described many cultivars of the *reticulata* and there are many references to them in subsequent Chinese literature. One of these cultivars that many of us know as 'Lion Head' was imported into Japan between 1673 and 1681. Near where we are meeting today,

you can see a *Camellia reticulata* tree that is said to have been planted during the Ming dynasty some 500 years ago. I have seen photographs of *Camellia reticulata* trees in China said to be a thousand years old.

It is interesting that of all the missionaries and plant explorers who crisscrossed China in the 1700's and 1800's none reported on the beautiful *Camellia reticulatas*. Some must have seen them, else the 'Captain Rawes' *Reticulata* would never have been sent to England. The Shan-cha-hua had won the love and admiration of the Chinese people as early as in the Ming dynasty when it was quoted as "the most beautiful flower on earth".

Colonel Tom Durrant of New Zealand, who along with the late Ralph Peer and Walter Lammerts of the United States and Walter Hazlewood of Australia were the first to obtain Yunnan *reticulatas*, wrote the following in 1959:

"It is, perhaps, a sidelight on Chinese character and attitude to the beautiful, that so much mystery has surrounded the reticulate camellias. We are apt to overlook the fact that China had a very highly developed culture which antedated western civilisation by many centuries and that some of the ancient and learned oriental scholars were not only keen gardeners but, also, highly skilled and patient plant breeders. It must have been some of them who selected, hybridised and raised the many wonderful *reticulata* camellias which are only now becoming known to the world.

"Many famous botanists have visited China to search for plants to transfer to the parks and gardens of the world; their success is indicated by the fact that so many of our most beautiful flowering shrubs and trees are of Chinese origin."

Robert Gimson of Spain wrote an excellent article on the *Camellia reticulata* in 1975. He said —

"During the first quarter of the 19th century many Chinese plants were introduced to England by Mr John Reeves, who was employed by the East India Company. He constructed small portable greenhouses to be carried on board the East India Company's ships, and gave the ships' masters instructions regarding the care of the plants during the voyage, which in the days of sailing ships, took about 4 months round the Cape of Good Hope. It was probably Reeves who gave a camellia in 1820 to Captain Richard Rawes, the captain of an East India Company ship, to take to England. Rawes gave it to his friend Mr Thomas Palmer who planted it in his conservatory at Bromley, Kent, where it flowered for the first time in the spring of

1826. In 1824 Mr John Parks sent to the Horticultural Society of London, now the Royal Horticultural Society, a similar plant, and it is possible that this is the old tree still growing in the temperate house of the Royal Botanic Gardens, Kew, London, where it is now about 7 metres high.

"Reeves retired to England in 1831, and in 1843 he persuaded the Horticultural Society to send Robert Fortune to China to collect plants and seeds. Fortune sent another form of *Camellia reticulata* to England in 1850, and this bore formal double flowers and so was known as *Camellia reticulata* 'Flore Pleno'. In the **Botanical Magazine** of 1 April 1857 there is a colour plate and a description which said 'Unlike other really fine specimens of *reticulata* we have seen, the present one does not form a straggling bush, with leaves and flowers so sparse that the branches may everywhere be seen; but its beautiful and ample foliage, and its still more beautiful, and, for a camellia, almost gigantic flowers (eighteen to twenty inches in circumference!)" constitute this unrivalled plant. In the beginning of October, 1848, the multitude of flower buds was so great that it was necessary for the health of the plant that 2600 should be removed; and assuredly, though it was difficult to count them, nearly an equal amount (say 2000 were allowed to remain; and these were in the perfection of blossom in April 1849! So at least we know that one or more plants of 'Flore Pleno', had been sent to England before Fortune's."

It is difficult to say precisely when the *Camellia reticulata* came into the United States whereas there is documented evidence that the *Camellia japonica* came into the United States in 1797. We do know that in a treatise called "Observations on *Camellia* and its varieties" by the noted Botanist, M. P. Wilder of Boston, Massachusetts, in 1834, he mentioned the species *C. reticulata* along with 5 others. On January 2, 1836 he exhibited a *Camellia reticulata* plant in a camellia show held by the Massachusetts Horticultural Society in Boston. A year earlier he wrote "*The reticulata*". This is by far the most splendid of the genus that has been introduced." This is a feeling that virtually all amateur and professional botanists and horticulturists have agreed with since that time. It is interesting to note here that this early and popular *reticulata* was 'Captain Rawes', a garden variety. This is the same magnificent species that first flowered in England in 1826 and was featured in the **Botanical Magazine** No. 2784, and in the **Boston Register**, plate 1878.

An interesting observation is that the initial description of a *Camellia reticulata* was of a garden variety and not of the wild form which was not seen in the western world until some seeds of wild specimens were collected by George Forrest, a Scottish plant hunter, in the 1930's.

Now let us move on to the importation of the Yunnan *reticulatas* into the United States through the efforts of Dr. Walter E. Lammerts and the late Mr Ralph Peer. Lammerts read an article by H. H. Hu, a very reputable Chinese botanist, concerning *Camellia reticulata* and related species. In the fall of 1946, Dr Lammerts wrote to many botanists throughout the world including Dr Hu. In answering the letter on April 16, 1947, Dr Hu said, "Yunnan Province is famous for numerous varieties of *reticulata*. These are all obtainable in Kunming, the capital of that Province. I suggest you write to Professor T. T. Yü for more information as he is in charge of the Yunnan Institute at Black Dragon Pool, Kunming, China."

It wasn't until January 15, 1948 that Lammerts received a letter from H. T. Tsai of The Yunnan Botanic Institute in which he described the *Camellia reticulata* and said there were more than 20 varieties. It was in early 1948 that he received word that *reticulatas* were on their way.

He was thrilled when they arrived as two of the plants actually had flowers on them and they were different from anything he had seen.

Independently of Mr Lammerts, the late Mr Ralph Peer had established contact with Professor Tsai and had imported 19 varieties of *C. reticulata*. Most of his died following Air Express shipment and fumigation. Between him and Dr Lammerts, they successfully established 15 varieties. In 1952 complete sets of these 15 original varieties were released to camellia growers in the United States for \$1,000.00 per set.

In these early days of obtaining these new Yunnan *reticulata* camellias Walter Hazlewood of Australia and Col. T. Durrant of New Zealand also obtained up to 14 or more varieties.

The new and exciting *Camellia reticulatas* of Yunnan had finally been seen and greatly admired by camellia growers in the western world. Shan-cha-hua had finally become a vital part of the camellia world outside the confines of Yunnan Province, China.

In November 1978 Professor Bartholomew was in touch with Professor Wu Cheng-yih. He mentioned that a recent issue of the Magazine, **Foreign Trade**, indicated the plants of 39 Yunnan

camellias were available from the Yunnan Institute of Botany. In January 1979 Professor Wu informed Bartholomew that 40 *C. reticulata* cultivars could be sent. Some of these were those that had been obtained by Lammerts and Peer, but 25 were ones that were previously unknown in the U.S. In August 1979, he received an additional seven. In May 1980, Bartholomew listed 27 new ones both in the Chinese and English translation.

Nomenclature and hybridization

This paper does not in any way wish to address itself to the technical aspects of nomenclature of the 105 varieties of the Yunnan camellias. In 1952, Lammerts listed the 15 Yunnan camellias that he and Feathers had imported according to English name, Chinese name and synonyms. This list was copyrighted at that time.

In May 1980, in an article for the **American Camellia Journal** Mr Bao Chen-chang of the Kunming Institute of Botany listed 105 forms of Shan-cha-hua according to their various forms. This is, to my knowledge, the first time that these 105 had been printed in the western world. In his paper at the 1950 Camellia and Magnolia Conference of the Royal Horticultural Society, Dr Yü listed an index of common names and scientific names for 18 Yunnan garden camellias.

Dr Bruce Bartholomew of the University of California — Berkeley, was able to obtain many additional new varieties of the *Camellia reticulata* from China as a result of his plant exploration expeditions there. In an article by him and Professor T. T. Yü in **The American Camellia Yearbook - 1980** entitled "The Origin and Classification of the Garden Varieties of *Camellia reticulata*" they described and named each of 105 varieties. A few years previous to the larger number that Dr Bartholomew received in 1980, the late Mr Kinhachi Ikeda had received several of the "Newer" *reticulatas* from Yunnan during 1973-1975. Mr Ikeda was forever grateful to Dr Wu Chen-y and the staff at the Yunnan Botanic Institute for providing him information and scions with which to do his propagation.

Hybridization

It seems strange to me that despite its vast beauty 'Captain Rawes' was not used early on for serious hybridizing attempts. I know that some people said that it was sterile or that you could not make intrageneric crosses. Actually, it was not until the arrival of the *reticulatas* in the United States and New Zealand and Australia in the late 1940's and early 1950's

that the hybridizers began serious work. Again, this is not a technical, scientific treatise and, therefore, I will make no efforts to describe the problems involved in the intrageneric crosses.

Probably the first-known hybrid with *reticulata* was the camellia 'Salutation' which bloomed in England prior to 1932 and which was said to be a hybrid between *C. saluenensis* × *C. reticulata*. While this has been questioned, the weight of evidence would suggest that it was, indeed, such a cross.

Actually, there are many who still argue that almost all of the Yunnan *reticulatas* are, indeed, hybrids of one sort or another. To my knowledge there have not been sufficient cytological studies of all the various *reticulatas*. This is something that we hope will be done over the coming years to settle once and for all whether the wild form collected by Forrest is the true *reticulata* and all others are hybrids. I just toss this out for what it is worth.

The eminent camellia hybridizer and expert, David L. Feathers of California, reported succinctly the history of hybridising with the *reticulata* in America in 1974. I think it best to quote his remarks, "In hybridisation, it was for some time thought that *reticulata* could not be crossed with *japonica* due to the great difference in chromosome composition (the count being 90 and 30 respectively). Experimentation has proved that this is no bar and as early as 1960 the first *japonica* × *reticulata* hybrid was offered in America commercially under the name 'Royal Robe'. A single white seedling from a cross of 'Waterloo' × 'Debutante' was the seed parent and 'Crimson Robe' the pollen parent of this hybrid.

"Subsequent work on the hybridisation of *C. reticulata* has demonstrated that it is possible to cross this elegant species with many others. Howard Asper of Escondido, California, has had notable success using *reticulata* with *japonica* and *sasanqua* (examples 'Howard Asper', 'Valentine Day', 'Dream Girl' and others) and many other camellia hybridists have crossed *reticulata* with these and a number of species other than the better known ones. A very interesting documentation on the results of hybridising *C. reticulata* with a number of other species is set forth by Dr William Ackerman in his "genetic and cytological studies with camellia and related genera" (Technical Bulletin No. 1427 of the U.S. Department of Agriculture).

"It is particularly interesting to note that the successful plant production reported was three times as great when *reticulata* was pollinated

by *japonica* as when *japonica* was pollinated by *reticulata*. The same indication is shown when crosses of *reticulata* and *pitardii* are examined — there were twice as many successes when *reticulata* was used as the female parent.

"The foregoing is merely a brief sketch of the history of the *reticulata* and what has been done with it in a comparatively short period of time, and this report is in no sense an attempt to be all-inclusive. Although authorities seem to be in general agreement that the glamorous varieties that were first obtained in quantity only about 25 years ago are hybrids, which records indicate have actually been grown in China for a thousand years, we can only guess whether they originated in the wild or were actually developed by the Buddhist monks. The prevalent opinion today that they are actually hybrids, however produced, seems to be confirmed by the fact that very similar flowers are appearing here from open-pollinated seed of the so-called wild form, an unimposing single first introduced into England in 1935."

Most of the hybridising with *reticulata* in America has been done with *Camellia japonica* in an effort to obtain the beautiful blooms of *reticulata* on the more attractive bushier plants of the *japonica*. Mr J. Howard Asper, then director of Descanso Gardens, and others in California, also are interested in working with some of their newer crosses with *C. lutchuensis* in the effort to obtain some fragrance as well.

The Future

The small number of original hybridisers working with *Camellia reticulata* has continued to grow and many capable ones are currently working with *reticulata* as a parent in an active hybridising programme. Indeed, there were probably as many *reticulata* hybrids registered with the American Camellia Society in the last two years as there were *japonicas*. Many will also be using the pollen of *C. chrysantha* at such time as it becomes available to them. Thomas Perkins III, will give you more details on what these hybridisers are thinking of in their programmes for coming years. He will also show you coloured slides of varieties of *reticulata* hybrids, which we have brought from America for the International Garden of Friendship in Kunming. While not germane to this paper but because of the wide interest in the yellow *C. chrysantha*, I do wish to point out that the American Camellia Society now has some pollen at hand from a friend in Japan to carry out its programme of hybridising *C. chrysantha* and *C. japonica*. I have taken this

position because in our country the area where *reticulatas* can be grown, except in greenhouses, is extremely limited.

Conclusion

In closing, I would like to quote two short poems, one written in the middle of the Ming dynasty and the other at the end of the Ming dynasty.

Yang Shen wrote:

"With green foliage and red flowers, its blossoms against the snow;

The yellow bees and powdered butterflies did not come,

The pearl trees by the sea have lost their brightness,

They are ashamed to light the jade terrace with their coral branches."

Pu Ho at the end of the Ming dynasty wrote:
"Fighting for the spring the cold beauty is so splendid

According to the record camellia is best in Yunnan

At the top of the tree ten thousand flowers are spitting out fire,

Reflected against the lingering snow, they make half the sky burning red."

Finally, being in Kunming once again I would like to use a sentence from a poem by playwright Tien Hen, writing about a bird's paradise in Xinhui but I say it about Kunming.

"Paradise does exist in the world of man."

TREHANE CAMELLIAS

Specialists in new introductions of proven value
Approved exporters to every European country
except Portugal

J. Trehane & Sons Ltd
Stapehill Road, Hampreston, Wimborne,
Dorset, BH21 7NE
England.

Camellias in China

Les camélias en Chine

Camelias en la China

Le camelie in Cina

T. J. SAVIGE • See colour section

Wirlinga, N.S.W., Australia

In March 1984 forty members of the International Camellia Society journeyed through Yunnan, Sichuan, across to Xian, back to Chungking, down the Yangtse to Nanjing and Shanghai. Wherever possible, visits were made to Botanic Gardens and private gardens in search of Camellias.

At Kunming, the first town visited, a convention was held with members of the Sinica Academia at the Kunming Botanical Institute, after which Camellias were planted in an International Friendship Garden. Due to a very severe winter and cold spring, very few camellias were in bloom. However there were enough to give colour to the Institute's garden of *reticulatas*. In these gardens were growing some Camellia species of interest in *Camellia grijsii*, *C. forrestii*, *C. sahuenensis* and *C. pitardii*.

Unfortunately the propagating and experimental areas of the Institute were not open to inspection by the delegates so that it was not possible to see *C. chrysantha* and its hybrids developed at the Institute. However a plant of *C. gigantocarpa* was brought to the convention. This had recently been equated with the Hongkong species *C. crapnelliana** by the Chinese taxonomist and botanist, Dr Zhang Hongda. The only *C. japonica* seen in flower in the Gardens was 'Alba Plena', known in Kunming as 'Yupei' (Jade Cup).

A few days later about half of the group of delegates drove by bus to Dali. On the way some areas of *C. sahuenensis* scrub was seen by the roadside. A large Camellia garden by Lake Dali produced a number of *C. reticulata* in bloom, including 'Liujiào Hentiàngāo' or Hexagonal Dwarf Rose, a beautiful deep pink formal. A *C. japonica* with the name 'Meizicha' or 'Rose Camellia' was the only one out. According to Yu's list of 1958 this is probably the same as 'Meiguicha' or 'Rugosa Rose'.

On return to Kunming, the group then travelled by train to Emei near Chengdu in the Sichuan Province. The train line between Kunming and Chengdu is about 1000 kilometres long and passes through many hundreds of

tunnels and over many hundreds of bridges through very scenic mountain terrain.

At Emei the party split in two, one climbing the lower slopes of Emeishan to the 'Myriad Years Monastery' where a planting of camellias was made where they stayed overnight, while the second group visited local areas of interest including the 'Crouching Tiger Monastery', where an extensive planting of Camellias was found to include 'Alba Plena', 'Baozhu Cha' ('Precious Pearl Camellia'), a large red paeony Camellia and 'Meirenhong' (Beauties Red).

The party, again complete, moved on to Chengdu where a visit was made to the Zoological Gardens to see the Pandas, particularly a cute three months old baby, and then to the brand new Chengdu Botanical Gardens of which Dr Kung Dashing is the Director. More Camellias were planted here in what was to be a sizeable Camellia garden, which already held a collection of plants supplied by the Kunming Botanical Institute. It was with some surprise that stock survival shoots on some of these were identified as *C. forrestii*. Apparently seedlings of this species make satisfactory grafting stock.

Cultivars of *C. japonica* seen in Chengdu included 'Zhaohongyang' (Shining Red), 'Qixinghong' (Seven Hearts Red) and 'Zhuiyangfei' a previously unknown variety.

The party then flew to Xian to see the excavation of the terracotta army of Emperor Qinshi Huang and then back to Chungking, the old terminus of the aerial supply route from Burma "over the hump" during the war and a base for General Chenault's 'Flying Tigers'. In this area Camellias were common. Our hotel had beds of them and many others were seen in the parks and gardens visited. These included 'Daqiu' (Large Ball) and 'Dongyang', both unrecorded varieties; 'Simianjing' (Around View) a pink formal; 'Baiwubao' (White Jewel); 'Qixiangqiu' (Seven Star Ball); 'Baibingzi' (White Cake) and 'Zinbingzi' (Purple Cake).*

A visit to the Hot Spring Park on the Jiling River, a tributary of the Yangtse, revealed

many more Camellias. A particularly beautiful, soft pink, paeony with a halo edging of white was named 'Fengxian' (Fairy Wind); there was also a soft, pearl pink, formal thought to be 'Baimainzhu'* and a red striped, soft pink, formal double called 'Hua Chang'e Cai' (Variegated Moon Goddess Splendour*) as well as 'Fenshiba Xueshi' (Pink Eighteen Scholars), 'Alba Plena' and 'Otome'.

The party then travelled three days by boat down the Yangtse River, through the three river gorges and the Ship Lock in the Great Yangtse dam, to Wuhan with its parks and pavilion around East Lake with its large water area. In the Hubei Municipal Museum is the exhibition of the Chime Bells from the Zenghouyi Tomb of the Warring States Period (about 433 B.C.) unearthed in 1978. This chime of about 70 bronze bells is well preserved and can play both Western and Chinese music of wide sound range.

From here a plane ride down to Shanghai and a visit was made to the Botanic Gardens which are under the able directorship of Dr Wang Dajun. This botanic garden contains the largest collection of dwarfed trees in China. Known as "Penjing" their history dates back to the Tang Dynasty, 1200 years ago and probably predates the Japanese Bonzai. Some are hundreds of years old.

The gardens are relatively modern; started in 1974 on the site of the former Longhua Nursery, they now cover 67 hectares. One of their objects is to introduce garden plants from abroad and they have reciprocal arrangements with overseas botanical and horticultural organisations for the exchange of plant material. As the old Longhua Nursery included Camellias amongst its plants the Shanghai Botanic Gardens have what is probably the largest collection of *Camellia japonica* cultivars in China. They number in the region of 100 and include some of the ancient varieties imported into England early last century by Clipper Ships.

Amongst these were 'Incarnata' under the Chinese name of 'Liujiabai' or 'Hexagonal White'; 'Alba Plena' under the name 'Baiyang Cha' or 'White Foreign Camellia' and 'Pomponia' as 'Sanxueshi' or 'Three Scholars'. This last camellia bore on it the sport 'Paeoniflora' or 'Hongsan Xueshi'. The Chinese name is probably an allusion to the three sports that can occur on this camellia the white 'Paeoniflora Alba' (Baisan Xueshi); the soft pink 'Paeoniflora Pallida' (Fensan Xueshi) and the deep pink 'Paeoniflora' (Hongsan Xueshi).

Many of the camellias were in glasshouses

and were in flower and included some quite beautiful varieties. Amongst them was the old 'Hedinghong' (Stork Crest Red) a red anemone type; 'Yangzhilian' (Rouge Lotus), a red semi-double; 'Jixianghong', (Lucky Red), a red paeony form; 'Zhenpei' (Genuine White) a rose form, double white; 'Fenfurong' (Pink Hibiscus), a pink semi-double; 'Hongmudan' (Red Paeony), 'Zhuapolian' (Scratched Face) a white, rose-form double with a thin red line on some petals; 'Huabingling' (Variegated Betel Nut) a red, white variegated formal and 'Hongfurong' (Red Hibiscus) a large red semi-double. There were also many others that time did not permit the opportunity of identification.

From Shanghai the party journeyed back up the Yangtse to Nanjing by train. One of China's four ancient capitals, it was here that the famous Ming Dynasty originated in 1368 A.D., before the third Emperor moved the capital to Beijing. Nanjing is also the site of the mausoleum of Dr. Sun Yat Sen and the Purple Mountain Observatory with its fantastic collection of ancient cast bronze astronomical instruments as well as its modern telescopes and other equipment for astronomical observation.

Well managed parks and gardens in the city included many varieties of Camellias which also were used to decorate the railway station.

The city of Wuxi was the next visited. It is situated on the ancient Grand Canal and its interlacing waterways make it somewhat of a Venice. Situated on Lake Taihu it has many beautiful parks and gardens with names like Ecstasy Garden, The Second Spring Under Heaven, Tortoise Head Garden and Spring Rains Garden. Again many varieties of *Camellia japonica* were obvious, in particular 'Alba Plena'. 'Otome' and 'Tarokaja'. It was an experience to travel on the Grand Canal in a Dragon boat and observe the teeming canalside life and the amazing melange of floating craft used for water transport.

From Wuxi to the historic city of Suzhou, we made our way by boat across Lake Taihu and up an extension of the Grand Canal. Suzhou is famous for its gardens. The Humble Administrator's Garden; the Master of Fishernet's Garden and the Lion Grove Garden have been restored in the unique Suzhou style of garden with terraces, winding corridors and waterside pavilions, laid out with ponds, grottoes, gazebos and rockeries. They bear witness to the characteristics of the Chinese landscape architecture of the Sung, Ming and Qing Dynasties and include many pines, maples, magnolias and camellias in their plantings.

There is an old Chinese saying: "Above there is heaven; below there is Suzhou and Hangzhou" so the next stop was Hangzhou. Used during the days of the foreign concessions at Shanghai as a resort by the Westerners, there is some European influence in the extensive parks and gardens around the beautiful Western Lake which is such a feature of the city. On an island, called Solitary Hill, in this lake, which has pavilions, terraces and gardens, there are some plantings of camellia species and a few large specimens of *C. japonica*. The species included *C. chekiangoleosa* in flower. With its large flower and interesting stamen cluster it would appear to be a useful species for hybridization.

The Hangzhou Botanic Gardens, which were first opened to the Public in 1965 now cover an area of 260 hectares and include, amongst their 3500 taxa, special collections of Acer, Camellia, Cinnamomum, Magnolia, Osmanthus, Rhododendron and Rosa. The Camellia collection is quite extensive and included the species *Camellia japonica*, *C. sasanqua*, *C. reticulata*, *C. semiserrata*, *C. polyodonta*, *C.*

chekiangoleosa, *C. hiemalis*, *C. fraterna* and others. The planting of *C. japonica* cultivars seems quite comprehensive but, as very few were in flower, the only ones identified were the ubiquitous 'Alba Plena' and 'Otome'.

The distribution of the horticultural cultivars of the Genus *Camellia* in China followed what probably was the natural distribution of the species. Cultivars of *C. reticulata* predominated in the Yunnan Province while in the Sichuan Province the horticultural varieties were substantially those of *C. japonica* but of limited kinds. Travelling down the Yangtse the number of varieties increased so that the largest number appeared to be around Shanghai. While this is not a particularly large number compared with those grown in the Western World, there are some very good cultivars amongst them that have not reached the outside.

It is interesting to speculate that the thirty or so varieties brought to Europe 150 or more years ago from China are the progenitors of many thousands of the modern *Camellia japonica* now grown around the world.

The Camellias sent from Europe to China

Expédition en Chine de camélias européens

Las camelias enviadas de Europa a la China

Le camelie inviate in Cina dall'Europa

H. J. TOOBY

Vice President

As a Vice-President of the International Camellia Society I am greatly honoured to take part in the planting of the Friendship Garden in Kunming. I sincerely hope that this will prove to be a contribution, however small, in helping to increase friendship and mutual understanding between the peoples of China and those of Western Europe.

I refer briefly to the origin of the camellias sent from Western Europe, most of which descend directly from plants sent from China. They are among the most popular and widely grown and I hope they will be equally successful at Kunming and on Mount Emei.

'Eximea' and 'Elegans' are two of the outstanding introductions of Chandler and Buckingham of Vauxhall, London. They used 'Anemoniflora' ('Po Chu Cha') freely as a seed parent from about 1819. 'Eximea' (1826) has medium-sized flowers of dark blood-red which

fall from the plant while still in good condition. It may not be very impressive as a young plant but an old tree can be spectacular. 'Elegans' (1831) with large pink anemone-form flowers is a wonderful plant, fairly hardy but not really suited to the coldest districts.

Hybridisers in Belgium and Italy then took the lead. One of the most successful Belgian raisers was Mathot of Ghent. In 1858, not long before he died, he produced 'Mathotiana Alba', a large white formal double of vigorous growth, equally as beautiful as the Chinese 'Alba Plena' ('Pak Cha') but with a higher centre to the flower. Like 'Elegans' this maintains its popularity but is similarly unsuited to cold situations. Two years later Maggi in Italy introduced 'Lavinia Maggi', sometimes called 'Contessa Lavinia Maggi', a spreading grower with medium-sized formal double pale pink flowers with bold streaks of deep pink. This cultivar

maintains its popularity as the most popular striped cultivar in Europe.

French nurseries then played their part; the most popular and arguably the best cultivar of *C. japonica* with us is 'Adolphe Audusson', which produces many large semi-double red flowers on a vigorous upright bush which does well almost everywhere. This was introduced by Audusson of Angers in 1877. In 1895 Guichard of Nantes, whose famous nursery is now run by I.C.S. Director Claude Thoby, produced 'Gloire de Nantes' a tough semi-double pink and very early flowering. A few years later a sport arose on a plant of 'Mathotiana Alba' with flowers of a lovely soft pink. This was introduced in 1908 by Bahuaud-Litou, also of Nantes as 'Souvenir de Bahuaud-Litou'. In its turn this sometimes sports to a deep salmon-pink — 'Mathotiana Rosea'. About 30 years later a batch of plants from the same nursery, by then run by Cormerais-Bahuaud, was bought by Victor de Bisschop of Ghent in Belgium. He found an excellent, hardy, semi-double white as a sport on one of these plants and named it for his wife, 'Madame Victor de Bisschop'. This nursery is now run by his son, Roger de Bisschop, whose wife is I.C.S. Director for other regions. About the same time de Rothschild of Exbury near Southampton in England raised a very free-flowering single white which was named 'Charlotte De Rothschild'.

Meanwhile George Forrest made a number of visits to Yunnan between 1905 and 1932 to collect wild plants; he appears not to have been very interested in camellias but he sent back seed of several species including *C. reticulata* (1913-14 and 1924-25) and *C. saluenensis* (1917-19 and 1924-25), *C. taliensis* and *C. tsaii*. Initially the first two presented some difficulty to the botanists and the situation was not helped when it was found that a batch of plants, said to have been raised from Forrest's seed showed clear signs of being hybrids with *C. japonica*. Incidentally Forrest noticed plants of *C. japonica* growing semi-wild in thickets in southern Yunnan. *C. reticulata* and *C. saluenensis* were soon recognised as good garden

plants though rather tender. J. C. Williams of Caerhays near St. Austell in Cornwall found that *C. saluenensis* set seed freely and started hybridising. His success was soon followed by others and his first introduction 'J. C. Williams', a very free-flowering pale pink single introduced in 1940 was only a year in front of Clarke's 'Donation', a fine semi-double pink and again very free. These came to be known as *C. × williamsii* hybrids and are not only much hardier than *C. saluenensis*, the flowers are much more resistant to frost and wind than similar coloured *C. japonica* cultivars. 'Donation' is deservedly the most popular camellia in Britain today. Charles Williams followed at Caerhays with two more in 1950 and 1951. 'Cornish Snow' (*C. saluenensis* × *C. cuspidata*) is extremely free with small white single flowers while 'Charles Michael' is a "*williamsii*" with pale pink single flowers. Then in 1954 Francis Hanger introduced 'Inspiration' (*C. reticulata* × *C. saluenensis*) a hardy plant with a narrow upright habit and semi-double flowers of bright rose-pink; and in 1958 Mrs Messel introduced 'Leonard Messel' named for her husband (*C. reticulata* × "*C. × williamsii*" 'Mary Christian') with large flowers of light salmon pink, another hardy plant though the larger flowers are more prone to wind-damage. Also in 1958 Williams produced 'George Blandford' (*C. saluenensis* × *C. japonica* 'Lady Clare') similar in colour to 'Inspiration' but with some anemone- to paeony-form flowers on a spreading bush. 'Mary Larcom' and 'Rosemary Williams', two deep pink singles followed from Williams in 1961; both are considered to be better than the earlier and still popular 'Mary Christian' and 'St. Ewe'. A year or two later Gillian Carlyon of Tregrehan near St. Austell started hybridising and two of her plants introduced in 1972 are gaining wide acceptance; these are 'Cornish Spring' (*C. japonica* × *C. cuspidata*) very free with small pink flowers and 'E. T. R. Carlyon', named for her father ('J. C. Williams' × 'Adolphe Audusson') a splendid late-flowering semi-double white.

The I.C.S. Congress will be held at the Old Ship Hotel, Brighton, East Sussex, England from 9th to 14th May, 1985. Delegates will gather at the OLD SHIP HOTEL, BRIGHTON on the afternoon of THURSDAY 9th MAY, 1985, for Registration, and on the evening of that day His Worship the Mayor of Brighton will hold a Reception for them.

FRIDAY 10th MAY Visit Leonardslee in the morning, taking a packed lunch, and in the afternoon Heaselsands. After dinner, Mr Archie Skinner of The National Trust Gardens, Sheffield Park, will show slides about Sheffield Park.

SATURDAY 11th MAY The morning will be given over to Lectures, with simultaneous translation, and in the afternoon the delegates will visit Sheffield Park, to be guided round by Mr Skinner. In the evening there will be a "Baron of Beef" dinner at the Hotel, after which there will be a Slide Show.

SUNDAY 12th MAY The morning will be devoted to Lectures, and in the afternoon there will be a choice of Garden Visits. After dinner at the Hotel there will be a Slide Show and Lecture.

MONDAY 13th MAY Visits to the Savill and Valley Gardens. In the evening there will be a Banquet at The Old Ship Hotel.

TUESDAY 14th MAY The Conference will disband, and those delegates who have booked for the Tour which has been organised will commence.

The cost of the Conference, including all accommodation, meals, garden visits and gratuities, will be £335 per person — twin-bedded rooms. There will be an additional supplement of £50 for a single room.

(All members of the Royal Horticultural Society and National Trust are asked to bring their cards with them). BOOKING FORMS are available from Miss C. E. Perring, 47 Havelock Road, East Sussex, England.

Reticulata in America 1984

Les reticulatas en Amérique, 1984

Camellia reticulata en América, 1984

La Reticulata in America, 1984

THOMAS PERKINS III

I have been given the task of summarizing the influence of the *C. reticulata* in America. Rather than call it a summary, let me label this effort as a report on the current status of hybridizing of the *reticulata* by the most active people in the U.S., and their outlook, aspirations and needs as of today. I must point out that there is very little institutional effort on the *reticulata* at this time. I have called on the most active people and have received short papers and slides from Ken Hallstone of Lafayette, California, Dave Feathers of Lafayette, California; Frank Pursel of Oakland, California; Meyer Piet of Arcadia, California; I will present excerpts from their papers first, the first report is from **Ken Hallstone**:

The *reticulata* in the Fragrance Program in America

Early hybridizers of the fifties and sixties were looking for and crossing fragrant *japonica* cultivars. With the advent of the alluring fragrance of *C. lutchuenensis*, a species introduced from Okinawa in the early sixties, hybridizers turned to interspecific crosses using *lutchuenensis* and the several other not so fragrant species.

The first use of the species *reticulata* in a fragrant hybridization using *C. lutchuenensis* was made here in America by Frank Pursel in 1969. His cross of the *reticulata* 'Crimson Robe' with *C. lutchuensis* bloomed in 1974, but it showed only a very slight transfer of the *lutchuensis* fragrance. Since that time the *reticulata* and its hybrids have been used more and more and gradually good show flowers, with a reasonable amount of desirable fragrance are beginning to appear on the scene. Dave Feathers has developed three such flowers; two unnamed seedlings and one he has named after his friend, the late 'Harry Bloom'. I have two fragrant *reticulata* seedlings and undoubtedly there are others. (See colour section, 'Feathers Darling' ('Buddha' × 'Fraterna' × 'Saleb').

Thanks must go to the Chinese people for sharing with the camellia-loving people of

America, their beautiful *reticulata* and the enchanting yellow *Camellia chrysantha*. The hybridizers are drooling with anticipation of producing the first fragrant peach, apricot, orange or yellow show flower.

My aspiration is to secure pollen or scions of *C. chrysantha*, *C. euphlebica*, and the fragrant *C. yuhsienensis*, and the *reticulata* cultivar 'Hexangular Dwarf Rose' for use in my game plan of hybridizing for fragrance and also new colors.

Dave Feathers comes up with the following paper:

Accomplishments to date in the field of camellia hybridization would seem to establish that the most desirable results obtained have been from combinations of the species *C. reticulata*, with both *C. japonica* and *C. saluenensis*. In this evaluation, personal preference is bound to exert considerable influence, but, when considered from the standpoint of both flower and foliage improvement as well as current popularity, this appraisal would appear to be justified. Yet one cannot speak too broadly on the subject, for success with camellias is so dependent upon performance under a wide range of climatic conditions. Until we have developed really cold-tolerant camellias, therefore, our work is still incomplete and must be continued. The recent availability of the yellow camellia from China, with its interesting colour potentialities further emphasize this point, while the possibilities with fragrance care only recently becoming evident.

It is the purpose of this paper to present some interesting examples of hybrids arising largely from crosses of *C. japonica* with *C. reticulata* because of the fact that, as of the year 1980, there were only some 14 named varieties of this cross listed, whereas, almost 200 of the reciprocal cross (*C. reticulata* × *C. japonica*) had been named. In the hybridization efforts with these two species, this appears to be the more difficult cross. Why, I really do not know. However, I took that approach

because throughout I have been motivated by the desire to produce better plants and foliage in preference to concentrating on the flower. It is generally believed that it does not make any difference which way the interspecific cross is made; however, I just had the feeling that the mother plant might exert the greater influence on the offspring and there appears to be valid reasons why this is so, insofar as the camellia is concerned.

Another reason for using *C. japonica* as the seed parent was because of its much greater efficiency as a seed producer. On 5-foot plants of *C. japonica* 'Lady Vansittart', and *C. japonica* 'Rosary', I had counted as many as 200 seed pods in a normal year. These plants, as well as single-flowered seedling from a cross of 'Waterloo' × 'Debutante' were selected because they were also extremely bushy. I also used 'Lady Clare' for its similar habit and good foliage, while Jack Osegueda used 'Adolphe Audusson' as the seed parent, with *C. reticulata* 'Crimson Robe' to produce the very outstanding hybrid 'Harold L. Paige'. (See colour section, 'Satan's Satin' × 'Crimson Robe'). There are interesting discussions of the pros and cons of seed parents in our book 'The Camellia' for further viewpoints on this matter.

Where hybrids have *C. japonica* as the female parent, some of them bear seeds but almost as many appear to be sterile. In general, the plant habit is much improved.

My plant of *chrysantha* failed to bloom this season and — at age 84 — I would dearly love to secure pollen of the yellow cultivars as I have hybrids on which I would want to use it.

Frank Pursel, our most active worker with *reticulatas*, has the following paper to present his game plan:

Hybridizing With *Reticulatas* FRANK PURSEL

When a person crosses *reticulatas* with *reticulata* ('Crimson Robe' × 'Cornelian'), the seedling flowers are inferior to either one of the parents. If you go one step further and use the seedling flower pollen back on to one of the parents, the offspring are even more inferior than the flowers made by the original cross. Many of the plants are so weak they become very susceptible to disease (root rot and dieback). It is this person's opinion that the chance of obtaining worthwhile flowers is not good.

Crossing *reticulata* with *japonica* one gets

the best out of both parents. Be sure and use the *reticulata* as the seed parent when making these pollinations. When one uses the *japonica* as the seed parent, the flower form changes very little. Most of the seedling flowers look like the *japonica* flower. If a hybridizer wants a large flower, use a *japonica* that has large flowers ('Coronation', 'Drama Girl', 'Mrs. D. W. Davis'). Most of these very large *japonica* flowers have a chromosome count of 45. Using a *japonica* with a very small flower ('Tinsie', 'Kuro-Tsubaki'), the flowers, as a rule, will be twice larger than the *japonica*, but still smaller than the *reticulata*.

The pollen from the *reticulata japonica* seedlings seem to get the best results when the pollen is used on the *reticulatas*. (See colour section 'Santa Clara').

As for my aspirations at this time, I must state that I am awaiting pollen from the yellow cultivars with a multitude of crosses planned. My plants of *chrysantha* dropped their buds, so I am left at the starting gate.

Meyer Piet offers a very detailed report on his work:

Hybridizing MEYER PIET and LEE GAETA

The entire hobby of hybridizing by Lee Gaeta and myself is a two man effort that is done in our spare time. It does require more time than most people think. Lee and I unusually work at least one day a week the year round on our Camellia hybridizing program. We have been at "it" for about 15 years.

New flowers that add to the enjoyment of Camellias are very hard to come by. It is easy to obtain seed and eventually see flowers similar to the original Yunnan *reticulatas*, but it takes a great deal of effort to obtain a different flower, perhaps a formal, or paeony shape with exciting vivid colours.

We process about 400 new known crosses a year. We use a method of "selective breeding" which means, use the best parent plants possible if you expect to see good offspring. All of our 400 seedlings are usually grafted about four months after they are picked. From the time we make the cross we figure by speeding things up it still takes an average of three years to see a new seedling bloom.

If we know that the seedling (of a known cross) needs backcrossing for perhaps more vivid red or higher bloom, we will keep the seedling and do additional work with it. This will take an additional three or four years. Of

the 400 seedlings, only about twenty survive the first blooming. This number eventually ends up as three or four plants.

It is not unusual today to have four or five known plants. We have excellent flowers that have two parents *sasanqua reticulata* and one parent *japonica*. By selective breeding you do tend to obtain the more complex flower forms.

What are some of the good crosses or working material? Two of the best original Yunnan *retics* are 'Crimson Robe' for the dark rich red colours and 'Cornelian' for form and much larger, rabbit-eared flower.

Much to my surprise I have obtained excellent very large, full flowers from 'Willow Wand'. The seedling to be named after Yoshiaki Andoh is a cross of the two; a cross of two parts *retic* and one part *japonica*. Subsequently, it has excellent foliage. It is a very bushy plant, one bud to each branch terminal, never debudding, or any other attention, but still produces its very vivid six inch higo-type flowers. When you see eight or ten flowers in bloom at the same time you will understand what constitutes a new worthwhile plant.

When you cross the *saluensis* into the *retics*, with perhaps one part *japonica* you obtain excellent full flowers with unusual pastel colors that are beautiful. Our *saluensis* × 'Ruby' (*japonica* × *retic* 'Crimson Robe') cross

is the best example of this. Our white *retic* is a cross of a white *saluensis* and *retic* 'Crimson Robe'. Evidently the white in the *saluensis* flower, which was about 2½" in diameter and of simple form, completely dominated the color of *retic* 'Crimson Robe'. We ended up with a six inch wide white flower with a touch of pink in the back petals. There are two different crosses, therefore, we have crossed them into each other and expect to see some flowers in another year or so.

We have crosses that have two parts fragrant *jap.* and one part *retic.* (for size), but as soon as the *retic* enters we lose the fragrance. This season we finally have set seed for fragrance using four different *jap.* plus one part *retic.*

Contrary to most belief and written data, we do not use many seeders. I believe this is one of the basic mistakes that most people make. Use the more complex forms even though they are harder to seed; as they will usually set seed, and when they do the seeds will be worthy.

To summarize at this point, most of our work is done with five species: *japonica*, *sasanqua*, *saluensis*, *reticulata* and *granthamiana*. (See colour section 'Spirit of Troy' ('Narumi-Gata' × 'Crimson Robe').

Any help you may extend we would greatly appreciate, and of course would gladly exchange new materials with you.

Camellias in Hong Kong

Les camélias à Hong Kong

Camelias en Hong Kong

Le camélie a Hong Kong

THOMAS J. SAVIGE

Wirlinga, N.S.W.

Hong Kong lies on the S.E. Coast of China at about 23° latitude. The area consists of a small part of the Chinese mainland and about 200 small offshore islands, making up a total area of 1,052 square kilometres. The terrain is rugged and mostly covered by hills up to 900 metres high.

Although the population is close to 5,000,000 the rough topography has ensured the survival, in its natural state, of a relatively large area of countryside. However, regular burning of the brush on the hillsides during the dry period has confined the native flora largely to the protected gullies and ravines.

There is considerable seasonal weather

variation due to the winter monsoons from the north, September to March, and the summer monsoons from the south, April to September. Mean daily temperature is from 15°C in February to 28°C in July. The mean annual rainfall is about 2,170mm, falling mostly from the end of March to November.

Although small in area, Hong Kong has a most diverse flora containing numerous species. Over 1900 species and varieties of native plants have been recorded, and about 530 introduced species.

In order to check on species of camellias and related genera, a visit by a group of I.C.S. members was made to the Hong Kong

Herbarium, which was first established in 1878. Herbarium material of the following species was examined:

C. assimilis; *C. caudata*; *C. crapnelliana*; *C. granthamiana*; *C. hongkongensis*; *C. oleifera*; *C. salicifolia*; *C. sinensis* and *C. waldenae* since reduced by Zhang Hongda to *C. sinensis* var. *waldenae*. Another local species, not in the herbarium is *C. kissii*. The particular Hong Kong form being designated as *C. kissii* var. *trigona* by Zhang. Imported species in the collection were *C. japonica*, *C. reticulata* and *C. sasanqua*. Mrs Wong Siu Tak-ping, the Herbarium Assistant, kindly produced herbaria of most of these species for our study.

Of particular interest were the species *C. caudata*; *C. granthamiana* and *C. crapnelliana*. In all cases there were many examples, collected at various locations and illustrating the variations, particularly in leaf dimension ratios and sizes, which can occur in a wide-spread indigenous population.

In Australia these species are represented by only one to two very similar clones and the comparison with the wide natural variation was a lesson in the effects of large gene pools against restricted ones.

In the case of *C. caudata* represented in the West only by two divergent forms, one with long narrow leaves like *C. tsaii* from David Feathers' collection in California, the other with wider shorter leaves, somewhat like *C. rosaeflora*, from the Nuccio Nursery, the herbarium collection illustrated a wide range of forms in between, but all characterised by the typical "cauda" or tail, which gave the leaves a long fine apex and the species its name.

We learned that *C. granthamiana* was no longer the lonely species, as over 30 plants have been located in the wild and considerable plantings of seed have been made, which have illustrated substantial variety in vigour, plant growth and leaf size, colour and veination.

The material from *C. crapnelliana* was a source of considerable interest. In Australia all the material comes from "pod-mate" seeds sent to the late Walter Hazelwood by Ralph Dean, when Director of Urban Services in Hong Kong, about 25 years ago. Three plants survive; one, belonging to the author, in Wirlinga; one in what was the Riddles' garden in Pymble and the final one in the E. G. Waterhouse garden Miranda. Despite many efforts, none of these plants (now trees) have set seed, either by selfing or crossing, and they will not graft satisfactorily on the usual root stocks.



Tai Lung farm

However, in the wild and cultivated populations in Hong Kong they set seed readily and form large seed pods up to 100mm in diameter, containing up to 24 seeds. They have also set seed in America in mixed population of the species. It would appear that the species may be self sterile. Certainly the Australian clones appear to be so. When asked if there was any trouble grafting *C. crapnelliana* in Hong Kong, we were told they were only grown from seed.

Another point of interest was that the Chinese botanist Professor Zhang Hongda had reduced the species *C. gigantocarpa* Hu, 1965, and *C. latilimba*, Hu et Huang, to synonyms of *C. crapnelliana*. Plants of *C. gigantocarpa*, seen at the Kunming Botanical Institute, showed substantial variation to the *C. crapnelliana* as grown in Australia. However, some of the herbarium material exhibited considerable similarity and its diversity could well have included both forms. We were informed that Dr. Zhang had spent some time in the Herbarium examining this material, which no doubt led to his decision that they were one and the same species.

The only point we could not determine was

if *C. gigantocarpa*, as mature trees, also exhibited the charming, smooth brick-red trunks of *C. crapnelliana*. There was no indication of this on the 5 foot pot plant at Kunming.

After the visit to the herbarium, we were guided by Mr Lai, the officer concerned with plant seed collections, to a park where a large *C. granthamiana* grew. This was the first one propagated from the original tree by aerial layering. After this the party was taken to two nursery facilities, including the Tai Lung Farm, where beds of seedling *C. granthamiana*; *C. hongkongensis* and *C. crapnelliana* were rowed out and illustrated the variations in leaf shape, colour and growth vigour that can be expected in large wild populations of these species.

Kadoorie Gardens

In the afternoon the group drove to the Kadoorie Experimental and Extension Farm and Botanic Gardens, where we were met by the charming and expert supervisor of the Gardens, Mrs Gloria Barretto.

This area was acquired by the Kadoorie brothers, Laurence and Horace, in 1951 to set up an experimental and training farm to assist the refugees in re-establishing farming under Hong Kong conditions. An Agricultural Aid Loan Fund was established with the backing of the Hong Kong Government. The Botanic Gardens were established at Paak Ngau Shek, on very steep hillside slopes running up a valley between two ridges, with the land rising from 1000 feet above sea level to over 3000 feet.

The area included considerable native plants in its protected gullies and in the years since its establishment, closed off from the annual brush fires, many other native plants have regenerated. Only recently a hitherto un-noticed small tree came into bloom. It turned out to be a very rare species, *Tutcheria microcarpa*, a camellia relation.

Wild plants of *C. salicifolia* and *C. assimilis*, of some size, were growing in the gardens in beautiful conditions, while on the higher levels on the ridges and hilltops, were populations of *C. kissii* growing amongst the huge boulders.

Specimens and plantings of cultivars of *Camellia japonica* were growing in protected positions. It was a thrill to identify the old Chinese cultivar 'Linjiao Dahong' (Red Hexagonal) which had been brought to England in a clipper ship about 1804 and named 'Myrtifolia' in Curtis's Botanical Magazine, 1814, and to see it still growing in its land of origin, although now rare in the western world. Due to the late season, very few camellias were in flower, however a red paeony somewhat like 'Blood of China' was probably an old Cantonese variety, 'Wuse Mudan' (Colourful Paeony). We were informed that there were about 15 different cultivars in the garden, all old Chinese varieties from Shanghai and Canton.

Other camellias were seen in gardens around Hong Kong and in the Botanic Gardens. 'Alba Plena' and 'Otome' were in bloom and a white paeony form with one pink line across it with the Chinese name, 'Baishiba Xueshi' or "Scratched Face".

A ferry trip across the harbour to the island of Lantau and a bus ride up the Ngong Ping mountain to the Po Lin Monastery brought us to a courtyard of tubbed camellias with more in a garden on the right side of the main temple.

Again, these were all old Chinese varieties such as 'Xue Mudan' (Snow Paeony), 'Meizuzi' (Purple Rose) and 'Qixinhong' (Seven Hearts Red). * Unfortunately, most were not in flower and could not be identified.

Camellia japonica cultivars grow and bloom quite well in Hong Kong, particularly on slopes, gullies and hills over the 300 metre margin, and there appears to be no reason why some of the modern hybrids could not be introduced.

* See colour section

THE BRIGHTON CONGRESS

The organisers of the I.C.S. Brighton Congress 1985, together with the U.K. Society Members, look forward to welcoming as many as possible of their *Camellia* friends from the other regions of the Society. Come and 'talk *Camellias*' and at the same time enjoy the visits that have been planned

to many world famous gardens.

Details of the Congress have been circulated to all Members in the latest newsletter but if you wish to refresh your memory, please refer to the foot of page 35 of this journal.

A letter of appreciation and a post script to the China Tour

Lettre de reconnaissance et post-scriptum à l'excursion en Chine

Carta de agradecimiento y posdata a la gira de la China

Lettera di apprezzamento e un poscritto al viaggio in Cina

Mr John Tooby
Worcester
England, WR6 5JG

May 11, 1984

Dear Mr Tooby,

Little did I dream when I entered China as part of a worldwide delegation to help plant an International Friendship Camellia garden in Kunming that I would end my trip in an entirely different situation with little thought of flowers on my mind.

Trying to cure myself of a stomach bacteria picked up sometime during the first three weeks on the tour proved useless. So upon reaching Shanghai where the medical facilities are some of the best in China, I was quickly taken from the hotel to a nearby hospital by a Chinese Doctor and nurse who had been called in to help me. Even though critically ill by that time, with other side effects, I remember thinking to myself that I could imagine how Moses must have felt as the Red Sea parted to let him pass. The people everywhere opened a path to let us through, in the hotel, on the street, and in the hospital. I cannot speak highly enough of the hospital and the staff. There was no procrastination in the administering of tests, treatments, and medicine. The nurses, dressed totally

covered in white with only their eyes and hands visible, looked like tiny angels floating in and out of the room. The Doctors were very attentive and liked to talk to practise the little English they knew. The only person who was upset with me was the cook who could speak no English and could not understand why I had trouble in eating. He thought I was unhappy with his food and one night, even called the Doctor back to the hospital to see what my problem was. So at 9.30 p.m. he and the Doctor prepared fresh hot stewed apples for me and stood by to watch me obediently eat every last bite. After three days, I was well enough to return to the hotel and on back to Hong Kong. We were disappointed in missing the ten days of our tour. However, the concern and love shown to me by the staff of Huadong hospital will remain a vivid, fond memory long after the sights and sounds of places visited have grown dim.

The total cost including the Doctor's visit (Dr Zhang Bo Sung), hospital, four bottles of drip, many injections, laboratory, medicines, etc. was \$61 US dollars. These services in Texas would have cost at least \$1,000.

Come visit with us, but don't get ill.

Boyd and Lorena McRee
Conroe, Texas.

Problems of Oriental Nomenclature

Problèmes de nomenclature orientale

Problemas de la nomenclature oriental

Problemi di nomenclature orientale

T. J. SAVIGE

International Nomenclature, Wirlinga, N.S.W.

The International Nomenclature Code accepts names originally published in character form as valid, if they conform to the general requirements for validity.

The Code also states that a transliteration or translation can take the place of the

characters for western use and it is in the matter of transliteration that problems arise.

Chinese transliteration

In transliteration from the Chinese, the matter has been clarified by the Chinese Government

nominating the “Pinyin” method as the only officially accepted transliterated system. The only problem has been reaching agreement on how the name would be written. It was decided that, in most cases, it would be written as one word but where the word was too long for ease of pronunciation, it would be split into associated groups. Wherever the word “cha” for camellia was used, this is written separately. No hyphens are to be used and each word (where there is more than one word in the title) is to be written with a capital letter.

Examples of the single word names are:

‘Fenyu’; ‘Qinhong’; ‘Dayunpian’ and ‘Kunmingchun’.

Examples of names split into associated groups are:

‘Luanye Yinhong’; ‘Liuye Yinhong’; ‘Meihong Guiye’ and ‘Taohong Zhaoyang’.

Examples of names including ‘Cha’ = Camellia: ‘Hongwan Cha’; ‘Yulan Cha’; ‘Yunhua Cha’ and ‘Pingban Dali Cha’.

For greater detail on this method, consult the article “The Origin and Classification of the Garden Varieties of Camellia Reticulata” by Te-Tsun Yu and Bruce Bartholomew in the American Camellia Yearbook 1980, pp. 1-29.

Japanese transliteration

There are three main transliteration systems that have been used in Japanese. These are the ‘Nippon’, the “Kunrei” and the “Hepburn”. Also, in the approximately 1800 Chinese characters used by the Japanese, most have two accepted pronunciations, the “on” or Chinese and the “kun” or Japanese, and hence two different transliterations.

Most camellia names in Japan are largely given in Chinese characters. This has produced a proliferation of differently split and differently written transliterated names for Japanese camellia cultivars, as can be seen from the following examples of the ways in which the name of the variegated form of ‘Akashigata’ (Lady Clare) has been written.

The characters for this cultivar are 大虹 and its name has been variously written as:

Ōniji, Ō-niji, Oniji, O-niji

—Ohniji, Oh-niji, Oh-Niji

Ooniji, OO-niji, Oo-Niji

Dainiji, Dai-niji, Dai-Niji, Daiko, Dai-ko

Tainiji, Tai-niji, Tai-Niji

The translation is “large Rainbow”.

The first character 大 is written “Tai” or “Dai” in the Chinese pronunciation and Ō, Oh

or OO in the various Japanese transliteration systems, and means “large” or “great”.

The second character 虹 is written “Ko” in the Chinese pronunciation and “niji” in the Japanese way.

Due to the decision to use the “Hepburn” system, the name written as ‘Ōniji’ is the preferred one, all the other names are nominated as “different readings”. This is done as, according to Japanese authorities, all are equally correct. However, only one way of writing the name can be considered as internationally valid according to the Code.

Lists including Japanese names that have recently been published still contain different ways of writing these names, and this includes lists in the latest issues of the “International Camellia Journal” and “Camellia News”. It is obviously highly desirable that one way only be considered valid, and a strong effort on standardisation is recommended, particularly on the spelling used in official publications by the various camellia societies.

Basically all names should be written as one word, with the four exceptions as published in the article “Some Nomenclature Errors” in “Camellia News” and the article “Camellia Nomenclature” in the “International Camellia Journal”. (1983)

In the case of these exceptions hyphens are used to connect the separate parts of the name, but only the first part carries a capital letter. There is only one exception to this, and that is when a place name is included in the cultivar name as in the final example below.

Some examples follow:

Correct	Other ways of writing the name
Nishiki-gasane	Nishiki Gasane; Nishiki-Gasane
Hoshihime	Hoshi-Hime; Hoshi Hime
Hikarugenji	Hikaru Genji, Hikaru-Genji
Iwai-no-sakazuki	Iwai-No-Sakazuki
Iromokamo	Iro-Mo-Ka-Mo
Hi-otome	Hi-Otome, Hi Otome
Beni-osaraku	Beni-Osaraku, Beni Osaraku
Hi-no-mihata	Hi No Mihata, Hi-No-Mihata
Kanzaki-aka-wabisuke	Kan-Zaki-Aka-Wabisuke
Shirakawa	Shira-Kawa
Takehimakasuri	Take-Shima-Kasuri
Hanamiguruma Nagoya	Hanami-Guruma-Nagoya

The multiple use of capitals seems largely a western addition, as most Japanese authorities use an initial capital only, although some Japanese authors write the whole name in capitals in their books, as also does “Camellia Nomenclature”. Otherwise, for uniformity, it is recommended that all Japanese camellia names be written with the initial capital letter only, the rest being in lower case.

Thirty years of camellia growing

Trente ans de production de camélias

Treinta años dedicados al cultivo de las camelias

Trent'anni di coltivazione della camelia

DR. ANTONIO SEVESI

Milan

First of all I apologize for I'm often going to speak about myself in writing this account. I should have liked to have some collaborators, but, at least for the first part of my work, I couldn't have any. Just thirty years ago, I had the luck to have at my disposal a garden in rather bad condition. But there were five big camellia trees. To tell the truth, at that time, I didn't know camellias. In the first months of my life, I had been living near trees, but they were fruit trees and a large vegetable plantation. There were a few flowers: rose, hydrangeas, oleanders and others. My first contact with camellias left me perplexed. They were big trees, but neglected and covered with cochineal. On the other hand I could devote myself to them only for a short time because I was working about 150km. from this garden and so I could take care of it only on Sundays. First of all I tried to know more about camellias and the best environment conditions for their growing. To tell the truth, in the gardens nearby, there were other camellia trees, but all in very bad condition. Advice asked of local gardeners and floriculturists didn't assist me. They were vague and seemed to be wrong. Then I started to contact English, American, Australian and Japanese Camellia-hobbyists and to buy foreign books because in Italy there weren't any really good ones. After having learned something about camellia growing and its best environment I realized that the garden I had at my disposal was situated in a proper place to grow this kind of tree: by the side of Lago Maggiore in a quite sheltered place.

Of course the big worry was how to leave the trees for six days a week. Also the special operations of manuring and disinfecting were difficult to carry out. So I was determined to grow camellias in the best environment and in the most simple way, requiring the minimum of care. At the same time I realized that there were many varieties in the world, a lot of them completely unknown to me. I decided to import one hundred varieties. They were little trees. I transplanted and I took care of their growing with a lot of attention, compatible with my position. The peculiarities of the ground were good or even the best. Intentionally I didn't

want to use particular manurings and, keeping in mind that the wild camellia is an undergrowth tree, I tried to create the same environment. I think that the big trees with their roots growing in the ground are dangerous for camellias because they absorb a big quantity of water; on the other hand the garden was situated one hundred metres from the lake and so the atmosphere was constantly damp. This dampness was increased by a brook crossing the garden. Limiting to a minimum the big trees which, in my opinion, were dangerous for camellias, I decided to cover the ground where the camellias were planted, with layers of leaves about twenty cm. thick. I read that some cultivators change these layers of leaves every year because they think that some infesting fungi can grow and become dangerous for camellias. In thirty years of camellia growing, I have never had this trouble. On the contrary I have to state that in the place where I have planted the camellias, there were many big infesting weeds. I extirpated them every year and now, under the layer of leaves, there are just a few, which can be extirpated very easily. This method turns the ground and the air can pass through plentifully, creating the transformation in humus of the above mentioned leaves. The growing of the trees isn't so exceptional as where vegetation is forced, but is very good and the trees are particularly sound. In these thirty years I have cultivated thousands of camellias, but only three or four of them died and for a precise reason, not because of an illness. This happened either by the rejection of the graft or for mistakes in transplantation. The layer of leaves helps to overcome both dry weather periods and very cold ones even in the ground. Then with the decomposition of the leaves, nourishing elements and also useful microelements can grow in the ground. I have never found a deficiency of certain elements which are absolutely necessary for the feeding of the trees.

After thirty years the care I have for my camellias, which are now several hundreds, comes down to the elimination of the weeds once a year. In the same moment in which I

stir up the ground to take away the weeds, I wet it plentifully and as the old layer of leaves has become humus, I prepare a new one.

These operations are made on an area of about 4,000 mq. Another operation I do for my big plants is pruning which permits the growth of new leaves. And so having at my disposal only one day a week to care for my camellias, I believe I'm giving them a nice and easy existence and they thank me, once a year, with their beautiful flowers. The garden where I grow my camellias has a particularly good soil and microclimate but also in many other places in Italy you can find a good environment for camellia growing. I must also say that, nowadays, camellias are particularly asked for both as garden plants and as container plants. In this second case the growing is more difficult, but not impossible. Even in cities like Milan, the camellias growing in containers on the balconies have unexpectedly increased, thanks to the camellia show taking place every year in this city.

Trent'anni di coltivazione di camelie

DR. ANTONIO SEVESI

Mi scuso innanzitutto se in questo scritto debbo parlare spesso di me stesso.

Avrei molto desiderato avere dei collaboratori ma questi, almeno per la prima parte del mio lavoro, mi sono mancati.

Solo una trentina di anni or sono ho avuto la fortuna di avere a disposizione un giardino in condizioni piuttosto disastrose. Vi erano però, cinque grandi camelie.

Per la verità, a quel tempo, non conoscevo le camelie. Ero vissuto fin dai primi mesi di vita a contatto con piante, ma si trattava di alberi da frutta ed, inoltre, vaste piantagioni di verdura. I fiori erano pochi: rose, ortensie, oleandri ed altri.

Il mio primo contatto con le camelie mi lasciò perplesso. Erano grandi piante coperte, però, di cocciniglia, trascurate. D'altra parte il tempo che io potevo dedicare loro era piuttosto modesto, perchè il mio lavoro si svolgeva a 150km. dal punto in cui era situato questo giardino per cui potevo curarlo solo la domenica.

La mia prima preoccupazione fu di conoscere le camelie per risalire alle condizioni ambientali più adatte per la loro crescita.

Per la verità nei giardini dei dintorni vi erano altre piante di camelia tutte però in condizioni

pietose e trascurate. Notizie chieste sul posto a giardinieri e floricoltori non mi persuadevano. Erano vaghe e davano l'impressione di essere erronee.

Ho cominciato, quindi, a mettermi in contatto con cameliofili inglesi, americani, australiani e giapponesi ed a rifornirmi di libri, pure essi stranieri in quanto in Italia non ne esistevano di veramente validi.

Acquisita qualche notizia sulla coltivazione delle camelie e l'ambiente più adatto, mi resi conto che la località in cui avevo a disposizione il giardino era particolarmente adatta per coltivare questa pianta. Il giardino era sulle sponde del Lago Maggiore in località piuttosto riparata.

Naturalmente il grande problema rimaneva quello di abbandonare le piante per sei giorni alla settimana. Anche le speciali operazioni di occimazione, disinfezione, erano difficili da realizzare. Mi sono prefisso, quindi, di coltivare le camelie nell'ambiente più adatto a loro e nel modo che richiedesse il minimo di cure. Nello stesso tempo mi resi conto che le varietà disponibili nel mondo erano molto numerose e la maggior parte, in Italia, assolutamente sconosciute.

Decisi di importarne un centinaio di varietà. Erano piccole piantine che io misi a dimora con la massima cura e ne seguii la crescita con grande attenzione, compatibilmente con le mie possibilità.

Le caratteristiche del suolo erano buone se non ottime.

Così cominciai la coltivazione delle camelie. Non volevo di proposito usare delle concimazioni particolari e tenuto presente che la camelia allo stato selvatico è una pianta da sottobosco ho cercato di creare un ambiente simile.

Le grosse piante con le loro radici che si diffondono nel terreno ritengo siano dannose per le camelie in quanto assorbono una notevole quantità d'acqua, d'altra parte essendo il giardino a poche centinaia di metri dal lago faceva sì che l'atmosfera fosse costantemente umida. Tale umidità era accresciuta dal fatto che il giardino è attraversato da un ruscello.

Limitando al minimo le grandi piante che, a mio parere, disturbavano le camelie, ho ritenuto coprire il terreno, in cui sono piantate le camelie, con strati di foglie per uno spessore di una ventina di centimetri. Ho letto che tale pacciamatura viene da alcuni coltivatori di camelie cambiata ogni anno, perchè ritengono si formino nella stessa dei funghi infestanti che danneggiano le camelie. In trent'anni di colti-

vazione non ho riscontrato alcun inconveniente di tal genere. Anzi, devo precisare che dove ho piantato le camelie vi erano molte erbe infestanti di notevoli dimensioni. Pazientemente tolte ogni anno, ora sotto lo strato di pacciamatura se ne formano molto meno ed inoltre si estirpano molto facilmente.

Questa operazione smuove il terreno e l'aria penetra abbondantemente creando un ambiente che facilita la trasformazione in humus delle foglie utilizzate per la pacciamatura.

La crescita delle piante non è eccezionale come nelle floriculture dove la vegetazione viene forzata, però è ottima e le piante si presentano particolarmente sane.

Delle migliaia di camelie che ho coltivate in questi trenta anni, ne sono morte tre o quattro e per cause ben definite, mai per malattia. Si trattava o di rigetto dell'innesto o di errori di trapianto.

La pacciamatura permette di superare i periodi di siccità ed i periodi forte gelo anche nel terreno. Inoltre con la decomposizione della pacciamatura stessa, nel terreno si vanno accumulando elementi nutritivi ed anche microelementi utili.

Non ho mai riscontrato deficienze di certi elementi che pure sono indispensabili per la nutrizione delle piante.

Dopo trent'anni le cure ho per le mie camelie, che sono parecchie centinaia, si riducono all'eliminazione delle erbacce una volta all'anno.

Nel momento stesso in cui si sommuove il terreno per togliere le erbacce bagno abbondantissimamente e siccome la vecchia pacciamatura si è in parte trasformata in humus, faccio una nuova abbondante pacciamatura.

Tali operazioni vengono fatte su una superficie di circa 4.000 mq.

Altra operazione che faccio sulle grosse piante è la potatura che mi ha permesso di ringiovanirle.

E così pur avendo a disposizione un solo giorno e non sempre alla settimana per curare le mie camelie, ritengo di dar loro un'esistenza piacevole e facile ed esse mi compensano dandomi una volta l'anno degli splendidi fiori.

Certo che il giardino in cui coltivo le camelie gode di un suolo e di un microclima particolarmente favorevole, ma in Italia molte sono le località dove si può trovare un ambiente particolarmente favorevole alla coltivazione delle camelie.

Debbo aggiungere che oggi le camelie sono particolarmente richieste sia come piante da giardino, che come piante in vaso.

In quest'ultimo caso la coltivazione è più difficile, ma non impossibile.

Anche nelle grandi città come Milano, la coltivazione delle camelie in vaso sui balconi ha preso un incremento del tutto imprevisto, grazie anche alla mostra di camelie che ogni anno vi viene organizzata.

The cultivar names of *Camellia japonica* in the first half of the 17th century

Noms des cultivars du *Camellia japonica* dans la première moitié du 17^{ème} siècle

Los nombres de las variedades cultivadas de *camellia japonica* durante la primera mitad del siglo XVII

I nomi delle varietà coltivate di *Camellia japonica* nella prima metà del Seicento

YOSHIAKI ANDOH

Kobe

Camellia japonica found its first great vogue in the initial half of the 17th century which roughly corresponds to the Genna and Kan'ei eras. With the fall of Osaka Castle in early Genna (1615), the entire country came under the rule of the Tokugawa and long years of peace followed, generating a tendency toward indolence and decadence. The nominal Emperor, Go-mizuno'o (1611-1629) tried to drown his political dissatisfaction in the pursuit of arts and culture. Against such a background,

a unique culture called Kamigata-bunka was born in the Kyoto-Osaka area. The cultivation of *Camellia japonica* was one of the characteristics of Kamigata-bunka, and that floriculture of 350 years ago reached a surprisingly high standard.

The fashion of camellia cultivation spread all over Japan, from the northeastern Hokuriku region to the southwestern corner of Kyushu, from the Emperor to humble citizen. Court nobles set up full-scale camellia gardens, princes

and daimyos (feudal lords) jealously guarded rare varieties, and priests lovingly cultivated camellias, joined by doctors, professional Renga poets, merchants and gardeners all avidly collecting Camellias — a vogue that engulfed the nation.

A versatile priest and writer, Sakuden Anraku'an was a particularly zealous collector, amassing a hundred cultivars in 17 years. He compiled a book titled "Hyaku-chin-shuh (The Hundred Camellias)" in 1630, in which he named and described each cultivar, and recorded in a dilettantish style the reasons for the names, the places of origin and the means of acquisition. Sakuden's camellia garden was situated in the Chikurin'an of the Seiganji temple in Kyoto, but today there is no trace of the garden itself.

Giving beautiful poetic names to his Camellias was a purely personal pleasure for Sakuden, and we can presume that most of the names did not spread beyond his garden limits. Fortunately for identification, however, he also used several widely-accepted names in his reference work. These include: 'Sankoh', 'Kikyoh-tsubaki', 'Sazanka-tsubaki', 'Yawata-tsubaki', 'Genna', 'Koshimino', 'Rankei-tsubaki', 'Suminokura-tsubaki', 'Hino(dono)-tsubaki', 'Kannonji-tsubaki', 'Hon'inboh', and '(Hiroshima)-Ohusuiro'.

'Yawata-tsubaki' with very large red in paeony form was also called 'Botan-tsubaki'. 'Suminokura-tsubaki' was said to have been acquired by a wealthy merchant, Yoichi Suminokura of Saga, Kyoto, and also named 'Yoichi-tsubaki'. Sakuden's 'Koma-nishiki' might be the same cultivar as the 'Kohrai-tsubaki' which was given to Enshuh Kobori, a noted garden designer, as a gift from an acquaintance, but there is no conclusive evidence. 'Korai-tsubaki' appears as 'Kurai' in the "Kadan Kohmoku" compiled in 1681. Again 'Kara-nishiki' in the "Hyaku-chin-shuh" is not likely to be similar to the popular one in later days, but is presumed to be Sakuden's private naming.

In his book, Sakuden referred to the then-popular names of some of his original names. Those occurrences are listed below with the prevalent names in parenthesis.

Oboro-zuki (Owari-tsubaki)
Katsura-no-hana (Sumiya-tsubaki)
Iroteruyama (Ise-tsubaki, Yamato-sangai)
Shirafu-no-taka (Shiro-ise)
Irihi-no-kage (Tsutsuji-tsubaki)
Hana-no-sakari (Aka-Owari-no-chiritsubaki)
Kiku-no-sakazuki (Mokichi-tsubaki)
Takukinkoh (Tsuruga-tsubaki)
Hahasono (Toh'an-tsubaki)

Someya-no-teishu (Tonda-monogurui)
Shimo-no-momiji (Shibori-tsubaki)
Takigi-no-noh (Ashihara-tsubaki)
Asane-no-toko (Akasaka-futae)
Wagamama (Bukkohji)

'Aka-Owari-no-chiritsubaki' would be the 'Aka-Owari' of later days. From some of the unfootnoted names in the "Hyaku-chin-shuh", we can surmise their popular names from Sakuden's description. 'Semi-no-hagoromo', which Samanosuke Tokunaga had acquired in Gifu and treasured, would be the popularly called 'Tokunaga'. The uniquely formed 'Shizuya-no-chasen' with Ichijoh' in temple in Nara as its historic place of origin would be the 'Chasen'. 'Asane-no-toko' which, according to Sakuden, was rumoured to be the famous 'Akasaka-futae' of Mino would be the 'Akasaka' of later years, or possibly known 'Mino-tsubaki'.

In addition to the above-listed popular names, "Hyaku-chin-shuh" includes two widely-known cultivar names without specific description: 'Kikutoji' and 'Mokkoh'. 'Kuro-tsubaki' also appears, but this should be considered as a term of classification rather than the name of an individual cultivar. We can find a parallel example in 'Murasaki-tsubaki' which Sakuden used as a taxonomic term in a section titled "Murasaki-tsubaki no Bu (Murasaki-tsubaki Section)".

The vogue was certainly not limited to wealthy persons, but the most enthusiastic amateurs were the court nobles who possessed sufficient garden space for camellia cultivation. Moreover, they could use the privileges of a noble family in acquiring rarer plants, and had better opportunities to expand their collections through exchanges among themselves. And at the top of the camellia-loving nobles was the ex-Emperor Go-mizuno'o-in. There was a flower garden in his Sentoh-gosho palace and he enjoyed a fine collection of camellias which had been offered to him either as gifts or at his request. Hidetada, the 2nd Shogun of Tokugawa line, was said to have had a penchant for flowers, and his daughter, the Empress Tohfukumon'in to the Emperor Go-mizuno'o also had many camellias planted in her garden. The situation of those days is described in detail in Dr. Yoshiaki Morisue's "The Interest in the Camellias Shown in Kyoto of the Early 17th Century" (1970).

Among the court nobles, a Gon-Dainagon (councillor of state), Sukekatsu Hino was as enthusiastic a camelliophile as Sakuden. 'Hino-tsubaki' which was named after him was originally one of the seedlings in Sentoh-Palace,

which ex Emperor Go-yohzei'in had planted. Prince Hachijoh-no-miya Tomohito gave him a graft of 'Chiri-tsubaki', a scattering camellia which the prince had never allowed to be propagated. These episodes show that Sukekatsu was deeply trusted as an accomplished camellia authority. His name was known even in Edo (present-day Tokyo). A Sangi (councillor of state) Jikei Nishi-no-toh'in who was the father-in-law of Sukekatsu's younger sister was also an extraordinary camelliophile. The Udaijin (minister) Nobuhiro Konohe had many camellias planted in his back garden, and the Sesshoh (regent) Kenka Ichijo also had a fine camellia garden which he proudly showed to his guests. Another devotee was Dainagon Hidetsugu Yotsutsuji, who presented Sukekatsu the grafts of 'Kaga-botan' and 'Shirakumo-tsubaki'. There might be some connection between him and the 'Yotsutsujidono' which is one of the 23 camellia cultivars recorded in Engelberto Kaempfero, D.'s "Amenitatum Exoticarum" (1712). Sukekatsu presented a big plant of a large-flowered 'Oh-tobiri' to a Chuhnagon (councillor of state) Mitsuhiro Karasuma who wrote a preface to the now destroyed "Hyaku-chin-zu", a picture of one hundred Camellias, vague as it is shows how much he was really devoted to Camellias. Johshin Oda, who was not a court noble but a member of an influential family, had nearly a hundred Camellias planted in his flower garden. A 'Johshin-oh-shiratama' included in a group of Camellias Sukekatsu transplanted collectively in his garden might have some connection with Johshin Oda, though Sukekatsu used a homophonous but different character for "shin" in his record.

The two Camellia fanciers of nobles, Sukekatsu Hino and Jikei Nishi-no-toh'in were both meticulous journalists, and their respective diaries, "Sukekatsu-kyoh-ki" (Sukekatsu kept another diary titled "Ryohgen'in-ki" which was a record of his official life) and "Jikei-kyoh-ki", tell us how they enjoyed their private hours fully preoccupied with camellias. Their diaries vividly describe the refined ways the court nobles treated camellias.

We could even learn something concerning the histories in the widely-spread Camellia vogue. The cultivar names and the years of their first appearance in these two diaries, along with those in Sakuden's "Hyaku-chin-shuh" (see List 1), are invaluable data in understanding Camellias of Japan in the first half of the 17th century. Based on Dr. Morisue's study, the cultivar names of camellias in the two

diaries are listed in List 2.

The 64 names in the List 2 seem to comprise nearly all the then-popular camellias. The names in circulation which appear only in "Hyaku-chin-shuh" are: 'Shiro-ise', 'Yawata-tsubaki', 'Aka-Owari', 'Koshimino', 'Rankei-tsubaki', 'Toh'an-tsubaki', 'Tonda-monogurui', 'Shibori-tsubaki', and 'Ashihara-tsubaki'.

A priest of Rokuonji temple, Hohrin (a son of Jun-Daijin, an associate Minister, Harutoyo Kanshuhji) also kept a diary which covers much the same period. Referring to his diary (1636-1645), we could add the following cultivar names to the list.

Oh-suka-tsubaki (1639)
 Oh-shiratama (1642)
 Hitoe-boshi (1645)
 Awamori-tsubaki (1645)
 Hitoe-jishi (1645)
 Kimura (1639)
 Gorohzaemon (1642)
 Yae-jishi (1645)
 Sanemori (1645)

'Gorohzaemon' was a camellia cultivar owned by flower enthusiast, Gorohzaemon Minakuchi of Zaimoku-cho, Kyoto, being presumably identical to 'Taki-no-shiraito' by Sakuden.

Sakuden's historical description of each plant provides important clues in tracing the spreading routes of popular cultivars. Some were carried from remote regions to the Capital Kyoto, such as the above-mentioned 'Semino-hagoromo' which Samanosuke Tokunaga obtained in Gifu: 'Katsura-no-hana' or 'Sumiyatsubaki' which Dohkei Sumiya of Kyoto who devoted in quiet taste acquired in Sanuki, Shikoku; 'Kara-nishiki' originally planted in the front garden of Shohsuke Okamoto, a vassal of Ii-Kamon-no-kami, the Lord of Sawayama, Gohshu; 'Kiki-no-sakazuki' which Sakuden received from the Lord of Owari, Yoshinao Tokugawa; 'Koshimino' possessed by Kida Awa-no-kami who was a vassal of Maeda Hizen-no-kami, the Lord of Kaga, Noto and Etchu. 'Kaeru-yamabito' which was treasured by the Lord of Takatsuki, Osaka, Matsudaira Kii-no-kami; 'Seta-no-nagahashi' which was jealously kept by the Lord of Zeze, Gohshu, Suganuma Oribe: 'Shimo-no-momiji' which was said to be originally planted in the front garden of the Lord of Bingo and Aki, Asano Tajima-no-kami; 'Asane-no-toko', the alleged 'Akasaka-futae' of Mino which was planted in the garden of the magistrate's office of Okada Ise-no-kami; 'Kannonji-tsubaki' which was said to come out from Kannonji temple in Ashiura, Gohshu; 'Hon'inbohi' with Mikawa

as the alleged place of origin; and 'Oh-usuiro' or 'Hiroshima-oh-usuiro' which was secured by a merchant and ardent plant explorer, Sohzen Susukiya.

Some were found in and around Kyoto, such as 'Tonasegawa' which grew naturally in a garden of Tomohiro, a plant hunter and skilled cultivator in Matsubara street, Kyoto; 'Rankei-tsubaki' which a convert offered to a priest of Daitokuji temple; 'Yawata-tsubaki' originally was owned by a flower-loving monk who lived in Hashimoto at the foot of Otokoyama hill; and 'Shiba-onkoh' was found in a person's private residence in the western hill, Yamashiro. Some of the cultivars found in and around Kyoto might have been originally imported from remote regions, but there were a number of cultivars evidently raised in Kyoto, such as 'Genna' which Doh'en Kameya grew from seedlings sown in the early Genna Era; 'Hinodono-tsubaki' which had its origin in the seedlings sown by Go-yohzei'in; and 'Takanotsume' which was sown by Sohwa Katsutani in Aya-no-kohji street, Kyoto and first flowered after five years.

The places of origin of some of the recorded plants are surmised from their very cultivar names, such as the following:

Aka-Owari-no-chiritsubaki	Echizen	Higo-sangai
Hiroshima-oh-usuiro	Hiroshima-shibori	Isahaya
Ise-tsubaki	Ishiyama-dera	Kaga-botan
Kamakura-tsubaki	Mino-tsubaki	Ohmura
Owari-tsubaki	Owari-sangai	Seki-no-tsubaki
Seta-no-nagahashi	Shiro-ise	Shiro-Ohmura
Shiro-Owari	Tsuruga	Usa-tsubaki
Yamato-sangai	Yoshida-Ohmura	

'Tsuge' of 'Tsuge-no-Sanshiroh' and 'Toyota' might also be place names, but further study is necessary. In the case of 'Koma-nishiki', meaning Korean Brocade, the flower appearance of red anemone form having a mass of petaloids mixed with yellow and white turning red at their base seemed to suggest the idea of naming to Sakuden. Thus, "Koma" does not necessarily mean the place of origin. But if we could establish that his 'Koma-nishiki' and the popularly known 'Kohrai-tsubaki' meaning Korean Camellia actually referred to two different cultivars, then the latter might really be an imported species from Korea. List 3 shows the cultivar names grouped according to their respective places of origin.

As noted above, the native places of Camellias grown in Kyoto were widely distributed, but naturally there were several regions which were better suited for their growth and cultivation. Some 19 out of 55 cultivars of known origin, or 35 percent, came from the Hokuriku region, the Nohbi region, and Shiga

and Mie of the Kinki region, showing that these areas were the main Camellia suppliers. It also demonstrates that, even in those days, the introduction of *Camellia rusticana*, that is Snow Camellia strain, had become an important factor in improvement of camellia flower. Six out of 55 cultivars, or 11 percent, came from Kyushu. The figure itself is not large, but it might suggest the possibility of the crossing of Thicket Camellia with its varieties and sub-species, or even with other species. For instance, 'Kikyoh-tsubaki' meaning Chinese Bellflower Camellia and 'Sasanqua-tsubaki' seemingly of *Camellia vernalis* were supposed to be the interspecific hybrids and their existence is best explained by the Kyushu influence.

Though there are less than a dozen cultivars which retain the names used in our days and many of the names left today are mere homonyms, there should be some cases of synonyms under which the cultivars of the first half of the 17th century have survived.

Note: When the Japanese rendering of Chinese characters in a person's name is not certain, the characters are read phonetically, e.g., "Jikei" as in "Jikei-Kyoh-ki".

List 1 其日菴遊蕪:ヒキ野庵筆依の百稿集 1630
The list of camellias in the "Hyakuchinshu" 1630
by Priest Ren-ō Kijitsuan namely Sakuden Anrakuan

Ameawafure	阿波丸
Asahiya (sim. Mokko)	朝日山 (木上之)
Asane-no-toko (syn. Mino-tsubaki)	朝深ノ底 (尾渡橋)
Chiriwata	崖 崎
Chūkin	第四編号
Datshi-no-chōshi	富士山頂
Fuji-no-takane	富士山頂
Fukki	福
Futsuka-no-tsuki	二日月
Genji	源
Genna	元 和
Gesshoku	月 枝
Goi-no-sato	五音ノ里
Gomenare	御免ル
Gozan-no-ue	五山之上
Gyofu-no-amamino	無花果
Hahasono (syn. Tōan-tsubaki)	花ノ盆 (東尼橋)
Hana-no-sakari (syn. Akaowari-no-chiri-tsubaki, Akaowari)	赤ノ盆 (尾崎橋、赤尾原)
Hanshōyo	環 嶺 嶺
Hanso-ga-kuchi	櫻 葉 口
Hara-no-iro	草ノ色
Hatsuhanazome	初花紫
Hinodono-tsubaki (syn. Hino-tsubaki)	日野洞橋 (日野洞)
Hi-no-tamagaki	神之玉
Hinomoto-no-shigure	日野洞
Hon-inbo	本因坊
Hoshitotatsu	星 一 次
Ikuyo-no-shimo	依 衣 宿
Irihi-no-kage (syn. Tsusuiji-tsubaki)	入日影 (御宿橋)
Iroteruyama (pert. Ise-tsubaki, syn. Yamatosangai)	色照山 (伊勢橋、色照山)
Ishiyamadera	石山寺
Kaeruyamamoto	帰山人
Kaestumazusa	越 玉 草
Kan-ga-haha	花ノ元 母
Kam-no-tsubaki	鎌 野 橋
Kanya-no-tami	菅 野 民
Karanishiki	唐 錦
Kasumerutsuki	草 三 月
Katsugi-no-onkata	橋ノ御方
Katsura-no-hana (syn. Sumiya-tsubaki)	橋ノ花 (尾崎橋)
Kiku-no-sakazuki (syn. Mokichi-tsubaki)	菊ノ盆 (尾崎橋)
Kikyō-tsubaki	秋 櫻 橋
Kimpaikoban (sim. Ise-tsubaki)	金杯科班 (伊勢橋、尾崎)
Kitsune-no-shūgen	狐ノ皮下
Kogarashi	氷
Komanishiki (dub. Koma-tsubaki, Kōrai-tsubaki)	高麗錦 (高麗橋、尾崎)
Koshimino	橋ノ邊
Kōshin-no-tomo	橋ノ邊
Koga-no-ike	小川ノ池
Kōyasan	高野山
Kumoka	雲 叢
Kuroboshi	黒 雲
Kyo-no-kure	今ノ暮
Mine-no-shirō-yuki	山ノ白雪

Owari-tsubaki S 1632 (H 1630)
 Owatsangai S 1637
 Rokujotobi-iri S 1632
 Sanko-tsubaki S 1637 (H 1630)
 Sasanqua-tsubaki S 1632 (H 1630)
 Seki-no-tsubaki S 1638
 Shibenasht-no-tsubaki S 1628
 Shirakawa Gengo S 1632
 Shirakawa-tobi-iri-tsubaki S 1633
 Shirakumo S 1637
 Shiranami S 1637
 Shiratama R 1619
 Shirokimura S 1637
 Shirokoshimino S 1637
 Shiro-owari S 1637

気張瑠
 几張上階
 六名唐入
 三 几瑠
 山名氣瑠
 開心瑠
 心氣瑠
 白川原上
 白川入瑠
 白 瑠
 白 瑠
 白木村
 白 瑠
 白 瑠
 白 瑠

Shishi-tsubaki S 1637
 Sumiya-tsubaki S 1632 (H 1630)
 Tokunaga S 1637 (syn. Semi-no-hagoromo H 1630)
 Toyota S 1637
 Tsuge-no-sanshiro S 1637
 Tsuruga S 1637 (H 1630)
 Tsutsui-tsubaki S 1632 (H 1630)
 Usa-tsubaki S 1637
 Usuiro-tsubaki J 1632
 Yamaji S 1632
 Yamatosangai S 1637 (H 1630)
 Yoichi-tsubaki S 1632 (syn. Suminokura-tsubaki H 1630)
 Yoshida-omum S 1637
 S = Sukekatsuyōki
 R = Ryōgen-inki

獅子瑠
 几瑠
 幾 水(時・水)
 堂 日
 瑠 瑠
 瑠 瑠
 瑠 瑠
 山
 大和工瑠
 手一瑠(月念瑠)
 百四大瑠

J = Jikeikyōki
 H = Hyakuchinshu

Camellias in Northern Ireland

Les camélias en Irlande du Nord

Camelias en Irlanda del Norte

Le camelie nell'Irlanda Settentrionale

JOHN MATTHEWS

Ballymena, N. Ireland

The growing of camellias in Northern Ireland is dominated by one all-important fact, that for very many years almost the only camellias grown out-of-doors in the British Isles were *japonicas*. In only a few favoured gardens and localities in our province have any of these been a reasonable success, and people have been very slow to learn of the revolution that was set in motion when the *williamsii* group was launched.

The expansion of the growing of camellias in the National Trust garden at Rowallane in County Down is a perfect example of this. In the walled garden there are several old *japonicas* which remain virtually flowerless. I admit that they are against a north wall in accordance with the advice commonly given for conditions in Southern England. About fifteen years ago bushes of the *williamsii* varieties 'J. C. Williams', 'Donation' and the *reticulata* hybrid 'Inspiration' were planted in full sun in the open woodland of this garden; they are now fine plants which flower profusely and could vie with anything I have seen in Southern England. After this success about five years ago more *williamsii* and the *reticulata* hybrid 'Leonard Messell' were planted in open parts of the walled garden and they are rapidly making free-flowering plants.

I must not give the impression that *japonicas* are out of the question. Gardens in the warmer and more sheltered south-eastern areas can do quite well with them, but full sun and very good shelter have to be the invariable rules. I can think in particular of one huge bush of what I take to be 'Apollo' at the National Trust garden at Mount Stewart; it flowers most freely and would be an asset in any planting. On the

other hand all smaller plants that I have noticed in that garden are either 'Donation' or 'J. C. Williams'. One gardening friend who lives near Belfast has done well with *japonicas*. He has a very sheltered garden and does not hesitate to plant on south walls; he also gives first class cultivation in the form of heavy mulching and attention to watering.

My own garden is further north in County Antrim and about twenty years of experience there has made me lean much more heavily towards the *williamsii*s than the *japonicas*. Some years ago in full sun and backed to the north by a high thorn hedge, I tried 'Jupiter', 'Elegans', 'Lady Clare' and 'Hatsu-zakura', but even though I waited what seemed a reasonable number of years the result was not encouraging; today *williamsii*s flower well in the same area. On the other hand against a west wall I have free-flowering plants of 'Adolphe Audusson' and the old 'Lady de Saumarez', but then I think they are naturally floriferous varieties. Backed to the north and east by some dense old shrub roses 'Leonard Messell' puts up quite a good show, but apart from that it is *williamsii*s all the way. I have large bushes of 'J. C. Williams', 'Donation' and 'Inspiration' which I cannot fault; indeed I think of them as the 'holy three'. They are so good that even in my small garden with many other types of plants to be catered for I have planted another bush of each. Other new *williamsii*s such as 'Wilber Foss', 'Water Lily', 'Rose Parade' and 'Rose Court' are under trial but I must reserve judgement on these.

Here I would like to make a serious appeal to what I will call generally 'the trade'. Would it not be possible to exercise more thought and discretion as to the types and varieties of

camellias that are sent to garden centres in the north? Time and again I am approached by someone who says: "I have a camellia which hasn't flowered for five years. What should I do?" When I enquire further, or go to see it, it turns out to be an unfavourably sited *japonica* bought from a garden centre proprietor who as yet knows little about camellias and just takes what is sent to him. In the same place a *williamsii* would have been flowering freely and spreading its fame in the eyes of all who saw it. Sadly but firmly I have to say "Dig it up and plant a *williamsii* in its place". But what a waste of time! Very recently I visited the garden of a personal friend and found that through the same channel he had got hold of plants of 'Lady Clare' and 'Donckelarii'. I have never seen good bushes of these varieties any where

in Northern Ireland.

I am satisfied that more camellias are being planted steadily here, and that the banner is being carried forward by the *williamsii* hybrids. About fifteen years ago a very well-known Ulster professional gardener came to see my collection which were flowering quite freely in comparative youth. He had been told about them but obviously did not believe what he had heard. He looked at them somewhat sceptically and said "Can you do that three seasons out of four?" I replied "No, four out of four." He remained silent and continued to look sceptical, but today he has camellias in his garden and sings their praises. The last time I saw him he was wearing a camellia in his button-hole!

Camellia japonica in South Korea

Le Camellia japonica en Corée du Sud

Camellia japonica en Corea del Sur

La Camellia japonica nella Corea del Sud

JOHN T GALLAGHER

Dorset, U.K.

Filled with enthusiasm about the wonderful wild camellias I had just seen in Japan, my Korean friends dismissed my ravings in a patronising, but polite manner. "There are thousands of wild camellias in Korea. The west coast is littered with hundreds of islets and islands — many populated by *Camellia japonica*, at the northern extremity of its range."

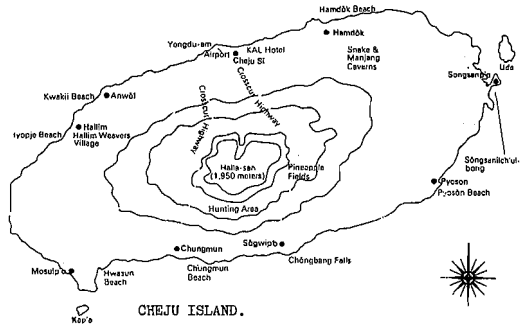
Returning for a longer visit in the Fall, I determined to check this out for myself. National pride is one thing, but proper observation of the plants growing in the wild leaves no room for dispute! My host, Mr Ferris Miller, formerly an American, is now a naturalized Korean and has lived in Korea for over thirty years. Bitten by the plant bug some 15 years ago, he acquired 350 acres on the west coast, together with a small island of 12 acres and began to create the Chollipo Arboretum (figure 1). Four and a half hours drive south of the capital city of Seoul, Chollipo is a dream. It is astonishing to look out over the Yellow Sea, watching some of the most beautiful sunsets in the world, a mere 80 miles across from the coast of the Peoples Republic of China.

Travelling extensively through South Korea, Mr Miller has gathered an outstanding collection of indigenous plants. In addition, through his

world contacts, vast numbers of foreign plants have been imported for trial in the Arboretum. Chollipo has an interesting climate. Unlike England, winter and summer are clearly defined and after the last frost, winter has gone for good. High sunlight ripens the wood and the flowering performance of many a genus is exceptionally good.

The Arboretum is at 36°46' north latitude and 126°08' east longitude. Most of the plants listed zone 8 according to the U.S.D.A. hardiness scale do well. The village itself relies totally on fishing and farming, having a population of around six hundred. The tides in this area are some of the highest in the world, with a maximum spread of over 10 metres (30ft.). The island named 'Blue Rock Thrush Island' at low tide becomes a peninsula. The Koreans collect oysters from the rocks when the tide is out — a never ending crop, the collecting seemingly finely balanced between the oysters being washed in with the fresh tide.

Outstanding amongst all the plants so far, magnolias grow to perfection. The collection of magnolias is really extensive and even at this early stage in the life of an arboretum, many of the plants are flowering well. Even more interesting is the fact that they seed freely,



and I was fascinated to see *Magnolia cylindrica* covered with long red cylindrical seed pods.

Although camellias are well represented in the Arboretum, as yet they can hardly be called a feature. Modern American *japonica* cultivars and Japanese *japonicas* are represented and it will be interesting to observe their performance as they mature.

Returning to Seoul, I met up with Kim un Cho,* President of The Korean Horticultural Society, who had volunteered to accompany me to Cheju Island (figure 2), a large island about 150km south of the mainland of Korea itself. The flight from Seoul was fascinating, good visibility enabling us to see the hundreds of islands off the mainland coast. Landing at Cheju City on the north coast of the island, Korea's highest mountain, Mt. Halla, 1,950 metres revealed herself for the first and last time during our trip! This 'Island of the Gods' has only developed into a thriving tourist ground during the last twenty odd years. The black lava soil reminded me of south Japan and contrasted with the reddish brown earth of the mainland. Our Korean friends met us at the luxury K.A.L. Hotel, a great favourite of

* See colour section

Japanese honeymooners! Driving around Mt. Halla to the south side of the island, we stayed at the home of another Korean friend and his family and slept soundly to the gentle sound of the sea lapping against the shore. An early breakfast of rice, soup and of course Kimchi, without which Koreans can hardly live! Red peppers, garlic, cabbage and white radish, with raw seafood such as crab or oysters, all stored in thick earthenware jars out on the flat roof tops or even buried in the back yard. Certainly an acquired taste, accompanying each meal however large or small.

It was a very dull humid morning when we set off for Sogwipo. With so many huge exotic trees — previously only known to me as shrubs, it was a surprise to realise that the street was lined with dozens of great camellia trees. Single stemmed, over 25ft high, having trunks of up to two feet in diameter. Obviously, flowering and seeding well, we collected seed and cuttings from various trees, the altitude being 450m. Driving on to Nam Won, the earliest single flowered red, at an altitude of 170m yielded seed and cuttings. The Koreans were very anxious that I should collect everything and we were rushed off to a Mr Yang's house at Shin Hyori to collect the 'largest flowered red single — very old tree!'. I expressed surprise that the variation of colour of *C. japonica* is so rare in the wild. Not to be outdone, we were rushed off to the playground at Shinye School. It was Sports Day and amid crowds of Korean children, running races and demonstrating their gymnastic skills, we caused a major diversion by climbing a single weak looking plant reputed to have white flowers, which was in the middle of the playground. My main fear was that it would collapse under our weight, to our eternal disgrace!

Next, on to a four and a half acre farm near Nam Won. The family received us cordially. Their great grandmother 103 years ago started to collect camellia seed as she went to fetch water from the well some distance away. She planted the seed and at first she had many failures. Poor germination and children damaged the seedlings. Her persistence was rewarded as now the farm is surrounded by 600 camellias, 17 metres high, which serve as an excellent wind break and as a source of oil for hair tonics, also easing a rough throat after excessive smoking! A wide variation of leaf forms is very obvious and I hope to return some day to investigate these camellias in more detail.

Trying to fit as much as possible into a limited time, we hired a taxi to take us into the countryside to see camellias completely in the wild. At

an altitude of 250m. at Sun Hul Cho Chom, great thickets of *Camellia japonica** in full exposure were seeding as freely as the mosquitoes bit! It was an astonishing experience and after collecting cuttings and seed, we finally returned to Cheju City.

My interest in plants is not confined solely to camellias and the rest of my trip was devoted to an attempt to climb Mt. Halla to collect. The weather really was against us and although I did get some very interesting material, you can be so easily stranded on Cheju when the weather closes in. We were fortunate to make our way back to Seoul just in time. Plant material and seed were duly despatched to Dr. Clifford Parks at Chapel Hill, N.C. for his collection of genetic material and seedlings are growing out of doors here in Dorset quite happily.

* See colour section

Report on the camellia scene in New Zealand

Rapport sue les camélias en Nouvelle-Zélande

Informe sobre el cultivo de camelias en Nueva Zelanda

Relazione sulla situazione della camelia in Nuova Zelanda

JIM HANSEN

It is pleasing to be able to report that the New Zealand Camellia Society is in good heart and very active at the present time. Membership has continued to grow steadily over the years with new branches appearing, so that we now have nineteen branches extending from the Bay of Islands in the North to the Canterbury branch, centred in Christchurch, in the South. Membership extends even further with members as far south as Dunedin. The total membership is approaching 2700 individuals including well over 200 overseas members in a dozen different countries.

In September, 1982, the New Zealand Camellia Society passed an important milestone in its history when it celebrated its 25th Anniversary with a Silver Jubilee Convention and Show held in Rotorua. A record number of just on 400 members registered for this Convention, and the Show was supported by some 90 members who staged nearly 4000 blooms for the occasion. A Tour Party of American members and a number of Australian members added interest and enjoyment to the gathering. The Show was packed with visitors during the two days it was open to the public and a number of new members joined up on

the spot.

The one opportunity for all members in New Zealand to gather together each year is at the National Convention and Show, traditionally held for three days between late August and mid September. The Convention is held in a different centre each year with the local branch acting as host and arranging the programme and activities, with some guidance and assistance from the New Zealand Council of the Society. This means that each Convention has its own character and attraction.

Apart from the National Convention and Show, each branch organises its own programme for its members, with members of other branches always most welcome to join in. It is interesting to compare the various and varied programmes dreamed up by the branches.

Of recent years there seems to be a growing feeling of nostalgia for things past, which appears to be worldwide. In New Zealand interest has arisen in locating and naming the many old camellia trees scattered about the country, and the Society has been asked for assistance on more than one occasion to help with the re-establishing of old gardens with the varieties of camellias in existence in the nineteenth

century. Of particular note is the restoration of Mansion House, Sir George Grey's former residence on Kawau Island, by the Hauraki Gulf Maritime Park Board. Sir George Grey served two terms as Governor of New Zealand. The residence was opened to the public in 1979, and since then the Department of Lands and Survey has been working on recreating the gardens and grounds as nearly as possible as they existed in Sir George Grey's period on Kawau Island — 1862-1888. The Department has enlisted the help of the Society in obtaining plants of the cultivars they know, or suspect, were planted in the gardens at that time. Fortunately, a number of the required varieties have been found and plants grafted for Kawau Island.

The Society also received a similar request from a lady in Hawkes Bay who purchased an old cottage, and, after a protracted wrangle with the local authorities, moved it to a new site and restored it. Her intention is to have it open for school children to inspect to give them some idea of the type of dwelling our pioneer families lived in. She also wishes to establish a suitable garden with plants of that era and is receiving assistance from members of our Hawkes Bay branch, of which she is now a member.

A number of local authorities have asked for help in selecting suitable varieties for public plantings. An excellent example of this type of project is the Hammond Camellia Garden in Hamilton, an extremely well designed public garden which has been developed and is being maintained by the Hamilton City Council Recreation and Welfare Department with the advice and help of our Waikato branch. Other branches have also been able to assist in the development and planning of public plantings throughout New Zealand. All of this activity helps spread the interest in camellias.

A number of our branches hold shows or displays each year in their local areas, some in halls, but an increasing number in shopping malls, and these attract large numbers of people to these malls, making the shows very popular with the shop keepers concerned. It is also a very effective way to increase the popularity of camellias with the public and has the added advantage of being a good method of attracting new members.

One blessing we can be very thankful for in New Zealand is that we have, in most areas of the country, extremely good growing conditions for camellias. We do not suffer the extreme range of climatic conditions that some countries

are faced with, and generally speaking, camellias thrive out in the open garden with the minimum of attention. We also seem to have less to worry about serious diseases. Undoubtedly the excellent growing conditions, together with the active promotion by the Society and its members, has, to a large degree, been responsible for the large number of good camellias that have been planted throughout New Zealand.

The New Zealand Camellia Register confirms that a number of our members have been active in producing new cultivars. The list of new registrations in the latest New Zealand Camellia Bulletin (April-June, 1984) brings the number of registered camellias in New Zealand up to 218. Many of these camellias have become well known and popular overseas, with cultivars like 'Elsie Jury', 'Anticipation', 'Craig Clark' and 'Jean Clere' winning awards in America. I feel sure that several of the newer registrations will also become popular overseas — such cultivars as 'Mona Jury', 'Jubilation', 'Margaret Hilford' and 'Glowing Embers' to name but a few. Perhaps a feature of New Zealand registrations is the tendency in many cases to produce cultivars that are more inclined to be floriferous, compact garden plants with smaller blooms rather than the large "show" bloom. There are also many plants ideally suited for the small garden, the rockery and pots; such varieties as 'Baby Bear', 'Nicky Crisp', 'Prudence', 'Snippet' and so on are suitable for this purpose.

Yes, the New Zealand Camellia Society is thriving at present but this does not mean that we should be content to relax and drift along, but rather we should be looking to the future. Our Patron, Colonel Tom Durrant, addressed the meeting of the Council of the New Zealand Camellia Society in November, 1982, the same year as our Silver Jubilee celebrations, and the title of his address "Towards the Future". In Colonel Durrant's words, "there is a very obvious need to begin to plan for the future", and he emphasised the constant need to replace annual wastage, making a particular effort to recruit younger members and to involve them in the organisation and running of the Society. Colonel Durrant also touched on public relations, branch co-operation with secondary schools with horticultural classes and with other horticultural societies, and the importance of making sure that our new members are made welcome. A timely address indeed by our Patron.

From our present strength, it is now over to the Executive, the New Zealand Council members, the branches and all members to

give serious thought to the future of our Society and to ensure that interest in the New Zealand

Camellia Society and in the Genus *Camellia* does not wane in the future.

The Camellia and the Sword

(Another version of "the Chrysanthemum and the Sword" written by R. Benedict)

Le camélia et l'épée

La camelia y la espada

La camelia e la spada

PROFESSOR KAORU HAGIYA

Niigata University, ICS Director for Asian Region

Last March I had an opportunity to attend the ICS Congress at Sacramento, California, and at that time I was given a very valuable experience of being appointed as one of the judges for the Camellia Contest. What I learned there is how different is the appreciation people have as to beauty of flowers although everybody loves flowers alike. If I could speak English fluently and be bold enough to express my opinion to camellia enthusiasts from various countries, I would have spoken out at the Congress in this way:

"Ladies and gentlemen. It was my great honour to have been appointed as one of the judges for the Contest. To be frank with you all, however, I was embarrassed and felt some resistance to acting as a judge in the contest. Here in Sacramento, flowers only were for the contest. Such a contest looked strange for a Japanese, who usually judges a whole beauty of flowers with leaves and twigs in a vase or a whole tree in a pot.

In Japan, beauty contests are often held as an event just as in America. In such a contest, ladies with bathing suits on a stage will be compared with each other, not only their appearance but bust-wise, hip-wise, total proportion-wise, etc. As its originator, the American way of such contests may be just the same. Nevertheless, why don't Americans appreciate twigs with foliage, but flowers only? In Japanese contests, a cut twig with flowers and foliage is a necessary form for entry in the contest.

Taking this occasion, I would like further to ask the reason why such size classifications of flowers as extra large, large, medium, small, and extra small are needed. This is another point of my question. For a beauty contest, do you take a class system by height and weight? Since I had believed that only fighting games like boxing and wrestling would

take the class system, I was really surprised with the flower size class contest. Even the Japanese traditional fighting games as judo and Sumo wrestling do not take the class system. A small player can often fling away a big and heavy player with technique, and we consider it as a real technique, which is called "Waza" in Japanese. In this sense, large flowers are not always regarded more beautiful than small ones because the latter also have their own beauty. In case of a cut twig, the well-balanced sizes of the flowers, the leaves, and the twig itself are an important point of appreciation for beauty."

Now I cannot help sweating on my brow, supposing I would have made such a big speech as above. Quite a few people would have applauded my opinion, but all others would have objected, saying "You are wrong. We cannot discuss camellias and human beings on the same level. We love beauty of flowers themselves. Leaves and twigs are out of the question. It's a flower contest. To judge them as fair as possible, we take a size class system, and no question about them". To these counter punches, I must become dumb.

Let's close a hypothetical discussion, and start analyzing the difference of appreciation for beauty of flowers from the Japanese view point so that camellias will be loved more worldwide.

I should say that a very basic difference is as follows:

Japanese consider flowers as one of natural symbols while western people take them for a part of decoration. A good example is observed in the different manner of flower arrangement between the Japanese and others. So-called western flower arrangement or design is regarded as one of room decorations or accessories by means of flower layout or design. For such a purpose, flowers as materials should be

splendid and gorgeous. On the other hand, Japanese flower arrangement (Ikebana) may be called a technique of bringing nature into a room in a form of twigs. In other words, by means of symbolizing a scene of nature with flowers and leaves of a twig, people can show their own ideal world. In this sense, Sen-no Rikyu, a great tea ceremony leader, said that flowers should be put in a vase as seen in nature.

As you note from the above, there may exist a vital difference in appreciation of flowers. I would like to state my view further in the points as follows:

1. *Flowers and Leaves*

Western people seem to disregard leaves and twigs because their main object is decorative flowers, while Japanese regard that twigs, leaves, and flowers are indivisible for appreciation purpose. For Japanese, even though the flowers may be good, if the shape of the leaves or a formation of the twig is poor and not well-balanced, the cultivar will not be worthy of appreciation. Japanese do not display camellia flowers only. Western people often make a corsage in shaping camellia flowers, but Japanese do not have such a custom. This fact must be further supporting information that verifies the difference in appreciation of beauty.

2. *Flower Form — Single and Double*

Camellia among many cultivated plants has the most variety of flower forms, and the preference for forms is different between Japanese and western people. You will notice it from the comparison in numbers of camellias classified by the flower forms as follows:

Ratio of flower forms of Japanese and western cultivars

<i>Flower form</i>	<i>Japanese cultivars %</i>	<i>Western cultivars %</i>
Single	42.5	1.4
Semi-double	18.6 (13.3)	8.1
Anemone	5.1	9.7
Loose Paeony	10.7	18.2
Full Paeony	4.2	7.4
Rose Form Double	11.9 (17.2)	36.6
Formal Double	7.0	18.6
Total	100.0	100.0

Note: Figures in parenthesis indicate each ratio in case classified by the Japanese Standard

Source: the "Nihon-no-tsubaki Hinshu Ichiran" (the List of Japanese Camellia Cultivars) published by the "Garden Life" 1976, and randomly sampled 1,000 cultivars from the "Camellia Nomenclature" 1976

As shown above, in Japan, most cultivars are of the single form, and more petalled forms as "rose form double", "loose paeony form",

and "full paeony form" are very few. On the contrary, in Europe and the United States single forms are scarce, and more petalled ones are popular. This means that Japanese prefer single forms but others like showy ones. This tendency is also found in the classification of flower forms. European and American classify so: "simple - single", "semi-double", etc. — because they may not take fewer petalled forms for beauty. Japanese, however, classify very precisely. "Single" will be further divided into "cylindrical form", "cup form", "globular form", "Higo form", etc. in accordance with the curve or the opening degree of the petals. For "Semi-double", an "incurved form", a "magnolia form", etc. will be included. Some forms, which are defined as "semi-double" in other countries, are called a "rose form double" in Japan. This indicates that Japanese positively find beauty in the single forms. I believe that Ikebana (Japanese flower arrangement) has affected Japanese preference for a single form. As I mentioned previously, Ikebana is a technique to take nature into a room in the form of twigs. For this reason, such twigs should mainly be taken from wild species. In the case of camellia, its flower must be in a single form. Japanese, who see a lot of wild camellias here and there, have a fixed image of wild camellia, and may have a sense of incompatibility on showy rose form double through breeding, and a far different one from the wild camellia although its beauty can be appreciated. On an occasion of the American Camellia Show, a Japanese passed by a gorgeous row of camellias commenting, "Beautiful indeed. Just like artificial flowers". This episode represents Japanese behaviour towards flowers. The same sentiment will be found in cherry blossoms as well as azaleas, which also exist as wild species throughout the country. However, for such carnations, roses, etc. as imported flowers, Japanese may not show special preference for any form because these were introduced in rose form double as cultivars from the beginning.

3. *Flower Size*

Large size flowers also grow in Japan such as Akashigata and Mikenjaku, but in general they are not highly regarded. It seems that Japanese have an established idea of what the size of a wild species camellia should be, and an extremely large flower, one bigger than the established idea might be regarded as a monstrous one. It might be for this reason that large petal reticulata has not become popular in Japan. As pointed out in the book "Japanese

with Intention to Scale Down" (Chijimi-shikono Nihonjin) written by a Korean author, Mr Lee O-Young, most Japanese cherish smaller flowers such as 'Wabisuke' characterized by their cuteness and loveliness. On the other hand, in western countries, the gorgeousness of flowers must be counted first, and in this sense larger flowers are welcome. Especially in American Camellia Contests, only flowers compete with each other, which seems to promote the tendency for larger and more petalled eye-catching flowers.

After the Camellia Show at Sacramento, thanks to the kind arrangement of Sacramento Camellia Society, our members were guided to some members' gardens, where I was

impressed by their technique of cultivation and efforts of care. In one of the gardens, the owner lifted some flowers upward, using laundry clips, for our better observation because the stems were not durable enough to hold firmly the heavy flowers. I really appreciated his hospitality, but I must say that such a weak point might stem from breeding for larger and more petalled flower of cultivated species.

Above all, it is very interesting and astonishing to know that the camellia of Japanese origin has created entirely different images in western people and Japanese respectively for some two hundred years because of having been planted in the different culture and soil.

(Translated by Mr Yoji Sato)

Luteoflora

A New Section of Camellia

Luteoflora Une nouvelle variété de camélias

Luteoflora Una nueva categoría de camelias

Luteoflora Una nuova varietà di camelia

CHANG HUNGTA
Sunyatsen University

ZENG FANAN
Quizhou Sylviculture Institute

Published in "Acta Scientiarum Naturalium Universitatis Sunyatsensi", 1982; No. 3, pp. 72-73

Description translated from the botanical latin by Thomas J. Savige. Notes translated from the Chinese characters by Richard Kwan, University of Queensland.

This species *Camellia* was found and described following the publication of "A Taxonomy of the Genus *Camellia*" by Chang Hungta and has been fitted into the hierarchy as set out therein by adding a new section *Luteoflora* to the sub-genus *Camellia* and is another yellow flowered *Camellia* species.

Luteoflora Chang; Sect. nov.

Subgenera: *Camellia*.

Flowers deep yellow, small, axillary or terminal, sessile; bracts and sepals indistinguishable, somewhat coriaceous, semi-persistent; petals, bases connected; stamens, two rows with outer row joined at the base; ovary, 3 locular; style almost free, short; seed, single in each locule.

Type: *Camellia luteoflora* Y. K. Li.

Camellia luteoflora, Y. K. Li, nov.

Subgenera: *Camellia*, Section: *Luteoflora*, Chang

This species forms a shrub or small tree from 1.2 to 5.5 metres tall; the bark is greyish to dark grey with smooth branches, dense and somewhat white. The leaves are coriaceous, oblong to elliptic, 6.5-12 cm long by 1.7-5.4 cm wide, apex acuminate or abruptly acute; base, broadly cuneate; upper midrib, impressed; lateral veins, 6-8 on both sides, upper side impressed, margins rolled back, widely spaced serrations with irregular teeth at 2.5-8 mm pitch; petioles 6-12 mm long, greyish-pubescent; flowers solitary in leaf axils or terminals, sessile, deep yellow, 1-1.8 mm in diameter; bracts and sepals indistinguishable, 8-10, subcoriaceous, semi-orbicular to widely elliptic, 4-10 mm long, sparsely pubescent, semi-persistent; petals, 7-8, yellow, 11-15 mm long, bases joined for 4 mm, broadly elliptic to obovate-elliptic, apex rounded, glabrous or ciliate; stamens in two rows, 13 mm long, outer row united to form a tube for 8 mm; anthers glabrous, yellow, attached by the base; ovary ovoid, white, pubescent, 3 locular; seed capsule globose to ovoid, 1 cm in diameter; seed single in each chamber.

The type specimen collected at Quizhou in 1981 by F. A. Zeng and F. Z. Yang is No. 81056 in the Herbarium, Quizhou Sylviculture Institute.

The small, yellow *Camellia luteoflora* is close sectionally to *Paracamellia*. However the flowers of *C. luteoflora* are yellow, the petals are joined at the base and the flower does not fully expand, the stamens form a small, short column. The species shares the common yellow of its flowers with *C. chrysantha* differing in all other characteristics. With *C. chrysantha* the flower petals are not joined at the base and have long lasting

substance and good texture; its flowers are relatively large and open fully; both anthers and filaments are longer and it is close to the Section *Thea*.

Apart from these there is also *C. xanthochroma* Feng et Xie, which also has a yellow petalled flower and its short anthers and filaments seem to indicate that it also is close to Section *Paracamellia*.

C. luteoflora is native of the North-West of Quizhou in altitudes of 900-1000 metres where it is found scattered in forests on cliffs and gullies.

The United Kingdom Regional I.C.S. Conference, 1984

La conférence régionale de l'I.C.S. au Royaume-Uni, 1984

Conferencia Regional de la I.C.S. en el Reino Unido en 1984

La conferenza regionale del Regno Unito dell'I.C.S., 1984

MARGARET PERKINS • See colour section

Devon, England

The magic of Cornwall is best epitomised in its early display of Spring flowers — magnolias, camellias, rhododendrons, daffodils, primroses and the wonderful soft air.

This year's setting for the *Camellia* Conference April 5th-9th was the Great Western Hotel, Newquay where nearly 100 members gathered from such differing parts of the world as Australia, the Channel Islands, Germany, Holland and Ireland. The weather was kind to us but unhappily the previous week there had been a severe frost and we were to see considerable damage particularly to magnolias, on part of the tour. Nevertheless the hotel was beautifully decorated by Mrs Mary Chapman with startling pyramids of camellias in the foyer and each one of us had a very pretty arrangement in our bedroom.

Dinner was served at 7.30 and the evening passed quickly in an atmosphere of great cordiality.

Our first excursion the following morning was to Trehane, the home of David & Joan Trehane, who are held with great esteem and affection in the society and known to a great many members. We travelled in two buses specially hired for the group and as we approached through the narrow lanes, we passed fields of golden daffodils at their best.

Naturally, since our last visit we were to note a big increase in growth and an even

better display of camellias. Trees play an important part in this garden and the whole layout is packed with interest. There were many coloured and wild primroses underplanting the camellias.

We noticed, round the lawn fronting the house, the largest group of camellias containing 'Glenn's Orbit' from Trewithen, 'Mary Larcom', 'Mary Jobson', 'Caerhays', 'Cornish Snow', 'Charles Colbert' and 'Spring Festival' whose pyramidal growth is so distinctive. Further on we noted a group of *Camellia reticulatas* flowering profusely including 'Lasca Beauty' and 'Dr. Clifford Parks' and then an outstanding bush of camellia hybrid 'Mary Phoebe Taylor'* rivalled by another 'Dreamboat' and one of the best whites — a japonica 'Lily Pons'.

The ground cover here was that invasive but attractive weed *Montia sibirica* previously called *Claytonia* and further on the dog's tooth violet or *Erythronium*, was displaying its distinctive leaves though the flowers were not quite out. We passed a very good bush of Cam. 'Freedom Bell' and the closely knit rectangular hedge of Cam. 'Tiptoe' looked very promising.

We then came to a group of plants on trial and were told the relative merits of 'Gwenneth Morey', 'Brushfields Yellow' and hybrid 'Jury's Yellow'. Unfortunately, there was evidence of honey fungus in this part as so often in old gardens.



John Tooby and group members inspecting camellias at Trehane

The next plant of note was an enormous *Pieris japonica* whose scent filled the air and whose presence dominated the whole area. There were *Abies koreana* and lovely plants such as *Raphiolepis delacourii*, *Edgworthia papyrifera*, *Clianthus* and *Berberidopsis* to mention but a few.

Established in one corner was a remarkable patch of Ramondas which seed themselves naturally and both *Leucojum vernum* 'Wagneri' and 'Carpaticum' multiply themselves in great numbers as also does that little gem of a bulb *Scilla hyacinthus*. The wall nearby was planted with C. 'Royalty' and 'Clifford Parks' and the north aspect 'Elegant Beauty' and 'Francie L'.

This garden has a very extensive collection of camellias and a very wide range of rare plants making it indeed a garden for all seasons and a wonderful place to come to meet the Spring.

Our hosts most kindly provided us with refreshment at the end of our visit and after farewells we were taken to Truro for the 70th Annual Spring Flower Show in the City Hall, run by the Cornwall Garden Society.

This is an extremely comprehensive show with competitive classes for ornamental trees and shrubs, magnolias, camellias, rhododendrons, narcissi, herbaceous, rhizomatous and bulbous plants, pot plants and flower arrangements.

There were scientific demonstrations and trade stands, also a display of rare plants advertising the NCCPG and the hall was packed to capacity with a wonderful gathering of professional and amateur gardeners whose enthusiasm seemed to permeate the whole building. Needless to say there was a great deal of focus on camellias and they are displayed here to a very high standard indeed. No show in the U.K. has as many classes for sprays — ten in all and they were truly a remarkable and

unforgettable sight. We in England like to see them displayed as they grow rather than as individual blooms.

There were not as many rhododendrons on show as usual but this, I think, was partly due to frost and also the previous dry summer when many failed to set flower buds. However, we saw magnificent blooms from Trengwainton and the more southern gardens and many interesting and less familiar shrubs. The nurseries attached to Tresco and Trewidden had most interesting stands and the crowds surrounding Trehane's stand were impenetrable!

The Abbess Memorial Trophy was won by Nigel Holman, a past president of the Cornwall Garden Society, with a superb vase of C. 'Salutation'.

His home Chyverton was our next venue. The sun was shining, and we received the usual warm welcome. This garden has been developed since 1925. At our point of assembly was the finest and most remarkable *Stachyurus* I had ever seen in full flower and on the opposite side a *Magnolia grandiflora* whose leaves were unscathed by wind and looking extremely handsome.

We saw in the walled garden to the north of the house C. 'Arch of Triumph' a past gift from the Society looking very happy — but unfortunately not the magnolias which had been victims of the frost. We noted a good 'Spencer's Pink' and 'Mildred Veitch'. The *Myrtus luma* with their decorative trunks are superb in this garden and seed themselves freely and *Laurelia serrata* from Chile thrives. It has such a deliciously scented leaf.

We also saw the very beautiful *Dacrydium franklinii* remembered from previous visits and I would wish it were planted more often. Near here we also saw the unique silver tree-fern



Dacrydium franklinii at Chyverton



The President presenting C. 'Garden Glory' to the British Prime Minister

from New Zealand (*Cyathia dealbata*). There were a few rhododendrons beginning to show colour and the lake as usual caught the eyes of the party with its masses of *Lysichiton americanum*. The whole glade is a most beautiful setting for a garden and extensive new planting amongst the more mature trees assures its future. As we came to the main drive we found many more older camellias flowering under a canopy of trees and crossing the bridge, the house and its setting can really be appreciated. Our President thanked Mr. & Mrs. Holman and presented them with camellia plant 'Dr. Clifford Parks' as a memento of our visit.

That evening some of us returned to Truro to the Chapter House for a most interesting and instructive lecture by Miss Margaret Scott of the Efford Experimental Horticultural Institute and a well known member of the Society.

The first part of the lecture was on the recent I.C.S. tour of Japan illustrated by a succession of magnificent slides showing life and conditions in Japan, their cultivation of camellias and bonsai camellias which were most fascinating.

This was followed by a lucid account of the methods being pursued to improve the technique of growing camellias from cuttings commercially at the Efford Experimental Horticultural Station and Miss Scott told how the cuttings are taken in July, induced to branch in the first season and bud in the second to provide a marketable plant full of bloom. She had us all listening intently and many of us will be following her methods in the coming season.

After the lecture a raffle was organised by the Cornwall Garden Society and some members won plants as prizes. Finally the new President of the Royal Horticultural Society,

Mr Robin Herbert, gave a vote of thanks.

Saturday April 7th dawned bright and sunny and considerably warmer. We reached Trefeife about 10.30. This is a classic early Georgian Manor House with a distant view of Mount's Bay. It is approached by a long drive and is the home of Mrs. Le Grice, an expert on daffodils. She welcomed us warmly and we were told to wander where we liked. The upper part of the garden had a very large, old fashioned, striped camellia and a new planting of modern ones including 'Julia Hamiter' which caused a sensation amongst members. It was perfection and as it was unlabelled just had to be identified. Below the house and under a canopy of trees growing in woodland conditions were 100 different varieties all displaying excellent quality blooms, 'Yours Truly', 'Elizabeth Arden', 'Marjorie Magnificent', one with the label Tres. 77, 'Woodville Red', 'Francie L', 'R. L. Wheeler', 'Tom Knudsen', 'Grand Jury', 'Countess of Orkney', to name but a few, while in a charming dell nearby were planted a host of azaleas earlier than any we had seen before and above, a very good M. × 'Soulangeana'. The entire garden was so well cared for and it was a great pleasure for us to see it under such excellent conditions.

Dr. Smart finally presented a camellia plant 'Annie Wylam' to Mrs. Le Grice as our parting gift.

Next door was Trewidden where we were greeted on arrival by Major and Mrs. Simon Bolitho and in two parties we toured the garden. Michael Snelgrove who cares for it and the nursery led one — there was so much to see and so much information to assimilate that it is difficult to report accurately, I would need many more visits. The rate of growth must be phenomenal. Camellias seed themselves freely even *reticulatas*. We saw flowering hedges of *saluenensis* in flower and clipped each November. There were beautiful bushes of *Rhododendron neriiflorum*, 'Crossbill', *grande*, 'Cornubia', etc. Also fine magnolias well advanced in their flowering season, and a wonderful group of *Dicksonias* planted in an open tin mine 100-150 years ago and reputed to be the best examples in the country. We made the acquaintance of many new and rare plants including *Mangletia insignis* and *Telopea oreades* and a wonderful *Michelia doltsopa* and several *Camellia taliensis* which produces its flowers in the Autumn, *Laurus canariensis* was a very large tree as also were the examples of the Chilean nut and *Drimys winteri* with its red stems and loaded with flower heads. There

were large *Eucryphias* of every kind and *C. tsaii* in flower.

An enormous *Magnolia obovata* dominated one section. It had been planted in 1897 and first flowered in 1911. Later in the year it must be most dramatic. We saw *Podocarpus salignus*, *Magnolia nitida* and a good example of *C. 'Captain Rawes'* in bud. *Myrtus lechleriana* was beginning to flower and *Leonotis leonurus* winters outside against the house. Unfortunately, we were pressed for time and our full tour was not completed leaving us all determined to visit again some other time. We bade farewell to Trewidden and its owners with arms full of plants from the excellent nursery and proceeded to Queens Hotel, Penzance where our Prime Minister was also taking lunch in another room. They provided an excellent meal and first-class service. The Committee decided to present a *C. 'Garden Glory'* to Mrs. Thatcher which was most graciously accepted and we all joined the waiting throng to catch a glimpse of the great lady. It was a delightful and unexpected interlude.

Thereafter in bright sunshine to Trebah, the home of Major and Mrs. Hibbert near Mawnan Smith. As we arrived there were gasps of wonderment at the spectacular view from the main lawn in front of the house. We looked over a wooded glade and the colourful tops of *Rhododendron arboreum* to a dazzling blue estuary.

This was a famous garden with a past glory and speedily being restored by the present owners. They have cleared and planted some 500 trees and shrubs and redeveloped the garden round the house with sub-tropical planting *Phoenix canariensis*, *Metrosideros*, etc. A large spread of *Dimorphotheca 'Tresco Purple'* caught the eye with its vivid colour. As we proceeded down the steep glade we passed tree ferns, gunnera, etc. beside a lively stream with ferns, echiums, and calthas. There is a superb *Eucalyptus gunnii* over 115 feet high and the largest in England and some splendid examples of *Rhododendron 'Trebah Gem'*, a *Laurelia* and *Podocarpus totara* — *Magnolias*. *Drimys winteri*, *Cornus kousa* and many *Acers*, and, as you approach the beach is an enormous planting of very healthy looking hydrangeas all perfectly deadheaded. In summer it must appear as a blue pool penetrating the 25 acres of garden.

There were, of course, new plantings of camellias as well as many old ones rescued from neglect.

Our hosts kindly gave us tea in a garden



Presentation to Mr. Petherick by Mrs E. (Bunty) Kitson

room decorated by fascinating collage pictures executed locally, and, so ended after the usual presentation, a most memorable and inspiring visit.

Next day after an hour's drive we came to the South Coast near St. Austell to Mr. Petherick's garden where camellias and primroses literally 'sweep down to the sea'. It was most encouraging to see here how well camellias grow in spite of coastal winds. These kindly and remarkable brothers have a very fine collection of quite large camellias and many of them are very uncommon.

Particularly noticeable were 'Dear Jenny', 'Warrior', 'White Nun', 'Nobilissima' and 'Campsis Alba'. There was an excellent sales area and members spent some time inspecting and purchasing plants. We were very kindly offered sherry and saffron cake and biscuits which we partook of in the dining room or on the sun-drenched terrace and the presentation concluded a very interesting and enjoyable visit.

Only a short drive brought us to the Britannia Inn at the gates of Tregrehan. Here we had an excellent cold lunch and walked up the drive to Miss Carlyon's home. We were met by her and Mrs. Lamb and Major Walter Magor who came over from Lamellen to help the gardeners conduct parties round the estate. The visit to the conservatory where *C. 'Kings Ransom'* was looking beautiful was most interesting, and on to the enormous area of camellias specially grown for the landscaping market. Much has been written recently on this garden. See R.H.S. yearbook 1983/4 p.25 and John Gallagher's article Carlyon Camellias, R.H.S. yearbook 79/80 p.20. We all know and appreciate how much Miss Carlyon has done for camellias and anything I can say is superfluous.

In contrast our next visit to Mrs. Martin's garden at Coleraine, Menacuddle Hill, St.

Austell. This was relatively small and had been developed from a field in the last 30 years. Well designed and beautifully planted one saw modern camellias, many of Les Jury's hybrids and some of the older kinds such as 'Blackburniana' flowering at their best. Rhododendrons particularly the Loderi Group looked most promising, and well chosen trees provided dappled shade. Everyone much enjoyed strolling in this colourful 5-acre garden and we were all most appreciative of the relays of tea and biscuits provided by our hostess and helpers. I think most of us felt that here was a splendid example of what we might all aim for without employing full time gardeners. Mrs. Martin was congratulated on her achievement and presented with the very nice red camellia 'Bright Buoy' which it was said should have been 'Bright Girl'!

Back at the hotel that night we had our traditional banquet. The tables were artistically decorated with bowls of mixed camellias and at the high table with our President sat those who had hosted us in the preceding days. A toast to H.M. the Queen and a few speeches including outline plans for next year's Conference at Brighton concluded an excellent meal thanks to the efficiency of the hotel staff. Members adjourned to the bar and so concluded a pleasurable evening.

The visit to Mount Edgcumbe was a revelation — Most of us had been there before — Its situation needs no description from me but it

was with amazement I noted the vast improvement and changes since last time. The magnificent setting for the National Collection of Camellias could not be bettered and the Council, Society and the gardeners are to be congratulated. It is an inspired idea and deserves the backing of all of us.

After a picnic lunch the tour began to break up and members bound for London caught the 3 o'clock train from Plymouth and those that remained proceeded to Antony where once again we received the warmest of welcomes from Sir John Carew Pole and his family. The groups here were smaller and all had personal attention. It was so interesting to hear his anecdotes on the countryside and his comments on his camellias. The walk along the top path to the camellia grove looking down on the many splendid blooms and seeing across to the magnificent flowers of the magnolias was most memorable — On through the woodland and back across the splendid lawns we noticed the Tulip trees, the enormous cork oak, mimosas in flower and the summer house cut into the yew tree.

Finally, there was the most delicious tea organised by the Women's Institute who must win prizes for their varieties of sandwiches and cakes and so ended another delightful tour — and our grateful thanks go to the organisers Mrs. Freeman and Mr. Trehane for all their hard work beforehand.

Yellow *Camellia japonica*

Le Camellia japonica jaune

Camellia japonica amarilla

La Camellia japonica gialla

WILLIAM W. DONNAN

Pasadena, California

For the last fifty years Nuccio's Camellia and Azalea Nursery, in Altadena, California, has been planting camellia seeds and making interspecific cross pollination of camellia species in an attempt to develop a yellow- or a blue-coloured camellia cultivar. It is estimated that they have propagated over 500,000 chance camellia seedlings and brought them to bloom stage; and that another 2,500 specific crosses have been made and brought to bloom in their efforts to develop new and unusual camellia cultivars.

This spring, in the first week of April, 1984 they have succeeded in producing a yellow formal double, *C. japonica*. This is not a *C. chrysantha* species, several of which have bloomed this year in California. Nor is it a cross using *C. chrysantha* pollen. The seed was harvested in 1981 from a specific "lost label" cross. After the seedling had grown, two scions were cut and grafted on 2-gallon understock. This spring one of the grafted plants has produced two buds. The bloom is a 3 to 3½ inch yellow formal double with swirled petal

conformation. The bloom is a true formal double with no stamens apparent in either bloom. The plant has the characteristic bushy, vigorous, *C. japonica* growth and the foliage also indicates a *C. japonica* origin.

Nuccio's Nursery has a policy of never naming a new camellia cultivar until extensive tests,

over a period of three or four years, has proved it to be worthy of propagation and release. However, since this cultivar was brought to blooming stage in 1984, the 50th year of the advent of Nuccio's Nursery, and since it is indeed a yellow cultivar, the new camellia has been named 'Nuccio's Golden Anniversary'.

The Melbourne camellia scene

Les camélias à Melbourne

El cultivo de camelias en Melbourne

La situazione della camelia a Melbourne

RAY GARLING

For the past decade, camellias have enjoyed an unprecedented popularity in Melbourne. This is undoubtedly due to the many magnificent new releases that have become available, combined with the fact that the general public is now more aware that camellias are, indeed, hardy plants. The state of Victoria experiences very high temperatures and severe droughts from time to time resulting in water restrictions. It is the experience of most growers that under such harsh conditions, camellias continue to survive and in the case of 1983, produce blooms of a very high standard.

Melbourne is very well served by specialist camellia nurseries whether it be for good garden varieties for the general home gardener or that special new release which is always sought after by the connoisseur. "Camellia Lodge" in particular, is not only Australia's biggest camellia nursery but also carries a greater number of varieties than any other nursery. During the flowering season the display tank at this nursery is a mini show in itself.

Although, as mentioned earlier, droughts can be experienced, under normal conditions Melbourne's climate is conducive to good camellia culture. Soil conditions vary from sandy to heavy loams to which local growers obviously adapt extremely well. Our water supply is of excellent quality unlike the harsh mineral-laden supplies of several other Australian states.

The Victorian Branch of the Australian Camellia Research Society is an extremely active organisation which presents camellias to the general public at every opportunity. Whilst several competitive shows are conducted each year, the trend of recent times has been to conduct competitive shows and displays in

shopping centres. This has proven to be a most popular exercise which reaches a very large audience. In one instance the show is conducted in conjunction with a fashion parade. The models carry baskets of flowers which at the conclusion of each parade are distributed amongst the audience.

We have found that fashion and camellias go very well together.

Over a number of years statistics have shown that if an exhibitor had grown approximately forty camellias to perfection, he could have won every section of every show. Included in that list would be:

Single: 'Fiona Capp' (white seedling of 'The Czar') and 'Spencer's Pink'.

Semi-Double: 'Grand Prix', 'Fashionata', 'Jeanette Cousins', 'Drama Girl', 'Guilio Nuccio' and 'Mrs D. W. Davis' (the last two varieties can also produce flowers of other forms).

Informal Double: 'Elegans Supreme', 'Champagne' and 'Splendor' and 'Margaret Davis'.

Incomplete Double: 'Easter Morn', 'Mrs D. W. Davis', 'Guilio Nuccio' and 'Grand Slam'.

Formal Double: 'Desire' — probably the most popular and successful camellia to become available in many, many years. Others are 'Nuccio's Gem' and 'C. M. Hovey'.

Boutonniers: 'Ave Maria', 'Pink Perfection', 'Miniata'.

Miniature: Possible the most open of all sections with the list of names widespread. The most successful come from the following — 'Pearl's Pet', 'Bon Bon', 'Sugar Babe', 'Fircone', 'Little Red Riding Hood' and 'Grace Albritton'.

Hybrids with other than Reticulata parent-

age: No one variety has dominated any section such as 'Water Lily' has this one, a truly magnificent flower that is represented from the very beginning to the end of the flowering season. Other successful varieties are 'Debbie', 'Anticipation', 'Julia Hamiter' and 'Elsie Jury'. **Reticulata and Reticulata Hybrids:** 'Dr Clifford Parks', 'Howard Asper', 'Purple Gown' and 'Lasca Beauty'. Australian raised cultivars — 'Wandin Sebire', 'Overture'* 'Samantha', 'Elizabeth Astles'* and many others from the Sebire garden have proved to be very popular with the judges and have left their mark in this section.

The species are proving very popular, particularly *rosaeflora*, *lutchuensis* and *pitardii* — not only do the flowers have appeal but the small foliage is most attractive. *Lutchuensis* and *rosaeflora* in particular are in great demand when grafted on tall standard understock.

Sasanquas have a definite place in many gardens whether they are espaliered on otherwise drab fences, used in rockeries, or because of their sun tolerance, grown in more exposed positions. 'Bert Jones', 'Yuletide', 'Mine-No-Yuki', 'Bonanza', 'Hiryu' and 'Peerless' seem to be among the most popular.

Much discussion is centered on whether the very large *reticulata* hybrids are retaining the popularity that they have enjoyed over the last ten or so years. Many feel that there are far too many that are so very similar being registered. How often do we read the description of a variety "Large red semi-double"? It is felt that because of this similarity these large blooms are perhaps losing their popularity. However, there are many magnificent large blooms such as 'Howard Asper', 'Dr Clifford Parks' and many of the Sebire family, just to mention a few that are really lovely flowers and will forever have great appeal.

Mr Edgar Sebire, one of Australia's greatest camellia authorities has a property just outside Melbourne. Edgar is particularly well known internationally for the many fine blooms that he has registered over a number of years. He has set himself a very high standard and any new seedling has to be exceptionally good and unlike anything else before it is considered for registration.

To illustrate his point, Edgar has planted out in a paddock very many *reticulata* hybrid seedlings. It would be fair to say that every single plant produces blooms of a very high

Some people
come all the way to Australia

just to visit


CAMELLIA GROVE

one of the world's great nurseries.

Free catalogue and cultivation notes

**240 Mona Vale Road, St. Ives
N.S.W. 2075.**

Phone (02) 44-3402



standard, yet they remain unnamed simply because Edgar does not consider them sufficiently distinct.

Edgar is now concentrating his efforts on crossing the smaller non-*reticulata* hybrids and species and is having much success. Some of his more recent registrations in this direction have been 'Pink Cameo',* 'Sprite',* 'Adorable',* 'Fairy Bouquet' (all seedlings of *pitardii* var. *pitardii*) and 'Snowdrop'. (*pitardii* var. *pitardii* × *fraterna* seedling). These smaller compact varieties are proving very popular with the public. Edgar is obtaining some spectacular results with seedlings of 'Snowdrop' in particular and we are sure to hear more of this in the near future.

A point of interest is that if Edgar wants a specific cross he does it by hand, but if just concentrating on growing seed he lets the bees

do the work. It is his opinion you can't beat nature and to this end he has installed bee hives amongst his camellias. You don't know the exact cross but the results are excellent.

On present indications camellias look set to hold their popularity for a long time. Whether it be large flowers or small, *japonicas* or *reticulata* hybrids, most average Melbourne home owners grow some camellias in their gardens.

It is difficult to forecast exactly what direction camellias will take. Certainly the introduction of *chrysantha* has caused great excitement. Quite a number of people now grow *chrysantha* but as of this time, no one in Australia has flowered it. Let's hope we soon do and that the time is not far off when the "elusive yellow" and its varying shades will be with us.

The 'Girls' updated

Les "Girls" au goût du jour

Las 'Girls' modernizadas

L'aggiornamento delle 'Girls'

SIR PETER SMITHERS

* see colour section

Morcote, Switzerland

It is five years since I praised the performance of 'Show Girl' in this garden, expressed indifference towards 'Flower Girl' and the greatest disappointment in the failure of 'Dream Girl' to bloom. All three are hybrids of the beautiful and fragrant *C. sasanqua* 'Narumigata' with *C. reticulata* cultivars. In the case of 'Show Girl' and 'Flower Girl' the *reticulata* parent is 'Cornelian' and in the case of 'Dream Girl' it is 'Buddha'.

'Show Girl' has continued to give great satisfaction, regularly providing a display of large broad petalled strong pink flowers from early December to March. In 1975 it became apparent that the original plant, established in 1971, would ultimately be overgrown by Magnolias, so a second plant was put out in a situation in which the blooms are somewhat sheltered. This is not because of any tenderness of petal — they are remarkably weatherproof — but nevertheless they prefer not to suffer winter gales and snow more than is necessary. This plant now stands about 20' high and astonishes all who see it at Christmas and the New Year and into early March.

'Flower Girl' has a bloom almost identical

with 'Show Girl', but the growth and performance of the plant is poor. I must qualify this by saying that of course this is not a trial — I have but one plant — there may therefore be some circumstance not to its liking. However, in this garden this hybrid has failed to satisfy me once in the thirteen years since planting.

It is 'Dream Girl'* which, after all, has provided the sensation. The plant grew vigorously for ten years, with a strong central leader, into a small evergreen tree, without ever showing a single bloom. I ceased to dream about the day when it might bloom, and the statutory warning was read to it — "flowers next year or else . . .!" In 1981 it burst into bloom all over the tree. The flowers are slightly larger than those of 'Show Girl', of a good rather flat form, and a colour which is markedly redder than the strong pink of its rival which has flowered regularly every year since planting. At thirteen years from planting this tree now stands at 26' and is a magnificent spectacle in the garden. It is in a fully exposed position, flowers about a month later than 'Flower Girl', and continues for about a month later. This season its duration was from mid-December to mid-March. Because

of the steep slope of my garden it is impossible to obtain a picture of the whole tree, but perhaps I can best describe its effect by saying that it provides a great pillar of brilliant colour at a time when no other of our 250 *Camellia* varieties except 'Show Girl' can even stand in the same class of magnificence.

The dream, long abandoned, has been worth waiting for. Perhaps in a drier climate than this, 'Dream Girl' might consent to bloom in less than a decade? It would be helpful if other growers of these magnificent winter-flowering trees would give us the benefit of their experience.

And Some Further Up-Dating on These 'Girls'

Et autre modernisation sur ces "Girls"

Y nueva información actualizada sobre estas 'Girls'

E qualche ulteriore aggiornamento su queste 'Girls'

JOHN ALPEN

Bayview Garden Village, Bayview, N.S.W. Australia

The *I.C.S. Journal* No 9 (1977) pp 40 & 41, included Sir Peter Smithers' first contribution on the *C. reticulata* × *C. sasanqua* 'Narumi-Gata' hybrids. His plant of 'Show Girl', then six and a half years old and eleven feet (3.5m) high, "... opened in late October, a splendid clear bright pink flower of good size. On New Year's Day it was a column of blossom, and there were still some flowers left in March."

His further comment in early 1978: "The great profusion of flower buds, which open in succession, enables this plant to maintain a spectacular display for more than three months" was accompanied by a photograph showing the profuse bud setting. This led me as I.C.S. editor at the time, to seek the opinions of growers around the world on this group of hybrids which was opening up a whole new set of horizons. Reference to *I.C.S. Journal* of 1978 pp 56 to 58, will show the range of opinion and comment which came from Trevor Lennard (New Zealand), Bill Donnan and another United States grower, and Annette Riddle, Ray Garling and Bob Savell, all of Australia.

Sir Peter Smithers' enthusiastic observations of the performance of 'Show Girl' in Switzerland were unabated when, in 1979, (*Journal* No 11) he told us what had happened during the severe winter of 1978/79. "When I left here on 7 November last, 'Show Girl' had opened her first flowers, and four months later she was still in bloom ... making nearly five months in all. But we have had the worst winter for many years with several snowfalls and a temperature of 11°F (-12°C). Yet 'Show Girl' displays not the slightest damage and has put up a good show of bloom whenever there was a fine spell."

My own experience of "The Girls" has been

much more recent with a plant of 'Show Girl' only acquired last year. Still in a tub, it was one of the first batch of camellias which came with us when we moved, last March, some couple of miles or so across Sydney's northern peninsula from Newport Beach on the ocean front to this retirement village on the Pittwater side. Along with 'Weroona' and two other *sasanquas*, 'Show Girl' immediately set about showing our neighbouring villagers that the instant plants which had appeared around Villa No. 128 were not only glossy green but that they were capable of producing a handsome profusion of colour. Villa 128 was soon dubbed "Camellia Cottage" and it was certainly 'Show Girl' which convinced us that the camellias would be happy here.

I felt obliged to tell Sir Peter and to ask him if he had any further observations to pass on to the I.C.S. editor. I am delighted that he responded with the article printed above, just as we should all be delighted at his news about 'Dream Girl'.

BILL DONNAN, Pasadena, California, in the notes he sent us in 1978 referred to the massive hybridizing programme then being undertaken in California by the redoubtable team of Meyer Piet and his two mates, Lee Gaeta and the late Mel Gum. These enthusiasts, inevitably have produced a host of fine hybrids but they have been most discerning and to date have only been satisfied enough to name seven of them. The first, 'Arcadia' which also has *sasanqua* ('Bonanza') in its bloodlines, has already been honoured with the prestigious Frank L. Stormont Award in 1983. The other six passed the exacting requirements of Meyer and Lee and the interesting point in the context of this up-dating is that one of them registered

as 'U.S.C.-Fight On' is of 'Flower Girl' parentage. The other component in the cross is *C. reticulata* 'Crimson Robe'. This takes me back to Bill Donnan's final comment in his 1978 notes: "All of which leads me to say that "The Girls" and particularly 'Flower Girl', seem destined to become the key to an improvement within hybrid species here in Southern California".

TREVOR LENNARD of Te Puke, N.Z., gave 1978 readers a run-down on his own hybridizing work. After some twenty five years of breeding Auratum lilies his experience had proved that the greater prospects of success lay with patient and persistent "criss crossing" i.e. careful selection of the hybrids for the desired characteristics and then crossing back with the parents and also with similar hybrids.

I was delighted when Trevor wrote giving me an up-date on his 1978 writings. He had then mentioned having just received a parcel of *C. reticulata* × *C. sasanqua* plants from Dr Clifford Parks in the U.S. He now says that although these produced quite good seedlings none proved to be better than 'Show Girl' or 'Flower Girl'. He is only retaining two of these seedlings, one being a *C. sasanqua* 'Narumi-Gata' × *C. granthamiana* which flowers very early, is semi-double, white shading to pink, and the bush is quite striking. Of the others he specially mentions the 'Flower Girl' × 'Nuccio's Ruby' seedlings as being of very good colour.

Trevor's broad line of intention with his first crosses is, at this stage, to:

1. Breed them back to *reticulata*, paeony form, e.g. Dr. Clifford Parks, Harold L. Paige, Miss Tulare, and
2. Cross to the *C. granthamiana* crosses, i.e. 'Lois Shinault', 'Pop Homeyer'. Trevor

speaks very highly of the latter. He has a very good plant of 'Flower Girl' which is setting seed nicely to 'Lois Shinault'. Both flower at the same time, in mid-May.

He goes on to say: "By chance, i.e. the bees, we have several good *C. rosaeflora* × 'Dream Girl' plants. The flowers are 55mm, deep pink semi-double, and very early." Mrs Lennard has one in a basket, flowering now in its second year with over 120 buds. One is named 'Emma Lennard' and the other 'Emma Two'. More attention is being given to the miniature and small flowered varieties, especially the species crosses.

An interesting new New Zealand hybrid is reported, 'Sugar Dream' being 'Dream Girl' × *C. oleifera*. In view of the work in the United States with *C. oleifera* for cold hardiness (*A.C.S. Yearbook* 1983), crossing with any of "The Girls" might bring up something valuable for the very cold climates.

Mr Lennard's final comment is that he now believes that once the "criss-crossing" has brought in the early flowering attribute it is better not to use any more of the *sasanqua* influence but to introduce varieties which have longer lasting flowers.

We should all be grateful that enthusiasts like Sir Peter Smithers and Trevor Lennard are so ready to give us the benefit of their latest observations. I know that both Sir Peter and your I.C.S. editor would be grateful if other knowledgeable growers were to tell them of their latest experiences and observations. Let us look forward to a whole batch of interesting snippets for inclusion in next year's *Journal*.

I.C.S. Exhibits at the R.H.S. Shows 1984

Exposition de l'I.C.S. aux Floralties R.H.S. 1984

Exhibición de la I.C.S. en las exposiciones de la R.H.S. en 1984

Esposizione dell'I.C.S. alle Mostre dell'Associazione Britannica di Orticoltura (R.H.S.), 1984

The March Show JOYCE WYNDHAM (See colour section) (London Organiser)

For the first Spring Show at the R.H.S. Hall, a display was put on by Efford Horticultural Station by Miss Margaret Scott, in conjunction with the I.C.S.

This took the form of showing in stages, the propagation of camellia cuttings through their

initial growth, potting on, and pruning back to develop a mature plant at two years, for growing outdoors, or in pots or tubs. Emphasis was on tub growing to show that a camellia can be a healthy plant, with pruning to keep a good shape for many years. One of the examples on

the stand was 'Lady Vansittart Red', growing happily in a tub at nine years old.

The first stage showed cuttings under mist in July, and under polythene in November. Next was the rooted cutting after seven or eight months, followed by the repotted plant, after a certain period, ready to be cut back to encourage steady and shapely growth. Plants were shown in bloom at the two years stage, ready for selling or planting in tubs. Much interest was shown in the beautifully shaped examples of 'Pink Perfection', 'Magnoliaeflora' and 'Francie L' in full bloom. An open window created in a walled background, showed potted camellias, and an artistic effect was a pond surrounded by flagstones with blooms floating on the surface of the water, which were able to last several days in this way.

Margaret Scott put much thought and enterprise into this project, with the assistance of Mr. R. Clements, director of the E.H.S., and our thanks are due to them for the success of the show, which was reflected in the great numbers of the public who thronged the exhibit each day. It was awarded the Lindley Medal.

The Second Show

The theme of the second I.C.S. Show was a display of old-established camellias and their sports. Some of the former were scarce, but thanks to the co-operation of members of the

I.C.S., they were brought from all over England.

The blooms were grouped under Parent Camellias, and showed the variation of their 'sports' which are now established as well known in their own right. We were able to show: to name a few:

'Elegans' — sports: 'Elegans Supreme', 'C. M. Wilson', 'Hawaii', 'Elegans Splendor', and 'Shire Chan'.

'Aspasia' — sports: 'Margaret Davis', 'Lady Loch', 'Can Can', and 'Strawberry Blonde'.
Hikaru-genji' — sports: 'The Mikado', 'Look Away', and 'Spring Sonnet'.

Tricolor' — sports: 'Fred Sander', 'Tricolor pink', 'Lady de Saumarez'.

'Betty Sheffield' — sports: 'Betty Sheffield Blush', 'Betty Sheffield Coral', and 'Betty Sheffield Variegated'.

'Lady Vansittart' — sports: 'Lady Vansittart Red', 'Yours Truly' and 'Lady Vansittart Variegated'.

The collection of these parents and their 'sports' were banked on either side by large vases containing sprays of the relevant blooms, and no other camellias were allowed to intrude into this pattern of design.

My thanks are due to Mr. J. Bond for his assistance in what he called 'a good idea', and to Mr. & Mrs. Glass, Mrs. B. Kitson, Stonehurst Nurseries, and Mrs. P. Eunson for their enthusiasm and help in making the 'good idea' take shape, and achieve such a success.

Camellias in North Wales

Les camélias dans la Galles du Nord

Camelias en Gales del Norte

Le camélie nel Galles Settentrionale

LADY CYNTHIA POSTAN

Cambridge

Any account of camellia growing in a particular part of the British Isles must be set against the background of climatic conditions that prevail there. The northern half of Wales as a geographical entity shares many features with the rest of the western seaboard of the British Isles but has certain peculiarities of its own. What these are will be briefly described.

Wales itself lies between the two great river estuaries of the Severn to the south and the Dee to the north. The northern half of the country, the ancient principality of Gwynedd (including the Isle of Anglesey), with its two

peninsula-like extremities, has an extensive coastline, facing north, west and south, and is wrapped around a high mountainous land-mass. As the crow flies, it is approximately 40 miles from north to south and 55 miles from west to east. Within this rocky region lie no less than 14 peaks above the 3000 foot contour, and the best-known, Snowdon (or, as the Welsh call it, Eryri, the home of the eagles) rises to 3560 feet above sea level, the highest point in England and Wales. The mountain ranges bear a roughly north-east to south-west trend, and one trough is the spectacularly

beautiful sunken lowland now called the Menai Strait. It separates the mainland from the Isle of Anglesey.

Not surprisingly, a region with such diverse aspects and altitudes exhibits many variations of climate. First of all it is a windy country, and the prevailing wind is from the south-west bearing relatively warm air saturated with water vapour from the Atlantic. As the warm air meets the mass of high ground it is cooled and precipitation occurs, so the annual rainfall is considerable. This is, of course, the main reason why the rainfall everywhere on the western seaboard of the British Isles is high, but it also explains why average rainfall in North Wales at places often no more than a few miles apart can differ so widely. For instance, in the heart of Snowdonia the rainfall is well in excess of 100 inches yet a mere 15 miles away at Caernarvon it is no more than 40, and in many of the other coastal areas even less. The maximum rainfall is on the side of the mountains that intercepts the south-west wind as it leaves the sea. Winds from other directions also blow, those from north and east being dryer and colder than those from the south-west, so naturally the north-facing coasts and valleys are less sheltered than the west- and south-west-facing ones.

The variation in temperature between winter and summer is much less than in more easterly parts of the British Isles; it is higher on average in winter and lower in summer. Roughly the average January temperature is between 40° and 42°F while in July it is between 59° to 60°F. These are of course only averages: naturally there are exceptions between one year and another — some very hot summers with prolonged droughts and some freezing winters with daytime frosts and cold drying winds have been experienced recently.

This brief account of the climate of North Wales shows that conditions are very favourable for the cultivation of camellias, especially as the soil almost everywhere is highly acid.

Perhaps the most outstanding collection of camellias is to be found at Bodnant, at present owned by the National Trust of Great Britain, but for well over a century designed and planted by the McLaren family, whose present representative is Lord Aberconway, until 1984 the President of the Royal Horticultural Society. This garden lies on a steep hillside overlooking the valley of the Conwy river.

The main aspect of the garden is west, although the valley itself is open to the north. The rainfall is in fact low for the region and there is little protection from cold north-western winds, even though clever planting and design has provided many small corners in the garden where favourable micro-climates shelter the more tender shrubs and plants. The garden naturally specialises in camellias and contains many thousands of individuals mostly planted on the steep banks of a ravine down which flows the old mill stream and which is shaded by some of the most magnificent specimen conifers to be found anywhere in the British Isles. To single out the cultivars would be no more than to quote a long list of familiar and not so familiar names, and the Bodnant garden centre always has in stock a bewildering variety of small plants available, all propagated from the garden itself. In its season the camellia display is dazzling and rivals the somewhat later display of species and hybrid rhododendrons and azaleas. However, as I have already hinted, gardening in this apparently favoured spot is not without its hazards, as the winter of 1981/82 so wickedly revealed. Conditions at Bodnant that winter were quite exceptional, even by standards accepted by gardens further east. Early in January 1982, for six days and nights in succession, the temperature remained below freezing, while a force 8 gale blew from the north west, a direction from which the garden has so little protection. The rhododendrons suffered terribly, the sap freezing under the bark, and more than 5000 plants over 6 feet tall (and including the precious long-leaved Himalayan species) succumbed. The great surprise, however, was that the camellias, thought by our grandfathers to be subjects for the stove house, in fact fared better than the rhododendrons. They proved quite remarkably tough, much more so than even those experienced guardians of Bodnant, the Puddle family, had believed possible; although some were cut back, the *williamsii* and *japonicum* hybrids in particular all recovered well and rapidly sent up new shoots. One reason for their apparent hardiness put forward by Mr Martin Puddle (the present superintendent and son of the famous Mr Charles Puddle) is that the glossy surface of the camellia leaves allows little transpiration of moisture — a contrast to the leaves of the rhododendron family.

Not many miles away, in a quite different setting, some old camellias flourish in another

garden under the care of the National Trust. This is in the beautiful walled garden at Penrhyn Castle, a few miles from Bangor, the university town on the Menai Strait. The castle, a gigantic pile in the architectural style known as the Norman Revival in which the local slate has been used in many bizarre and unexpected ways, stands on an eminence looking north-west to the sea, but the garden lies on the south-west slope of a shallow valley beautifully terraced and sheltered by tall trees and walls. After a period of neglect it is being replanted and restored to its former charm. The camellia plantings are not, of course, on the lavish scale of Bodnant, but they clearly feel themselves at home and there are one or two magnificent old shrubs with huge trunks which betoken a long and honourable career. There is a lovely white one (unidentified) which is always in flower before Christmas. There is unfortunately no record of the early camellia plantings at Penrhyn, so individual shrubs are not named but as one member of the Douglas Pennant family (to whom the castle formerly belonged) married in the early years of this century the Lord Falmouth of the day, the theory that some of the camellias might have been brought to Penrhyn from the Cornish garden of Tregothnan is at least plausible.

Across the Menai Straits is another remarkable garden, also now in the care of the National Trust, but planted by the then owners. This is Plas Newydd. Many of the trees in the garden are of a great age, but the ornamental shrubs and smaller trees were largely planted by the sixth Marquess of Anglesey, whose son the present Marquess is a

knowledgeable camellia enthusiast and who has done much to continue his father's work and to extend the camellia plantings in situations where they clearly thrive. The garden itself faces mainly towards the east looking back over the water towards the mountains of the mainland. Most of the camellias are planted on a steep bank well sheltered from the cold east winds as well as the buffeting of the south-west gales. The soil is all the plants could desire — greensand to a depth of two feet. Many of the older plantings were in full sun and it is Lord Anglesey's experience that the flowers suffer rapid browning of the petals from too much sunshine. The flowers of those more recently planted under a tree canopy last much longer, especially the free-flowering williamsii hybrids. That this is so was quite evident on a recent visit and the fine display was not marred by prematurely browned flowers. Some of the camellias were brought to Plas Newydd as long ago as 1912 from Lord Anglesey's garden at Beaudesert in Staffordshire when that house was demolished.

The three gardens described here are, of course, the larger ones, fortunately accessible to the public through the generosity of the former owners and they are under the excellent care of the National Trust. There are many other private gardens all over North Wales whose owners grow camellias, even though it may be no more than three or four plants, and it should be obvious from these few lines that the climate, soil and aspect of North Wales all help to provide those conditions that camellias in particular and ericaceous plants in general crave if they are to give of their best.

The first Oporto Camellia exhibition

La première exposition de camélias à Porto

La primera exposición de camelias en Oporto

La prima Mostra della Camelia di Oporto

SENORA CLARA DE SEABRA * See colour section

The first Oporto Camellia exhibition, which was held on the 16th, 17th and 18th March, was a complete success. This exhibition sponsored by the Oporto City Hall, attracted hundreds of Camellia lovers and, as the result were far beyond all expectations, the official authorities were encouraged to repeat this initiative next year.

Mr. Valdemar Cordeiro, one of the promoters

of the exhibition and an I.C.S. member, wrote an article in the brochure of the exhibition under the title "Camellia — The Queen of the flowers" from which I quote: "Despite its asiatic origin, the camellia is nevertheless, the most Portuguese of the flowers since it is always a component of the Portuguese gardens especially in the Northern part of the country."

Camellia chrysantha

Judge Paul Harkey of Dallas, Texas, has sent the following notice of the Imogene Fitzgerald Award.

"The Dallas, Texas Camellia Society has announced a special award for the best specimen bloom hybridized from the yellow *Camellia chrysantha*. Carol Greenberg, President, stated the award was established in the memory of Imogene Fitzgerald through the generosity of Mr and Mrs Waller C. Boedeker.

Imogene Fitzgerald was a retired Court Reporter for the Federal Government and one of the outstanding amateur oil painters of the Southwestern United States. Four members of the Dallas Camellia Society own pictures she painted of their winning blooms.

Waller Boedeker, a prominent Dallas automobile dealer and civic leader, is a horticulture hobbyist. Sarah Boedeker is the sister of the late Miss Fitzgerald. Their contribution to the Dallas Camellia Society consisted of a "Camellias Forever" membership in honor of her memory.

President Greenberg stated that until 1994, the Imogene Fitzgerald award, which will be made at the Annual Camellia Show of the Dallas Camellia Society, is designed to stimulate the development of new hybrid camellia flowers. It will be for the best specimen bloom hybridized from the *Camellia chrysantha* or which was developed by Frank Pursel of Oakland, California.

In creating this award, the Boedekers said they hoped it would stimulate hybridization and speed up the infusion of the melon, peach, orange, lemon, apricot, etc., hues in camellia blooms."

On receiving the above Notice the Editor replied to enquire if the award was limited to members of the Dallas Camellia Society and for clarification of the reference to Frank Pursel hybrids. The relevant parts of Paul Harkey's reply are as follows:

"The Dallas Camellia Society is one group that believes in open competition. The only awards which are not completely open are the "Novice" awards. Other than that restriction, the show is open to every person, regardless of membership or non-membership in any society.

The Boedekers were of the opinion that it would probably be at least a second or third generation hybrid of the *Camellia chrysantha* before it had an acceptable bloom. My own opinion is that the first two generations will have the size and form of the *chrysantha* pollen parent and the color of the seed plant. The condition: "or which was developed by Frank Pursel of Oakland, California" is to permit the award to be given to a Pursel developed hybrid until there is an acceptable *chrysantha* hybrid bloom.

Frank Pursel is undoubtedly the foremost hybridizer in the United States at this time. He has registered some 72 new hybrids with the American Camellia Society in the past decade".

A letter of enquiry about *Camellia chrysantha* to Julius Nuccio of Altadena received the following helpful reply:

"Enclosed are slides of *C. chrysantha*, by Bill Goertz and Grady Perigan. Please feel free to use them. (*See colour section).

The *C. chrysantha* plant that produced the blooms of the enclosed slides belonged to a Mr Sergio Bracci. The moment he saw buds, he was kind enough to bring the plant to us so we could use the pollen for hybridizing. We had six fine blooms, and it was most exciting to them and to our local friends, as it was a first time for all of us.

This was not the first *chrysantha* to bloom in the U.S.A.; a Mr M. Piet had the same variety bloom a month earlier".

The notes from Eric Craig set out below help to complete the picture.

Is This the Answer . . . To Elusive *chrysantha*?

Today, July 22, I saw an exciting development in the yellow camellia odyssey at Camellia Grove nursery, Sydney, Australia. Exciting, because, as far as we in the South Pacific are concerned, we had had no report of *C. chrysantha* flowering outside China except one instance at Nuccio's nursery, Altadena, Southern California.

Steve Clark of Camellia Grove showed me his healthy, three-years-old grafted plants of *chrysantha*, well over one-metre high. Attractive, lush foliage — but not one bud to be seen! But alongside were a number of *eight-months-old* cutting grafts of *chrysantha* 10cm high the scions having been taken last December (mid-summer here) from the grafted bushes. All of the cutting grafts had round, unopened flower buds almost 2cm in diameter, and brilliantly-yellow across the crown.

On August 17, exactly seven years after the death of Prof. E. G. Waterhouse, the first fully-open *chrysantha* bloom grown in Australia was shown on Sydney television news (Channel 7).

It was grown by Camellia Grove Nursery of St. Ives, Sydney in company with several other plants carrying flower-buds at various stages of opening.

I saw them for myself at Camellia Grove. The fullopen bloom was only 4.5cm across,

but a very rich golden-yellow, with bright orange stamens.

Official statistics supplied by Steve Clark, joint proprietor of Camellia Grove, are:

12 Dec 83: 68 cutting grafts made, using *sasanqua* Kanjiro as the host.

21 Mar 84: 51 out of 68 grafts successful. Kanjiro removed from above union, and rooted cuttings separately potted.

17 Aug 84: First *chrysantha* bloom fully open.

Could it be that Camellia Grove's cutting graft technique (ICS Journal 1976) is the key to the golden treasure? In any event, Steve wants to make it clear that Camellia Grove won't be commercially releasing *chrysantha* for at least two years. The species still has to supply one or two answers... for example, said Steve, why are his three-year-old plants making new growth in Australia's mid-winter?"

Book Review

Critique littéraire

Reseña de libros

Rassegna libraria

Camellias by Chang and Bartholomew

This book is certain to be one of the landmark publications in the Camellia literature, if not the gardening literature, of the second half of this century. Professor Chang has devoted 50 years to identifying and locating the Camellia species in their Chinese heartland. As an outcome of this life-long study, Dr Chang has discovered 92 new species of Camellia. As a result of this man's single-handed work, the number of Camellia species has been virtually doubled.

But the book is noteworthy not only for the extraordinary number of new species Dr Chang has described. Many of these new species hold the potential to markedly expand the number of garden-worthy species. Furthermore, some of the new species possess the potential to make it possible to breed entirely new, heretofore unattainable Camellia cultivars. The several species discovered in quite cold habitats hold the promise of breeding a new family of hardy Camellias. Several other species display unusual flower colours and configurations which

promise to enhance the flowering characteristics of this splendid genus.

It can be said, without fear of contradiction, that this book must be in the library of every Camellia grower, every breeder, and every plantsman with an interest in woody plants. It promises to revolutionize the world's understanding and perception of Camellias.

The book is translated and augmented by Dr Bruce Bartholomew of the California Academy of Sciences in San Francisco, himself a noted authority on Camellias. Dr Bartholomew has undertaken numerous extensive botanic collecting tours in China where he became acquainted with Dr Chang's work.

In addition to the compelling text, the book is illustrated with 92 line drawings, executed in an exquisite Chinese style to provide the reader with a clear picture of all the new species first described in this book. It is 240 pages long with 92 line drawings and priced at \$29.95. The book can be ordered from Timber Press, P.O.Box 1631, Beaverton, OR 97075.

submitted by **THOMAS PERKINS III**

Camellias in Germany

Les camélias en Allemagne

Camelias en Alemania

Le camellie in Germania

PETER FISCHER

Wingst, Hoden, Germany

It is no exaggeration to speak about a German tradition of Camellias, because more than 100,000 plants were already being cultivated in about 1850 (Seidel). Even today a plant over 200 years old still presents its splendour of blooms in Dresden — Pillnitz every spring. To survive the German winter the plant however needs the heated glasshouse which surrounds it in the coldest season.

Nearly every botanical garden is able to exhibit special specimens of Camellias which are more or less splendid. These however exist only as under-glass plants. Between Christmas and March it is possible to see Camellias at special German flower markets. Very famous flower shops make it possible for a private person to buy this attractive and exotic plant.

Unfortunately, the delight in such an exotic plant is not long lived because they don't sell enough knowledge together with the beautiful plant, and automatically it will fail miserably in homes which are much too warm. However, I still believe in the future of Camellias in Germany!

My personal enthusiasm for this plant encourages me to collect and to analyse all the information I can get. Wherever one can expect some knowledge of Camellias, contacts will be made. A German professional association, the ACERCA (Azaleas Ericas Camellias) deals with the breeding Camellias in a small measure; grows about 90,000 plants every year, (almost all *Camellia jap.*, 'Elegans') and even exports and imports them at the same time. By the way, it is curious to note that Karl Glaser, near Frankfurt, grows about 40,000 Camellias and exports them to Italy, Switzerland and France, which are countries, which logically should be better able to grow Camellias. Up to now in Germany, Camellias are almost exclusively sold at the pot-flower markets.

Recently special tree nurseries have become interested in Camellias and are offering them within their sale collection. The reason could be the international trend of the market, therefore a bigger collection is necessary. Nevertheless, it could also be the result of different publications about Camellias by the German

dendrologist Krüssman, although the botanical aspect is well to the fore in his publications.

Hellmut Vogel, a known expert on Camellias, thinks that there are favourable future prospects for Camellias in Germany, especially by expansion of the collection. Although there is a large interest in Camellias, there are only a few exhibitions showing Camellias (Palmengarten Frankfurt or Bremen for example). In this way a demand for Camellias is created but it can't be satisfied enough. All the German fanciers of Camellias still have to travel far if they want to see these beautiful plants outdoors. The south of England and Cornwall, the south-west of France, Italy or Portugal are paradises of Camellias for the German. But nevertheless a German alternative is perhaps growing up quietly and slowly. At my home in the north of Germany, not far away from the mouth of the Elbe, for example, for many years special Camellias have resisted the German winter, in not very sheltered positions outdoors. Not infrequently the temperature reaches -20°C . There are setbacks, of course, sometimes even total losses. Sometimes only the flowerbuds die, sometimes the whole shoots of the year or even the whole plant. No one winter is like any other. In Germany there are tracts with a climate suitable for viticulture, but my advantage is to live near the sea and this maintains my courage in planting Camellias in the outdoors. The youngest plants which have a place in the garden are three years old at least. In the meantime the oldest one has come up to 1.50 metres; its an 'Alba Simplex'. Several *Camellia japonica* have turned out to be very resistant against the winter. Unfortunately there is only a short summer in Germany and the setting of flowerbuds doesn't prove very satisfactory. It looks better with the hybrids. 'Anticipation', 'Donation', 'Freestyle' and 'Freedom Bell' have eminent flowerbuds. What does it matter if many flowers are damaged by the belated frosts of spring — There is almost no spring when the bloom of the *Rhododendron Praecox*, which is very liked and common in Germany, isn't killed by frost, but nevertheless it's in the garden. After that

how incomparably more beautiful are 'Anticipation' or 'Freestyle' with excellent blooms as if there had never been any winter!

Editor's Note:

The British members of the Society were happy to welcome Mr Peter Fischer to the U.K.

Conference in Cornwall, England this year and wish him all success in growing camellias in difficult conditions. An example of what can be done in spite of cold and snow is shown by a picture of a camellia in snow, supplied by Mr W. Fritschi of Zurich. *see colour section.

Nomenclature report

Rapport concernant la nomenclature

Informe sobre la nomenclatura

Rapporto sulla nomenclatura

THOMAS J. SAVIGE

International Registrar

As the first phase of the compiling of the International Camellia Nomenclature List is now completed, this report covers the situation at the moment.

A preliminary list based on inserting new and various early names not previously available into the Philbrick List had been completed by last March. However, due to a considerable influx of oriental names from China and Japan it was decided to rewrite the complete list to make it more comprehensible for typing into a "word processor". Therefore the complete list was re-checked in the light of further information and re-written. This task has now been completed and comprises 1780 foolscap pages covering 22,960 entries and includes the 1983 registrations.

Three sets have been photo-copied and these are being sent:

1 set to the Bailey Hortorium, Cornell University, to be put on disc in a word processor,

1 set to Goro Iimure of Japan to check the method of romanization of the Japanese cultivars.

1 set to Mr Charles Puddle who has agreed to check the European cultivars against his extensive records.

It is envisaged that this last copy will be available to the Registration Committee of the I.C.S. in the United Kingdom while waiting for "print outs" from the Bailey Hortorium. The Bailey copy will be sent airmail, but the others by seamail due to cost.

Considerable correspondence with Dr Antonio Sevesi, Mr John Tooby, Mr Yoshiaki Andoh and Mr Robert Gimson in particular, have been of considerable assistance and these gentlemen have my heartfelt thanks.

The Japanese nomenclature problem is not

yet completely resolved and it is doubtful if complete agreement with all the Camellia Societies in Japan will be possible. In the meantime, an attempt at stabilizing the transliteration is being made by applying the methods outlined in the paper "Japanese Camellia Cultivar Names".

In the International Camellia Nomenclature List in the many cases of doubtful identity and synonymy, decisions were made based on the available evidence. It is hoped that this will stimulate those who may disagree or have further evidence to enter into correspondence which may help, eventually, to clarify some of the doubtful areas.

Following the visit to Dr Ralph Philbrick at Santa Barbara, correspondence with Professor Bates confirmed the offer of the research material. Professor Bates made one proviso that, when the I.C.S. had completed its nomenclature research a suitable permanent home should be found for the material, where it would be available for future researchers. This offer was made as it was felt that the Bailey Hortorium would not want to be put to the expense of its return to the U.S.A. and it was a terminating project.

In the meantime, Dr Ralph Philbrick sent the first consignment of data by parcel post as a test run. This parcel of approximately 15kg. left Santa Barbara about 20th July. It finally arrived at Albury on the 21st October, taking three months by surface mail. I wrote to Dr Philbrick advising him of its arrival, but on 29th October received a telegram enquiring on its whereabouts. The telegram was 8 days in transmission. So much for modern communication and transport. The mailing cost of this parcel was \$85.00 and it was estimated that altogether

the parcel post would be about \$700.00. The Santa Barbara Botanic Gardens wishes to be refunded the postal costs.

Regarding an eventual repository for the nomenclature records, the "Eryldene Trust" has been approached on the possibility of its inclusion in the Research Library envisaged to be established at "Eryldene" (the old home of Professor Waterhouse). This is being set up round the material from the libraries and records of the late Professor Waterhouse and Walter Hazlewood, two of the founders of the I.C.S. and the A.C.R.S.

If the Directors of the I.C.S. are agreeable, this suggestion will become a concrete proposal.

In the meantime it is proposed to complete a bibliography of all publications and references consulted in the formation of the International Camellia Nomenclature List. These are estimated to be over 3000 and would make a small book on their own.

Finally, a cultivar registration system is being organised by the I.C.S. and hopefully will shortly be available for the registration of camellia names in areas without national registration authorities.

Miniature hybrids

Hybrides miniatures

Híbridos enanos

Ibridi miniatura

T. J. SAVIGE

Wirlinga, N.S.W., Australia

In the development of various hybrids from camellia species, as a reaction to the giant *C. reticulata* × *japonica* forms, some hybridists have turned to the small camellia species.

The results have filled in a blank area in the camellia spectrum and resulted in the production of numbers of cultivars which combine the appeal of small, dainty, delicately coloured flowers on a range of interesting and varied fine leaved plant forms. Even scented forms are included and the plants, being only shrub sized, are suited to the small garden and container culture.

While many of these hybrids have quite a "fruit salad" of species combining in their background, at present they can be loosely classed into four main species in their make up.

For convenience they can be put into one of the four following categories:

1. The *pitardii* group
2. The *cuspidata* group
3. The *fraterna* group
4. The *lutchuensis* group

The basis of the *pitardii* group is *C. pitardii* Cohen-Stuart, designated *C. pitardii* var. *pitardii* in Sealy's Revision of the Genus. This is a diploid and fairly close to *C. saluenensis* with which it hybridizes freely. It is likely that some of the breeder material is so contaminated.

Two people who have introduced cultivars from open pollinated plants of these species

are Mrs Betty Durrant, of Rotorua, New Zealand and Mr Edgar Sebire, Victoria, Australia. In both cases the parent plants were growing in large gardens surrounded by hundreds of camellias of great diversity in species and hybrid, and it is only possible to speculate on the pollen donor.

Amongst the Durrant cultivars are 'Grace Caple', 'Prudence', 'Snippet', 'Garnet Gleam', 'Nicky Crisp' and 'Persuasion'. 'Grace Caple' is a *C. pitardii* × *C. japonica* and 'Nicky Crisp' is a *C. pitardii* × (*C. pitardii* × *japonica*) hybrid. The vivid garnet red single flowers of 'Garnet Gleam' show evidence of 'Fuyajo' genes, while the last one of the group 'Persuasion' is one of the deepest (blackish red) coloured camellias, from a cross of *C. pitardii* × *C. japonica* 'Fuyajo'.*

The Sebire cultivars include 'Adorable', 'Fairy Bouquet', 'Gay Pixie', 'Pink Cameo', and 'Sprite'; all open pollinated but obviously hybrids from their great diversity.

'Adorable' with bright pink, formal double flowers and erect compact growth is a magnificent container plant. 'Fairy Bouquet' is a similar plant with soft pink paeony form flowers. 'Gay Pixie' has a larger loose paeony flower of deeper striped, light orchid pink on a larger, more spreading plant. 'Pink Cameo' a silvery pink paeony, but 'Sprite' a small, rose form, salmon pink, is a particular delight.

* See colour section

Sebire has also produced a dainty scented miniature hybrid in 'Snowdrop'* a cross between *C. pitardii* and *C. fraterna*.

A recent pitardii hybrid from America is 'Sara Ritter', a pink semi-double *C. pitardii* × *C. japonica* raised by C. D. Cothrem of California.

Hybrids from the species *C. cuspidata* were amongst the earliest developed as the veteran 'Cornish Snow' was raised by the father of *C. × williamsii*, the late Mr J. C. Williams of Caerhays Castle, Cornwall in the 1940's, so that this particular hybrid cross is called a "Caerhays' Hybrid". It is *C. saluenensis* × *C. cuspidata* and received the R.H.S. Award of Merit in 1948. The original seedling still grows in Cornwall, a 20 foot vision of delight in flowering time.

Two others of this cross were released about the same time in 'Charles Michael' and 'Winton' although little grown these days.

Second generation hybrids were developed in two areas; Mr Fred Tuckfield, Victoria, Australia and Dr Wells of California, U.S.A.

The Tuckfield hybrids were all from open pollinated seed of 'Cornish Snow' growing

* See colour section

amongst a group of Waterhouse *C. × williamsii* cultivars such as 'Lady Gowrie', 'Margaret Waterhouse' and 'Clarrie Fawcett'.

Those named included 'Bellbird', 'Harem', 'Lollypop', 'Turkish Delight', and 'Muriel Tuckfield'. 'Bellbird' has small pink single flowers on a low spreading bush, while 'Lollypop' and 'Turkish Delight' are both open bushy plants, the former a pink stippled, deeper pink, rose form double and the latter a light, lavender pink, semi-double. 'Muriel Tuckfield' has the *C. × williamsii* 'Lady Gowrie' in its make-up and its fuchsia cast, ivory white flowers are a vision of chaste elegance.

Dr Wells received an un-named hybrid of *C. cuspidata* from England which he named 'Sylvia May'. This also has been the source of a number of second generation hybrids although, through crosses with the large *C. japonica* cultivars, they are mostly out of the miniature range. A popular one is 'Sylvia May Wells' a loose paeony lavender pink and Dave Feathers' seedling of 'Sylvia May' named 'California Snow' is a cascade of small white single flowers. The first *C. japonica* × *C. cuspidata* hybrid was raised by Dr Lammerts about 1950, while at Descanso Gardens, California, and named 'Lammertsii'.

OUR 30th YEAR OF BEAUTIFUL CAMELLIAS

1954 to 1984

from Australia's respected Camellia Lodge, Victoria

Our extensive range includes the finest varieties obtainable of
C. japonica, *C. sasanqua*, *C. reticulata*, hybrids and species.

All superb plants; all container-grown. We're importers and exporters of the world's finest varieties; the largest range in Australia. Our magnificent floral display continues during the flowering season.

Camellia Lodge Nurseries PTY Ltd

(The Treasure House of Camellias)

348-350 PRINCES HIGHWAY, NOBLE PARK, VICTORIA 3174

Phone: 792-4027

Please send \$2 Australian for catalogue. We supply only plants of 12cm pot-size or larger. NO SCIONS OR ROOTED CUTTINGS.

It is an erect growing, miniature, white single with strong *C. cuspidata* characteristics. This particular interspecific combination has been designated as "Lammerts Hybrids" by Dr Hilsman.

Nuccio's of California released a *C. cuspidata* × *C. japonica* hybrid in 1980 called 'Candle Glow' and Dr James released a 'Sylvia May' seedling 'Carousel' a pink striped, orchid pink, still popular.

An interesting cuspidata hybrid was raised by Dr Hilsman who crossed it with *C. fraterna* and named one of the union 'Milky Way' because of its floriferousness.

The fraterna group was led off by the American nurseryman Sawada with 'Tiny Princess', a cross between *C. japonica* c.v. 'Akebono' and *C. fraterna*. This has proved useful for second generation crosses. *C. rosaeflora* hybrids have been included in the fraterna group because of their morphological similarities.

Hybrids from this group have originated in most camellia growing areas as they have proved particularly popular. Quite a number come from New Zealand. Neville Hayden has produced 'Baby Bear', 'Mother Bear' and 'Baby Willow' by crossing *C. rosaeflora* with *C. tsaii*. The result is a slow growing dense bush with the very leaf margin of *C. tsaii* coming through.

Trevor Lennard of New Zealand recently released a *C. rosaeflora* open pollinated seedling named 'Emma Lennard' while Sebire named a similarly produced camellia, 'Rosabelle'. They are more vigorous and better furnished plants than the species with improved flower forms.

The author crossed *C. rosaeflora* with an un-named *C. × williamsii* and named one of the seedlings 'Wirlinga Belle'. Then crossed with *C. ×* hybrid 'Tiny Princess' to obtain

'Wirlinga Princess' and 'Wirlinga Gem', all heavily flowering. The last two make attractive standards as they naturally develop an umbrella form and flower on the underside of the branches in every leaf axil.

Dr. Parks has brought out an interesting little hybrid in 'Yoi Machi' (Evening Wedding) which is a *C. sasanqua* c.v. 'Narumigata' × *C. fraterna* and has soft pink bell-like flowers.

By crossing a *C. × williamsii* with *C. ×* hybrid 'Tiny Princess', O. Blumhardt of New Zealand came up with 'Gay Baby', a deep orchid pink semi-double of open upright growth. He also raised 'Tiny Star' a cross between *C.j.* c.v. 'Berenice Body' and 'Tiny Princess'. Another from New Zealand is 'Esme Spence' a soft pink miniature anemone form *C. fraterna* × *C. japonica*.

In California A. H. Krueger has just named 'Captured Enriches' a pinkish white semi-double with clustered flowers; a *C. rosaeflora* × *C. fraterna* cross, while 'Witmans'; *C.j.* 'Elizabeth Boardman' × *C. ×* hybrid 'Tiny Princess' named 'Christmas Daffodil' has been most popular for the past 12 years with its white tipped blush petals and an anemone form flower.

Members of the final group, based on *C. lutchuensis*, are mostly scented, as are many of the fraterna hybrids, but with a stronger and more pleasant aroma.

The species has been the basis of a 20 year old breeding programme for scent in which many well known camellia researchers were involved, such as Dr. Cutter, Dr. Parks and Dr. Ackerman. The programme is now lead by Ken Hallstone of California.

It was found that in the cross between *C. lutchuensis* and *C. japonica* the resultant hybrid was usually totally sterile. By using the colchicine method, Dr. Ackerman was able to produce

Camellia Registrations

No. 8 *C. reticulata* c.v. 'Hōraku'.

Applicant: Mr. Yoshiaki Andoh, 9-11 1-chome, Yawatacho, Nakaku, Kobe, 657 Japan.

Propagator: Dr. Akito Noguchi, 7-6 Nishi-Noguchicho, Beppu, Japan from seed supplied by Col. T. Durrant of New Zealand in 1969.

Parentage: Kunming *reticulatas*. Putative female parent 'Willow Wand'.

Flowers: First bloomed 1975. The flower is a large semi-double with three rows of heavy textured waved and fluted petals of rose pink surrounding a group of yellowish filaments with golden anthers. The flower size is up to 13cm across and 12cm high. Form is somewhat like 'Lasca Beauty'. Blooms mid-season to late.

Leaves: About 9.5cm long by 6.0cm wide. Dark green.

Habit: Compact, upright and of medium growth rate.

No. 9 *C. japonica* 'Elizabeth Fox'.

Applicant and originator: Mr. D. B. Fox, Bullwood Nsry, 54 Woodlands Road, Hockley, Essex.

Parentage: Unknown.

Flowers: A medium size formal double averaging 75mm in diameter, of about 5-7 petals; colour R.H.S. 50B red group with some white stripes at base of outer petals. Buds intermediate in shape. Midseason blooming. Flowers open flat and shatter and are similar to 'Jouvan'.

Leaves: Flat, oval with fine serrations and matt green colour with faint regular veining.

Habit: Growth is upright and medium in rate. The parent plant is eight years old and first flowered in 1978. Registered 17.8.84.

No. 10 *C. × williamsii* 'Fiona Colville'.

Originator: The late Lt. Colonel N. R. Colville, M.C.

Applicant: Mrs. D. Colville, Penheale Manor, Egloskerry, Launceston, Cornwall.

Flowers: Colour Neyron Rose; R.H.S. Colour chart 55B.

Habit: Identical characteristics of plant, habit, leaf and flower form as 'Donation' except as to flower colour.

This is a mutant of *C. × williamsii* c.v. 'Donation' first noticed in a batch of rooted cuttings about 1960. The cultivar has flowered true for 20 years. Registered 17.8.84.

pollen fertile tetraploids. The first hybrid so treated was 'Fragrant Pink'.* Its colchiploid was named 'Fragrant Pink Improved' and has been used to develop an F2 generation. It is a small deep pink paeony with a good lutchuensis fragrance.

By using its pollen on *C.j.* c.v. 'Kramer's Supreme', Dr. Ackerman obtained 'Ack-Scent', a larger paeony form, a little out of the miniature hybrid range. Also his 'Cinnamon Cindy' a *C.j.* c.v. 'Kenyotai' × *C. lutchuensis* has small paeony flowers with a white centre, the outer petals having a pink edge and reverse and a sweet cinnamon aroma.

Another Ackerman registration is 'Fragrant Joy' a dark lavender pink, rose form double from a cross between *C. rusticana* and *C. lutchuensis*.

Dr. Longley and Dr. Parks in their breeding for fragrance programme have recently registered a *C. japonica* × *C. lutchuensis* miniature with the name 'Spring Mist', a bluish pink semi-double with spreading growth.

In New Zealand a hybrid between *C.j.* c.v. 'Tiffany' and *C. lutchuensis* named 'Scentuous' has pink, flushed white semi-double flowers

with a good scent, while Darcy O'Toole has produced a cross between *C. lutchuensis* and *C.j.* c.v. 'Helen Metson', which he named 'Nymph' a flushed ivory miniature semi-double with perfume.

Outside the above four groups Dr. Ackerman has recently registered some cold-hardy *C. oleifera* hybrids in 'Frost Prince' and 'Frost Princess'.

The interest in the miniature hybrid is growing and some unique forms can be expected in the future. The author has some hundreds of miniature seedling hybrids with genes of the species *sinensis*, *fraterna*, *tsaii*, *rosaeflora*, *cuspidata*, *saluensis*, *japonica* and *salicifolia* in many different combinations and is at present experimenting with the recently available *C. forrestii* and *C. yunnanensis*.*

In America the perfumed *C. yuhsienensis* has been included in the search for scent programme, while in New Zealand the 'Fuyajo' form of *C. japonica* is being used in many combinations to bring in the very deep red colours and producing such hybrids as 'Black Domino' and 'Joyful Bells'.

* See colour section

The first release of this fantastic flower.

CAMELLIA CHRYSANTHA



Extremely rare. yellow-flowering camellia.

Great possibility of producing hybrid varieties which bloom flowers never seen before.

Imported from its natural habitat in the Kwangsi district of Southern China.

INTRODUCTORY OFFER


For orders up to 3 plants, graft (one year 40cm high) - U.S.\$65.00, cutting (15cm high) - U.S.\$20.00 per plant, including certificate of inspection and freight (air parcel post).

For larger orders, please ask for our written estimate. Payment in advance please.

Member of International Camellia Society & American Camellia Society.

INAZAWA NURSERIES Co., LTD.

P. O. Box 7, Inazawa, Aichi-ken, Japan.



1984 I.C.S. MEMBERSHIP

	Life		Ordinary		Total Members
	Single	Family	Single	Family	
Argentina			1		1
Australia	5	3	150	66	293
Belgium			2	1	4
Canada			2		2
Channel Islands	5		31	9	54
China			2		2
Denmark			2		2
France			39	18	75
Germany			3		3
Isle of Man	1				1
Hong Kong			2		2
Italy	4		15	3	25
Japan	20	2	151		175
Korea			2		2
Malta			1		1
Netherlands			3	2	7
New Zealand	5	1	18	22	69
Portugal			2	8	18
Rep. of Ireland	1		9	1	12
South Africa	3		19	2	26
Spain	1		28		29
Switzerland			5		5
U.K.	13		188	57	315
U.S.A.	10		130	64	268
TOTAL	68	6	804	253	1391

INTERNATIONAL CAMELLIA SOCIETY
Income and Expenditure Account for the year ended 31st December 1983

INCOME		EXPENDITURE	
By Subscriptions	3,767.39	To Printing and Stationery	
Congress in California		1982	75.50
— surplus	213.25	Printing and Stationery	
Advertisement in		1983	433.75
Journal	86.75	Postage and Telephone	244.95
Donation to Journal		Hire of Hall for	
from UK	200.00	Meetings	12.00
Interest on Special		Journal: Printing	2,968.15
Deposit Account	24.81	Postage & Carriage	610.58
Total Income	4,292.20	Total Expenses	4,324.93
Balance of Expenditure over Income	32.73		
	<u>£4,324.93</u>		<u>£4,324.93</u>

Balance Sheet as at 31st December 1983

LIABILITIES		ASSETS	
Accumulated Funds transferred from:		Cash: At Bank	
Australia	6,286.36	Special Deposit	
Less Balance of Expenditure over Income for year	32.73	Account	3,000.00
	<u>6,253.63</u>	Deposit Account	1,514.01
	<u>£6,253.63</u>	Current Account	1,739.62
			<u>6,253.63</u>
			<u>£6,253.63</u>

ICS Members' Subscriptions Rates and the representatives to whom payable

Enclosed with this Journal is an envelope to facilitate the payment of your subscription. This innovation in 1981 proved of great help to the Society's Membership Representatives and, it is believed, to Members themselves. Thank you in anticipation of your continued co-operation.

- AFRICA** (R 8.00, or Husband and Wife R 10.50) Mr Leslie Riggall, Mdoni Road, Kloof, Natal 3600, South Africa
AUSTRALIA (\$ 8.00, or Husband and Wife \$ 11.00) Miss Nance Swanson, 43 Wellington Road, East Lingfield, N.S.W. 2070 Australia
AMERICA (\$ 9.00, or Husband and Wife \$ 12.00) Mr Thomas H. Perkins III, 405 Perkins Drive, Brookhaven, Miss. 39601, U.S.A.
ASIA (Y 2000, or Husband and Wife Y 2700) Mr Goro Iimure, 3-1-13 Kouyama Nerima-Ku, Tokyo, Japan
FRANCE (50.00 Frs, or Husband and Wife 65.00 Frs) M. Claude Thoby, Route de Paris, B.P.3, 44470 Carquefou, France
ITALY AND SWITZERLAND (Lire 10,000, or Husband and Wife L 13,000) Dr Antonio Sevesi, Piazzale Cadorna 6, 20123 Milano, Italia
NEW ZEALAND (\$ 10.00 or Husband and Wife \$ 13.00) Mr R. H. Clere, 8 Chesham Ave., Taupo, New Zealand
PORTUGAL (E. 600, or Husband and Wife E. 800) Senora Clara de Seabra, Praceta Prof. Egas Moniz, 167-4° esq. 4100 Porto, Portugal
SPAIN (P. 850, or Husband and Wife P. 1100) P2 Castellana 213, 28046, Madrid
UNITED KINGDOM AND WESTERN EUROPE (£4.50, or Husband and Wife £6.00) Mr H. John Tooby, "Acorns", Chapel Lane, Bransford, Worcester, WR6 5JG, England

Life Memberships available for an amount of at least twenty times that rate for annual subscriptions.

MEMBERS of the International Camellia Society

In the case of listing error or omission, please notify your Regional Membership Representative when renewing Membership for 1985.

*Life Members †Honorary Member

ARGENTINA

GUILLERMO, G. Castro Pedro, Tacuara 1456, Capitol Federal 1407, Buenos Aires.

AUSTRALIA

ABBOTT, Mr & Mrs K., 109 West Riverton Drive, Rossmoyne, W.A. 6155.

ADAMSON, J., 180 Shaftesbury Av., Bedford, W.6052.

ADCOCK, Mr & Mrs R. W., 36 Robert Road, West Pennant Hills, N.S.W.2120.

ADELAIDE BOTANIC GARDENS, C/- The Librarian, North Terrace, Adelaide, S.A.5000.

ADLER, Mr & Mrs E., 10 Woodlands Av., Blakehurst, N.S.W.2221.

ALPEN, Mr & Mrs John E., Villa 138, Bayview Gardens Village, Cabbage Tree Rd., Bayview, N.S.W.2104.

ANDERSON, W. C., 33 Powell St., Killara, N.S.W.2071.

ANDREWS, S. H., 11 Hills Ave., Epping, N.S.W.2121.

ARMATI, P. M., 6 Highlands Av., Gordon, N.S.W.2072.

ARNOLD, Mrs J. W., Buskers End, St. Clair St., Bowral, N.S.W.

ASHWORTH, Mr Maurice & Mrs Patricia, 30 Margaret Av., Glenalta, S.A.5052.

ATKINSON, T. A., 6 Lansell Crescent, Camberwell, Vic.3124.

AUSTRALIAN CAMELLIA RESEARCH SOCIETY, C/- The Librarian, 3 Pindari Av., St. Ives, N.S.W.2075.

ADELAIDE HILLS BRANCH, C/- Hon. Sec. Mr Stan Loader, 91 Mt. Barker Rd., Stirling, S.A.5152.

ADELAIDE PLAINS BRANCH, C/- Treasurer, 25 Park St., Hyde Park, S.A.5061.

NSW FOUNDATION BRANCH, C/- J. L. Mitchell, 9 Orinoco St. Pymble, N.S.W.2073.

ST. GEORGE SUTHERLAND BRANCH, C/- F. B. Newton,

13 Kurrajong St., Sutherland, N.S.W. 2232.
TASMANIA BRANCH, C/- The Hon. Sec., 5 Swanston St.,
 Newtown, Tasmania, 7008.
VICTORIA BRANCH, C/- R. Straughan, 27 Cross St., Canter-
 bury, Vic. 3126.
WESTERN AUSTRALIAN BRANCH, C/- The Hon. Sec.
 Mrs. G. Beales, 2 McCallum Cres., Ardross, W.A. 6153.
BACHMANN, Richard, 33 Watson Av., Netley, S.A. 5037.
BARTLETT, Mr & Mrs J. G., 1 Marine Parade, North Avalon
 Beach, N.S.W. 2107.
BEATTIE, Sir Alexander, & Lady, 54 Burns Road, Wahroonga,
 N.S.W. 2076.
BEEAMAN, Mrs Sylvia, 29 Carnarvon Rd., Roseville, N.S.W. 2069.
BERRIE, Mrs Pat, 14 Hamilton Parade, Pymble, N.S.W. 2073.
BLACKWELL, Miss Frances, Geelan's Road, Arcadia, N.S.W.
 2159.
BLUMENTHAL, Mrs Beryl, 3 Pindari Av., St. Ives, N.S.W. 2075.
BLUMENTHAL, Cecil B., 3 Pindari Av., St. Ives, N.S.W. 2075.
BLYTHE, Mr & Mrs D. J., Weelarra, Carradine Road, Bedford-
 ale, W.A. 6112.
BOER, Mrs Eva, 6 Linden Crescent, Linden Park, S.A. 5065.
BOND, Mr & Mrs L. D., 27 Cardinal Av., Beecroft, N.S.W. 2119.
BOYLE, Mr & Mrs N. M., 33 Carnegie Crescent, Narrabundah,
 A.C.T. 2604.
BRITISH MEDICAL LABORATORIES PTY. LTD., P.O. Box
 31, Arncliffe, N.S.W. 2205.
BRITAIN, Mrs S. J., 20 Beagle St., Red Hill, A.C.T. 2603.
BROWN, Miss E. A., 9/10 Cavell St., Harbord, N.S.W. 2096.
BROWN, Mr & Mrs K., 25 Beach Rd., Collaroy, N.S.W. 2097.
BYRNE, Mr & Mrs E. L., 2A Ferdinand St., Hunters Hill, N.S.W.
 2110.
CAMPBELL, Mr & Mrs A. E., 3 Horace St., St. Ives, N.S.W. 2075.
CAMPBELL, Prof. Keith, 188 Beecroft Road, Cheltenham, N.S.W.
 2119.
CAPEL, Miss B. M., 3/61 Hercules Street, Chatswood, N.S.W.
 2067.
CASSIDY, Lady, 3/2 Aston Gardens, Bellevue Hill, N.S.W. 2033.
CHERRY, Mr & Mrs R. J., RMB 2117, Greta Rd., Kulnara, N.S.W.
 2250.
CHETTLE, Mrs M. V., 4 Exeter Road, Aldgate, S.A. 5154.
CHURCHLAND, Harry, 32 Darnley St., Gordon, N.S.W. 2072.
CLARK, Mr & Mrs S., Camellia Grove Nursery, Mona Vale Rd.,
 St. Ives, N.S.W. 2075.
CLARKE, Mrs M., 16 Binalong Road, West Pymble, N.S.W. 2073.
CLUBB, Mr & Mrs D. F., Mosman, N.S.W. 2088.
COLEMAN, Mrs D. R., 21 Glenview Crescent, Hunters Hill,
 N.S.W. 2110.
COWELL, Mr & Mrs C. E., Terry Road, Camden, N.S.W. 2570.
CRAGO, Mrs Lorna, 33 Queen Elizabeth Drive, Tallangatta,
 Vic. 3700.
CRAIG, Mr & Mrs Eric D., 4 Lowther Park Av., Warrawee,
 N.S.W. 2074.
CURNOW, Mrs Enid, 14 Torrens St., Linden Park, S.A. 5065.
DAVIS, Mr & Mrs G. R., 62 Kenthurst Rd., Dural, N.S.W. 2158.
DEAN, Mrs H., "The Pines", 6 Kent Road, Aldgate, S.A. 5154.
DETTMANN, H. K. C., 3A Carrington Road, Wahroonga, N.S.W.
 2076.
DETTMANN, J. F., 11 Stuart St., Longueville, N.S.W. 2066.
DULY, Peter L., 6a Buckingham St., Killara, N.S.W. 2071.
ELLIOTT, C. L., 1259 Lower North East Road, Vista, S.A. 5091.
ELLIOTT, Mrs Jean, 6 Fisher Av., Sandy Bay, Hobart, Tasmania,
 7005.
EMMERSON, Mr R. J., RMB 2105, Leongatha, Vic. 3953.
ESDAILE, Mrs Edith, 55 Warragal Road, Turramurra, N.S.W.
 2074.
FARRAND, Mr & Mrs R. R., 42 Hastings Rd., Warrawee, N.S.W.
 2974.
FANECO, Mr & Mrs F. W., 35 Torokina Av., St. Ives, N.S.W. 2075.
FAULKNER, Mr & Mrs A. D., Island Drive, Newry Island, Urunga,
 N.S.W. 2455.
FERGUSON, Mr & Mrs J., 15/40 Raglan St., Mosman, N.S.W.
 2088.
FITZHARDINGE, Mrs J. B., 18 Fox Valley Rd., Wahroonga,
 N.S.W. 2076.
FOX, Miss Dorothy, 105A Fernvale Road, Tarragindi, Brisbane,
 Qld. 4121.
FRASER, Mr & Mrs H. A., P.O. Box 565, Wagga Wagga, N.S.W.
 2650.
FREEMAN, Mrs K. Dewarne, "Far Hills", 18 Holborn Hill Rd.,
 Aldgate, S.A. 5154.
FREW, Mrs A. A., 111 Copeland Road, Beecroft, N.S.W. 2119.
FUDGE, Mrs Theda, Willow Bend, 257 Mt. Keira Rd., Mt. Keira,
 N.S.W. 2500.
GALVIN, Mrs M. L., 293 Princes Highway, Sylvania, N.S.W. 2224.
GARLING, Mr & Mrs R. D., 22 St. Albans St., Mt Waverley, Vic.
 3149.
GARLING, Miss W., Flat 6, 47 Hobart Road, Murrumbidgee, Vic.
 3163.
GARRETT, Mr Colin, 8 Massinger Street, Salisbury, Qld. 4107.
GIBSON, Dr & Mrs D. M. T., 1d Orinoco St., Pymble, N.S.W.
 2073.
GINMAN, Mrs Gwen, 17 Burke Crescent, Oatley, N.S.W. 2223.
GODDARD, Miss D. R. I., 25 Crane St., Springwood, N.S.W.
 2777.
GOLDFINCH, Mrs Margot, 1/16 Ray Street, Turramurra, N.S.W.
 2074.
GOONAN, P. T., 5 Cotswold Road, Strathfield, N.S.W. 2135.
GOULDING, Mr & Mrs P. D., 7/4 Durham Close, North Ryde,
 N.S.W. 2113.
GRANT, Mr A. B., 135 Henson Road, Salisbury, Brisbane, Qld.
 4107.
GRAY, Roger, 9 Hanover Av., Epping, N.S.W. 2121.
GREED, Mrs A., 52 Rippon Rd., Hamilton, Vic. 3300.
HACKETT-HONES, Mrs F., 26 Wakefield St., Kent Town S.A.
 5067.
HALING, Mrs M. E., 8 West Street, South Casino, N.S.W. 2470.
HALLORAN, Mr & Mrs John, 10 Bloomsbury Avenue, Pymble,
 N.S.W. 2073.
HAMILTON, N. C., 8 Raleigh Crescent, St. Ives, N.S.W. 2075.
HARTLEY-SMITH, Mrs Connie, "Stone Hut", via Manilla,
 N.S.W. 2346.
HAVILAND, Mr & Mrs D., 127 Sherbrook Road, Asquith, N.S.W.
 2078.
HAYTER, Dr R. S., Bells Flat Rd., Yackandandah, Vic. 3749.
HAZLEWOOD, Mrs D., 19 Fernhill Av., Epping, N.S.W. 2121.
HENDERSON, R. E. A., "Truwalla", Merriion Terrace, Stirling,
 S.A. 52.
HOBBS, Mr & Mrs L., 92 King St., East Doncaster, Vic. 3109.
HOOPER, Mr L. R. O., Unit 3/2 Frederick St., Sth. Brighton,
 S.A. 5048.
HUGHES, Mrs Crystal, P.O. Box 68, Casino, N.S.W. 2470.
HUME, Mr & Mrs G. V., 8 Reely St., Pymble, N.S.W. 2073.
HUTCHERSON, Mr & Mrs B. F., 56b Telegraph Road, Pymble,
 N.S.W. 2073.
HUTCHINSON, G., 67 Blakesley Road, South Hurstville, N.S.W.
 2221.
JACKSON, Mrs V., 11 Moore St., Glenbrook, N.S.W. 2773.
JAMES, Mr & Mrs T. C., 5 Billabong Av., Turramurra, N.S.W.
 2074.
JESSEP, A. W., 29 Adelaide St., Armadale, Vic. 3143.
KALFAS, Mrs D. D. H., Wirreanda Close, Warrawee, N.S.W. 2074.
KEIGHTLEY, Mr & Mrs R. S., 13 Cooper Angus Grove, Wattle
 Park, S.A. 5066.
KERSHAW, Mrs L., 40 Ray Road, Epping, N.S.W. 2121.
KING, Mr & Mrs D. M., P.O. Box 674, Albury, N.S.W. 2640.
KINGSBURY, Dr Andrew, 8 Colin St., Cnr. Colin Grove, West
 Perth, W.A. 6005.
KITCHEN, Mr & Mrs F. B., Southdown, Yal Yal Rd., Merricks,
 Vic. 3916.
KNYVETT, G. G., 11 Araba St., Aranda, A.C.T. 2614.
KOCH, O. L., 25 Park St., Hyde Park, S.A. 5061.
KRENDLINGER, Mr Gerhard H., P.O. Box 28, Spring Hill, Qld.
 4001.
LANE, Mrs V., 1 Crane St., Springwood, 2777.
LANG, Mr & Mrs F. H., Summerleaves, Crosslands Road, Galston,
 N.S.W. 2159.
LEVICK, Mr & Mrs R., 73 Roland Avenue, Wahroonga, N.S.W. 2076.
LEWIS, Dr & Mrs R. A., 2 Mawhera Av., Sandy Bay, Tasmania,
 7005.
LIEBICH, Mrs Lorna D., Rowland Flat, Barossa Valley, S.A.
 5352.
LINCOLN, Mrs John F., 30 Stanley Street, St. Ives, N.S.W. 2075.
LIDDLE, Mrs Heather, 11 Evershed Street, Myaree, W.A. 6154.
LORT-PHILLIPS, Mr & Mrs D., 51A Hawthorn Grove, Hawthorn,
 Melbourne, Vic. 3122.
LOTHIAN, T. R. N., P.O. Box 27a, Crafers, S.A. 5152.
LUCAS, R., 2 Maple St., Broadview, S.A. 5083.
MACKEY, Mrs Ida, 108 Adderton Rd., Carlingford, N.S.W. 2118.
MACBOY, Stirling, 87 Undercliffe St., Neutral Bay, N.S.W.
 2089.
MACPHERSON, Mr & Mrs J., 5/6 Peterborough Ave., Lakes
 Sth. N.S.W. 2528.
MANN, Mr & Mrs P., 18 Monaro Crescent, Redhill, A.C.T. 2061.
MANSON, Mrs J. J., 112 Roseville Avenue, Roseville, N.S.W.
 2069.
MARONEY, Mrs S., 72 River Rd., Greenwich, N.S.W. 2065.
MARSLAND, Mrs F. A., 9 Oakleigh Avenue, Tarooma, Tasmania
 7006.
MEALEY, Mr & Mrs K. R., 58 Laurence Street, Pennant Hills,
 N.S.W. 2120.
MEASDAY, Mrs Iris, Godwins Nursery, 198 Baylis Street, Wagga
 Wagga, N.S.W. 2650.
MENZIES, Mr I., 33 Anne Crescent, Blaxland, N.S.W. 2774.
MILES, Mr & Mrs R. R., 103 Carrington Road, Wahroonga, N.S.W.
 2076.
MILLER, Mr J. W., 10 Lipscombe Ave., Sandy Bay, Tasmania
 7005.
MILLINGTON, Mrs Jean, Unit 1, Hadley Wood, 578 Pacific
 Highway, Killara, N.S.W. 2071.
MITCHELL, Mr & Mrs Julien, 5 Myan Close, Corlette, N.S.W.
 2301.
MOREY, Dr & Mrs B. R., 12 Torquil Ave., Carlingford, N.S.W.
 2118.
MORGAN, Mrs A. T., Box 52, P.O., St. Ives, N.S.W. 2075.
MORROW, Mrs C. A., 168 Samford Road, Enoggera, Brisbane,
 Qld. 4051.
MOYES, Dr J. Murray, 3 Walpole Place, Wahroonga, N.S.W.
 2076.
MUMFORD, Mrs M. E., 15 Hinemoa Av., Wahroonga, N.S.W.
 2076.
MURRAY, Mrs Barbara, 17 Ashmore Av., Pymble, N.S.W. 2073.
MURRELL, Mrs H. G., P.O. Box 55, Ganmain, N.S.W. 2072.
McCONNELL, Mrs Lucy, 10 Redgum Av., Killara, N.S.W. 2071.
McGLYNN, Mrs M., 7 Orinoco St., Pymble, N.S.W. 2073.
McGREGOR, Mr & Mrs Leslie, Sunhaven St., Beecroft, N.S.W.
 2119.
McKINDLAY, Mr & Mrs Lachlan, Eulinya Downs, Moama,
 N.S.W. 2739.
McMINN, Mrs Moira, Kyalami, 6 River Ave., Fullers Bridge,
 Chatswood, N.S.W. 2067.

- McMINN, Neville, Camellia Lodge Nursery, 348-550 Princes Highway, Noble Park, Vic. 3174.
- McNAUGHTON, Mr & Mrs Russell, 504 Sandy Bay Rd., Sandy Bay, Tas. 7005.
- NEIL, Mrs Ena, 3 Table Top Road, Terrigal, N.S.W. 2260.
- NIELSEN, Mrs F. M., box 469 P.O., Burnie, Tas. 7320.
- NEWMAN, C. A., 51 Slade Street, Bayswater, W.A. 6053.
- NEWMAN, C. F. & Sons, P.O. Box 10, Tea Tree Gully, S.A. 5091.
- NEWPORT, A., 11 Wybalena Road, Hunters Hill, N.S.W. 2110.
- NIXON, G. H., 1 Beechworth Rd., Pymble, N.S.W. 2073.
- NOACK, Mrs N., 129 Jerang St., Indooroopilly, Qld. 4068.
- O'SHEA, Mrs Desmond, M.B.E., 12 Drumalbyn Road, Bellevue Hill, N.S.W. 2023.
- PACKER, Mrs Laurel, Box 13 P.O., Forest Range, S.A. 5139.
- PATON, Mr & Mrs John, 14 Illoura Ave., Wairoonga, N.S.W. 2076.
- PAYENS, Mr & Mrs Paul O., 7 Newlands Place, Baulkham Hills, N.S.W. 2153.
- PEDLER, Dr & Mrs J., 8 Carter Street, Prospect, S.A. 5082.
- PEEBLES, Mrs Dorothy, 1 Yosefa Avenue, Warrawee, N.S.W. 2074.
- PHELPS, B. F., 4 Gartrell Street, Burnside, S.A. 5066.
- PIDD, Mrs D. E., 13 Napier St., Drummoyne, N.S.W. 2047.
- PIERCE, Mr & Mrs C. R., 1 Parker Ave., West Pymble, N.S.W. 2073.
- PIERSON, T. E., P.O. Box 177, Hurstville, N.S.W. 2220.
- PORTER, Mr & Mrs G. A., 39 Beecroft Rd., Beecroft, N.S.W. 2119.
- POWER, Mrs J. E. S., P.O. Box 3, Turramurra, N.S.W. 2074.
- PRINGLE, Mrs B. E., 4 Red Chapel Av., Sandy Bay, Tasmania 7005.
- PROWSE, Mrs B., 5 Birralea St., Muswellbrook, N.S.W. 2122.
- PULLEN, Dr & Mrs David, 24 Griggs Ave., Epping, N.S.W. 2121.
- RAY, Miss L., 140 Ray Road, Epping, N.S.W. 2121.
- RIDDELL, Peter, 109 Rae Crescent, Kotara South, N.S.W. 2288.
- RIDDLE, Mr & Mrs J. G., Unit 21, The Cotswolds, 28 Curagul Rd., North Turramurra, N.S.W. 2074.
- ROBERTS, Mr & Mrs John, 17a Eulbertie Av., Warrawee, N.S.W. 2074.
- ROSE, Mr & Mrs B. A., 7 La Boheme Av., Caringbah, N.S.W. 2229.
- RITCHIE, Mrs Beth, 17 Barana Parade, Roseville Chase, N.S.W. 2069.
- RUCKERT, Theo C., 41 Hawker Crescent, Elizabeth East, S.A. 5112.
- SAVAGE, Mr & Mrs Alan F., 9 Gunbower Road, Mt. Pleasant, W.A. 6153.
- SAVELL, Robert, 34 Marieba Road, Kenthurst, N.S.W. 2154.
- * SAVIGE, Mr & Mrs T. J., Hawksway Rd., Wirlinga, N.S.W. 2640.
- SCOTT, Mr & Mrs J. G., 32 Alford St., Howrah, Tas. 7018.
- SHEPHERD, Mr F. W., 40 Barker Ave., Findon, S.A. 5023.
- SILVESTER, Miss Karen, "Temps Perdu", Old Bell's Line Of Road, Mt. Tomah, via Bilpin, N.S.W. 2758.
- SIMON, Mrs Helen, 27a Russell Av., Wairoonga, N.S.W. 2076.
- SIMPSON, Mr & Mrs P., 56 Fairfax Rd., Bellevue Hill, N.S.W. 2023.
- SMITH, Mr B. H., 32 North Arm Road, Middle Cove, N.S.W. 2068.
- SMITH, Greg, 28 Greendale Av., St. Ives, N.S.W. 2075.
- SNOOK, Mrs H. J., 50 Hobbs Ave., Dalkeith, W.A. 6009.
- SPRAGG, Mrs Alice, 15 Linden St., Sutherland, N.S.W. 2232.
- ST. ALBANS (EPPING) GARDEN LOVERS' CLUB, C/- J. Mathews, 14 Kent St., Epping, N.S.W. 2119.
- STEELE, L. R., 6 Llewellyn Terrace, Hawthorn, S.A. 5062.
- STOREY, Mrs J., 4 Redgum Av., Killara, N.S.W. 2071.
- STRAUGHAN, Mr & Mrs R., 17 Cross Street, Canterbury, Vic. 3126.
- STRETCH, Mrs S. A., "Girrawheen", Uralba St., Lismore, N.S.W. 2480.
- * SWANE, Miss Valerie, Swane's Nursery, Galston Road, Dural, N.S.W. 2158.
- SWANSON, N. J., 43 Wellington Road, East Lindfield, N.S.W. 2070.
- TATE, Mr Ken, 10 Macken Street, Oatley, N.S.W. 2223.
- TEESE, Mr A. J., 25 Moores Road, Monbulk, Vic. 3793.
- THOMAS, Mrs M., 2 Heights Crescent, Middle Cove, N.S.W. 2068.
- * TORRISI, Mr & Mrs S. J., 110 Albert Road, Stratfield, N.S.W. 2135.
- FRIGG, Mr & Mrs F. E., 8 Yosefa Ave., Warrawee, N.S.W. 2074.
- WALTON, C. F., 136 Mona Vale Rd., St. Ives, N.S.W. 2075.
- WARMERDAM, Mr & Mrs Hubertus, P.O. Box 41, Pennant Hills, N.S.W. 2120.
- WATERHOUSE, Mr & Mrs Gordon, P.O. Box 2, Kurrajong Heights, N.S.W. 2758.
- WATERHOUSE, Prof. & Mrs Ian, 107 Hunter Avenue, St. Ives, N.S.W. 2075.
- WATERHOUSE, Mr & Mrs John T., 10 Lovering Place, Newport Beach, N.S.W. 2106.
- WATKINS, S. B., 9 Sir Samuel Griffith Drive, Toowong, Qld. 4066.
- WATSON, Mrs M., P.O. Box 141, Balmain, N.S.W. 2041.
- WEBBER, L. C., 6 Grandview Parade, Epping, N.S.W. 2121.
- WEEKES, Mrs Anne C., 5 Vale St., Gordon, N.S.W. 2073.
- WESTBROOK, Morton, 16 Bobbin Head Road, Pymble, N.S.W. 2073.
- * WIGGINS, Barry R., P.O. Box 18, Cranbrooks, W.A. 6321.
- WILLIAMS, Mrs E. A., 18 Kissing Point Rd., Turramurra, N.S.W. 2074.
- WILLIAMS, Mrs Florrie, 29 Eastern Road, Turramurra, N.S.W. 2074.
- WILSON, Mrs E. J., 24 Lyndhurst Crescent, Hunters Hill, N.S.W. 2110.
- WILSON, Mrs G. T., 1281 Albany Highway, Cannington, W.A. 6107.
- WITHERS, Dr & Mrs R. M., 10 Urquhart St., Hawthorn, Vic. 3122.
- WOODLAND, E. F., Three Bears Nursery, 72 Castle Hill Rd., West Pennant Hills, N.S.W. 2120.
- WOODROW, Mrs Mary, "Innisfree", 62 Townsend Court, Buderim Mountain, Qld. 4556.
- WRIGHT, Mr & Mrs S. J., 5 Swanston St., Newtown, Tas. 7008.
- YOUNG, Mrs Mary, 48 Kooloona Crescent, West Pymble, N.S.W. 2073.
- YOUNG, Mrs Yvonne, 24 Rushall Street, Pymble, N.S.W. 2073.
- BELGIUM**
- AU QUARTIER LATIN, 88 Avenue Charles Quint, B-1080 Bruxelles.
- DE BISSCHOP, Mr and Mrs Roger, Beekstraat 175, 9910 Gent-Mariakerke.
- VAN HUYCK, Mme. J. A., Aarschotsteen 226, 3111 Wezemaal.
- CANADA**
- UNIVERSITY OF BRITISH COLUMBIA, Library Processing Centre, Serials, 2206 East Mall, Vancouver, B. C. V6T1Z8
- LIBRARY AGRICULTURE CANADA, Sir John Carling Bldg., Ottawa KIA DCS.
- CHANNEL ISLANDS**
- * ALLAN, John R., La Petite Seigneurie, St. Pierre du Bois, Guernsey.
- BONN, Mr & Mrs M. W., Oaklands, St. Peter, Jersey.
- BREHAUT, Mrs D. I., 'La Canurie', Collings Road, St. Peter Port, Guernsey.
- BROWNLOW, The Lord and Lady, La Maison des Prés, St. Peter, Jersey.
- CHAPMAN, R. H. B., Claremont Court, Mont Millais, St. Helier, Jersey.
- COOK, Brenda, Lady, Le Coin, La Haule, St. Brelade, Jersey.
- CRIPPS, M. W. P., Le Profound Val, Le Coudré, St. Peter in the Wood, Guernsey.
- CROMER, The Rt. Hon. the Earl of, Beaufield House, St. Saviour, Jersey.
- EASTICK, Mr & Mrs B. C. D., Cartref, Bon Air Lane, St. Saviour, Jersey.
- HALL, Mr & Mrs A. L., No. 1 CIs de la Bruyère, Carrefour Selous, St. Lawrence, Jersey.
- HARMON, Mrs W. G., Kurangarira, St. Saviour's Hill, Jersey.
- HOLDERNESS, Mrs C., Badinal, Rue des Dames, St. Martins, Jersey.
- JAGGER, Mrs L., Noirmont Manor, Jersey.
- JAMISON, Dr & Mrs D., Les Fontenelles, Forest, Guernsey.
- JERSEY, The Rt. Hon. the Earl of, Radier Manor, Longueville, Jersey.
- JESSION, Mr & Mrs R. J., Clair Val, Gorey, Jersey.
- LE FEVRE, Mr & Mrs F. J., 'Laburnum', The Queens Road, St. Peter Port, Guernsey.
- LEMPRIERE-ROBIN, Mrs S., Rosel Manor, Jersey.
- LEWIS, Mrs Barbara A., The Manor House, Longueville Manor Hotel, Jersey.
- LLEWELLYN, Mrs Morag, Holmwood, Park Estate, St. Brelade, Jersey.
- LONG, Mrs Margaret L., Ozarda, St. John, Jersey.
- * LORT-PHILLIPS, Mrs S., Quarry House, Gorey, Jersey.
- LORT-PHILLIPS, Mrs V., La Colline, Gorey, Jersey.
- MACDONALD, Mrs Jane, Highland, St. Lawrence, Jersey.
- MACKINNON, Mrs D. S., Oaklands, Trinity Hill, Jersey.
- * MESNY, Mrs Alan, Le Port à la Jument, Sark, via Guernsey.
- * NAIRN, Frank R., Castle Carey, Guernsey.
- OBBARD, Mrs E. C., Samares Manor, St. Clements, Jersey.
- PERREE, Mr & Mrs Francis, The Oaks, St. Peter, Jersey.
- PLATT, Mrs V. N. H., Anneville Lodge, Archirondel, St. Martins, Jersey.
- PRESCOTT, Mrs C. J., La Rosière, St. Clement, Jersey.
- REYNOLDS, Mr & Mrs J. V., Maison du Haut, La Rue Verte, Trinity, Jersey.
- REYNOLDS, Mrs M. G., Westward, La Marquanderie, St. Brelade, Jersey.
- ROXBURGH, Air Vice Marshal H. L., 11 Audeville, St. Anns, Alderney.
- SAMPSON, Mrs L. A., Merchiston Lodge, Park Estate, St. Brelade, Jersey.
- SARGEANT, Mrs E. N., Beau Coin Lodge, La Haule, Jersey.
- SMITH, Dip. Arch., J. G., La Pigeonnerie, Rue de la Pigeonnerie, St. Brelade, Jersey.
- SMITH, Mrs Marion, La Pigeonnerie, Rue de la Pigeonnerie, St. Brelade, Jersey.
- SWARBRICK, Mrs L., Villa Millbrook, Rue de Haut, St. Lawrence, Jersey.
- * TALBOT-ROBERTS, Mrs M., 2 Douro Terrace, St. Helier, Jersey.
- THORBURN, George, Paumauvin, Les Essards, St. Sampsons, Guernsey.
- WHEELER, Mr & Mrs David, Broadlands, La Hougue Bie, Grouville, Jersey.
- WIMBORNE, The Dowager Viscountess, Magnolia House, Candie, St. Peter Port, Guernsey.
- YATES, Mrs F. A., Vinchelez de Haut, St. Ouen, Jersey.

PEOPLE'S REPUBLIC OF CHINA

CHANG, Dr. Fung Da, Zhongshan (Sun Yutsen) University, Guangzhou, Guangdong Province, China.

DIRECTOR AND STAFF, Kunming Botanical Institute, Kunming, Yunnan.

DENMARK

PETERSEN, Michael B., Smakkegaardsvej 15, 2820 Gentofte.
REITZELS, C. A., Booksellers Ltd., Norregade 20, DK1165, Copenhagen K.

FRANCE

ANDRO, M. et Mme Guy, Ménez Crenn, 29229 Plouarzel.
AUCLAIR, Mlle Cécile, "Héraclès", 2 Av. du Monastère, 06000 Nice.

ANGLIER, Mlle., 61 rue Damrémont, 75018 Paris.
BALLIVET, M. et Mme, 14, rue St Paul, 92200 Neuilly.
BARUSTA, Mme, 2 Av. René Coty, 75014 Paris.
BAUMANN, M. André, 131 avenue Jean Jaurès, 92290 Chateaux-Malabry.

BEAUMATIN, M. et Mme, 27 rue Corneille, 92160 Antony.
BEAUCHESNE, Père Gildas, Physiologie Végétale, 26 Square des Anciennes Provinces, 49000 Angers.

BENIER, Mlle Marcell, 7 rue Monticelli, 75014 Paris.
BOSCO, Mme, "Les Hespérides", 7 av. du Touring-Club, 77300 Fontainebleau.

BOUARD, M. et Mme, 9 rue du Petit Bois, 91200 Athis Mons.
BOURUET-AUBERTOT, M. et Mme, 2 rue de Messine, 75008 Paris.

BRIVET, Mme Françoise, 32 rue des Fontaines, 92310 Sevres.
BURNEL, M. et Mme, 16 rue Bazière, 76130 Mont Saint Aignan.
COURS DARNE, M. Gilbert, 32480 La Romieu.

CORNET, M. et Mme, "Le Cassereau", Fortan, 41360, Savigny Sur Bray.
CREZE, Dr. et Mme, Les Roches, St. Germain des Pres, 49170 St. Georges Sur Loire.

DARTOIS, Mme Christiane, 29 rue Tiron, 75011 Paris.
DELAUNAY, M. François, 53 rue Mirabeau, 49000 Angers.
DUPOUY, M. Lucien, Ingénieur Horticole, 9 bis, rue de la Prairie, 29000 Quimper.

DUTREUILH, M. Michel, Pavillon 2, Tilh, 40360 Pomarez.
EDOUARD, Mme, Le Haut Clocher, Hadecourt, 60240 Chaumont en Vexin.

FIEVET, Mme Nicole-France, Maison des Roses, 99 bis, av. d'Estienne d'Orves prolongée, 06000 Nice.
FOUCAUD, Mme, 126 avenue du Bois de Verrières, 92160 Antony.

FOSSARD, M. et Mme, Henri, Le Logis Fleuri, St. Ouen Du Tilleul, 27670 Bosc Roger En Roumois.
FRABOY, M., 5 rue Pierre Bellamy, 35530 Noyal Sur Vilaine.

GUEZENNEC, Mr. et Mme, Jean, 20 avenue du Bois, 92190 Meudon.
GUYOMARCH, M. Nicolas, Pépinières Nicolandes, Kermaout Saint Jean, 29124 Riec Sur Belon.

HALASZ, M. Emeric, rue Fr. René de Châteaubriand, 44470 Carquefou.
HOSATTE, M. et Mme, 64 rue de Longsault, Leves, 28300 Mainvilliers.

IMBERT, Mme Huguette, 8 rue Boissannade, 75014 Paris.
JOLIVET, M. Jean, L'Abbaye, 4 rue de la Vierge, 29144 Polzevet.
LABOREY, M. Jean, Ingénieur Horticole, 361 rue Lecourbe, 75015 Paris.

LAVIRON, M. et Mme, 13 bis, rue Henri Monnier, 75009 Paris.
LE MCAL, M. Park ar Brug, Plouisy, 22200 Guingamp.
MADCC, M., 7 rue de Panier Fleuri, 29200 Brest.

MAYMOU, M. et Mme Paul, Chemin du Moulin de Habas, St. Etienne, 64100 Bayonne.
PAINBLANC, M. et Mme Claude, 20 avenue des Tilleuls, 94450 Brevannes.

PELLER, Mme, 2 rue du Débarcadère, 75017 Paris.
PLANTIVEAU, M. Paul, Ingénieur Horticole, Parc de Procé, 44000 Nantes.

RAOUX, M. et Mme Paul, 67 avenue de Paris, 78000 Versailles.
RICHARD, Mme Jane, Côte de Landérose, 82200 Moissac.
RONDEAU, M. et Mme Dominique, 4 bis, rue Albert Lacroix, 35800 Dinard.

ROSMANN, M. J. C., Villa Tsubaki, Matignon, 64340 Boucau.
ROUX, Mlle Marie-Louise, 11 rue de Champagne, 94100 Saint Maur.

STERVINO, M. Alain, Guipronvel, 29290 Saint Renan.
THOBY, M. et Mme Claude, Le Vieux Grand Chemin, Route de Paris, 44470 Carquefou.

TRAMCOURT, Mme Denise, 29 Boulevard de Vitry, 35000 Rennes.
VAUGHAN, M. et Mme. Timothy, Kerdalo, Tredarzac, 22220 Treguier.

VIGNERON, Mme Katherine, 22 route de Croissy, 78110 Le Vesinet.
WINTER, M. Louis, Ingénieur Horticole, 12 rue Gardiner, 35800 Dinard.

Ville d'ANGERS, M. Claude Cerniault, Directeur des Espaces Verts, Boulevard du Doyenné, 49000 Angers.
Ville de BORDEAUX, D. Bonzo, Directeur des Espaces Verts, Mairie de Bordeaux, 33077 Bordeaux Cedex.

Ville de BOURGES, M. Daniel Lejeune, Directeur des Jardins et Espaces Verts, Hôtel de Ville, 8 Place E. Dolet, 18014 Bourges.
Ville de CHALON SUR SAONE, M. J. C. Thevenot, Directeur de Service des Jardins, 43 rue Morinet, 71321 Xhalon Sur Saone.

Ville de FOUGERES, M. Gerিকে, Service des Plantations, Place

Lariboisière, 35300 Fougeres.

Ville de LORIENT, M. Jacques Postic, Services des Espace Verts, Boulevard Leclerc, Mairie de Lorient, 56100 Lorient.

WEST GERMANY

ALBERS, Torsten, Am Habichtskamp 37, 2175 Cadenberge.

FISCHER, Peter, 2177 Wingst, Höden 16.

HACKLANDER, Dr. Klaus, D5500 Trier, Simeonstrasse 5.

HONG KONG

BARRETTO, Mrs Gloria, Kadoorie Farm and Botanic Garden, Lamkam Rd., Taipo, New Territories.
FUNG, Kou-Shan, 14C/1,2 Manwan Road, Kowloon.

IRELAND

BOWLER, Michael, Kells House, Kells Bay, Killarney, Kerry.
DAVID, Mrs Jane E., Carrighoun House, Leap, Co. Cork.

DOWDALL, Mr & Mrs Thomas F., Dunsland, Glanmire, Co. Cork.
CHADWICK, Mrs D. R., Cappagh House, Kinsale, Co. Cork.
HURLEY, Dr. Pierce J., 'Balcraggan', Ballinclea Rd., Killiney, Co. Dublin.

O'DONOGHUE, Bernard, Gate Lodge, Dunsland, Glanmire, Co. Cork.
PRICE, Lt. Col. D. E. C., Kilmokea, Campile, New Ross, Co. Wexford.

* ROSSE, The Countess of, Birr Castle, Offaly.
ROYAL HORTICULTURAL SOCIETY OF IRELAND, Thomas Prior House, Merriod Rd., Dublin 4.

SWEENEY, Niall, Ballyfallon, Athboy, Co. Meath.
WALKER, Mrs S. P., Fernhill, Sandyford, Co. Dublin.

ISLE OF MAN

* WIGHT, Dr. W., Greeba House, St. Georges Crescent, Port Erin.

ITALY

ALBERT, Giorgio, 20146 Milano.

BOTTAI, dott. Giulio, 50132 Firenze.

CARAFFINI prof. Bruno, 28041 Arona.

* COGGIATTI comm. dott. Stelvio, 00152 Roma.

COMALINI dott. Alessandro, 22010 Carlazzo.

DI GREGORIO P. ssa Uzza and husband, 80121 Napoli.

* FIOCCI BRUBIO Silvia, 21028 Monate.

GARDEN CLUST, 80123 Napoli.

GIORGETTA arch. Franco, 20121 Milano.

GIUSTI, Danilo, 28062 Canobbio.

JASONI, Martini Eugenia, 41100 Modena.

MOTTI dott. Giuseppe, 22015 Gravedona.

PIACENZA dott. Guido, 13057 Pollone.

PIFFARETTI, Giovanni, 21014 Cerro di Laveno.

PRINA, Ricotti Anne, 00048 Nettuno.

ROLANDO, Ettore and Vittoria, 00141 Roma.

RONCHI, Giulia, 20146 Milano.

* SEVESI dott. ing. Antonio, 20123 Milano.

SOCIETA ITALIANA DELLA CAMELIA, 28051 Cannero Riviera.

SPINOLA DI TASSAROLO, Marchese Massimiliano and Wife, 80123 Napoli.

TERRANOVA, Luigi, 20138 Milano.

* WALTON, The Lady, 80075 Forio d'Ischia.

JAPAN

ABE, Shingeru, 4-9-7, Tsuga, Chiba 260.

ABIRU, Jin, 2-1267, Myoken-cho, Choshi 288.

ADACHI, Naoyoshi, 2-15 Kiyomigaoka, Maizuru 624.

AKANUMA, Mitsuo, 3-713, Higashi-sayamagoaka, Tokorozawa 359.

* AKIMOTO, Etsuo, 497, Naoya, Sakura, 285.

* ANDOH, Mr & Mrs Yoshiaki, 1-9-11, Yawata-cho, Nada-ku, Kobe 657.

ARITAKI, Tatsuo, 8-26, Naka-machi, Koshigaya 343.

ENMEI, Nobuyuki, 1-200, Fusa, Abiko 270-01.

* FUJIKAKE, Yotichiro, 1-378, Aioi-cho, Kiryu 376.

FUJIMOTO, Tsutomu, 221, Kibe, Ibaragi-cho, Higashi-ibaragi-gun, Ibaragi 310.

FUJISAWA, Ken, 3-17-4, Kokubu, Ichikawa 272.

FUJITA, Kyou, 1-9-11, Kami-saginomiya, Nakano-ku, Tokyo 165.

FUJIWARA, Yoshinori, 8-6-2, Yachiyo-dai-kita, Yachiyo, Chiba 276.

FUKUI, Tatsuo, 6065, Shimogo, Shimokitakata-cho, Miyazaki 890.

* FUKUMITSU, Dr. Ieyoshi, 2-3-17, Izumigaoka, Taramizu-ku, Kobe 655.

FUNAKI, Masanao, 1348, Kume, Mikumo-mura, Ichishi-gun, Mie 515-21.

FUNAKI, Shiro, 1-25-26, Kyonan-cho, Musashino 180.

FUNAKOSH, Kouji, 26-2, Miyoshi, Hachigaika, Miyoshi-cho, Nishi-kamo-gun, Aichi 470-02.

HAGIYA, Dr. Kaoru, 2-10-52, Nishi-kobairai, Niigata 950-21.

HAKODA, Naotoshi, 4-3-23-3-301, Takaido-higashi, Suginami-ku, Tokyo 168.

* HANADA, Hideo, Jitoshu, Isotake-cho, Ooda-shi, shimane 699-24.

HASEGAWA, Yoshiko, 2-5-12, Sotokanda, Chiyoda-ku, Tokyo, 101.

HARA, Akira, 4-34, Tsunashimadai, Kouhoku-ku, Yokohama 223.

HAYASHI, Takeshi, 2551-13, Jindaiji-cho, Chofu 182.

* HIMURO, Shouji, 3-2-41, Higashi-kaigan, Minami, Chigasaki 253.

HIRANO, Genichi, 3-9-3, Fujimi, Kushiro 085.

HIRAO, Dr. Shuichi, 3-14-23, Yamanone, Zushi 249.

- *HIRATSUKA, Taizo, 3-11, Shin-yashiki, Kumamoto 862.
 HIROTA, Shin, 2-39-4, Daiwa, Higashi, Kawanishi-shi, Hyogo 666-01.
 HISATOMI, Shunsuke, 510-6, Kusano, Kusano-cho Kurume 839-11.
 HONGOU, Shouji, 1-35-9-204, Satsukiogaoka, Chiba 281.
 HORIOUCHI, Tatsuro, 2-7-8, Motoku-azabu, Minato-ku, Tokyo 106.
 HORIKI, Hiroshi, 765, Tadanuma-cho, Shimizu-shi, Shizuoka 424-03.
 ICHINOSE, Kensaku, 8-34, Asahigaoka, Ashiya 659.
 IIMURE, Goro, 3-1-13, Kouyama, Nerima-ku, Tokyo 176.
 IIMURE, Matsuho, 3-9-30, Midori-cho, Koganei 184.
 IKAWA, Yoshimi, 3-18, Oukita-cho, Kishiwada 596.
 IKEDA, Tokumasa, 4-22-25, Mure, Mitaka 181.
 IMOTO, Hasechika, 747, Nishimura, Utsumi-cho, Shoujo-gun, Kagawa 761-44.
 INADOME, Kazumi, Nagashima-Botanical-Garden, 1-7-5, Yojiro, Kagoshima 890.
 INOUE, Kiyoharu, #201, 2-10-16, Nakaochiai, Shinjuku-ku, Tokyo 161.
 *INOUE, Shosaku, 3-13, Kumoi-cho, Nishinomiya 662.
 INTOU, Hideo, 5-4-26, Miyamae, Suginami, Tokyo 168.
 *INUDO, Toshikazu, 9, kami-tatsuda, Tatsuda-cho, Kumamoto 862.
 *IRIYAMA, Dr. Kenzo, 718, Yu, Yumada-mura, Nei-gun, Toyama 930-21.
 *ISHIBASHI, Hiroaki, 4-11-15, Sakuragoaka, Setagaya-ku, Tokyo 156.
 ISHIDA, Ryozo, 3789, Jindaiji, Mitaka 181.
 *ISHIKAWA, Mr & Mrs Kiyoshi, 4-4-21, YakuMo, Meguro-ku, Tokyo 152.
 ISHIYAMA, Hiroko, 1479, 9Ban-cho, Furumachi, Niigata 951.
 ISHIZAWA, Susumu, 3-11-4, Nishi-Kobariadai, Niigata 950-21.
 IWAMA, Masayuki, 314-6, Korokudai, Matsudo 271.
 IZUSHIMA HAWAII BOTANICAL GARDEN, 670, Aza, Noji, Motomachi, Oshima, Tokyo 100-1.
 KAGE, Tetsuro, 894, Yoji, Ouhashi-cho, Kurume 839-11.
 KAMINO, Takashi, 3-40-17, Narusedai, Machida 194.
 KANAI, Shigenichi, 3-5-13, Naka-ochiai, Shinjuku-ku, Tokyo 161.
 KANAI, Shunichi, 6-3-24, Iritune, Kushiro 085.
 *KATAYAMA, Sadayuki, 271, Kibe-cho, Ikeda 563.
 KATSURABA, Atsuko, 3-62-4, Izumi, Suginami-ku, Tokyo 168.
 KATSURAGI, Toru, 1-205, 3-1, Namiki, Tokorozawa 359.
 KAWAGUCHI, Mitsuyoshi, 1618-5, Oukedra, Kabemachi, Asakita-ku, Hiroshima 731-02.
 KAWANAMI, Toshihiko, 1-10-14, Izumi-cho, Kokubunji 185.
 KIGUCHI, Seiji, 10-4, Minami-cho, Niitsu 956.
 KIRINO, Shuho, 1-61, Kasumi-cho, Hachioji 192.
 KIRYU, Hiromitsu, 5-14-25, Chihaya, Higashi-ku, Fukuoka 813.
 KITO, Setsu, 2-5-7-201, Hirakawa, Chiyoda-ku, Tokyo 102.
 KURE, Shigenori, 4-3-16, Mochida, Gyoda-shi, Saitama 341.
 KOSHAI, Iwao, 47, Motodaiku-cho, Tottori 680.
 KONDO, Yasuhiro, Co. New-long, 6-4-14, Higashi-ueno, Taito-ku, Tokyo 110.
 KONISHI, Shiro, 1-1-14, Minami-sumiyoshi, Sumiyoshi-ku, Osaka 558.
 KONOMI, Masahiro, 1260, Ninagawa, Ouhashi-cho, Kurume 839-11.
 KOTOU, Kiyomi, 2-7-13-401, Nishi-arai, Adchi-ku, Tokyo 123.
 KUNITAKE, Michinori, 1465-2, Yoshiki, Kusano-cho, Kurume 839-11.
 MACHIDA, Sumitaka, 1829, Ishidani, Matsumoto-cho, Hioki-gun, Kagoshima 899-27.
 MAEZAKI, Mitsuhiro, 3863, Suzuhari-kou, Asa-cho, Asakita-ku, Hiroshima 731-11.
 MAKI, Toyotaro, 11-32, Kakinokidai, Midori-ku, Yokohama 227.
 MASHIDA, Kousaku, 61, Hatchonai, Tono-cho, Hamada-shi, Shimane 697.
 MATSUFUSA, Masanori, 655-1, Iimuro, Asa-cho, Asakita-ku, Hiroshima 731-11.
 MATSUDAIRA, Yasukuni, 2-26-12, Kasuga, Bunkyo-ku, Tokyo 112.
 *MATSUI, Shigeru, 1-22-7, Akazutsumi, Setagaya-ku, Tokyo 156.
 MITSUHASHI, Jun, 433-21, Koyama-cho, midori-ku, Yokohama 226.
 MIYANISHI, Touchi, 1-24, Nishi-tobe-cho, Nishi-ku, Yokohama 226.
 MURAKUMO, Sumio, 8, Asahigaoka, Asa-cho, Asakita-ku, Hiroshima 731-33.
 MORI, Kumi, 1-9-1, Ichimonbashi, Nagaokakyo-shi, Kyoto 617.
 MORIKAWA, Kuniyasu, 1-7-8, Iwasaki-cho, Matsuyama 790.
 MORISAWA, Keiichi, 1-28-37, Soumutsu-cho, Kagoshima 890.
 MORITA, Kenji, 2-22-10, Shakujidai, Nerima-ku, Tokyo 177.
 MOURI, Takara, 5796, Kougouchi, Asa-cho, Asakita-ku, Hiroshima 731-12.
 NAGAOKA Mrs Ryo, 6-11, Ishijima, Kouto-ku, Tokyo 135.
 NAGAOKA, Shigeo, 4-26-5, Higashi-yurigaoka, Asso-ku, Kawasaki 214.
 NAGASHIMA, Kousuke, 1-7-15, Kagoshima Botanical Garden, Yojirohagahama, Kagoshima 890.
 NAKAI, Goro, 2-2-13, Seijo, Setagaya-ku, Tokyo 157.
 NAKANO, Kazuo, Sendjo Type BLD, 2-2-19, Akasaka, Minato-ku, Tokyo 107.
 NISHIMURA Hisanao, 83 Higashi, Kofu-cho, Kanazawa 920-03.
 NOGAMI, Michiko, 1468-3, 9 Ban-cho, Furumachi, Niigata 951.
 NOGUCHI, Yoshihiro, Enm jiji, 50-82, Nishi-madama, Madama-cho, Nishi-Kunisaki-gun, Oita 872-11.
 *OHARA, Kuniaki, 34, Nanjo, Tateyama-shi, Chiba 294.
 OGAWA, Takeo, 31, Kazamachi, Motomachi, Oshima-cho, Tokyo 100-01.
 OGISU, Satoru, Inazawa Nurseries Co. LTD, Po.Box 7, Inazawa 492.
 OKA, Mrs Sumiko, 1-2, Numa-cho, Kishiwada 596.
 OKABE, Yoshinaga, 2-11-29, Midori-cho, Koganei 184.
 OKADA, Hiromu, 1-3-15, Seikiu, Iyouto-ku, Osaka 536.
 *OKADA, Nobuo, 5-14-14, Kugou-cho, Yokosuka 238.
 *OKADA, Toshikuni, 128, Nishi-asakawa-cho Hachioji 193.
 OKADA, Yuriko, 203, 1-34-6, Kami-Kitazawa, Setagaya-ku, Tokyo 156.
 OKUDA, Hisanori, 2-17-36, Kichijima-higashi, Naka-ku, Hiroshima 733.
 OKUNO, Saeko, 2-7-10, Noda-cho, Kishiwada 596.
 OOI, Tetsuro, 3-10-19, Hachimanyama, Setagaya-ku, Tokyo 156.
 OOTA, Takayuki, 1-5-12, Tosaka Souta, Higashi-ku, Hiroshima 730.
 *OOTA, Tsuguo, 72, Urakawachi, Matsushashi-cho, Shimomasuki-gun, Kumamoto 869-05.
 *OOTOMO, Sachiko, 62, Miyamae, Yawata-cho, Toyokawa 442.
 OYABU, Shigetoshi, 2601, Suya, Nishi-goushi-cho, Kikuchi-gun, Kumamoto 861-11.
 ORIHARA, Fusao, 2-8-1, Futaba, Yokosuka 239.
 SAIGA, Arifumi, 3-31-4, Nukui, Nerima-ku, Tokyo 176.
 SAKAI, Jikichi, 2-11-5, Sone, Midori-ku, Nagoya 458.
 SAKAKURA, Yoshiaki, 1-29-5, Higashi-yukigaya, Oota-ku, Tokyo 145.
 SAKATA, Yusuke, 1-54-1, Myoenji, Ijuin, Hioki-gun, Kagoshima 899-25.
 SASAKI, Junzo, 5-2-6, KyOnan-cho, Musashino 180.
 SASAKI, Tsukasa, 4886, Kogouchi, Asa-cho, Asakita-ku, Hiroshima 731-12.
 SATO, Shigeo, 2-15-23, Eifuku-cho, Suginami-ku, Tokyo 168.
 SATO, Teruo, 722-3, Antoku, Nakagawa-cho, Chikushi-gun, Fukuoka 811-12.
 SAITOU, Tetsuo, C-1127, Sky-heights, 4-4-4, Shibakubo, Tanashi 188.
 SATO, Yooji, To-7-202, Tamagawajutaku, 3-chome, Somechi, Chofu 182.
 SEIBU-MAIZURU BOTANICAL INSTITUTE, 27, Ooishi, Taneji, Maizuru 624.
 SENZAKI, Yoshihiko, 701, 12-17, Nampeidai-cho, Shibuya-ku, Tokyo 150.
 SENTOU, Michio, 8-10-14-203, Nishi-gotanda, Shinagawa-ku, Tokyo 141.
 SETO, Chosei, 26-23, Kusunokidai, Asamachi, Asakita-ku, Hiroshima 731-11.
 *SHIMADA, Dr Haruya, 10, Ikeijiri-cho, Nagitsuji, Yamashina-ku, Kyoto 607.
 SHIMIZU, Hideo, Izu-Ooshima-Hawaii-Botanical-garden, 670, Noji, Motomachi Ooshima-cho, Tokyo 100-01.
 SHIMIZU, Takaaki, 440, Iimuro, Asa-cho, Asakita-ku, Hiroshima 731-11.
 SHINODA, Shinji, 3-3-2, Minami-cho, Hanakoganei, Kodaira 187.
 SHIROSE, Yoichi, #F-1006, 3-3, Tomioka, Urayasu 272-01.
 SHISEIDO CO. LTD., Secretary office, 7-5-5, Ginza, Chuo-ku, Tokyo 104.
 SUGIHARA, Shinji, 3-419, Naka-odai, Nishi-ku, Nagoya 452.
 SUGISAKA, Masako, 3-11-17, Wakabayashi, Setagaya-ku, Tokyo 154.
 SUZUKI, Heihachiro, Kita, 4-28-8, Seki-machi, Nerima-ku, Tokyo 177.
 SUZUKI, Ritsuji, 33, Minamino Noba, Kouda-cho, Mukata-gun, Aichi 444-01.
 TAGUCHI, Mitsuko, 3-3-8, Asagaya-minami, Suginami-ku, Tokyo 166.
 TAKADA, Akiyoshi, 4-45-5, Nishi-ishiki, Kagoshima 890.
 TAKAHASHI, Tomio, 322, Iguchi, Mitaka 181.
 *TAKANASHI, Toshio, 4-3-8, Gokurakujou, Kamakura 248.
 TAKEDA, Masayuki, 4-9-46, Hamatake, Chigasaki 253.
 TAKEMORI, Norio, 3634, Toshimi-kou, Toyohira-cho, Yamagata-gun, Hiroshima 371-17.
 TAKINAKA, Hiroshi, 5623, Hisachi, Asa-cho, Asakita-ku, Hiroshima 731-33.
 TAKIYAKI, Sabanobu, 6-6-21, Kasuga-cho, Nerima-ku, Tokyo 176.
 TANABE, Kunosuke, 2-5-3, Nishi-ishiki, Kagoshima 890.
 TANAKA, Hideo, 1-2-79, Sekiya-matsunami-cho, Niigata 951.
 TANAKA, Masako, 7-9-18, Fukazawa, Setagaya-ky, Tokyo 158.
 TANAKA, Morizane, 1959, Shinyoshidamachi, Kouhoku-ku, Yokohama 223.
 TANIGUCHI, Sanae, 3-14-23, Umeogaoka, Setagaya-ku, Tokyo 154.
 TATENO, Kouji, 15-11, Hikarigaoka-cho, Maebashi 371.
 TERAMACHI, Tadatsuru, 53, Tenjin-cho, Kasugai 486.
 TERAOKA, Hiroshi, 4579, Motoji, Chiyodamachi, Yamaga-gun, Hiroshima 731-13.
 TOKUMASU Kikuko, 1317-32, Kume, Tokorozawa 359.
 TOKUMO, Shuji, 1045-8, Asahigaoka, Asa-cho, Asakita-ku, Hiroshima 731-33.
 TSUCHIYA, Toshiro, 1171-37, Nakagami-cho, Akishima 196.
 TSUKUI, Yasuo, 4-15-19, Hon-cho, Shiki 353.
 *UEDA, Toshiro, 9, Atoshiro, Ashinoya, Kouda-cho, Nukada-gun, Aichi 444-01.
 UEMOTO, Dr. Shumpei, Kyushu, Univ. 6-10-1, Hakozaki, Higashi-ku, Fukuoka 812.
 UENO, Musashi, 3-21, Wakatake-cho, Nagasaki 852.
 UMESONO, Shinjiro, 11-18, Hikarigaoka, Higashi-ku, Hiroshima 730.
 URABE, Toshiro, 3-2-12, Heiwa, Chuo-ku, Fukuoka 815.
 WADA, Jiro, 1-44-8, Nakano, Nakano-ku, Tokyo 164.
 WAKAYAMA, Tadahiko, 1072-2, Nakatomi, Tokorozawa 812.

- * WATANABE, Mitsuo, 4-1-19, Minamisawa, Higashi-kurume 203.
- WATANABE, Takeshi, 6, Nishino, Terato-cho, Muko-shi, Kyoto 617.
- YAITA, Shigeo, 1-432, Kami-shakujii, Nerima-ku, Tokyo 177.
- YAMADA, Hidco, 13, Kurogise, Ashinoya, Kouda-cho, Nukadagun, Aichi 444-01.
- YAMAGUCHI, Tadao, To, 72, Araya, Tsurugi-cho, Ishikawa 920-21.
- YAMAMOTO, Mieko, 6-2-13, Akasaka, Minato-ku, Tokyo 107.
- YAMATO S. Robert, 1-3-23, Hoshinomiya, Tokorozawa 359.
- YAMAZAKI, Mitsuo, 2-7-16, Gakuen-cho, Higashi-kurume 203.
- YONEZAKI, Yoneko, 6-8-2, Sakumigaoka, Zama 228.
- * YOSHIKAWA, Kazuo, 2-3-7, Higashi-Toyanaka-cho, Toyonaka 560.

KOREA

- KIM, Un Cho, President Korean Horticultural Soc., C.P.O.Box 8763, Seoul.
- LEE, Jong Soo, Kyungnam Kongjun College, 167 Jure Dong, Busan 601.

MALTA

- GAUCI, S., The General Trading Co. Ltd., 303 Republic St, Valletta.

NETHERLANDS

- COU TINHO-FRENSDORF, Mrs L., Ceintuurbaan 207, 1402 H H Bussum.
- KRANEN, Mr & Mrs G., Koudekerkseweg 169, 4335 SN Middelburg.
- LEMMENS, Mr & Mrs A. C., Koningsvaten 27, 5552 Valkenswaard.
- SPRENKELS, Prof. Dr. A. J. J., Ledecackersestraat 21, 5846 A M St. Anthonis.
- UNIVERSITY BOTANIC GARDEN, Nonnensteeg 3, 2311 V J Leiden.

NEW ZEALAND

- ALDRIDGE, Mrs Dorothy, Bellbird Orchard, No. 3 R.D. Te Puke.
- ARMITAGE, Mr P. B., 48 Storey Ave., Hamilton.
- BARRY, Mr Roly, 51 West End, Ohope.
- BERG, Mrs Ida, P.O.Box 269, Whakatane.
- BODLEY, Mr & Mrs E., P.O.Box 1635, Rotorua.
- BISCHOFF, Mr & Mrs C. R., "Puketui", No. 1 R.D. Waiuku.
- * CAVE, Mr & Mrs H. B., "Seafield", No. 4 R.D. Wanganui.
- CHESSWAS, Mr & Mrs A. E., 24 Virginia Rd, Wanganui.
- * CLARK, Mr H. J., 1004A New North Rd, Mt. Albert, Auckland.
- CLERE, Mr & Mrs R. H., 8 Chesham Ave, Taupae.
- DOROFAEFF, Mr F. D., 42 Mahoe St., Melville, Hamilton.
- * DURRANT, Colonel T., 119 Kawaha Point Rd, Rotorua.
- DUXFIELD, Mr & Mrs S. K., 65 Pad Street, Tauranga.
- FOGARTY, Dr. & Mrs P. J., "Villa Redwood", 5 Flyte St., Blenheim.
- GAMLIN, Mr & Mrs A. P., Lr. Glenn Rd., No. 27 R. D. Manaia.
- GOODWIN, Mr J. W., 62B Brois St., New Plymouth.
- HALL, Mrs Rachael, "Broadwater", No. 2 R. D. Motueka.
- HANSEN, Mr & Mrs J. A., 275 Te Moana Rd, Waikanae.
- HAWKEN, Mrs U., 12 Tasman View, Wanganui.
- HAYDON, Mr Neville, Camellia Haven, P.O.Box 537, Papakura.
- HEAD, Mr B. C., 8 Moa St., Lower Hutt.
- HEALY, Mr & Mrs T. G., 188 Wicksteed St., Wanganui.
- HENDERSON, Mr D. J., 67 Tilby Drive, Matua, Tauranga.
- HUDSON, Mr J. M., "Gwavas", Tikokino, Hawke's Bay.
- JOHNSON, Mr C. F., 1 Virginia Heights, Wanganui.
- JURY, Mrs L. E., 263 Smart Rd., No. 2 R.D. New Plymouth.
- KILGOUR, Mr & Mrs B. J., 110 Maxwell Rd, Blenheim.
- LENNARD, Mr T., R.D. 7 Te Puke.
- LOMAX Mr & Mrs W., 39 George Point Rd, Onerahi, Whangarei.
- MACDONALD, Mr & Mrs R. J., No. 3 R.D. Waiuku.
- MACKAY, Mr & Mrs P. B., 71 Mount View Rd, Wanganui.
- MILLAR, Mr & Mrs I. H., 17 Redwood Grove, Palmerston North.
- NELSON, Mrs R. B., "Castlegrace", No. 1 R.D. Katikati.
- * N.Z. CAMELLIA SOCIETY, c/o National Librarian, National Library of N.Z., Private Bag, Wellington.
- PATTERSON, Mr & Mrs H. M., 2/300 East Coast Rd, Forest Hill, Auckland, 9.
- PEACH, Mr & Mrs L. F., 202 Tudor Ave., Hastings.
- PETERSON, Mr G., 72 Pakiatua St., Palmerston North.
- RAYNER-MARCHANT, Mrs W. U., No. 21 R.D., Cardiff, Stratford.
- ROLFE, Mr & Mrs J. N., 25 Howell Ave., Hamilton.
- ROLSTON, Mr & Mrs W. J. M., Lindsay Rd., Levin.
- SILVESTER, Mr & Mrs P. J., 60 Waioeka Rd, Opotoki.
- VEAL, Mr & Mrs R. H., 9 Gray Crescent, Torbay, Auckland, 10.
- WALLIS, Mr C. J., 28 Solway Crescent, Masterton.
- WALLIS, Mr & Mrs G. W., P.O.Box 12001, Beckenham, Christchurch.
- * WARREN, Mr R. B., P.O.Box 51, Whangarei.

PORTUGAL

- CORDEIRO, Mr & Mrs Valdemar, R. D. António Meireles, 42-5° Esq., 4200 Porto.
- CUNHA, Mrs Maria Helena Pinto da, R. Paula Vicente, 4000 Porto.
- FERRERIRA, Mr & Mrs José Gil, Casa do Casal, Refojos, 4780 Santo Tirso.
- FERRERIRA, Mr & Mrs Manuel Gil, Casa do Casal, Refojos, 4780 Santo Tirso.
- FERRERIRA, Mr & Mrs Valdemar, Galegos, 4570 Penafiel.
- FONSECA, Mr & Mrs Jaime, Quinta de Curvos, Forjães, Barcelos.
- LENCASTRE, Mr & Mrs José Paulo Quirós, Praça Mousinho de

- Albuquerque, 139. 6° Esq., 4100 Porto.
- MIRANDA, Mr & Mrs António J., R. António Maria Lopes, 3 4780 Santo Tirso.
- MIRANDA, Mr José António, R. António Maria Lopes, 3,4780 Santo Tirso.
- SEABRA, Mr & Mrs Jorge, Prta Prof. Egas Moniz, 167-4° Esq., 4100 Porto.

SOUTH AFRICA

- BARLOW, Mrs P., Rustenburg, P.O.Box 158, Stellenbosch, 7600 Cape.
- BARRAS, Mrs R., P.O. Hilton, 3245, Natal.
- BENJAMIN, Mr A. M., Boscobel Nurseries, P.O.Box 55, Haenertsburg, 0730, N.T.V.L.
- BURGESS, Mr Eric, 89 Broad Street, Durban 4001, Natal.
- CLARK, Mr Victor, Box 835, Hillcrest 3650, Natal.
- FRASER, Miss U. R., 108 Dorp Street, Stellenbosch 7600, Cape.
- GREEN, Mrs M. F., Appletree Flower Farm, P.O.Box 20, Richmond 3780, Natal.
- HOWARD, Mrs Pamela, 20 Loop Street, P.O.Box 253, Hillcrest 3600, Natal.
- JACOBSON, Dr & Mrs J., 7 Highwick Drive, Kenilworth 7700, Cape.
- KING, Mr Derek, Dunrobin Nurseries, Bothas Hill, Natal.
- LEITCH, Mrs E., P.O.Box 25, Melmoth, 3835, Zululand.
- MITCHELL, Mrs Helga, "Houd Constant", Price Drive, Constantia 7800, Cape.
- NASH, Mr Herbert E., 11 St. Joan's Road, Plumstead 7800, Cape.
- PATERSON-JONES, Dr Joseph C., 37 Orchard Street, Newlands 7700, Cape.
- REIM, Mrs P., 71 Manor Drive, Durban 4001, Natal.
- RENTON, Mrs S., 28A Kings Avenue, Westville 3630, Natal.
- * RIGGALL, Leslie, Fern Valley, Igwababa Road, Kloof 3600, Natal.
- * RIGGALL, Mrs G., Fern Valley, Igwababa Road, Kloof 3600, Natal.
- * ROURKE, Dr John P., Compton Herbarium, Kirstenbosch, Claremont 7735, Cape.
- SCHOFIELD, Mr Trevor W., Wiverton, Byrne, P.O.Box 102, Richmond, 3780 Natal.
- SMITH, Mrs Doris M., "Lasquiti" Farm, P.O.Box 8, Mid Illovo 3750 Natal.
- TARR, Mr Brian, c/o Botanical Gardens, 2 Swartkop Road, Pietermaritzburg, Natal.
- VAN BERGEN, Mr & Mrs Jan, Boskoop Nursery, P.O.Box 20076, Alkanrant 0905, TVL.
- VAN HEERDEN, Mr Louis, 112 Central Av., Atholl, Sandton 2196, TVL.
- VAN SCHAIK, Prof. Nancy, Dept. Genetics, University of the Witwatersrand, Johannesburg, 2001.

SPAIN

- ADRAN GOAS, Jose Manuel, Santiago de Chile 24-5°. Santiago de Compostela — La Coruña.
- ALVAREZ CASCOS, Jaime, Trinidad 6-6°A, Gijon, Asturias.
- ARANDA, Marquesa Viuda de, Pazo de Rubianes, Villagarria de Arosa, Pontevedra.
- ARMADA, Comyn, Alfonso, Santa Cruz de Marcenado 2, Madrid 8.
- * ARMADA Diez de Rivera, Juan, Castellana 213, Madrid 16.
- BADIA, Nicolas, Centro Regional de Investigaciones Agrarias, Mabegondo, Apartado 10, La Coruña.
- CURT Fernandez de La Mora, Dolores, Jardinal al Mar, Poyo, Pontevedra.
- GIL, Gonzalez de Careaga, Juan, Teresa Herrera 3, La Coruña.
- GIMSON, Robert M., La Saleta, San Vicente de Nogueira, Meis, Pontevedra.
- HERNANDEZ Otero, Jose Maria, Capitan Quesada 41, Galdar, Las Palmas de Gran Canaria.
- ITURRIA, Maria Eugenia, Torres Agrelo, Redondela, Pontevedra.
- LAGO, Carballal, Salvador, Playa de Beluso, Bueu, Pontevedra.
- LAGO Silveria, Julio, Marques de Valladares 32, Vigo, Pontevedra.
- LARROSA Vila, Gonzalo, Francisco Llorens 2, Oleiros, La Coruña.
- LATOJA, S. A., El Grove, Pontevedra.
- MANCINEIRA, Lage, José Diego, Torre de Lama, Ribera del Sor, La Coruña.
- MISIONEROS DE ENFERMOS POBRES, Auda de Galicia 192, Vigo, Pontevedra.
- ODRÍOZOLA Pietas, Antonio, Avda. M. Vallina, Pontevedra.
- PINEIRO Lago, Ma del Carmen Fatima, José Antonio 7-3°, Villagarria de Arosa, Pontevedra.
- PINEIRO Lago, Pedro Miguel, José Antonio 7-3°, Villagarria de Arosa, Pontevedra.
- PITA Mon, Mercedes, Blanco Porto 6-3°C, Pontevedra.
- RIVERO DE AGUILAR Sobrino, Felipe, Santiago de Chile 7, Santiago de Compostela, La Coruña.
- RODILLA Del Barrio, Manuel, Urbanización el Pinar, El Carballo, Oleiros, La Coruña.
- SALA, Carlos, Jardín de Sala, Marques de Ahumada 13, Madrid 28.
- SALES-COVELO Garcia, Francisco de, Avda de Samil 74, Vigo, Pontevedra.
- SOCIEDAD ESPANOLA DE HORTICULTURA, Arrieta 7, Madrid 13.
- SOTA, Maria Teresa de la, Conde de Gondomar 7-6°, Pontevedra.
- URQUIJO Eulate, Blanca, La Blanca Paloma, Somosaguas, Madrid.
- VIURE Ninou, Jaime, Juan Maragall 90, Cardedeu, Barcelona.

SWITZERLAND

CARONI, Mary, 6648 Minusio.
 CONSERVATOIRE ET JARDIN BOTANIQUE, Bibliotheque
 Case Postale 60, CH-1292, Chanbesy, GE.
 SMITHERS, Sir Peter, CH 6911 Vico Morcote
 TRESVHSLIN, Anne Marie, 3008 Berne.
 WADIA, Neville N., Casa Fieolo, 6922 Morcote, Ticino.
 WERNER, Mr Fritshi, Schaffhauserstrasse 331, CH 8050. Zurich.

UNITED KINGDOM

ALDERSON, G. A., Church End House, Brasted, Westerham
 Kent.
 ALFORD, R. A. E., 185 Twyford Road, Eastleigh, Hants. SO54HQ.
 ANDERSON, Mr & Mrs Hazley, Speedwell House, 1 Speedwell
 Rd., Edgbaston, Birmingham B5 7PR.
 ANDERSON, Mrs Marian S., Rainbow Corner, Mattersey Rd,
 Ranskill, Retford, Notts. DN22 8ND.
 ANDERSON, R. D., Pool House, Owletts End, Pinvin, Nr. Per-
 shore, Worcs. WR10 2ES.
 ANDREWS, T. A. J., 4 Greencroft Avenue, Eastcote, Ruislip,
 Middlesex HA4 9JJ.
 * ANGLESEY, The Marquess of, Plas Newydd, Llanfair P.G.,
 Gwynedd LL61 6DZ, N. Wales.
 ANTONY GARDENS CHARITABLE TRUST, c/o Fox and Sons
 Fox House, Whimple St., St. Andrews Cross, Plymouth PL1 2DN.
 ASSINDER, Mrs M. G. T., 29 Deodar Road, Putney, London SW15.
 ATKINSON, Stanley C., 33 Fairfield Avenue, Upminster, Essex
 RM14 3AZ.
 AUCLAND, Dr. Florence H., 53 Oakwood Drive, Bolton, Lancs.
 BL1 5EH.
 AYLIEFF-SANSOM, D. W., 4 The Close, Langrish, Petersfield,
 Hants. GU31 5AS.
 AYLING, H. G., Swiffena, Westhorpe, Nr. Stowmarket, Suffolk
 IP14 4SU.
 BALDWIN, Mrs Dorothy, 22 Woodridge Way, Northwood,
 Middlesex.
 BARCOCK, F. G., Garden House Farm, Drinkstone, Bury St.
 Edmunds, Suffolk IP30 9TN.
 BARRETT, A. S. D., Farindons, Dormansland, Lingfield, Surrey.
 BARRY, Mr & Mrs A. C., Greystone Lodge, Cotlands, Sidmouth,
 Devon EX10 8SP.
 BELFAST CITY COUNCIL PARKS DEPARTMENT, Fernhill
 House, Glencairn Park, Glencairn Road, BT13 3PT.
 BELL, J. K., 26 Knutsford Road, Grappenhall, Warrington,
 Cheshire WA4 2LF.
 BENNETT, Russell, Editor, Flora, Stanley Gibbons Magazines
 Ltd, 399 Strand, London WC2R 0LX.
 BICTON COLLEGE OF AGRICULTURE, East Budleigh, East
 Devon EX9 7ZY.
 BIRD, Mr & Mrs T. R. P., Quarndon Hall, Quarndon, Derbyshire.
 BITTERLING, Mrs M., White Cottage, 11 Nottingham Rd, Rad-
 cliffe-on-Trent, Nottingham NG12 2BW.
 BLAND, Gordon E., Bristol Zoological Gardens, Clifton, Bristol
 BS8 3HA.
 BLEANEY, Mr & Mrs Paul, The Old Town House, Lingfield,
 Surrey RH7 6AH.
 BONAVIA, Mr & Mrs Paul, 31 Goshaw Gardens, Hayes
 Middlesex.
 BOND, J. D., Verderers, Wick Road, Englefield Green, Egham,
 Surrey.
 BOOTS, F. H., White House, Boyle Farm, Thames Ditton, Surrey
 KT7 0TP.
 BORLASE, M. P., Lime Cottage, Lanhydrock Gardens, Bodmin,
 Cornwall PL30 5AD.
 BOWSKILL, Mr & Mrs H. C., 193 Ashburnham Road, Hastings,
 E. Sussex TN35 5LL.
 BRICE, Mr & Mrs E. J., 50 Tadfield Road, Romsey, Hampshire
 SO5 8AJ.
 BROOKES, John, Clock House, Denmans, Fontwell, Nr. Arundel,
 W. Sussex BN18 0SH.
 BROWN, Mrs Margaret, North Newton Nursery, North Newton,
 Bridgwater, Somerset TA7 0BL.
 BUCHANAN, Mrs V. M., 100 Collinswood Drive, St. Leo ards
 on Sea, E. Sussex TN38 0NX.
 BUDD, C. E., 39 Upper High St., Worthing, Sussex.
 BUDGE, Mr & Mrs Ralph, Dale House, Meadowsides, Ashford,
 Barnstaple, Devon EX31 4BS.
 BUFTON, K. T., Boehm of Malvern England Ltd, The Studio,
 Tan House Lane, Malvern, Worcs. WR14 1LG.
 * BUTE, The Marquess of, Mount Stewart, Rothesay, Isle of Buter
 Strathclyde, Scotland.
 BYFORD, Mrs L. M., Avalon, 71A High Road, Hockley, Essex
 CAMPBELL-PRESTON, Colin, 17 Balfern St. London SW11.
 CARLYON, Miss Gillian, Tregrehan Camellia Nurseries, Tre-
 grehan, Par, Cornwall.
 CATLIN, Dr. & Mrs C. H., The Beeches, Standon, Nr. Stafford
 ST21 6RB.
 CAUTHERY, Mrs H. W., Eastcote, Petworth Road, Haslemere,
 Surrey GU27 2HX.
 CAWLEY, Lord, Bircher Hall, Leominster, Herefordshire
 HR6 0AX.
 CHAPMAN, Mrs O. M., Cardwen Farm, Pelynt, Looe, Cornwall
 PL31 2LU.
 CHAPPEL, P. G. G., Spinners, Boldre, Lymington, Hants.
 SO4 8OE.
 CHRISTIE, Mrs B. M., Old Orchard, 34 Little Common Road,
 Bexhill-on-Sea, E. Sussex TN39 4JD.
 CLAPP, Mr & Mrs K. H. R., Colebrook House, 51 Newnham Road,
 Plympton, Devon PL7 4AW.
 CLARK, Mrs A. M., 11 Richborough Close, Hastings; E. Sussex
 TN34 2PB.
 CLARKE, Mr & Mrs I. M., 29 Lakewood Road, Chandlers Ford,
 Hants. SO5 1EU.
 CLULOW, David, Tilgates, Little Common Lane, Bletchingley,
 Surrey.
 COLLINS, Mr & Mrs Clive D., 18 Monksway, West Kirby, Wirral,
 Merseyside.
 COLLINS, G. E., 1 Barge Walk Cottage, Hampton Wick, Kingston-
 on-Thames, Surrey KT1 4AA.
 COMMONWEALTH BUREAU OF HORTICULTURE AND
 PLANTATION CROPS, East Mailing Research Station, East
 Mailing, Nr. Maidstone, Kent ME19 6BJ (The Director).
 COPELAND, Mr & Mrs Spencer, Trellissick, Feock, Truro,
 Cornwall TR3 6OL.
 CORNELIUS, D. B., 28 Ravenhill Rd, Forestfach, Swansea
 SA5 5AW.
 COWDRAY, Lady Anne, Broadleas, Devizes, Wilts. Sn10 5JQ.
 COX, Miss E. L., 306 Birmingham Rd, Walsall, West Midlands
 WS5 3NE.
 CRANE, Mrs J. A., 8 Hurlstone Park, Porlock, Minehead, Somers-
 et TA24 8JB.
 CRIBBINS, Mrs G. I., Hedgerows, Ham Court, Weybridge,
 Surrey KT13 8YA.
 CULVERWELL, Mr & Mrs Bernard, Beatlands, Middlecombe,
 Minehead, Somerset TA24 8SW.
 DANIEL, R. W., 7 Glebe Court, Highfield, Southampton, Hants.
 SO2 1RH.
 DAVEY, Michael, Golden Acre, 3 Trevanion Hill, Trewoon, St.
 Austell, Cornwall.
 * DAVIDSON, Mr & Mrs H. K., Woodhead, Hunter's Holme, Long-
 town, Cumbria CA6 5TS.
 DAVIES, Mr & Mrs David J., Trentham, Mead Rd, Chislehurst,
 Kent BR7 6AD.
 DEROTHSCHILD, Edmund L., Inchmery House, Exbury, South-
 ampton SO4 1AE.
 DEAN, Dr C. J., The Red House, 253 Lower Road, Great Book-
 ham, Surrey.
 DEVEREUX, Mr & Mrs G. L., 3 The Heath, Chaldon, Caterham,
 Surrey CR3 5DJ.
 DEVONSHIRE, The Duke of, Chatsworth, Bakewell, Derbyshire.
 DIBB, Mr & Mrs Cecil B., 8 Helston Drive, Horndean Rd, Emsworth,
 Hants. PO10 7TP.
 DODSWORTH, Bryan L. C., The Old Rectory, East Bridgford,
 Nottingham.
 DOMAR, Mrs U. M., "Zagroda", Stormsdown, Bickington,
 Newton Abbot, Devon TQ12 6LQ.
 DONOVAN, Mrs E. C., 9 Woodfall Avenue, Barnet, Herts.
 EN5 2EZ.
 DUNCAN, G. T., New Place Farm, Broomershill Lane, Pulborough,
 W. Sussex RH20 2HZ.
 EDGAR, Mr & Mrs L. A., Wedderlie House, 80 St. Helen's Avenue,
 Hastings, E. Sussex.
 EDMONDS, A. C., 35 Park Drive, Upminster, Essex RM14 3AL.
 EDWARDS, Dr A. J. B., 12 Ellerslie Road, Barnstaple, Devon
 EX31 2HT.
 EDYVEAN-WALKER, D., Spiccott, Chittlehamholt, Umber-
 leigh, Devon EX37 9PB.
 ELLIS, R. H., 'Camellias', Doomsday Garden, Horsham, W.
 Sussex RH13 6LB.
 EUNSON, Mrs P., Pindari, Quickley Rise, Chorleywood, Herts.
 WD3 5PE.
 EUSEBIO, J. J. E., Tesin, 66 Greenways, Hinchley Wood, Esher,
 Surrey KT10 0QJ.
 EVANS, Mrs Linda, 60 Gower St, Pleck, Walsall, West Midlands
 WS2 9AT.
 FALMOUTH, Lady, Tregothnan, Truro, Cornwall.
 FARNES, Mr & Mrs D. N., Corton Lodge, 7 Burntwood Avenue,
 Emerson Park, Hornchurch, Essex RM11 3JD.
 FARNFIELD, Mrs Jean, Flat 2, Lismore, 4 Hollington Park Road,
 St. Leonards-on-Sea, Sussex.
 FAVELL, Cdr. and Mrs R. M., Penberth, St. Buryan, Penzance,
 Cornwall.
 FRAMPTON, Mr & Mrs Keith, 21 Chaucer St, Kingsley Park,
 Northampton NN2 7HW.
 FREEMAN, Mrs D. M., The Lea Rig, Looe, Cornwall PL13 2LU.
 FRIESE-GREEN, A. W., 50 Belsize Park Gardens, London NW3.
 GALLAGHER, John, Oldfield, Verwood, Dorset.
 GALSWORTHY, Mr & Mrs A. M. J., Trewithen, Grampound,
 Truro, Cornwall TR2 4DD.
 GLANVILLE, Lt. Col. & Mrs R. C., Catchfrench, Bridge Hill,
 Belper, Derbyshire DE5 2BY.
 GLASS, Mrs T. N. N., Evensong, 8 Nun's Walk, Virginia
 Water, Surrey GU25 4RT.
 GLENDICK GARDENS, Glendoick, Perth, Tayside PH2 7NS.
 Scotland.
 GRAHAM, T. R., 4 Orde Close, Pound Hill, Crawley, W. Sussex
 RH10 3NG.
 GRAHAM-WIGAN, Mrs Alastair, Green Lane, 6 Littleworth
 Road, Esher, Surrey KT10 9PD.
 GRAVETYE MANOR AND COUNTRY CLUB, East Grinstead,
 W. Sussex RH19 4LJ.
 GRIMSHAW, Rennie, 24 Dent St., Colne, Lancashire BB8 8JG.
 GULLIVER, R. E., 43 Park Farm, Bourton-on-the-Water, Chelt-
 enham, Glos. GL54 2HF.
 HALL, Andrew H., 40 Cloonmore Avenue, Orpington, Kent.
 HAMLYN, Dr. E. G., Manor Farm, East Horrington, Wells,
 Somerset BA5 3DP.
 HANDS, Mrs Elizabeth, Ballards' Wood, The Straight Mile, Amp-

- field, Romsey, Hants. SO5 9BA.
- HARDING**, Mrs Patricia, 10 Melrose Place, Watford, Herts. WD1 3LN.
- HARRISON**, John A., Camellia House, Parklands, Southport, Lancs. PR9 7HX.
- HARVEY**, Mrs H., 32 Crescent Court, Surbiton, Surrey.
- HATTON**, Dr. M. A., 7 Acacia Grove, West Dulwich, London SE21 8ER.
- HAW**, Stephen G., 9 Aamey's Lane, Wimborne, Dorset BH228A Y.
- HAWORTH-BLOTH**, Michael, Farall Nurseries, Roundhurst, Fernhurs, Haslemere, Surrey GU27 3BN.
- HEAL**, The Revd. Canon H. F., The Old Malt Barn, Sherborne St. Bourton-on-the-Water, Cheltenham, Glos. GL54 2BY.
- HEAP**, Mr & Mrs Anthony, 56 Pennine Way, Briarfield, Lancs. BB9 5JT.
- HEWISON**, Rev. Bill, 20 Lower Road, Orpington, Kent BR6 0SQ.
- HILLIARD**, J. E., 99 Gales' Drive, Three Bridges, Crawley, Sussex.
- HILLIER**, J. G., Hillier Nurseries Ltd, Ampfield House, Ampfield, Romsey, Hants. SO5 9PA.
- HILLYER**, Mr & Mrs John, The Mill Field, Churton Road, Farndon, Cheshire.
- HINTON**, W. Patrick, The Mill House, Crathorne, Yarm, Cleveland TS15 0BD.
- HOLMAN**, Nigel, Chyverton, Zelah, Truro, Cornwall TR4 9HD.
- HOOD**, Richard S., The Grange, High St., Old Bursledon, Southampton SO3 8DL.
- HOPKINS**, Mr & Mrs D. H., School House, Edensor, Bakewell, Derbyshire DE4 1PH.
- HORSLEY**, G. A., 59 The Ridgway, Northaw, Potters Bar, Herts. EN6 4BD.
- HYDE**, Mrs E. de J., Woodlands Nursery Gardens, Carrol Avenue, Ferndown, Dorset BH22 8BP.
- JARVIS**, J. C., 48 Great North Road, Highgate, London N6.
- JOHNSON**, Norman, 12 Mulgrave Road, Roe Green, Worsley, Manchester M28 4RW.
- JOHNSTONE**, Miss E. A., Creed Barn, Grampound, Truro, Cornwall TR2 4SL.
- JONES**, C. E., 23 Hinderton Drive, West Kirby, Wirral, Merseyside L48 8EN.
- KINKEAD**, Mrs O. M. A., Isabell Hair Stylist, High St, Chew Magna, Avon.
- KITCHENER**, H. M., 2 High Piece Crescent, Over, Cambridgeshire.
- KITSON**, Mrs E., West Wing, Antony House, Torpoint, Cornwall PL11 2QA.
- KNAP HILL NURSERY LTD**, Barr's Lane, Knaphill, Woking, Surrey GU21 2JW.
- KNIGHT**, F. P., 3 Newlands, Elmsett, Ipswich IP7 6NZ.
- LANGFORD**, Mrs E., 19 Ferndown Avenue, Sedgley, Dudley, West Midlands DY3 3LG.
- LANE**, Mr & Mrs A. E. F., 4 Foxhill Crescent, Leeds, W. Yorkshire LS16 5PD.
- LAVERICK**, Dr. John V., 1A Deepdene, Potters' Bar, Herts. EN6 3DF.
- LEDWARD**, K. H., Grosvenor Estate, Eccleston, Chester.
- LISTER**, Dr. & Mrs H. K. N., Chapel Knap, Porlock Weir, Somerset TA24 8PA.
- LOCK**, Surgeon Capt. & Mrs J. A. N., Highwell, Churchstow, Kingsbridge, S. Devon TQ7 3QP.
- LODER**, Bt. Sir Giles, Ockenden House, Cuckfield, Haywards' Heath, Sussex RH17 5LD.
- LORD**, R. D., Penrallt Fynon, Cwm-con, Newcastle Emlyn, Dyfed SA38 9PR.
- MACK**, Mrs P. D., 'Little Bridley', Berry Lane, Worplesdon, Guildford, Surrey GU3 3QF.
- MACKENZIE**, Mrs Elizabeth, Hill Cottage, Fressingfield, Eve. Suffolk IP21 5SA.
- MACLAREN**, David K., Ard-Daraich, Ardgor, by Fort William PH33 7AB, Scotland.
- MACLEARY**, D. W., Bunyan's Cottage, Wain Wood, Preston, Nr. H tchin, Herts. SG4 7RS.
- MAGOR**, Major E. W. M., Lamellen, St. Tudy, Bodmin, Cornwall PL30 3NR.
- MANNING**, S. C., 20 Uplands Road, Bournemouth BH8 9SS.
- MANSEL**, Mr & Mrs Desmond, Meadow Cottage Nursery, Chelwood Gate, Hayward's Heath, Sussex RH17 7LE.
- MARSH**, Miss M., 26 Dulwich Wood Avenue, London SE19.
- MASON**, Mr & Mrs A. J., 13 Keats Close, South Worston, Winchester, Hants.
- MASSEY**, A. W., 222 Hempstead Road, Watford, Herts. WD1 3LL.
- MASSEY**, John S. W., Ashwood Nurseries, Greenstorge, Kings-windford, Brierley Hill, West Midlands DY6 0AE.
- MATHEWS**, Dr. E. T., 54 Selly Wick Road, Selly Park, Birmingham B29 7JB.
- MATTHEWS**, John, 32 Grange Avenue, Ballymena, Co. Antrim, N. Ireland.
- MAULE**, Bernard, 9 Bankside, Shrub Lane, Burwash, Etchingham, E. Sussex.
- MAYERS**, Dan E., Loth Lorian Arboretum, Wadhurst, Sussex TN5 6PN.
- McDONALD-BUCHANAN**, Lady, Cottesbrooke Hall, Northampton.
- McILROY**, Dr. & Mrs W. H. H., Amberley, Cotton's Lane, Ashton-under-Hill, Worcs. WR11 6SS.
- McILVEEN**, Dr & Mrs D. J. S., Sunday's Hill, Whitfield Road, Dodford, Bromsgrove, Worcs. B61 9BG.
- McLAUCHLAN**, J., Brook House, Ingramgate, Thirsk, N. Yorkshire YO7 1DD.
- McMILLAN-BROWSE**, P. D. A., 138 Burton Road, Melton Mowbray, Leics. LE13 1DL.
- MEAD**, Mr & Mrs J. E., 20 Hassocks Road, Hurstpierpoint, W. Sussex BN6 9QW.
- MELLENTIN**, Miss Elizabeth, 37A Lewisham Park, London SE13 6OZ.
- MEREDITH JONES**, Nigel, The Croft, Wirral, Merseyside.
- METHVEN**, T., 39 Ottoline Drive, Troon, Ayrshire KA10 7AN, Scotland.
- MILES**, Mrs Margaret, Trewollack, St. Mawes, Truro, Cornwall TR2 5AD.
- MILLER**, Robin P., 7 Ripplevale Grove, London N1 1HS.
- MILLER**, Mrs W. E. P., Gallean House, Little Bealings, Nr. Woodbridge, Suffolk IP13 6LX.
- MILNE-WATSON**, Lady, Oakfield, Mortimer, Nr. Reading, Berks. RG7 3AP.
- MOBERLEY**, Miss E. M., Fairlea, Bideford, N. Devon.
- MORGAN**, Miss Brenda, Westbrook, 30 St. James Gardens, Swansea SA1 6DT.
- MOUNT EDGCUMBE JOINT COMMITTEE**, City Engineers' Department, 8th Floor, Civic Centre, Royal Parade, Plymouth.
- MOURANT**, R. G., 11 Dean Court, Hedge End, Southampton SO3 4EG.
- MYATT**, The Rev'd Philip B., Walcot Rectory, 6 Rivers St, Bath BA1 2PZ.
- NAISH**, Dr. & Mrs J. M., Algars Manor, Iron Acton, Bristol BS17 1TB.
- NATRASS**, T. J., Tumbling Acre, Warkworth, Nr. Banbury, Oxon. OX17 2AG.
- NEALE**, Mr & Mrs J. K., Trevorick, Carclew, Perranarworthal, Truro, Cornwall TR3 7PB.
- NEWMAN**, Mrs J. F., The Manor House, Salthouse, Holt, Norfolk NR25 7XG.
- NOBLE**, D. I., 7 Breezhill Rd, Neston, South Wirral, Merseyside L64 9TL.
- NORRIS**, Mrs R., Woodley, Woodgreen, Fordingbridge, Hants. SP6 2AZ.
- PADDOCK**, G. H., Hartwell Hall, Hartwell Lane, Stone, N. Staffs. ST15 8TL.
- PARIS**, P. G., Boskenna Nurseries, St. Buryan, Penzance, Cornwall TR19 6DQ.
- PARKER**, Major & Mrs Anthony, Delamore, Cornwood, Ivy-bridge, S. Devon PL21 9QT.
- PARSONS**, Mr & Mrs Alan, 41 Beaumont Road, St. Jude's, Plymouth, Devon PL4 9BJ.
- PERKINS**, Mrs M., Barton House, East Anstey, Nr. Tiverton, Devon.
- PERRING**, Miss C. E., Watermill House, Watermill Lane, Pett, E. Sussex TN35 4HY.
- PICTON**, P. W., Asterville, Brockhill Rd, Colwall, Malvern, Worcs.
- POLE-CAREW**, Miss M. F., 17 Abbey Mews, Amesbury, Wiltshire.
- POTTER**, Mrs A. H., King's Copse, Pinewood Rd, Wentworth, Surrey GU25 4PZ.
- POWELL**, Charles, Dene House, Burwash, E. Sussex.
- PRATT**, M. C., The Hazels, Lower St, Fittleworth, Pulborough, W. Sussex RH20 1EN.
- PRESTON**, Mr & Mrs C., 'Gormanston', Snatts Rd, Uckfield, Sussex TN22 2AP.
- PRIDEAUX**, Mr & Mrs Michael, Selehurst, Lower Beeding, Nr. Horsham, W. Sussex RH13 6PR.
- PURVES**, Ian H., 11 Burnham Rd, Great Barr, Birmingham B44 8HU.
- PYLE**, Mrs Jean, 34 Boxworth End, Swavesey, Cambridge CB4 5RA.
- QUEST-RITSON**, Charles A., Corsley Mill, Corsley, Warminster, Wilts. BA12 7QA.
- REEVES**, Mr & Mrs A. D., 29 Chestnut Close, Burgess Hill, Sussex RH15 8HN.
- REYNOLDS**, P. A., Woodland Grove, Bovey Tracey, Nr. Newton Abbot, Devon TQ13 9LG.
- REYNOLDS**, Major & Mrs R. A. W., Woodland Grove, Bovey Tracey, Nr. Newton Abbot, Devon TQ13 9LG.
- ROBERTSON**, B. A., 57 Traquair Park West, Edinburgh EH12 7AN, Scotland.
- ROBINSON**, Mrs J. R. M., Mill Hill Lodge, Barnes Common, London SW13 0HS.
- ROBINSON**, Major & Mrs R. C., Spring Hill, Boldre, Lymington, Hants. SO4 8NG.
- ROBOROUGH**, Lord and Lady, Bickham Barton, Roborough, Plymouth, S. Devon.
- ROGERS**, Mr & Mrs Norman, 55 Woodstock Crescent, Edmonton, London N9 7NE.
- ROYAL BOTANIC GARDEN (The Library)**, Edinburgh EH3 5LR, Scotland.
- ROYAL BOTANIC GARDENS (The Librarian)**, Kew, Richmond, Surrey TW9 3AB.
- ROYAL HORTICULTURAL SOCIETY (The Library)**, Vincent Square, Westminster, London SW1P 2PE.
- SAVAGE**, B. F., Culver Keys, Broadmore Green, Rushwick, Worcester WR2 5TE.
- SCOBIE**, J. E. G., Higher Trembath House, Buryas Bridge, Penzance, Cornwall.
- SCOTT**, Mr & Mrs J. T., White Lea, Short Lane, off Laundry Lane, Goosnargh, Preston, Lancs.
- SCOTT**, Miss Margaret A., Efford Experimental Horticulture Station, Lymington, Hants. SO4 0LZ.
- SCOTT-MONCRIEFF**, Mrs Elizabeth, Buff, Wardour, Tisbury, Salisbury, Wilts.
- SHAW**, Mr & Mrs F. H., Horseshoe Cottage, 13 Grange Rd, Hastings, E. Sussex TN34 2RL.

- SLOCOCK, J. A., Charles Hill Nursery, Tilford, Farnham, Surrey.
 SMART, Dr J. A., Marwood Hill, Barnstaple, N. Devon EX31 4EB.
 SMITH, Miss D. M., Solway, Peoples Park Road, Crediton, Devon EX17 2DA.
 SMITH, Mrs H. C., 15 Harty Avenue, Wigmore, Gillingham, Kent.
 SNELLGROVE, Michael, Trewidden Gardens, Trewidden, Penzance, Cornwall.
 SOLLEY, Mr & Mrs R., 'Tarn', Oxhey Drive, Northwood, Middlesex.
 SOUTH, Miss E., 9 Eustace Road, East Ham, London E6 3NE.
 SPARROW, BA, Miss S. J., 3 Waltace, Yealton, Plymouth, Devon PL8 2LY.
 SPEED, Mr & Mrs G. R., High Trees, Oldhill Wood, Studham, Beds. LU6 2NF.
 STEEL, Mrs M. H., Grazeley, South Elkington, Louth, Lincs. LN11 0SA.
 STEVENS, W. H., 'Wilmina', Moor Lane, Cleadon, Sunderland, Tyne and Wear SR6 7TT.
 STOKES, Bertram, G., Home Mead, Glanvilles Wootton, Sherborne, Dorset D79 5OF.
 STONEHURST NURSERIES, Ardingley, Sussex RH17 6TN.
 * STRATHCONA AND MOUNT ROYAL, The Lord, Kiloran, Colonsay, Strathclyde, Scotland.
 THOMPSON, R. S., 77 Longdale Lane, Ravenshead, Notts. NG15 9AG.
 TIMPSON, Mr & Mrs N. J., Hewton Trees & Shrubs, Bere Alston, Yelverton, Devon PL20 7BW.
 TOOBY, Mr & Mrs H. J., Acorns, Chapel Lane, Bransford, Worcester WR6 6JG.
 TREHANE, Mr & Mrs David, Trehane, Probus, Truro, Cornwall TR2 4JG.
 TREHANE, James & Sons Ltd, The Camellia Nursery, Stapehill Road, Hampreston, Nr. Wimborne, Dorset BH21 7NE.
 TRESSEDER, Neil G., Anchorage, 28 North Parade, Falmouthm Cornwall TR11 2TD.
 TUNNICLIFFE, Mrs Marjorie S., 21 Dingle Rd, Pedmore, Stourbridge, Worcs. DY9 0RS.
 TURNER, Miss D. R., 4 Cresthill Avenue, Grays, Essex RM175UJ.
 TUSTAIN, Mrs L., The Cottage, Burley Bushes, Burleigh Rd, Ascot, Berks.
 * URLWIN-SMITH, P. J., Magnolia Cottage, Earleydene, Sunninghill, Ascot, Berks, SI5 9JY.
 VERNIQUET, Mrs M., Yetsonais Farm, East Allington, Nr. Totnes, S. Devon.
 VYVYAN, Richard, South Meadow, Woodbury, Exeter, Devon.
 WAKEFORD, R. P., The Mount, 14 Cottenham Park Rd, Wimbledon, London SW20 0RZ.
 WAKE-WALKER, Capt. C. B. H. and Lady Anne, East Bergholt Lodge, Colchester, Suffolk CO7 6QU.
 WARD, Mrs E. M., Sea Winds, Pett, Nr. Hastings, E. Sussex TN35 4HE.
 WARD, T. B., Crossways, Hitchin Rd, Letchworth, Herts. SG6 3LL.
 WARNER, Christopher, 15 Princes St, Harrogate, North Yorkshire HG1 1NG.
 WATERHOUSE, D. P., Riverside, Bathpool, Launceston, Cornwall.
 WATERLOW, Mrs A., 16 Paulton's Square, Chelsea, London SW3 5AP.
 WATSON, Stephen, 3 Tremorvah Barton, Truro, Cornwall.
 WELCH, Mr & Mrs H. J., Wildwood, Harcombe, Lyme Regis, Dorset.
 * WELD, Col. J. W., Lulworth Manor, Wareham, Dorset.
 WHITE, J. H. S., Wellesley Court, Maids Vale, London W9 1RG.
 WHITLOCK, Mr Michael and Dr. Jane, 16A The Grove, West Wickham, Kent BR4 5JS.
 WILLAN, R. G. M., Old Hill, Lurgashall, Petworth, W. Sussex GU28 9HB.
 WILLIAMS, D. D., Robbers Hall, Croysde, Nr. Braunton, N. Devon.
 * WILLIAMS, F. Julian, Caerhays Castle, Gorrán, St. Austell, Cornwall.
 WILLIAMS, Gerald, Crockham House, Westerham, Kent TN16 1PR.
 WILLIAMS, Mrs V. F., 16 Maldon Close, London SE5 8DD.
 WOODWARD, L. C., 3 Brockley Rd, Laira, Plymouth, Devon.
 WOOLEY, Dr. Alan W., South Mill, Dulcote, Wells, Somerset BA5 3NU.
 WRIGHT, Brian E., Picket Post, Rannoch Road West, Crowborough, Sussex TN6 1RF.
 WYNDHAM, Mrs J. C., 142 Park Avenue, Enfield, Middlesex.
 * YATES, Geoffrey, Dub How Farm, Near Sawrey, Ambleside, Cumbria LA22 0LE.
 * YATES, Mrs G., Dub How Farm, Near Sawrey, Ambleside, Cumbria LA22 0LE.
- U.S.A.**
 ABENDROTH, Mr & Mrs G. F., 1500 Beck Bldg., Shreveport, La. 71107
 ACKERMAN, Dr & Mrs William L., 18621 Minkhollow Rd., Ashron, Md. 20702
 ALFTER, Mr & Mrs T. M., 2501 Drake St., Bakersfield, Ca. 93001
 ALLEN, Jr., Mr & Mrs Carl M., 1812 S. Liveoak Parkway, Wilmington, N.C. 28403
 AMASON, Carl R., P.O.Box 164, Callon, Ark. 71724
 AMERICAN CAMELLIA SOCIETY ENDOWMENT FUND, Box 1217, Fort Valley, Ga. 31030
 ARCURI, Philip, 60-73 Gates Ave., Ridgewood, N.Y. 11385
 ARNOLD ARBORETUM, The Arborway, Jamaica Plain, Mass. 02130
 ASHUCKIAN, Mr & Mrs Haig, 3530 Hamlin Rd., Lafayette, Ga. 94549
 ARMSTRONG, J. J., 107 N. Central, Belmont, N.C. 28012
 BARNES, Dr & Mrs Asa, 165 Marsh View Dr., Fernandina Beach, Fla. 32034
 BARTHOLOMEW, Dr Bruce, 2154 9th Ave., San Francisco, Ca. 94116
 BAYLESS, Jr., J. Lyle, P.O.284, New Iberia, La. 70560
 BAUER, Gen. Harold R., 520 Mattison Ave., Sumter, S.C. 29150
 BEATTY, Jr., Dr Earl, 703 Forrest Dr., Fort Valley, Ga. 31030
 BECKER, II, F. F., 717 S. Church St., Brookhaven, Miss. 39601
 * BELL, Mrs Milton R., 12 Oak Court, Walnut Creek, Ca. 94596
 BERRIDGE, Dr & Mrs H. L., 330 Hollywood Blvd., S. E., Fort Walton Beach, Fla. 32548
 BERRY, Capt. & Mrs Benjamin, 471 Country Club Lane, Coronada, Ca. 92118
 BISSELL, Mrs Alfred, Box 4180, Greenville, Del. 19807
 BLANCHARD, J. K., P.O.Box 132, Wallace, N.C. 28466
 BOARD, Lorraine & Elizabeth, 1555 Bel Aire Dr., Glendale, Ca. 91201
 BRACCI, Sergio, 5567 N. Burton Ave., San Gabroel, Ca. 91776
 BRADLEY, III, Lee C., 201 Somerset St., Belmont, Mass. 02178
 BRAUCHT, Mr & Mrs Jack H., 101 Donald Dr., Warner Robins, Ga. 31093
 BROWN, Mr & Mrs Milton H., Box 1111, Fort Valley, Ga. 31030
 BRUNO, Nick J., P.O.Box 954, Independence, La. 70443
 BUTLER, Barbara Ogilvie, 1016 Sycamore Ave., Modesto, Ca. 95350
 CAMELLIA SOCIETY OF SACRAMENTO, 577 34th St., Sacramento, Ca. 95816
 CAMPBELL, Steven R., 1004 Spenlow Rd., Santa Rosa, Ca. 95401
 CARROLL, Dr & Mrs Emil, 4 Briarwood, Conroe, Texas 77301
 CAWTHON, Jr., Leslie P., 2405 Howell Mill Rd., N.W., Atlanta, Ga. 30318
 CHADDERTON, Bob, 5680 Twisting Trails, Garden Valley, Ca. 95633
 COMBER, John R., 105 Shasta Rd., Perisacola, Fla. 32507
 COOPER, Gary & Stella S., 503 Hobart Rd., Paramus, N.J. 07652
 CRAIG, Mr & Mrs Murray, 311 Columbus Circle, Longwood, Fla. 32750
 CUNNINGHAM, Jr., George M., 830 Laverstock Way, Sacramento, Ca. 95825
 DAHLEN, Mr & Mrs Paul A., 703 Laurel Dr., Aiken, S.C. 29801
 DAVIS, Mr & Mrs Gregory, 7815 Burgoyne, Houston, Texas 77063
 DIXON, Johnny L., Rt. 1, Box 807, Blackshear, Ga. 31516
 DODSON, Dr J. Eugene, 656 Austin Way, Sonoma, Ca. 95476
 DOIRON, Mr & Mrs Francis J., 14619 Highland Rd., Baton Rouge, La. 70810
 DONNAN, William A., 700 S. Lake #120, Pasadena, Ca. 91106
 DOVE, Jr., James A., 839 Londontown Ln., Edgewater, Md. 21037
 DUPREE, Mrs Julian V., 1200 Gornro Rd., Valdosta, Ga. 31601
 EDMONDSON, Mrs Francis L., 2640 Mabry Rd., N. E., Atlanta, Ga. 30319
 EDWARDS, M. S., 5603 Darlow Ave., Jacksonville, Fla. 32211
 ELLIS, Jay W., P.O.Box 888, Keystone Heights, Fla. 32656
 EVANS, Thomas C., 701 Winged Foot Dr., Aiken, S. C. 29801
 EYSTER, Flora C., Camellia Corps. of America, 8 Walnut St., Boston, Mass. 02108
 FAUSTMAN, Mr & Mrs D. Jackson, 1243 Marion Way, Sacramento, Ca. 95818
 FEATHERS, David L., 1 Camellia Lane, Lafayette, Ca. 94549
 * FENDIG, Mr Albert, 201 Butler Ave., St. Simons Island, Ga. 31522
 * FENDIG, Mrs Albert, 201 Butler Ave., St. Simons Island, Ga. 31522
 FETTERMAN, Mr & Mrs Lewis M., P.O.Box 306, Clinton, N.C. 28328
 FETTERMAN, Jr., Mr & Mrs Lewis M., 205 Eastover Ave., Clinton, N.C. 28328
 FETTERMAN, Mabel M., P.O.Box 306, Clinton, N.C. 28328
 FLETCHER, Kathleen G., 1102 North Vienna St., Ruston, La. 71270
 GAJENNE, Jr., Charles S., 2109 Perkins Rd., Baton Rouge, La. 70808
 GEISER, Mr & Mrs John, P.O.Box 58, Slidell, La. 70459
 GENTRY, Mr & Mrs Ray, P.O.Box 6626, Jackson, Miss. 39212-0626
 GERLACH, Charles J., 3721 Cedarbend Dr., la Crescenta, Ca. 91214
 GREENBERG, Mr & Mrs Jack, 11723 Hill Haven Dr., Dallas, Texas 75230
 GOERTZ, W. F., 1835 Carlisle Dr., San Marino, Ca. 91108
 GONOS, Arthur A., 5643 N. College, Fresno, Ca. 93704
 GOTHARD, Clair S., 3919 Riley, Houston, Texas 77005
 * GRAHAM, Mrs James S., 2736 College St., Jacksonville, Fla. 32205
 GRANT, James D., & June A., 3282 Coffey Lane, Santa Rosa, C. 95401
 GRODEN, Mr & Mrs John F., 53 Potter Pond, Lexington, Ma. 02173
 GROSSO, Pete, 1424 Encine Ave., Modesto, Ca. 95354
 HALBERT, Mr & Mrs Sherrill, 4052 U. S. Courthouse, 650 Capital Mall, Sacramento, Ca. 95814
 HALL, Mr & Mrs Douglas Deane, 22 Primrose St., Chevy Chase, Md. 20815
 HALL, Mr & Mrs Houghton S., 66 Fawn Dr., San Anselmo, Ca. 94960
 HALL, James H., Jones & Hall Nursery, 8204 Beach Blvd., Jacksonville, Fla. 32216

HALLSOME, Kenneth C., 926 Victoria Court, Lafayette, Ca. 96502
HANDEL, Mr. & Mrs. R. M., P.O. Box 31339, Charleston, S. C. 29405
HANNA, Dr. & Mrs. Henry E., 1515 N. Jefferson Ave., El Dorado, Ark. 71728
HARKEY, Mr. & Mrs. Paul, P.O. Box 222-122, Dallas, Texas 75222
HARKSEN, Walter, 3016 N. Mountain Ave., Claremont, Ca. 91711
HARRISON, Mr & Mrs Woodford F., 910 Oxford St., Berkeley, Ca. 94707
HEITMAN, Dr & Mrs Fred E., 1035 Lorinda Lane, Lafayette, Ca. 94549
HENKEL, Mr & Mrs James A., 3832 Pine Rd., Portsmouth, Va. 23703
HENRY, E. Huntington Library & Art Gallery, 1151 Oxford Rd., San Marino, Ca. 91108
HICKS, Col. R. D., P.O. Box 1173, Ozark, Ala. 36361
HILL, Mrs Julian W., 1106 Greenhill Ave., Wilmington, Del. 19805
HODGSON, Mrs R. E., 1166 Oxford Rd., N. E., Atlanta, Ga. 30306
HOMEYER, Jr., W. F., 1654 Twin Pines Dr., Macon, Ga. 31211
HOTCHKISS, Betty, Rt. 3, Box 1217, Fort Valley, Ga. 31030
HOUSER, Dr. Frank M., 1487 Waverland Dr., Macon, Ga. 31211
HUGHES, Mr & Mrs Thomas e., 4628 El Camino Corto, La Canada, Ca. 91011
INGRAM, Mr & Mrs Wm. J., 4970 Penn. Ave., S. E., Salem, Oregon 97301
JAACKS, Robert J., 5554 N. Burton Ave., San Gabriel, Ca. 91776
JERNIGAN, Marvin & Eva Ruth, 231 Ravenwood Way, Warner Robins, Ga. 31093
JOHNSON, Mr & Mrs Alfus O., 5707 Jackson, Houston, Texas 77096
JOHNSON, Dr Alvin E., 6348 Pratt Dr., New Orleans, La. 70122
JOHNSON, Mrs William B., 1715 N. Farris Ave., Fresno, Ca. 93704
JONES, Mr & Mrs J. M., Rt. 6, Box 279, Savannah, Ga. 31410
KARPICK, Catherine E., 22 Fawn Lane, P.O. Box 282, Palm Coast, Fla. 32037
KEMP, Sr., Mr & Mrs William P., 1518 E. Mulberry St., Goldsboro, N. C. 27530
KENDIG, Mr & Mrs Harry J., 1014 Chestnut Ridge Dr., Lutherville, Md. 21093
KILLIAN, Mrs Margaret A., 4813 Huron Dr., Perdido Bay Village, Pensacola, Fla. 32507
KINCAID, Mr & Mrs Paul, Box 2417, Gastonia, N. C. 28052
KRZYMOWSKI, Walter, 159 Pinewood Drive, Slidell, La. 70458
LAROSE, William F., 319 Country Club Dr., New Orleans, La. 70124
LEWIS, Mr & Mrs Edward M., 9615 N. E. 14th, Bellevue, Wash. 98004
LIEBERS, Mr & Mrs Ed J., 364 Valley Rd., Fayetteville, N.C. 28305
LONGWOOD GARDENS, INC., Kennett Square, Pa. 19348
LYTLE, Warriner V., 1316 Allen Ave., Glendale, Ca. 91202
McCAHILL, Thomas D., 21, Box 178, Hanover Court House, Va. 23069
McCASKILL, Jack, 25 S. Michillinda Ave., Pasadena, Ca. 91107
McCOY, James H., 3531 Scottywood Dr., Fayetteville, N. C. 28303
McLEMORE, B. S., Rt. 4, Box 44, Hazlehurst, Ms. 39083
McREE, Mr & Mrs B. C., 41 Wingedfoot Dr., Conroe, Texas 77304
MALLORY, Mr & Mrs Curtis T., 7 Bradley Lane, Little Rock, Ark. 72207
MANDARICK, Jack L., 700 Woodland Ave., Menlo Park, Ca. 94025
ALBERT R. MANN LIBRARY, Acauisitions Div., Ithaca, N.Y. 14853
MANN, Mr & Mrs W. F., 2032 Pepper Ridge Dr., Shreveport, La. 71115
MARCY, Lynn R., 5701 N Morgan Lane, Chattanooga, Tenn. 37415
MARCY, III, Mr & Mrs Robert, 1898 Kirkmont Dr., San Jose, Ca. 95124
MASSACHUSETTS HORTICULTURAL SOCIETY, 300 Mass. Ave., Boston, Mass. 02115
MAYFIELD, Douglas F., 1612 Rosemont Dr., Baton Rouge, La. 70808
MAYO, Mr & Mrs Fred B., 334 DeVane St., Fayetteville, N.C. 28305
MAZZEI, Edith, 1486 Yosemite Circle, Concord, Ca. 94521
METCALF, Edwards H., P.O. Box 3975, N. Hollywood, Ca. 91609
MITCHELL, Ivan, Box 442, Rt. 2, Melrose, Fla. 32666
MORRIS, Mrs Glory H., 2241 Welch Ave., Houston, Texas 77019
MOVICH, I. John, 3929 Williams Ave., La Verne, Ca. 91750
MUSE, Mrs Paschal, Box 35, Perry, Ga. 31069
NUCCIO'S NURSERY, P.O. Box H, 3555 Chaney Trail, Altadena, Ca. 91001
OLIVER, W. C., Box 224, Pooler, Ga. 31322
O'MALLEY, Mrs C. F., 65 Robles Dr., Woodside, Ca. 94062
OWENS, Hubert B., P.O. Box 8087, Athens, Ga. 30603
PACE, Mr & Mrs Berkeley M., 638 Pine St., Upland, Ca. 91786
PALMER, Jr., Mr & Mrs Fred A., Riverton Place, P.O. Box 1065, Gonzales, La. 70737
PARKER, Mr & Mrs Alton B., P.O. Box 261, New Berg., Oregon 97132
PARKER, Mrs Esther G., 177 Lake St., Sherborn, Ma. 01770
PARKS, Dr Clifford R., Dept. Botany, Univ. of North Carolina, Chapel Hills, N.C. 27514
PEER, Monique I., 8159 Hollywood Blvd., Los Angeles, Ca. 90069
PERIGAN, Grady, 1380 Winston Ave., San Marino, Ca. 91108
PERKINS, III, Thomas H., P.O. Box 750, Brookhaven, Ms. 39601
PHILLIPS, Dr Charles R., 608 N. Market St., Frederick, Md. 21701
PIERI, Ernest E., 601 E. Elm Ave., San Gabriel, Ca. 91775
PIET, Meyer, 757 Anokia Lane, Arcadia, Ca. 91006
PINHEIRO, Anthony & Mary Jo, 2605 Sunrise Ave., Modesto, Ca. 95350
PITKIN, Caryl W., 2465 Sherwood Rd., San marino, Ca. 91108
PLANTING FIELDS ARBORETUM, P.O. Box 58, Oyster Baym N. Y. 1171
PRATER, Mr & Mrs George H., 1216 Ridgcrest Dr., Morristown, Tenn. 37814
PRYOR, William A., 705 13th Ave., East, P.O. Box 543, Cordale, Ga. 31015
PURSEL, Frank V., 5833 Moraga Ave., Oakland, Ca. 94611
PYRON, Joseph H., P.O. Box 132, Reynolds, Ga. 31076
RAMBATH, Mr & Mrs H. C., 2308 Bridle Path Lane, Sacramento, Ca. 95828
RAMSEY, Dr Howard W., 10417 Newberry Rd., Gainsville, Fla. 32606
RANDALL, James M., 6500 Driftwood St., Sacramento, Ca. 95831
RANKIN, Virginia, 1601 Glenwood, Modesto, Ca. 95350
RAY, Mrs Wilbur V., 5024 E. Laurel Ave., Fresno, Ca. 93727
REAGIN, Mr & Mrs W. N., 3933 Briarglen St., Atlanta, Ga. 30340
REDD, Mr & Mrs Wm. C. (Constance H.), 3705 Forest Run Rd., Birmingham, Ala. 35223
ROBERTSON, Dr & Mrs D. Lyle, 716 2nd St., Gulfport, Ms. 39501
ROGERS, Mr & Mrs Neal, Bellefontaine Nurs., Rt. 3, Box 546, Theodore, Ala. 36582
ROWE, Mr Harold L., 804 N. 1st Ave., Upland, Ca. 91786
RUSSELL, Mrs C. A., 3753 Chevy Chase Dr., Houston, Texas 77019
SCHLISSEL, Max, 346 W. Maryland Ave., Phoenix, Arizona, 85013
SCHMIDT, Mr & Mrs Milton L., 1523 Highland Oaks Dr., Arcadia, Ca. 91006
SCHIEBERT, Dr C. David, 6120 Hickory Valley Rd., Nashville, Tn. 37205
SCHOLZ, Dan and Dell, 1245 Picket Ave., Baton Rouge, La. 70808
SEARS, Andrew F., 10145 N. Smith St., Portland, Ore. 97203
SEVERIN, Mrs Ella A., Bellefield Plantation, Georgetown, S.C. 29440
SHEPHARD, Mr & Mrs W. T., 4724 Park Place East, North Charleston, S.C. 29406
SIMMONS, Mrs Edward McIlhenny, Avery Island, La. 70513
SHORES, Mr & Mrs Murray D., P.O. Box 219, Baton Rouge, La. 70821
SMITH, Hulyn, 2436 Meadowbrook Dr., valdosta, Ga. 31601
SNOOKS, E. C., 6114 La Jolla Blvd., La Jolla, Ca. 92037
SQUYRES, Louis, 2606 Copeland Rd., Tyler, Texas 75701
STAHLMAN, Mrs H. I., P.O. Box 1346, Natchez, Ms. 39120
STEWART, William D., 912 Roeder Way, Sacramento, Ca. 95822
SPENGLER, Mrs Joseph J., 2240 Cranford Rd., Durham, N.C. 27706
STONE, Mr & Mrs Henry S. (Vi), 3060 Oleander St., Baton Rouge, La. 70806
STRINGFELLOW, Roy C., 746 Elmwood St., Shreveport, La. 71104
TAYLOR, A. W., 2235 E. Harvard, Fresno, Ca. 93703
TEETER, Mrs L. V., P.O. Box 222, Fort Valley, Ga. 31030
THOMAS, Clark W., 128 W. 6th St., San Dimas, Ca. 91773
THORNHILL, Mrs C. W., 3433 Wickerhams Lane, Houston, Texas 77027
TINKLE, Jr., Oscar T., 6704 S. E. 20th Ave., Portland, Ore. 97202
THOMPSON, Bernice Gunn, 8421 California Ave., Whittier, Ca. 90605
TODD, Wm. B., Rt. 1, Box 60, Lacombe, La. 70445
TOM DODD NURSERIES, INC., Tom Dodd, Jr., P.O. Box 45, Semmes, Ala. 36575
TREISCHELL, Roger P., 1636 Golf Club Dr., Glendale, Ca. 91206
TOWNSEND, Dabney W., 1032 S. Church St., Brookhaven, Miss. 39601
TROUTMAN, Thomas F., 1373 Arnold Ave., N. E., Atlanta, Ga. 30324
UNIVERSITY OF NORTH CAROLINA, Serials Dept., Wilson Library, Chapel Hill, N. C. 27514
UNIVERSITY OF WASHINGTON ARBORETUM, Seattle, Washington 98195
UROUHART, Jr., Mrs C. F., P.O. Box 85, Courtland, Va. 23837
VALLOT, Earl E., Rt. 2, Box 44, Youngsville, La. 70592
VENERABLE, James t., 10425 Woodbine Lane, Huntley, Ill. 60142
VERVALLE, I. Jocelyn, 4216 Kenyon Court, Carmichael, Ca. 95608
WALDEN, Jr., Spencer C., 1201 Pinecrest Dr., Albany, Ga. 31707
WALTZ, Eleanor E., 4107 Perry Hall Rd., Perry Hall, Md. 21128
WATSON, G. Stuart, P.O. Box 2008, Albany, Ga. 31702
WEEKS, Thomas M., Rt. 5, Box 410, Conroe, Texas 77304
WERMER, Dr Olga S., 2500 Beacon St., Chestnut Hill, Mass. 02167
WHITE, Margaret Keister, 3301 Hawthorn Lane, Falls Church, Va. 22042
WOO, Jack P., 1327 E. Ashlan, Fresno, Ca. 93704
ZIMMERLI, Mrs Ellsworth, 15 Ninth Lane, Ridgefield, Conn. 06877
*** ZAGST, Mr & Mrs C. O.**, 5 Pine Tree Lane, Houston, Texas 77024

Supplemental List of French I.C.S. Members

COMBY, M Alain, 12 Avenue de Château, 91800 Brunoy.
FARRENO, Mme, 94 rue Henri Martin, 94100 Saint-Maur.
HASCOET, M et Mme Robert, La Butte des Fermes, 72560
Change.
MOREL, M et Mme, Villa d'Avril, 4 rue des Architectes, 56260
Larmor-Plage.
PATARD, M René, Route de Nantes, 44530 Guenrouet.

Supplemental List of Spanish I.C.S. Members

CORRECHER, Gil, Consuelo M., Sociedad de Amigos del Real
Jardín Botánico Claudio Moyano 1, Madrid 7.
REALJARDIN BOTANICO DE MADRID, Claudio Moyano 1,
Madrid 7.
UCHA, Ucha, Carlos Alberto, Arda Gabino Bugallal 30, Puent-
areas, Pontevedra.