

Genus	Vol. 3(1): 13-27	Wrocław, 30 III 1992
-------	------------------	----------------------

Studies on Oriental *Cydnidae*. IX. On the genus *Adrisa* AMYOT and
SERVILLE, 1843
(*Heteroptera: Pentatomoidea*)

JERZY A. LIS

Upper Silesian Museum, Department of Natural History, Pl. Jana III Sobieskiego 2, 41-902 Bytom,
Poland

ABSTRACT. Oriental species of the genus *Adrisa* AMYOT and SERVILLE, 1843 are reviewed, keyed and figured. Redescriptions of *A. magna* (UHLER), *A. nigra* AMYOT and SERVILLE, and *A. nitidicollis* (STÅL) are given. *Adrisa clara* (WALKER) is treated as a nomen dubium. Two new species are described and illustrated: *Adrisa sumatrana* n. sp. from Sumatra and Sarawak, and *Adrisa birmana* n. sp. from Burma, Thailand and Malaya. All valid species of the genus are grouped within two groups basing on the head vestiture: *nigra*-group (*A. nigra*, *A. magna*, *A. sumatrana*) and *nitidicollis*-group (*A. nitidicollis*, *A. birmana*).

Representatives of the genus *Adrisa* AMYOT and SERVILLE are distributed in both Oriental and Australian Regions. In the present paper a review of Oriental species of the genus is presented.

The genus *Adrisa* was described by AMYOT and SERVILLE (1843) for a single species, *Adrisa nigra* AMYOT and SERVILLE, 1843 from Java.

In 1851 DALLAS erected the genus *Acatalectus* for *A. rugosus* DALLAS, 1851, *A. punctulatus* DALLAS, 1851, *A. ater* DALLAS, 1851, *Cydnus sepulcralis* ERICHSON, 1842, and *Cydnus piceus* WESTWOOD, 1837 (all species from the Australian Region). Then, STÅL (1854), UHLER (1861) and WALKER (1868) described three Oriental species within the genus *Acatalectus* DALLAS: *A. nitidicollis* STÅL (from Java), *A. magnus* UHLER (from Hong Kong) and *A. clarus* WALKER (from Hindostan), respectively.

In 1858, MONTROUZIER proposed a new genus *Geobia* for two new species from Pacific islands, namely *Geobia numeensis* MONTROUZIER, 1858 and *G. fallax* MONTROUZIER, 1858.

Then, SIGNORET (1881a) synonymized both *Acatalectus* DALLAS and *Geobia* MONTROUZIER with *Adrisa* AMYOT and SERVILLE.

Thus, up to now the genus *Adrisa* comprised four Oriental species: *A. nigra* AMYOT

and SERVILLE, *A. nitidicollis* (STÅL), *A. magna* (UHLER) and *A. clara* (WALKER). Species in this genus can be grouped within two groups basing on the head vestiture: *nigra*-group characterized by a head with only two primary setigerous punctures (figs 2, 10) and *nitidicollis*-group characterized by a head bearing primary setigerous punctures and at least two secondary setigerous punctures on the subapical part of clypeus (figs 11, 15).

The present paper includes redescriptions of previously known Oriental species of *Adrisa* (excluding *A. clara*, which is treated here as a nomen dubium) and descriptions of two new species.

Abbreviations. BMNH - British Museum (Natural History), London, England; HNHM - Hungarian Natural History Museum, Budapest, Hungary; JAL - the author's collection; MCSN - Museo Civico di Storia Naturale, Genova, Italy; MNHN - Musèum National d'Histoire Naturelle, Paris, France; NhMW - Naturhistorisches Museum Wien, Vienna, Austria; SMNH - Swedish Museum of Natural History, Stockholm, Sweden; ZMA - Zoölogisch Museum, Universiteit van Amsterdam, the Netherlands.

Acknowledgements. I would like to express my sincere thanks to: Dr. U. ASPÖCK (NhMW), Dr. T. VÁSÁRHELYI (HNHM), Dr. D. PLUOT-SIGWALT (MNHN), Mrs J. MARGERISON-KNIGHT (BMNH), Dr. V. RAINERI (MCSN), Dr. P. LINDSKOG (SMNH) and Dr. J.P. DUFFELS (ZMA) for the loan of specimens.

Genus *Adrisa* AMYOT and SERVILLE

Adrisa AMYOT and SERVILLE, 1843: 89 (type-species: *Adrisa nigra* AMYOT and SERVILLE, 1843; by monotypy).

Geobia MONTROUZIER, 1858: 245 (type-species: *Geobia numeensis* MONTROUZIER, 1858; subsequent designation by HORVATH, 1919: 246); syn. by SIGNORET, 1881a: 622.

Acatalectus DALLAS, 1851: 122 (type-species: *Acatalectus rugosus* DALLAS, 1851; present designation); syn. by SIGNORET, 1881a: 622.

The genus belongs to the tribe *Geotomini* of the subfamily *Cydninae* and is characterized by the following combination of characters:

- body large (9.8-20.2 mm in length);
- head with no peg-like setae, punctures bearing only hair-like setae;
- antennae 4-segmented, second segment very long;
- anterior, posterior and lateral parts of pronotum distinctly punctured;
- membrane milky brown or brown with dark brown or blackish brown irregular patches;
- abdominal sternites glossy in the middle, sides punctured;
- evaporatoria large, apex of peritreme modified as in figs 3, 4, 12, 16;
- penis with theca not too strongly sclerotized.

nigra-group

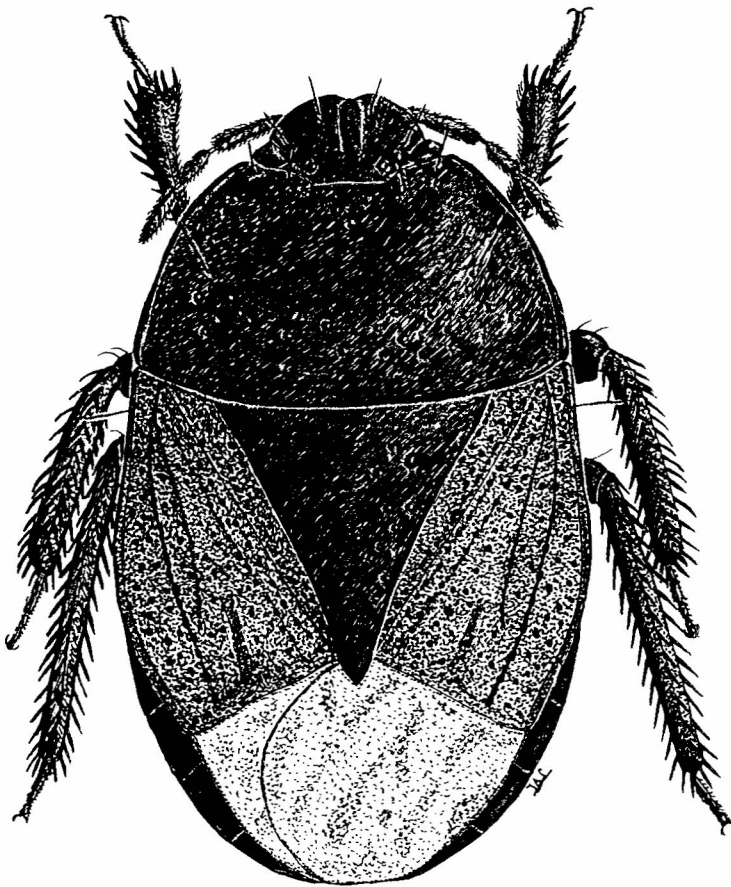
Species of this group are best diagnosed by the clypeus without subapical

setigerous punctures, paraclypei only with two primary setigerous punctures and costa with either one or no setigerous puncture.

Geobia numeensis MONTROUZIER (the type-species of *Geobia* MONTROUZIER) and *Acatalectus rugosus* DALLAS (the type-species of *Acatalectus* DALLAS) also belong to this group.

Adrisa nigra AMYOT and SERVILE
(figs 1-6)

Adrisa nigra AMYOT and SERVILE, 1843: 89; SIGNORET, 1881b: 207; LETHIERRY and SEVERIN, 1893: 63; HSIAO et al., 1977: 48.



1. *Adrisa nigra*

DIAGNOSIS

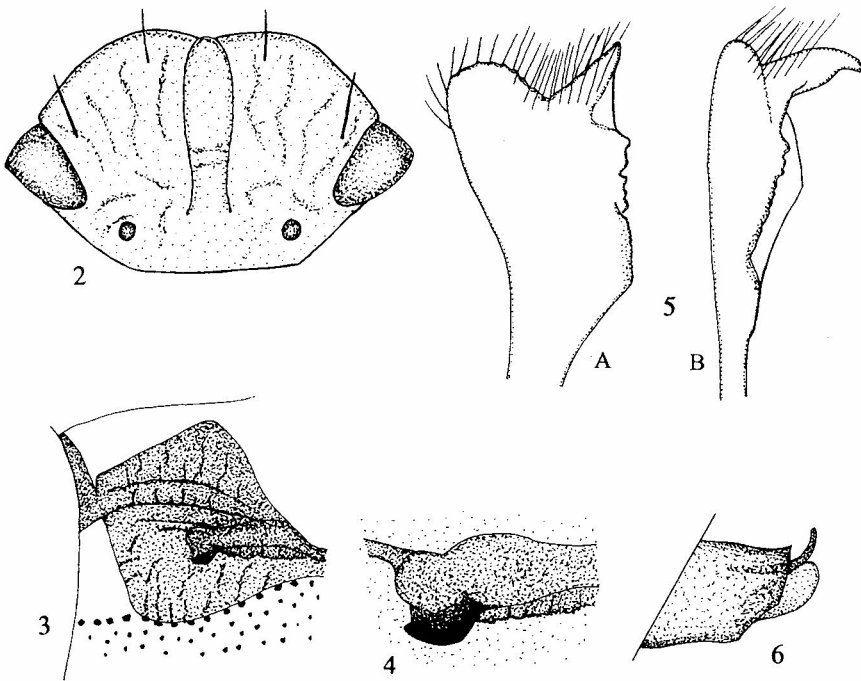
The species differs from all other members of the *nigra*-group in having costa with 1 setigerous puncture and body length not exceeding 12 mm.

DESCRIPTION

Body length 9.62 mm; body width 6.05 mm.

Head (figs 1-2) blackish brown, almost black, distinctly striated; paraclypei only slightly longer than clypeus, the latter free and with no subapical setigerous punctures, paraclypei with only two primary setigerous punctures; eyes blackish brown, ocular index 3.03; ocelli yellowish brown, interocellar distance 3.67 times a distance of ocellus from eye; antennae brown, length of segments (in mm) from 1st to IVth: 0.49 : 1.15 : 0.77 : 0.85; rostrum light brown, surpassing middle of mesosternum.

Pronotum (fig. 1) dark castaneous, distinctly and coarsely punctured, lateral margins with no traces of setigerous punctures.



2-6. *Adrisa nigra*: 2 - head, 3 - evaporatoria, 4 - apex of peritreme, 5 - left paramere, ventral view (A), lateral view (B), 6 - distal part of penis

Scutellum (fig. 1) dark castaneous, base and lateral margins almost black, punctures as large as those on pronotum, apex acute and impunctured.

Corium (fig. 1) brown, lighter in shade than pronotum and scutellum, densely and evenly punctured; punctures smaller than those on pronotum and scutellum; costa with 1 setigerous puncture.

Membrane reaching posterior extremity of abdomen, milky brown with irregular brown patches.

Abdomen castaneous, glossy in the middle, sides punctured with both fine and coarse punctures.

Legs brown, femora with numerous black short spines on undersurfaces, tibiae with black spines.

Evaporatoria as in fig. 3, apex of peritreme as in fig. 4.

Distal part of penis as in fig. 6, paramere as in fig. 5A,B.

MATERIAL EXAMINED

INDONESIA: Java, 1 male, Coll. SIGNORET, *nigra*, det. SIGNORET, Coll. Nat.-Mus. Wien (NhMW).

DISTRIBUTION

Indonesia (Java).

HSIAO et al. (1977) recorded this species also from China. I have no material at hand to decide whether the record from China pertains in fact to *A. nigra*. It might be that it was either a small specimen of *A. magna* or another, yet undescribed species of the genus. Specimens from China are necessary to clarify this problem.

REMARKS

The type material of this species was not preserved in the collection of AMYOT and SERVILLE in Paris, where it should be (D. PLUOT-SIGWALT, personal information). The specimen examined was that studied previously by SIGNORET (1881b: 207).

Adrisa magna (UHLER) (figs 7-8)

Acatalectus magnus UHLER, 1861: 222.

Adrisa magna: SIGNORET, 1881b: 206; ATKINSON, 1887: 45; LETHIERRY and SEVERIN, 1893: 63; DISTANT, 1901: 101 [part], 1902: 89 [part]; HSIAO et al., 1977: 49.

nec *Adrisa magna*: DISTANT, 1901: 101 [part], 1902: 89 [part].

DIAGNOSIS

This species can be recognized within the *nigra*-group by the combination of the

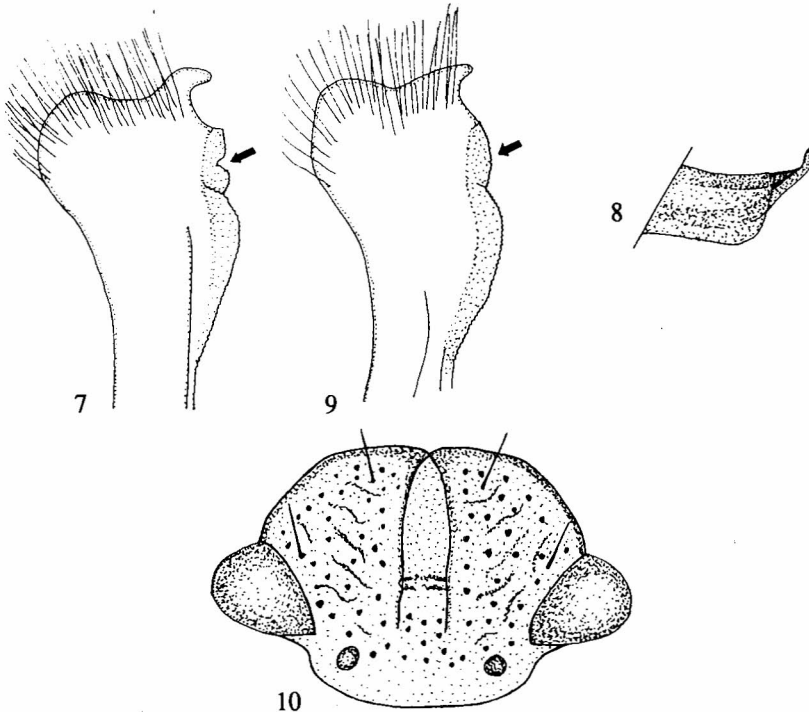
following characters: body length exceeding 12 mm, costa with no setigerous punctures, ocular index 2.5-3.3 and interocellar distance 4.2-5.4 times a distance of ocellus from eye.

DESCRIPTION

Body length 12.3-20.2 mm; body width 7.3-11.4 mm.

Head black or blackish brown, distinctly and coarsely punctured; paraclypei slightly longer than clypeus and sometimes joined in front of it, clypeus with no subapical setigerous punctures, paraclypei with only two primary setigerous punctures; eyes black or blackish brown, ocular index 2.5-3.3; ocelli brown or reddish brown, interocellar distance 4.2-5.4 times a distance of ocellus from eye; antennae brown, usually 4th segment entirely and 3rd in apical two thirds yellow, yellowish or orange, length of segments (in mm) from 1st to IVth: 0.70-0.85 : 1.82-2.34 : 1.22-1.68 : 1.32-1.78 (male), 0.70-1.17 : 1.45-2.51 : 0.98-1.63 : 1.15-1.71 (female); rostrum brown or yellowish brown, reaching either middle of mesosternum or middle coxae.

Pronotum black or blackish brown, distinctly and coarsely punctured, lateral margins with 1 setigerous puncture.



7-8. *Adrisa magna*; 9-10. *Adrisa sumatrana*: 7, 9 - left paramere, ventral view, 8 - distal part of penis, 10 - head

Scutellum black or blackish brown, densely and coarsely punctured, base and lateral margins with well marked rows of punctures, apex acute and almost impunctured.

Corium dark brown or blackish brown, densely and evenly punctured, clavus with 3-4 rows of punctures, mesocorium with punctures smaller than those on pronotum and scutellum; costa with no setigerous puncture.

Membrane brown with irregular blackish brown patches.

Abdomen black or blackish brown, glossy in the middle, sides densely punctured.

Legs brown or dark brown, femora with black spines on undersurfaces, tibiae with black spines.

Evaporatoria similar to those of *A. nigra*.

Distal part of penis as in fig. 8, paramere as in fig. 7.

MATERIAL EXAMINED

INDIA: India, Sikkim, 1 female, *Adrisa magna* (HNMH).

BURMA: Carin, Asciiu Ghecu, 1400-1500m, 2 males, L. FEA, III-IV 88, Museo Civico di Genova, *Adrisa magna*, det. DISTANT (MCSN); Mishmi Hills, Lohit River, 1 male, 16-31.III.1935, M. STEELE, Brit. Mus. 1935-312 (BMNH).

THAILAND: W. Thailand, 300m, Thung Yai Wildlife Sanctuary, 15°30'N-98°48'E, Tak Province, Umphang District, Mae Chan/Mae Klong confluence, 1 male, 27.IV-6.V.1988, at light, Edge of Karen clearing, M.J.D. BRENDILL, B.M. 1988-183 (BMNH).

VIETNAM: Tonkin, reg. de Hoa-Binh, 1 male, A. DE COOMAN 1928, Musèum Paris (MNHN); Tonkin, Hoa-Binh, 1 male, (J. DE COOMAN), R. OBERTHUR 1919, Musèum Paris, *Adrisa magna*, WE-I YANG det. 1935 (MNHN).

CHINA: env. Pekin, 1 female, VI-VII 1954, SOSNOVSKI, *Adrisa magna* UHL., YU. POPOV det. (JAL); Formosa, Kosempo, 1 female, 908.I., SAUTER, *Adrisa magna* UHL. (HNHM).

DISTRIBUTION

Burma, China (incl. Taiwan), Hong-Kong, India, Thailand, Vietnam. Recorded also from Japan.

Adrisa sumatrana, new species

(figs 9-10)

DIAGNOSIS

This species is closely allied to *A. magna*. It can be recognized within the *nigra*-group by the combination of the following characters: body length exceeding 12 mm, costa with no setigerous punctures, ocular index 2.1-2.3 and interocellar distance 5.4-7.2 times a distance of ocellus from eye. The new species differs from *A. magna* also in the shape of paramere (figs 7, 9).

DESCRIPTION

Body length 16.0-18.6 mm; body width 9.2-10.4 mm.

Head (fig. 10) black, distinctly and coarsely punctured, sometimes also slightly wrinkled, paraclypei longer than clypeus and joined in front of it, clypeus with no subapical setigerous punctures, paraclypei only with two primary setigerous punctures; eyes blackish brown, ocular index 2.1-2.3; ocelli reddish brown, interocellar distance 5.4-7.2 times a distance of ocellus from eye; antennae blackish brown, 3rd and 4th segments entirely and 2nd in apical two thirds yellowish or orange, length of segments (in mm) from 1st to IVth: 0.77-0.87 : 2.12-2.17 : 1.40-1.48 : 1.50-1.61 (male), 0.88-0.96 : 2.21-2.38 : 1.44-1.55 : 1.55-1.64 (female); rostrum brown, reaching middle coxae.

Pronotum black, posterior part blackish brown, distinctly and coarsely punctured, punctures larger than those on head, lateral margins with 2 setigerous punctures.

Scutellum densely and coarsely punctured, black with apex brown, base and lateral margins with rows of punctures, apex acute and almost impunctured.

Corium blackish brown, densely and evenly punctured, clavus with 3-4 rows of punctures, meso- and exocorium with punctures smaller than those on pronotum and scutellum; costa with no setigerous puncture.

Membrane ochraceous or brown with irregular blackish brown patches, apex of membrane either reaching or surpassing the tip of abdomen.

Abdomen black, glossy in the middle, sides densely punctured and striated.

Legs castaneous or dark brown, femora with black spines on undersurfaces, tibiae with black spines.

Evaporatoria similar to those of *A. nigra*.

Distal part of penis as in *A. magna*, paramere as in fig. 9.

TYPE MATERIAL EXAMINED

Holotype male: 144 37, Veboras - Sumatra, AMYOT, Ms. Paris (MNHN).

Paratypes: 1 male: Sarawak, Semongok, light trap, Nov-1967, coll. G.H.L. ROTHSCHILD, 7125, Pres. by Com. Inst. Ent. BM. 1974-1 (JAL); 1 male: S'[emon]gok, light trap, Nov 22, 1967, Salin Susin, 7085, Pres. by Com. Inst. Ent. BM. 1974-1 (BMNH); 1 female: Sarawak, Semongok, light trap, 21-11-1967, coll. G.H. ROTHSCHILD, 9576, Pres. by Com. Inst. Ent. BM. 1974- (BMNH); 1 female: N. Borneo, Sabah, Sandakan Dist., Rumidi, R, Labuk, 16-30.IX.1973, C. PRUETT, B.M. 1975-590 (BMNH).

DISTRIBUTION

Indonesia (Sumatra), Malaysia (Sarawak).

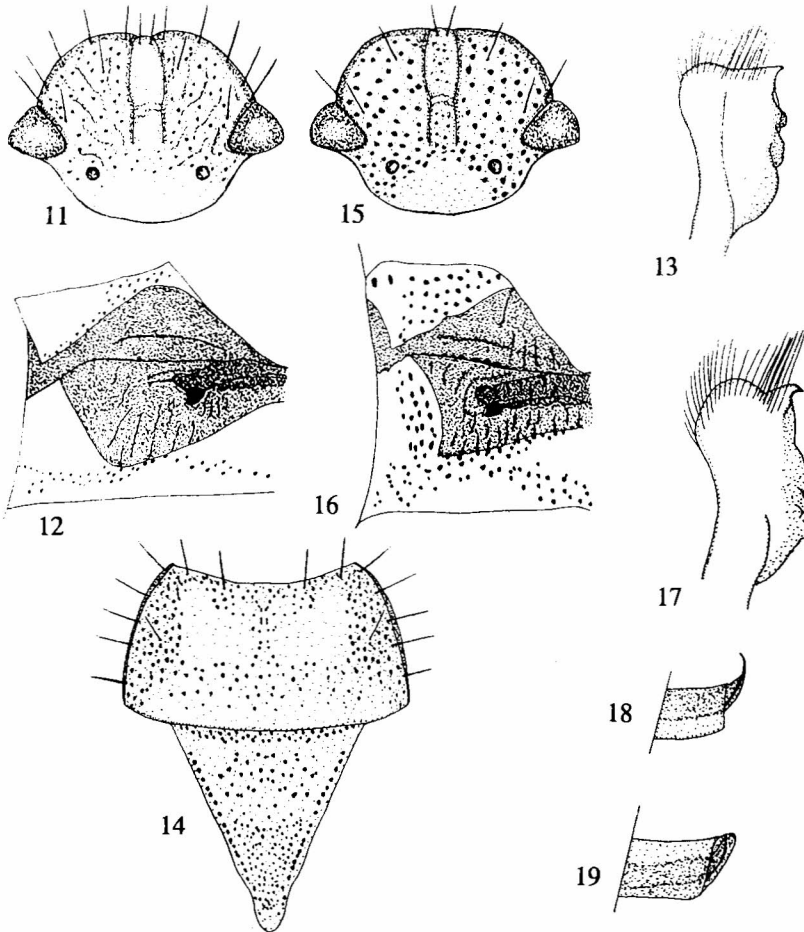
nitidicollis-group

Species of this group are best diagnosed by the clypeus bearing two subapical setigerous punctures, paraclypei with at least three setigerous punctures and costa with at least one setigerous puncture.

Adrisa nitidicollis (STÄL)
(figs 11-13, 18)

Acatalectus nitidicollis STÄL, 1854: 232; WALKER, 1867: 164.

Adrisa nitidicollis: Signoret, 1881b: 208; LETHIERRY and SEVERIN, 1893: 63.



11-13, 18. *Adrisa nitidicollis*; 14-17, 19. *Adrisa birmana*: 11, 15 - head, 12, 16 - evaporatoria, 13, 17 - left paramere, ventral view, 14 - pronotum and scutellum, 18, 19 - distal part of penis

DIAGNOSIS

The species is best diagnosed by the combination of the following characters: paraclypei with 4-7 submarginal setigerous punctures; ocular index 3.0-3.6, interocellar distance 2.7-3.7 times a distance of ocellus from eye; costa with more than 1 setigerous puncture; lateral margins of pronotum with 9-24 setigerous punctures; body length not exceeding 12.5 mm (9.8-12.0 mm)

DESCRIPTION

Body length 9.8-12.0 mm; body width 6.2-7.3 mm.

Head (fig. 11) black or blackish brown, distinctly punctured and wrinkled, paraclypei slightly longer than clypeus, the latter free and with 2 subapical setigerous punctures, lateral margins of paraclypei with 4-7 submarginal setigerous punctures; eyes blackish brown or reddish brown, ocular index 2.8-3.6; ocelli reddish brown or yellowish brown, interocellar distance 2.7-3.7 times a distance of ocellus from eye; antennae brown, length of segments (in mm) from I to IVth: 0.44-0.50 : 1.02-1.34 : 0.61-0.83 : 0.78-0.93 (males only); rostrum brown, reaching middle coxae.

Pronotum blackish brown or dark chocolate brown, distinctly and coarsely punctured, punctures larger than those on head, lateral margins with 9-24 setigerous punctures.

Scutellum coloured as pronotum, densely and coarsely punctured, base and lateral margins with well marked rows of punctures, apex acute and almost impunctured.

Corium densely and evenly punctured, somewhat lighter in shade than pronotum and scutellum, sometimes even partly yellowish brown, clavus with 3-4 rows of punctures, meso- and exocorium with punctures smaller than those on pronotum and scutellum; costa with 2-10 setigerous punctures.

Membrane milky brown or whitish with irregular blackish brown patches, apex of membrane either reaching or slightly surpassing the tip of abdomen.

Abdomen blackish brown or black, glossy in the middle, sides densely punctured with fine punctures.

Legs castaneous or dark brown, femora with black spines on undersurfaces, tibiae with black spines.

Evaporatoria as in fig. 12.

Distal part of penis as in fig. 18, paramere as in fig. 13.

TYPE MATERIAL EXAMINED

Lectotype male of *Acatalectus nitidicollis* STÅL (present designation): Java, Medlerborg (white), Type (white), *nitidicollis* STÅL (white), Typus (red), Naturhistoriska Riksmuseet Stockholm, Loan No 11/91 (bluish) (SMNH).

OTHER MATERIAL EXAMINED

INDONESIA: Java occident., Pengalengan, 1 female, 4000', 1893, H. FRUHSTORFER, Musèum Paris, Coll. NOUALHIER 1898, *Adrisa nitidicollis* STÅL, WE-I YANG det 1935 (MNHN); Java, 1 female, (J.B. LEDRU), R. OBERTHUR 1898, Musèum Paris (MNHN); Java, Buitenzorg, 1 male, Dr. SPIRE 1901, Musèum Paris (MNHN); Java, Palabuan, 1 male, Musèum Paris, Coll. NOUALHIER 1891 (JAL); Java, Banjoewangi, 1909, 4 males, MAC GILLAVRY, coll. Dr. D. MAC GILLAVRY (ZMA, JAL); Lombok, Sambalun, 4000', 1 female, April 1896, H. FRUHSTORFER, *Adrisa nitidicollis* (HNHM); Ost Bali, Kintamani, 1 male, E. STRESEMANN (BMNH); Bali Island, Tamblang and Kintamani, 1 male, E. STRESEMANN, 1913-504 (BMNH).

PHILIPPINES: Philippin., coll. SIGNORET, 1 male, *nitidicoll.*, det. SIGNORET, Coll. Nat.-Mus. Wien (NhMW).

DISTRIBUTION

Indonesia (Java, Lombok, Bali), Philippines.

Adrisa birmana, new species
(figs 14-17, 19-20)

Adrisa magna: DISTANT, 1901: 101 [part], 1902: 89 [part].

DIAGNOSIS

The species is allied to *A. nitidicollis* but can be distinguished from it by the shape of paramere and the combination of the following characters: paraclypei with 1 submarginal setigerous puncture; ocular index 2.7-3.0, interocellar distance 4.1-4.8 times a distance of ocellus from eye; costa with 1 setigerous puncture; lateral margins of pronotum with 5 setigerous punctures; body length exceeding 12.5 mm (12.95-14.0 mm).

DESCRIPTION OF ADULT

Body length 13.1-14.0 mm; body width 7.4-8.0 mm.

Head (fig. 15) black or dark castaneous, distinctly and coarsely punctured, paraclypei slightly longer than clypeus, the latter free and with 2 subapical setigerous punctures, lateral margins of paraclypei with 1 submarginal setigerous puncture; eyes yellowish brown or reddish brown, ocular index 2.7-3.0; ocelli reddish brown or yellowish brown, interocellar distance 4.2-4.8 times a distance of ocellus from eye; antennae brown or blackish brown, length of segments (in mm) from 1st to IVth: 0.73-0.74 : 1.76-1.90 : 1.22-1.27 : 1.27-1.34 (male), 0.61-0.68 : 1.71-1.85 : 1.15-1.18 : 1.22-1.30 (female); rostrum brown, reaching middle coxae.

Pronotum (fig. 14) black, blackish brown or castaneous, distinctly and coarsely

punctured, lateral margins with 5 setigerous punctures (4 on the anterior lobe, 1 on the posterior).

Scutellum (fig. 14) coloured as pronotum, densely and coarsely punctured, base and lateral margins with well marked rows of punctures, apex acute and almost impunctured.

Corium somewhat lighter in shade than pronotum and scutellum, sometimes clavus and exocorium even yellowish brown, densely and evenly punctured, exocorium with the densest puncturation, clavus with 3-4 rows of punctures, meso- and exocorium with punctures smaller than those on pronotum and scutellum; costa with 1 setigerous puncture.

Membrane milky brown or whitish with irregular dark brown patches, apex of membrane either reaching or slightly surpassing the tip of abdomen.

Abdomen blackish brown, glossy in the middle, sides densely punctured with fine punctures and distinctly striated.

Legs castaneous, middle and hind femora with numerous teeth on undersurfaces, tibiae with black spines.

Evaporatoria as in fig. 16.

Distal part of penis as in fig. 19, paramere as in fig. 17.

DESCRIPTION OF LARVA (FIFTH INSTAR)

Body length 10.38, body width 6.62 (fig. 20).

Head reddish brown, densely punctured with blackish brown punctures, clypeus free with 2 subapical setigerous punctures, lateral margins of paraclypei with 1 setigerous puncture, eyes reddish brown, ocular index 3.45, ocelli absent, antennae 4-segmented, rostrum yellowish brown, reaching mid-coxae.

Pronotum reddish brown, densely punctured, lateral margins with 5-6 setigerous punctures. Wing pads and scutellum reddish brown with darker punctures; costa with 1 setigerous puncture.

Dorsum yellowish brown with blackish brown punctures and 5 blackish brown median patches; lateral margins of segments with rounded blackish brown patches. Venter yellowish brown with blackish brown median and lateral patches.

Legs brown with distinct spines on femora and tibiae; tarsi 2-segmented.

TYPE MATERIAL EXAMINED

Holotype male: Tenasserim, Meetan, FEA, Apr. 1887, Museo Civico di Genova, det. as *A. magna* by DISTANT (MCSN).

Paratypes: 1 larva: the same data as the holotype (MCSN); 1 male and 1 female: Malaysia, Pahang, Taman Negara, 1-13.iii.1984, at light, L. JASSOP, B.M. 1984-230 (female BMNH; male JAL); 1 female: W. Thailand, 300m, Thung Yai Wildlife Sanctuary, 15°28'N-98°48'E, At light, Tak Province, Umphang District, Song Bae Stream, 18-27 IV 1988, Evergreen rain forest, M.J.D. BRENDLELL, B.M. 1988-183

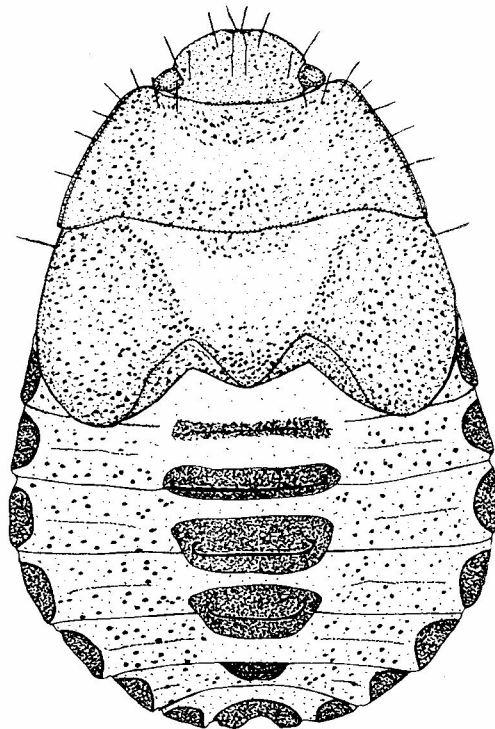
(BMNH); 1 male and 1 female: Perak F.M.S., Batang Padang, Kuala Woh, at light, Mar. 20th 1940 (female), Mar. 22nd 1940 (male), Ex. F.M.S. Museum, B.M. 1955-354 (BMNH).

DISTRIBUTION

Burma, Thailand, Malaya.

KEY TO ORIENTAL SPECIES OF THE GENUS *ADRISA*

- 1. Clypeus without subapical setigerous punctures; paraclypei with two primary setigerous punctures (figs 2, 10) (*nigra*-group) 2.
- . Clypeus with two subapical setigerous punctures; paraclypei with at least three setigerous punctures (figs 11, 15) (*nitidicollis*-group) 4.
- 2. Costa with 1 setigerous puncture; body length not exceeding 12 mm *A. nigra*
- . Costa with no setigerous punctures; body length exceeding 12 mm 3.



20. *Adrisa birmana*, fifth instar larva

3. Ocular index 2.5-3.3, interocellar distance 4.2-5.4 times a distance of ocellus from eye; paramere as in fig. 7..... *A. magna*
 -. Ocular index 2.1-2.3, interocellar distance 5.4-7.2 times a distance of ocellus from eye; paramere as in fig. 9 *A. sumatrana*
 4. Paraclypei with 4-7 submarginal setigerous punctures (fig. 11); costa with more than 1 setigerous puncture; lateral margins of pronotum with 9-24 setigerous punctures; body length not exceeding 12.5 mm (9.8-12.0 mm) *A. nitidicollis*
 -. Paraclypei with 1 submarginal setigerous puncture (fig. 15); costa with 1 setigerous puncture; lateral margins of pronotum with 5 setigerous punctures; body length exceeding 12.5 mm (12.95-14.0 mm) *A. birmana*

***Adrisa clara* (WALKER), nomen dubium**

Acatalectus clarus WALKER, 1868: 535.

Adrisa clara: LETHIERRY and SEVERIN, 1893: 63; DISTANT, 1899: 218.

Adrisa (?) *clara*: ATKINSON, 1887:46.

I was not able to study the type of *A. clarus* WALKER from Hindostan. It is preserved in the National Museum at Melbourne (Australia) and my requests for the loan of the material have been ignored.

WALKER (1868: 535) wrote in the description of this species: "Joints of the antennae from the first to the fourth successively increasing in length". It is not true for *Adrisa*, in which the 2nd antennal segment is the longest. I suppose that the species is not a member of the genus *Adrisa*, but belongs to a genus with 5-segmented antennae (the last segment was probably missing which made antennae 4-segmented). WALKER's species most probably belonged to the genus *Macroscytus* FIEBER, because one year earlier (WALKER, 1867) he described also a new species in *Acatalectus* (= *Adrisa*), but in fact it appeared to belong to *Macroscytus*.

The problem can be clarified when the type of *Acatalectus clarus* is studied; at present the species has to be treated as a nomen dubium.

REFERENCES

- AMYOT, C.J.B., SERVILLE, J.G.A., 1843. Histoire naturelle des insectes. Hémiptères. Paris: LXVII + 675 pp.
 ATKINSON, E.T., 1887. Notes on Indian *Rhynchota*: *Heteroptera*, No. 1. Journ. Asiat. Soc. Beng., 56: 22-61.
 DALLAS, W., 1851. List of specimens of hemipterous insects in the collection of the British Museum. London: 368 pp.
 DISTANT, W.L., 1899. Rhynchotal notes - *Heteroptera*: *Plataspinae*, *Thyreocorinae* and *Cydninae*. Ann. Mag. Nat. Hist., 7 (4): 213-227.
 -, 1901. Enumeration of the *Heteroptera* (*Rhynchota*) collected by Signor Leonardo FEA in Burma and its vicinity. Trans. Ent. Soc. Lond., 1901: 99-114.
 -, 1902. Fauna of British India, including Ceylon and Burma. *Rhynchota* vol. 1. London: 438 pp.
 HORVATH, G., 1919. Analecta ad cognitionem Cydnidarum. Ann. Hist. Nat. Mus. Nat. Hung., 17: 205-273.
 HSIAO, T.Y., ZHENG, L.Y., REN, S.Z., 1977. A handbook for the determination of the Chinese *Hemiptera-Heteroptera*, vol. 1. Tientsin: 330 pp.

- LETHIERRY, L., SEVERIN, G., 1893. Catalogue général des Hémiptères, tome I. Hétéroptères. *Pentatomidae*. Bruxelles: 286pp.
- MONTROUZIER, X., 1858. Description de quelques Hémiptères de la Nouvelle Calédonie. Ann. Soc. Linn. Lyon, **5**: 243-263.
- SIGNORET, M.V., 1881a. Revue des Cydnides contenus dans la collection du Musée Civique d'Histoire Naturelle de Genes. Ann. Mus. Civ. Stor. Nat. Gen., **16**: 621-657.
- 1881b. Révision du groupe des Cydnides de la famille des Pentatomides. Parte 2. Annls Soc. Ent. Fr., **6** (1): 193-218.
- STÅL, C., 1854. Nya Hemiptera. Öfv. Kongl. Vet.-Akad. Förh., **11**: 231-255.
- UHLER, P.R. 1861. Hemiptera of the North-Pacific Exploring Expedition under Com'rs Rodgers and Ringgold. Proc. Acad. Nat. Sci. Philad., **12**: 221-231.
- WALKER, F., 1867. Catalogue of the specimens of *Hemiptera Heteroptera* in the collection of the British Museum, vol. 1. London: 240 pp.
- , 1868. Catalogue of the specimens of *Hemiptera Heteroptera* in the collection of the British Museum, vol. 3. London: 419-599.