



# ***CAT CHAT***

***The Journal of the Catfish Study Group***



***Show and Auction 2009***



***Aquarium Set-ups for Catfish***



***An Aquarist's X-word Puzzle***

***Volume 10 Issue Number 4  
December 2009***

## Honorary Committee for the

### *Catfish Study Group*

**President:** Trevor (JT) Morris

**vice-President:** Dr Peter Burgess

[AquaticsDoctor@aol.com](mailto:AquaticsDoctor@aol.com)

**Chairman:** Ian Fuller

[chairman@catfishstudygroup.org](mailto:chairman@catfishstudygroup.org)

**vice-Chairman & Treasurer:**

Danny Blundell

[treasurer@catfishstudygroup.org](mailto:treasurer@catfishstudygroup.org)

**Secretary:** Adrian Taylor

[secretary@catfishstudygroup.org](mailto:secretary@catfishstudygroup.org)

**Scientific Advisor:**

Professor Isaïc Isbrücker

**Membership Secretary:**

Bob Barnes

[membershipsecretary@catfishstudygroup.org](mailto:membershipsecretary@catfishstudygroup.org)

**Website Manager:** Allan James

[webmaster@catfishstudygroup.org](mailto:webmaster@catfishstudygroup.org)

**Cat Chat Editor:** Keith Jackson

[editor@catfishstudygroup.org](mailto:editor@catfishstudygroup.org)

**Print Manager:** John Toon

[printmanager@catfishstudygroup.org](mailto:printmanager@catfishstudygroup.org)

**Breeders Award Secretary:**

Mark Walters

[bap.secretary@catfishstudygroup.org](mailto:bap.secretary@catfishstudygroup.org)

**Publicity Officer:** Lee Fearnley

[publicityofficer@catfishstudygroup.org](mailto:publicityofficer@catfishstudygroup.org)

**Show Secretary:** Brian Walsh

[showsecretary@catfishstudygroup.org](mailto:showsecretary@catfishstudygroup.org)

**Assistant Show Secretary:**

Ann Blundell

**Auction Manager:** David Barton

**Floor Members:** Bill Hurst,

Mike O'Sullivan

### Where We Meet:

The Group normally meets at the Highfield Working Men's Club, 1 Ratcliffe Street, Darwen, Lancs, BB3 2BZ on the third Sunday of each month from 1pm. The exceptions are the December meeting, which is held on the second Sunday at the usual place, and the annual Convention weekend, held in the Spring at a Hotel.



### Contents

From the Chair..... 1

Editorial..... 2

Aquarium Set-ups for Catfish..... 2

Open Show and Auction 2009..... 7

Open Show Results 2009..... 9

An Aquarist's Crossword Puzzle..... 13

The Frogmouth Catfish Chaca chaca (Hamilton 1822)..... 14

The Catfishes of Asia: Family Bagridae part one..... 16

Breeding Corydoras melanotaenia..... 19

The submerse residence of the loricariid Hemiancistrus medians (Kner, 1854): a catfish found its home after 138 years..... 21

Dates for Your Diary..... 23

Magazine Closing Dates..... 23

# AQUALIFE

Wyevale Garden Centre, 338 Southport Road, Ulnes Walton, Leyland PR26 8LQ  
Tel/Fax: 01772 601777



OVER 100 TANKS - WIDE RANGE OF CORYDORAS AND CATFISH




Visit us online at [www.northtrop.co.uk](http://www.northtrop.co.uk)



## From the Chair

Ian Fuller

Welcome to this the last issue of Cat Chat for 2009; it is also my last report as Chairman. Because of my new work commitments, I have found it more and more difficult to find enough time to keep up with all the tasks that goes with the position. So, at the next AGM in January, I will be standing down as Chairman of the Catfish Study Group.



For the most part I have thoroughly enjoyed the last ten years, although at times it has been a difficult, uphill job - as those that have gone before can vouch.

We have seen some great improvement over the last ten years, none more so than the change over from the Northern Area Catfish Group, centered in the north west of England, to the now internationally-acclaimed Catfish Study Group. The biggest change, though, was when we made our annual convention a full-weekend event. There were a few sceptics that thought it would cost too much to do and, therefore, would fail but, on the contrary, the very first one and those that followed

have been very successful affairs. We have had some very distinguished speakers at our conventions. Amateur as well as professional Ichthyologists have graced our lectern. Names like Dr Stanley Weitzman, Hans-Georg Evers, Dr Jonathon Armbruster, Ingo Seidel, Dr Mark Henry Sabaj, Shane Linder, Dr Martin Taylor to name but a few.

Although I will no longer be the Group's Chairman, I will still be very active with my prime function being Convention Manager. Not having to oversee the everyday running of the group's affairs, I will be able to concentrate all my efforts towards the organizing and running of our annual conventions, hopefully improving each one as we move forward.

I would like to take this opportunity to thank all the committee members, past and present, who have helped me to put the CSG where it is today and to thank you, the members, for supporting the Group through the difficult as well as the good times. I am sure our next Chairperson will take up the challenge with the same enthusiasm that I have and carry the group successfully into the future.

Happy Catfish Keeping

Ian



### APRIL FOOLS DAY? NO CHANCE!

This common Carp was caught in a match in Thailand and weighed in at a massive 242 lbs. English angler Stuart Brewster saw the fish when a friend landed it at Tosak Dam. He also reports weighing in catfish at over 300 lbs. This picture is by courtesy of Angling Times (An English Angling Magazine)

I wonder what the breaking strength of the line was? Taken from Volume 1, Issue 1



## Editorial

Keith Jackson

Welcome to the fourth issue of 2009 and the last of the 10th Anniversary year of the CSG. It was planned for November, two months after Issue 3, to help smooth the change-over to the new publication schedule that was to have begun in January 2010. However, with the long delay to Issue 3, this one has been dropped back to its normal December slot and I'll move Volume 11, Issue 1 to February 2010 so that it will contain a report on the AGM.

This issue contains a report on the Show and Auction and some articles reprinted from the first year of Cat Chat. I hope you enjoy them. I reckon they show that the standard of article published by the Group has always been amongst the best. One extra item is an aquarist's cross-word puzzle submitted by Martin Hutton. Thanks, Martin. Let's have some more!

Another feature is a version of a talk given by Danny Blundell at one of our Sunday meetings. I hope this will give everyone an idea of the superb quality of those talks. As you'd expect, the subsequent discussions are entertaining and give you the chance to dip into the reservoir of knowledge we have amongst the membership. To those of you who haven't attended one at all or not for a while I say "Please come along. We don't bite anything (except the pies!)"

I've noticed an increasing number of Word files are arriving in the latest .DOCX format. I have to jump through several hoops to import this format so there's a strong chance that something will be lost and your article will appear incorrectly. You should be able to save your documents in the earlier format from within the current version of Word by selecting the

98/XP/2000 format. PDF is another nightmare format. Scrip Page Plus X2! is supposed to import it but usually imports a file it hasn't created as an unusable mess so please avoid that, too.

Things have been very quiet over the summer in the Jackson fish-house and I've had only one or two spawnings from any of my fish. Now that the weather is cooling off towards Autumn, as I write this in late October, things may be looking up. I saw a few eggs in one tank a couple of weeks ago but they were eaten straight away. There have been spawnings in other tanks since so I'm looking forward to a productive winter.

The fish-house is a partitioned-off section of the garage, which is built into the house. The temperature was in the upper seventies or higher most days from about April and I left the door open to try and keep it down. Only in late October have I needed to have it closed during the day, which I don't remember needing to do as much last year. Whatever the reason, I need to improve the ventilation in there before next summer. One potential problem is making sure that one area of the room doesn't get chilled and that the ventilation moves the air through the room evenly. That won't be easy, I think, and I might have to use fans, though with today's energy prices I'd prefer to avoid that if possible. Any suggestions or examples from your own fish-houses would be most welcome.

As this is the final issue for 2009 I have the pleasant 'duty' to wish you all a Very Merry Christmas (or any mid-winter festival of your choice ☺) and a great 2010, with lots of successful spawnings.

## Aquarium Set-ups for Catfish

Danny Blundell

At the August meeting of the CSG I gave a presentation of the various types of aquarium setups that I use to keep my catfish happy, and it was suggested that I should précis the talk for the benefit of the members that cannot attend, so here goes.

### Habitats

As aquarists we do our best to provide a setup that mimics the fish's home environment, hopefully providing the conditions that will make the fish feel safe, happy and ultimately to spawn.

I was lucky enough to visit the Amazon, and two of its tributaries the Napo and the Mazan, Northern Peru, in February 2008. The following photographs show a selection of the habitats that we encountered, bearing in mind that this was the end of the rainy season and the river levels were dropping exposing vast tracts of forest.



Photo 1: Rio Napo Sandbar

These are created by erosion of the main river bank, resulting in full size hardwood trees floating downstream and eventually being trapped in the shallows. Sand in suspension in the river then builds up around the tree forming the sand bar, in this example the deep water is to the left with a shallow stream to the right.





**Photo 2: Confluence of Rio Napo and a black-water stream**

The preceding photograph illustrates the fast flowing River Napo water, containing suspended sand, and a small, slow-flowing, black-water creek.

The majority of the small creeks included large areas within the forest and therefore the substrate consisted of deep mud overlaid with leaf litter. The following two photographs show leaf litter below 45cm of water and a net full of the substrate.



**Photo 3: Leaf Litter**

As the water recedes, the rivers and creeks become shallower, the following photographs show a typical Loricariidae habitat, followed by their exposed spawning caves in a river bank.



**Photo 4: Substrate Sample**



**Photos 5 & 6: Loricariidae Habitat**

The next was a very different biotope producing an *Ottocinclus* sp, the stream was very slow moving with large areas of floating plants and the banks were covered in grasses that hung down onto the water surface.



**Photo 7: Ottocinclus Biotope**



The last type was a small shallow muddy creek off of the Mazan, surrounded by trees and producing deep shade. Here we caught *Corydoras loretoensis*.




**Photo 8: Who Says Tanks Should Have Crystal-clear Water?**

Having seen what variations that nature provided, I returned home knowing full well that I cannot provide a substrate in my tanks of a mere 30 to 60cm of mud and leaf litter, with a full grown Mahogany tree on its side, but it did change some of my ideas.

### Back home

My fish room is 10ft x 7.5ft, containing tanks up to 6ft. For the last 12 months I have been using Reverse Osmosis Water, dosed with a commercial additive and aquarium plant fertiliser, the pH is stabilised using Sodium Bicarbonate. Water measurements are made using electronic pH and Conductivity meters.

I have three tanks of 24x15x12 inches deep, and two tanks of 24x24x12 inches deep that I use to attempt spawning. These are versatile tanks that can be changed around, depending on their occupants.



**Photo 9: Tank Decor**

Tank decor is simple, the substrate is well washed sand used for swimming pool filters. The plants are *Anubias* sp., *Microsorium* sp. [Java Fern] and *Vesicularia winlovii* [Java moss specie]. These are tied onto bogwood using fishing line, and enables me to remove the plants for maintenance, change of fish species, decor etc. I use Indian Fern as a floating plant, which when larger produces copious feathery roots.

In an attempt to breed *Corydoras loretoensis* [still trying] I covered an area of the sand with well washed Oak leaves, [Beech leaves can also be used].



**Photo 10: Oak-leaf Litter**

Eventually the leaves will decompose and have to be siphoned off.

The filtration used for these tanks was featured in Catchat September 2004, Volume 5, Issue 3, known as a 'Hamburg Filter'. The medium grade filter sponge is 50mm thick for the three smaller tanks and 75mm thick for the larger two.



**Photo 11: 'Hamburg' Filter**

Water is returned over the filter sponge via a power head which I have mounted onto commercially available plastic piping. When the sponge matures, young fish can be seen grazing on it and small plants anchor themselves onto it.

To complete the system, lighting is a 24 inch Northlight tube per tank run for 10 hours per day which is sufficient for the listed species.

I find this system simple, versatile and easy to maintain, for example by the addition of a cave or two the tank can be used for breeding small Loricaridae, such as *Ancistrus* sp.

I hope this is of interest to you all. **Danny**

(The last two photographs appear over the page .Ed)





Photo 12: Breeding Cave



Photo 13: Success!



### What Do You Feed Your Catfish?

This catfish, caught on the River Ebro in Spain, weighed in at 172lb

It's captor, angler Martin walker from England, together with his friend, Colin Bunn, caught 8000lb of catfish during their June holiday. The largest weighed in at 174lb. However, it was Martin's smaller fish that stole the show. He said "When we had the fish out of water, we saw that it had a huge, abnormal swelling in it's stomach. After weighing it and taking some pictures we decided to investigate. I held the mouth open as Colin put his hand down it's throat and he promptly began to pull out an undigested decomposing Carp of 19lb. What was even more bizarre was the thick orange hair that Colin also took out of the Carp. It looked exactly the same as the hair on the backs of the wild boar that cross the river". (Original article by Steve Partner for the Angling Times)



Pictures courtesy of Angling Times

(Taken from Volume 1, Issue 3)





\* Over 350 Tanks of Tropical, Marine and Coldwater Fish

\* Rift Lake Cichlids

\* South and Central American Cichlids

\* Large number of Plecs and other Catfish

\* Corydoras

\* Discus

\* Koi Carp and full range of Pond Fish

\* All Fish Quarantined

\* Full range of Accessories and Plants

\* Large selection of Aquariums and Dry Goods

\* Pond Liners & Equipment

**Tel Crewe: 01270 820073**

Email: [info@a-zaquatics.com](mailto:info@a-zaquatics.com)

Web: [www.a-zaquatics.com](http://www.a-zaquatics.com)

The Garden Centre, Balterley Green Road (B5500),  
Balterley, Nr. Crewe, CW2 5QF (Nr Wychwood Park  
10 Minutes From Junction 16 - M6

## Open Show and Auction 2009

Keith Jackson


I was unable to spend as much time at the event this year as I did last year so the report will be a little sparse.

I arrived late, having been stuck in traffic on the M6 for what seemed like years, and walked into the main hall not all that long before the auction began.



**The auction was very well attended, as usual**


There were lots of lots (pun intended!), from bread-and-butter species all the way through to some of the rarer types and plants galore all going at good prices. That should be enough, you'd think, to please everyone so I was astonished to overhear a group of smokers bitterly complaining that "there's nothing here." They weren't at the same auction I was! Steve Spence did the auctioneer's duties with his usual ability to extract the best amount from the pockets and purses in the audience with the least delay.



**Steve teasing money from the waiting throng**


The Show was based in a separate room, as it was last year, and it works well as the judges can do their work without the distraction of the auction. I believe numbers were similar to last year, even with the absence of Ian Fuller, which is nice to know. An unwelcome development for the CSG was to find a number of tanks bearing "No Photographs" stickers. As many of the restricted fish won prizes it meant that the Group cannot show its members the finest catfish in the UK. This has led to discussions in the CSG Committee about the advisability of allowing this in future.

Here are some of the fish I managed to photograph:



**Mike Metcalfe's *Amblydoras hancocki***

**Second in Class 11**



**D & L Speed's *Synodontis angelicus***

**Second in Class 17**




**One of Martin Hutton's L169 "Gold Stripe Tiger"**

**First in Class 25**





One of Bob Barnes' *Hypancistrus s furincilus*  
Second in Class 25



One of Mark Walters' Breeders Group of  
*Corydoras diphyes*  
Second in Class 29

---

**SPECIAL WINNERS 2009**

***Best Fish in the Show.***

Ian Fuller of CSG for a *Corydoras nanus* - Class 3

***Best Corydoradinae - Yvonne Cank Memorial Trophy***

Ian Fuller of CSG – Class 3 – *Corydoras nanus*

***Best from Classes 7-11***

Roy Blackburn of Castleford – Class 10 - *Leiocassis husii*

***Best Loricariidae***

Danny Blundell of CSG – Class 13 – *L similima*

***Best Pimelodidae***

Mike Kirkham of CSG – Class 18 – *Microglanis iherengi*

***Best AOV Catfish***

Roy Blackburn of Castleford – Class 23 – *Akysis prashadi*

***Best Pair***

Martin Hutton of CSG – Class 25 – *Panaqolus/panaque*

***Best Breeders***

Mark Walters of CSG – Class 30 – for his team of L066

***Best Catfish Over 300 mm***

No entries

***Junior Trophy***

No entries

## Open Show Results 2009

### 1: ASPIDORAS ENTRIES 3

1	Mike Kirkham	CSG A pauciradiatus	89
2	John Hetherington	CSG A. menezesi	85
3	Roy Johnson	Oldham C119	69

Sponsor: *Bjorn Lysebo - CSG Member*

### 2: BROCHIS ENTRIES 1

1	Mike Kirkham	CSG (not specified)	77
---	--------------	---------------------	----

Sponsor: *Ian Fuller - Corydorasworld.com*

### 3: CORYDORAS "A" <55mm SL[F]

#### ENTRIES 7

1	Ian Fuller	CSG C nanus	92
2	Mark Walters	CSG C elegans	83
3	Ian Fuller	CSG C bilineatus	82

Sponsor: *Ian Fuller - Corydorasworld.com*

### 4: CORYDORAS "B" >55mm SL

#### ENTRIES 11

1	Mike Kirkham	CSG C pulcher	87
2	Mike Metcalfe	N/A C gossei	86
3	Mike Kirkham	CSG C melanotaenia	85

Sponsor: *Keith Jackson - Editor, Cat Chat*

### 5: CORYDORAS C N°/Unidentified

#### ENTRIES 7

1	Bernie O'Neill	CSG S baininho	84
2	Ian Fuller	CSG C150	83
3	Ian Fuller	CSG C65	82

Sponsor: *Ian Fuller - Corydorasworld.com*

### 6: SCLEROMYSTAX ENTRIES 5

1	John Toon	CSG S barbatus	82
2	Mark Walters	CSG S prionotus	81
3	Bernie O'Neill	CSG S prionotus	80.5

Sponsor: *Ian Fuller - Corydorasworld.com*

### 7: AOV CALLICHTHYIDAE ENTRIES 1

1	Mark Walters	CSG (Not specified)	79.5
---	--------------	---------------------	------

Sponsor: *Ian Fuller - Corydorasworld.com*

### 8: ASPREDINIDAE ENTRIES 4

1	Roy Blackburn	C'ford B amaurus	84
2	Neil Dobinson	W'ton B amaurus	82
3	Neil Dobinson	W'ton B amaurus	81.5

Sponsor: *Richard Edge - Midland Waterlife*

### 9: AUCHENIPTERIDAE ENTRIES 2

1	Mark Walters	CSG C romani	87
2	Mike Kirkham	CSG T exillis	86

Sponsor: *Richard Edge - Midland Waterlife*

### 10: BAGRIDAE ENTRIES 4

1	Roy Blackburn	CSG L husii	84
2	D & L Speed	CSG P siamensis	83.5
3	Mark Walters	CSG B dayi	83

Sponsor: *Reef & River - Morecambe*

### 11: DORADIDAE ENTRIES 5

1	D & L Speed	CSG A hancocki	84
2	Mike Metcalfe	N/A A hancocki	83
3	Adrian Taylor	CSG A hancocki	80

Sponsor: *In Memory of Terry Ward*

### 12: LORICARIIDAE <130mm ENTRIES 3

1	Roy Johnson	Oldham O vittatus	83.5
2	Mark Walters	CSG P braueri	83
3	Roy Johnson	Oldham O vittatus	82.5

Sponsor: *Julian Dignall - www.planetcatfish.com*

### 13: LORICARIIDAE >130mm ENTRIES 4

1	Danny Blundell	CSG L similima	87
2	Neil Dobinson	W'ton D orinoco	85
3	D & L Speed	CSG B demantoides	84

Sponsor: *Julian Dignall - www.planetcatfish.com*

### 14: LORICARIIDAE L & LDA N° <130mm

#### ENTRIES 6

1	D & L Speed	CSG L72	84
2	I & K Wallbridge	CSG L213	82
3	D & L Speed	CSG L333	81

Sponsor: *Julian Dignall - www.planetcatfish.com*

### 15: LORICARIIDAE L & LDA N° > 130mm ENTRIES 1

1	Mark Walters	CSG L249	74
---	--------------	----------	----

Sponsor: *Julian Dignall - www.planetcatfish.com*

### 16: MOCHOKIDAE <130mm ENTRIES 4

1	Mark Walters	CSG M emarginatus	90
2	Bob Barnes	CSG S lucipinnis	84
3	Ian Fuller	CSG M paynei	75

Sponsor: *Allan James - www.scotcat.com*



**17: MOCHOKIDAE >130mm ENTRIES 3**

1	Neil Dobinson	W'ton	S angelicus	86
2	D & L Speed	CSG	S angelicus	81
3	Danny Blundell	CSG	S brichardi	79

Sponsor: *Allan James – www.scotcat.com*

**18: PIMELODIDAE <100mm ENTRIES 4**

1	Mike Kirkham	CSG	M iherengi	80
2	Roy Blackburn	C'ford	M iherengi	79
3	D & L Speed	CSG	M iherengi	78

Sponsor: *Roy Barton – Auction Manager*

**19: PIMELODIDAE >100mm ENTRIES 0**

Sponsor: *Dave Barton – Auction Manager*

**20: COLDWATER CATFISH ENTRIES 1**

1	Roy Blackburn	C'ford	Mad Tom sp	81
---	---------------	--------	------------	----

Sponsor: *Hikari*

**21: AOV CATFISH - SOUTH AMERICAN ENTRIES 1**

1	Roy Blackburn	C'ford	I metae	81
---	---------------	--------	---------	----

Sponsor: *Aquarian*

**22: AOV CATFISH - AFRICAN ENTRIES 1**

1	Roy Blackburn	C'ford	S marmoratus	76
---	---------------	--------	--------------	----

Sponsor: *Aquarian*

**23: AOV CATFISH - ASIAN ENTRIES 5**

1	Adrian Taylor	CSG	A prashadi	84
2	Adrian Taylor	CSG	A longifilis	83
3	C & S Dixon	C'ford	H horai	79

Sponsor: *Adrian Taylor – www.hillstreamcatfish.com*

**24: PAIRS CORYDORADINAE ENTRIES 9**

1	Paul Dixon	CSG	C113	87
2	Dave Bent	CSG	Csterbai	85
3	Dave Bent	CSG	C sp	78

Sponsor: *Brian Walsh - g.b.w@live.co.uk*

**25: PAIRS LORICARIIDAE inc L&LDA N° ENTRIES 2**

1	Martin Hutton	CSG	L169	87
2	Bob Barnes	CSG	H furinculus	79

Sponsor: *Brian Walsh - g.b.w@live.co.uk*

**26: PAIRS AOV S AMERICAN ENTRIES 2**

1	Roy Blackburn	C'ford	B amaurus	81
2	John Hetherington	CSG	T perugiaae	80.5

Sponsor: *Bill Hurst - CSG Committee Member*

**27: PAIRS AOV AFRICAN ENTRIES 2**

1	Roy Blackburn	C'ford	S batesii	73
2	Bob Barnes	CSG	S polli	72

Sponsor: *Tetra*

**28: PAIRS AOV ASIAN ENTRIES 3**

1	Roy Blackburn	C'ford	A prathadi	84
2	Mark Walters	CSG	B dayi	80
3	Adrian Taylor	CSG	A maculipinnis	79

Sponsor: *Tetra*

**29: BREEDERS CORYDORADINAE ENTRIES 9**

1	Dave Bent	CSG	C003	82.5
2	Mark Walters	CSG	C diphyes	82
3	Dave Bent	CSG	C aeneus BL	81.5

Sponsor: *Steve Spence - Aqualife*

**30: BREEDERS LORICARIIDAE Inc L&LDA ENTRIES 7**

1	Mark Walters	CSG	L066	85
2	Bob Barnes	CSG	L333	83.5
3	Mark Walters	CSG	L144	83

Sponsor: *Danny Blundell - CSG Treasurer*

**31: BREEDERS AOV S AMERICAN ENTRIES 0**

Sponsor: *Steve Prichard - Southern Representative*

**32: BREEDERS AOV AFRICAN ENTRIES 1**

1	Bob Barnes	CSG	S polli	79
---	------------	-----	---------	----

Sponsor: *Bob Barnes - CSG Membership Secretary*

**33: BREEDERS AOV ASIAN ENTRIES 0**

Sponsor: *King British*

**34: FAMILY CLASS – Pair & Breeders Team**

**ENTRIES 4**

1	Mark Walters	CSG	C diphyes	164.5
2	Dave Bent	CSG	C semiaquilus?	164
3	Bob Barnes	CSG	H furinculus	159

Sponsor:

**35: BREEDERS MASTER CLASS ENTRIES 4**

1	Mark Walters	CSG		250
2	Bob Barnes	CSG		247.5
3	Dave Bent	CSG		243.5

Sponsor:



# Convention by the Sea

5<sup>th</sup>-6<sup>th</sup>-7<sup>th</sup> March 2010

Prince of Wales Hotel  
Lord Street, Southport  
Merseyside PR8 1JS

## Speakers

*Dr. Peter Burgess - The Fish Doctor*

*Dr. Michael Hardman - Ichthyologist*

*Adrian Taylor - CSG Hon. Secretary*

*Ingo Seidel - Prof. Aquarist/Author*

*George Farmer - UK Aquarium Plant Soc.*

*Markos Alexandrou - Bangor University*

*Contact : Ian Fuller*

*chairman@catfishstudygroup.org*



# Catfish Study Group

## Spring Aquatic Auction



**Sunday 21 March 2010**  
**Highfields Working Men's Club**  
**Ratcliffe Street, DARWEN Lancs**

Normal entry rules apply  
Any fish other than painted accepted  
Name & Tel No on electrical goods  
Suitable containers for livestock, etc.  
[ If unsure of the rules ask when booking in ]

**CSG Commission 15%**

Booking in:

**Auction Manager: David Barton 01942 248130**


*Or from 11.00 on the day - Auction to start 13.00*

CANTEEN

*Hot & Cold Food & Drinks & Bar*

# An Aquarist's Crossword Puzzle

By Martin Hutton



## Across:

- 1 - A site to see (2 words)
- 4 - Emerald catfish is one
- 6 - Chaetostoma is four animals? (2 words)
- 7 - What the L?
- 11 - Talking fish?
- 12 - Farlowella, commonly (2 words)
- 13 - A small Cory
- 14 - Corydoras paleatus is not salted
- 15 - Ian Fuller's kingdom (2 words)
- 16 - Not a bear or a cuddly toy (2 words)
- 17 - A very small Cory

## Down:

- 2 - Bristlenose
- 3 - L200 is not high (2 words)
- 4 - These catfish could be duelling
- 5 - Common tank buster (3 words)
- 8 - Yet another small Cory
- 9 - Cool cat with a beard
- 10 - L046 (2 words)





## The Frogmouth Catfish *Chaca chaca* (Hamilton 1822)

Alan Holmes (Taken from Volume 1. Issue 2)

***Chaca chaca*:** Common name the frogmouth catfish, originate from Borneo, Burma, Sumatra and the Ganges-Brahmaputra drainage of India and Bangladesh. It was first discovered in 1822 by Hamilton, and then introduced in about 1938. The family of Chacidae consists of only one genus, that of *Chaca*, and of this three species belong to the *Chaca* genus, *Chaca bankanensis*, Bleeker 1852; *Chaca burmensis*, Brown and Ferraris 1988, and , as already mentioned, *Chaca chaca*, Hamilton 1822.



The base colour of the *Chaca* is a light to dark brown mottled in places along the entire length of the body, whereas the underbelly has a reddish/brown tinge. The fins are similarly coloured to the general body colour, dorsal and pectoral fins are small whereas the ventral fins are large fan like fins. The eyes are very small whereas the ventral fins are large fan like fins. The eyes are very small, and almost appear to be on stalk like protuberances. I am still a little uncertain as to whether they have good eyesight, as they appear to ignore foods offered in front of them and yet, at other times will snap something up in the blink of an eye.

The pectoral and dorsal fin spines on *Chaca*'s are stated as short and sharp enough to inflict serious damage. In the wild, *Chaca chaca* bury themselves in the mud, it is not uncommon for fishermen to receive wounds from stepping on them, there is, however, no reports of venom in the spines. The *Chaca* has four short widely spaced barbels at the corners of its mouth and under its chin. The lateral line also appears to be very prominent and stands out from the body.

The sexual differences are still a little uncertain for the *Chaca* but they have been bred in captivity. One amusing footnote I read somewhere was that the fish is "sometimes predaceous and not suitable for a community aquarium" – well what a surprise!

This nocturnal species is supposed to only be active when feeding, this I have found to be so sometimes incorrect. As the *Chaca* that I have can be quite active during the day, this may be moving from one position to another and generally moving around the tank, but it is not totally inactive all day. It has a preference to bury itself beneath the gravel and sometimes the only way you can see where it is, is by the movement of the gravel on its gill covers.

Some species of fish that are quite small to medium sized are at risk from the *Chaca* whilst they rest and this I can well imagine to be true. The *Chaca* forages around the tank on a night, and will no doubt tackle fish this size, and larger when they are hungry.

Water conditions are about standard, they appear to have no special requirements, they are reputed to tolerate variances from pH 6 to pH 8, so there is a fair amount of tolerance from acidic to alkaline (though not in one go). Hardness is listed as 40 to 250 dGH? Various places of refuge are required, such as outcrops of slate or rock, large halved plant pots or clay pipes. Plants will not be damaged, but I have already noticed they have a preference to bury themselves, so any plants that get in the way are uprooted and usually end up as floating plants, unless potted and well covered with a layer of gravel.



There is a difference of opinion as to whether the *Chaca* uses its barbels in a similar technique to that of the Marine Angler Fish, in that they use their maxillary barbels around their mouth parts to resemble worms, or some other aquatic delicacy and entice unsuspecting fish near them. Once within reach they suck in the surrounding water into the cavernous mouth they possess, and goodbye fish hello lunch. Another train of thought is that they wait in ambush and attack without the use of any barbels. As for my opinion, I



remain neutral, only the Chaca's or their victims can tell us the answer to that question!

The *Chaca chaca* that I now possess are 17 cm (6¾ in) in length, and at the broadest point across it's head it measures 6.5 cm (2½ in). The smaller of the two is 12.5 cm (5 in) in length and approximately 5 cm (2 in) across the head. These share accommodation with eight *Erpetoichthys calabaricus* (reedfish), all without any problems so far! The two species will be separated soon as the reedfish will be going into larger quarters with, hopefully, another 12 reedfish, and the Chaca's will be kept with a few more of their own kind, should any make an appearance in the shops.

The water temperature is 78f (26c) and is at pH 6.9. The substrate is mainly small pea gravel with a light mix of bird sand with the cockle shell sifted out, otherwise the cockle shell can buffer the water to a slightly more alkaline level.

Places of refuge are supplied by mopani wood and halved clay pots, there is also a crocus clay plant pot that the reedfish mainly reside in. Plants are a selection of cryptocorynes, large vallisneria and Java fern.



Chaca's live on a diet of crustaceans, fish, earthworms and just about anything foolish enough to get too close to that cavernous mouth. At present the Chaca's I keep are feeding on large earthworms, and tablet food, chopped mackerel; sprats and trout; crickets; mealworms and waxworms. The earthworm cultures I keep for feeding the fish are fed on a variety of tropical flake foods, so I have no problem with the nutritional intake, and the crickets are fed an additional nutrient and vitamin diet of the gecko's so everything is well gut loaded.

I have also observed on a several occasion's that Chaca's do consume algae wafers, they take these with great relish, possibly the mixture of algae and fishmeal appeal to the fish, either way, they are consumed as soon as they are detected. It also backs up the theory by other people who believe that the Chaca's may also graze or consume algae. Whichever theory anyone believes, I can vouch for the fact that Chaca's appreciate algae in their diets.

They do have a tendency to sit in one position for long periods of time and then move onto somewhere else. They also swim in the middle reaches of the aquarium

every now and again, and sometimes have a preference for resting on the side of the glass between the plants. As previously mentioned, they spend a good deal of time buried under the gravel, so tank maintenance and gravel siphoning should be done with a little extra caution.

As I have not experienced any problems with the Chaca's, I will keep my eye out for more. Hopefully, I may get the conditions as they prefer for breeding, if so, and I manage to keep a good record of the conditions, I will let you know the water parameters and any other influences I think important.

Alan Holmes 12.12.99

References


Riehl, R. & Baensch, H.A. 1996 "Aquarium Atlas III" (Tetra Press) 1104pp

Roberts, T.R. A Revision of the South and Southeast Asian Angler-Catfish (Chacidae) (No other details)

Sands, D.D. 1986 A Fishkeepers Guide to African & Asian Catfish (Salamander Books) 80pp

All Photographs in this article are by kind permission of Erwin Schraml


## CATFISH FROM WORLD WAR 1



Trevor Morris found a picture of a warship and noted the resemblance to a certain catfish.

He asks "Is this just a coincidence or do you think that black and white camouflage protects catfish from enemy aircraft?"

If you have any inside knowledge, please don't tell Ingo Seidel. He may want to try and breed them.



(Taken from Volume 1, Issue 1)



## The Catfishes of Asia

### Family Bagridae part one

by R. Shane Linder

shane@planetcatfish.com

(Taken from Volume 1, Issue 1)

**Author's Note:** *This series was originally written in early 1997. Since that time there has been enough taxonomic work done on the family Bagridae to warrant an update. At Ian Fuller's urging, I have updated the series as a whole for the millennium rather than just issue an article containing corrections. The updated series contains not only taxonomic changes but also identification corrections and a host of other new information.*

Of all of the catfishes in the world, hobbyists are probably the least familiar with those species that come from Asia. These days even general pet stores often carry a wide assortment of loricatoriids, pimelodids, and *Corydoras* from South America. Catfishes from Africa that used to be considered rare, such as *Synodontis angelicus* and *S. multipunctatus*, can now be found with little effort. However, try find a single Asian catfish, other than a Glass cat (*Kryptopterus bicirrhis*) or Iridescent Shark (*Pangasius hypophthalmus*), and the hunt is on! Multitudes of barbids, danios, rasboras, and gouramis from Asia are widely available in our hobby and yet the catfish that share habitats with all of these common fish are rarely available. It is the purpose of this series of articles not only to inform the reader, but also to pique more interest in this understudied area of our hobby.

Asia, including the subcontinent of India, is home to wide variety of catfishes. Catfishes from the families Cranoglanididae, Siluridae, Schilbeidae, Clariidae, Akysidae, Amblycipitidae, Heteropneustidae, Parakysidae, Chacidae, Pangasiidae, Plotosidae, Ariidae, Sisoridae, and Bagridae can all be found in Asia. One of the largest families in Asia is the family Bagridae. Bagrids are of special interest to us because more species of this family are available in the hobby than of any other Asian catfish family.

The family Bagridae has a huge range and members of this family can be found throughout all of Asia, Africa, and the Middle East. The bagrids are also a very diverse family ranging from *Bagrus meridionalis*, the largest fish native to Lake Malawi, to the diminutive *Hyalobagrus ornatus* of Southeast Asia that rarely exceeds one inch. Bagrids are sometimes referred to as Old World pimelodids and many bagrids do in fact look very similar to some pimelodids. Perhaps it would be fairer though to refer to pimelodids as New World bagrids since many scientists believe that several other catfish families evolved from a bagrid-like ancestor. More than one aquarium book has a

photo of a pimelodid that is mislabeled as a bagrid. However, bagrids with barbels can be distinguished from pimelodids easily as pimelodids always lack nasal barbels.

At present, Bagridae is divided into two subfamilies. The subfamily Bagrinae includes: *Bagrus* (restricted to Africa), *Aorichthys*, *Bagrichthys*, *Bagroides*, *Batasio*, *Hemibagrus*, *Horabagrus*, *Hyalobagrus*, *Leiocassis*, *Myxus*, *Neotropius*, *Olyra*, *Pelteobagrus*, *Pseudobagrus*, and *Pseudomyxus*. The second subfamily, Ritinae, includes: *Rita* and *Nanobagrus*. This arrangement follows the 1991 revision of the family by Tianpei Mo. Much of Mo's work has been recognized as valid, but some of it has not. Mo placed *Horabagrus* in the family Schilbeidae, but subsequent authors have moved this genus back into Bagridae. Mo also moved *Neotropius* from Schilbeidae to Bagridae, but later authors have not followed this placement. Mo's decision to retain *Bagrus* in Bagridae is also problematic. Mo recognized that all the other African genera belonged in their own families and created the African families Claroteidae and Auchenoglanidinae. With the exception of this one genus, Bagridae is an entirely Asiatic family.

Let us begin our tour of bagrids imported for the aquarium hobby with the three closely related genera: *Batasio*, *Chandramara*, and *Rama*. At various times these three genera have been retired or resurrected and the species in each have been placed in the others. The most recent work, Jayaram 1999, resurrected *Chandramara* and *Rama*. The genus *Batasio* presently contains three species. Members of this genus are mainly found in India and it is likely that there are valid members of this genus in Southeast Asia currently placed under *Batasio tengana*. Although not common, the Southeast Asian species placed in *Batasio tengana* are the most widely available in the hobby. The photo on page 307 of Baensch's [Aquarium Atlas III](#) labeled *Batasio tengana* is actually a photo of *Leiocassis micropogon* from Southeast Asia. The reason for differentiating between the *Batasio tengana* of India and that of Southeast Asia is because the two fish look very different and, in my opinion, represent two or more distinct species.

The *Batasio tengana* from Southeast Asia has been bred in captivity. The fish spawned in soft neutral water, but raising the 200 plus fry proved difficult. *Batasio*, like most other bagrids, are easy to sex. The male has a visible genital papilla just fore of the anal fin. I have also observed that gravid female *B. tengana*



(SE Asian form) are easy to identify because the pink eggs can be seen through their semi-transparent belly when they swim near the aquarium light. Both *B. tengana* do well in captivity. It appears that all *Batasio* are rapids dwellers and need a lot of current and a high oxygen content. The temperature for the Indian species should remain between 68-72F. The Southeast Asian form will tolerate slightly warmer waters. In Malaysia, the Southeast Asian form was collected with below a waterfall along with *Glyptothorax* species and hill stream loaches. Another species of *Batasio* found in the hobby, if you have a good eye, is *B. batasio*. This fish hails from northern India where it shares its habitat with another bagrid *Mystus vittatus*. *B. batasio* bears a remarkable resemblance to *M. vittatus* and it takes some practice to tell the two apart. The relationship between these two fish really needs further study because it appears that *B. batasio* is a sort of "imitator" catfish like members of the genus *Brachyrhamdia*. The best way to tell these fish apart is to look at the barbels. Those of *B. batasio* do not extend beyond the head. *B. batasio* reaches a maximum length of about four inches. The final *Batasio* species, *B. travancoria*, is rare in its natural habitat and has only once been imported to the U.S. The fish is an overall golden brown with a dark streak along the lateral line. I found this fish very difficult to maintain and believe they may be a specialized feeder. In captivity my specimens slowly lost weight over six months and perished one by one. They were treated for internal parasites, but the main problem was that they showed little interest in all foods offered. If this species is imported again hobbyists will need to experiment to find the proper diet to maintain this fish in captivity.

*Chandramara chandramara* may also be found occasionally. This fish is constantly moved from genus to genus. Just as the hobby was becoming used to the name *Batasio chandramara*, Jayaram moved the fish back to *Chandramara*. It should also be noted that Talwar and Jhingran placed this fish in *Rama*. So in the last ten years this wonderful little fish has been in three genera. *C. chandramara* is a pretty little catfish with a semi-transparent speckled body. *C. chandramara* comes from India and is fully-grown at just over two inches. This small schooling bagrid is often referred to as the Asian *Corydoras*. It also needs cooler temperatures. The final member of this group, *Rama rama*, does not appear to have been imported. It looks very much like *Chandramara* but lacks the spots.

The genus *Pelteobagrus* consists of about twenty species that are found mainly in China, Korea, and other parts of Northern Asia. Sadly, only one species of this genus makes it to the American aquarium trade, *P. fluvidraco*. It is most often found under the name "Chinese Dragon Catfish". This fish comes from northern China and southeast Siberia. It is not a tropical fish and requires cooler temperatures. This fish is a good candidate for the outdoor pond.

In 1998 Ng Heok Hee and Maurice Kottelat created the genus *Hyalobagrus* for the small SE Asian bagrid known to the hobby *Pelteobagrus ornatus*. During their research, Ng and Kottelat discovered that there are actually three dwarf bagrids from SE Asia that belong to *Hyalobagrus*. These wonderful little transparent catfish are mid-water swimmers. They seem to do best in a heavily planted tank with tankmates that will not out compete them for food. These fish relish frozen bloodworms and will gorge themselves on them. All *Hyalobagrus* are sexually dimorphic, males possess a genital papilla, and gravid females are easy to spot since their blue-green eggs are visible through their bellies. To my knowledge none of these species have been bred in captivity, but this would certainly be a worthwhile project for the advanced aquarist.

In the next installment we will finish up the remaining genera of Bagridae imported for the aquarium hobby with the exception of the complex genus *Mystus* which deserves its own column.

Below is the current status, as of January 2000, for the above genera:

*Batasio* Blyth, 1860

*Batasio batasio* (Francis Hamilton, 1822) India: Teesta River, North Bengal & Bangladesh

*Batasio tengana* (Hamilton, 1822) India (Bangladesh?)

*Batasio sp aff tengana* SE Asia, the fish from Malaysia and Thailand appear to be distinct spp.

*Batasio travancoria* Hora & Law, 1941 Southern India

*Chandramara* Jayaram, 1972

*Chandramara chandramara* (Hamilton, 1822) North India & Bangladesh

*Rama* Bleeker, 1858

*Rama rama* (Bleeker, 1858) India: Assam

*Pelteobagrus* Bleeker, 1864

*Pelteobagrus sp. prox. crassirostris* noted by Jayaram, 1968 China

*Pelteobagrus crassilabris* (Gunther, 1864) China

*Pelteobagrus eupogoides* (Wu, 1930) China

*Pelteobagrus eupogon* (Boulenger, 1892) China

*Pelteobagrus fui* Miao, 1934 China

*Pelteobagrus fulvidraco* (Richardson, 1846) China, Japan, & Siberia: Amur basin

*Pelteobagrus hoi* (Pellegrin & Fang, 1940) China

*Pelteobagrus microps* (Rendahl, 1933) China: Chungking, Foochow

*Pelteobagrus nitidus* (Sauvage & Thiersant, 1874) China

*Pelteobagrus nudiceps* (Sauvage, 1883) Japan River Azusa, Biwa Ko, Himeji, Matsubara, Okayama, Sasayama

*Pelteobagrus ransonnettii* (Steindachner, 1887) Japan: Biwa Ko, Kochi, River Kyoto, Osaka

*Pelteobagrus tenuifurcatus* (Nichols, 1931) China: River Tsien Tang, Chungan Hsien, Suifu



*Pelteobagrus vachellii* (Richardson, 1845) China & Siberia  
*Pelteobagrus virgatus* (Oshima, 1926) Hainan Island: River Kachek, Nodoa  
*Pelteobagrus wangi* (Maio, 1934) China  
*Pelteobagrus wittenburgii* (Popta, 1911) China: Hangchow, Tient-sin Siberia: Rivers Amur, Sungari

*Hyalobagrus* Ng & Kottelat, 1998  
*H. flavus* Ng & Kottelat, 1998 Sumatra and  
*H. leiacanthus* Ng & Kottelat, 1998 Central Borneo  
*H. ornatus* (Duncker, 1904) Southern Malay Peninsula



**Bagrichthys macracanthus**



**Mystus bimaculatus**



**Chandramara chandramara**




**Mystus gulio.**

*Mystus gulio*, as presently understood, is a collection of brackish *Mystus* that likely represent many valid species.



**Hyalobagrus flavus.**

Gravid female. Note clearly visible eggs (greenish in colour).



**Pelteobagrus fulvidraco**



**Mystus cf. albolineatus.**

This fish matches the color description of *Mystus albolineatus* but the body shape is very different than the described species. The true *Mystus albolineatus* has a very high and long adipose. This appears to be an undescribed species



**NOT *Pseudomystus siamensis*.**

This appears to be the Malaysian form of *Pseudomystus stenomus*





## Breeding *Corydoras melanotaenia*

Mark Bryson

(Taken from Volume 1, Issue 2)

First described by Regan in 1912, *Corydoras melanotaenia* originates from Rio Manacacias, a tributary of the Rio Meta and from various other locations, in Colombia. Body colour is bronze with a yellowish sheen. What catches your eye are the clean fins with bright golden/orange colouration. This colour is more pronounced when the fish are in good condition or ready for breeding.

I bought the fish on 6<sup>th</sup> March 1999, on one of our club raiding trips south of the border, at Huddersfield Aquatics. This is an excellent outlet that caters mainly for wild caught cichlids and catfish species. I purchased four male (3.5 cm) and two female *melanotaenia*, approximately 5 cm body size for what I thought was a bargain at £2.50 each.

I returned home and set them up in a 45 cm x 30 cm x 30 cm quarantine tank. Temperature 22c pH 6.5. Filtration was by air operated Bio 45 sponge and a corner box filled with ceramic pipes and crushed coral (this prevents the pH from dropping too low). The tank included a small glass trough filled with fine sand and was planted heavily with Java fern. Java moss was weighed down and placed on top of a piece of slate (10 cm x 15 cm). On the slate I had attached small feet which allowed the fish a hiding place and some security as I found them to be very skittish.

The fish were fed at least twice daily on a mixed diet of live white worm, grindal worm, Tetra Prima & Tetra Tabi Min.

The fish were kept in these conditions, until the 4<sup>th</sup> July 1999, when I re-located their tank to a higher position in the fish hut, which automatically increased the temperature by two degrees because of the space

heating. I let things settle down for three weeks and then decided to have a go at getting them to breed. (It's the same old story of when you talk to other aquarists who say they have bred *Corydoras melanotaenia* years and years ago without any problems but they never really enlighten you as to how they did it).

I did my weekly 25% water changes to all my tanks but I carried out a 40% change to the *melanotaenia* tank using water straight from the domestic supply pH 8.3, temperature below 16C. Fortunately this had no adverse effect on the fish. Quite the reverse because 72 hours later (29<sup>th</sup> July) they spawned. The water parameters at time of spawning were Temp 20c, pH 6.9.

Spawning


### Day 1.

The first eggs I found were when I went out to the fish hut to feed the fish at 6.30 pm. Eggs are ivory in colour and measure 1.5 mm. These had been placed at two different sites within the tank.

Site 1 was on the front glass about 3 cm from the water surface approximately 150 placed in a group 3 cm in diameter with the eggs on top of each other in the same manner that *Corydoras barbatus* lay their eggs.

Site 2 had double the quantity of eggs, the only difference being that some of the eggs were caught up in some Java moss and only 10 cm from the bottom of the tank.

For the purpose of this experiment I divided the eggs into three separate show tanks with water from the breeding tank. An airline was added with slow





turnover to give slight water movement and treated as follows:

Site 1 spawning (surface) small amount of methylene blue was added and then removed after 30 minutes by a 95% water change using water from the breeding tank.

Site 2 spawning (bottom) I divided into two separate tanks and labelled them Site 2 and 3.

Site 2 eggs were left as they were with nothing added to the water.

Site 3 methylene blue was added and left for 12 hours and then a 95% water change was done the following morning using water from the breeding tank.

#### Day 2.

All eggs had now changed colour to light tan, some were eyeing-up. Only six eggs fungused in all of the show tanks. These were removed.

#### Day 3.

10 am. I carried out a water change to all three tanks after I removed a total of six white fungused eggs.

#### Day 4.

90% water change was carried out in all small tanks. Again I removed a couple of bad eggs. By the evening most of the eggs had hatched

#### Day 5.

I carried out water changes to all tanks and removed any shells or dead fry. The fry from lot 2 had started to die off and this had a knock on effect. By the time I returned later in the afternoon, all fry from lot 2 were dead.

#### Day 6.

Still keeping lots 1 and 3 separate, I transferred the fry into larger tanks (20 cm x 12 cm x 12 cm) with a Bio-foam 45 sponge filter added. Feeding started with micro worm. Prior to each feeding a 50% water change was done using water from the main breeding tank.

#### Day 7.

All fry were looking well and feeding now was alternated between micro worm and newly hatched brine shrimp. I ensured that a 50% water change was carried out prior to each feeding.

#### Day 10.

I transferred the fry to 30 cm x 20 cm x 20 cm tanks and they were fed as much brine shrimp as they could eat with a few feedings of grindal worm. Water changes were increased accordingly.

#### Day 14.

All fry were moved into the same tank (45 cm x 45 cm x 30 cm). I stopped feeding brine shrimp and concentrated on feeding grindal worms, Tetra Prima and Tetra Tabi Min. The fry were now beginning to look like the adults, the only difference being the fins had not coloured up.

#### Day 30.

All fry were moved to 1015 cm x 45 cm x 30 cm tank. Trickle filter filled with ceramic pipes and crushed coral powered by Fluval 4 internal filter. It is a very rewarding sight to watch up to 300 *Corydoras* fry moving about the bottom of the tank on the lookout for food.

#### Summary.

I normally like to keep eggs and fry with the parent fish. I believe fry grow faster in that environment. On this occasion I was quite glad that I did remove most of the eggs because I have never seen a single fry in the parents tank. I know I didn't manage to remove all the eggs at the beginning therefore, from my experience with *C. melanotaenia*, I have observed that they are egg and/or fry eaters.

As to the experiment with methylene blue, I'm not too sure what to do about that for the best. I think I'll stick to the method of breeding corys that I have used quite successfully for the last few years, only changing things if the fish are a new species to me. If I do happen to get them to spawn, I normally remove most of the eggs and hatch them in the manner which I have written about, until I know the adults are not going to eat the eggs or fry.

©Mark Bryson can be contacted by e-mail <mark.bryson@bigwig.net>

This article was written for Paisley & District Aquarist Society, Catfish Study Group UK (formerly The Northern Area Catfish Group) and Allan James' website 'ScotCat'.





## The submerse residence of the loricariid *Hemiancistrus medians* (Kner, 1854): a catfish found its home after 138 years

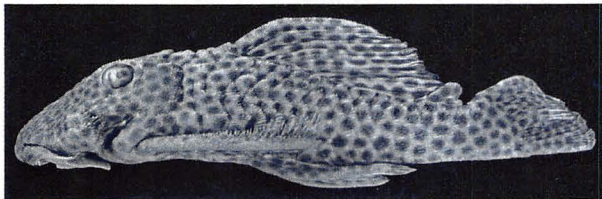
by Isaïc J. H. Isbrücker

Vertebraten/Ichthyologie, Zoölogisch Museum Amsterdam, Universiteit van Amsterdam, Postbus 94766, 1090 GT Amsterdam, Nederland

(Taken from Volume 1, Issue 3)


**The bulk of commercially imported animals (and of plants for that matter) is transferred from one owner to the next without detailed information about the locality from which they had originally been taken. In the past, many species were described with wrong or even without locality information at all.**

When it concerns an identifiable, thus known species, the only disadvantage may be that we cannot be certain whether such specimens came from a known or from a hitherto unknown place. It frequently happens, however, that imported animals are specimens that represent unknown species (they are new to science, such is the common expression). The scientist confronted nowadays with such a case is facing a dilemma, even when the new species is clearly distinct from its closest relatives. The lack of any detailed knowledge about the original locality (called the type locality, an important bit of information) is a severe drawback. It frequently takes many years - and more often than not a little bit of luck - before one is able to retrieve the place from which such animals must have been gathered. In view of the serious handicap yielded by specimens of new species of unknown provenance, scientists have rightfully shown great reluctance, even ignorance, to use them in establishing a new species until such a time that reliable information about its natural residence becomes available.



The Austrian ichthyologist Rudolf Kner [1810 — 1869] published descriptions (1854a, 1854b) of all of the species of Loricariidae present at the time in the Vienna Museum, mainly those collected by Johann Natterer during his long sojourn in Brazil: 18 years, in which he collected 1617 specimens of fishes (Papavero, 1971). Kner (1854b: 256) stated: "...finally, I add some observations I made in the various German museums which I visited most recently on account of this family of fishes. This contributed in several ways to the extension of my knowledge about this group." He continued on the same page: "All the museums combined which I visited in Germany do not yield the richness in species, which the Imperial Museum [in Vienna, Austria] possesses alone; moreover, the identifications are not always quite reliable." ... "Besides these I only found ... a hypostomid in the Royal Museum of Stuttgart, erroneously named *barbatus*, which is lacking from the 'Court-Naturalia-

Cabinet' at home. It is an *Ancistrus* with a stocky appearance, a dorsal fin with few rays, keeled and coarsely toothed trunk scutes, a bundle of very long hooks with a form like those in *Anc[istrus] mystacinus* m. [Kner, 1854, then also a new species] and the following species, with a short head, broad snout, large eyes, very long pelvic fins reaching beyond the anal fin and very prickly pectoral fins; trunk and fins are covered with large, dark spots, the abdomen is close-set with small scutelets. Even the last character alone distinguishes it from all other species with which I am acquainted, since I do not know any other *brachypterin* [meaning short-finned] *Ancistrus* [meaning provided with barbed hooks] with an abdomen covered with scutelets, which, in contrast, is characteristic of all the *macropterin* [= long-finned] *Lictores* [after 'lictor,' a minor officer among the Romans, from the Latin verb *ligare*, meaning to bind, alluding to the bundles of bound rods which he bore]. While therefore this species represents the intermediate link between both groups, the name *Anc[istrus] medians* would probably appear to be not inappropriate."




This completed the description of this species when new to science. Kner (loc. cit.: 281) mentioned its systematic position, without adding data. Apparently he had examined only one specimen (which is then the holotype), although it is not impossible that he had seen more than one specimen (which are then syntypes) while writing the description. Size nor locality were recorded by Kner.

On the basis of this description only, Pieter Bleeker (1862) established a new genus for Kner's species, which he named *Hemiancistrus*.

Albert Günther (1864) considered *Hemiancistrus* as a subgenus of *Chaetostomus* [the correct spelling of





which is *Chaetostoma*]. He gave a rather detailed description of two "fine specimens" from Surinam of his "*Chaetostomus medians*" which were purchased of Mr. [August] Kappler, but Günther provided the reference to Kner's description with a question mark. He added: "I have no doubt that our specimens are identical with *Ancistrus medians* of Kner, although he describes the belly as densely covered with small shields [Günther, however, observed: "Thorax and belly nearly entirely naked, being covered with patches of small granulations only laterally and anteriorly."]; M. Kner saw his specimens in the Stuttgart Collection, which received them from the same source as the British Museum."


Charles Tate Regan (1904) placed *Hemiancistrus* as a synonym of his *Ancistrus* (which was a genus completely different from the one we call *Ancistrus* nowadays) and again described the same two specimens which had been available by Günther 40 years before; the largest one measured 220 mm in total length.

In February 1989 I learned that Dr Ronald Fricke, Curator of Fishes of the Staatliches Museum für Naturkunde in Stuttgart was preparing a catalogue of type specimens of fishes in his collection. In reply to a letter of mine he noted that in the old catalogue there were records of three specimens, identified as "*Chaetostomus medians* Kner". One was a dried specimen, collected by Kappler in 1848 (before Kner's description), the other two were adults preserved in alcohol, also collected by Kappler but in 1860 (after this description). Further correspondence with Dr Fricke, including a comparison of specimens with photos yielded (20-III-1991) that the holotype of *Ancistrus medians* must be considered lost, since there does no longer exist a dried specimen from 1848, the characters of which match Kner's description. Fortunately, in the Stuttgart Museum (SMNS 791) the two specimens in alcohol of *Hemiancistrus medians*, collected by Kappler in 1860 are in good condition.

They originated from the Rivière Marouini (spelled Marowini Rivier in Surinam), downstream of the village Epoia, Maroni (Marowijne in Surinam) river system in French Guiana, to which I restricted the type locality (Isbrücker, 1992: 57). Previously, this area was Surinamese territory.

The specimens illustrated in my previous (and this) note were collected by Dr Jean-Pierre Gosse at the type

locality on 22 October 1969. Finally, it is not only possible to redescribe *Hemiancistrus medians*: because it is the type species of the genus it is also possible to prepare a meaningful revision of *Hemiancistrus*. The illustrations of the habitus of this important species, published in my note of 1992 possibly were the first such illustrations ever issued. The conspicuously long odontodes on the pectoral fin spine in the adult may or may not indicate a sexual difference of the male.



### Acknowledgements

I am grateful to Dr Ronald Fricke of the Staatliches Museum für Naturkunde, Stuttgart, to Dr Jean-Pierre Gosse of the Institut Royal des Sciences Naturelles de Belgique, Brussels, for information and for the loan of material, and to Mr Rainer Stawikowski, Gelsenkirchen (Editor in Chief, DATZ, Die Aquarien- und Terrarien Zeitschrift) for moral support.

### References

- Bleeker, P., 1862 Atlas ichthyologique des Indes orientales néerlandaises, publié sous les auspices du Gouvernement colonial néerlandaises: Siluroïdes, Chacoïdes et Hétérobranchoïdes, 2: 1-112, pls. 49-101 (Fr. Muller, Amsterdam).
- Günther, A. [C. L. G.], 1864 Catalogue of the Physostomi, containing the families Siluridae, Characinidae, Haplochromidae, Sternoptichidae, Scopelidae, Stomiatidae, in the collection of the British Museum. In: Catalogue of the fishes in the British Museum, London, 5: i-xxii, 1-455 (Trustees British Mus. (Nat. Hist.), London).
- Isbrücker, I. J. H. 1992 Ein Fisch findet nach 138 Jahren sein Zuhause. Der verborgene Fundort von *Hemiancistrus medians* (Kner, 1854).- Die Aquarien- und Terrarien Zeitschrift (DATZ, Special Issue Harnischwelse [mailed catfishes]): 56-57.
- Kner, R., 1854a Die Panzerwelse des k. k. Hof-Naturalien-Cabinetes zu Wien. I. Abtheilung: Loricarinae.- Denkschr. Akad. Wiss. Wien, mathem.-naturwiss. Cl., 6: 65-98, 8 pls.
- Kner, R., 1854b Die Hypostomiden. Zweite Hauptgruppe der Familie der Panzerfische (Loricata vel Goniodontes).- Denkschr. Akad. Wiss. Wien, mathem.-naturwiss. Cl., 7: 251-286, 5 pls.
- Papavero, N., 1971 Essays on the history of neotropical Dipterology. Vol. I: i-vii, 1-216 (Mus. Zool., Univ. São Paulo).
- Regan, C. T., 1904 A monograph of the fishes of the family Loricariidae.- Trans. zool. Soc. London, 17 (3): 191-350, pls. 9-21.

---

## Dates for Your Diary

---

2010

<b>January 17th</b>	Annual General Meeting
<b>February 21st</b>	Meeting - topic to be arranged
<b>March 5th-7th</b>	Annual Convention, Prince of Wales Hotel, Southport
<b>March 21st</b>	Spring Auction (Pre booking David Barton 01942 248130)
<b>April 18th</b>	Meeting - topic to be arranged
<b>May 16th</b>	Speaker & Mini-auction (Pre booking David Barton 01942 248130)
<b>June 20th</b>	Meeting - topic to be arranged
<b>July 18th</b>	Meeting - topic to be arranged
<b>August 15th</b>	Speaker & Mini-auction (Pre booking David Barton 01942 248130)
<b>September 19th</b>	Annual Show and Auction
<b>October 17th</b>	Meeting - topic to be arranged
<b>November 21st</b>	Autumn Auction (Pre booking David Barton 01942 248130)
<b>December 12th</b>	Christmas meeting - not to be missed :-)

Members are invited to attend any Committee Meeting as observers. Committee Meetings are held after Group Meetings, with the exception of the Convention and the Christmas Social. Please contact the Secretary if you would like to attend.

---

## Magazine Closing Dates

---

Normally the 1st of the Month of Publication. From 2010 (Volume 11) January, April, July and October

*Please note:* When submitting articles, if you supply all the images as separate files it makes them much easier to import into the software so that they display to their best advantage in Cat Chat. Please save the files in RTF or Word 98/XP .DOC format, not the later .DOCX format. Please do not send PDF files.

Production of Cat Chat is sponsored by:







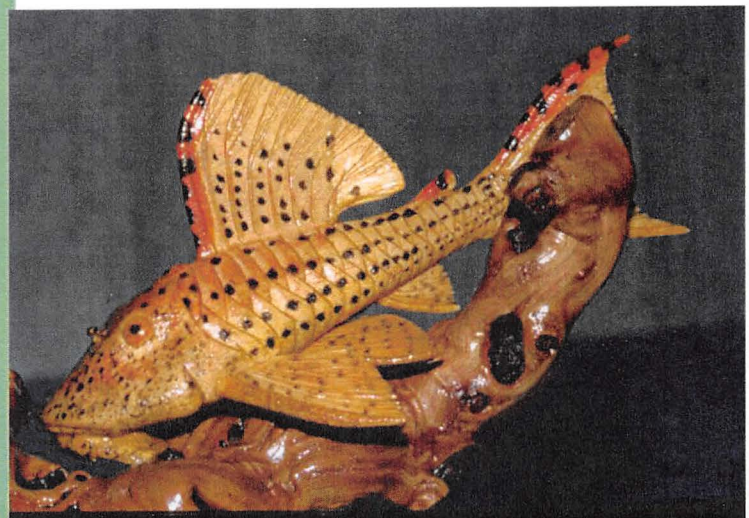
# G.B.W

## Products & Services



**High Class Joinery  
Furniture  
Wood Carvings  
Commissions Undertaken**

Contact  
Brian Walsh  
Tel: (01254) 776567  
Mob: 07977 428 788  
Email: [g.b.w@live.co.uk](mailto:g.b.w@live.co.uk)





Have You Heard  
Postage is Free @  
[Midlandwaterlife.com](http://Midlandwaterlife.com)



For Top Service Shop Online

@

[midlandwaterlife.com](http://midlandwaterlife.com)

Or visit our shop:-

20 The Strand Bromsgrove

Worcs B61 8AB

Tel (01527)879207

**MIDLAND**  
**WATERLIFE**

Caring for your fish