

# ***CATCHAT***

**THE JOURNAL OF THE CATFISH STUDY GROUP**



**Convention 2013**

**Discovery of a new Doradid**

**Fish House Construction – Part 3**

**Literature Review**

**What's New**

**Spring Auction Report**

## Catfish Study Group Committee

President – Ian Fuller  
 president@catfishstudygroup.org  
 conventionmanager@catfishstudygroup.org

Secretary – Ian Fuller  
 secretary@catfishstudygroup.org

Vice-President – Dr. Peter Burgess

Editor - Mark Walters  
 editor@catfishstudygroup.org

Chairman – Adrian Taylor  
 chairman@catfishstudygroup.org

BAP Secretary – Brian Walsh  
 bapsecretary@catfishstudygroup.org

Treasurer – Danny Blundell  
 treasurer@catfishstudygroup.org

Show Secretary – Brian Walsh  
 showsecretary@catfishstudygroup.org

Membership Secretary – Mike O’Sullivan  
 membershipsecretary@catfishstudygroup.org

Assistant Show Secretary – Ann Blundell

Auction Manager – David Barton  
 auctionmanager@catfishstudygroup.org

Website Manager – Allan James  
 webmaster@catfishstudygroup.org

Assistant Auction Manager – Roy Barton  
 auctionmanager@catfishstudygroup.org

Floor Member – Bill Hurst

## Confirmed Diary Dates – 2013

Date	Meeting	Details
July 14th	CSG on Tour - Castleford Aquarist Catfish & Loach Show	
August 18th	Summer lectures & Sales meet	Michael Hardman and Steve Bishop At Derwent Hall
September 15th	CSG Show and Auction	At Derwent Hall
October 20th	TBA	At Highfield Hall
November 17th	Autumn auction	At Derwent Hall
December 10th	Christmas meeting	At Highfield Hall

Monthly meetings are held on the third Sunday of each month except for the December meeting, which takes place on the second Sunday. Meetings start at 1.00 pm and are held at the

**Darwen Valley Community Centre, Sudellside Street, Darwen, Lan’s BB3 3DL**

Auctions, Open Show and Spring and Summer Lectures will be held at the  
**Derwent Hall, George Street, Darwen, BB3 0DQ.**

The Annual Convention is held at  
**The Kilhey Court Hotel, Chorley Road, Standish, Wigan, WN1 2XN.**

# Contents

<b>Editorial and Notices .....</b>	<b>2</b>
<b>From The Chair– Adrian Taylor .....</b>	<b>3</b>
<b>Notices – Mark Walters .....</b>	<b>4</b>
<b>Convention 2013 – Allan James .....</b>	<b>7</b>
<b>Rare South American catfish found in Wigan – Steve Grant .....</b>	<b>10</b>
<b>Catfish of the Guyana Shield – Ian Watson .....</b>	<b>13</b>
<b>CSG April Meeting – Mike O’Sullivan .....</b>	<b>16</b>
<b>CSG Spring Auction – Mark Walters .....</b>	<b>19</b>
<b>Fishhouse Construction Part 3 – Mark Walters .....</b>	<b>20</b>
<b>What’s New? – Mark Walters .....</b>	<b>26</b>
<b>BIDKA Show – Danny Blundell .....</b>	<b>28</b>

**Front cover** – *Acanthodoras depressus* rediscovered at Pier Aquatics by Mark Sabaj Pérez during the CSG Convention in Wigan – Image by Mark Sabaj Pérez

*Images and articles may not be reproduced without the direct permission of the author*

*Views expressed within the Journal are those of individual members and not necessarily representative of the Catfish Study Group*

**Publication of the Catfish Study Group Journal  
is proudly sponsored by Tetra**



## Editorial

This edition of CatChat features the 2013 Catfish Study Group Convention, held in Wigan, U.K. The annual event brought together the great and the good in the world of catfish keeping, with additional delegates with specialisms in other areas of the aquatic hobby and science.

The line-up of speakers was, as usual, excellent with a good mix of hobbyist, professional aquarist and scientist. The informal atmosphere allows for amateur fishkeepers to mix freely with some of the aquatic icons we usually only read about.

The convention provided a great opportunity to source rare catfish from breeders across the world. Breeders from Norway, Denmark, Germany and Canada brought catfish not usually seen on the shores of the U.K. to swap, sell and give to their catfish colleagues.

The Convention sponsors deserve a huge thank you for providing raffle prizes, exhibits and for stocking their shops with rare catfish in anticipation of the deluge of delegates at their doors.

Thanks also to the Convention Manager, Ian Fuller, and the rest of the CSG Committee and other members for their hard work in preparation and delivery of the event. I manned the CatChat stand (obviously!) and stepped in as deputy membership secretary to accept details for 10 new CSG members.

You can see plenty of images and read the report in these pages. In addition, regular contributor Ian Watson has summarised a number of papers from a recent edition of the renowned Ichthyological journal *Cybium*, on the catfishes of the Guyana Shield.

Steve Grant reports on an amazing discovery of a Doradid, with the first published images of live specimens identified by Convention speaker Mark Sabaj Pérez. The species was high on the list of Doradids Mark had been searching across the South American continent for many years. His search ended when he came to Wigan and peered into a tank at Pier Aquatics!

In addition to the regular What's New article, I've concluded my fish house series with a focus on some of the equipment and construction choices I made.

My most recent success in the fish house has been the spawning of *Hypancistrus* sp. L260, commonly known as the Queen Arabesque Pleco.

I acquired 4 juveniles at last year's convention from an overseas delegate and was surprised to have them spawn so soon. This is the 4<sup>th</sup> *Hypancistrus*, the 14<sup>th</sup> Loricariid, and 52<sup>nd</sup> catfish species I have spawned to date!



*Hypancistrus* sp L260 – Image by Steve Grant

Next date on my catfish event calendar is the Castleford Aquarist Society Catfish and Loach show which hosts the National Catfish Championship and excellent specialist auction. The CSG is replacing its usual July meeting with a trip across the Pennines to attend the event.

Hope to see you there.

Mark



## From The Chair

It only seems like a few weeks have passed since the January edition of the groups Journal was published; but, what a 'few weeks'!

February saw a packed Derwent Hall in Darwen for our annual spring auction. Where a great variety of tropical catfish along with other types of tropical fish, shrimps, plants and aquatic dry goods were auctioned off at very reasonable prices including the Group's late and former President and Chairman Trevor Morris's magnificent collection of South American Banjo catfish. A big thank you goes to Steve Spence who as Auctioneer kept the auction flowing, whilst at the same time getting very good prices for the auction vendors. As usual the team in the kitchen was kept busy right up to the closing of the auction. I think their success is due in part to Brian bringing in a more diverse menu, supplementing the usual fare of pie and pea's, along with the excellent cakes that were baked by Carole Page.

March as usual saw our Annual Catfish Convention taking place; again, at the superb hotel complex that is the Kilhey Court Hotel, Standish near to Wigan in the Northwest of England. Unfortunately one of the speakers had to withdraw due to illness at short notice, and a big thank you goes to Dr Ralf Britz for agreeing to come and give a talk on his latest field trip to Asia. I hope that everyone who came to this years convention had a good time and went home with some new information relating to the catfish species that they keep, and for those who like to breed their catfish, I am sure that you are busily trying to recreate some of the water conditions and

dietary needs which were mentioned and discussed over the weekend, both during the talks and at the group's Breeders Award Programme live display, during the 'free time'. Don't forget any member may enter the group's B.A.P. So why not get involved and register your success's on the Breeders Award Programme? It is free to enter, and you yourself could display your success at next years Convention.

May's group meeting at the Darwen Valley Community Center will see Danny Blundell give a presentation on his field trip to Peru in 2011; I am sure that Danny's talk will be full of excellent photography and interesting facts. Don't forget non-members are welcome; so why don't you bring along your friends and relatives. Remember; normal C.S.G. presentations, lectures, auctions, and shows are absolutely free to attend. Due to many of the Committee and regular attendee's of our monthly meetings being unable to attend the June meeting, the Committee has reluctantly decided to cancel the June meeting. The Committee have also decided that the July meeting will be held at Castleford in Yorkshire; in support of the annual Castleford Catfish & loach show

You can keep up to date with the latest news, find out how to take part in the B.A.P. and contribute to the Group's forum throughout the year by visiting: - [www.catfishstudygroup.org](http://www.catfishstudygroup.org).

**Adrian W Taylor. C.S.G. Chairman**

## Send in your Articles!

If you've ever thought you had something to say about your fishkeeping experiences, or an achievement you were proud of, or some research you've done on a fish-shop find, share it with the rest of the Catfish Study Group through the pages of Catchat.

Any information or experience you have could be of real value to another aquarist looking for the correct food, spawning trigger or conditions to suit a certain species. It doesn't matter if you don't have good images to share; we have an extensive catalogue of photos at our disposal to illustrate an article.

Breeding reports are especially interesting and can be supported by photos of mating behaviour, egg deposition, egg development, fry growth – in addition to the wealth of information you could share on maintaining the breeding fish, spawning triggers, feeding regimes and the tricky stages of egg hatching and raising youngsters.

Sharing information will raise your profile in the catfish community and encourage more people to share their experiences and help you further with your efforts. In addition, you can use the material to support a Breeders Award Programme submission and enter into the annual award for the best breeding report published in the journal.

You will see from the range of articles routinely published there is a wide breadth of subjects to base an article around including: Breeding reports; Meet the member articles; New discoveries; Product reviews; Book reviews; Equipment articles, Fish house construction; Show reports; Fish-shop finds; Expedition write-ups; or for that matter, anything relating to furthering the study of catfish.

Send your submissions to the [editor@catfishstudygroup.org](mailto:editor@catfishstudygroup.org) and enjoy the reward of seeing your efforts featured in future editions.

## Notices

### November 2013: L-Welse Convention, Hanover, Germany Andreas Tanke and Ingo Seidel

More than five years ago, when we planned the first International L-Number Days, we were quite nervous how this new event would be received. Attendance has surpassed our wildest expectations and so we are already organizing the third edition of this now well-established event.

At each of the two recent events, we welcomed approximately 150 L-Number friends. Of course, we were very pleased about each attendee. But that even participants from distant Singapore and the U.S. made the long and expensive journey filled us with pride and showed that the concept was correct. The longest trip was certainly made by a participant from New Zealand!

Because of the overall positive response, we want to make this a regular event. For these reasons, we are planning the third International L-Number Days for November 22-24, 2013 in Hanover, again to be held at the Ramada Hotel Europa.

We have negotiated great accommodation and meals rates for our attendees. All meals will be offered as a buffet, with meat and vegetarian dishes. Furthermore, we were able to negotiate special pricing for the most popular drinks. To make travel and accommodation as economical as possible for the participants, we will once again offer a ride and room share exchange on our website.

Like in previous years, an L-number exchange will permit the exchange of species. In addition, we also publish a list of participants, for a quick overview of who will all be attending.

The conference program includes a wide range of topics and should please breeders, (hobby)-ichthyologist, and regular aquarists.

In addition to our loyal speakers Ingo Seidel and Hans-Georg Evers, we have once again invited numerous international speakers: Leandro Sousa from Altamira (Brazil), Mark Sabaj Pérez from the United States, Rajanta Sinardja Rahardja from Indonesia, as well as Haakon Haagensen from Norway and Isaäc Isbrücker from the Netherlands.

Of course, all lectures are again presented both in German and in English. We will start the program on Friday night with a series about the Rio Xingu in Brazil. This miraculous river is threatened by a cascade of dams. In addition to the Rio Xingu and its wildlife, we will of course highlight the dam and its implications.

We will continue on Saturday afternoon with the popular genus *Hypancistrus* with presentations about the genus itself, newly described species (L333, L66...), but also on captive husbandry.

To make the event as interesting as possible, we strive each time to add new features. This time we want to try a panel discussion. The discussion will focus primarily on the subject *Hypancistrus* and include the famous Dutch ichthyologist and describer of the genus, Isaäc Isbrücker.

The organiser of the meeting is the International Society for the study of Barbs, Tetras, Loaches, and Catfishes (IG BSSW) e.V. with major support from the companies ZooMed, JBL, and Panta Rhei.

Without their help and our many other sponsors, such a program with many renowned speakers would have been more than twice as expensive. Thus, we wish to thank all of our sponsors, without them this event would not have been possible!

We offer a complete conference package which includes registration, all meals, a conference T-shirt, and the conference proceedings (including summaries of the lectures) for EUR 111 until June 30 (afterwards EUR 135).

To encourage children and young people to attend, a reduced price of EUR 75 (EUR 95 after June 30) is offered for ages up to 18. Discounts are also available for the members of the IG BSSW.

For more information, please go to [www.l-number-days.eu](http://www.l-number-days.eu), or call +49 (05032) 949240.

Hanover, 22<sup>nd</sup> - 24<sup>th</sup> Nov 2013  
**3. INTERNATIONAL L-NUMBER-DAYS**

Unique Schedule of Talks with  
 lots of well-known Speakers:

Hans-Georg Evers  
 Haakon Haagensen  
 Isaäc Isbrücker  
 Matthias Kählig  
 Rajanta Sinardja Rahardja  
 Ingo Seidel  
 Leandro Sousa  
 Andreas Tanke  
 and many more ...

All Talks Are given in English and German

Registration and Program: [www.l-number-days.eu](http://www.l-number-days.eu)

## CSG June & July Meetings

Because many of the regular members and several committee members were not going to be attending, the committee made the decision to cancel the June meeting. Also, the committee agreed to change the July date, following a proposal that the CSG's meeting scheduled for the 21st July be re-scheduled for the week earlier making it a group trip to support the Castleford Catfish and Loach Open Show, further details listed below.

### Castleford Aquarist Catfish and Loach Open Show and Auction

The 5<sup>th</sup> annual Catfish and Loach Open Show and specialist auction will be held on the 14<sup>th</sup> July at the Lock Lane venue in Castleford. Hosting the 2<sup>nd</sup> National Catfish Championship and with major sponsorship from Pier Aquatics, the event has established itself as a not-to-be missed date in the aquarist calendar.

The auction is for catfish, loaches and related dry goods only, so you won't need to sit through bags and bags of guppy's and shrimps! For more details go to the YAAS website or to book a lot, contact Steve Grant on 07833400924. Benching from 11am – 1pm, auction starts at 1pm. Venue: Lock Lane Centre, Back William Street, Castleford, West Yorkshire, WF10 2LW.

### CSG Summer Lecture & Sales Meet

18<sup>th</sup> August

The Catfish Study Group hosts a double header at its annual Summer Lecture for 2013. Steve Bishop will be presenting a discussion on water chemistry, helping to unravel some of the complexities of providing a suitable environment for catfish. In addition, we welcome Michael Hardman to Darwen. Michael has presented at the CSG Convention on numerous subjects around catfish husbandry and is an advocate of 'Citizen Science', promoting the value of amateur hobbyists in support of professional ichthyology. Michael lives in Finland and we welcome him back to his Lancashire homeland!

There will also be an opportunity to buy fish through the 'Sales Meet'. How this will run is really quite simple. The CSG will offer anyone wishing to sell anything aquatic, from fish to equipment, table space for the moderate charge of £15.00. There will be the facility for two people to share one table, but there are conditions to be met. Tables should be booked in advance and paid for on arrival. None sellers (buyers) will pay an entrance fee of £2.00 and for this they will be given 2 raffle tickets for a door prize to be drawn at the end of the day. There will be 3 prizes, each of which will be worth well in excess of the door ticket price. There will also be a Vendors prize

The main advantage of this type of sales is that unlike auctions, where your lot may take from 5 to 30 minutes to complete, you will have up to 4 hour plus to sell all your wares. The second and very important point is that you can go onto the CSG forum and or Face Book page and advertise – 'Who you are' and what you will be selling, by showing a sales list.

Therefore the more you promote yourself the more you are likely to sell. Whether you sell £50 or £500 worth of goods it still only costs you £15.00 for your table, there is no commission as with auctions and as with every other CSG meeting, be a canteen with the customary 'Hot pies' 'Tea & Coffee'. On top of all this you get the hear two great speakers,

The quality of the goods sold will be the sole responsibility of the sellers and all transactions will be between buyer and seller, the CSG will not be held accountable for any bad transactions.

In the event of excess demand for pre-booked tables, CSG members will have priority and if available on the day, tables will be let on a first come first served basis.

Table bookings through Auction Manager: **Dave 01942 248130**

For further details and conditions contact Ian Fuller at [president@catfishstudygroup.org](mailto:president@catfishstudygroup.org)

# Catfish Study Group

## OPEN SHOW & AUCTION

### 15th September 2013

The Derwent Hall,  
George Street, Darwen, BB3 0DQ

Catfish Classes Only.

**Show Schedule & Rules** included with Catchat

Benching from 10.30 - Judging 13.00. Show Secretary: Brian 01254 776567  
Any legally permitted fish other than painted accepted;

### Auction Rules

Name & Tel No on electrical goods;  
Suitable containers for livestock, etc. [If unsure of the rules ask when booking in]

CSG Commission 15% Booking in:  
Contact Auction Manager: Dave 01942 248130 Or from 10.30 on the day

Canteen - Hot & Cold Food & Drinks & Bar

# AQUALIFE

Leyland Garden Centre, 338 Southport Road, Ulnes Walton, Leyland PR26 8LQ  
Tel/Fax: 01772 601777



Always an excellent selection of Catfish



Visit us online at [www.northtrop.co.uk](http://www.northtrop.co.uk)



## Convention 2013

Allan James



*Baryancistrus xanthellus* carving by Brian Walsh, G.B.W. Products and Services

Our 2013 Convention was held for the third year running at the prestigious Kilhey Court Hotel, in Standish near Wigan where the roots of the CSG began.



Sales tanks

The talks this year were, as usual, very diverse and interesting with another visit from an old CSG friend in German aquarist Ingo Seidel with his talk on the *Ancistrus* genera and the many hybrids that are seen in the hobby. Ingo's talk was sponsored by Barlow's Aquatic Trading.



Ingo Seidel

Next on the agenda was another past Convention speaker, the U.S. Ichthyologist Dr. Mark Sabaj Pérez, speaking on the family Doradidae with many images displayed. Mark's talk was sponsored by main convention sponsors, Pier Aquatics.



Mark Sabaj Pérez

Following on from the successful Catfish Forum Panel from last year, the question and answer session consisted of Dr. Martin Taylor, Julian Dignall, Ingo Seidel, Neil Woodward and Dr. Mark Sabaj Pérez.

A form given out to anybody who wanted to leave a question for the panel which was ably chaired by the CSG treasurer Danny Blundell.



Ask the experts

Our Saturday night Convention Dinner speaker was Neil Woodward owner of the excellent Pier Aquatics in Wigan. Neil's talk was based on the many calamities that he encountered on his collecting trips around the world, which raised a laugh or two.

On the previous night our usual CSG member presentation was carried out by the owner and


webmaster of Planet Catfish, Julian Dignall. Jools presented the many morphings of his web site during the last 17 years since its conception in 1996. The talk was sponsored by Corydorasworld.com.

On the Sunday morning we were introduced to Dr. Ralf Britz, well known ichthyologist who is based at the British History Museum in London. Ralf's talk centered on the growing popularity of the miniature Cyprinids such as the Danios and Rasboras from Asia. His pictures were quite stunning. Ralf's talk was sponsored by G.B.W. Products & Services.




Dr Ralf Britz

After a quick tea break another good friend of the CSG Dr. Martin Taylor carried on a talk on the colour patterns in fish and again the images from his presentation were wonderful.



Martin Taylor - Corydoras colour patterns

After Sunday's lunch the stage belonged to Dr. Mark Sabaj Pérez, with an interesting look at the Rio Xingu and its many tributaries and stunning fish, again sponsored by Pier Aquatics.



Not just Catfish



Marine nano tank – donated by Pier Aquatics

After another tea break Ingo Seidel returned with a fascinating look at the many recent successes in the breeding of many species in the Auchenipteridae family which was sponsored by Barlow's Aquatic Trading. Ingo involved CSG members who had had success in breeding some of the woodcats featured in the presentation.



Barlow's Aquatic Trading

Trophy keepsakes, carved impeccably by our Show Secretary Brian Walsh were presented to each speaker in turn.

The display stalls during the weekend included the British Cichlid Association, British Livebearer Association, Aquarian, B.D. Trading, GBW Products and Services and The Aquarium Gazette.

Pride of place again this year was the BAP displays showcasing the hard work and dedication that goes into breeding the many families of catfish.



British Cichlid Association



The Aquarium Gazette.



British Livebearer Association

The weekend was drawn to a close on the Sunday night by our President, Ian Fuller, whose hard work alongside the committee and helpers has not gone unnoticed and again they rose to the occasion to make the Convention even better than last years which was no mean feat.



Ian Fuller receiving the award for best Catchat BAP article 2012/13

Thanks of course go to the many visitors from all corners of the world who attended the weekend and thanks must also be given to our sponsors

See you all at the same venue in 2014!

**All images by Allan James**

### CSG Convention 2014 speakers

Following a very successful 2013 convention I am pleased to announce the speaker line up for our 2014 event:

- Barbie Florentino** - USA (Loricariidae)
- Andrew Blumhagan** - USA (North American Catfish)
- Hans-Georg Evers** - Germany (TBA)
- Mark Duffill** - England (Loaches)
- Allan James** - Scotland (CSG talk)
- Steve Grant** - England (TBA)

Full details to follow in next issue of Cat Chat.

Ian Fuller Convention Manager



## Breeders Award Programme and Convention Sales

### Mark Walters

CSG members exhibited ten species of catfish in the Breeders Award Programme tanks as follows:

**Colin Eveson:** *Corydoras carlae*, *Aspidoras* C035



*Corydoras carlae* image Mark Walters

**Ian Fuller:** *Corydoras* CW049, CW09



*Corydoras* CW049 image Ian Fuller

**Danny Blundell:** *Hypancistrus* L066, *Hypancistrus* L340



Mixed *Hypancistrus* species image Mark Walters

**Adrian Taylor:** *Corydoras* CW021, CW010




*Corydoras* CW021 image Mark Walters

**Mark Walters:** *Peckoltia* L211, *Corydoras* CW024



*Peckoltia* sp. L211 image Mark Walters



*Panaqolus* sp. L397 image Mark Walters



*Ancistrus* 'sp 4', *Peckoltia compta* image Mark Walters

In addition, fish were available for direct sale from the sales tanks including: L400, L398, L397, L71, L183, L134, L144, LDA01, *Ancistrus claro*, *A. sp 'red'*, *Corydoras cochui*, *C. sterbai* (Bolivian form), *Scleromystax kronei*, *S. prionotus*, C090, CW030.

## Rare South American catfish found in Wigan!

Steve Grant



*Acanthodoras depressus* (Steindachner 1881)

At the 2013 CSG Convention Mark Sabaj Pérez delivered two brilliant presentations. In his talk on the Doradidae Mark announced that over numerous trips he had spent many hours scouring South America for a specimen of *Acanthodoras depressus* (Steindachner 1881).



*A. depressus* holotype – Image by Mark Sabaj Pérez

This species was described on the basis of one specimen that is deposited in an Austrian museum and it had not surfaced in any collections from South America. Obviously a very rare and enigmatic catfish!



Line drawing of *A. depressus*

As the world's leading doradid expert and nut, Mark obviously had a great interest in finding this species. I too am fascinated by the genus *Acanthodoras* and since 1999 I have been searching the hobby for this species.

In 2012 I had an article published in the CSG Journal about some *Acanthodoras* that Neil Woodward had imported to Pier Aquatics, Wigan: *Acanthodoras* sp Lechera.

Whilst Mark was studying a tank of these fish at Pier Aquatics he spotted two specimens that looked different. After looking at them more closely Mark was flabbergasted to initially conclude that he had just found the world's rarest doradid, in Wigan! Mark has now had time to study the specimens and although they have a slightly different number of midlateral plates, they are the closest Mark can find to the holotype of *A. depressus*.



*A. depressus* midlateral scutes

The holotype appears to have originated in the Amazon River (after its confluence with the Rio Negro), near Manaus, Brazil, whereas these specimens from Pier probably originated from the


Rio Momon and/or Rio Nanay near Iquitos, Peru (Grant, 2012). However, I do not think it would be unusual for a species found at the type locality of *A. depressus* to also be found near Iquitos.

The primary difference between *A. depressus* and its congeners is that in *A. depressus* the midlateral scutes don't have spines above or below the main row of hooks, and the scutes are shallower.




*A. cataphractus* scutes

This discovery provided a real buzz at the Convention and shows just what rarities can be found at Pier Aquatics.



*A. spinosissimus* scutes

What also was ironic for me was that the *A. depressus* had been in the tank for a couple of months and I had bought and looked at the sp Lechera and not taken my chance to spot and buy them.



*A. sp.* 'lechera' scutes

But then Mark is the world's leading doradid expert! Well done Mark and Neil for ticking off another species I wanted to see.

### Acknowledgements

Thanks to Mark Henry Sabaj Pérez of the Academy of Natural Sciences, Philadelphia, USA and Neil Woodward of Pier Aquatics, Wigan.

**Unless stated, all images by Steve Grant**

### References

Grant, S., 1999. A guide to catfish of the genus *Acanthodoras* Bleeker, 1862. Catfish Compendium, Vol 1, pp 3-7.

Grant, S., 2009. *Acanthodoras* Bleeker 1862. Cat Chat- Journal of the Catfish Study Group.

Grant, S., 2012. *Acanthodoras* sp Lechera. Cat Chat- Journal of the Catfish Study Group. Vol. 13, Issue 2, pp 9-10.

Steindachner, F., 1881 Beiträge zur Kenntniss der Flussfische Südamerika's. II. Denkschriften der Kaiserlichen Akademie der Wissenschaften in Wien, Mathematisch-Naturwissenschaftliche Classe. v. 43: 103-146, Pls. 1-7.



## Recent research review Cybium, International Journal of Ichthyology

Ian Watson



*Peckoltia / Hemiancistrus sabaji* Image by Steven Grant

This is a review of some papers from a special edition of 'Cybium' which deal with catfishes.

Some of the results may be only of academic interest as exports from the Guiana Shield are at best irregular and so we rarely see fishes from anywhere other than Guyana. A word of caution is needed about these papers; they deal with the Guiana Shield species and so you should be very cautious about generalising the conclusions more widely.

The papers are also very complex and summarising them necessarily involves a lot of simplification and omission of detail. If you want the full story, get the original papers but be aware that some of the graphical representations appear to be novel and I have yet to find someone who can explain what they mean.

### The Papers

Covain R, Fisch Muller S, Montoya-Burgos JI, Mol JH, Le Bail P-Y and Dray S. *The Harttiini (Siluriformes, Loricariidae) from the Guianas: a multi-table approach to assess their diversity, evolution and distribution.* (pp. 115-161). This paper does a number of useful things, among which is to revalidate the genera *Harttia*, *Harttiella* and *Cteniloricaria* for at least the Guianas species.

It helps that the three genera can be separated both on morphological and molecular evidence into coherent groups and *Harttia* and *Harttiella* can be distinguished from each other on size (*Harttiella* is a dwarf species probably not exceeding 55mm SL), morphology (*Harttiella* is relatively flattened and slightly more robust in build, especially in the caudal peduncle) and ecologically (*Harttia* is found in lowland rivers with moderate flow and which are relatively warm versus

*Harttiella* which is found in upland, wooded streams which generally fast flow and cool waters which handily gives some tips as to care requirements).

Two species of *Cteniloricaria* are recognised from the Guianas, *Ct. platystoma* (the type species) and *Ct. napova* (sp. nov.). Seven species of *Harttiella* are recognised, *Hl. crassicauda*, *Hl. pilosa* (sp. nov.), *Hl. parva* (sp. nov.), *Hl. intermedia* (sp. nov.), *Hl. lucifer* (sp. nov.), *Hl. longicauda* (sp. nov.) and *Hl. janmoli* (sp. nov.).

Five species of *Harttia* are recognised, *H. guianensis*, *H. surinamensis*, *H. flumensis* (sp. nov.) *H. tuna* (sp. nov.) and *H. fowleri*. The last named is something of a problem as it does not fit well anywhere; it may be more closely related to *Cteniloricaria* than to *Harttia* but more work will be needed to sort out exactly where it belongs.

Fisch-Muller, S, Montoya-Burgos JI, Le Bail P-Y and Covain R. *Diversity of the Ancistrini (Siluriformes: Loricariidae) from the Guianas: the Panaque groups, a molecular appraisal with descriptions of new species* (pp. 163-193). First the good news; this paper takes a small step towards resolving the mess that is *Hemiancistrus* and *Peckoltia*.

These two genera have long been recognised as problematic, not least because neither was sufficiently defined and the diagnosis for both genera did not include enough unique characteristics to avoid confusion with related genera.

This has led to a great deal of taxonomic confusion, not helped by a bit of tinkering around the edges rather than a full-scale revision. Armbruster did attempt to make sense of *Peckoltia* but gave up and admitted he could only arrange the species into

groups which looked alike, something which is not likely to reflect phylogeny.

A major stumbling block was the absence of the type specimen for *Hemiancistrus*, *H. medians*, originally described as *Chaetostomus medians*. The type was long thought to be lost but this could not be determined with enough certainty to justify the designation of a neotype which is done when the original holotype is lost. However, at long last the jar which should have contained the type specimen turned up and was found to contain a *Pseudacanthicus*.

As this did not match the original description for *H. medians*, it cannot have been the type and so the authors designated one of the original type specimens as a neotype and have given a redescription but crucially, not a revised diagnosis.

However, as *H. medians* comes out in isolation in their analysis, being the only species of the genus found in the Guianas it may be that the other species do not belong in the genus. We need more work to determine what representatives the genus has in other catchments and how they are related, especially to *H. medians*.

With the possibility of *Hemiancistrus* being strictly limited to *H. medians*, it therefore follows that any species putatively placed into *Hemiancistrus* cannot really belong there and should to be transferred to another genus. Anyway, at least we now have a type for the genus which is a significant step forward. One clear thing which comes out is that *Hemiancistrus* and *Peckoltia* are not close relatives and there is a large genetic and thus evolutionary distance between them.

*Peckoltia* and *Panaqolus* are not quite so clear cut unfortunately and there is still scope for a lot of confusion. *Peckoltia* is expanded to include some new species (*Pc. otali*, *Pc. capitulata*, and *Pc. simulata*) and to include *Pc. cavatica*, *Pc. braueri* and *Pc. sabaji* (the latter has suffered a bit of uncertainty in recent years, sometimes being in *Peckoltia*, sometimes in *Hemiancistrus*).

So far, so good; now it all goes a bit haywire. Some *Peckoltia* are very hard to differentiate on morphometric grounds although colour and/or colour pattern can be reliable. The species can be separated genetically and there are a number of rules of thumb for doing this to establish the minimum genetic distance required to establish genuine taxonomic separation to species or genus.

The problem here is that some of the *Peckoltia* from the Guianas look to be perfectly valid species based on morphology, including colour and pattern but are very close genetically.



*Peckoltia braueri*

Common sense indicates that very different species should represent genuine taxa but when to apply the rule that morphology outranks genetic evidence and vice versa?

A combined analysis was carried out by the authors and they used two sets of genetic data (bar-coding based on mitochondrial DNA and also sequencing of nuclear DNA) to help overcome this but there still seem to be problems.

That handily leads on to *Panaqolus*, a genus which seems to have been largely rejected by taxonomists, although some admit that there may be some justification for a genus which contains the species currently allocated (they mainly argue about the diagnosis for the new genus).

The authors initially referred to *Peckoltia-Panaqolus*, indicating they were not convinced of the validity of the two genera but in the end they conclude that there may be sufficient evidence to justify their separation.

Or they would, except that one of the 2 species of *Panaqolus* they included *Pn. koko* (sp. nov) does not resolve satisfactorily at a *Peckoltia*, nor does it resolve unambiguously as a *Panaqolus*.

In particular, *Pn. koko* and *Pc. otali* seem to be very closely related and are sympatric. They are morphologically distinct (the teeth alone are enough to tell they are distinct) so what is going on?

The authors suggest that "introgression" has occurred. That is, the ancestor of *Pn. koko* hybridised with a *Peckoltia* (probably *Pc. otali*) and so *Pn. koko* carries genes common to *Pc. otali* and that leads to the apparent close genetic distance.



Such things are quite common and a taxon might arise either through hybridisation (2 species cross-breed) or it may be the more subtle introgression where just a small proportion of the genes are gained from another taxon.

So, job done? All sorted out between *Hemiancistrus*, *Peckoltia* and *Panaqolus*? Not quite. The problem with the analysis carried out is that very few species from outside the Guiana Shield were included. Including a number of species from the Orinoco and Amazonian drainages would very likely produce a different result and may help to resolve the *Peckoltia-Panaqolus* issues and maybe a few others along the way.

That will be a major piece of work so don't expect anything to come along too soon so in the meantime we will have to muddle along with the current uncertainties.

**Weber, C, Covain R and Fisch-Muller S. Identity of *Hypostomus plecostomus* (Linnaeus, 1758), with an overview of *Hypostomus* species from the Guianas (Teleostei: Siluriformes: Loricariidae). (pp. 195-227).**

You might think that after 250 years, we would have some idea what we mean by *Hypostomus plecostomus*. There has been a lot of confusion in trade with just about any species from anywhere being tagged with that name but there was also some taxonomic confusion to be sorted out.



*Hypostomus plecostomoides*

In fact there were two problems; no holotype had been designated and the type series was found to contain two species, *H. plecostomus* and *H. watwata*. The authors have removed the *H. watwata* from the type series having determined that they did not match Linnaeus' description for *H. plecostomus*, leaving only specimens that did match the description.

They then designated one of the remaining specimens as a lectotype which is what is done if the original author for the taxon failed to designate one of the type series as a holotype.

There was also some synonymy to be sorted out but the key thing is that the authors have issued a new

description and diagnosis of *H. plecostomus* so now we all know just what species we are looking at.

One new synonymy to take note of is that the authors consider *H. ventromaculatus* to be a junior synonym of *H. plecostomus*. The authors review the species of *Hypostomus* found in the Guianas noting that some species may be of dubious validity due to very small number of specimens being found and the small size of some types (they may be juveniles or possibly unrelated taxa).

The authors tentatively conclude that only 15 of the 21 species from the Guianas are valid. As an aside, there are some interesting *Hypostomus* to be found in the Guianas and some are strikingly marked so it's a pity we see them so rarely.

**Covain, R and Fisch-Muller S. Molecular evidence for the paraphyly of *Pseudancistrus sensu lato* (Siluriformes: Loricariidae), with validation of several genera. (pp. 229-246).**

Paraphyly occurs when a taxon does not contain all the descendants of a common ancestor. In other words, it asks the question "should species from other genera be moved into *Pseudancistrus*?" In this case, the main focus was on the validity of *Lithoxancistrus* and *Guyanancistrus* with an overall review of *Pseudancistrus* to see if it constitutes a coherent genus (i.e. one which contains all the descendants of a single, common ancestor).



*Guyanancistrus guahiborum*

Needless to say, *Pseudancistrus* and related genera have a rather complicated taxonomic history. In fact, the analysis does not provide an unambiguous answer as differing approaches yield different phylogenies. All the phylogenies agreed that *Pseudancistrus* is paraphyletic but differed in which species and which genera belong where.



*Pseudancistrus* sp L067

*P. genisetiger* appears to be an outlier and to not belong in the genus.

It also points to a need to reassess wider relationships within the Hypostopomidae as it seems to fit better in the Delturinae so expect some more reshuffling in the near future.

The authors reject Armbusters hypothesis that *Pseudancistrus* as defined by him in monophyletic, but accept that the *P. barbatus* group which constitutes the core group for the genus (*P. barbatus*, *P. corantijniensis*, *P. depressus* and *P. nigrescens*) do form a monophyletic groups so perhaps *Pseudancistrus* will end up being restricted to those species.

Their data also support the validity of *Guyanancistrus* and *Lithoxancistrus*, although the latter may be restricted to the type species only (*L. orinoco*). That said, *L. orinoco* may turn out to be a junior synonym of *P. coquenani* so that may complicate things.

*Guyanancistrus* remains unresolved as it appears to have no unique characters to separate it from its close relatives and is also seems to contain some unrelated species so more work is required to work out what belongs in the genus.

## Reference

Cybium (2012) **36**: (1) Fishes of the Guianas: scientific advances and future prospects for a highly diversified faunas.

**Cybium**, the International Journal of Ichthyology, edited by the Société Française d'Ichtyologie, publishes original articles, review articles, summaries of theses, book reviews and information of interest to members of the Society and ichthyologists in general. Subjects covered include ichthyology in general, both basic and applied, and covers freshwater, marine and fossil fishes.

You can buy the whole volume from the Cybium website or you can download abstracts free of charge (not that useful) and the supplementary data which includes pictures of the species at

<http://www.mnhn.fr/sfi/cybium/numeros/2012/361/contents361.html>

Images by Steve Grant

## CSG April Meeting

Mike O'Sullivan

Not having been to many meetings recently because of other commitments it was great to see such a good turnout for a "normal", i.e. non auction meeting.

Those attending the CSG April meeting were treated to an excellent lecture by our very own Mr Ian Fuller on the Identification of the Family Corydoradinae.

The presentation covered what may be a future reclassification of the Family into several new genera:- which would include the reinstatement of genera such as *Gastrodermus* (Cope, 1878), 'Elegans group', *Hoplisoma* (Agassiz, 1846), 'Punctatus group', *Microcorydoras* (Myers, 1953) 'Hastatus group' and *Osteogaster* (Cope, 1971), 'Aeneus group'. With the long saddle snouted genus *Corydoras* (Lacépède, 1803) along with *Aspidoras* (Ihering, 1907), *Brochis* (Cope, 1871), and *Scleromystax* retaining their current status

Having discussed the possible new classifications Ian went on to present some methods to aid in the identification of *Corydoras* species based on body shape, size, pattern and locale. This was illustrated with some very informative slides showing how species with similar shape and pattern can often be easily separated if the locale is known.



This was followed by a short question & answer session where Ian clarified a few details for individuals.

After a short break for refreshments Bob Barnes held a mini auction with some real bargains being had. This was followed by the ubiquitous raffle with the usual selection of outstanding prizes.

# Convention Sponsors

The Catfish Study Group would like to thank the following sponsors for their continued and most valued support.



## Advertisement



- \* Over 350 Tanks of Tropical, Marine and Coldwater Fish
- \* Rift Lake Cichlids
- \* South and Central American Cichlids
- \* Large number of Plecs and other Catfish
- \* *Corydoras*
- \* Discus
- \* Koi Carp and full range of Pond Fish
- \* All Fish Quarantined
- \* Full range of Accessories and Plants
- \* Large selection of Aquariums and Dry Goods
- \* Pond Liners & Equipment

**Tel Crewe: 01270 820073**

Email: [info@a-zaquatics.com](mailto:info@a-zaquatics.com) Web: [www.a-zaquatics.com](http://www.a-zaquatics.com)

The Garden Centre,  
Balterley Green Road (B5500),  
Balterley,  
Nr. Crewe, CW2 5QF (Nr Wychwood Park)  
10 Minutes From Junction 16 –

## CSG Spring Auction

Mark Walters



*Pseudacanthicus* L065

Held on the 17<sup>th</sup> February in the Derwent Hall, Darwen, the 'Spring' Auction is often the first opportunity for fishkeepers to reconvene their social aquatic activities after the winter. The day hardly felt spring-like but our regular auctioneer Steve Spence kept us all engaged with lot after lot of quality catfish and other bargains. Amongst the highlights were *Pseudacanthicus* sp. L114, *Pseudacanthicus* sp. L065 and many unusual Doradids which used to belong to the late Trevor 'TJ' Morris. As a mark of respect, a minutes silence in memory of Trevor was impeccably held at the start of proceedings. The following lists all catfish on offer on the day:

**Corydoradinae:** *Corydoras* – *gossei*, *aeneus* black, *paleatus* black, *sterbai*, *longipinnis*, *boesmani*, *weitzmani*, *carlae*, *habrosus*, *concolor*, *diphyes*, *trilineatus*, *axelrodi*, *melini*, *metae*, *atropersonatus*, *eques*, CW052, CW023, C090, C125, *Brochis splendens*

**Loricariinae:** *Loricaria fallax*, *L. simillima*, *L. parva*, *Farlowella vittata*, *Rhineloricaria lanceolata*, *Sturisoma panamense*. **Loricariidae:** *Ancistrus* red, *Ancistrus albino*, *Ancistrus brown*, L182, *Pseudacanthicus* L114, P. L065, L91, *Panaqolus* LDA01, L200, L014.

**Aspredinidae:** *Bunocephalus coracoides*, *B. verrucosus*, *B. columbianus*. **Auchenipteridae:** *Tatia intermedia*, *Ageniosus* sp., *Trachelyichthys exilis*. **Doradidae:** *Amblydoras nauticus*, *Agamyxis pectinifrons*, *Acanthodoras cataphractus*, *Liosomodoras morrowi*, *Platydoras costatus*,



*Amblydoras nauticus*

**Non South American species:** *Hemisynodontis membranaceus*, *Synodontis batensoda*, *Synodontis irsacae*, *Mystus leucofrenatus*, *Horabagrus* sp.,

The next CSG auction will be held during the September Open Show on September 15<sup>th</sup>. See the CSG website for full details.

Images by Steve Grant



*Trachelyichthys exilis*

# Fishhouse Construction Part 3

## Mark Walters

This final article in my series details some of the construction stages and equipment choices I made in setting up my new fish house. From the outset, I knew that the opportunity to construct a building from scratch would provide a great opportunity to incorporate features I had seen in other people's buildings, or I had researched.

I certainly planned to have more tanks, or at least a greater volume of water and time in the fish house is precious, so any opportunities to 'automate' normal routines, centralise systems or find other short-cuts (!) would be a priority.



50 chrome taps



Underside of new centralised tanks



Tidy air supply fed from blower



Centralised tanks fed from stop taps

My old fish house had nothing in the way of mains water, drainage, 'safe' electrical supply, adequate lighting, efficient insulation, good ventilation, effective working space, centralised filtration, controlled heating or other desirable attributes I had started to list.

The new fish house has over 40 electrical sockets, 50 air outlets and a certified mains electricity supply.



And stepped down through 22mm pipe



Messy air supply

The old wooden construction was actually starting to become unsafe, with excessive evaporation causing timbers to rot and an electrical supply that posed a hazard.



Unsafe electrics



Safer electrics



Isolated electrical supply to new fish house



Fluorescent lighting

The first decision to make was the type of replacement building and its dimensions. I had looked at timber constructed sheds and thought about precast concrete paneled garages, but these options didn't really fit in with the ongoing plans for a home extension.

In the end, we asked the builders who were due to start work on the bigger home improvements for a quote and after some negotiation decided to go ahead with a solid breeze-block wall and tiled-roof building. This also gave us the opportunity to get to know the builders on site and provide us with an example of their work before we fully committed to a much bigger project with them.

The size of the construction was predetermined by: the existing plans and footprint of the new house extension; distance from a boundary with the neighbours; restrictions on height from the planning authorities; and distance before it encroached on the garden. I consulted with the Local Authority at the earliest stage and was relieved to discover we didn't need additional planning permission if we kept the roof height within reason and kept far enough from the neighbour.

The external dimensions finished at 15'x15' with the roof height at 7' rising to 10' at the apex. Internal dimensions have ended up at 13'x13', accounting from thickness of building materials and internal finishings. Adequate insulation was a high priority and the final construction had at least 4" of 'Kingspan' type foam insulation in the floor, walls and ceiling. With a breezeblock wall, timber cladding, double glazing and fiberglass skin. The fish house has never required supplementary heating and I have to leave a window open for much of the year.

Whilst building work was taking place, I ensured conduit was in place to receive electrical and mains water feeds and a hole bored for an extraction fan above the window. Unlike other fish houses I have seen, I didn't opt for a floor drain, with plans to incorporate more conventional drainage from a planned waste sink. I still siphon water to the garden and pump it in from rainwater butts, although I do have a mains supply inside the fish house. Most of the building and finishing stages were outlined in the previous article.

The one decision I would recommend to anyone else building a new fish house is opting for a glassfibre finish on all walls and ceiling. This provides a long lasting watertight skin which is over-paintable and looks excellent. The cost and process isn't as scary as you might expect. I had no previous experience and bought all the materials on-line from a supplier.

After some trial and error I got the hang of it, although coating the ceiling was a real challenge. An extra pair of hands would certainly help with any ceiling work, and working in small areas at a time would reduce the amount of resin and matting which ends up on the floor or in your hair.

This stage also presented the biggest health and safety risk.



DIY Glass-fibring

The resin is a highly volatile material when it is activated and one which needs to be worked with quickly. All the safety advice needs to be followed with overalls gloves and eye protection an absolute must. A sturdy platform is needed to enable you to concentrate on the elevated sections, without worrying about the risk of falling and potentially getting coated in resin or worse.

After all the building construction work, glassfibre, painting and floor tiling was completed I started thinking about getting racking in place. I had utilised timber frames in my old fish house and made use of reclaimed timber to good effect. This time, I'd already purchased some second-hand racks and tanks and adapted them to fit the space I had available.



Use of existing rack, also shows system 2 (3 Tanks, far right hand side)

To help me plan the layout, I used a scale diagram with moveable card representing the various configurations of tank stands, workbench, sink etc, until I was clear in my mind what the most effective use of space would be. I even had a card cut-out representing a tropical pond – but that was one idea which was put on the shelf!

The final scenario settled on tanks along each of the longest walls (which didn't have a door or a window), a work bench under the window and a rack jutting out from the wall with the door.

The first rack, as described in the last article, made use of two of the newly purchased wooden racks, joined (seamlessly!) together. Their construction was similar to the stands I had used on my old fish house with solid 3"x2" timbers jointed and bolted over three stages. This rack (12' long) made use of 14 of the 21 new tanks over 3 tiers and enabled me to transfer all my fish from the old fish house, freeing up the old tanks and stands for reuse.

I carefully dismantled the old racks and finally moved everything out of the old fish house, giving the builders the opportunity to move in and final demolish the old garage so they could start the new house extension works.

The timbers from the old racks were sanded down and cleaned up, although I didn't paint or treat them in any other way. I basically constructed a new stand, based on the timbers available which ended up at some 9' in overall length, 2' from front to back and 5' high. So with a 15" tank on top, the height of the top of the top-tier tanks is around 6'6".

Construction of the stands was using 4" screws, three per 'joint' with cross members to brace the legs and supporting runs of timber. I didn't use any carpentry joints, relying on the strength of the solid screws and oversize timbers (up to 2"x4"). To date this method of construction has proven to be more than adequate.




Simple stand construction from salvaged timbers

## Centralised Systems

I mentioned in my last article about centralising some of my tanks. Now that things have settled down, I have completed 4 separate centralised systems. System 1 filters 7 tanks through a pond filter, sat inside a sump and pumped using three submersible pumps. The total system is around 250 gallons, housing Loricariids including *Pseudacanthicus* and *Peckoltia*.





Pond filter sat in a sump

System 2 is a simple three tank set-up pumped using two power filters. The first carries water from bottom to middle, and the next from middle to top, with each tank trickling to the one below. The 100 gallon system houses *Hypancistrus* at a slightly higher temperature to other tanks.

System 3 comprises six 30"x15"x15" tanks with a 20 gallon sump.



System 3

A powerful submersible pump takes water to the top and it trickles through each tank before reaching the filter in the sump. The system has a total volume of around 200 gallons.

The filter was constructed from a PVC storage box inside another 30" tank. The following pictures show the simple construction of the sump.



Step 1: Plastic filter media to create a void at the bottom



Step 2: Tub inserted in 30" tank, resting on PVC pond plant baskets



Step 3: Layers of foam, filter floss and gravel to create biological media



Step 4: Pump connected, pipework feeding into filter, heaters placed in sump

System 3 houses *Panaqolus* which are notoriously messy fish. I clean the sump every 6 months when it is clogged with mulm, This presents a much lower maintenance option than regularly cleaning individual tanks.

To provide the *Panaqolus* with suitable habitats, I drilled out a few apple tree logs to provide caves, shown below.





Wood cave wedged in clay pipe

System 4 utilises three 24"x15"x15" drilled tanks which are fed from the outlet of a Fluval FX5 external power filter. The filter draws water from my 5 foot tank which houses a single pair of *Leporacanthicus* sp. L240.

The filter then feeds water to the three tanks before they discharge back to the 5 foot tank. Each 24" tank contains a single pair of *Panaqolus*. So, this 200 gallon system contains only 8 fish.



Rain water pumped to 30 gallon storage tubs before use in water changes.

### Habitats

I have collated a number of images on different habitats created to suit species within the fish house, shown below



System 4 (centre 3 tanks feeding to 5 foot tank in bottom left).

Water changing is more straight-forward for the centralised systems, in effect I have reduced water-change maintenance from 42 tanks down to 23 tanks.

I collect rainwater from the fish house roof and pump it into storage containers, before using it directly, or blended with treated tap water.



Set up type 1:

*Panaqolus* habitat packed with bogwood, tannin stained water and a few caves. This is part of centralised System 3 with 5 other 30"x15"x15" tanks. The term bogwood is used quite loosely. Much of the wood is scavenged from woodlands and comprises oak, beech and apple branches and logs. The collected wood isn't pre treated and so long as it is well weathered can be placed directly in the tank providing a food source for microbes and the fish that feed on them



Rain water collection from fish house roof



Set up type 2:

*Peckoltia* habitat with lots of varying sized caves, no substrate. 24"x15"x15" tank, part of System 1



**Set up type 3:**

*Ancistrus* habitat with smaller caves, gravel and sand, bogwood and java moss. Stand-alone 24"x12"x15" tank filtered with small internal power filter and sponge filter. The same set up has been used for *Ancistrus* sp. 'Paraguay', A. sp.4 and A. sp. 'Ucayali', with good success.



**Set up type 4:**

100 gallon *Leporacanthicus* habitat with big clay pipe caves, no substrate and good flow. Part of System 4 filtered with Fluval FX5 feeding into a further 3 30"x15"x15" tanks which house *Panaqolus* species. The two L240's which inhabit this tank have previously been housed with other species, but in an attempt to encourage them to breed all other fish have been removed. There have been clear signs of spawning behaviour but no eggs yet.



**Set up type 5:**

*Scleromystax*, clear water, sand rocks, good flow. Stand-alone 24"x12"x15" tanks with internal power filter and sponge filter. No bogwood is used in my *Scleromystax* tanks, which concentrate on a clear water habitat.

Limestone rocks are used in many of my tanks to prevent pH crashes, helping to buffer the water chemistry. Power filtration is essential to encourage *Scleromystax* to spawn on the tank sides.



**Set up type 6:**

*Centromochlus*, provided with lots of pipes. Stand-alone 24"x12"x15" tank. Simple air powered sponge filtration only. Lots of floating debris and plants.

The adult woodcats spawn in the open ended 22mm pvc pipes which have been cut to 100mm and bound with electrical ties, a piece of lead holds them down. Not pretty, but effective!




**Set up type 7:**

*Hypancistrus*, plenty of caves, rocks and good flow. 36"x15"x15" tank in System 2 with a further 2 same-sized tanks. The clay roof tiles provide lots of vertical habitats, as well as the usual caves horizontally. The system currently house L066, L260 and L173.



**Set up 8:**

Typical *Corydoras* habitat with air powered sponge filtration, bogwood, sand and java moss. Stand-alone tank 24"x12"x15".



Set up 9:

Most of my *Corydoras* are housed in stand alone tanks, filtered with air powered sponges. I plan to move towards Hamburg-Matten Filters in time, to reduce the burden of cleaning sponges so frequently

Hang-on breeding boxes provide safe habitats for fry and young *Corydoras* and *Ancistrus*. Eggs are placed in a hang-on box with a drop of methylene blue. After they hatch, water is changed. Feeding starts after 2 further days. After a week, the box is 'switched on' with flow from the air driven inlet pipe. A small amount of sand and some java moss is added to the box.

All images by Mark Walters

## What's New?

Mark Walters



*Oxyropsis* sp. – Image by Mark Walters

At the Convention I was fortunate to pick up a number of new species, not previously encountered. Ingo Seidel kindly brought over a new *Panaqolus* species – L398, which he had successfully bred.

I also bought two species from Aqualife in Preston. The first appeared to be a *Hypoptopoma* species, but which turns out to be a closely related genus *Oxyropsis*. As I write, the 4 specimens I brought home are thriving in a warm aquarium, devouring algae, newly hatched brine shrimp and processed fish foods.

Also at Aqualife were some very nice *Corydoras ourastigma*, a new species so far as I had seen.



*Corydoras ourastigma* – image by Mark Walters



*Microsynodontis polli* – Image by Steve Grant

## Scientific Papers

The following abstracts are for new discoveries and species.

### Trans Andean Ancistrinae

**Taphorn, D.C, Armbruster, J.W, Villa-Navarro F. Ray K. Trans-Andean Ancistrus (Siluriformes: Loricariidae)**

The paper reviews the trans-Andean species of *Ancistrus* from Panama, Colombia and Venezuela. Based on analyses of meristic, morphometric and pigmentation pattern data of preserved specimens, eight of sixteen species reported from this Region are considered valid and two new species are described.

*Ancistrus chagresi* (Eigenmann & Eigenmann 1889) is reviewed from both slopes of central Panama; *A. centrolepis* Regan 1913 from Pacific slopes of eastern Panama and western Colombia; *Ancistrus caucanus* Fowler 1943, from the Magdalena River drainage in northern Colombia; *Ancistrus martini* Schultz 1944, from the Lake Maracaibo Basin of Venezuela and Colombia. *Ancistrus galani* Pérez & Vilorio 1994, from a cave in the Lake Maracaibo Basin of Venezuela is considered valid but was not examined.

*Ancistrus tolima* new species is described from the upper Magdalena River drainage and *Ancistrus vericaucanus* new species is described from the upper Cauca River drainage. *Ancistrus gymnorrhynchus* Kner 1854 and *A. falconensis* Taphorn, Armbruster & Rodriguez-O. 2010 were treated previously.

One specimen of *A. clementinae* Rendahl 1937 from the Pacific coast of Ecuador was examined, it is considered a valid species. A key for identification and geographical ranges are provided.

Published: *Zootaxa* 3641 (4): 343-370 (pdf, public)

### New Genus of Loricariidae

**Salcedo N.J.. Description of *Loraxichthys lexa*, new genus and species (Siluriformes: Loricariidae) from the Río Huallaga Basin, central Peru, with notes on the morphology of the enigmatic *Lipopterichthys carrioni* Norman, 1935**

A new genus and species of armored catfish, *Loraxichthys lexa*, collected in 1955 by the Catherwood Foundation Peruvian-Amazon Expedition from the vicinity of Tingo María, Huánuco, is described. *Loraxichthys* is diagnosed by two uniquely derived characters: two to four robust evertible posterior cheek odontodes with hooked tips, longer than odontodes anterior to them but no more than twice their length; and skin folds on dorsal border along first pelvic-fin ray crenulated in mature males.

*Loraxichthys lexa*, new species, is only known from clear water tributaries of the Río Huallaga in the vicinity of Tingo María. Additionally, notes on the morphology of the enigmatic species *Lipopterichthys carrioni* are included, and an artificial key for the genera *Chaetostoma*, *Cordylancistrus*, *Dolichancistrus*, *Leptoancistrus*, *Lipopterichthys*, and *Loraxichthys* is provided.

Published: *Zootaxa* 3640 (4): 557-571 (pdf, public)

### New Hypostomus

**Cláudio Henrique Zawadzki, Renildo Ribeiro de Oliveira & Tiago Debona. A new species of *Hypostomus* Lacépède, 1803 (Siluriformes: Loricariidae) from the rio Tocantins-Araguaia basin, Brazil**

*Hypostomus delimai* is described from the rio Tocantins, Tocantins State, and from the rio Araguaia, Pará, and Tocantins States, Brazil. The new species is distinguished from all other *Hypostomus* species, except from *H. carinatus*, *H. hoplonites*, and *H. watwata*, by the presence of five to eight (mode seven) predorsal plates limiting posterior border of the supraoccipital bone (vs. one to three plates).

It can be distinguished from *H. carinatus*, *H. hoplonites*, and *H. watwata* by having pale spots over darker background on body and fins (vs. dark spots over lighter background). The species was only found in the middle stretches of the rio Tocantins-Araguaia basin.

The first collection of specimens assigned to the new species was done in the rio Tocantins before the construction of the Tucuruí dam. Recently additional material was collected in the rio Araguaia, in a habitat that soon will be flooded for the construction of the Santa Isabel hydroelectric power Station.

Published: *Neotropical Ichthyology*, 11 (1) 73-80, 20134 (public)



# The British & International Discus Keepers Association Show

## Danny Blundell



The Catfish Study Group was asked by BIDKA to put on a catfish stand at their biennial international Discus show over the weekend of the 23<sup>rd</sup>/24<sup>th</sup> March.


On the Friday Bob Barnes took one of our sales tanks, and show cube to the venue in the Dome Doncaster, and set them up ready for the fish on Saturday. On Saturday I arranged to meet Bob at the venue with the CSG merchandise, but as we left Morecambe Bay we realised that travel would be tricky due to the snow.



Even with a 4x4 we arrived three hours later only to find that Bob was snowed in, complete with the fish for our display. These catfish had been selected by Bob as companions for Discus, and supplied to us by Steve at Aqualife.

Those that made it had a great time, with a large number of Discus in the show, and many for sale, along with aquatic accessories.

The following photograph shows our stand along with the row of Discus tanks.



The CSG stand at BIDKA 2013

Although the CSG could only be represented for one day, we spoke to many Discus enthusiasts about the variety of catfish that would act as Discus tank mates.

I photographed the majority of the show fish, but only had room to include my favourite Discus.

Two green parrots are perched on a wooden branch, facing each other. The parrot on the left has a speech bubble above it, and the parrot on the right has a speech bubble above it. The background is a light blue to green gradient.

Have You Heard  
Postage is Free @  
Midlandwaterlife.com

Yes but  
Have You Seen The  
Selection Of Aquatic  
Products

For Top Service Shop Online

@

[midlandwaterlife.com](http://midlandwaterlife.com)

Or visit one of our shops:-

20 The Strand Bromsgrove

Wores B61 8AB

Tel (01527)879207


**MIDLAND**  
**WATERLIFE**

Caring for your fish



# G.B.W

## Products & Services



**High Class Joinery  
Furniture  
Wood Carvings  
Commissions Undertaken**

**Contact**  
**Brian Walsh**  
**Tel: (01254) 776567**  
**Mob: 07977 428 788**  
**Email: [g.b.w@live.co.uk](mailto:g.b.w@live.co.uk)**

