

Paris Region

Facts & Figures 2023





Paris Region

Europe's Leading Business and Innovation Powerhouse

Paris Region Facts and Figures 2023 provides an overview of the economic dynamism and social life of Paris Region, positioning it among the top regions in Europe and worldwide.

With its fundamental key indicators, the "Paris Region Facts and Figures 2023" brochure is a decision-making tool for companies and economic stakeholders. This brochure is a useful resource for the Region's economic and political leaders and for all those who wish to have a global vision of this dynamic regional economy.

Paris Region Facts and Figures 2023 is a collaborative publication produced by Choose Paris Region, L'Institut Paris Region and the Paris Île-de-France Regional Chamber of Commerce and Industry.

Please do not hesitate to send us your comments and suggestions to improve this new edition: prff@chooseparisregion.org

We thank all the organizations and individuals from whom we retrieved the data used in producing this document: 2thinknow, APUR, ARCEP, ARWU, ASTech, AT, Kearney, Atomico, BNP Paribas Real Estate, Cable.co.uk, Cap Digital, CEOWorld Magazine, Chambre d'Agriculture d'Île-de-France, Choose Paris Region, Paris Île-de-France CCI, Cité internationale universitaire de Paris, CJS, Conseil Régional d'Île-de-France, Cosmetic Valley, Cornell University, CRT Paris Île-de-France, Cushman & Wakefield, Diane, ECA International, Educsof, Elsevier/Scopus, Eurostat, Expatistan, EY-ULI Index, Ficep, fDI Intelligence and the TNW (The Next Web), Finance Innovation, Financial Times, FNAK, Fortune Magazine, French Customs, Gobelins, Guide Michelin, Haropa Port, HEC, Hceres, ICCA, Île-de-France Mobilités, Île-de-France Terre de Saveurs, Immostat, INJEP-MERES, INPI, INSEAD, INSEE, International Animation School Ranking, IRDS, JLL, KPMG, Le Coût de l'Expat, L'Institut Paris Region, Medicen, Mercer, Mori Memorial's Foundation's Institute for Urban strategies, Ministry of Education, Higher Education and Research, Next Move, OLAP, ORIE, OST, OTCP (Paris Convention and Visitors Bureau), Paris2024 media, Paris Aéroport, Paris Île-de-France Capitale Economique, Polymeris, PWC, RATP, Reuters, Rungis, Savills, Schroders, SETRA, SNCF, Société du Grand Paris, Station F, Startup Blink, Systematic, Unesco, Unicem, UNIMEV, Velib Metropole, WIPO.

Editorial Board: Paris Region Facts and Figures 2023

Choose Paris Region: Pauline Degaudenzi, Florence Humbert, Stéphanie Rimbart, Sana Benraffas, Julien Baumann

L'Institut Paris Region: Vincent Gollain, Christine Tarquis

Paris Île-de-France Regional Chamber of Commerce and Industry: Yves Burfin, Isabelle Savelli, Julien Tuillier

Maps: Pascale Guéry, L'Institut Paris Region

Graphic design: Choose Paris Region

Printed in February 2023, France
Printer: Merico

© Choose Paris Region

© L'Institut Paris Region

© Paris Île-de-France CCI

ISSN: 1958-1270



Aerial cityscape of Paris, France with Seine River and Eiffel Tower © Adobestock

Table of contents

Welcome to Paris Region	5
Breathe, Relax and Live in a Green and Sustainable Region	11
Join Europe's Largest and Cosmopolitan Pool of Talents	17
Grow Your Business in an Innovative Region	27
Benefit from State-of-the-Art Infrastructures	37



Welcome to Paris Region, a Vibrant, Innovative and Sustainable Region

Discover A Dynamic and Fast-Growing Region

A cultural and intellectual metropolis, a scientific and urban laboratory, Paris Region is France's economic powerhouse, accounting for 31% of the national GDP, 23.1% of France's workforce and 42.3% of the country's R&D spendings. The young and steadily growing population is not only attracted by the Region's economic opportunities but also by the quality of life offered.

Breathe, Relax and Live in a Green and Sustainable Region

With usually around 50 million visitors each year, Paris Region is synonymous with culture, gastronomy, history and "art de vivre" in a green environment, preserving biodiversity, and reducing carbon emissions.

Join Europe's Largest and Cosmopolitan Pool of Talents

Companies will find in the Region a pool of international and highly-skilled talents ready to help expand their business: 6.5 million jobs, Europe's largest concentration of students, world-class engineers, researchers, scientists,...

Grow your Business in an Innovative Region

With the highest GDP in EU, Paris Region is home to a thriving business and research community, with a vibrant exchange between Europe's highest concentration of Fortune Global 500 corporations, corporate HQs, SMEs, trailblazing startups, and world-class competitiveness clusters. The Region is renowned worldwide for its strong expertise and know-how in key market areas, both in services and industry.

Benefit from State-of-the-Art Infrastructures

Paris Region is a constellation of diverse, specialized districts that make it a highly attractive location for a range of offices, industries, logistics, research areas, and lifestyles at very competitive costs. The Region benefits from 3 international airports, high-speed rail, an ever-expanding urban subway system, new modes of mobility, and an excellent broadband communication network to get connected to Europe and the World. The Region offers very competitive telecom and energy costs.

Paris Region, a Dynamic and Fast-growing Region

A Thriving Business and Research Community
A Strong Know-How in Services and Industry

- Home to **18.3%** of France's population
- Producer of **31%** of national GDP
- Contributor to **5.3%** of the EU GDP
- Gathering **23.1%** of all jobs in France
- Employing **34.2%** of all French executives
- Educating **27%** of all students in France
- Encompassing **42.3%** of R&D spending
- Home to **37.7%** of R&D workforce and **29.9%** of scientists and engineers in France

A massive consumer marketplace

A top hub for upcoming talents

Competitive real estate and logistics solutions

World-class transport and digital infrastructure

An outstanding lifestyle



© AdobeStock

Paris Region in the European Union

as of 01.01.2023

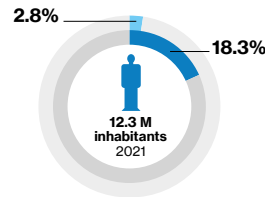


*UK has left the EU28 from 01.01.2021

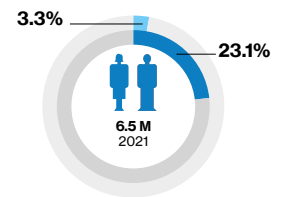
Paris Region is part of:
 - The European Union
 - The Schengen area
 - The Eurozone

Paris Region vs. France & Europe

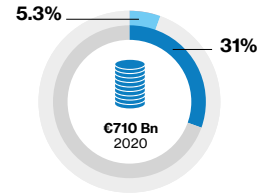
Population



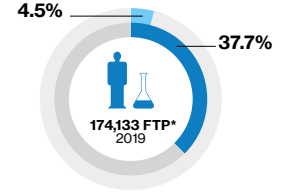
Jobs



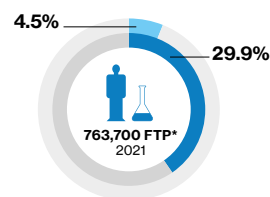
GDP



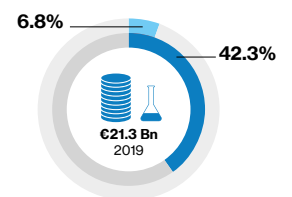
R&D workforce



Scientists and Engineers




R&D expenditure



■ Paris Region / UE ■ Paris Region / France

* Full Time Equivalent
 Insee, Eurostat, Ministry of Education, Higher Education and Research

Paris Region in Figures



787,175
students



12,012 km²
surface area



12.3 million
inhabitants
1,020
inhabitants
per km²



6.5 million jobs
(salaried and
non-salaried)



86.7 million
passengers
in Air Traffic



763,700
Scientists and
Engineers

€21.3 Bn
R&D expenditure



1,459,000
companies

1,589,000
sites (all activities)

275,200
companies
created

12,000
startups



55 million m²
Office space



€159.6 Bn
Import



€101.4 Bn
Export



10 main stations
including

7
high-speed
train stations



22.6 million
tourists,
incl.
6.8 million
international
tourists



GDP **€710 Bn**

GDP **€57,600**
per capita

GDP **€111,000**
per job

- Eiffel Tower
- Château de Versailles
- La Défense
- Stade de France
- Disneyland Paris
- Prefecture
- Greater Paris Metropolis
- County border
- International airport
- High-speed rail network
- High-speed train station (TGV)
- Built-up area
- Wooded area
- Other areas
- The Seine and its tributaries



© L'INSTITUT PARIS REGION, 2023
Source: L'Institut Paris Region

CRT Paris Île-de-France, Insee (National Institute of Statistics and Economic Studies), Eurostat, French Customs, ORIE (Regional Observatory of Commercial Real Estate in Paris Region), Ministry of Education, Higher Education and Research, Paris Aéroports, SNCF (National Railways of France), Startup Blink.
Data: latest year available.

Paris Region's Position in International Rankings

Paris Region is one of the most distinguished Regions in the world according to different rankings on attractiveness, foreign direct investments, talents, real estate, cost and quality of life.

Recent international studies place the Region within the top global areas in the world in terms of Human Capital and Talent, Economic Activity, Attractiveness, Quality of Life, Cultural Experience, Information Exchange, R&D Innovation, Tourism and more.



© Hoops Factory, Basket Hall in Aubervilliers © J.-M. Scot, L'Institut Paris Region

Global Attractiveness

Global Cities Index 2022 on economic performances

Paris held its spot, improving its position in information exchange and cultural experience as its restaurants, museums, and cultural attractions began to recover.

	2020	2021	2022
New York	1	1	1
London	2	2	2
Paris	3	3	3
Tokyo	4	4	4
Beijing	5	5	5
Los Angeles	7	5	6
Chicago	8	8	7
Melbourne	18	12	8
Singapore	9	9	9
Hong Kong	6	7	10

A.T. Kearney

Global Cities Outlook 2022 on the potential of a city to attract and retain global capital, people, and ideas in coming years.

Paris rose by **14** places in the ranking for personal well-being.

	2020	2021	2022
London	1	1	1
Paris	5	2	2
Luxembourg	17	11	3
Munich	6	3	4
Stockholm	8	6	5
New York	27	18	6
Dublin	10	5	7
Copenhagen	20	21	8
Abu Dhabi	7	4	9
Amsterdam	9	20	10

A.T. Kearney

Global Power City Index 2022

World's most attractive cities according to their ability to attract people, capital, and enterprises from around the world.

Paris, **1st** in Livability, **3rd** in cultural interaction.

	2020	2021	2022
London	1	1	1
New York	2	2	2
Tokyo	3	3	3
Paris	4	4	4
Singapore	5	5	5
Amsterdam	6	6	6
Seoul	8	8	7
Berlin	6	7	8
Melbourne	11	10	9
Shanghai	10	10	10

Mori Memorial's Foundation's Institute for Urban Strategies

Global Cities Index 2022

Paris is **#7** in the ranking that identifies cities combining economic dynamism, excellent universities, forward-thinking environmental policies and excellent transport infrastructure.

	2020	2021	2022
London	2	2	1
Boston	4	3	2
San Francisco	6	2	3
New York	9	5	4
Melbourne	12	10	5
Toronto	16	7	6
Paris	14	4	7
Singapore	13	11	8
Hong Kong	3	6	9
Chicago	-	-	10

Schroders

Foreign Direct Investments

Global Cities Investment Monitor 2022

Paris Region is a Top Global Region for International Investments

Paris Region, **#1 worldwide**

- for reinvestments,
- for foreign direct investments in:
 - R&D
 - Corporate and Investment Banking

Paris Region, #2 most attractive global cities

- **#1 worldwide** for basic services: health, education, security and for political stability and legal security
- **#2 worldwide** for the ecological commitment, for the quality of life, public investment and state support for business
- **#5 worldwide** for the availability of qualified personnel

Global Cities Investment Monitor, Paris Ile-de-France Capitale Economique, Opinion Way, Choose Paris Region, 2022

fDi European Regions of the Future 2023



fDi Intelligence 2023

Paris Region's Strengths:

- Economic potential
- Human capital and quality of life
- Business environment,
- Connectivity
- fDi Strategy

fDi Intelligence assesses the attractiveness of locations for foreign direct investment (FDI).

Cost and Quality of Life

Paris Region is More Affordable Than Greater London and Less Expensive Than Many European Regions

Cost of Living Survey 2022 Paris, ranked #35 (#33 in 2021),

is more affordable than these global cities:

- #1 Hong-Kong
- #2 Zurich
- #3 Geneva
- #4 Basel
- #5 Bern
- #6 Tel Aviv
- #7 New York City
- #8 Singapore
- #9 Tokyo
- #10 Beijing
- #11 Copenhagen
- #15 London

Mercer 2022 (Selection of cities)

Cost of Living, ECA International

- New York, Hong Kong, Geneva, Tel Aviv, London, San Francisco, Zurich, Singapore, Seoul, and Moscow are the most expensive cities in the world
- **Paris is less expensive** than the above cities, as well as Bern, Copenhagen, Oslo, Stavanger, Reykjavik, Stockholm, and Luxembourg in Europe

ECA International, 2022

Cost of Living, Le Coût de l'Expat

Paris is

- 24-29% less expensive than San Francisco, London, New York, Zurich...
- Equivalent to Amsterdam, Los Angeles, Munich, Shanghai

Le coût de l'Expat, 01/2023

Talents

Global Ranking of Academic Subjects – Mathematics, 2022

- **2 of the Top 3 best universities in the World in Mathematics**

- #1 Paris Saclay University
- #3 Sorbonne University

GRAS, Shanghai Ranking Consultancy, 2022

Tourism and Meetings

Attendees of International Meetings organized in the World in 2021, ICCA

- **#1 Paris: the world's leading destination by number of attendees in meetings organized in 2021 (189,000)**
- #2 Barcelona (144,000)
- #3 Taipei (143,000)
- #4 London (129,000)
- #5 Vienna (105,000)

ICCA, International Congress and Convention Association, data 2021

Financial Times Education Rankings 2021/2022

HEC Paris
Best European Business School
#2 Best Master in Management
(2022)

INSEAD
Best global MBA in the world
#3 Best EMBA
(2021)

Real Estate

2020 Attractiveness of Global Business Districts Report

Paris La Défense, 4th largest business district in the world

Paris La Défense holds the fourth position thanks to 49% of its metropolitan population being highly skilled, the density of the transport infrastructure in Paris Region and a high concentration of international headquarters (Fortune 500, Société des Bourses Françaises (SBF) 120 companies, and large consulting firms).

- #1 London, The City
- #2 New York, Midtown
- #3 Tokyo, Marunouchi
- **#4 Paris, La Défense**
- #5 London, Canary Wharf
- #6 New York, Financial District
- #7 Beijing, CBD
- #8 Seoul, Gangnam
- #9 Singapore, Downtown Core
- #10 Chicago, The Loop

EY-ULI Index

Emerging Trends in Real Estate, Europe 2023

Paris, #2 for overall real estate prospects in 2023

“Paris strong transport links find favor with industry leaders, but they are also anticipating a boost from the 2024 Olympic Games. France is seen as having a relatively resilient energy supply, mainly due to its nuclear generation, which contributes to a lower carbon footprint for real estate operators.”

Emerging Trends in Real Estate, Europe			
	2021 (data 2020)	2022 (data 2021)	2023 (data 2022)
1	Berlin	London	London
2	London	Berlin	Paris
3	Paris	Paris	Berlin
4	Frankfurt	Frankfurt	Madrid
5	Amsterdam	Munich	Munich
6	Hamburg	Madrid	Amsterdam
7	Munich	Amsterdam	Frankfurt
8	Madrid	Hamburg	Hamburg
9	Milan	Barcelona	Barcelona
10	Vienna	Brussels	Milan

PWC, Urban Land Institute, 2023

R&D, Tech and Innovation

Global Innovation Index 2022

Paris, the world's #10 largest science and technology cluster

WIPO (World Intellectual Property Organization), 2022

Innovation Geographies 2022

Paris:

- #1 innovative city in Europe
- #7 in the world
- Ahead of London (#9), Berlin (#18), Munich (#21) and Helsinki (#24) in Europe.
- **#15** for the talent concentration

Paris stands out for its:

- High number of international projects
- High volume of startups
- Above-average R&D spending as a percentage of GDP
- Large number of international patents filed
- High level of patenting activity, particularly in the private sector
- Areas of excellence, which include transportation equipment, pharmaceuticals and biotechnology

JLL, 2020 /2022

Innovation Cities Top 100 Index 2021

Paris, highest ranked EU startup ecosystem and the world's #10 best city for innovation

2thinknow, 2021

Startup Blink 2022

Paris joined the world's top 10 at 10th, #2 in Europe, top EU city

Paris is an ideal place to locate for Ecommerce & Retail, Software and Data and Education startups

StartupBlink, 2022

Tech Cities of the Future 2021

Paris, Europe's #2 tech city out of 76 cities

- #1 London
- **#2 Paris**
- #3 Dublin
- #4 Berlin
- #5 Amsterdam
- #6 Madrid
- #7 Barcelona
- #8 Munich
- #9 Stockholm
- #10 Bucharest

Criteria: Economic Potential, Innovation and Attractiveness, FDI Performance, Cost Effectiveness and Startup Environment...

fDI Intelligence and the TNW (The Next Web)

Paris Region, an International and Cosmopolitan Region

With a population of over 12 million, the Region is called home by many French and non-French alike, a crowd speaking a wide variety of languages. Students, entrepreneurs, researchers, and investors flock to Paris Region every day to make the most of it. The Region offers access to world-class academic institutions, business opportunities and a rich quality of life but it's also the buzz and atmosphere generated by its great cultural melting pot that make it such an attractive, diverse Region.



© Yann Rabanier

1.8 M
international
residents live
in the Region

14.5% of
the population

Insee, 2022, data 2019

125,000
international
students,
including
78,700 in
Paris Region
Public
Universities

Insee, 2022, data 2019

7,000
international
PhD students

MESRI, 2022, data 2021-2022

5,000
international
researchers

FNAK, data 2021

6.8 M
international
tourists
(usually over 22M)

CRT Paris Ile-de-France 2022, data 2021

16,560
foreign sites
573,000
Jobs

INSEE 2021, data 2018

**1 out of
6 jobs in
Paris Region
is in a foreign
company
(16.2%)**

INSEE 2021, data 2018

404
foreign
companies
chose Paris
Region in
2021

10,800
jobs created

Choose Paris Region, data 2021



L'Orangerie garden in Versailles. Paris, France, Javi Martin © Adobestock

Breathe, Relax and Live in a Green and Sustainable Region

Experience a Unique Worklife in a Green and Sustainable Region

Paris Region is deeply committed to promoting sustainability through business, environmentally responsible urban planning, and through projects with a positive social impact.

The Region strives to provide its citizens with a greener environment that incorporates carbon-free urban planning. The population can enjoy a very green environment with nature covering more than three quarters of the territory.

Live in the World's Favorite Tourist Destination with a Rich and Dynamic Cultural Offer

Paris Region bursts with opportunities to get active indoors and outdoors. The Region is made of unique surroundings: a historically rich center and wide green spaces, parks, and beautiful waterways, as well as incredible museums and historical monuments. It is an ideal place for cinephiles, nature lovers, thrill seekers, foodies and art buffs and a Region where people can enjoy a good work-life balance.

Join a Sporty Region

The Region offers its residents a wide variety of facilities and sports clubs to keep them fit and healthy. In addition, they can attend world-class sporting events such as the next Rugby World Cup 2023 or the 2024 Olympic and Paralympic Games.

Experience a Unique Work Life in a Green and Sustainable Region

Whether you live in Paris or within the Region; whether you're living alone or with a family of five; whether you're looking to reconnect with nature or to dance until dawn, you'll find countless ways to spend your time. Home to 18% of France's population on 2% of the national territory, Paris Region strives to provide its citizens with a greener environment that incorporates carbon-free urban planning. The Region, incredibly family-friendly, offers an unbeatable and affordable quality of life. Culture, architecture, history, parks, gastronomy, shopping, sports, the list goes on. Paris Region is an exceptional place to live and thrive.



Bois de Boulogne © Adobestock

A Green Region

76%

green space and forests

- Paris Region surface area: **12,000 km²**
- 50%** agricultural land
- 26%** wooded areas, natural world
- 22%** urban space
- 1,5%** water
- 1/4** of Paris Region is covered by the **4** existing Regional Nature Parks and **1** in project
- 43** outstanding gardens
- 35** "Natura 2000" sites
- 15,000 km** of ecological corridors
- 275** sites identified for their geological interest
- 131** sustainable neighborhoods in Paris Region
- 176,000** homes programmed within these accredited neighborhoods
- A very high level of urban services (water, waste, energy...)
- Since the early 2000s, over **5 km** of urban rivers have been reopened.
- An additional **15 km** are underway or under consideration.
- Paris Region has many biodiversity reservoirs (**262 000 ha**), from the Fontainebleau forest to the valleys and wooded hills of the Parc Naturel Régional du Vexin (Vexin Regional Nature Park)

- + 25%** more trips by bicycle in Paris Region between 2018 and 2020, particularly in the heart of the city
- With **124** new organic farms, 2020 is the most dynamic year in twenty-three years.
- Nearly **15%** of farms are in organic agriculture with **648** producers, **39%** of which are in field crops and **27%** in vegetable production.
- 40,000 ha** of organic and in-conversion land in the Region, i.e. **7%** of the regional agricultural surface.
- Short food circuits are in place for **900** farms (**22%**)
- Since 2013, the quantity of biomethane injected into gas networks has increased **40-fold**

L'Institut Paris Region (L'environnement en Île-de-France), Chambre Régionale d'Agriculture, DRAC Île-de-France, 2022

The Region has a temperate Atlantic climate with some semi-continental influences. (temperature variations are higher and rainfall lower). Temperatures are characterized by a relative mildness and regularity, usually around **11°C** on average. (exceptionally **14.9°** in 2022). The **365 mm** of annual precipitation is very well distributed throughout the year while winds are generally weak. distributed throughout the year while winds are generally weak.

Meteo.net, 2022

A Great Place to Live in, with Competitive Costs

5.8 million housing units

- 72,5%** apartments, **4.3 million**
- 25,8%** houses, **1.5 million**

Insee, 12/2022, data 2019

Private Housing Rents in Paris Region				
	Paris	Inner suburbs	Outer suburbs	Paris Region
Surface in m ²	50	53	57	53
Rent in €/m ²	24.1	17.6	14.9	18.9
Average monthly rent in €	1,198	932	854	1,002

OLAP 2022, data 2021

Cost of Living in Paris Region vs Greater London			
Category	Description	Paris Region	Greater London
Real Estate	Monthly rent for 85 m ² furnished accommodation (expensive area)	€2,670	€3,340
Transport	Monthly ticket public transport	€84.10	€174
Food	Basic lunchtime menu (business area)	€21	€17
Health	Short visit to a private doctor	€29	€108
Sports	1 month gym membership (business area)	€51	€54
Leisure	2 tickets to the movies	€25	€28

Le Coût de l'Expat, 01/2023

A Rich and High-Quality Care Offer

Paris Region has the largest hospital system in Europe (AP-HP - Assistance Publique-Hôpitaux de Paris) and the French health care system consists of a fully integrated network of public hospitals, private clinics, doctors and other health care providers. It is unique in the world as it is universal. Everyone receives the same high-level of care and treatment regardless of income. Contributions are paid through social security contributions deducted from salaries. Bilingual doctors and hospitals are easily accessible.

Health-Care professionals in Paris Region						
	Practitioners	General practitioners	Specialists	Dental Surgeons	State-certified nurses	Pharmacists
Total	72,788	22,554	50,234	9,567	123,940	13,427
% of France	21.5	17.9	23.6	21.7	13.2	18.2

Research, studies, evaluation and statistics Direction 2022, data 2022 and 2021*

The World's Favorite Tourist Destination

- **22.6 million** tourists, including **6.8 million** international visitors (**30%**)
- **82.5 million** overnight stays, including **31.3 million** for international tourists (**38%**)
- **€8.4 Bn** in economic benefits, including **€3.4 Bn** from international tourists (**41%**)
- **35,480** businesses (private sector)
- **309,255** jobs (private sector)

CRT Paris Ile-de-France, 2022, data 2021, Ministère de la Culture, data 2022

One of the Largest Hotel Facilities in the World

- **2,393** hotels, **157,300** rooms, including
 - **97** 5-star hotels, **9,400** rooms
 - **609** 4-star hotels, **54,000** rooms
 - **994** 3-star hotels, **58,000** rooms
- **21.1** million overnight stays in hotels
- **12** luxury hotels

CRT Paris Ile-de-France, 2022, data 2021, INSEE 2022, data 2022

An Unrivalled Cultural Offering

- **320** cinemas
- **297** theaters
- **997** public libraries
- **5** opera houses
- **58** foreign cultural institutes and centers (FICEP)
- **28,3** million visitors in the top 20 cultural sites in Paris Region in 2021
- **3** of the Top 20 most visited exhibitions in Europe
- **5 million** visitors attending the **20 largest** exhibitions in Paris Region in 2021
- **100** parks, gardens and protected sites

CRT Paris Ile-de-France, 2022, data 2021, Ministry of Culture, data 2022

3,900
historic monuments

Ministry of Culture, data 2022

5 UNESCO Sites (2022)

- Palace and Park of Versailles
- Paris, Banks of the Seine
- Palace and Park of Fontainebleau
- The Medieval Town of Provins
- Le Corbusier's architectural work

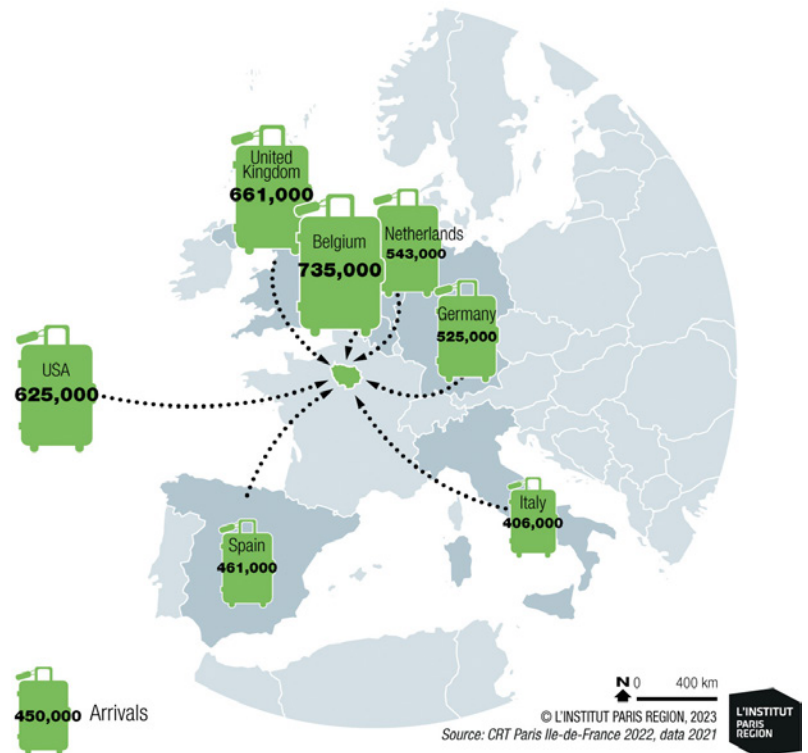
Inspiring

Paris Region is a popular setting for the shooting of French and international films, series, and commercials. The Region concentrates more than **50%** of the film shootings in France

- **1,000** shootings per year
- **15 to 20** shootings per day in the Region

Unifrance, CNC, Audiens, Film Paris Region, data 2021

Origins of Paris Region's Main International Tourists (2021)



International customers accounted for **31.3 million** of tourist stays in 2021. (**11%** from Belgium, **10%** from UK, **9%** from the USA, **8%** from Netherlands, **8%** from Germany..)

European tourists account for **63%** of international stays in Paris Region.

CRT Paris Ile-de-France, 2022, data 2021

4
of EMEA*'s
Most Visited
Museums

- #1 The Louvre, world's most visited museum
- #10 Musée d'Orsay
- #11 Centre Pompidou
- #16 Cité des Sciences et de l'industrie

* European Middle East Africa AECOM, 2021

169
Museums

Iconic Tourist Attractions

Most Visited Tourist Sites in Paris Region (number of visitors – 2021)	
Disney Park at Disneyland Paris, Marne-la-Vallée	3,500,000
Louvre Museum	2,825,000
Château de Versailles	2,500,000
Eiffel Tower	2,047,000
Walt Disney Studios Park at Disneyland Paris, Marne-la-Vallée	1,884,000
Pompidou Center	1,501,000
National Natural History Museum	1,224,200
Orsay Museum	1,044,000
The Medieval Town of Provins	1,000,000
Cité des Sciences et de l'Industrie	984,000
Atelier des Lumières	726,000
Fondation Louis Vuitton	691,000
Quai Branly Museum – Jacques Chirac	616,000
Musée Carnavalet - Histoire de Paris	606,000
ZooSafari Thoiry	522,555
Petit Palais - Musée des Beaux-Arts de la Ville de Paris	517,000
Arc de triomphe	510,000
Bourse de Commerce - Pinault Collection	508,000

CRT Paris Ile-de-France, 2022, data 2021, Global Attractions Attendance Report, TEA / AECOM, data 2021

The World Capital for Shopping

(2022)

Paris is the international capital of fashion and creation. Between luxury houses, department stores, designers' trends, concept stores and outlets, Paris Region is a popular shopping destination for French and foreign tourists.

- **219** shopping centers, **≥ 5,000 m²** including Westfield Les Quatre Temps, Westfield Forum des Halles, the Carroussel du Louvre, Beaugrenelle, Bercy Village, La Vallée Village...
- **17** major department stores: Galeries Lafayette, Printemps, Le Bon Marché, BHV Marais...
- **10** factory outlets

European High Streets Ranking June 2021/May 2022	
Number of visitors (% of increase)	
Paris - Champs-Elysées	+102%
Amsterdam - Leidsestraat	+55%
Rome - Via Corso	+49%
Madrid - Gran Vía	+44%
Berlin - Kurfürstendamm	+31%
Londres - Oxford Street	+ 31%
Bruxelles - Rue Neuve	+3%

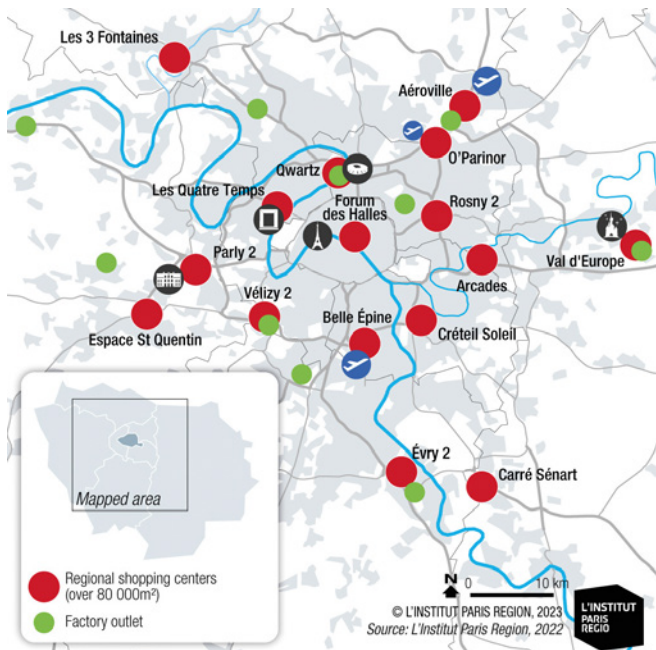
Cushman & Wakefield/Mytraffic - 2022

On average, **880,000** people pass in front of a typical Champs-Elysées store each month.

Cushman & Wakefield/Mytraffic - 2022 June 2021- May 2022

Paris Region Major Shopping Centers

(2022)



A Unique Culinary Destination

(2021)

Paris Region is home to the Rungis National Interest Market (MIN), which is the largest fresh food market in the world.

It accounts for nearly two-thirds of the wholesale market activity in France.

As the largest food consumption area in France, Paris Region has **12.3 million** inhabitants and welcomes **50 million** tourists every year.

Rungis International Market, the world's biggest fresh products market

- **€10 Bn** euros turnover
- **18 million** consumers
- **1,200** companies
- **6,350,320** visitors
- **1,340,000** buyer entries
- **3.1 million** tons of goods pass through every year

5,600 m²
the largest sales area devoted to organic products in Europe

Rungis, 2022 data 2021

Specialities Produced in Paris Region

Over 3,000 regional products bear the signature of the "Produit en Île-de-France" (produced in Paris Region) brand.

Paris Region is one of France's major agricultural areas and the leading food-producing Region in France.

The Region has many emblematic products resulting from local agricultural and artisanal know-how.

Paris Region is specialized in large-scale farming with cereals and oilseeds covering nearly **80%** of the regional Agricultural surface.

Paris Region is the leading French Region for the production of watercress and parsley.

It ranks **2nd** for white onions, **3rd** for fibre flax.

Île-de-France Terre de Saveurs, Chambre d'Agriculture d'Île-de-France, 2022

Many culinary products are produced in and named after different towns of Paris Region, for example:

- Asparagus from Argenteuil
- Baguette, Ham, Mushrooms, Strawberries ... from Paris
- Beans from Arpajon,
- Beer from Brie, Gâtinais, Vexin
- Brie cheese from Meaux, Melun, Montereau, Nangis, Provins
- Cabbages from Pontoise
- Cherries from Montmorency
- Honey and Saffron from Gâtinais,
- Potatoes Belle de Fontenay
- Roses from Provins
- Peaches from Montreuil
- Peppermint from Milly-la-Forêt
- Poppies from Nemours
- Watercress from Méréville...

An Effervescent Gastronomy Scene

Paris Region is home to an effervescent gastronomy scene with **37,800** restaurants, exceptional chefs, hotspots, international specialties, Parisian cafes, organic cafes, street food trucks, markets... there is something to suit all !

37,800
Restaurants

URSAFF, 12/21, data 2020

134
Michelin-starred restaurants, incl.
10***
14**
110*

Guide Michelin 2022



Les Ateliers Gaité, Paris © Christine Tarquie

Sports and Leisure Activities

- 18,650 sports clubs
- 1.9 million sports club members
- 5,307 tennis courts
- 691 swimming pools
- 391 equestrian centers
- 1,413 riding arenas
- 302 golf courses
- Soccer: 243,850 licenses
- Tennis: 215,210 licenses
- Golf: 101,200 licenses
- Riding: 95,900 licenses
- Judo: 68,500 licenses
- 12 leisure resorts
- 7,510 km of hiking trails
- 2,120 km of mixed roads or greenways for bicycling
- 13 swimmable lakes
- 1,140 km of authorized shipping lanes
- 99,960 ha of woods and forests open to the public
- 1,024 sites for the practice of nature sports: horseback riding, golf, climbing, tree climbing, etc.

IRDS 11/22, data 2021, BEV 2020

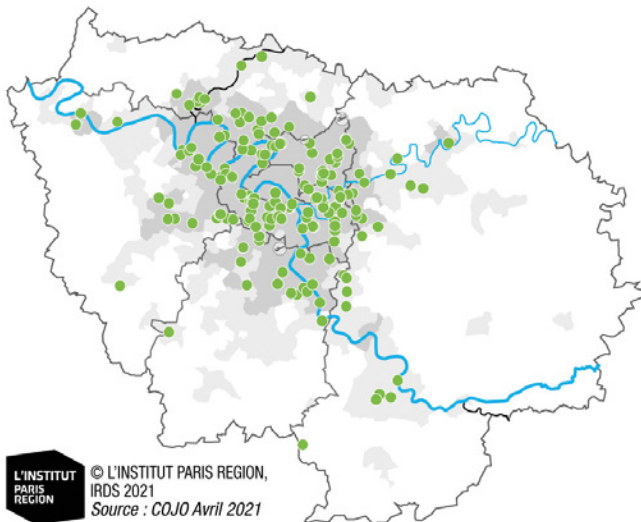
Injep-MEDES / Recensement des licences sportives et des équipements sportifs 2021

Main facilities of international and national level

- Stade de France: 81,000 seats
- Parc des Princes: 48,000 seats
- Paris La Défense Arena: 30,000 seats
- National Golf: 30,000 seats
- Accor Arena: 21,000 seats
- Stade Jean Bouin: 20,000 seats
- Stade Charlety: 20,000 seats
- Stade Roland Garros: 30,000 seats on the 3 main tennis courts
- Stade Nautique Olympique d'Ile-de-France: 10,000 seats

IRDS, 2022, as at 01/10/2022

90 communities in Paris Region got involved in being a preparation center for the Olympic Games



The Preparation Centers for the Games are intended to receive foreign delegations who wish to prepare themselves before the 2024 Olympic Games. The local authorities listed offer facilities that meet specific technical characteristics (sports facilities and reception services).

Some Popular Sporting Events

- Paris Open, Roland-Garros (Tennis): 614,000 spectators
- Schneider Electric Paris Marathon: 45,000 participants
- Qatar Prix de l'Arc de triomphe (Horse race) : 60,000 spectators
- Rolex Paris Masters (Tennis) : 120,000 spectators
- Paris Grand Slam (Tennis): 24,000 spectators

CRT Paris-Ile-de-France, Roland Garros, 2022

Top Events to Come in 2022-23

- World Para-Athletics (WPA) 8-17/07/2023
- Rugby Union World Cup, 08/09-28/10/2023
- Yonex French Open, Badminton, 24-29/10/23
- Rolex Paris Masters, Tennis 28/10/23 au 05/11/23...

CRT Paris-Ile-de-France 2022, data 2023

Rugby World Cup

September 8th - October 28th, 2023

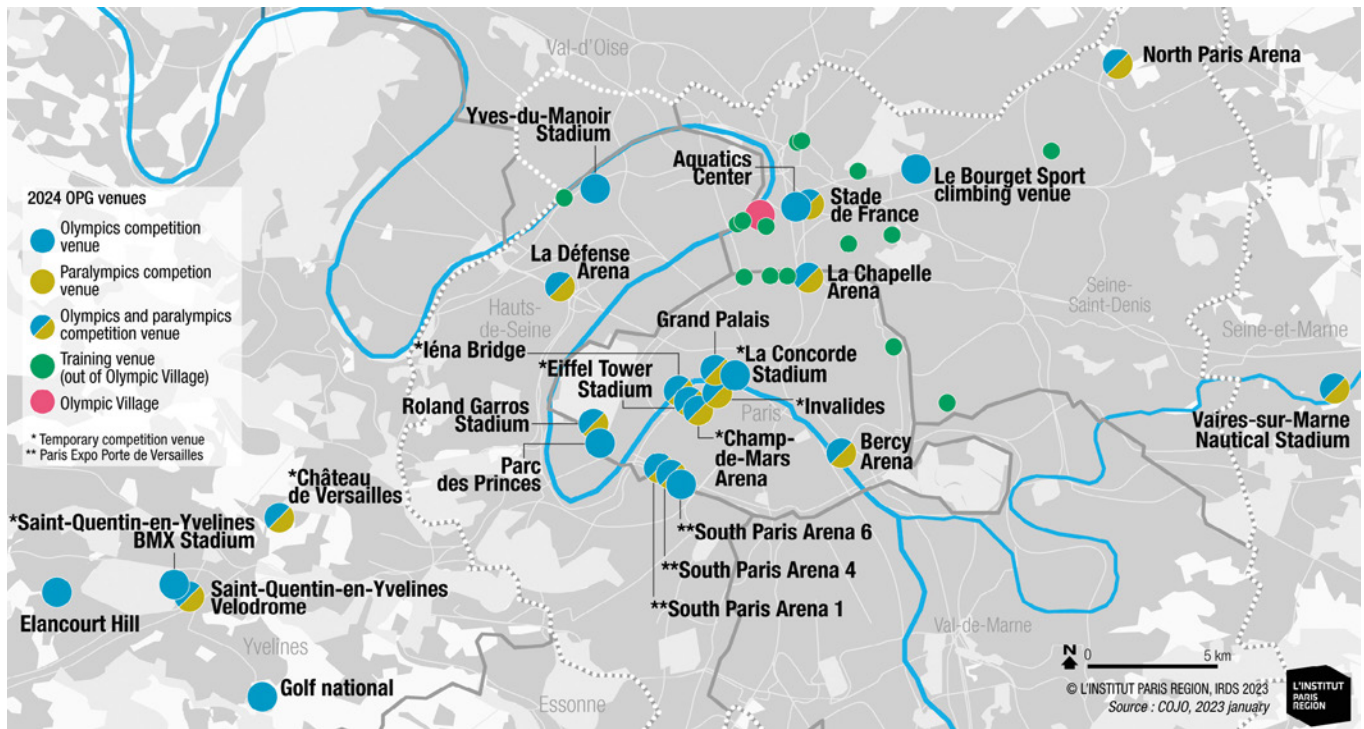
Built for the FIFA World Cup 1998, France's national stadium Stade de France (81,000 seats in Saint-Denis, Paris Region) has also become home for the country's rugby team.

It will host 10 matches at RWC 2023, including the opening match between Les Bleus and the All Blacks, both semi-finals, the bronze final and the final.



© Adobestock

2024 Olympic Sites in Paris Region



Paris 2024 Olympic and Paralympic Games

Olympic Games
July 26th - August 11th, 2024

Paralympic Games
August 28th - Sept. 8th, 2024

More than 1 000 Centers are spread among 98 of 101 French counties, making Paris 2024 the Games of all the French territory to host delegations from around the world for their preparations or as a base camp during the Games.

Paris 2024 Olympic Games in Figures

- 10,500 athletes
- 40 competition sites
- 329 events
- 206 nations
- 28 sports (+ 4 additional sports)
- 9.7 million spectators
- 31,500 volunteers
- 4 billion viewers
- 350,000 hours of TV broadcast

Paris 2024 Paralympic Games in Figures

- 4,400 Paralympic athletes
- 20 competition sites
- 549 events
- 184 nations
- 22 sports
- 23 disciplines
- 3.4 million spectators

Venues

- 95% existing or temporary venues
- 14 exceptional sites, with 24 Olympic sports (out of 32)
- located within 10 km of the Village.
- 2 new venues to be built: the Olympic and Paralympic Village, and the Aquatics Center
- 90,000 hotel rooms within 10 km of the city center

Travel

- 85% of athletes accommodated within 30 minutes of their competition venue
- 30% of athletes accommodated within 5 minutes of their competition venue (Stade de France and Aquatics Center)
- 100% of training venues (excluding competition venues) within 20 minutes of the Village
- 100% of venues accessible by eco-friendly public transport
- 400 meters maximum distance to a metro station from any location in Paris

Paris2024 media

The Olympic and Paralympic Village will be delivered in the 4th quarter of 2023, before welcoming the athletes during the Paris 2024 Games.

The Village will span parts of three cities: Saint-Denis, Saint-Ouen-sur-Seine, and L'Île-Saint-Denis.

Sustainable

- 55% smaller carbon footprint than London 2012
- 100% of venues accessible by eco-friendly public transport



Boarding of the Athletes © Paris 2024 - Florian Hulleu



Université Paris Saclay © Evanesence

Join Europe's Largest and Cosmopolitan Pool of Talents

A Young and Cosmopolitan Population

Home to a large, well-educated, and international workforce, Paris Region is a popular destination for many people. Some relocate here for work; others choose to set up a business while younger ones choose the Region to study.

Europe's Largest Concentration of Students

With 734,260 students, Paris Region offers the largest reservoir of students in Europe, with world-class engineers, researchers, scientists. On top of benefiting from some of the best academic curricula, graduates in Paris Region receive practical, hands-on training that prepares them to enter the job market as soon as they graduate.

An Ideal Place to Source Highly-Skilled Talents

The Region's world-class universities and engineering schools are a major attraction for companies looking to recruit. They will find a pool of international and highly-skilled talents ready to help expand their business. Paris hosts world-class business schools offering Masters, MBAs, Executive Education courses, and summer schools in English.

A Young, Cosmopolitan and Talented Population

Paris Region, the most populated Region in France and in the EU27, shines on the international scene as a vibrant Region attracting a young and cosmopolitan crowd. The buzz and atmosphere generated by its cultural diversity make it the diverse Region it is today. Students, entrepreneurs, researchers, and investors find themselves flocking to Paris Region daily to participate in this energetic atmosphere.



© Raphaël Hinojosa

Europe's Most Populous Region

12.3 M

inhabitants

Eurostat 2022, data 2021

2.76% of the European Union's population

Eurostat 2022, data 2021

- Europe's most populous Region ahead of Lombardy, Greater London, Andalusia, Auvergne-Rhône-Alpes, and Catalonia.
- The population is higher to that of Austria, Belgium, Greece, Hungary, Portugal, and Sweden...

Eurostat 2022, data 2021, NUTS 2

18.3%

of France's population

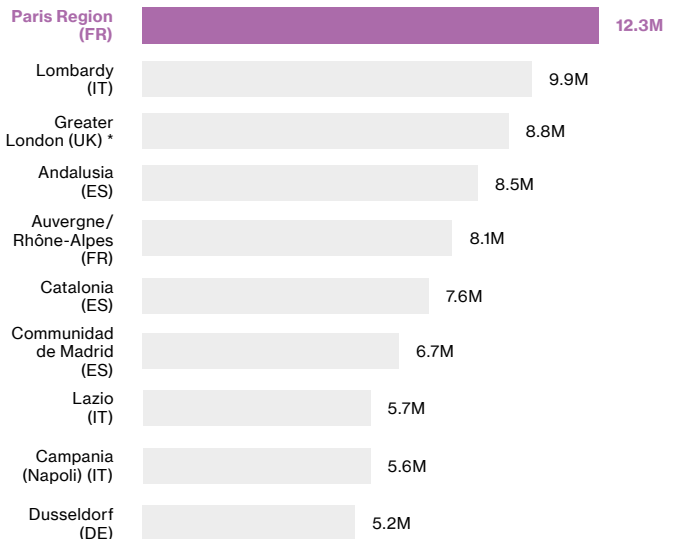
Eurostat 2022, data 2021

Over 100,000 inhabitants in **5** towns in Paris Region:

- Paris
- Boulogne-Billancourt
- Saint-Denis
- Montreuil
- Argenteuil

Insee 2022, data 2019

Paris Region EU27's and UK's Most Populous Region 2021



Eurostat (NUTS 2), 2022 (data 2021), Greater London (inner and outer London), Office for National Statistics, data 2021

Paris Region by 2070: the youngest Region in Metropolitan France

12.53 million in 2070, if current demographic trends were to continue, an increase of about **300,000 inhabitants**

Population change: average annual rate between 2013 and 2019: **0,4%**.

Insee 2022

Peak of the population in the 2040s

12.75 M inhabitants

Insee 2022

A Young, Dynamic Population

Paris Region contributes the most to the population growth in metropolitan France and is the French Region where people live the longest.

25,6% of Paris Region's population is under 20, and 53% under 40

Age	Paris Region		France	
	Total	Age group / Total Paris Region in %	Total	Age group / Total France in %
0-19	3,167,279	25.6	16,066,874	23,7
20-39	3,399,179	27.4	15,885,696	25,6
40-59	3,234,542	26.1	17,444,746	25,7
60-74	1,710,226	13.8	11,765,791	17,4
Over 75	883,922	7.1	6,650,289	9.8
Total	12,395,148	100%	67,813,396	100%

Insee 2022, data 2022

Nativity and Mortality

- 167,066 births
- 82,484 deaths
- 13.5‰ birth rate (France: 10.9‰)

Insee 2022, data 2021

Life Expectancy

- Women's life expectancy • 86 years (France: 85.5)
- Men's life expectancy • 80.7 years (France: 79.4)

Insee 2022, data 2021

Fertility Rate by Region

With 1.88 children per woman, Paris Region is in the top 10 of the 282 most fertile European Regions

- Brussels: 1.60
- Greater London*: 1.52
- Upper Bavaria: 1.51
- Amsterdam: 1.43
- Berlin: 1.38
- Lombardy: 1.27
- Catalonia: 1.23

Eurostat 2022, data 2020; *London datastore 2022, data 2021

Top 5 EU28 Regions counting young people between 25 and 29 years old

Paris Region (FR)	841,183
Greater London (UK)*	754,918
Lombardy (IT)	505,359
Andalusia (ES)	473,616
Catalonia (ES)	428,382

Eurostat 2022, data 2021, * Office for National Statistics: 2021 data *2020

A Cosmopolitan Population

Paris Region is a place where people from all over the world live, study, work, and visit.

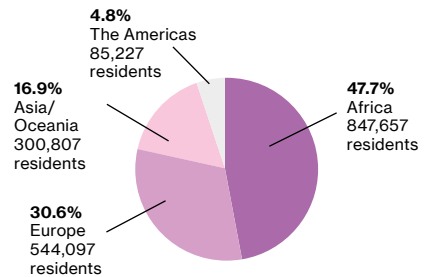


Insee 2022, data 2019



Insee 2022, data 2019

Distribution of the International Population in Paris Region



Africa	847,657	Europe	544,097	Asia and Oceania	300,807	The Americas	85,227
Algeria	213,902	Portugal	226,742	China	70,796	Haiti	26,597
Morocco	151,064	Romania	56,314	Turkey	57,483	USA	13,982
Tunisia	84,397	Italy	53,088	Sri Lanka	41,765	Brazil	12,648
Mali	66,988	Spain	39,605	India	17,341	Colombia	9,139
Other nationalities from Africa	331,306	Poland	25,664	Pakistan	16,151	Canada	4,371
		United Kingdom	17,637	Other nationalities from Asia	95,362		
		Other nationalities from Europe	125,070	Oceania	1,909	Other nationalities from the Americas	18,670

Insee 2022, data 2019

A Concentration of Qualified Students

Paris Region offers a world-class education system with an ever-increasing number of programs catering to the needs of international students and families. Universities, engineering, business and specialized schools rank among the most prestigious in the world and offer an internationally renowned education, providing everyone with the best adapted training curriculum.



© GOBELINS, l'école de l'image

The French Education System

The education system is operated by the French Public Education Authority.

Schooling is compulsory from 6 to 16 years old.

Public pre-school is available for children starting from 2 years old.

Primary and Secondary Education (public and private)

4,036 nurseries
DREES/OSOL/BCL 2022, data 2020

6,666 pre-schools and primary schools
1,171,590 pupils
91.3% in public schools

1,815 secondary and high-schools
886,013 students
81.4% in public secondary and high-schools

Ministry of Education, Higher Education and Research, RERS 2022, data 2021



3,190,454

Population enrolled in school

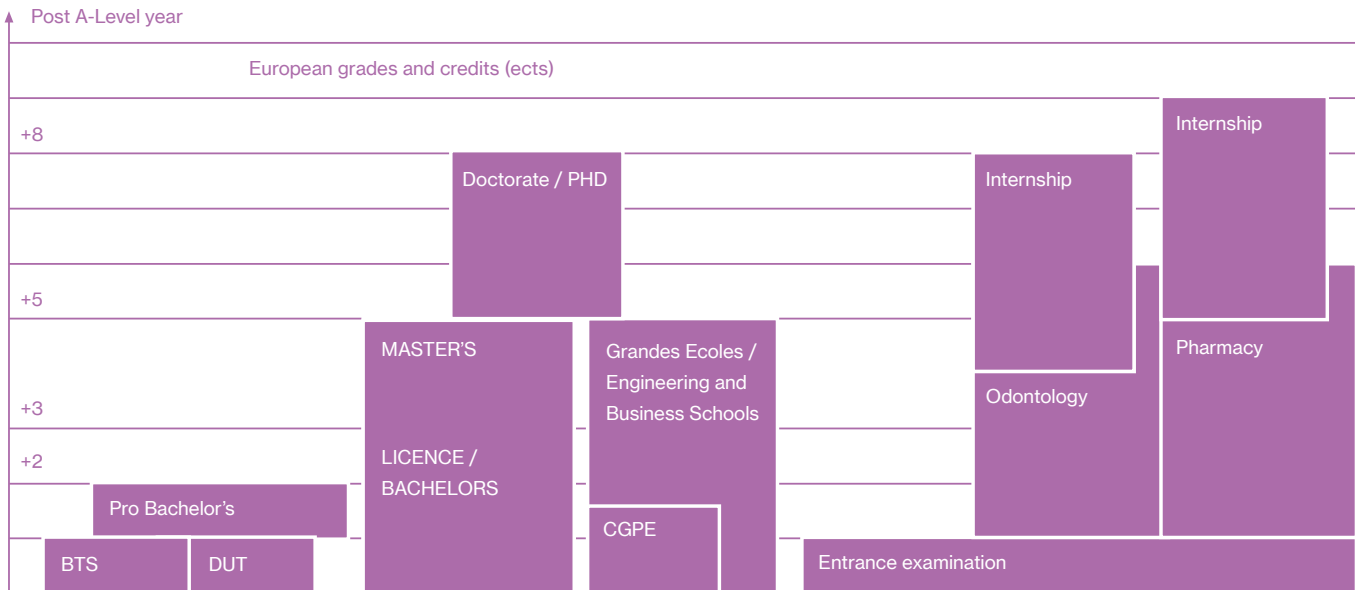
Ministry of Education, Higher Education and Research, RERS 2022, data 2021

25.7%

of the population is enrolled in school

Ministry of Education, Higher Education and Research, RERS 2022, data 2021

Higher Education



A-Levels

MESR (French Ministry of Higher Education and Research) - BTS: Technical programs - DUT : University Diploma of Technology
Grandes Ecoles : Engineering & Business schools - CPGE : class which prepares students to enter the Grandes Ecoles

Highly Educated Students

787,175
students

27% of France's student population

387,986 students in Paris Region's public universities

MESRI - SIES / Système d'information SISE 2022, data 2021-22

99 doctoral schools
Campus France 2022

22,172 PhD students, incl.
7,226 international PhD students
31% of PhD students in France

MESRI - DGEISIP-DGRI - SIES / Système d'information SISE 2022, data 2020-2021, Ministry of Education 2022, data 2021-2022

43.6%
of the adult population holds at least a bachelor's degree

Insee 10/22, data 2019

24 higher education sites, 4 of which have one or more locations
Atlas regional Ile-de-France, Ministry of Education, Higher Education and Research 2021

72 "Grandes Ecoles" (elite schools) incl. 37 engineering schools.

Dozens of business schools
Conférence des Grandes Ecoles, 2023

Main Fields of Study in Paris Region's Public Universities

(in 2021-22)

Breakdown of the Students in Paris Region's Public Universities in 2021-2022		
Fields of study	Total students	% on total
Law, Political Science, Economics and Administration	125,230	29
Languages, Arts, Humanities and Social Sciences	137,058	31
Sciences	100,002	23
Sports	8,844	2
Health	66,327	15
Total	437,461	100

High Education and Research_Open data / MESR - DGEISIP/DGRI - SIES - SISE 2022, data 2021-2022

Main Branches of Higher Education in Paris Region

(in 2021-22)

LMD Licence, Masters and Doctorates (Bachelor's, Master's, and PhD): **387,491**

University programs in technology: **18,342**

Business schools, management and accounting: **87,939**

Engineering schools: **48,012**

Preparatory classes for the Grandes Ecoles: **26,208**

Advanced technician programs: **80,130**

Other university diplomas, including health: **161,963**



Cité Internationale universitaire de Paris © Antoine Meyssonier

In order to strengthen Paris Region in terms of higher education and research, the project of the "Cité Universitaire Internationale" (International University Campus in Paris) plans to increase the capacity of the campus by 30% (12,000 students, researchers and artists from 150 countries) per year with the creation of 10 new houses in addition to the 43 existing pavillions, i.e. 1,800 additional units.

Cité Internationale universitaire de Paris 2022

88,000
students in business schools

48,000
students in engineering schools

MESRI - SIES / Système d'information SISE 2022, data 2021-22

Higher education in France is usually divided into two main types of institutions: Universities and Grandes écoles. Universities are public and free and offer Bachelor, Master, and PhDs.

Grandes écoles can be public or private. What distinguishes them is that students cannot simply apply to study there after high school. They first must prepare for a very competitive entrance examination for two or three years. Students who are admitted will then study at the Grande Ecole for a minimum of three years. Grandes écoles accept also students directly at a postgraduate level, where they teach business, finance, and engineering in English.

Besides universities and Grandes Ecoles, Paris Region hosts other types of higher-education institutions such as specialized research institutions, American-style Business Schools, up to 80 engineering, management, architecture, and art schools, and hundreds of post-baccalaureate courses, in both French and English.

Educational Excellence With an International Outlook

The excellence in higher education and research in France is widely acknowledged around the world. Numerous prestigious universities and higher education institutions in Paris Region stand out in the most reputable international rankings, such as the Financial Times ranking, the Shanghai ranking (ARWU)... Young people benefit from prestigious universities and exceptional graduate and specialized schools. Within its best-ranked business schools, MBAs and universities, companies will find a pool of highly skilled talents ready to grow their business.

Prestigious Universities

4 of Paris Region's Universities are in the Top 100 best universities in the world (ARWU 2022)

- Paris Saclay University #16
- Paris Sciences et Lettres – PSL University #40
- Sorbonne University #43
- Paris University #78

Academic Ranking of World Universities, (Shanghai Ranking Consultancy), 2022

2 of the world's 10 best universities in Physics

- Paris Saclay University #9
- Paris Sciences et Lettres – PSL University #10
- Sorbonne University #16

Global Ranking of Academic Subjects (GRAS) (Shanghai Ranking Consultancy), 2022

3 of the world's 15 best Universities in Mathematics

- Paris Saclay University, best in the world
- Sorbonne University #3
- Paris Sciences et Lettres – PSL University #12

Global Ranking of Academic Subjects (GRAS) (Shanghai Ranking Consultancy), 2022

2 of the world's 20 best universities in Atmospheric Science

- University of Versailles Saint-Quentin-en-Yvelines #13
- Sorbonne University #16

Global Ranking of Academic Subjects (GRAS) (Shanghai Ranking Consultancy), 2022

MBAs and Business Schools

Financial Times Rankings (2022)

Global MBA program

- INSEAD #3
- HEC Paris #11

4 of the Top 6 Executive MBA programs (EMBA)

- Tsinghua University/INSEAD #3
- HEC Paris #4
- ESCP Europe #5
- Trium: HEC/LSE/NYU:Stern #6
- INSEAD #17

5 of the Top 15 European Business Schools

- HEC Paris #1
- ESCP Europe #3
- Edhec Business School #7
- Essec Business School #9
- INSEAD #15

3 of the Top 15 Masters in Management

- HEC Paris #2
- ESCP Europe #5
- Essec Business School #6
- Edhec Business School #12



© HEC

Specialized Schools

GOBELINS, the school of the image

Best international animation school in the world

out of 178 international animation schools and universities

International Animation School Ranking 2022

ESMOD International, Paris

#17 best fashion school in the world

CEOWORLD magazine, Fashion school ranking, Business of Fashion, 2022

ESMOD International & Institut Français de la Mode

The 2 Best French Fashion Design Schools in the World 2022 ranking

The Business of Fashion 2022

A Region Attracting International Students

125,071

international students in Paris Region

15.8% of students in Paris Region

Of these, **78,715** are in Paris Region's universities and similar institutions, which is **20.3%** of the Region's public university students.

30.6% of all international students in French higher universities and similar institutions.

MESRI - DGESIP-DGRI - SIES 2022, data 2020-2021

59,638 international students are enrolled in Bachelor's, Master's or Doctoral programs

7,226 international PhD students, i.e. **31%** of PhD students in Paris Region

MESRI - DGESIP-DGRI - SIES 2022, data 2020-2021

The cost of studying in France is among the lowest in the world, as for both French and foreign students, the government subsidizes tuition fees in higher public institutions.

International Students in Paris Region's Universities and similar institutions in 2020-2021

	Paris Region	France	% Paris Region / France
Africa	38,224	134,072	28.9
Americas	6,687	19,381	34.5
Asia	14,458	45,580	31.7
Europe	19,217	57,924	33.2
Others	129	270	47.8
All	78,715	257,227	30.6

MESRI - DGESIP-DGRI - SIES 2022, data 2020-2021

An Ever-Increasing Number of International and Bilingual Education Opportunities

Paris Region offers a world-class education system with an extensive selection of international schools open to more than **23,000** foreign and French pupils from preschool to high-school:

8 international public high-schools and **1** more scheduled for to open in 2023, **1** European school. **50%** increase in the number of places in public and private international education under contract since 2015.

Near **120** schools with **178** international sections (bilingual programs) or binational sections offering bicultural education and intensive schooling in **17** different foreign languages. French schools with international sections follow the national French curriculum, offering an international section where some courses such as history, geography, and literature are taught in a language other than French.

A Variety of Curriculum and Diplomas

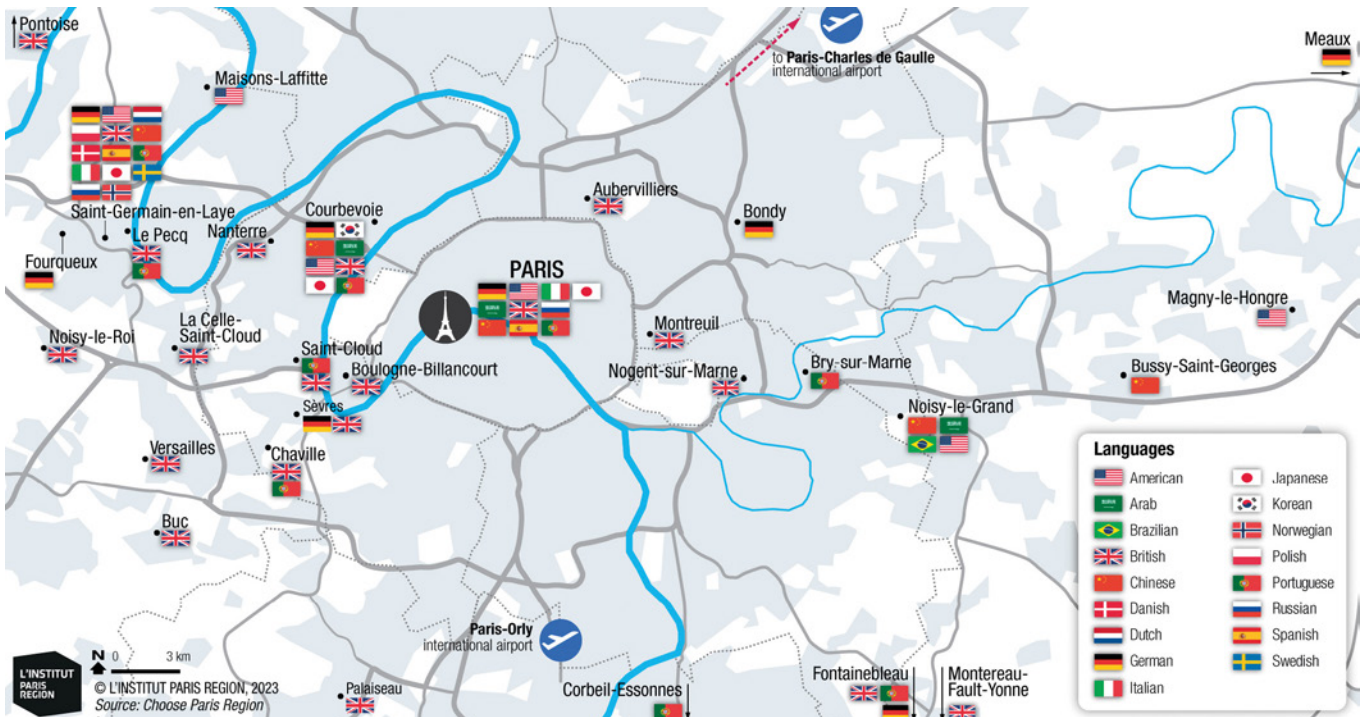
Nearly **40** international private schools, including well-known schools:

- British School of Paris
- American School of Paris
- International School of Paris
- Jeannine Manuel
- EIB Paris
- Marymount
- Deutsche Schule Paris
- Liceo italiano Leonardo da Vinci
- Liceo Español Luis Buñuel, etc.

Recent international school openings include the European School in Paris-La Défense (Courbevoie), an international high-school in Palaiseau, and other upcoming projects.

Diplomas in Paris Region	
European Baccalaureate	Courbevoie
International Baccalaureate (IB) diploma	Paris, Maisons-Laffitte, Saint-Cloud, Verneuil-sur-Seine
A-Levels	Paris, Croissy-sur-Seine
US High School Diploma	Paris, Saint-Cloud, Verneuil-sur-Seine
ABIBAC - German Abitur Allgemeine Hochschulreife + French Baccalaureate	Paris, Combs-la-Ville, Le Raincy, Dourdan, Courbevoie, Enghien-les-Bains, Rueil-Malmaison, Buc
BACHIBAC – Spanish Bachillerato + French Baccalaureate	Paris, Noisy-le-Grand, Maisons-Alfort, Montigny-le-Bretonneux, Sartrouville, Dourdan, Bois-Colombes, Sceaux, Ermont, Pontoise
ESABAC – Italian Esame di Stato + French Baccalaureate	Paris, Saint-Denis, Saint-Maur-des-Fossés, Rambouillet, Massy, Bois-Colombes, Sarcelles
BFI - French Baccalaureate with an International Option	Paris, Buc, Courbevoie, Fontainebleau, La Celle-Saint-Cloud, Maisons-Laffitte, Nogent-sur-Marne, Noisy-le-Grand, Pontoise, Saint-Cloud, Saint-Germain-en-Laye, Sèvres, Versailles

178 International Sections in 17 Different Languages



	ES	SS	HS		ES	SS	HS		ES	SS	HS
American	4	7	6	Dutch	1	1	1	Polish	1	2	2
Arab	2	5	4	German	6	8	4	Portuguese	3	8	4
Brazilian	0	1	1	Italian	2	4	2	Russian	1	1	1
British	10	25	15	Japanese	3	3	2	Spanish	2	3	2
Chinese	7	7	6	Korean	1	1	0	Swedish	1	1	1
Danish	1	1	1	Norwegian	1	1	1				

ES: Elementary schools - SS: Secondary schools - HS: High-schools - Ministry of Education, 2022/2023

Paris Region's International Education Guide: internationaleducation.parisregion.eu

A World-Class Talent Pool

Home to a large, well educated, and international workforce, Paris Region is an ideal place to source highly-skilled talents. The Region's world-class universities and engineering schools are a major appeal for companies looking to recruit.

The Region has a rich, diversified and remarkably resilient job market. With nearly a quarter of all French jobs, Paris Region has a talent pool full of culture and diversity which ensures a global influence.



© Adobestock

A Breeding Ground for Talents

6.5 M
Jobs

INSEE, 2022, data 2020

23.1%
of all jobs in France

INSEE, 2022, data 2020

34.2%
of all French executives

INSEE, 2022, data 2019

6 M salaried jobs
0.5 M non-salaried jobs
Insee 2022, data 2020

Executives' average annual net salary: **€58,021**
Insee 2022, data 2019

Average annual net salary: **€36,408**
Insee 2022, data 2019

7% Unemployment rate
Insee 2022, data T2/2022

87.4% jobs in Services
6.8% in Industry
5.6% in Construction
0.2% in Agriculture
Insee 2022, data 2020

Paris Region's Active Population by Profession		
Managerial and highly-skilled occupations	1,758,176	29%
Service workers, sales, and administration	1,556,731	26%
Skilled and mid-level employees	1,601,224	25%
Laborers	826,562	14%
Skilled tradesmen and business directors	303,041	5%
Farm, fishing and forest operators	5,181	1%
Total active population (15-64 years old)	6,153,363	100%

Insee 2022, data 2019 - Total population 15-64 years

Paris Region offers the largest employment pool in Europe, ahead of Lombardy, Catalonia, Andalucia, and Comunidad de Madrid.

Characteristics of the population in Paris Region

Ages 20-39*
28%



Women*
51.6%



University graduates**
43.6%



Executives**
28.6%



Foreign population**
14.5%



Employment growth in Paris Region

45,000

jobs created per year in Paris Region between 2007 and 2019

The Region gained **500,000** jobs between 2007 and 2019, period framed by two major global crises: that of 2008 and the Covid-19 crisis that began in early 2020.

L'Institut Paris Region, Insee Estel

Source : Insee 2022, * data 2022, ** data 2019

A Highly Qualified Workforce in Science and Technology

Paris Region, #1 EU27 Region in

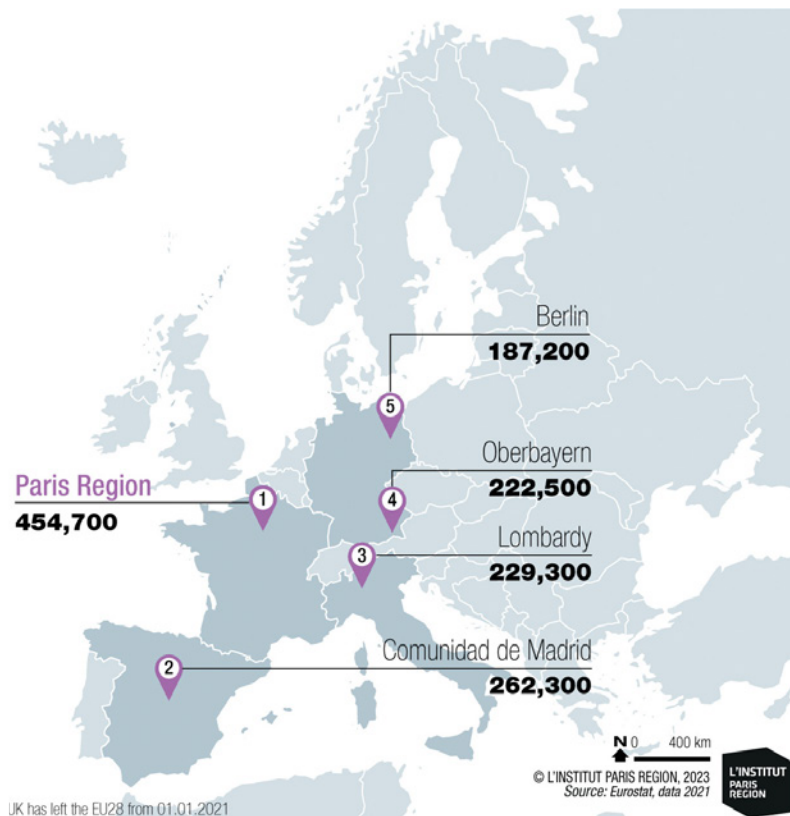
- Scientists and engineers: **763,700**
- People employed in science and technology: **2,493,500**

Eurostat 2022, data 2021

Sites and salaried jobs by aggregate industry and size at the end of 2020		
Business sector	Sites	Jobs
Agriculture, forestry and fishing	1,911	5,480
Industry	18,373	431,657
Construction	48,126	337,473
Trade, transport, various services	353,744	3,631,636
of which trade and car repair	81,597	742,960
Public administration, education, health, and social action	42,331	1,609,435
Total	464,485	6,015,681

Insee 01/2023, data 2020; Flores (Fichier Localisé des Rémunérations et de l'Emploi Salaré) en géographie au 01/01/2022

EU27 Top 5 Regions for People Employed in Technology and Knowledge-intensive sectors - All NACE activities (2021)



UK has left the EU28 from 01.01.2021. Greater London: 366,700 in 2019

438,400

jobs in information and communication

430,000

jobs in manufacturing services

338,000

jobs in financial and insurance services

Insee 2022 data 2020

Sector Breakdown of Business Sites and Jobs in Paris Region

Business sector	Sites	Jobs
Scientific and technical activities; administrative and support services	107,887	1,090,790
Trade of automotive vehicles and motorcycles	81,597	742,960
Public administration, education, health, and social action	42,331	1,609,435
Other service activities	42,106	251,245
Construction	48,126	337,473
Accommodation and food	42,222	308,174
Information and communications	28,044	438,393
Financial and insurance activities	19,464	337,973
Transportation and storage	17,441	380,283
Real Estate	14,983	81,818
Manufacturing of other industrial products	8,951	151,462
Manufacturing of food products, beverages, and tobacco products	5,903	57,858
Extractive industry, energy, water, waste management and decontamination	1,785	85,651
Agriculture, forestry and fishing	1,911	5,480
Manufacturing of electrical, electronic and computer products, machinery, and equipment	1,454	63,948
Manufacturing of transportation equipment	271	71,493
Coking and refining	9	1,245
Total	464,485	6,015,681

Insee, Flores en géographie au 01/01/2022, except Defence, and self-employed, A17, End 2020

The Best Place in Europe to Source Researchers, Scientists...

Paris Region is a land of innovation recognized on a European and global scale, home to 40% of France's R&D researchers, working in public and private R&D centers and institutions.

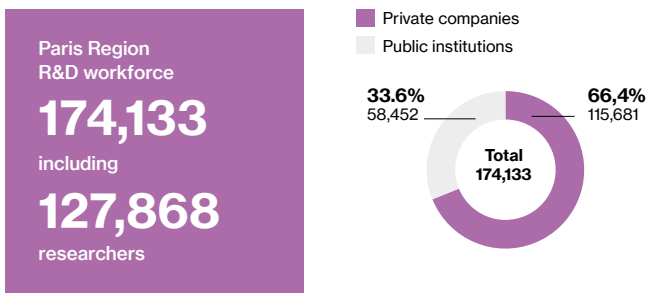
Companies can recruit numerous PhD students, researchers, scientists and engineers to develop their business in the Region.



© Adobestock

#1 in Europe for its R&D Workforce (2019)

The largest R&D talent pool in Europe



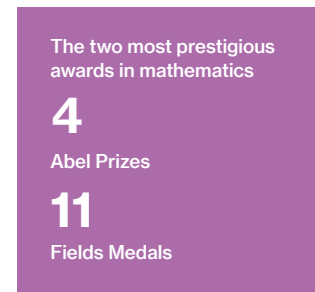
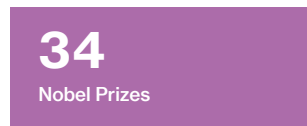
R&D talents such as professors, researchers, engineers, technicians, and support staff work in universities, Grandes Ecoles, public institutes, and companies.

5.6% of EU and 37.7% of French R&D employees
40.8% of the researchers in France
Ministry of Education, Higher Education and Research, 2022, data 2019

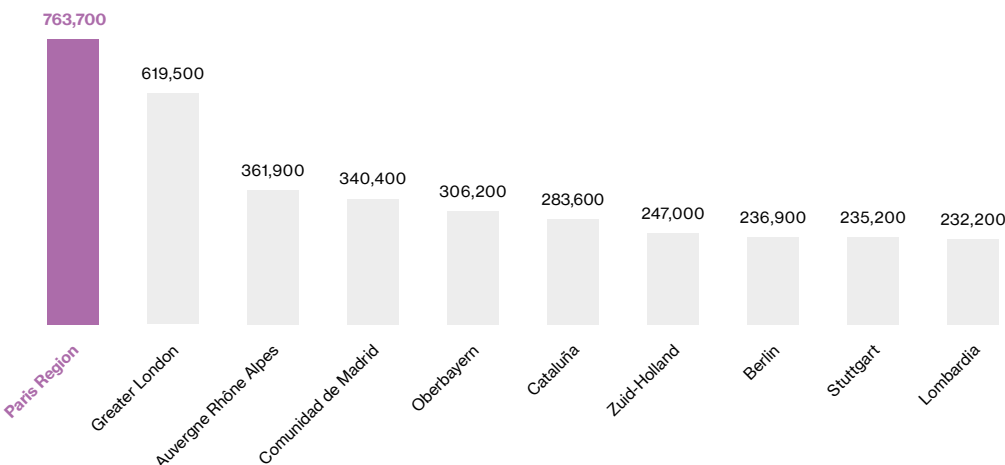
Internationally Recognized Technological and Scientific Knowledge

The Region's reputation in R&D is internationally renowned, with researchers recognized with numerous prizes and distinctions.

Paris Region is home to prestigious mathematicians in the world, including many Abel Prize and Fields Medal winners.



Paris Region, the best place in Europe to source Scientists and Engineers



Eurostat, Scientists and engineers, 01/2023, data 2021, NUTS 2 (Greater London = Inner + Outer London, data 2019)

A Concentration of National Scientific Power

22,172 Ph.D. Students enrolled in doctoral programs, i.e. 31% in France; including 7,226 international Ph.D. students
MESRI - DGESIP-DGRI - SIES / SISE 2022, data 2020-2021, Ministry of Education 2022, data 2021-2022

4,986 international researchers
36.5% of international researchers in France
FNAK, data 2021

The highest number in EU of:

- Scientists and engineers,
- Persons employed in science and technology
- Persons employed in Technology and Knowledge-intensive sectors, in science and technology

Eurostat, 2022, data 2021



The Seine River and Île de la Jatte in Levallois-Perret © Adobestock

Grow Your Business in an Innovative Region

A Business Powerhouse

Paris Region is the leading economic Region in Europe, with a high-concentration of corporate French and international headquarters, startups, medium-sized businesses...

A Fantastic Place to Grow and Thrive

The entrepreneurial attitude, innovation, and performance harvested in Paris Region make it a fantastic place for companies to grow and thrive in a diversity of market areas, in both services and industry. Paris Region offers many opportunities in various multidisciplinary technological hubs and networks.

An Exceptional Place for International Trade

Located at the crossroads of European and global trade, Paris Region is the leading economic Region, at the heart of international trade. The Region has held around 550 business events in 2021.

A Renowned Scientific Region

Among Paris Region's strengths, its research and development (R&D) potential and the capacity of its ecosystem to innovate with top-ranked high-tech clusters and research centers.

A Forward-Looking Region

Paris Region will be hosting the 2024 Olympic and Paralympic Games, which generate major infrastructure and construction projects and provides exceptional opportunities for companies and investors to try out their solutions.

Grow Your Business in One of the Largest Domestic Markets in Europe

Paris Region is Europe's leading economic hub thanks to its strong concentration of talent, capital, and business opportunities, but it is also a major European and world R&D player.

International entrepreneurs and investors invoke the Region's following major assets: world-class innovation, thriving startup hub and highly skilled talents as the main reasons behind their decision to set foot in Paris Region.



Urban Center Carré Sénart © Techniflight. Multiple Architects

A Dynamic and Fast-Growing Region

Paris Region has by far the largest economy generating **31%** of French national wealth and **5.3%** of EU GDP, equivalent to that of the Netherlands, and higher than that of Poland, Belgium, Sweden, or Austria.

Europe's highest concentration of Fortune 500 corporations

Paris Region's economic dynamism benefits from its position at the heart of the world's economy.

Paris Region is home to a truly diversified economy with industry leaders, innovative start-ups, and all key stakeholders in between.

GDP
€710 Bn

GDP per job
€111,000
INSEE 2022, data 2020

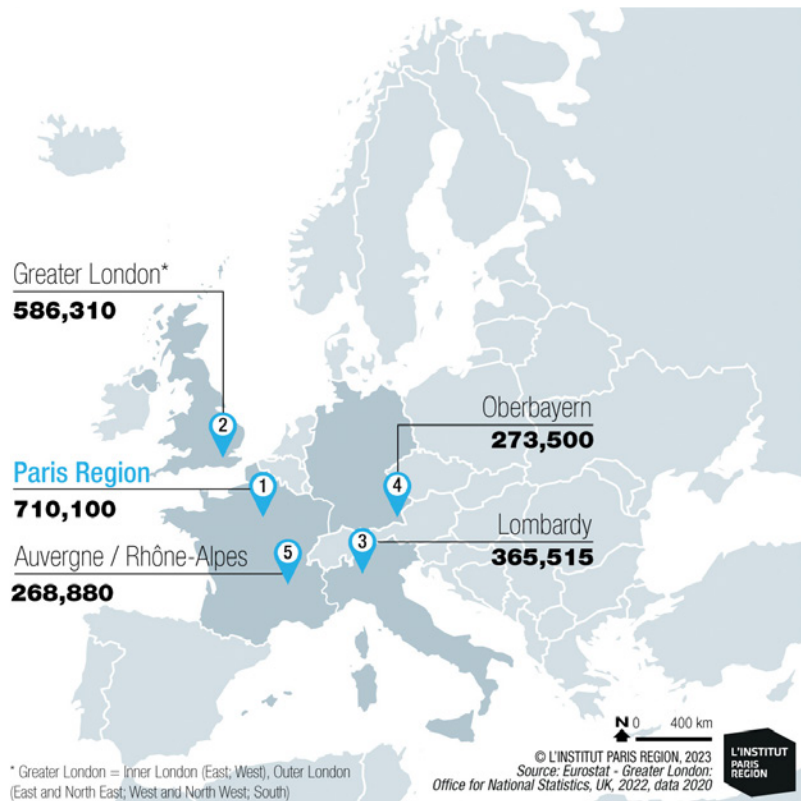
31%
of France's GDP

GDP per capita
€57,600
INSEE 2022, data 2020

5.3%
of EU27 GDP

Paris Region accounts for **31%** of wealth creation and has over **1.4 million** companies in its territory, including more than **2,000** small and medium-sized enterprises (SMEs), nearly **250** large companies, and major decision-making centers, not to mention government agencies and local authorities.

Top 5 European Regions for GDP (million euros in 2020)



A Massive Consumer Marketplace

Access to **500+** million European consumers
12.3 million inhabitants,
22.6 million tourists

Eurostat, Insee, CRT Paris Ile-de-France, 2022, data 2021

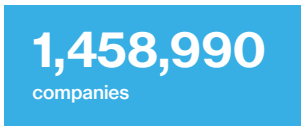
Paris Region is part of :

- The European Union
- The Schengen area
- The Eurozone

A Business Powerhouse

The primary strength of Paris Region's economy is its concentration of jobs, corporate headquarters, small and medium-sized businesses, and startups.

All of France's very large companies (> 1,500 employees each) and many foreign companies are located in the Region.



INSEE 2022, data 2021, Commercial activities, excluding agriculture

1,588,675 sites
275,206 new businesses created in 2021

INSEE, 12/2022, data 2021

Startups

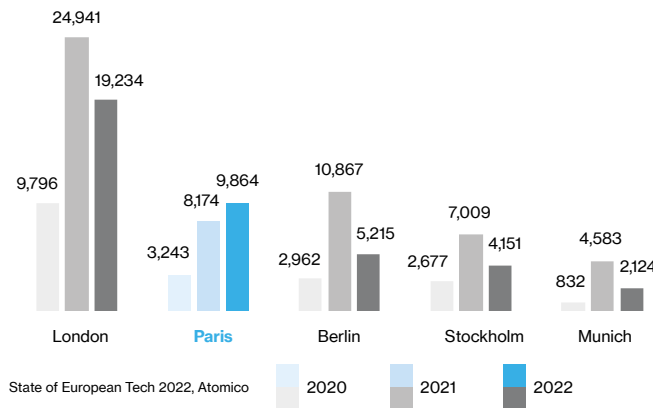
Along with the multitude of incentives and support schemes in place to assist businesses, Paris Region is a desirable proposition for European entrepreneurs and tech startups.



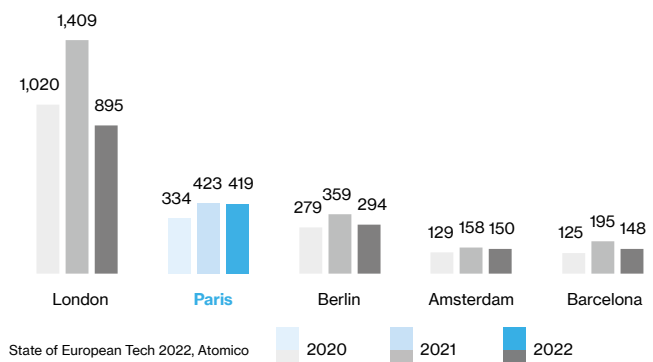
Startup Blink, 2022

In 2022, Paris Region accounts for **74%** of investments in value in France: **€10** billion
EY, 01/2023

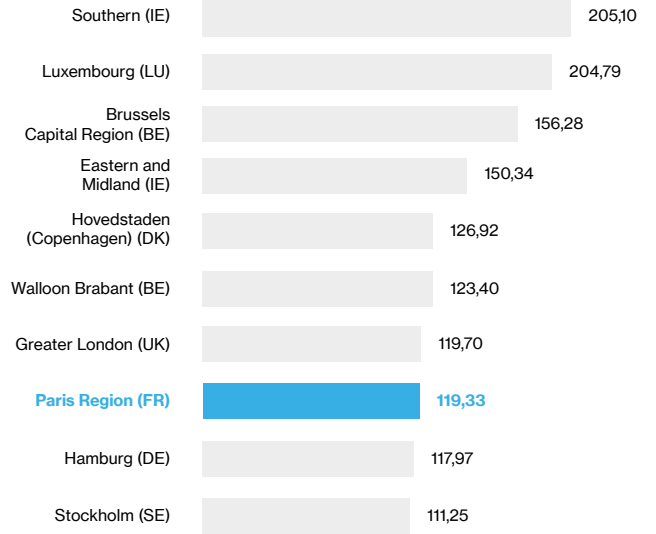
Top European Hubs by Capital Invested (\$M), 2020/2022



Top European Hubs by Number of Deals, 2020/2022

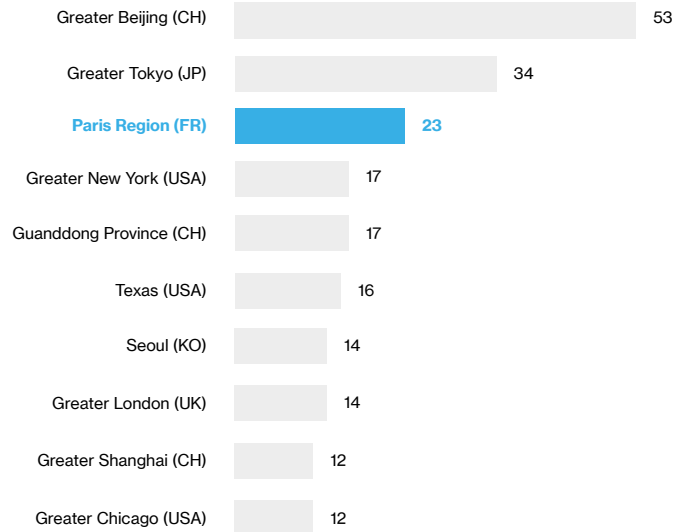


EU's Labor Productivity



Apparent Labor Productivity - Source: Eurostat GDP in million euros 2020 (NUTS 2) divided by total number employed 15 years old and over (2020), Greater London= Inner + Outer London (2019)

Paris Region, Europe's Highest Concentration of Fortune 500 Global Corporate Headquarters



Fortune Magazine, Global 500, July 2022
Ranking by metropolitan Regions. Estimates Choose Paris Region

Top 10 Corporate Headquarters in Paris Region - Fortune Global 500		
	Revenue in million dollars	Total workforce
TotalEnergies	184,634	101,309
AXA	144,447	92,398
Crédit Agricole	107,695	75,711
Electricité de France	99,861	163,423
Carrefour	87,831	319,565
BNP Paribas	85,301	189,765
ENGIE	83,622	171,474
Christian Dior	75,924	162,254
Vinci	59,389	219,299
Société Générale	59,058	124,089

Fortune Magazine, Global 500, July 2022

An Attractive Region for Foreign Companies

(2022)

Paris Region is the top French Region in terms of hosting foreign companies and accounts for a third of all new business creations in France.

Europe's #1 Region for Major Foreign Companies

16,560
Sites Depending on a Foreign Company

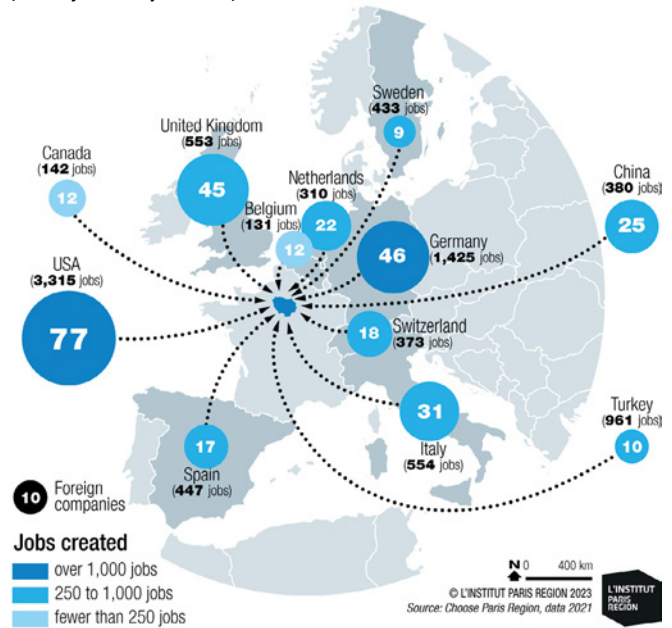
573,000
jobs, 1 out of 6 in Paris Region (16.2%)

INSEE 2021, data 2018

Foreign Direct Investments in Paris Region:

Main Countries by Business Origin and Jobs Created in 2021

(ranked by number of jobs created)



2021 FDI Arrivals

404 foreign direct investments (fdi) from 42 countries, representing nearly 10,800 jobs in the long term.

Main continents of origin

- 234 fdi from European groups, 5,572 jobs (55%)
- 100 fdi from American groups, 3,587 jobs (35%)
- 48 fdi from Asian and Oceanian groups, 746 jobs (7.3%)
- 22 fdi from other countries (Africa, Middle East), 273 jobs (2.7%)

Main countries of origin by number of jobs

- USA: 3,315 jobs (32.5%)
- Germany: 1,425 jobs (14%)
- Turkey: 961 jobs (9.4%)
- Italy: 554 jobs (5.4%)
- UK: 553 jobs (5.4%)

Paris Region, gateway to European markets, strengthens its position in high value-added investments attracted by local talent

- 75% of projects and 64% of jobs are generated by decision-making centers, business services and R&D
- These decision-making centers generate around 2,000 jobs

The reinvestment results (4,613 jobs created) i.e. 45% of the total of jobs, confirm investors' confidence in the opportunities offered by the Region for the development of their activities.

Choose Paris Region

Top Major Paris Region companies dependent on foreign groups (based on salaried workforce)

Country	Company	Salaried workforce
Netherlands	PSA Automobiles SA	41,503
USA	Disneyland Paris (Euro Disney)	14,122
Sweden	CGI France	10,739
USA	Amazon France	9,882
Germany	Metro France	8,805
Luxembourg	But International	7,225
Luxembourg	Arcelormittal France	7,119
Sweden	H&M Hennes & Mauritz	6,886
Luxembourg	Conforama France	6,672
Spain	Zara France	6,643
USA	Otis	6,049
Luxembourg	Société Française de Radiotéléphonie – SFR	5,980
China	Club Med	5,850
Canada	OGF	5,645
United Kingdom	Buffalo Grill	5,288
United Kingdom	Imperial Tobacco La Romana	4,807
USA	IBM France	4,574
USA	Sysco France	4,229
Finland	Nokia	3,601

Diane 2023

A Strong Expertise in Key Market Areas

In Both Services and Industry

Paris Region's extremely diverse economic landscape caters to all types of businesses, especially those which operate in the Region's most innovative industries. Renowned worldwide, Paris Region is home to a strong expertise and know-how in both services and industry.

As a world leader in financial services, aerospace and defense, and a pioneer in new mobility, new space, smart city, cleantech and green energy, the Region is also recognized on the world stage for the quality of its research in health and life sciences, and is also a leader in IT, digital transformation, creative industries, logistics, agri-food, cosmetics and many more fields.



Aerospace and Defense

Airbus Group, Dassault Aviation, Safran, Arianespace, European Space Agency, Alcatel-Lucent, Zodiac...



Commerce / Retail

Amazon, Bon Marché Rive Gauche, Carrefour, Cora, FNAC, Galeries Lafayette, H&M, Ikea, Marionnaud, Metro, Printemps, Uniqlo, Zara...



Food Industry / FoodTech

Danone, Finatis, Kraft Foods, Nestlé, Pernod Ricard, Agrana Fruit France, Coca-Cola, Grands Moulins de Paris, William Saurin... Innovorder, Pazzi, Wynd, Ynsect... Rungis International Market...



Business Services

Accenture, Cap Gemini, EY, Gide Loyrette Nouel, KPMG...



Automotive, Logistics, Mobility, Transportation

Renault, Stellantis, Continental, Faurecia, Valeo, ... Air France-KLM Group, DHL, FedEx, GEFCO, Geodis, Groupe ADP, Groupe La Poste, Haropa Port de Paris, RATP, SNCF, Sogaris, Systra, Transdev...



Cosmetics / Perfumery

L'Oréal, Chanel, Clarins, Hermes, Coty Luxury (Caudalie, Dior, Guerlain, Interparfums, Laboratoire Native, LVMH et Sisley), Puig (Paco Rabanne, Nina Ricci, Jean-Paul Gaultier...), Expanscience-Mustela, Pochet, Sephora, Uriage, Verescence...



Creative Industries, Audiovisual and New Media

Gaumont, MK2, Netflix, Paramount Pictures, Pathé films, Sony Pictures, 20th Century Studios, UGC Distribution, Universal Pictures, Walt Disney Pictures, Warner Bros... Buf, Gameloft, Mac Guff, MPC Paris (Ex Mikros), Ubisoft... TF1, France TV, Canal+, Mediawan, Newen Studios, JLA Group, Tetra Media Studio...



Healthcare and Life Sciences

AstraZeneca, Bristol-Myers Squibb, GlaxoSmithKline, Guerbet, Johnson and Johnson, Lilly, Merck, Pfizer, Roche, Sanofi, Novartis...



Fashion, Design, Luxury Goods

Cartier, Chanel, Hermes, Christian Louboutin, Kering (Gucci, Yves Saint-Laurent), LVMH (Louis Vuitton, Christian Dior, Guerlain...)...



IT and Digital Economy

Apple, Altice France, Atos, Cisco, Dassault Systèmes, Free, Fujitsu, Google, Horiba, Huawei, IBM, Meta (Facebook), Microsoft, Motorola, Nokia France, Oracle, Orange, Philips, Safran Electronics and Defense, SAP, Siemens, Sony, Thales, Vivendi, ZTE...



Cleantech, Energy, Smart Building

Air Liquide, Areva, EDF, ENGIE, Schneider Electric, Enedis, RTE... Siemens, Suez Eau France, TotalEnergies, Veolia... Bouygues Energies & Services, Eiffage, GA Smart Building, Vinci...



Financial Services, Insurance


Bank of America, Barclays, BNP Paribas, BPCE Group, CIC, Citybank, Crédit Agricole, Crédit Mutuel, European Bank Authority, Euronext Paris, Goldman Sachs, JP Morgan, HSBC, La Banque Postale, Morgan Stanley, Société Générale, ... Axa, Allianz, CNP Assurance, Generali...



M.I.C.E.*

Comexposium, RX France (Reed Expositions France et Reed Midem), Viparis... Disneyland® Paris...

*Meetings, Incentives, Conventions, Exhibitions



Tourism, Hotels, Catering

Accor, Club Med, Elior Group, Louvre Hotels Group, Lucien Barrière Group, Marriott International, Pierre & Vacances-Center Parcs Group, Sodexo ...

Paris Region, Cradle of Industry

The Region's industrial fabric includes leading-edge sectors such as the automobile, aeronautics, printing, electronics, pharmaceuticals and food processing industries.

These economic activities shape the Paris Region's landscape, from the Seine Valley (automobile), La Défense (business), Saclay (science), and La Plaine-Saint-Denis (film), to Rungis international market and the port of Gennevilliers (both dedicated to logistics).

Paris Region, an Innovation Powerhouse

Paris Region is a land of innovation recognized on a European and global scale. Its diversified economy buzzes with top-ranked high-tech clusters and research centers, which generate exciting opportunities for cross-sector collaborations.

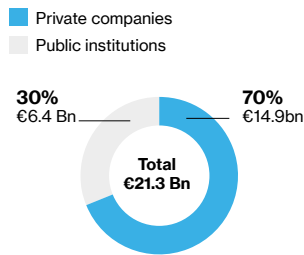
Many successful patent applications have been filed by the top French institutions, making Paris Region one of the world's most innovative Region. Many of the discoveries have led to breakthrough innovations, across all sectors, from energy, computer software, environment, agriculture, to AI, Pharmaceuticals and Biotech, etc...



© Unsplash

#1 R&D Region in Europe (2019)

The highest amount of R&D expenditure in Europe



6.8% of EU27 and 41% of French R&D expenditure
3.06% of Paris Region's GDP

Ministry of Education, Higher Education and Research 12/2022, Eurostat 2023, data 2020

42.33% of R&D expenses made by private companies in France
35.05% of R&D expenses made by public institutions in France

INSEE 2022, data 2019

In Paris Region, 70% of R&D spending is carried out by companies.

INSEE 2022, data 2019

At the Forefront of Innovation

Paris:

- #10 largest science and technology cluster, in the world
- #1 in Europe

Global Innovation Index, Cornell University, INSEAD, WIPO, 2022

Paris:

- #1 most innovative city in Europe
- #7 in the world, ahead of London (#9), Berlin (#18), Munich (#21) and Helsinki (#24) in Europe

JLL, Innovation Geographies, 2022

Patents and Publications

7,687 patents filed, 62.8% of the patents filed in France

INPI, data 2021

Paris Region, European leader, with 4.4% of all European patent applications in EU28.

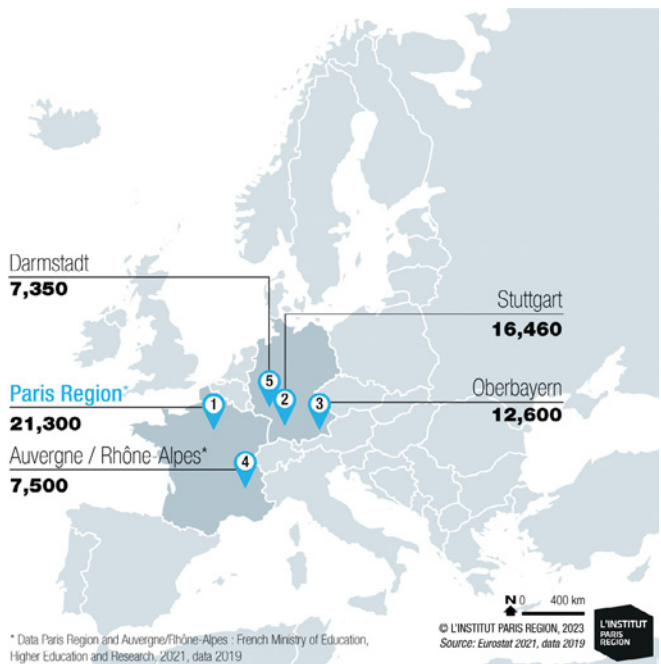
3.7% of European scientific publications.

- 19,917 scientific publications
- 34.5% of the national publications
 - Specialization in mathematics, physics, human and social sciences, sciences of the universe

26% of international co-publications, mainly with the USA, the UK, Italy, and Japan.

Hceres, OST, 2021, data 2017

#1 in Europe for R&D Expenditure (millions of euros in 2019)



Major Research Centers

5 out of EU28 20 most innovative research institutions

- #1 CNRS National Center for Scientific Research
- #8 INSERM National Institute of Health and Medical Research
- #10 Sorbonne University
- #15 Université de Paris
- #17 APHP Assistance Publique Hôpitaux de Paris

Scimago EU28 Research Ranking, 2022

CNRS in international rankings

- #3 Research institution
- #1 in Arts and Humanities, Mathematics, and Social Sciences
- #2 in Computer Sciences, Physics, and Astronomy...
- #4 in the Nature Index
- #6 largest patent filer in France (378 in 2021)
- 33,000 R&D jobs in France
- 1,100 Research labs in France and abroad

Scimago Institutions Ranking, data 2022, Nature Index, CNRS, INPI 2022, data 2021

Various Multidisciplinary Technological Hubs

8 regional competitiveness clusters and many other thematic networks / clusters

- 4,865 members including:
- 3,121 companies
 - 486 labs and teaching institutions

Building on its strong industry clusters, company partnership networks, and thriving marketplace, Paris Region spurs many opportunities for businesses, whatever their development stage.

From artificial intelligence to biotechnology, deep tech, cleantech, Greentech, IT, telecommunications, AR/VR, 3D Animation, aerospace, and agritech... Businesses can plug into a fast-growing ecosystem in no time.

Over
3,368 projects
€8.7 Bn
of total funding



	ASTech	Cap Digital	Cosmetic Valley	Finance Innovation	Medicen	NextMove	Polymeris	Systematic
Fields	Aeronautics, space and defence	Digital and ecological transformation	Perfumery and Cosmetics	Financial services	High-tech healthcare and new therapies	Automotive and mobility industry	Rubber, plastics and composites industry	European innovation and technology cluster in digital and Deep Tech
Total Members	314	800+	622	600	530	565	534	900
Major groups	109	50	80	180	42	110	24	140
Mid-cap SME's, startups	130	700	542	400	439	316	298	550
Labs/teaching institutions	44	58	200	20	35	71		160
Investors, and Local Partners		22				40		50
Total projects funded since the cluster was founded	109	902	350	28	510	323	350 + 35 European Projects	796
Total funding	€554.15 M	€1.91 Bn	€450 M	€1 Bn	€2.40 Bn	€1.75 Bn	-	€3.6 Bn

ASTech, Cap Digital, Cosmetic Valley, Finance Innovation, Medicen, NextMove, Polymeris, Systematic (data 01/2023)

Many Other Thematic Networks / Clusters in Paris Region

- Cancer Campus: Healthtech
- Capital Games: Video Games
- CyberCampus: Cybersecurity
- Descartes Campus: Smart and Sustainable City
- EMS Paris IDF Cluster : Water Treatment, Environment and Urban Soils
- Genopole: Biotech applied to Health, Energy, Environment, Food
- Grand Paris Sport: Health, Sportech
- Matériaupôle: Materials and process
- Paris Saclay: Agritech, AI, Energy, Mobility, Manufacturing, Photonics/Quantum
- Paris Saclay Cancer Cluster
- PariSantéCampus: E-Health
- Silver Valley: Ageing Economy, Tech for Aging
- Urban Logistics Cluster Paris Region
- Vitagora: Food and wellbeing
- VR Connection: AR/VR

An Exceptional Place for Events

Paris Region holds a unique position as a leading destination in both leisure and business tourism. Near 550 business events were held in the Region in 2021, and this appeal lies in the advanced hotel and catering facilities as well as its state-of-the-art venues.

With approximately 700,000 m² of floor space, it offers the richest and most varied range of reception facilities for business events in Europe.



© Vivatech

A Real Know-How in Hosting Major Trade Shows

CCI Paris île-de-France, data 2021

The #1 offer of exhibition space in the world

700,000 m²

21

exhibition and conference venues

212

trade shows

331

conventions

€1 Bn

in economic benefits

As in the previous two years, the convention, trade show, and corporate event business remained affected by the health crisis in Paris Region in 2021.

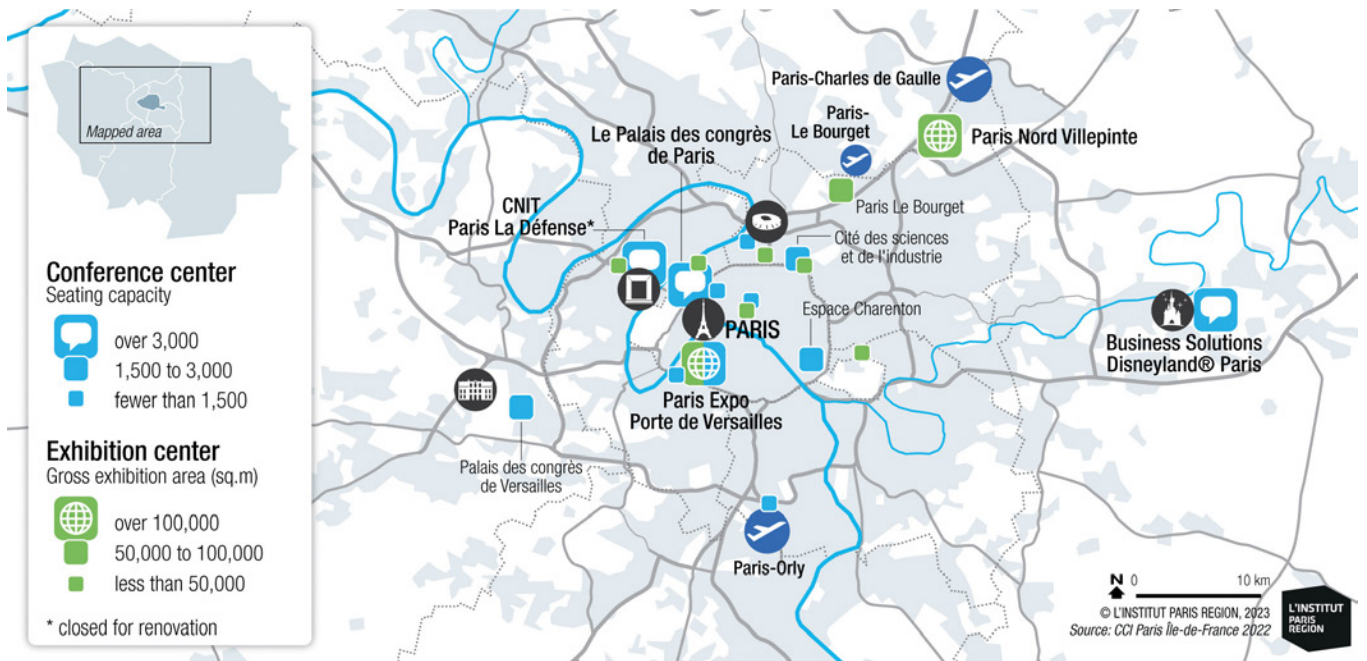
- **2.1 million** visitors, including **74,600** international visitors (**3.6%**)
- **31,900** exhibiting companies
- **€6.1 Bn** turnover by exhibiting companies at trade shows

Top 10 Professional and Public Trade Shows Held in Paris Region (by Number of Visitors and Exhibiting Companies)

Trade Show Name	Business sector	Visitors (1 st visit)	Exhibiting companies	Year
Mondial de l'Automobile / Paris Motor Show	Transport, logistics, traffic and related equipment	1,068,194	500	2018
Salon International de l'Agriculture / Paris International Agricultural Show	Agriculture, horticulture, livestock farming, floristry, fishing and related equipment	597,683	967	2019
Foire internationale de Paris / Paris International Fair	Multi-sector tradeshow and trade fairs	485,588	2,023	2019
SIAE Salon International de l'Aéronautique et de l'Espace / International Paris Air Show	Defence, civil and military security	248,512	2,492	2019
Paris Games Week	Tourism, sports and leisure activities	218,312	164	2019
Maison&Objet	Home decor, interior design, architecture and lifestyle culture	159,273	5,563	2019
Salon Nautique International de Paris / Paris Boat Show	Tourism, sports and leisure activities	147,500	645	2019
Rétromobile	Antiques, collections, flea markets	118,192	615	2020
Salon des vins et des vignerons indépendants / independent winegrowers' wine fair	Food, hotel and restaurant amenities	112,911	947	2019
Salon du Livre / Paris Book Fair	Food, hotel and restaurant amenities	107,284	906	2019

CCI Paris Ile-de-France, UNIMEV, CJS, Organizer's declaration

Conference and Exhibition Centers in Paris Region
(2022)



The Place to Meet

The Paris Convention Center, the largest convention center in Europe, features made-to-measure spaces for large-scale international conferences 15 minutes from the Eiffel Tower, in the heart of the Paris Expo Porte de Versailles. It can accommodate up to **35,000** people in gigantic, fully modular spaces.

Paris, the World's Leading Destinations by Number of Attendees in International Meetings Organized in 2021

Rank	Cities	Attendees hybrid/virtual planned	Attendees hybrid onsite actualized	Attendees hybrid online actualized	Attendees virtual actualized	Attendees hybrid/virtual actualized
1	Paris	70K	3K	1K	184K	189K
2	Barcelona	62K	10K	43K	91K	144K
3	Taipei	51K	7K	9K	127K	143K
4	London	60K	6K	6K	117K	129K
5	Vienna	121K	13K	8K	84K	105K
6	Prague	57K	7K	2K	85K	94K
7	Singapore	63K	6K	27K	43K	76K
8	Stockholm	33K	1K	2K	68K	71K
9	Lisbon	53K	11K	24K	36K	71K
10	Amsterdam	37K	11K	20K	27K	58K

ICCA 2022

Destination Performance Index by Number of International Meetings Organized in 2021

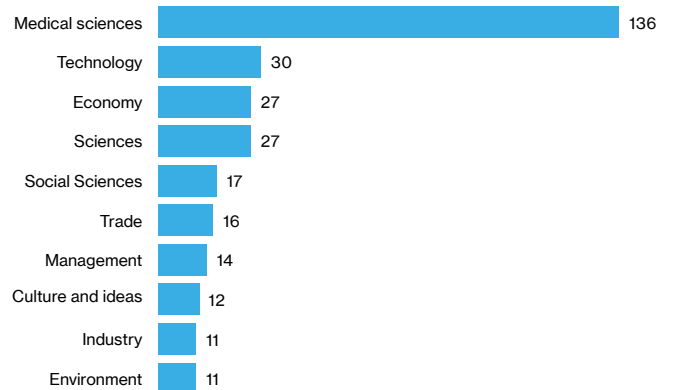
Rank	Cities	Planned meetings	Unaffected meetings	Virtual meetings	Hybrid meetings	Digitalisation: Virtual/Hybrid	Business continuation: Unaffected/Virtual/Hybrid
1	Vienna	113	9	61	22	83	92
2	Lisbon	123	7	59	25	84	91
3	Athens	87	10	40	16	56	66
4	Barcelona	90	9	41	13	54	63
5	Singapore	102	3	56	16	72	75
6	Madrid	79	11	32	19	51	62
7	Prague	95	3	44	14	58	61
8	Paris	84	7	31	12	43	50
9	Berlin	76	6	38	9	47	53
10	Brussels	66	16	25	11	36	52

ICCA 2022

Usually Over 1,000 Congresses per Year in Paris Region
OTCP, data 2021

- 471 congresses held, in over 135 venues
- 331 in-person congresses
- 140 phygital or by video conferencing congresses
- 142 postponed or canceled congresses
- 534,200 delegates who attended a hybrid or an in-person congress, including 80,100 international delegates
- €724 million in economic impact

Top 10 Sectors of Activity for Congresses



OTCP, DATA 2021

Paris Region, at the Heart of World Trade

(2021)

€159.6 Bn
26.9% of France's imports

€101.4 Bn
21.1% of France's exports

The **top 3** most exported products are indicative of the specialization of Paris Region industries:

- Aerospace and Defense
- Fashion
- Automotive

Main Imported Products

- Automotive manufacturing products: **€19.4 Bn, 12.1%**
- Natural Hydrocarbons: **€10.2 Bn, 6.4%**
- Pharmaceutical products: **€9.8 Bn, 6.2%**

Main Exported Products

- Space and aeronautics manufacturing products: **€10.1 Bn, 10.0%**
- Leather, Luggage, shoes: **€9.9 Bn, 8.2%**
- Automotive manufacturing products: **€8.3 Bn, 8.2%**

French Customs, 2021



Safran © Adrien Daste / Safran

Paris Region's Leading Business Partners (2021)

Top 10 suppliers			Top 10 customers		
Imports			Exports		
Country	Value (€ billion)	%	Country	Value (€ billion)	%
China	25.9	16.2	Germany	13.0	12.8
Germany	17.0	10.6	United States	11.9	11.7
Belgium	15.7	9.8	United Kingdom	7.0	6.9
United States	11.6	7.2	Italy	6.9	6.9
Spain	10.6	6.6	China	6.9	6.8
Italy	10.4	6.5	Spain	6.3	6.2
Netherlands	6.7	4.2	Belgium	6.2	6.1
United Kingdom	5.6	3.5	Switzerland	5.0	5.0
Unknown countries	4.0	2.5	Hong Kong	2.7	2.6
Switzerland	3.8	2.4	Netherlands	2.4	2.4
Other countries	48.3	30.5	Other countries	33.1	32.6
Global Total Paris Region*	159.6	100	Global Total Paris Region*	101.4	100

French Customs, 2021, *including other countries

The main supplier countries are the major powers world's economies (China, USA), as well as the nearby countries.

For 11 years, Germany and the United States have been Paris Region's main export partners.



© Volocopter

Benefit from State-of-the-Art Infrastructures

A World-Class Real Estate Offer

Companies and investors find highly selective and great opportunities in Paris Region, the largest scope of Real estate solutions: offices, third places, logistics... Besides, the ongoing Grand Paris Express Project will offer better connections to urban and business centers, international airports, and high-speed train stations.

A Gateway to Europe and The World

With 25,000 kilometers of roads, three international airports, seven TGV stations, and Haropa Port, Paris Region is a major transportation hub with excellent links to the rest of the world, making it easy for businesses to reach customers and markets, both in France, Europe and internationally (African, Asian, American... Markets).

A Growing and Environmentally Friendly Mobility Network

Sustainable development is based on more environmentally friendly mobility. The modes of transport for journeys between home and work are changing. Paris Region is a Region with major public transport infrastructures. As the Region prepares to host the 2024 Olympic & Paralympic Games, the network continues to develop, particularly through the construction of the Grand Paris Express.

Very Competitive Telecom and Energy Costs

France benefits from state-of-the-art telecommunications and energy networks, which enable it to offer advantageous costs to individuals and companies.

Europe's Largest Scope of Real Estate Solutions

With a real estate market offering of 55 million m², Paris Region is a constellation of diverse, specialized districts that make it a highly attractive location for a range of industries, research areas, and lifestyles. The real estate market has recently transformed as companies rethink the traditional office model in favor of more flexible options and third-party locations. Home to a variety of coworking spaces and the world's biggest startup campus, Paris Region real estate offers an ecosystem of collaboration and true business synergy.



Paris Rive Gauche Immobilier © Florence Humbert

Office Space

Surface area
55 million m²

ORIE, 2022

Over **1,500** areas for business activity

L'Institut Paris Region, 2022

34 business districts
Paris La Défense, the **4th** largest business district in the world
EY-ULI 2020

- Immediate supply: **4.1 million m²**
- Vacancy rate: **7.5%**
- Take up: **2.2 million m²**
- Space under construction: **1.7 million m²**

Immostat & Deloitte 2022, data 2022

Office rents in Paris Region

Prime rent in central Paris

- **€950/m²/year**

Prime rent in La Défense

- **€600/m²/year**

Average rent in Paris Region

- **€430/m²/year**

JLL 2022, data 2022

Paris Region: Twice Cheaper Than London in Office Rent

Office Rent Space Tracker (Q3 2022) USD Market Ranking			
Rank	Country	City	Occupancy costs \$US/sq ft/year
1	China	Hong Kong, Central	259
2	USA	New York, Midtown	220
3	United Kingdom	London, West End	182
4	China	Beijing, Finance Street	167
5	USA	Silicon Valley	149
6	China	Beijing, CBD	140
7	USA	New York, Midtown South	132
8	China	Shanghai, Pudong	128
9	China	Beijing, Zhongguancun	115
10	USA	San Francisco	114
11	Singapore	Singapore	110
12	China	Hong Kong East	109
13	China	Shenzhen	108
14	USA	Miami	106
15	China	Shanghai, Puxi	106
16	United Arab Emirates	Dubai, DIFC	103
17	Japan	Tokyo, Marunouchi	103
18	USA	New York, Downtown	102
19	United Kingdom	London, City	101
20	India	Delhi, Connaught Place	99
21	India	Mumbai, SBD BKC	97
22	USA	Boston	96
23	USA	Cambridge (Massachusetts)	96
24	Swiss	Zurich	91
25	Sweden	Stockholm	88
26	USA	San Jose	87
27	Japan	Tokyo, Shibuya	87
28	Japan	Osaka	86
29	Swiss	Geneva	83
30	Nigeria	Lagos	83
31	Japan	Nagoya	82
32	France	Paris	80

Jones Lang Lasalle Global Premium Office Rent Tracker 2022, data Q3 2022

Everything You Need to Scale Up

Coworking spaces, business centers, shared offices - in recent years the number of places where people can work remotely has steadily grown in Paris Region (+40% between 2017 and 2021), because they respond to several underlying trends: nomadism of self-employed workers, limitation of commuting, need for convivial places, conducive to exchanges and creativity, economic optimization of real estate costs of large groups, socialization of the growing population of micro-entrepreneurs...

1,023
 "third places", providing flexibility to the workforce, comprising:

- 401 coworking spaces
- 256 shared offices
- 126 fablabs
- 240 business creation or development support sites

L'Institut Paris Region, 2022

The World's Biggest Start-up Campus

Based in central Paris, STATION F gathers a whole entrepreneurial ecosystem under one roof.

- 51,000 m² campus
- 1,000+ start-ups
- 30+ international startup programs
- 5,000+ start-ups supported since its creation
- Coliving space: 100 apartments, 600 rooms

Station F, 2022

The Grand Paris Express: A Great Opportunity for Urban Projects (2022)

To enhance its attractiveness and competitiveness in our globalized world, Paris Region is undertaking major infrastructure and urban planning projects. This includes the Grand Paris project, the largest urban project in Europe, which will provide a new transport network, new residential projects, office districts, and R&D hubs open to international competitions to reinvent Paris Region.

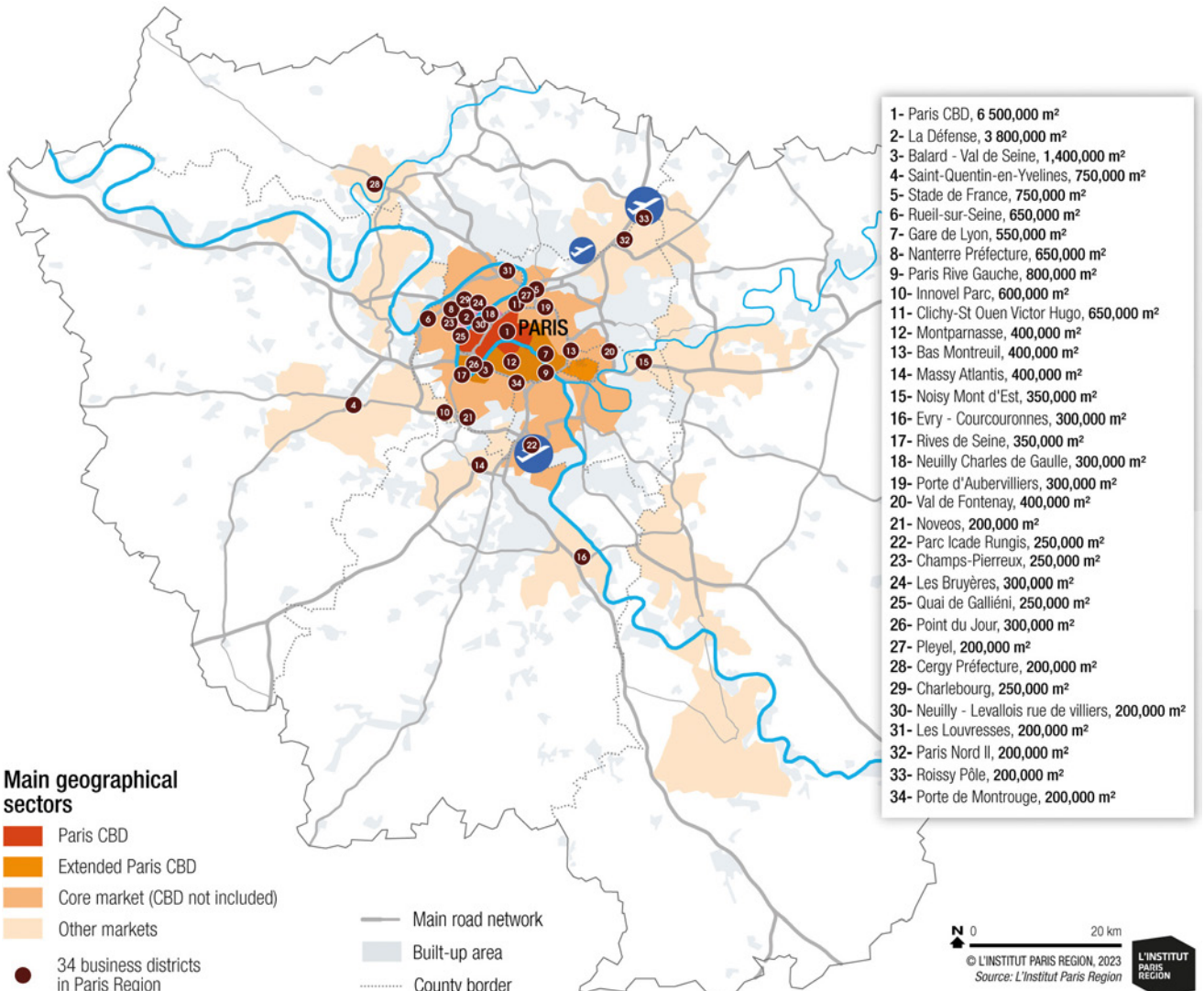
The Grand Paris Express is paving the way for a substantial increase in additional housing in Paris Region, with the creation of **250,000** to **400,000** housing units.

The Grand Paris Express is accelerating the urban renewal process in **140 km²** of neighborhoods within an 800-meter radius of each station on the rail line and represents a total development potential of **32 million m²**.

More than **100** projects will be developed by 2030 by Société du Grand Paris on land acquired for the construction of the Grand Paris Express, for a total floor area of **1 million m²**:

- 8,000 diversified housing units (almost 60% of the development is housing)
- 43,000 m² of retail and services in addition to the 20,000 m² inside the stations
- 380,000 m² of offices, logistics, and industrial real estate
- 70% of the projects will be made of bio-sourced materials of which 50% wood

The Paris Region Office Market



A Major Growing Mobility Hub

Located at the crossroads of Europe, companies based in Paris Region can easily access a market of 500+ million customers and all major European cities. The Region has a highly developed, modern, and safe transport network relying on a fast metro system, suburban trains, 7 high-speed train stations, and 3 international airports that make it easy to get around and reach other destinations in France, Europe, and the world. As the Region prepares to host the 2024 Olympic Games, several major public infrastructure projects are underway and will be constructed by 2030, including the Grand Paris Express.



The Paris metro - VanderWolf Images © Adobestock

A Gateway to Europe and the World

By plane

Paris Aéroport, UAF, 2022

- 3 international airports
- 598,640 aircraft movements
- 119 countries and 328 destinations reachable from Paris

86.7M
passengers

By train

SNCF 2021, Ile-de-France Mobilités, Eurostar, Transilien, 2022

10
main stations including

7
TGV high-speed train stations

Paris-Charles de Gaulle (CDG)

- **Leading** European airport for passengers carried*
- 4th European hub for global connectivity
- 57.5 million passengers
- 402,849 aircraft movements
- 328 destinations

Paris-Orly

- 29.2 million passengers
- 195,791 aircraft movements
- 128 destinations

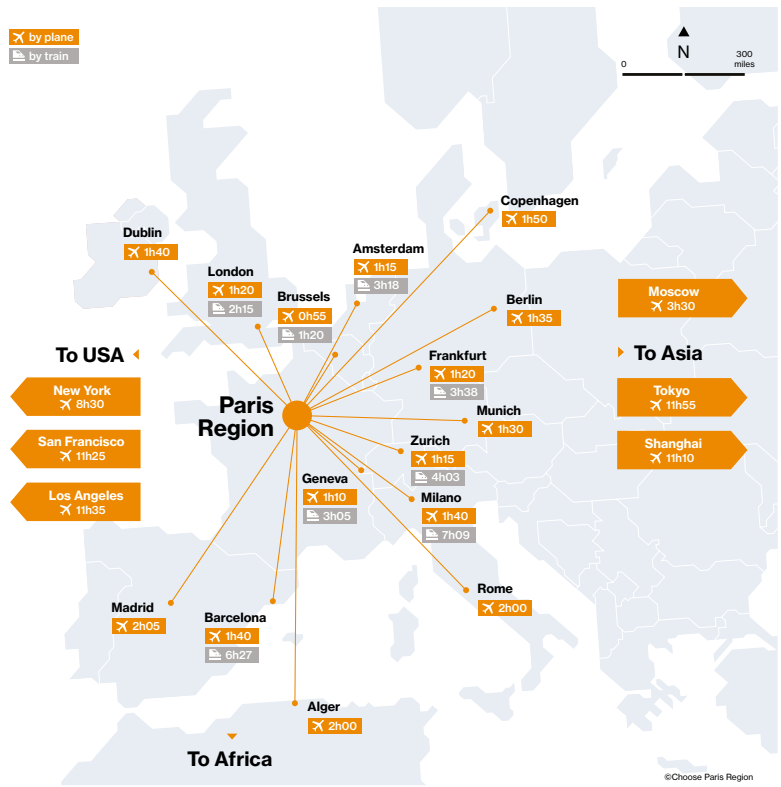
Paris-Le Bourget

- Europe's leading business airport
- 51,834 aircraft movements
- 800 destinations
- 10 airfields and 1 heliport

*Eurostat, 2022, data 2020-2021

- 3.4 million passengers in Paris Region (70% of French Traffic)
- 6,000 trains per day
- 390 stations
- Over 200 stations will be made accessible by 2024
- 2nd busiest railway network in the world after Tokyo
- 5 railway stations have traffic that exceeds 100,000 travelers daily
- Paris Gare du Nord, Europe's largest train station: 126.6 million passengers in 2021
- Paris Saint-Lazare: 91.5 million passengers
- Paris Gare de Lyon: 80 million passengers
- Juvisy-sur-Orge (Ouigo trains): 41.8 million passengers
- Paris Montparnasse: 41 million passengers

Paris Region, Connected to Europe and the World



The Paris Region air hub is the largest in continental Europe: most major European cities are reachable in less than two hours by air.

Thanks to the TGV, rail links are efficient and direct, particularly with Belgium, the Netherlands, Germany, and Luxembourg. Paris Region's geographical location combined with quality transportation infrastructure make it a hub for easy access to other markets, notably Africa and the Middle East.

2hrs16 between Paris Nord and London with Eurostar. Up to **15** trains a day. **7** days a week.

Eurostar 2022

Paris Region through Choose Paris Region, Groupe ADP and RATP Group inaugurated the test centre dedicated to new sustainable urban air mobility (eVTOLs (electric Vertical Take-Off and Landing aircraft) at the Pontoise - Cormeilles-en-Vexin airfield. ADP, 2022

A Dense and Unique Regional Transport Network

Public transport, bicycles, electric and traditional scooters, self-service vehicles, autonomous cars, buses and automated metros: the local transportation system offers a diverse array of constantly expanding options.

Type of trips	Number of trips / weekday (in million)	Evolution in 2018 (Oct. 2020) (in %)
Walking	16.2	- 4
Car	12.0	- 19
Public transport	6.8	- 28
Bike	1.0	+ 25
Motorized two-wheeled vehicles	0.6	+ 40
Others	0.2	- 11
Total	37	- 13

Ile-de-France Mobilités (09-10/2020)

3.3 billion trips by public transport in Paris Region		
Mode of traffic	Lines	Trips (in millions)
Subway	16	1,015
Train – RER*	13	942
Streetcars	11	266
Bus/night buses	1,529	1,086
Total	1,569	3,309

Ile-de-France Mobilités d'après Optile, RATP, SNCF, 2022, data 2021
*High-speed metro

A Wide Public Transportation Network, Extended Further by the Grand Paris Express

This largest urban development project in Europe is providing a new transport network. The project involves heavy investments in modernizing and expanding the public transport network.

- **200 km** of additional automated metro lines
- **68** new stations
- **2 to 3 million** passengers everyday
- **€36.1 Bn** invested through 2030
The project is set to link Paris Region's **3** airports as well as business districts and scientific clusters.
- In total, approximately **1 million m²** of floor space will be developed by Société du Grand Paris on the land acquired for the construction of the Grand Paris Express.

Mass Transit in Paris Region

A competitive monthly public transport subscription, at **€84.10** in 2023

Ile-de-France Mobilités, 2023

The rail system in Paris Region carries over **2 billion** passengers annually.

- Paris Region's mass transit network, **#3** in the world behind Tokyo and Seoul, and ahead of Shanghai, London, and New York.
- **3,300 km** of lines
- **454** Train, RER stations
- **304** Subway stations
- **230** Tram stations
- **1 metro every 85 seconds** on line 14
- **1 train every 2 minutes** on the RER A during rush hour
- The **30 billion kilometers** traveled annually by Paris Region's inhabitants thanks to the mass transit network, represent a **CO2 emission saving of 4 million tons per year**.
- Almost **5,000** zero-emission buses in dense areas by 2025 and in the rest of the Region by 2029
- More than **1,100** new electric trains and RER will be running on the network by 2030

Ile-de-France Mobilités d'après Optile, RATP, SNCF, 2022, data 2021

Active Mobility, Bicycles and Electromobility

Walking remains the primary mode of travel for Paris Region's inhabitants followed by car and public transport.

Other modes of innovative and eco-friendly transport, such as bicycles and similar two-wheeled vehicles, are also a growing option.

Velib Metropole, Self-Service Bicycle System

- **15,000** bikes: **60%** traditional bicycles **40%** electric power-assisted bicycles
- **1,421** stations in **58** municipalities
- **623,000** users
- **358,240** subscribers

Véligo Location, a Long-Term Rental Service (6 to 9 months) of Electrically Assisted Bikes

- **15,000** Véligo Location bikes
- **500** Electrically Assisted Cargo Bikes

Free-Floating Bike Scooter and Moped Operators

- E-bikes: **12,500** in Paris and **550** in the suburbs
- E-Mopeds: around **8,600** in Paris and near suburbs
- E-Scooters: **15,000** in Paris and **6,000** outside Paris
- **1,750** electric cars

Carsharing services in a loop

- Carsharing: **1,130** cars

L'institut Paris Region, Ile-de-France Mobilités, Velib Metropole, Veligo

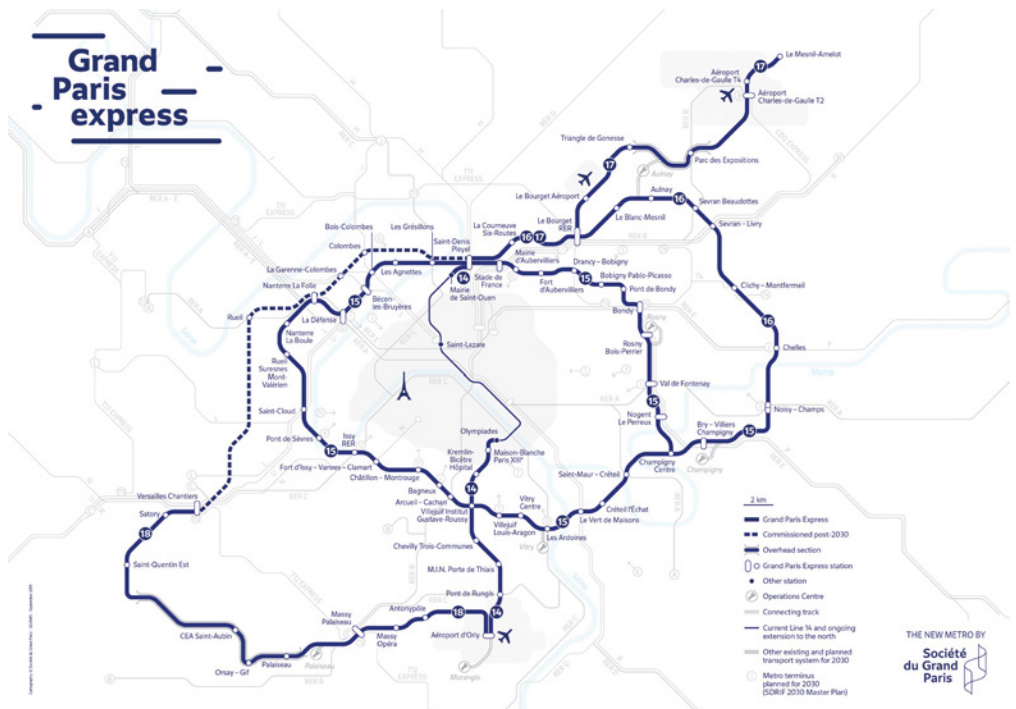
Carpooling

- **900,000** people carpool to work every day
- **272,746** tons of CO2 avoided thanks to carpooling

Ile-de-France Mobilités, 2022

The Grand Paris Express

With the Grand Paris Express and the 200 kilometers of new lines being built, new areas will emerge with good transport connectivity and with more affordable land and real estate prices.



Cost-Effective Logistics

Located at the junction of two of the major European freight corridors, Paris Region is an ideal hub for logistics and shipping. With 12.2 million inhabitants and a catchment area of an estimated 25 million inhabitants within a 200-kilometer radius, Paris Region is the leading importing (27% of imports) and exporting (21% of exports) Region in France.

90% of goods are transported by road, 6% by river, and 4% by rail. More than 7 million people in the Paris Region buy online and 84% of these purchases generate physical deliveries.

E-commerce, accounting for 20% of urban flows, is growing by 15% each year. The logistics industry is searching for numerous solutions from faster delivery times to warehouses close to end-users, and other innovations, are very attractive to key logistics players.



Logistics on the Seine River in Limay (Yvelines) © Adobestock

Significant Capacity in Logistics and Real Estate

Warehouses > 5,000 m²

- Surface area: **19 million m²**
- Available: **814,000 m²**
- Take-up: **940,000 m²**

Région Ile-de-France, 2022, BNP Paribas Real Estate, 2022, data Q3/2022

Paris Region at Very Competitive Logistics Costs

Prime Rents in Q4 2021, €/m ² /year Warehouses over 5,000 m ²	
London (United Kingdom)	197
Oslo (Norway)	135
Helsinki (Finland)	120
Dublin (United Kingdom)	113
Birmingham (United Kingdom)	102
Manchester (United Kingdom)	98
Stockholm (Sweden)	91
Copenhagen (Denmark)	91
Berlin (Germany)	90
Munich (Germany)	90
Barcelona (Spain)	87
Vienna (Austria)	86
Frankfurt (Germany)	85
Hamburg (Germany)	79
Madrid (Spain)	75
Budapest (Hungary)	69
Prague (Czech Republic)	69
Paris (France)	60
Bruxelles (Belgium)	58
Milan (Italy)	57

European Logistics Market, Q4 2021, BNP Paribas Real Estate, 03/2022

Air, Road, Waterway and Railway Logistics

Paris Region generates around **230 million tons** of goods each year. Road transport accounts for the vast majority of goods transported, i.e. **90%** of the tonnage, river transport **6%**, and rail transport **4%**. The flows that concern Paris Region is both national and international. Consumer goods, which are largely imported by container, arrive in Paris Region along two major corridors, one of which is exclusively road-based and is structured by the port of Antwerp, and the other, which is already multimodal, is structured by the port of Le Havre.

Paris CDG Airport
Europe's #2
for Cargo

Eurostat, 2022, data 2020-2021

Air

- **2.1 million** tons of freight and mail handled
- **3.9 million** tons of cargo capacity (both airports)
- **79** aircraft parking points dedicated to cargo at Paris-CDG
- **328** cities served worldwide European capitals and major cities within a 2-hour flight
- About **90%** of total volume of air freight is handled at Paris-CDG and Orly airports

Aéroports de Paris, DGAC, data 2021

Road network

- **12,000 km** of roads, including **497 km** of national roads and **620 km** of highways
- Freight **178 million** metric tons of goods

SDES 2019, Eurostat, 2019

#1
French river port

#2
Europe's river port

Waterway

- **70** urban ports, including
- **6** multimodal platforms
- **500 km** of navigable waterways
- **1,000 ha** of port areas
- **6** container terminals
- Waterway: **22.5 million** metric tons of goods
- **152,500 TEUs** were handled
- **1 million m²** of warehouse space

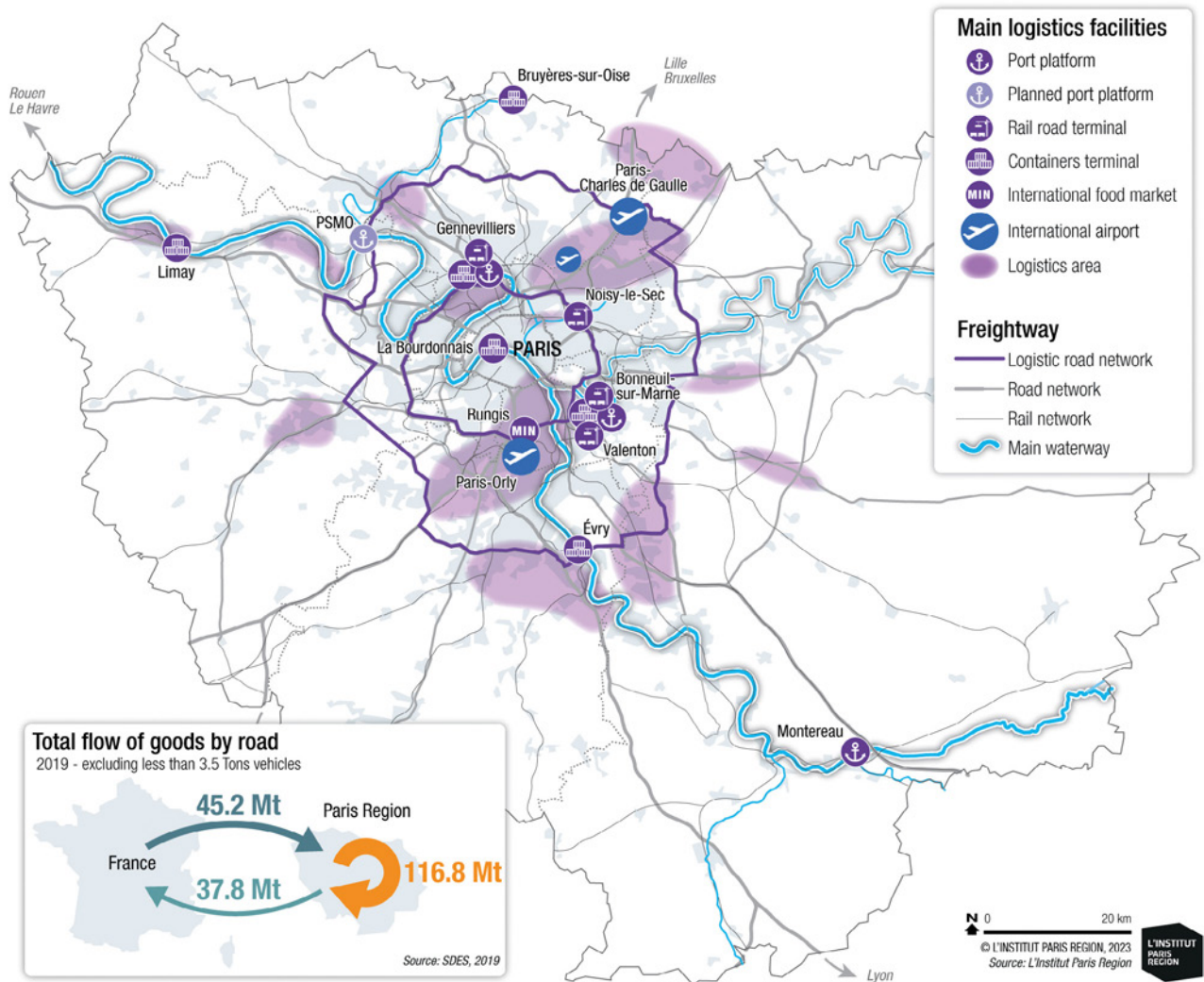
Haropa, 2022, data 2021

Rail freight

- **10 million** metric tons of goods by rail, including **1.8 million** through Paris Region ports
- **4** rail/road terminals
- Valenton **#1** Rail/Road terminal in France
- Railway activity Materials: **4.9 million** metric tons

Setra, Haropa 2021, Unicem, 2019

Logistics in Paris Region (2023)



Facilitating the transportation of goods

The main multimodal supply chain system has been created to facilitate the transportation of goods. One of these is the HAROPA port, which is a maritime gateway to Paris Region. Thanks to its multimodal approach, the port supports innovation for sustainable logistics. More than 20 million tons of goods are handled each year, avoiding the circulation of more than one million trucks on the roads.

Flow of Goods Through Main Ports in Paris Region			
	Waterway (thousand tons of goods)	Containers (TEUs*)	Railway (thousand tons of goods)
Gennevilliers	3,470	107,755	814
Limay	1,084	3,633	421
Bonneuil-sur-Marne	1,358	19,136	635
Bruyères-sur-Oise	575	350	0
Evry	309	0	0
Précy-sur-Marne	49	4,178	not connected to rail
Paris-La Bourdonnais	95	17,529	not connected to rail

* Twenty-Foot Equivalent Units - Haropa-Port de Paris, 2022 data 2021

One of the Most Fiber-Connected Regions in Europe

Paris Region's economy relies on its strong digital ecosystem to cater to the needs of many industries. The Region is the connection point for all existing Internet networks in France. The Fiber-to-Home Infrastructure currently covers almost 100% of the Region, making the system available to everyone regardless of whether they live in a dense urban environment or rural area.

The Region has a dense data center and telecom infrastructure and offers very competitive energy costs.



© DATA4 FRANCE, Marcoussis (Essonne, 91)

A Smart and Connected Region

Launched in February 2013, the High-Speed Broadband France Plan aims to cover the entire country by 2022 by proposing high-speed internet access to all houses, businesses and government departments.

Paris Region aims to be the first Region in Europe to be entirely equipped with fiber-optic cables by 2025.

Reliable Telecommunications and Networks

4G Mobile Telephony

- 4 operators (Orange, Bouygues Telecom, SFR, and Free)
- 99.8% of the population is covered
- 100% coverage in the Paris metro (tunnels and stations)

5G Mobile Telephony

- The 4 operators have deployed their networks in the metropolitan area.
- Nearly 90% of the sites equipped with 5G offer very high speed mobile broadband (theoretical speed 240 Mbit/s).

ARCEP, 15/12/2022

Most affordable mobile and fixed Internet packages in Europe

In France, strong competition in telecoms allows consumers to benefit from some of the lowest prices in Europe, according to the Belgian telecoms regulator IBPT. French and British operators have the cheapest cell phone offers. France offers by far the most attractive prices on fixed internet. The range of prices of the offers (which go from the Internet connection only, to those including television, fixed telephony, and mobile) goes from 20 euros to a little more than 40 euros. For an offer including very high-speed Internet (at 100Mbps), television, and unlimited fixed telephony:

- France: <30 €
- UK: 40 €
- Germany: >45€
- Luxembourg: >50€
- Belgium: 70 €

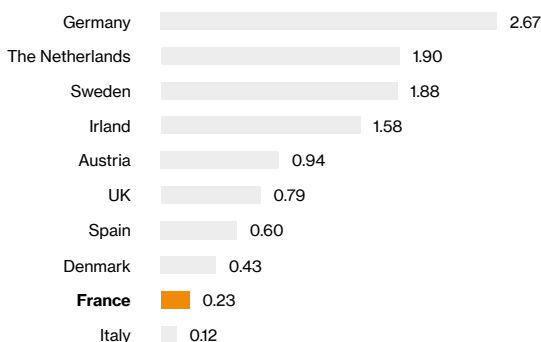
IBPT, 2022, data 2021

Cutting-edge infrastructure

Paris Region is home to a high density of technology companies and internationally renowned competitiveness clusters, which benefit from cutting-edge digital infrastructures (very high speed, cybersecurity, cloud, etc.) and from competitive energy costs.

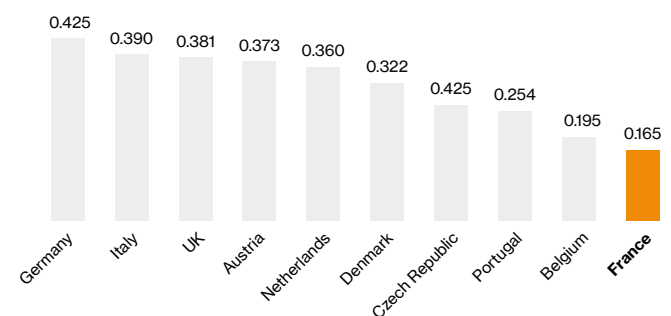
France offers very competitive Telecom and Energy Costs

Average Cost of a Gigabyte of Mobile Data on a Package Basis in 2022 (in US dollars)



Cable.co.uk (via Statista), 2022, Selection of Countries in Western Europe

Electricity Prices for Business, kWh, Euro



Global Petrol Prices, 02/2023, Prices 06/2022, Selection of Countries

L'INSTITUT PARIS REGION

URBAN PLANNING AND
ENVIRONMENTAL AGENCY

URBAN PLANNING
CULTURE & HERITAGE
INNOVATION
METABOLISM
CLIMATE
BIODIVERSITY
MOBILITY
ECONOMY



<https://en.institutparisregion.fr>

L'INSTITUT
PARIS
REGION



Crédit: photo AdobeStock

Expanding your network, boosting growth

with Paris Ile-de-France Regional Chamber
of Commerce and Industry

Are you a foreign company?
Are you looking for potential business partners
on the French market?



Doing Business
in Paris

is at your service
international.cci-paris-idf.fr



01 55 65 44 44

Prix d'un
appel local

Du lundi au vendredi de 9H00 à 17H30



CCI PARIS ILE-DE-FRANCE
INTERNATIONAL



**CHOOSE
PARIS
REGION**

The One-Stop-Shop

We work hand in hand with all the local players in Paris Region
to attract and support international talents and companies



chooseparisregion.org

contact@chooseparisregion.org



ChooseParisRegion



parisregion



ChooseParisRegion



@ChooseParisReg



contact@chooseparisregion.org
chooseparisregion.org



info@institutparisregion.fr
en.institutparisregion.fr



crocis@cci-paris-idf.fr
crocis.cci-paris-idf.fr