

**HOTTEST
YET IN...**

**STRAPER
CAPEK**

Programmed
by Bill Hogue



POSS

bottom of your panel. The delta velocity (dV) digit indicates the rate in mph at which your velocity is changing (5 to -5) each second. The delta altitude gauge (dA) tells your rate of descent or ascent (-25 to 25) in feet per second. On touchdown, your rate of descent cannot exceed -4 feet per second or your landing gear will collapse. There is also a time gauge (T) to indicate how long you have been at the controls.

After Touchdown

Once you touch down, you must stop the plane before you reach the end of the runway. For the quickest stop, make sure the dV gauge is at the minimum (-5). Your stick has four feather controls. Push it up or down to increase or decrease your rate of descent (altitude). Push the stick left or right to decrease or increase your velocity.

When you successfully land, you'll be given a score to evaluate your flight. This score is based on the time it took you to land the plane; your ability to hold it on the glide path; and the distance to the end of the runway once you've stopped. If the plane is above or below the glide path, points are deducted from your score; so it is possible to accumulate a negative score.

It may take you several flights to become adjusted to the control and instrumentation — but with some practice you'll soon be flying for a high score. Scores in excess of 2500 are exceptional.

Program 1: Nightflyer — Atari Version

```

7 HS=0: DIM B*(35)
8 GRAPHICS 7: SETCOLOR 2,0,0: POKE 752,1
9 DEG : GOSUB 800
50 SH=80: SW=160: RL=4000: RW=60
52 T=2: REM T is dist pilot to scrn
54 FS=66/45: REM ft/sec
90 KI=30: VZ=0.85: DZ=83.3: AZ=5: XV=15:
  YV=30: GX=0: XD=15: YD=60: XA=147: YA=60
100 D=15000+RND(0)*15000
102 A=900+RND(1)*900
103 IF ST=0 THEN D=20000: A=1200
105 TX=D/150
110 POKE 18,0: POKE 19,0: POKE 20,0
130 RC=0: V=200: PR=0: CR=0
140 BD=0: BA=0
150 RL=4000: RW=60
200 SOUND 0,100-RC,8,6: POKE 77,0
201 SOUND 1,250-V/2,2,2
208 IF PR=0 AND D<4000 AND A>1000 THEN B$="Altitude too high for safe landing": GOTO 500
210 IF A>1 AND V<80 THEN B$="Velocity below stall level (80)": GOTO 500
211 IF A<30 AND PR=0 THEN B$="Altitude below minimum (30)": GOTO 500
212 IF D<1 AND PR=0 THEN D=4000: PR=1: SETCOLOR 2,0,4
213 IF D<1 THEN B$="Crashed at the end of runway.": GOTO 500
214 IF PR=1 THEN 300
215 X=INT(D/1000): IF X<4 THEN 218
216 IF X>=KI THEN 400
218 KI=X: GOSUB 920
220 A1=T*A/D*SH: A2=((T*A)/(D+RL))*SH
230 RF=T*RW/D*SW: L1=(SW-RF)/2: R1=L1+RF
240 RR=((T*RW)/(D+RL))*SW: L2=(SW-RR)/2: R2=L2+RR
248 IF D<4000 THEN GOSUB 900: GOTO 400
250 GOSUB 900
260 GOTO 400
300 GOSUB 920
310 A1=80: A2=((T*A)/D)*SH: IF A2<1 THEN A2=1
315 IF A<RF THEN RF=RF+1: IF RF>158 THEN RF=158
316 IF A>RF THEN RF=RF-1: IF RF<RR THEN RF=RR+4
320 L1=(SW-RF)/2: R1=L1+RF
325 RR=((T*RW)/(D))*SW: L2=(SW-RR)/2: R2=L2+RR
330 GOSUB 900
350 IF A>D/10 THEN B$="Altitude too high for safe landing": GOTO 500
400 T1=TI: TI=(PEEK(20)+PEEK(19))*256+PEEK(18)*65536/60: TD=TI-T1
403 X=STICK(0): IF X=15 THEN 450
404 GOTO X+400
405 VD=VD+1: RC=RC-V/40: GOTO 440
406 VD=VD+1: RC=RC+V/40: GOTO 440
407 VD=VD+1: GOTO 440
409 VD=VD-1: RC=RC-V/40: GOTO 440
410 VD=VD-1: RC=RC+V/40: GOTO 440
411 VD=VD-1: GOTO 440
412 IF X=9 OR X=5 OR X=13 THEN RC=RC-V/40
413 RC=RC+V/40: GOTO 440
414 RC=RC+V/40: GOTO 440
420 X=STICK(1): IF X=10 OR X=14 OR X=6 THEN VD=VD+1: IF VD>5 THEN VD=5
422 IF X=9 OR X=5 OR X=13 THEN VD=VD-1: IF VD<-5 THEN VD=-5
440 IF VD<-5 THEN VD=-5
442 IF VD>5 THEN VD=5
444 IF RC>25 THEN RC=25
446 IF RC<-25 THEN RC=-25
450 IF A=0 THEN 452
451 A=A+RC: IF A>1800 THEN A=1800
452 AD=(D)*0.06: IF PR=1 THEN 460
453 IF ABS(A-AD)<30 THEN GP=0: GOTO 460
454 GP=- (A-AD)/30
455 IF GP>8 THEN GP=8
456 IF GP<-8 THEN GP=-8
459 CR=CR-5
460 DV=FS*V*TD: D=D-DV
470 V=V+VD: IF V>300 THEN V=300
471 IF A<0 THEN A=0: FOR I=1 TO 70: SOUND 0,21,8,14: NEXT I: SETCOLOR 2,13,4
472 IF A>0 THEN 480
473 IF RC<-4 THEN B$="Excessive climb rate (-4) CRASHED": GOTO 500
475 V=V+VD-3: RC=0: IF V<1 THEN 600
480 COLOR 0: PLOT 15,60: DRAWTO XD,YD
481 COLOR 1: I=D/DZ-90: GOSUB 999: PLOT 15,60: DRAWTO X+15,Y+60: XD=X+15: YD=Y+60
482 COLOR 0: PLOT 147,60: DRAWTO XA,YA
483 COLOR 1: I=A/AZ-90: GOSUB 999: PLOT 147,60: DRAWTO X+147,Y+60: XA=X+147: YA=Y+60


```

The ANTIC Anthology

VOLUME 1

THE BEST OF **Antic** VOLUME ONE

AN ANTHOLOGY



Antic covers ATARI* computers, software, peripherals and game machines in depth every month. Now we offer you the "Best of ANTIC Volume I," a valuable collection of the most popular programs and feature articles from our first year of publishing.

You'll get useful **utilities**, step-by-step **tutorials** and exciting **games** for your ATARI computer, plus a very special bonus of six **new ATARI arcade games** created especially for ANTIC, The ATARI Resource. If you own ATARI, you need ANTIC!

CALL TOLL-FREE to order (\$12.95 + \$1.50 postage & handling):
800-772-3545 x133 in California
800-227-1617 x133 everywhere else

WRITE for "The ANTIC Anthology" (\$12.95 + \$1.50 postage & handling): ANTIC Publishing, 600 18th St., San Francisco, CA 94107.

ASK for "The ANTIC Anthology" at your favorite computer store or newsstand. (Available November 15th.)

The Best of ANTIC Issues 1 thru 6!
ANTIC™ is a trademark of ANTIC Publishing Inc. ATARI® is a registered trademark of Atari, Inc.

```

484 COLOR 0:PLOT 15,30:DRAWTO XV,YV
485 COLOR 2:I=V/VZ-90:GOSUB 999:PLOT
  15,30:DRAWTO X+15,Y+30:XV=X+15:
  YV=Y+30
487 COLOR 0:PLOT 142,30+GX:DRAWTO 15
  2,30+GX
488 COLOR 1:PLOT 143,6P+30:DRAWTO 15
  1,6P+30:GX=6P
490 POKE 656,2:POKE 657,3:PRINT INT(
  D);" ";
491 POKE 657,33:IF A<100 THEN PRINT
  "☐";" ";
492 PRINT INT(A);" ";
493 POKE 657,13:PRINT INT(VD);" ";
494 POKE 657,25:PRINT INT(RC);" ";
498 POKE 657,19:PRINT INT(TI);
499 GOTO 200
500 SETCOLOR 4,5,4:SETCOLOR 2,5,4
505 POKE 656,0:POKE 657,3:PRINT "
  (34 SPACES)";:SOUND 0,0,0,0
510 POKE 656,0:POKE 657,4:PRINT B#;
550 GOTO 650
600 SETCOLOR 4,11,4:SETCOLOR 2,11,4
602 PT=(TX-TI)*10+D/2+CR+1000
606 IF PT>HS THEN HS=INT(PT):POKE 20
  9,INT(HS/256):POKE 208,HS-INT(HS
  /256)*256
610 POKE 656,0:POKE 657,4
615 PRINT " SCORE ";INT(PT);"
  (3 SPACES)"
650 POKE 656,3:POKE 657,15:PRINT " P
  res s FIRE ";
660 IF STRIG(0)=0 THEN RUN
661 SETCOLOR 0,RND(0)*15,4:FOR I=1 T
  O 50:NEXT I:IF STRIG(0)=0 THEN R
  UN
662 SOUND 0,RND(0)*255,10,2
664 POKE 656,3:POKE 657,15:PRINT " F
  res s Fire";:FOR I=1 TO 50:NEXT
  I:SOUND 0,0,0,0
666 GOTO 650
800 POKE 656,1:POKE 657,2
802 ? "(F){6 M}{G} (F){4 M}{G} (F)
  {3 M}{G} (F){4 M}{G} (F){6 M}
  {G}"
803 ? "(V){6 SPACES}{B} (V)
  {4 SPACES}{B} (V){3 SPACES}{B}
  (V){4 SPACES}{B} (V){6 SPACES}
  {B}"
804 ? "{G}{6 N}{F} {G}{4 N}{F} {G}
  {3 N}{F} {G}{4 N}{F} {G}{6 N}
  {F}";
806 HS=PEEK(209)*256+PEEK(208)
818 POKE 656,0:POKE 657,3:PRINT "Nig
  ht Flyer{9 SPACES}High Score ";H
  S;
820 R=11
822 FOR I=0 TO 360 STEP 5
824 X=R*COS(I):Y=R*SIN(I)*0.9
825 COLOR 2:PLOT X+15,Y+60:PLOT X+14
  7,Y+60
826 COLOR 1:PLOT X+15,Y+30:PLOT X+14
  7,Y+30
828 NEXT I
832 COLOR 1:PLOT 15,30:DRAWTO 26,30
833 COLOR 2:PLOT 15,30:DRAWTO 15,20
834 PLOT 137,30:DRAWTO 140,30:PLOT 1
  54,30:DRAWTO 157,30
836 PLOT 15,60:DRAWTO 15,50:PLOT 147
  ,60:DRAWTO 147,50
860 POKE 656,0:POKE 657,3
862 PRINT "Random <T> or Standard <C>
  > START ?";

```

```

870 IF STICK(0)=14 THEN ST=1:GOTO 88
  0
872 IF STICK(0)=13 THEN ST=0:GOTO 88
  0
874 POKE 705,RND(0)*255:POKE 704,RND
  (0)*255
875 SOUND 0,RND(0)*255,10,2:FOR I=1
  TO 20:NEXT I
876 FOR I=1 TO 100:NEXT I:GOTO 870
880 POKE 656,0:POKE 657,3:PRINT "
  (34 SPACES)";:SOUND 0,0,0,0
881 POKE 656,0:POKE 657,2
882 ? "(3 SPACES)Ds{6 SPACES}dV
  (5 SPACES)T{5 SPACES}dA
  (6 SPACES)A1";
899 RETURN
900 REM
901 IF L1<27 THEN L1=27
902 IF L2<27 THEN L2=27
903 IF L2>135 THEN L2=135
904 IF R2>135 THEN R2=135
905 IF R1<27 THEN R1=27
906 IF R1>135 THEN R1=135
907 IF A1>65 THEN A1=65
908 IF A2>65 THEN A2=65
910 COLOR 1:IF PR=1 THEN 914
912 PLOT L1,A1:DRAWTO R1,A1
914 PLOT L2,A2:DRAWTO R2,A2
915 COLOR 2:PLOT L1,A1:DRAWTO L2,A2:
  PLOT R1,A1:DRAWTO R2,A2
918 RETURN
920 COLOR 0:PLOT L1,A1:DRAWTO R1,A1:
  PLOT L2,A2:DRAWTO R2,A2
922 PLOT L1,A1:DRAWTO L2,A2:PLOT R1,
  A1:DRAWTO R2,A2:RETURN
999 X=10*COS(I):Y=10*SIN(I)*0.9:RETU
  RN

```

Program 2: Nightflyer — Apple Version

Translation by Kevin Martin, Programming Assistant

```

1 HOME : HGR2 : POKE 49233,0: POKE 492
  36,0: FOR I = 1 TO 100: HCOLOR= INT
  ( RND (1) * 8): HPLLOT 140,80 TO INT
  ( RND (1) * 280), INT ( RND (1) *
  160): NEXT I
2 POKE 799,0: POKE 800,0: FOR I = 770 TO
  795: READ M: POKE I,M: NEXT I
3 DATA 172,1,3,174,1,3,169,4,32,168,2
  52,173,48,192,232,208,253,136,208,
  239,206,0,3,208,231,96
4 CLEAR
5 HOME
7 HS = 0: DIM B*(35)
8 HGR
9 DEG = .017452406: GOSUB 800
50 SH = 160:SW = 280:RL = 4000:RW = 60
52 T = 2: REM T IS DIST PILOT TO SCR N
54 FS = 66 / 45: REM FT/SEC
90 LD = 0:KI = 80:VZ = 0.85:DZ = 100:AZ
  = 5:XV = 30:YV = 80:GX = 0:XD = 3
  0:YD = 120:XA = 250:YA = 120
100 D = 15000 + RND (1) * 15000
102 A = 900 + RND (1) * 900
103 IF ST = 0 THEN D = 20000:A = 1200
105 TX = D / 150
130 RC = 0:V = 200:PR = 0:CR = 0
140 BD = 0:BA = 0
150 RL = 4000:RW = 60
200 REM
208 IF PR = 0 AND D < 4000 AND A > 100
  0 THEN B# = "ALTITUDE TOO HIGH FOR
  SAFE LANDING": GOTO 500

```

SAIGON: THE FINAL DAYS

Vietnam, 5/75. Crashing through the dense jungle foliage, you hear the distant fire of the NVA camp guards. You've escaped, but you have a long way to go before you reach Saigon — if you ever do. Uncle Sam is pulling out, and Saigon holds your only hope of ever going home.

SAIGON: THE FINAL DAYS

By Jyym Pearson, Robyn Pearson & Norman Sailer

Gritty realism and historic fact blend to form a unique adventuring experience that plunges you into a controversial chapter of recent history.

Visit your local dealer *today*, or call us for your copy!

800-327-7172

Available for your 16K TRS-80 Model 1 or 3, in either tape or disk format, for only \$24.95.

The Atari tape version (needs 16K) is \$24.95.

The Apple version has great full-color hi-res graphics for \$34.95.

 **Adventure**
INTERNATIONAL
A DIVISION OF SCOTT ADAMS, INC.

BOX 3435 • LONGWOOD, FL 32750
(305) 862-6917

149

 www.commodore.ca
Photo by Paul Grupp

Apple Version Notes For Nightflyer

Kevin Marfin, Editorial Programmer

The Apple version of "Nightflyer" requires either game paddles or a joystick. If you are using paddles, control the plane's altitude (delta altitude or dA) by turning paddle 1. Likewise, control the plane's velocity (delta velocity or dV) by rotating paddle 0. On the other hand, if you use a joystick, follow the directions provided with the Atari version.

Landing the plane successfully takes practice and is quite challenging. Be sure to carefully read the details in the article on landing and scoring. To score the most points, you must touch down safely and stop the plane before you reach the end of the runway. Your overall score is based on the time of flight, your ability to hold the plane on the glide path, and the distance you are from the end of the runway when the plane stops.

The program sets up a crash sequence on the second high-resolution graphics page (line 1). The text and second high-resolution screen are first cleared. Then, using two POKEs, program control is transferred to the blank text screen so that you don't see what is being plotted. Later on, if you crash, the program quickly flips between the two high-resolution pages to simulate the crash (lines 520 - 526).

The sound routines for Nightflyer are POKEd into memory in line 2. The program stores the frequency of the sound in location 769 and its length in location 768. This routine produces the random notes at the beginning and end of each play. It also provides the crash sound (line 515) and the sound that is heard when the plane touches down.

```

210 IF A > 1 AND V < 80 THEN B$ = "VEL
OCITY BELOW STALL LEVEL (80)": GOTO
500
211 IF A < 30 AND PR = 0 THEN B$ = "AL
TITUDE BELOW MINIMUM (30)": GOTO 5
00
212 IF D < 1 AND PR = 0 THEN D = 4000:
PR = 1
213 IF D < 1 THEN B$ = "CRASHED AT THE
END OF RUNWAY.": GOTO 500
214 IF PR = 1 THEN 300
215 X = INT (D / 1000): IF X < 4 THEN
218
216 IF X > = KI THEN 400
218 KI = X: GOSUB 920
220 A1 = T * A / D * SH: A2 = ((T * A) /

```

```

(D + RL)) * SH
230 RF = T * RW / D * SW: L1 = (SW - RF)
/ 2: R1 = L1 + RF
240 RR = ((T * RW) / (D + RL)) * SW: L2 =
(SW - RR) / 2: R2 = L2 + RR
248 IF D < 4000 THEN GOSUB 900: GOTO
400
250 GOSUB 900
260 GOTO 400
300 GOSUB 920
310 A1 = 160: A2 = ((T * A) / D) * SH: IF
A2 < 1 THEN A2 = 1
315 IF A < RF THEN RF = RF + 1: IF RF >
278 THEN RF = 278
316 IF A > RF THEN RF = RF - 1: IF RF <
RR THEN RF = RR + 7
320 L1 = (SW - RF) / 2: R1 = L1 + RF
325 RR = ((T * RW) / (D)) * SW: L2 = (SW
- RR) / 2: R2 = L2 + RR
330 GOSUB 900
350 IF A > D / 10 THEN B$ = "ALTITUDE
TOO HIGH FOR SAFE LANDING": GOTO 5
00
400 T1 = TI: TI = TI + 1: TD = TI - T1
403 X = PDL (0): Y = PDL (1): IF Y > 5
0 AND Y < 200 AND X > 50 AND X < 2
00 THEN 450
405 IF X > 200 AND Y > 200 THEN VD = V
D + 1: RC = RC - V / 40: GOTO 440
406 IF X > 200 AND Y < 50 THEN VD = VD
+ 1: RC = RC + V / 40: GOTO 440
407 IF X > 200 AND Y > 50 AND Y < 200 THEN
VD = VD + 1: GOTO 440
409 IF X < 50 AND Y > 200 THEN VD = VD
- 1: RC = RC - V / 40: GOTO 440
410 IF X < 50 AND Y < 50 THEN VD = VD -
1: RC = RC + V / 40: GOTO 440
411 IF X < 50 AND Y > 50 AND Y < 200 THEN
VD = VD - 1: GOTO 440
413 IF X > 50 AND X < 200 AND Y > 200 THEN
RC = RC - V / 40: GOTO 440
414 IF X > 50 AND X < 200 AND Y < 50 THEN
RC = RC + V / 40: GOTO 440
440 IF VD < - 5 THEN VD = - 5
442 IF VD > 5 THEN VD = 5
444 IF RC > 25 THEN RC = 25
446 IF RC < - 25 THEN RC = - 25
450 IF A = 0 THEN 452
451 A = A + RC: IF A > 1800 THEN A = 18
00
452 AD = (D) * 0.06: IF PR = 1 THEN 460
453 IF ABS (A - AD) < 30 THEN GP = 0:
GOTO 460
454 GP = - (A - AD) / 30
455 IF GP > 12 THEN GP = 12
456 IF GP < - 12 THEN GP = - 12
459 CR = CR - 5
460 DV = FS * V * TD: D = D - DV
470 V = V + VD: IF V > 300 THEN V = 300
471 IF A < 0 THEN A = 0
472 IF A > 0 THEN 480
473 IF RC < - 4 THEN B$ = "EXCESSIVE
CLIMB RATE (-4) CRASHED": GOTO 500
475 V = V + VD - 3: RC = 0: IF V < 1 THEN
600
476 IF LD = 0 THEN LD = 1: FOR I = 1 TO
10: POKE 768, I: POKE 769, I: CALL 7
70: NEXT
480 HCOLOR = 0: HPLLOT 30, 120 TO XD, YD
481 HCOLOR = 3: I = D / DZ - 90: GOSUB 9

```

```


99: HPLOT 30,120 TO X + 30,Y + 120
:XD = X + 30:YD = Y + 120
482 HCOLOR= 0: HPLLOT 250,120 TO XA,YA
483 HCOLOR= 3:I = A / AZ - 90: GOSUB 9
99: HPLLOT 250,120 TO X + 250,Y + 1
20:XA = X + 250:YA = Y + 120
484 HCOLOR= 0: HPLLOT 30,80 TO XV,YV
485 HCOLOR= 3:I = V / VZ - 90: GOSUB 9
99: HPLLOT 30,80 TO X + 30,Y + 80:X
V = X + 30:YV = Y + 80
487 HCOLOR= 0: HPLLOT 241,80 + GX TO 25
9,80 + GX
488 HCOLOR= 3: HPLLOT 241,GP + 80 TO 25
9,GP + 80:GX = GP
490 VTAB 23: HTAB 5: PRINT INT (D);"
";
491 HTAB 31: IF A < 100 THEN INVERSE
: PRINT "*"; NORMAL : PRINT " ";
492 PRINT INT (A);" ";
493 HTAB 15: PRINT INT (VD);" ";
494 HTAB 24: PRINT INT (RC);" ";
498 HTAB 19: PRINT INT (TI);
499 GOTO 200
500 REM
505 VTAB 21: HTAB 3: PRINT "
"
510 VTAB 21: HTAB 4: PRINT B*;
515 FOR I = 1 TO 10: POKE 768,1: POKE
769,10: CALL 770: NEXT
520 FOR I = 1 TO 50
525 POKE 49234,0: POKE 49237,0: POKE 4
9236,0: POKE 49235,0
526 NEXT I
550 GOTO 650
600 REM
602 PT = (TX - TI) * 10 + D / 2 + CR +
1000
606 IF PT > HS THEN HS = INT (PT): POKE
800, INT (HS / 256): POKE 799,HS -
INT (HS / 256) * 256
610 VTAB 21: HTAB 4
615 PRINT "SCORE "; INT (PT);" "
650 VTAB 24: HTAB 13: PRINT "PRESS BUT
TON 0";
655 POKE 769, RND (1) * 254 + 1: POKE
768,3: CALL 770
660 IF PEEK (- 16287) > 127 THEN 4
661 FOR I = 1 TO 250: NEXT I: IF PEEK
(- 16287) > 127 THEN 4
662 POKE 769, RND (1) * 254 + 1: POKE
768,3: CALL 770
664 HTAB 13: INVERSE : PRINT "PRESS BU
TTON 0"; NORMAL : FOR I = 1 TO 25
0: NEXT I
666 GOTO 650
800 VTAB 22: HTAB 4
802 PRINT "/-----"; CHR$ (92);"/-----"
; CHR$ (92);"/-----"; CHR$ (92);"/---
---"; CHR$ (92);"/-----"; CHR$ (92
)
803 HTAB 4: PRINT "!! !! !!
!! !! !!"
804 HTAB 4: PRINT CHR$ (92);"-----/"
; CHR$ (92);"-----/"; CHR$ (92);"---
-/" ; CHR$ (92);"-----/"; CHR$ (92);
"-----/" ;
806 HS = PEEK (800) * 256 + PEEK (799
)
818 VTAB 21: HTAB 4: PRINT "NIGHT FLYE
R HIGH SCORE ";HS;
820 R = 19
822 FOR I = 0 TO 360 STEP 3
824 X = R * COS (I * DEG):Y = R * SIN
(I * DEG) * .9

```

```

825 HCOLOR= 3: HPLLOT X + 30,Y + 120: HPLLOT
X + 250,Y + 120
826 HCOLOR= 3: HPLLOT X + 30,Y + 80: HPLLOT
X + 250,Y + 80
828 NEXT I
832 HCOLOR= 3: HPLLOT 30,80 TO 47,80
833 HCOLOR= 3: HPLLOT 30,80 TO 30,63
834 HPLLOT 232,80 TO 240,80: HPLLOT 260,
80 TO 268,80
836 HPLLOT 30,120 TO 30,102: HPLLOT 250,
120 TO 250,102
860 VTAB 21: HTAB 3
862 PRINT "RANDOM <"; INVERSE : PRINT
"U"; NORMAL : PRINT "> OR STANDAR
D <"; INVERSE : PRINT "D"; NORMAL
: PRINT "> START ? ";
870 IF PDL (1) < 50 THEN ST = 1: GOTO
880
872 IF PDL (1) > 210 THEN ST = 0: GOTO
880
875 POKE 769, RND (1) * 254 + 1: POKE
768,3: CALL 770
876 GOTO 870
880 VTAB 21: HTAB 3: PRINT "
";
881 VTAB 21: HTAB 4
882 PRINT " DS DV T DA
AL";
899 RETURN
900 REM
901 IF L1 < 50 THEN L1 = 50
902 IF L2 < 50 THEN L2 = 50
903 IF L2 > 230 THEN L2 = 230
904 IF R2 > 230 THEN R2 = 230
905 IF R1 < 50 THEN R1 = 50
906 IF R1 > 230 THEN R1 = 230
907 IF A1 > 160 THEN A1 = 160
908 IF A2 > 160 THEN A2 = 160
910 HCOLOR= 3: IF PR = 1 THEN 914
912 HPLLOT L1,A1 TO R1,A1
914 HPLLOT L2,A2 TO R2,A2
915 HCOLOR= 3: HPLLOT L1,A1 TO L2,A2: HPLLOT
R1,A1 TO R2,A2
918 RETURN
920 HCOLOR= 0: HPLLOT L1,A1 TO R1,A1: HPLLOT
L2,A2 TO R2,A2
922 HPLLOT L1,A1 TO L2,A2: HPLLOT R1,A1 TO
R2,A2: RETURN
999 X = 17 * COS (I * DEG):Y = 17 * SIN
(I * DEG) * .9: RETURN ©


```



MEMOREX FLEXIBLE DISCS

**WE WILL NOT BE UNDER-
SOLD!** Call Free (800)235-4137
for prices and information. Dealer
inquiries invited and C.O.D.'s
accepted.

PACIFIC
EXCHANGES
100 Foothill Blvd.
San Luis Obispo, CA
93401. In Cal. call
(800) 592-5935 or
(805) 543-1037



Space Thief

Steve Low

The survival of two neighboring space civilizations depends on their ability to smuggle power pods, but they must cross through the megabarrier. This two-player game involves both an offensive and defensive strategy. Written for the Atari, a 64 version is included. Two joysticks are required.


For eons the Alpha and Zeta civilizations have coexisted with a mutual trade agreement. Each uses an energy station dependent upon a combination of power pods from both sides. An undeclared war has negated this treaty.

To maintain your energy base, pods must be smuggled from the adjoining nation and deposited at your station for processing. Load the pods by docking your cargo ship next to them and pressing the joystick trigger. The pods can be destroyed when the ship carrying them either strikes the megabarrier or is shot by an enemy ship. Your cargo ships are unharmed by shots from a laser cannon. Pass pods through the correct power plant to unload.

As starship commander, you must also defend your native pods from capture. For this defensive necessity, your cargo ship has been equipped with a unidirectional laser cannon.

Making transportation difficult is the megabarrier, a barricade which constantly relocates but always leaves an area open. You may pass through the opening without interference; however, crashing into the barrier returns your ship to its starting location.


The game is won by accruing points. You receive two points for blasting your opponent and five points for depositing pods at your power station. The game terminates when the last pod from either civilization is deposited safely or lost. Replay is initialized by pressing START.



Player 1 has captured the opponent's pod in "Space Thief." Atari version.

Program 1: Space Thief — Atari Version

```
150 DIM UD(15),RL(15)
160 GRAPHICS 17:SETCOLOR 0,2,10:SETC
OLOR 4,8,3
170 POSITION 4,7:? #6;"SPACE THIEF"
200 FOR DEL=1 TO 750:NEXT DEL
210 GRAPHICS 17:SCREEN=PEEK(88)+256*
PEEK(89)
220 SETCOLOR 0,2,10:SETCOLOR 1,3,8:S
ETCOLOR 2,12,6:SETCOLOR 3,3,4:SE
TCOLOR 4,8,3
230 REM Check for initialization
240 CHSET=(PEEK(106)-8)*256
250 IF PEEK(CHSET+10)=24 THEN POKE 5
59,0:GOTO 300
260 POKE 559,34:POSITION 6,10:? #6;"
PLEASE":POSITION 7,13:? #6;"WAIT
"
270 FOR DEL=1 TO 750:NEXT DEL
280 POSITION 6,10:? #6;"{6 SPACES}":
POSITION 7,13:? #6;"{4 SPACES}"
290 POKE 559,0:GOSUB 1600
300 POKE 756,PEEK(106)-8
```

WOULD YOU SHELL OUT \$1000 TO MATCH WITS WITH THIS?

Meet your match. Meet Infocom games: perhaps the best reason in software for owning a personal computer.

In fact, people have been known to purchase computers and disk drives solely for the purpose of playing our games. And they haven't been disappointed. Because Infocom's prose stimulates your imagination to a degree nothing else in software approaches. Instead of putting funny little creatures on your screen, we put you inside our stories. And we confront you with startlingly realistic environments alive with situations, personalities, and logical puzzles the like of which you won't find elsewhere. The secret? We've found the way to plug our prose right into your imagination, and catapult you into a whole new dimension.

If you think such an extraordinary experience is worth having, you're not alone. Everything we've ever written—ZORK® I, II, and III, DEADLINE™, STARCROSS™,

SUSPENDED™, The WITNESS™, PLANETFALL™, ENCHANTER™, and INFIDEL™—has become an instant best-seller. For the simple reason that Infocom offers you something as rare and valuable as anything in software—real entertainment.

At last, you can fritter away your evenings playing a computer game without feeling like you're frittering away your computer investment.

Step up to Infocom. All words. No pictures. The secret reaches of your mind are beckoning. A whole new dimension is in there waiting for you.

(For more information on Infocom games contact: Infocom, Inc., P.O. Box 855, Garden City, NY 11530.)

INFOCOM™

The next dimension.

For your: Apple II, Atari, Commodore 64, CP/M 8; DEC Rainbow, DEC RT-11, IBM, MS-DOS 2.0, NEC APC, NEC PC-8000, Osborne, TI Professional, TI 99/4A, TRS-80 Model I, TRS-80 Model III.



Will This Be His Final Flight?

It looks like Santa may just miss Christmas this year. Since the exciting games from **MMG Micro Software** (for the ATARI, APPLE and COMMODORE systems) have arrived, he hasn't been able to tear himself away from his terminal long enough to fill his sacks. He's playing **FINAL FLIGHT!**—a thrilling flight simulator set in a descending aircraft surrounded by tricky weather conditions with full instrumentation and many options. To play this and other thrilling games from **MMG Micro Software**, you need a combination of

skill, strategy and speed. So ask Santa for **MMG Micro Software** games this year. On second thought, maybe you'd better go out and buy them yourself—it looks like it could be a long wait.

MMG
micro software

COMMODORE is a registered trademark of
COMMODORE Business Machines, Inc.

ATARI is a registered trademark of ATARI, Inc.

APPLE is a registered trademark of APPLE Computers, Inc.

MMG Games Packages are available at your local
dealer or direct from **MMG Micro Software**.

Just send check or money order to:

P.O. Box 131

Marlboro, NJ 07746

Or for MasterCard, Visa, and C.O.D. deliveries
call:

(201) 431-3472

Please add \$3.00 for postage and handling. New
Jersey residents add 6% sales tax.

Great Games from MMG!



FINAL FLIGHT!

Imagine yourself at the controls of a small, single engine plane, 10,000 feet in the air, on your final approach to the runway and safety. You're running low on fuel, but your instruments show that you're on the glide path, and lined up with the runway. It's a beautiful, sunny day, and you can see the airport in the distance,

across the grassy fields. But the crosswind is tricky, there are other planes in the air, and it will take all your skill to land safely. You're coming down now, and the runway is getting closer. A bit left, OK, now lower the power, fine, now put down the landing flaps. Pull the nose up a bit more, you're a little low. Watch the power! Don't stall! OK. Here comes the runway. Your pulse quickens, and finally you hear the squeal of your tires on the pavement. You're down, but watch it, you're pulling right! Brakes! Brakes! Left more! OK, you've stopped, you've landed safely. Good job!

The first real-time flight and landing simulator for the ATARI and COMMODORE is now available from MMG Micro Software. Written entirely in machine language, there are four levels of difficulty, and you may choose clear or foggy weather, with or without instruments, and with or without the real-time view from the cockpit. Multiple screen updates per second give a realistic feel of flying. Disk or tape available for COMMODORE and ATARI.

24K \$29.95



TIMBER!

TIMBER! is an action-packed arcade style game with multiple levels of play and difficulty. You're Blackjack Daniels, the greatest lumberjack that ever set foot into an ATARI computer! Imagine yourself in the deep dark forest chopping down trees for the Upland Logging Corporation. Your boss has sent you on a

very important mission and your job depends on the successful completion of that mission. You are to clear the forest, chopping down trees into cords so that the logging trucks may easily transport them to the mill.

But things aren't as rosy as you thought they might be. You've noticed several forest creatures looking at you as you're trying to meet your logging deadline. Some of them are downright unfriendly looking! You quickly realize that you will be short of your quota of trees in this area, and you'll need to move on to a new woodland area to get enough trees downed. But, everywhere you turn, you see snakes, bears, and other forest creatures. To top everything off, your ax is getting dull and you're finding out that you must hit the "sweet" part of the tree to make it fall. Time is running out! You must race on to meet the deadline. You quickly enter a mole hole as a snake is about to strike and find out that it comes out in another part of the forest. In fact, there are mole holes all around you and by jumping into them, you find shortcuts to other parts of the forest.

You can't swim and the river is flowing rapidly. You know that your only way to get to the trees on the other side of the river is to cross the bridge. You look around. Oh! Here comes a bear. You quickly cross the bridge and you're temporarily saved from the bear.

By the way, I'm the boss now and I need someone to perform an emergency mission for me. Will you be brave enough to try it? TIMBER! is all machine language. Requires 40K RAM, a disk drive and 1 joystick. Disk only for ATARI.

40 K \$29.95

THE ABRAXAS ADVENTURE SERIES No. 1:

Assault On The Astral Rift

First Program of the New ABRAXAS Series

Adventure enthusiasts, take heart! The ultimate adventure series has arrived, from MMG Micro Software. ASSAULT ON THE ASTRAL RIFT is the first in the new ABRAXAS Adventure series and you'll not soon tire of its many challenges. It's a multiplayer adventure, also playable by a single player, with graphics and


music unlike any seen or heard before. Imagine, really being able to read minds, to think in totally foreign languages, and to work together toward the ultimate goal of saving our universe. Imagine an adventure game different with each play. Isn't this why you bought your computer?

You are a member of a small, select band of people with a crucial secret, charged with the responsibility of maintaining the universe as we know it. One of your group has discovered the existence of alternate universes, populated by creatures known on Earth only by our legends. Far worse was the discovery that some of them have learned to travel between the many universes, and, in doing so, have weakened the fabric of our universe. They must be stopped, and you and your comrades are the only ones who can do it!

Your quest begins in a huge stone castle recently converted to a hotel. The guests left abruptly when strange occurrences began, but you know the real nature of these strange events. Time is crucial, and you'll have to begin your journey now. The time holes have begun to open, the first sign of the weakening of the fabric of our universe!

This first program in the ABRAXAS Adventure Series, ASSAULT ON THE ASTRAL RIFT, requires 48K and 1 disk drive. Available on disk only for ATARI.

48K \$39.95



Phoenix Lair

NEW!

PHOENIX LAIR is an arcade style game comprised of 10 boards and 10 speed levels. It is unlike any game on the market today. Multiple strategies, an interlude jousting challenge between boards, bright and lively colors and music add to the already superb play of this completely unique and different game. Game

Play: The game begins at board one and advances to higher boards after successful completion. Many obstacles are encountered on the various boards as points are accumulated. At the beginning of each board, the Phoenix must leave its lair in search of enemy eggs. The Phoenix flight is controlled in height by the joystick button, and in direction by the joystick itself. After successfully destroying at least six of these eggs the Phoenix must return to the far right side of its lair. Points are awarded based on the total number of eggs destroyed and the time in which it took to complete the mission. A fast mission will result in additional bonus points. You begin with 5 lives and gain additional lives at boards 7, 9 and 10. PHOENIX LAIR is all machine language. Requires 40K RAM, a disk drive and 1 joystick. Disk only available for COMMODORE and ATARI.

40K \$29.95



Rat Race

NEW!

RAT RACE is an action packed arcade-style game with multiple levels of difficulty and challenge. Colorful graphics and superb music enhance the excitement of the game.

Picture yourself in a fast food restaurant. The restaurant is so busy that as soon as food is prepared, the chef just throws it wherever he has room. The restaurant is obviously very messy and in much confusion! Your job is to gather the food for the orders and place it into the proper bin on top of the screen. The french fries go into the french fry bin, the hamburgers into their own bin, and so on.

Sounds simple, doesn't it? Just gather the food and put it into the appropriate bin. But you know better than that, don't you? There are a few minor problems. Since the food is all over the place, since it is always so sloppy! Generally, they restrict their activities to certain areas of the screen, but they're so fast, it's a race for your life. If they bite you, you'll begin again with one fewer life. The excitement mounts as the degree of difficulty builds. After you've cleared a few boards, you'll see the infamous super rat, who races anywhere with only one thing in mind—to get you! RAT RACE is all machine language. Requires 40K RAM, 1 disk drive and 1 joystick. Disk only for ATARI.

40K \$29.95

Programs That Teach from MMG



Asteroid Miners

ASTEROID MINERS—A UNIQUE GAME TUTORIAL—is truly that. A 32K game written in BASIC with numerous machine language subroutines, it has 3 levels of difficulty. At the easiest level, it's a race against time; at the hardest, strategy and speed are both critical. Can you beat the high score before time runs out? Get the valuable asteroids, but avoid the duds. Above all, BE CAREFUL! One mistake, and well...ASTEROID MINERS comes with a 50-page book which completely explains every line of the program. The source codes for the BASIC and assembly language programs are included, and fully explained. See how these advanced functions are implemented in a working game! You'll learn machine language routines to relocate the character set, zero the player-missile graphics area of memory, move players, and to put a countdown timer on the screen. Use these routines in your own programs! Every aspect of the program is described in detail, from redefining character sets, to creating multicolored and multifunctional players, to multiprocessing using the vertical blank interrupt. Music, extensive sound and color graphics—in short, a complete tutorial on the advanced functions YOU can use with your ATARI! Disk or tape for ATARI only.

32K \$34.95



MMG CAREER COUNSELOR

A unique and fascinating way to explore the important world of careers. Take the first steps toward discovering the careers that are right for you. It is designed to be used at home, in schools, or in libraries by a wide variety of people. The "Career Search" technique used in the program provides a combination of education, fun, and a sense of adventure, making it as valuable for adults as it is for students.

You enter your likes and dislikes concerning interests, abilities, nature of work and other goals through a set of easy to use menus and displays. The program will generate a list of careers which satisfies your preferences. Through repeated use of the "Career Search" process you gain valuable, life-long insights into your career goals and the hundreds of careers stored by the program.

The program also features a "Career Dictionary," which is another source of clear, concise information. This feature allows you to quickly and easily obtain descriptions of all the desired careers. Disk only available for ATARI.

32K \$59.95 - Expanded APPLE version available on disk only requires 48K \$129.95

© ZADCO 1983

```

310 XPL1=1:XPL2=18:YPL1=11:YPL2=YPL1
320 BUMP1=YSCR+4:BUMP2=YSCR+4:B=0
330 TRS1=0:TRS2=0:PU1=0:PU2=0:SC1=0:
SC2=0
340 REM The power pods @ screens edg
e
350 FOR TRX=0 TO 19 STEP 19:FOR TRY=
2 TO 22:POSITION TRX,TRY:? #6;"E
":NEXT TRY:NEXT TRX
360 GOSUB 1460
370 POSITION 4,0:? #6;"SPACE THIEF"
380 POSITION 2,0:? #6;"J":POSITION 1
6,0:? #6;"K":POSITION 3,23:? #6;
"w":POSITION 16,23:? #6;"w"
390 IF B=0 THEN GOSUB 990:B=1:POKE 1
9,0:POKE 559,34
400 REM BEGIN MAIN BODY OF PROGRAM
410 REM Check for # of power pods pi
cked up & therefore {RIGHT} end
of game
420 IF PU1=21 OR PU2=21 THEN GOSUB 1
480
430 REM ? Time to move mega-barrier
440 IF PEEK(19)>=2 THEN FOR ERS=2 TO
23:POKE SCREEN+XSCR+20*ERS,0:NE
XT ERS:GOSUB 990:POKE 19,0
450 ST0=STICK(0):ST1=STICK(1)
460 POKE SCREEN+463,119:POKE SCREEN+
476,119:REM The Power stations
470 IF ST0<>15 THEN POKE SCREEN+XPL1
+20*YPL1,0:IF TRS1=241 THEN POKE
SCREEN+XPL1+20*(YPL1+1),0
480 IF ST0<>15 OR ST1<>15 THEN POKE
53760,30:POKE 53761,164:POKE 77,
0:REM Moving sound & disable 'at
tract mode'
490 XPL1=XPL1+RL(ST0):YPL1=YPL1+UD(S
T0)
500 REM Keep it in the borders
510 IF XPL1>17 THEN XPL1=18
520 IF XPL1<2 THEN XPL1=1
530 IF YPL1<3 THEN YPL1=2
540 IF YPL1>21 THEN YPL1=22
550 REM POKE player 1 to screen
560 POKE SCREEN+XPL1+20*YPL1,42:IF T
RS1=241 THEN POKE SCREEN+XPL1+20
*(YPL1+1),241
570 REM Check for mega-barrier colli
sion
580 IF XPL1<>XSCR THEN 600
590 IF YPL1<=YSCR OR YPL1>=BUMP1 THE
N ZAP=0:HIT=6:GOSUB 1090:IF TRS1
=241 THEN PU1=PU1+1:TRS1=0
600 IF TRS1=241 THEN 660
610 REM Enable power pod pick-up
620 IF XPL1=18 AND STRIG(0)=0 THEN T
RS1=PEEK(SCR+19+20*YPL1):IF T
RS1=241 THEN BUMP1=YSCR+3:GOTO 6
40
630 GOTO 660
640 POKE SCREEN+19+20*YPL1,0
650 REM Dropping off pow. pod
660 IF XPL1=3 AND YPL1=22 THEN POKE
53761,0:GOTO 680
670 GOTO 720
680 IF TRS1=241 THEN SC1=SC1+5:GOSUB
1460:FOR W=14 TO 0 STEP -2:SOUN
D 0,W+10,10,W:NEXT W:GOTO 700
690 GOTO 710
700 TRS1=0:PU1=PU1+1
710 REM **Player 1 moved first,now P
1.2 will get to shoot first **
720 IF STRIG(1)=0 AND XPL2<>1 THEN M
X=XPL2-1:MY=YPL2:GOSUB 1330
730 POKE 53761,0
740 REM And now for player 2 to move
750 IF ST1<>15 THEN POKE SCREEN+XPL2
+20*YPL2,0:IF TRS2=241 THEN POKE
SCREEN+XPL2+20*(YPL2+1),0
760 XPL2=XPL2+RL(ST1):YPL2=YPL2+UD(S
T1)
770 IF XPL2>17 THEN XPL2=18
780 IF XPL2<2 THEN XPL2=1
790 IF YPL2<3 THEN YPL2=2
800 IF YPL2>21 THEN YPL2=22
810 POKE SCREEN+XPL2+20*YPL2,43:IF T
RS2=241 THEN POKE SCREEN+XPL2+20
*(YPL2+1),241
820 IF XPL2<>XSCR THEN 840
830 IF YPL2<=YSCR OR YPL2>=BUMP2 THE
N ZAP=1:HIT=6:GOSUB 1090:IF TRS2
=241 THEN PU2=PU2+1:TRS2=0
840 IF TRS2=241 THEN 880
850 IF XPL2=1 AND STRIG(1)=0 THEN TR
S2=PEEK(SCR+20*YPL2):IF TRS2=
241 THEN BUMP2=YSCR+3:GOTO 870
860 GOTO 880
870 POKE SCREEN+20*YPL2,0
880 IF XPL2=16 AND YPL2=22 THEN 900
890 GOTO 930
900 IF TRS2=241 THEN SC2=SC2+5:GOSUB
1460:FOR W=14 TO 0 STEP -2:SOUN
D 0,W+10,10,W:NEXT W:GOTO 920
910 GOTO 930
920 TRS2=0:PU2=PU2+1
930 IF STRIG(0)=0 AND XPL1<>18 THEN
MX=XPL1+1:MY=YPL1:GOSUB 1200
940 GOTO 420
950 REM END MAIN BODY OF PROGRAM
960 REM
970 REM SUBROUTINES
980 REM The Mega-barrier & window
990 XSCR=INT(RND(0)*16+2):YSCR=INT(R
ND(0)*16+2)
1000 IF XSCR=XPL1 OR XSCR=XPL2 THEN
990
1010 FOR A1=2 TO YSCR:POKE SCREEN+XS
CR+20*A1,172:NEXT A1
1020 FOR A2=YSCR+4 TO 22:POKE SCRE
EN+XSCR+20*A2,172:NEXT A2
1030 BUMP1=YSCR+4:BUMP2=YSCR+4
1040 IF TRS1=241 THEN BUMP1=BUMP1-1
1050 IF TRS2=241 THEN BUMP2=BUMP2-1
1060 RETURN
1070 REM Explosion sound
1080 REM Notice HIT makes sound diff
erent for collisions with wall
vs. being shot
1090 DUR=6:PITCH=20
1100 SOUND 2,75,HIT,15:ICR=0.79+DUR/
100
1110 V1=15:V2=15:V3=15
1120 SOUND 0,PITCH,HIT,V1:SOUND 2,PI
TCH+20,HIT,V2:SOUND 3,PITCH+50,
HIT,V3
1130 V1=V1*ICR:V2=V2*(ICR+0.05):V3=V
3*(ICR+0.08)
1140 IF V3>4 THEN 1120
1150 FOR S=0 TO 3:SOUND S,0,0,0:NEXT
S:IF HIT=6 THEN POKE 19,2
1160 IF HIT=8 THEN RETURN
1170 IF ZAP=0 THEN XPL1=1:YPL1=10:RE
TURN
1180 IF ZAP=1 THEN XPL2=18:YPL2=10:R

```


TURN YOUR HOME INTO THE HOTTEST ARCADE IN TOWN

O'RILEY'S MINE™

You're a mad Irishman digging your way through an abandoned mine filled with oil, coal, gold, rubies, diamonds—and hungry creatures. You'll need the luck of the Irish to survive, but with so much at stake, it's a chance you're willing to take.



O'RILEY'S MINE™ available for Atari®, Apple® and Commodore 64®




MOON SHUTTLE™

Your screen explodes with life-threatening action as you pilot your Moon Shuttle through outer space in this home version of the Nichibutsu® favorite. Awaiting you is The Prince of Darkness and his forces, which mysteriously multiply!



MOONSHUTTLE™ available for Atari®, Radio Shack Color®, Commodore 64®, coming soon for Apple®

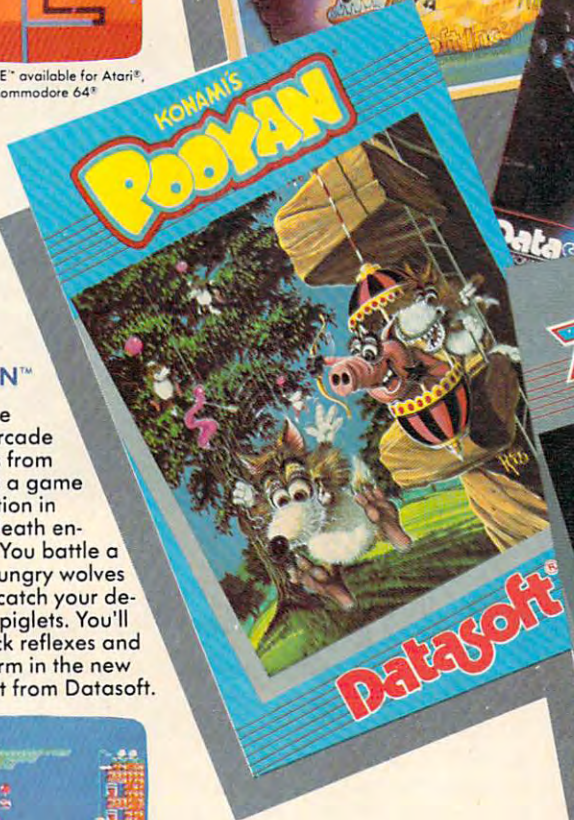


POOYAN™

One of the biggest arcade game hits from Konami is a game of fast action in life-and-death encounters. You battle a pack of hungry wolves eager to catch your defenseless piglets. You'll need quick reflexes and a good arm in the new arcade hit from Datasoft.



POOYAN™ available for Atari®, Radio Shack Color®, Apple®, coming soon for Commodore 64®



ZAXXON™

Zaxxon has all the unique color graphics, super sound and unprecedented 3-dimensional effects that made it the star of the arcades. Maneuver your ship through the state-of-the-art defenses of the floating fortress to come face-to-face with the deadly Zaxxon Robot. This is the official home version of the Segas arcade hit.



ZAXXON™ available for Atari®, Apple®, Radio Shack Color®

Our reputation as one of the premier game manufacturers assures you of the highest quality attainable in action, strategy and graphics. For the hottest titles in entertainment, keep your eye on the leader—DATASOFT.

You'll Find The Best In Home Computer Software

from
Datasoft®

Pooyan™ is a trademark of Konami Industries Company, Ltd.
O'Riley's Mine® and Datasoft® are registered trademarks of Datasoft Inc.

© 1983 DATASOFT INC.
Moon Shuttle® is a registered trademark of Nichibutsu, USA.
ZAXXON™ and Sega® are trademarks of Sega Enterprises, Inc.

www.commodore.ca

9421 Winnetka Avenue, Chatsworth, CA 91311

(213) 701-5161

```

    RETURN
1190 REM Shooting subr pl 1
1200 POKE 53761,0:IF MX=19 THEN RETURN
1210 H=PEEK(SCREEN+MX+20*MY):IF H=17
    2 THEN RETURN
1220 IF H=43 THEN POKE SCREEN+MX+20*
    MY,0:HIT=8:GOTO 1260
1230 POKE SCREEN+MX+20*MY,46:H=PEEK(
    SCREEN+(MX+1)+20*MY):IF H=44 TH
    EN POKE SCREEN+MX+20*MY,0:RETUR
    N
1240 IF H=43 THEN POKE SCREEN+(MX+1)
    +20*MY,0:HIT=8:GOTO 1260
1250 GOTO 1290
1260 POKE SCREEN+MX+20*MY,0:SC1=SC1+
    2:GOSUB 1460:IF TRS2=241 THEN P
    OKE SCREEN+XPL2+20*(MY+1),0:TRS
    2=0:PU2=PU2+1
1270 XPL2=18:YPL2=11:GOSUB 1090
1280 RETURN
1290 POKE SCREEN+MX+20*MY,0:MX=MX+1:
    IF MX=19 THEN RETURN
1300 GOTO 1200
1310 RETURN
1320 REM Shooting subr for pl 2
1330 POKE 53761,0:IF MX=0 THEN RETURN
1340 H=PEEK(SCREEN+MX+20*MY):IF H=17
    2 THEN RETURN
1350 IF H=42 THEN POKE SCREEN+MX+20*
    MY,0:HIT=8:GOTO 1390
1360 POKE SCREEN+MX+20*MY,46:H=PEEK(
    SCREEN+(MX-1)+20*MY):IF H=3 THE
    N POKE SCREEN+MX+20*MY,0:RETURN

1370 IF H=42 THEN POKE SCREEN+(MX-1)
    +20*MY,0:HIT=8:GOTO 1390
1380 GOTO 1420
1390 POKE SCREEN+MX+20*MY,0:SC2=SC2+
    2:GOSUB 1460:IF TRS1=241 THEN P
    OKE SCREEN+XPL1+20*(MY+1),0:TRS
    1=0:PU1=PU1+1
1400 XPL1=1:YPL1=11:GOSUB 1090
1410 RETURN
1420 POKE SCREEN+MX+20*MY,0:MX=MX-1:
    IF MX=0 THEN RETURN


1430 GOTO 1330
1440 RETURN
1450 REM Score printer
1460 POSITION 5,1: ? #6:SC1:POSITION
    12,1: ? #6:SC2:RETURN
1470 REM TO 'Replay' push "START"
1480 FOR I=0 TO 20:C=INT(256*RND(0))
1490 POKE 712,C:FOR DEL=1 TO 25:NEXT
    DEL:POKE 53760,C:POKE 53761,16
    8:NEXT I
1500 POKE 712,131:REM Restore to Set
    color 4,8,3
1510 POSITION 5,7: ? #6:"GAME OVER"
1520 IF SC1>HSC THEN HSC=SC1
1530 IF SC2>HSC THEN HSC=SC2
1540 POSITION 2,12: ? #6:"HIGH SCORE
    - ";HSC
1550 FOR DEL=1 TO 100:NEXT DEL:POKE
    53761,0
1560 IF PEEK(53279)<>6 THEN 1560
1570 GOTO 160
1580 REM INITIALIZATION
1590 REM Internal char set to ROM
1600 FOR I=0 TO 1023:POKE CHSET+I,PE
    EK(57344+I):SOUND 0,PEEK(CHSET+

```

```

    I),10,8:NEXT I
1610 REM Custom character formation
1620 FOR NUM=0 TO 5:READ LOC
1630 FOR I=0 TO 7:READ BN:SOUND 0,BN
    ,10,8
1640 POKE CHSET+(LOC*8)+I,BN
1650 NEXT I:NEXT NUM:SOUND 0,0,0,0
1660 DATA 55,24,24,24,24,60,126,255,
    255
1670 DATA 42,90,60,126,213,171,126,6
    0,90
1680 DATA 43,7,12,28,254,254,28,12,7
1690 DATA 44,24,0,24,0,0,24,0,24
1700 DATA 46,0,0,0,16,56,16,0,0
1710 DATA 49,0,0,0,36,60,0,0,0
1720 REM ** RL & UD Are for joystick
    routine
1730 UD(5)=1:UD(6)=-1:UD(7)=0:UD(9)=
    1:UD(10)=-1:UD(11)=0:UD(13)=1:U
    D(14)=-1:UD(15)=0
1740 RL(5)=1:RL(6)=1:RL(7)=1:RL(9)=-
    1:RL(10)=-1:RL(11)=-1:RL(13)=0:
    RL(14)=0:RL(15)=0
1750 RETURN

```



"Space Thief." 64 version.

Program 2: Space Thief — 64 Version

Translation by Gregg Peele, Assistant Programming Supervisor

```

40 GOSUB60000:GOSUB15851:GOSUB49131:POKE5
    3248+16,(PEEK(53248+16)AND254)
45 GOSUB51179
50 RESTORE:SYS49152:PRINT"{CLR}";:POKE532
    81,0:POKE53280,0:POKE53272,28:GOSUB900
100 H=842:Y=845:C=843:P=850:POKE836,2
200 R=(RND(0)*20)+10:POKEH,R:U=(RND(0)*15
    )+4:POKEY,U:POKEP,160:SYS50530:
300 FORT=1TO60:POKE1304,PEEK(862)+48:POKE
    1304+54272,1:POKE1343+54272,1
310 POKE1343,PEEK(860)+48
320 IFPEEK(860)>=3ORPEEK(862)>=3THENT=60:
    NEXT:GOTO2000
350 NEXT:POKEP,32:SYS50530:GOTO200
900 FORT=1024 TO 1264STEP40:READY:POKET+5
    4272,1:POKET,Y:NEXT
910 FORT=1063 TO 1303STEP40:READY:POKET+5
    4272,1:POKET,Y:NEXT:RETURN
1000 DATA 144,140,129,153,133,146,178
1100 DATA 144,140,129,153,133,146,177


```



DON'T LAUGH. FIVE MINUTES OF ALLEY-OOPS AND YOU WON'T BE ABLE TO TAKE YOUR EYES OFF IT.

Oh sure—it might look silly now. But wait'll it's hurtling toward you, threatening to destroy your perfect game. You'll take it seriously then.

And bowling shoes won't be your only worry. You'll also have to watch for diabolical beer bottles, evil pin sweeps and vicious gum spots.



Sound strange?

Sure. But battling such weird objects is exactly what makes Alley-Oops so original. And so incredibly fun to play.

Alley-Oops is real arcade stuff. In fact, it's a challenge just to get to the next level of play. And there are 8 levels, the last one being the nearly impossible Challenge Round.

There are all kinds of ways to play Alley-Oops—try to mount up points, score a perfect game or reach that highest level. Whichever way you choose, you'll have endless fun playing Alley-Oops.

Just remember—don't take the bowling shoes lightly. After years of being kicked around bowling alleys, they're out to get even.



To survive Alley-Oops, you'll have to contend with diabolical beer bottles, evil pin sets, and vicious gum spots.

Alley-Oops™—A new arcade game from Artworx.® Designed by Jeffrey Godish and Brian Harkins; programmed by Leonard Bertoni and David Pompea. For the Commodore 64 and Atari (16K) computers. Cassette/diskette \$29.95. Artworx Software Co., Inc., 150 North Main St., Fairport, N.Y. 14450. For a free catalog of Artworx software write or call 800-828-6573.



Artworx®
So you can play.

```

2000 IF PEEK(860)>=3THENSYS50712:PRINT"
{CLR}{WHT}{9 RIGHT}RIGHT PLAYER WINS
":GOTO2020
2010 SYS50712:PRINT"{CLR}{WHT}{9 RIGHT}LE
FT PLAYER WINS"
2020 POKE53272,21:POKE53248+21,0:PRINT"
{9 RIGHT}{2 DOWN}PLAY AGAIN Y OR N"
2030 H=PEEK(197):IFH<>25ANDH<>39THEN2030
2040 IFH=25THEN50
2050 SYS2048
15851 I=15872:C1=0:PRINT"{CLR}ENTERING SP
RITE DATA"
15858 READ A:IF A=256 THEN 15867
15865 POKE I,A:C1=C1+A:I=I+1:GOTO 15858
15867 IF C1<>30458THENPRINT"{CLR}ERROR DA
TA STATEMENTS (15872-16383)":END
15868 RETURN
15872 DATA 2,170,128,10,170,160,42
15879 DATA 170,168,63,255,252,42,0
15886 DATA 168,63,255,252,42,170,168
15893 DATA 10,170,160,2,170,128,0
15900 DATA 0,0,0,0,0,0,0
15907 DATA 0,0,0,0,0,0,0
15914 DATA 0,0,0,0,0,0,0
15921 DATA 0,0,0,0,0,0,0
15928 DATA 0,0,0,0,0,0,0
15935 DATA 0,2,170,128,10,170,160
15942 DATA 42,170,168,63,255,252,42
15949 DATA 0,168,63,255,252,42,170
15956 DATA 168,10,170,160,2,170,128
15963 DATA 0,0,0,0,0,0,0
15970 DATA 0,0,0,0,0,0,0
15977 DATA 0,0,0,0,0,0,0
15984 DATA 0,0,0,0,0,0,0
15991 DATA 0,0,0,0,0,0,0
15998 DATA 0,0,0,80,0,0,168
16005 DATA 0,1,84,0,1,182,0
16012 DATA 1,84,0,0,168,0,0
16019 DATA 80,0,0,0,0,0,0
16026 DATA 0,0,0,0,0,0,0
16033 DATA 0,0,0,0,0,0,0
16040 DATA 0,0,0,0,0,0,0
16047 DATA 0,0,0,0,0,0,0
16054 DATA 0,0,0,0,0,0,0
16061 DATA 0,0,0,0,80,0,0
16068 DATA 168,0,1,84,0,1,182
16075 DATA 0,1,84,0,0,168,0
16082 DATA 0,80,0,0,0,0,0
16089 DATA 0,0,0,0,0,0,0
16096 DATA 0,0,0,0,0,0,0
16103 DATA 0,0,0,0,0,0,0
16110 DATA 0,0,0,0,0,0,0
16117 DATA 0,0,0,0,0,0,0
16124 DATA 0,0,0,0,2,170,128
16131 DATA 10,170,160,42,170,168,63
16138 DATA 255,252,42,0,168,63,255
16145 DATA 252,42,170,168,10,170,160
16152 DATA 2,170,128,0,40,0,0
16159 DATA 40,0,0,170,0,10,170
16166 DATA 160,42,170,168,10,170,160
16173 DATA 0,170,0,0,0,0,0
16180 DATA 0,0,0,0,0,0,0
16187 DATA 0,0,0,0,0,2,170
16194 DATA 128,10,170,160,42,170,168
16201 DATA 63,255,252,42,0,168,63
16208 DATA 255,252,42,170,168,10,170
16215 DATA 160,2,170,128,0,40,0
16222 DATA 0,40,0,0,170,0,10
16229 DATA 170,160,42,170,168,10,170
16236 DATA 160,0,170,0,0,0,0
16243 DATA 0,0,0,0,0,0,0
16250 DATA 0,0,0,0,0,0,255
16257 DATA 255,255,255,255,255,63,0
16264 DATA 252,15,195,240,195,255,195
16271 DATA 240,255,15,252,60,63,63
16278 DATA 0,252,15,195,240,255,255
16285 DATA 255,255,255,255,0,0,0
16292 DATA 0,0,0,0,0,0,0
16299 DATA 0,0,0,0,0,0,0
16306 DATA 0,0,0,0,0,0,0
16313 DATA 0,0,0,0,0,0,0
16320 DATA 255,255,255,255,255,255,63
16327 DATA 0,252,15,195,240,195,255
16334 DATA 195,240,255,15,252,60,63
16341 DATA 63,0,252,15,195,240,255
16348 DATA 255,255,255,255,255,0,0
16355 DATA 0,0,0,0,0,0,0
16362 DATA 0,0,0,0,0,0,0
16369 DATA 0,0,0,0,0,0,0
16376 DATA 0,0,0,0,0,0,0
16383 DATA 0,0,256
49131 I=49152:C2=0:PRINT"{CLR}ENTERING MA
CHINE LANGUAGE"
49138 READ A:IF A=256 THEN 49146
49145 POKE I,A:C2=C2+A:I=I+1:GOTO 49138
49146 IFC2<>205982 THENPRINT"{CLR}ERROR I
N DATA STATEMENTS LINES (49152-5072
0):END
49147 RETURN
49152 DATA 169,0,141,92,3,141,94
49159 DATA 3,169,48,13,21,208,141
49166 DATA 21,208,169,229,141,200,207
49173 DATA 141,204,207,169,34,141,198
49180 DATA 207,169,0,141,199,207,169
49187 DATA 55,141,202,207,169,1,141
49194 DATA 203,207,169,5,141,43,208
49201 DATA 169,7,141,44,208,169,254
49208 DATA 141,252,7,141,253,7,169
49215 DATA 12,13,21,208,141,21,208
49222 DATA 169,250,141,250,7,169,251
49229 DATA 141,251,7,169,2,141,41
49236 DATA 208,141,42,208,169,0,141
49243 DATA 216,207,169,15,141,28,208
49250 DATA 169,50,141,0,208,169,120
49257 DATA 141,1,208,169,15,141,2
49264 DATA 208,169,2,13,16,208,141
49271 DATA 16,208,169,50,141,224,207
49278 DATA 169,0,141,225,207,169,15
49285 DATA 141,226,207,169,1,141,227
49292 DATA 207,169,3,13,21,208,141
49299 DATA 21,208,169,248,141,248,7
49306 DATA 169,1,141,39,208,169,2
49313 DATA 169,249,141,249,7,169,120
49320 DATA 141,3,208,120,169,184,141
49327 DATA 20,3,169,192,141,21,3
49334 DATA 88,96,162,0,32,215,192
49341 DATA 162,1,32,215,192,32,134
49348 DATA 194,32,103,195,32,65,196
49355 DATA 32,152,195,32,203,197,32
49362 DATA 22,197,76,49,234,238,37
49369 DATA 208,189,0,220,41,15,157
49376 DATA 228,207,56,169,15,253,228
49383 DATA 207,157,232,207,238,38,208
49390 DATA 160,0,200,152,221,232,207
49397 DATA 208,249,224,1,208,2,162
49404 DATA 2,152,10,168,185,10,193
49411 DATA 72,185,9,193,72,96,132
49418 DATA 194,88,194,92,194,132,194
49425 DATA 100,194,104,194,111,194,132
49432 DATA 194,96,194,125,194,118,194

```


LISTEN! IT'S THE VOICE OF YOUR COMPUTER... TEACHING YOUR FAMILY TO SPELL.



MEET CHATTERBEE, FROM DON'T ASK:

- A challenging game
- Talks on your Atari computer
- Colorful graphics and music
- Teaches spelling at all levels from age 6 to adult

Your home computer can be a wonderful teacher — with the right software. Software that taps the computer's power to challenge, to correct, to encourage, to entertain... and to SPEAK. CHATTERBEE is the right software for teaching youngsters and adults to spell.

THE GAME:

- automatically puts player at appropriate level of difficulty in response to player's performance.
- teaches correct spelling when player cannot spell the word.
- retests player on missed words in later rounds.
- rewards good spelling with high score, advancement to higher level.
- makes learning fun.

THE WORDS:

- 2500 spelling words at 25 levels of difficulty covering grades 1-12 and college-level.
- selected in accordance with current educational standards.
- each word spoken aloud and used in a spoken sentence.

THE VOICE:

- specialized version of the Software Automatic Mouth (S.A.M.) by Don't Ask built into CHATTERBEE.
- talks on any Atari Computer, without any separate speech synthesizer.
- CHATTERBEE's voice has no effect on the video display.

Hear Chatterbee today, wherever software is sold. To order direct from TRONIX, send a check or money order, or call to order C.O.D. Add \$2.00 for shipping and handling. California residents add 6% sales tax (6-1/2% if you reside in L.A. County).

For Atari computers (40K RAM)
and Commodore 64.

Suggested retail price: \$39.95

Dealer inquiries welcome.

TRONIX™

8295 South La Cienega Blvd., Inglewood, CA 90301
(213) 215-0529

Space Thief Notes For 64 Version

The 64 version of "Space Thief" uses an interrupt-driven ML routine which controls the position of all sprites and any collisions between them. BASIC is used to provide random numbers for the barrier's position and to keep score for both players. Points are accumulated in this version when you collect pods by touching your opponent's base and transporting the pods back to your own base. One point is awarded for each pod returned. The first player to attain three points wins.

Sound easy? There are hazards. If you are blasted by the opposing player or touch the barrier, you lose your cargo and are returned to your starting position. If you are touching your base, your opponent cannot collect or deposit a pod. Obviously, though, you will never get any points, either. The best plan is to use a combination of offensive and defensive strategies. Two joysticks are required.

49439 DATA 132,194,169,50,221,1,208
 49446 DATA 176,12,189,1,208,56,189
 49453 DATA 1,208,233,1,157,1,208
 49460 DATA 96,169,229,221,1,208,144
 49467 DATA 12,189,1,208,24,189,1
 49474 DATA 208,105,1,157,1,208,96
 49481 DATA 56,189,224,207,233,56,157
 49488 DATA 228,207,189,225,207,233,1
 49495 DATA 29,228,207,144,13,169,56
 49502 DATA 157,224,207,169,1,157,225
 49509 DATA 207,76,122,193,24,189,224
 49516 DATA 207,105,1,157,224,207,189
 49523 DATA 225,207,105,0,157,225,207
 49530 DATA 56,189,224,207,233,0,157
 49537 DATA 228,207,189,225,207,233,1
 49544 DATA 29,228,207,144,19,224,2
 49551 DATA 240,34,173,16,208,9,1
 49558 DATA 141,16,208,189,224,207,157
 49565 DATA 0,208,96,224,2,240,30
 49572 DATA 173,16,208,41,254,141,16
 49579 DATA 208,189,224,207,157,0,208
 49586 DATA 96,173,16,208,9,2,141
 49593 DATA 16,208,189,224,207,157,0
 49600 DATA 208,96,173,16,208,41,253
 49607 DATA 141,16,208,189,224,207,157
 49614 DATA 0,208,96,56,189,224,207
 49621 DATA 233,34,157,228,207,189,225
 49628 DATA 207,233,0,29,228,207,176
 49635 DATA 13,169,33,157,224,207,169
 49642 DATA 0,157,225,207,76,2,194
 49649 DATA 56,189,224,207,233,1,157
 49656 DATA 224,207,189,225,207,233,0
 49663 DATA 157,225,207,56,189,224,207
 49670 DATA 233,0,157,228,207,189,225
 49677 DATA 207,233,1,29,228,207,144

49684 DATA 19,224,2,240,34,173,16
 49691 DATA 208,9,1,141,16,208,189
 49698 DATA 224,207,157,0,208,96,224
 49705 DATA 2,240,30,173,16,208,41
 49712 DATA 254,141,16,208,189,224,207
 49719 DATA 157,0,208,96,173,16,208
 49726 DATA 9,2,141,16,208,189,224
 49733 DATA 207,157,0,208,96,173,16
 49740 DATA 208,41,253,141,16,208,189
 49747 DATA 224,207,157,0,208,96,32
 49754 DATA 33,193,96,32,53,193,96
 49761 DATA 32,73,193,96,32,209,193
 49768 DATA 96,32,33,193,32,209,193
 49775 DATA 96,32,53,193,32,209,193
 49782 DATA 96,32,53,193,32,73,193
 49789 DATA 96,32,33,193,32,73,193
 49796 DATA 96,96,56,173,190,207,233
 49803 DATA 0,141,160,207,173,191,207
 49810 DATA 233,1,13,160,207,176,17
 49817 DATA 173,16,208,41,251,141,16
 49824 DATA 208,173,190,207,141,4,208
 49831 DATA 76,184,194,173,190,207,141
 49838 DATA 4,208,169,4,13,16,208
 49845 DATA 141,16,208,173,192,207,141
 49852 DATA 5,208,56,173,194,207,233
 49859 DATA 0,141,162,207,173,195,207
 49866 DATA 233,1,13,162,207,176,17
 49873 DATA 173,16,208,41,247,141,16
 49880 DATA 208,173,194,207,141,6,208
 49887 DATA 76,240,194,173,194,207,141
 49894 DATA 6,208,169,8,13,16,208
 49901 DATA 141,16,208,173,196,207,141
 49908 DATA 7,208,56,173,198,207,233
 49915 DATA 0,141,164,207,173,199,207
 49922 DATA 233,1,13,164,207,176,17
 49929 DATA 173,16,208,41,239,141,16
 49936 DATA 208,173,198,207,141,8,208
 49943 DATA 76,40,195,173,198,207,141
 49950 DATA 8,208,169,16,13,16,208
 49957 DATA 141,16,208,173,200,207,141
 49964 DATA 9,208,56,173,202,207,233
 49971 DATA 0,141,166,207,173,203,207
 49978 DATA 233,1,13,166,207,176,17
 49985 DATA 173,16,208,41,223,141,16
 49992 DATA 208,173,202,207,141,10,208
 49999 DATA 76,96,195,173,202,207,141
 50006 DATA 10,208,169,32,13,16,208
 50013 DATA 141,16,208,173,204,207,141
 50020 DATA 11,208,96,173,0,220,41
 50027 DATA 16,208,17,173,216,207,208
 50034 DATA 12,173,68,3,41,4,208
 50041 DATA 5,169,1,141,216,207,173
 50048 DATA 1,220,41,16,208,17,173
 50055 DATA 218,207,208,12,173,68,3
 50062 DATA 41,8,208,5,169,1,141
 50069 DATA 218,207,96,173,216,207,208
 50076 DATA 47,24,173,224,207,105,20
 50083 DATA 141,190,207,173,225,207,105
 50090 DATA 0,141,191,207,173,1,208
 50097 DATA 141,192,207,173,68,3,41
 50104 DATA 1,240,6,32,234,196,32
 50111 DATA 35,197,173,21,208,41,251
 50118 DATA 141,21,208,76,59,196,173
 50125 DATA 21,208,9,4,141,21,208
 50132 DATA 56,173,190,207,233,65,141
 50139 DATA 62,3,173,191,207,233,1
 50146 DATA 13,62,3,176,70,173,68
 50153 DATA 3,41,1,240,9,32,234
 50160 DATA 196,32,35,197,76,45,196
 50167 DATA 173,64,3,41,6,201,6

The ultimate current event.



Edison, the kinetic android, leads a frustrating life.

All he wants to do is build his circuit boards and go with the flow. But things keep getting in the way.

Nohms—a negative influence—bug him constantly. They're harmless, but only from a distance.

Flash, the lightning dolt, disconnects everything in his path. Which can be frustrating after a hard day on the circuit.

And the cunning Killerwatt is out to fry poor Edison's brains. But our hero simply solders on.

Compute's Gazette calls Juice! "a knockout... the graphics are top-notch and the play action is fun for five minutes as well as five months."

Try Juice! yourself. You'll get a charge out of it.

Developed by Arti Haroutunian
Available for your Commodore 64™
and Atari Home Computer.

JUICE!



TRONIX™

8295 South La Cienega Blvd.
Inglewood, CA 90301-2113
www.commodore.ca

50174 DATA 208,9,32,234,196,32,68
 50181 DATA 197,76,45,196,173,68,3
 50188 DATA 41,4,240,6,32,234,196
 50195 DATA 76,45,196,24,173,190,207
 50202 DATA 105,4,141,190,207,173,191
 50209 DATA 207,105,0,141,191,207,169
 50216 DATA 1,141,216,207,96,169,0
 50223 DATA 141,216,207,173,21,208,41
 50230 DATA 251,141,21,208,96,169,0
 50237 DATA 141,216,207,96,173,218,207
 50244 DATA 208,47,56,173,226,207,233
 50251 DATA 20,141,194,207,173,227,207
 50258 DATA 233,0,141,195,207,173,3
 50265 DATA 208,141,196,207,173,68,3
 50272 DATA 41,2,240,6,32,234,196
 50279 DATA 32,68,197,173,21,208,41
 50286 DATA 247,141,21,208,76,228,196
 50293 DATA 173,21,208,9,8,141,21
 50300 DATA 208,56,173,194,207,233,30
 50307 DATA 141,66,3,173,195,207,233
 50314 DATA 0,13,66,3,144,70,173
 50321 DATA 68,3,41,2,240,9,32
 50328 DATA 234,196,32,68,197,76,214
 50335 DATA 196,173,64,3,41,9,201
 50342 DATA 9,208,9,32,234,196,32
 50349 DATA 35,197,76,214,196,173,68
 50356 DATA 3,41,8,240,6,32,234
 50363 DATA 196,76,214,196,56,173,194
 50370 DATA 207,233,4,141,194,207,173
 50377 DATA 195,207,233,0,141,195,207
 50384 DATA 169,1,141,218,207,96,169
 50391 DATA 0,141,218,207,173,21,208
 50398 DATA 41,247,141,21,208,96,169
 50405 DATA 0,141,218,207,96,160,24
 50412 DATA 169,0,153,0,212,136,208

50419 DATA 250,169,15,141,24,212,169
 50426 DATA 17,141,5,212,169,248,141
 50433 DATA 6,212,169,100,141,0,212
 50440 DATA 141,1,212,169,129,141,4
 50447 DATA 212,169,128,141,4,212,96
 50454 DATA 173,30,208,141,64,3,173
 50461 DATA 31,208,141,68,3,96,169
 50468 DATA 50,141,224,207,169,0,141
 50475 DATA 225,207,173,224,207,141,0
 50482 DATA 208,173,225,207,173,16,208
 50489 DATA 41,254,141,16,208,169,248
 50496 DATA 141,248,7,96,169,30,141
 50503 DATA 226,207,169,1,141,227,207
 50510 DATA 173,226,207,141,2,208,169
 50517 DATA 2,13,16,208,141,16,208
 50524 DATA 169,249,141,249,7,96,169
 50531 DATA 0,133,251,169,4,133,252
 50538 DATA 162,0,142,78,3,173,82
 50545 DATA 3,141,75,3,232,172,74
 50552 DATA 3,173,75,3,145,251,138
 50559 DATA 205,77,3,144,21,169,32
 50566 DATA 141,75,3,238,78,3,173
 50573 DATA 78,3,201,6,144,6,173
 50580 DATA 82,3,141,75,3,24,169
 50587 DATA 212,101,252,133,252,172,74
 50594 DATA 3,169,7,145,251,56,165
 50601 DATA 252,233,212,133,252,24,165
 50608 DATA 251,105,40,133,251,165,252
 50615 DATA 105,0,133,252,56,165,251
 50622 DATA 233,232,133,2,165,252,233
 50629 DATA 7,5,2,208,171,96,173
 50636 DATA 64,3,41,51,201,18,208
 50643 DATA 5,169,253,141,249,7,173
 50650 DATA 64,3,41,51,201,34,208
 50657 DATA 15,173,249,7,201,253,208
 50664 DATA 8,169,249,141,249,7,238
 50671 DATA 92,3,173,64,3,41,51
 50678 DATA 201,33,208,5,169,252,141
 50685 DATA 248,7,173,64,3,41,51
 50692 DATA 201,17,208,15,173,248,7
 50699 DATA 201,252,208,8,169,248,141
 50706 DATA 248,7,238,94,3,96,120
 50713 DATA 169,49,141,20,3,169,234
 50720 DATA 141,21,3,88,96,256
 51179 I=51200:C3=0:PRINT"{CLR}MOVING CHAR
 ACTERS"
 51186 READ A:IF A=256 THEN 51194
 51193 POKE I,A:C3=C3+A:I=I+1:GOTO 51186
 51194 IF C3<>8822THEN PRINT"ERROR IN DATA
 STATEMENTS LINES(51200-51256)":END
 51195 SYS51200:RETURN
 51200 DATA 120,173,14,220,41,254,141
 51207 DATA 14,220,165,1,41,251,133
 51214 DATA 1,169,208,133,252,169,48
 51221 DATA 133,254,169,0,133,251,133
 51228 DATA 253,168,162,8,177,251,145
 51235 DATA 253,200,208,249,230,252,230
 51242 DATA 254,202,208,242,165,1,9
 51249 DATA 4,133,1,173,14,220,9
 51256 DATA 1,141,14,220,88,96,256
 60000 FORT=1T014:READ Z:NEXT:RETURN

BASIC USERS, UNLEASH THE HARDWARE POWER OF YOUR ATARI



WITH THE NEW TIGER GRAPHICS SOFTWARE

If you found that most graphic software was restrictive or not challenging enough, grab on to Tiger Graphics and let your imagination run wild.

The Tiger Graphic software allows you to bridge the gap between font generators and graphic terminals. The fonts are generated automatically from the programmable brushes, producing memory efficient displays. You will be able to create more impressive and challenging graphics. What's more, no knowledge of fonts is required.

Tiger Graphics comes complete with easy to follow instructions, and is loaded with the following features:
 • Display List Interrupt Editor • Scrolling Display • Programmable Multicolor Brushes • All Graphic Modes Including GTIA • Multimode Display • Multifont Per Display

Send check or money order to:
TIGERSOFT, 91 Pocatello Trail,
 Rochester, N.Y. 14467
 Phone 716-359-9980

\$34.99

Comes complete with
 diskette and easy to
 follow instructions.
 Requires 48K memory.

(New York res. add 7% sales tax)

Visa and Mastercard accepted.
 Dealer inquiries welcomed...

TIGERSOFT

ATARI is a trademark of ATARI Inc.

COMPUTE!

The Resource.

Your ship has just come in.



Aboard the S.S. Slipshod, things are getting a little out of hand.

It seems that the navigator mistook an iceberg for Pittsburgh. With predictable results.

Soon, every stateroom on the ship will have an ocean view.

But never fear, 'cause Captain Clutch is here.

He'll stoke the boilers to keep the game afloat, lead the passengers to the lifeboats and rescue a few bars of gold along the way.

Why, you ask, doesn't the courageous Captain simply pocket the gold and row off into the sunset?

Because our Captain is above that sort of thing, that's why. And besides, the game won't let him.

By the way, how long can you tread water?

Developed by Steve Morris.
Available on diskette
for your Commodore 64™

WATERLINE!



TRONIX™

8295 South La Cienega Blvd.
Inglewood, CA 90301 www.commodore.ca

CHOPPEROIDS

L. L. Beh

You're a chopperoid pilot on a life-and-death mission: Navigate through the deadly asteroid field to reach a disintegrating satellite with nine scientists on board. You must transport them one at a time back through the asteroid field to the safety of the heliport. Written for the Atari, a joystick or trackball is required. This game is entirely in machine language for speed and smooth motion.

When I saw what an improvement a small machine language routine made in my BASIC "Closeout" game (COMPUTE!, March 1983), I set out to learn machine language in earnest. I read all the books on machine language programming I could get my hands on, then bought an Atari Assembler Editor cartridge. "Chopperoids" is my first game written completely in machine language.

Rescue The Scientists

The problems involved in cleaning up chemical waste dumps have caused such a public outcry that all future chemical research has been banished to space. One chemical company has placed its research facilities on a satellite in geosynchronous orbit just beyond a dense asteroid field. The rationale was that the asteroids would provide a natural security system to prevent other companies from pilfering top-secret company formulas. However, an experiment on the satellite has gotten out of control and gallons of a potent solvent have leaked out. This chemical is so strong that it's causing the satellite itself to dissolve. Nine scientists are trapped on board, and you must take to your chopperoid and brave the asteroid field to save them.

Playing The Game

You will be creating a boot tape or boot disk for this game. To begin, remove BASIC or any other

cartridges from your Atari. For cassette, put the tape in the recorder, then turn on the computer while holding down the START key. When the Atari beeps, press play on the recorder. For disk, power up the disk drive, insert the boot disk, then turn on the computer. When the game is loaded, you will see a title screen for a few seconds while the game initializes.

Press the SELECT key to choose one of three levels of play. The higher the level, the more asteroids you must dodge. Press the START key to energize the first of your three chopperoids. It will appear in blue on the heliport at the bottom center of the screen, while your remaining chopperoids stand by in the lower-left corner. Maneuver the chopperoid with a joystick plugged into port 1. You have full control in any direction. If you have a trackball, you may find it to be a better controller for this game than a joystick.

Your goal is to navigate through the asteroid field to the landing pad of the satellite at the top left of the screen. Collision with an asteroid will force you to make a crash landing and switch to a new chopperoid. When you have landed, one of the stranded scientists will run out and board your chopperoid, which then turns red. You must deliver your passenger safely through the asteroid field to the heliport at the bottom of the screen. When you land at the heliport, the rescued scientist will alight from your chopperoid and run into the base station, leaving your chopperoid ready for another mission. You get 50 points for each scientist rescued and a 250-point bonus for rescuing all nine.

Fortunately for you as the chopperoid pilot, your craft is not defenseless. Use the fire button to blast any asteroids that come too close to your chopperoid. You will be awarded extra points for each disintegrated asteroid based on its size and speed. But you can't spend too much time blasting

Expand your Atari
...with practical software from MPP

By Jim Harrison

MicroFiler

- A truly practical filing program!
- Makes your family Atari a tool, not a toy!

- Simple to learn
- Easy to use



Only
\$49.95



MICROBITS PERIPHERAL PRODUCTS

You can get rid of your paper clutter... recipe files... names and addresses of friends... the membership list of your Garden Club... the list of lists is endless!

Just insert the MicroFiler cartridge into your Atari, set up the desired format, and type merrily away. Works with all models of Atari Computers with cassette or disk. When you want the information, there it is on your screen.

The MicroFiler will also work with a printer, letting you make labels and print lists...easily!

After your kids have destroyed the universe, you can find Aunt Martha's recipe for German Chocolate Cake, or balance your check book... in seconds!

MICROBITS PERIPHERAL PRODUCTS

225 W. Third Street
Albany, Oregon 97321 (503) 967-9075

www.commodore.ca

Available at your local Atari dealer

asteroids because all the while the research satellite is melting away. You have only a matter of minutes before it's all gone.

When all nine scientists have been rescued, the game begins again with a new satellite. There's no rest for the weary chopperoid pilot. If you fail to rescue all nine scientists before the satellite completely melts away, or if you crash all three chopperoids before rescuing all the scientists, the game ends. If you've managed to beat the high score, your total will replace the current high value.

The game can be restarted at any time by pressing the START key. The SYSTEM RESET key will only take you back to the title screen, so you must turn off the computer when you are finished playing.

Program Development

In writing Chopperoids, I am deeply indebted to John Palevich for his program "Shoot," which appeared in COMPUTE! (September 1981). This program provided significant insight into creating self-booting machine language games.

Chopperoids makes use of Atari's Display List Interrupts (DLIs) and Vertical Blank Interrupts (VBIs). The DLI is used to move and change the color of the asteroids, and to check for collisions. In level 3 there can be up to 27 asteroids on the screen at once in all different colors. The VBI is used to update the score, check the remaining time, create the game sounds, and change the speed and shape of the asteroids flying across the screen. During the main loop of the program, the joystick is read, the helicopter is moved, and the satellite is "melted."

Typing In The Program

Since Chopperoids is written entirely in machine language, it cannot be typed in directly like a program in BASIC. You must use the MLX: Machine Language Editor found elsewhere in this issue. Be sure to read and understand the MLX article before attempting to enter Chopperoids.

When you run MLX, it will ask you several questions. Here are the proper answers for Chopperoids:

```
starting address: 3584
ending address: 6122
run/init address: 3606
```

You should then select the option to create a boot disk or boot tape. Follow the instructions provided by the MLX program and enter the Chopperoids data. MLX will prevent any typing errors.

Chopperoids

```
3584:000,021,226,013,022,014,040
3590:169,226,141,231,002,133,140
3596:014,169,013,141,232,002,071
3602:133,015,169,022,133,010,244
```



"Chopperoids" is a fast-action machine language game for the Atari.

```
3608:169,014,133,011,024,096,215
3614:000,020,000,014,008,014,086
3620:024,096,169,060,141,002,016
3626:211,169,022,133,010,169,244
3632:014,133,011,096,076,193,059
3638:018,112,112,112,070,000,222
3644:024,006,006,240,112,240,176
3650:112,240,112,240,112,240,098
3656:112,240,112,240,112,240,104
3662:112,240,112,240,112,006,132
3668:065,025,014,032,091,067,122
3674:093,032,049,057,056,051,172
3680:032,067,079,077,080,085,004
3686:084,069,032,032,032,067,162
3692:072,079,080,080,069,242,218
3698:239,233,228,032,076,069,223
3704:086,069,076,032,036,037,200
3710:038,032,032,032,037,037,078
3716:037,041,041,041,039,037,112
3722:040,032,032,032,033,033,084
3728:033,032,032,032,083,084,184
3734:065,082,084,047,083,069,068
3740:076,069,067,084,041,041,022
3746:041,041,035,035,077,069,204
3752:078,032,076,069,070,084,065
3758:032,032,032,032,072,073,191
3764:071,072,032,032,083,067,025
3770:079,082,069,032,136,024,096
3776:058,088,154,248,184,074,230
3782:218,104,230,170,232,042,170
3788:070,024,138,200,090,184,142
3794:182,216,072,106,166,234,162
3800:040,120,218,248,000,000,074
3806:000,000,000,000,000,000,222
3812:000,000,000,000,000,000,228
3818:000,000,000,000,000,000,234
3824:000,000,000,000,000,000,240
3830:000,000,000,000,000,000,246
3836:000,000,000,000,000,000,252
3842:000,000,000,000,000,000,002
3848:000,000,000,000,000,000,008
3854:000,000,000,000,000,000,014
3860:000,000,000,000,000,000,020
3866:000,000,000,000,000,000,026
3872:000,000,000,000,000,000,032
```


Expand Your Atari
...With peripherals from **mpp**

~~\$199.00~~

New Low Price
\$149.95

mpp-1000C Modem

- Auto Answer / Auto Dial
- Direct Connect to Phone Line
- No Atari 850™ Interface Module Needed
- Free 1 hr. subscription to THE SOURCE™
- Free CompuServe DemoPak™
- 1 year warranty
- Connects to Joystick Port
- Works on ALL Atari Computers



SOPHISTICATED
SMART TERMINAL
SOFTWARE ON CARTRIDGE

FEATURES:

- Supports XMODEM Protocol
- ASCII / ATASCII Translation
- Allows Transfer of Files Larger than Memory
- Upload / Download of Text and Programs
- 100% Machine Language
- Multiple Buffers
- Off-Line Editing
- Variable Baud Rate
- Parity Options
- Full / Half Duplex

mpp-1150 Printer Interface

- Replaces Atari 850™ Interface Module
- Compatible with all software
- 3 foot cable with Centronics plug (compatible with Epson, NEC, Prowriter, etc.)
- 2 year warranty
- Connects to serial bus on computer
- Daisy chains with other Atari peripherals
- Works on ALL Atari Computers



Atari 850, THE SOURCE, and CompuServe DemoPak are trademarks of Atari, Inc. Readers Digest and CompuServe. Microbits is not affiliated with Atari, Readers Digest or CompuServe.

mpp
MICROBITS PERIPHERAL PRODUCTS
225 W. Third St. / Albany, OR 97321 / (503) 967-9075

www.commodore.ca

3878:000,000,000,000,000,000,000,038
3884:000,000,000,000,000,000,000,044
3890:000,000,000,000,000,000,028,078
3896:062,247,095,126,060,024,158
3902:000,030,124,223,247,110,028
3908:062,028,000,240,222,123,231
3914:255,239,118,028,000,000,202
3920:024,060,118,108,056,000,190
3926:000,000,056,108,126,054,174
3932:028,000,000,016,056,108,044
3938:060,024,000,000,001,005,188
3944:000,000,255,005,000,000,108
3950:001,010,024,000,255,010,154
3956:024,000,002,015,008,000,165
3962:254,015,008,000,002,020,165
3968:032,000,255,020,040,000,219
3974:003,025,016,000,254,025,201
3980:016,000,000,021,004,014,195
3986:153,245,014,000,000,010,056
3992:004,142,025,245,014,000,070
3998:000,021,004,012,042,050,031
4004:012,000,000,010,004,044,234
4010:010,050,012,000,000,042,028
4016:008,020,042,062,020,000,072
4022:000,020,008,020,042,062,078
4028:020,000,000,084,016,040,092
4034:084,124,040,000,000,040,226
4040:016,040,084,124,040,000,248
4046:000,168,032,048,084,076,102
4052:048,000,000,080,032,052,168
4058:080,076,048,000,000,168,078
4064:032,113,152,175,112,000,040
4070:000,080,032,112,153,175,014
4076:112,000,000,031,004,078,205
4082:091,121,015,010,007,006,236
4088:006,031,031,025,025,255,109
4094:255,204,204,051,051,204,199
4100:204,255,007,029,049,101,137
4106:075,213,137,255,255,145,066
4112:137,213,171,145,137,255,050
4118:224,184,140,166,210,171,093
4124:145,255,255,137,213,075,084
4130:101,049,029,007,255,145,108
4136:171,210,166,140,184,224,111
4142:000,000,000,000,000,000,046
4148:000,255,023,043,003,042,162
4154:022,002,041,021,001,000,145
4160:000,104,000,000,104,000,016
4166:000,000,072,106,000,072,064
4172:106,000,000,042,000,008,232
4178:024,008,004,008,008,008,142
4184:008,008,012,008,016,008,148
4190:008,008,008,072,138,072,144
4196:166,128,173,012,208,041,060
4202:014,240,008,133,129,141,003
4208:030,208,076,171,016,173,018
4214:008,208,041,002,240,022,127
4220:169,000,157,190,014,157,043
4226:220,014,189,250,014,024,073
4232:101,130,133,130,141,030,033
4238:208,076,171,016,173,008,026
4244:208,041,004,240,022,169,064
4250:000,157,200,014,157,230,144
4256:014,189,004,015,024,101,251
4262:130,133,130,141,030,208,170
4268:076,171,016,173,008,208,056

4274:041,008,240,019,169,000,143
4280:157,210,014,157,240,014,208
4286:189,014,015,024,101,130,151
4292:133,130,141,030,208,232,046
4298:134,128,189,190,014,024,113
4304:125,220,014,157,190,014,160
4310:141,001,208,189,160,014,159
4316:141,019,208,165,131,240,100
4322:044,189,200,014,024,125,054
4328:230,014,157,200,014,141,220
4334:002,208,189,170,014,141,194
4340:020,208,165,131,201,001,202
4346:240,019,189,210,014,024,178
4352:125,240,014,157,210,014,248
4358:141,003,208,189,180,014,229
4364:141,021,208,104,170,104,248
4370:064,165,130,208,008,169,250
4376:064,141,005,210,076,037,045
4382:017,056,233,001,133,130,088
4388:169,074,141,005,210,162,029
4394:005,189,034,024,024,105,167
4400:001,009,016,157,034,024,033
4406:201,026,208,009,169,016,171
4412:157,034,024,202,076,013,054
4418:017,165,133,240,003,076,188
4424:123,017,133,077,165,152,227
4430:141,003,210,198,132,208,202
4436:008,198,151,208,004,169,054
4442:004,133,151,165,134,240,149
4448:056,165,130,208,037,166,090
4454:149,240,033,202,134,149,241
4460:224,006,144,008,169,138,029
4466:141,001,210,076,095,017,142
4472:169,000,141,001,210,165,038
4478:135,024,101,136,133,135,022
4484:141,004,208,076,123,017,189
4490:169,000,166,134,157,128,124
4496:025,133,134,141,001,210,020
4502:141,004,208,164,138,192,229
4508:009,240,075,032,154,018,172
4514:185,220,014,208,050,189,004
4520:072,015,153,220,014,189,063
4526:073,015,153,250,014,169,080
4532:000,153,190,014,189,074,032
4538:015,170,152,024,105,004,144
4544:010,010,010,168,169,008,055
4550:133,141,189,024,015,153,085
4556:128,026,200,232,198,141,105
4562:208,244,230,138,076,142,224
4568:018,189,072,015,153,220,115
4574:014,189,073,015,153,250,148
4580:014,230,138,076,142,018,078
4586:165,131,208,005,133,138,246
4592:076,142,018,164,139,192,203
4598:009,240,075,032,154,018,006
4604:185,230,014,208,050,189,104
4610:072,015,153,230,014,189,163
4616:073,015,153,004,015,169,181
4622:000,153,200,014,189,074,132
4628:015,170,152,024,105,004,234
4634:010,010,010,168,169,008,145
4640:133,141,189,024,015,153,175
4646:000,027,232,200,198,141,068
4652:208,244,230,139,076,142,059
4658:018,189,072,015,153,230,215
4664:014,189,073,015,153,004,248

ATARI COMPUTER OWNERS:

Pick the positively perfect, practical, **printer-port** peripheral package, from **PERCOM DATA!**



That's right... the positively perfect PERCOM DATA 5 1/4", floppy disk drive with a BUILT-IN PRINTER-PORT, for your Atari™ 400/800 is now available!

Until now, Atari computer owners who wanted to hook a printer to their computer had only one choice... spend about \$220 for an interface device. THOSE DAYS ARE OVER, PERCOM DATA has built a parallel printer-port right into its new AT88 PD model. Now you can add a quality disk drive system AND have a place to plug in a printer... WITHOUT BUYING an interface.

The AT88 S1 PD™ disk drive operates in both single density (88K bytes formatted) and double density (176K bytes formatted).

What more could you want? NO INTERFACE... a high quality PERCOM DATA disk drive... AND a built-in PRINTER-PORT... all with a price of \$599.

Pick up a positively perfect PERCOM DATA disk drive, with printer-port... pronto!

For the name of an authorized PERCOM DATA Dealer near you, call our **TOLL-FREE HOTLINE 1-800-527-1222 NOW**, or write for more information.

Perfectly Priced

\$599.

PERCOM DATA
CORPORATION

Expanding Your Peripheral Vision

DRIVES • NETWORKS • SOFTWARE

11220 Pagemill Road, Dallas, Texas 75243 (214) 340-5800
1-800-527-1222

Atari is a registered trademark of Atari, Inc. • AT88 S1 PD is a trademark of Percom Data Corporation. • COPYRIGHT PERCOM DATA CORPORATION 1983.

Prices subject to change without notice.

www.commodore.ca

4670:015,230,139,076,142,018,170
4676:165,131,201,001,208,009,015
4682:169,000,133,138,133,139,018
4688:076,142,018,164,140,192,044
4694:009,240,075,032,154,018,102
4700:185,240,014,208,050,189,210
4706:072,015,153,240,014,189,013
4712:073,015,153,014,015,169,031
4718:000,153,210,014,189,074,238
4724:015,170,152,024,105,004,074
4730:010,010,010,168,169,008,241
4736:133,141,189,024,015,153,015
4742:128,027,232,200,198,141,036
4748:208,244,230,140,076,142,156
4754:018,189,072,015,153,240,065
4760:014,189,073,015,153,014,098
4766:015,230,140,076,142,018,011
4772:169,000,133,140,133,139,110
4778:133,138,169,255,133,148,122
4784:133,128,141,030,208,076,124
4790:095,228,173,010,210,041,171
4796:011,201,010,176,247,010,075
4802:010,170,096,132,147,168,149
4808:138,072,152,042,042,042,176
4814:042,041,003,170,152,041,143
4820:159,029,246,254,168,104,148
4826:170,152,164,147,096,169,092
4832:000,141,001,210,141,003,208
4838:210,141,005,210,169,005,202
4844:141,000,210,169,060,141,189
4850:002,210,169,112,141,004,112


4856:210,162,128,169,000,157,050
4862:255,023,157,255,025,157,102
4868:127,026,157,255,026,157,240
4874:127,027,157,127,025,202,163
4880:208,235,169,000,162,008,030
4886:157,255,207,202,208,250,021
4892:169,028,141,244,002,141,241
4898:009,212,169,046,141,047,146
4904:002,169,024,141,007,212,083
4910:169,003,141,029,208,169,253
4916:016,013,111,002,141,111,190
4922:002,141,027,208,169,000,093
4928:133,134,133,131,133,142,102
4934:169,001,133,133,169,064,227
4940:141,014,212,169,014,141,255
4946:049,002,169,025,141,048,004
4952:002,169,016,141,001,002,163
4958:169,067,141,000,002,162,123
4964:016,160,245,169,006,032,216
4970:092,228,162,000,189,000,009
4976:224,157,000,028,232,208,193
4982:247,189,000,225,157,000,168
4988:029,232,208,247,189,208,213
4994:015,157,008,028,232,224,026
5000:072,208,245,169,192,141,139
5006:014,212,169,216,141,196,066
5012:002,169,056,141,197,002,203
5018:169,024,141,198,002,169,089
5024:010,141,199,002,169,152,065
5030:141,192,002,162,019,189,103
5036:056,014,032,167,018,009,212
5042:000,157,039,024,202,208,040
5048:242,162,012,189,075,014,110
5054:032,167,018,009,192,157,253
5060:004,024,202,208,242,165,017

5066:019,024,105,002,197,019,056
5072:208,252,162,060,169,000,035
5078:157,255,023,202,208,250,029
5084:169,081,141,079,024,162,108
5090:006,189,117,014,032,167,239
5096:018,009,064,157,047,024,039
5102:189,123,014,032,167,018,013
5108:009,000,157,053,024,189,164
5114:111,014,032,167,018,009,089
5120:192,157,059,024,189,129,238
5126:014,032,167,018,009,000,246
5132:157,066,024,189,087,014,037
5138:032,167,018,009,064,157,209
5144:072,024,189,147,014,032,246
5150:167,018,009,064,157,007,196
5156:024,189,153,014,032,167,103
5162:018,009,000,157,027,024,021
5168:202,208,176,173,123,014,176
5174:032,167,018,009,192,141,101
5180:053,024,169,001,133,133,061
5186:169,008,141,031,208,173,028
5192:031,208,201,005,208,051,008
5198:173,031,208,201,005,240,168
5204:249,166,131,232,224,003,065
5210:240,019,134,131,173,079,098
5216:024,024,105,001,005,016,015
5222:141,079,024,142,003,208,187
5228:076,036,020,169,000,133,030
5234:131,169,017,141,079,024,163
5240:141,002,208,141,003,208,055
5246:076,036,020,201,006,208,161
5252:194,173,031,208,201,006,177

5258:240,249,162,006,169,000,196
5264:157,033,024,189,135,014,184
5270:032,167,018,009,192,157,213
5276:047,024,189,141,014,032,091
5282:167,018,009,192,157,053,246
5288:024,202,208,226,169,016,245
5294:141,039,024,169,217,141,137
5300:059,024,169,004,133,144,201
5306:169,000,133,129,133,132,114
5312:133,130,133,145,133,138,236
5318:133,139,133,140,162,090,227
5324:157,189,014,202,208,250,200
5330:169,010,133,153,169,003,079
5336:133,151,133,146,162,006,179
5342:189,093,014,032,167,018,223
5348:009,128,157,255,023,189,221
5354:099,014,032,167,018,009,061
5360:128,157,019,024,189,105,094
5366:014,032,167,018,009,128,102
5372:157,039,024,202,208,220,078
5378:076,118,022,169,000,162,037
5384:128,157,255,025,202,208,215
5390:250,133,133,162,105,134,163
5396:142,160,000,185,112,015,122
5402:157,000,026,232,200,192,065
5408:008,208,244,169,100,133,126
5414:143,141,000,208,173,031,222
5420:208,201,006,208,010,173,082
5426:031,208,201,006,240,249,217
5432:076,137,022,165,148,240,076
5438:235,169,000,133,148,166,145
5444:151,224,004,208,023,202,112
5450:134,151,166,153,189,023,122
5456:016,170,169,000,157,255,079

SPELUNKER™

A spine-tingling adventure in a cavern of terror.



Spelunker. It's the fantastic new discovery game for the Atari 400/800 48K Disk with thirty continuous screens of action! The challenge: a fabulous treasure waits somewhere deep within the earth. You are the Spelunker, and between you and riches beyond imagination are darkness and death. Traps and barriers, restless ghosts of spelunkers who lost their way, and other fearful dangers lurk at every turn. Only the skillful and the brave will ever reach the hidden treasure alive.

The deeper you descend, the more difficult and dangerous the challenge. In fact, Spelunker is a joystick controlled journey through an underground nightmare. Spelunker is designed to keep players enthralled through thousands of excursions into its mysterious cavern of terror. With incredibly detailed arcade style graphics and super sound effects, Spelunker is the game of the year, and for years to come.

MICROGRAPHICIMAGE

12640 E. Northwest Highway
Suite 410, Dallas, Texas 75228
(214) 341-3791

5462:023,198,153,208,005,134,039
 5468:133,076,189,022,165,129,038
 5474:240,003,076,189,022,165,025
 5480:142,201,017,208,015,165,084
 5486:143,201,074,144,009,201,114
 5492:094,176,005,133,137,032,181
 5498:249,022,165,142,201,105,238
 5504:208,015,165,143,201,100,192
 5510:144,009,201,125,176,005,026
 5516:133,150,032,013,023,173,152
 5522:120,002,041,001,208,022,028
 5528:166,142,202,240,017,134,029
 5534:142,165,145,041,001,240,124
 5540:004,198,145,198,145,230,060
 5546:145,032,092,023,173,120,243
 5552:002,041,002,208,024,166,107
 5558:142,224,105,240,018,232,119
 5564:134,142,165,145,041,001,048
 5570:240,004,198,145,198,145,100
 5576:230,145,032,092,023,173,127
 5582:120,002,041,004,208,069,138
 5588:165,134,208,036,173,132,036
 5594:002,208,031,169,017,133,010
 5600:149,165,142,024,105,004,045
 5606:133,134,170,169,252,133,197
 5612:136,169,003,157,128,025,086
 5618:165,143,056,233,001,133,205
 5624:135,141,004,208,165,145,022
 5630:201,011,208,004,198,145,253
 5636:198,145,230,145,166,143,007
 5642:202,224,040,208,002,162,080
 5648:204,134,143,142,000,208,079
 5654:032,092,023,173,120,002,208
 5660:041,008,208,067,165,134,139
 5666:208,036,173,132,002,208,025
 5672:031,169,017,133,149,165,192
 5678:142,024,105,004,133,134,076
 5684:170,169,004,133,136,169,065
 5690:003,157,128,025,165,143,167
 5696:024,105,005,133,135,141,095
 5702:001,208,165,145,208,004,033
 5708:230,145,230,145,198,145,145
 5714:166,143,232,224,208,208,239
 5720:002,162,044,134,143,142,203
 5726:000,208,032,092,023,198,135

5732:146,166,146,208,004,162,164
 5738:007,134,146,189,032,016,118
 5744:133,152,165,147,240,015,196
 5750:165,145,041,001,240,004,202
 5756:198,145,198,145,230,145,161
 5762:032,092,023,169,001,133,068
 5768:147,076,012,021,169,000,049
 5774:133,152,165,133,208,019,184
 5780:166,144,202,240,014,169,059
 5786:000,157,059,024,134,144,160
 5792:134,133,133,129,076,231,228
 5798:020,162,000,142,001,210,189
 5804:142,003,210,141,005,210,115
 5810:189,014,024,041,031,221,186
 5816:034,024,240,005,176,008,159
 5822:076,171,022,232,224,006,153
 5828:208,236,076,195,019,162,068
 5834:006,189,033,024,041,031,014
 5840:009,064,157,013,024,202,165
 5846:208,243,076,195,019,166,097
 5852:142,232,224,105,144,013,056
 5858:169,105,141,000,208,169,250
 5864:152,141,192,002,076,110,137
 5870:022,134,142,230,145,165,052
 5876:145,201,012,208,002,169,213
 5882:000,133,145,010,010,010,046
 5888:168,169,008,133,147,185,042
 5894:112,015,157,000,026,232,036
 5900:200,198,147,208,244,032,017
 5906:117,023,076,189,022,173,106
 5912:192,002,201,152,208,012,023
 5918:169,066,133,150,032,142,210
 5924:023,169,072,141,192,002,123
 5930:096,173,192,002,201,072,010
 5936:240,006,169,152,141,192,180
 5942:002,096,169,136,133,137,215
 5948:032,142,023,165,130,024,064
 5954:105,050,133,130,173,059,204
 5960:024,056,233,001,009,080,219
 5966:141,059,024,056,233,001,080
 5972:009,208,201,223,208,216,125
 5978:169,217,141,059,024,169,101
 5984:152,141,192,002,133,133,081
 5990:169,250,133,130,165,020,201
 5996:024,105,254,197,020,208,148
 6002:252,230,144,104,104,076,000
 6008:180,020,169,008,133,147,009
 6014:166,142,165,145,010,010,252
 6020:010,168,185,112,015,157,011
 6026:000,026,232,200,198,147,173
 6032:208,244,096,166,146,202,182
 6038:134,146,208,004,162,007,043
 6044:134,146,189,039,016,133,045
 6050:152,165,148,240,252,169,008
 6056:000,133,148,096,160,004,197
 6062:132,146,166,146,202,208,150
 6068:002,162,004,134,146,189,049
 6074:046,016,133,152,169,004,194
 6080:133,147,166,142,185,051,248
 6086:016,157,131,025,232,200,191
 6092:198,147,208,244,192,016,185
 6098:208,002,160,000,166,150,128
 6104:142,006,208,232,142,005,183
 6110:208,228,137,240,018,134,163
 6116:150,165,020,024,105,002,182
 6122:197,020,208,252,169,000,056

Children's Party Games

FUN for ALL Ages

BUILD YOUR BODY

For 2 players or 2 teams. Search behind over 100 doors to find enough parts to build your body, but watch for the hazards along the way.

ATARI 32K DISK \$24.95
 Add \$3.00 postage and handling.
 PARTYSOFT SOFTWARE (808) 824-4875
 P.O. Box 3025
 Millant, HI 96789 Hawaii residents add 4% sales tax.

ROUGH DAY AT THE OFFICE

For 2 to 8 players, roam through the office collecting enough pay to win the game. 5 different screens, and with every game, the winning score varies. You're never sure when you'll win and those surprise bonus points will make you laugh and cry. As much fun for 2 players as it is for 8.

ATARI 32K DISK \$29.95 - Add \$3.00 postage and handling.
 PARTYSOFT SOFTWARE
 P.O. Box 3025
 Millant, HI 96789 Hawaii residents add 4% sales tax.




REACH OUT AND CONQUER SOMEONE.

Introducing **FORTRESS™**. A classic strategy game of power and conquest. On disk for the **APPLE® & ATARI®**.

Like such classics as chess and go, FORTRESS (\$34.95) is beautifully simple: Occupy a place, fortify it, lay siege to your opponent's fortresses, and dominate the countryside. The rules are few; the possible moves, nearly limitless. FORTRESS is very fast — each game lasts less than ten minutes.

This two-player game also contains a great solitaire scenario. Five different computer opponents are provided, each endowed with a unique style of play. For example, there is the ruthlessly aggressive Genghis Khan and Lord Maginot, the master of defense.

The crowning glory is that the computer opponents not only play, they *learn and improve* as they play you. The better you get, the better they get! Which brings forth a most fascinating event:



ANNOUNCING THE \$1,000 SSI FORTRESS TOURNAMENT

Since you teach the computer opponents every time you play them, they are really an extension of yourself. SSI proudly announces a very different kind of strategy game tournament: computer versus computer! Send us the disk of your best trained computer player and we'll match it against other entries. The winner (the human, not his disk!) of this battle of electronic wits will win \$1,000! Complete details in each FORTRESS box.

So get a head start on the competition and head on down to your nearest computer/software or game dealer today. FORTRESS, a game destined to be a classic, awaits you.

On disk for the Apple® II with Applesoft ROM Card, Apple II Plus, IIe, and III.

RapidFire

GAMES FROM SSI

Also on disk for the 40K Atari® 400/800/1200 with BASIC Cartridge.

Apple is a registered trademark of Apple Computer, Inc.

Atari is a registered trademark of Atari, Inc.



FINALLY, A VIDEO PINBALL GAME FOR THE PINBALL FAN!


On disk for the **APPLE® & ATARI®**.

QUEEN OF HEARTS™ (\$34.95) is dedicated to all you pinball players out there. Just look at what it offers:

- Two playfields with five flippers.
- A realistic "TILT" feature.
- Four sequences: Hit the right targets in the right order and you'll get extra balls and rack up a huge score.
- Sound effects to complete the illusion of a real pinball game.

So if you're itching for a pinball game, don't think pinball arcade. Think computer/software or game store instead, 'cause that's where you can get hold of QUEEN OF HEARTS.

See above for Apple® specifications. On disk for the 48K Atari® 400/800/1200 with 2 joysticks.



If there are no convenient stores near you, VISA & Mastercard holders can order direct by calling **800-227-1617, ext. 335 (toll free)**. In California, call 800-772-3545, ext. 335. To order by

mail, send your check to: Strategic Simulations Inc, 883 Stierlin Road, Bldg. A-200, Mountain View, CA 94043. (California residents, add 6.5% sales tax.) Please specify computer format.

WRITE FOR A FREE COLOR CATALOG OF ALL OUR GAMES.

www.commodore.ca



Get The Gold

Frank Elsesser

Here's a TI-99 version of the classic dungeon adventure game, complete with perfidious monsters, cunning thieves, and dangerous trap doors. The game also includes some pretty eerie sound effects.

If you're brave enough, this game will take you into a two-level, 128-chamber dungeon on a quest for treasure. You may come out rich, or you may not come out at all. Finding your way through the passages might seem simple enough if you were alone in the dungeon, but there are monsters hiding in some of the chambers. In others, thieves will attempt to steal part of your hard-won gold. Some chambers have trap doors in the floor which drop you back to a lower level or send you plummeting into deep pits.

Since the game is quite long, it is divided into two segments. The first part (Program 1) gives detailed instructions on playing, and the second part (Program 2) is the game itself. You should first type in Program 1 and, after checking for errors, SAVE it to tape. Don't rewind the tape. Next, type in Program 2. After correcting any typing errors, SAVE Program 2 immediately after Program 1 on the same tape. When you load and run Program 1, it will give you instructions on loading the second part.

If you do not want to type in the programs, send a blank cassette, a self-addressed stamped mailer, and \$3 to:

Frank Elsesser
1307 Douglas Drive
Sterling, IL 61801

Program 1: Game Instructions

```
100 CALL SCREEN(2)
110 CALL CLEAR
120 FOR C=1 TO 8
130 CALL COLOR(C,16,2)
140 NEXT C
150 PRINT "{7 SPACES}GET THE GOLD":
:::::
160 PRINT "INSTRUCTIONS.....
...."::::::
170 FOR J=1 TO 11
180 READ A,B,C
190 CALL SOUND(A,B,0,C,0)
200 NEXT J
210 DATA 125,262,131,125,294,131,25
0,156,131,250,131,147,250,262,1
31,100,262,131
220 DATA 100,294,123,100,311,131,10
0,392,131,100,294,131,100,311,1
31,200,131,262
230 CALL SOUND(200,131,0,262,3,523,
3)
240 FOR DELAY=1 TO 500
250 NEXT DELAY
260 CALL CLEAR
270 PRINT "GET THE GOLD IS AN ADVEN
TURE": "GAME, WHERE THE PLAYER
MUST": "ANSWER CERTAIN QUESTION
S AS":
280 PRINT "HE WANDERS THROUGH THE":
"CHAMBERS AND TUNNELS OF A": "
TWO-LEVEL MAZE."::::::
290 PRINT "PRESS ANY KEY TO CONTINU
E...":
300 CALL KEY(0,K,S)
310 IF S=0 THEN 300
320 CALL CLEAR
330 PRINT "THE PROGRAM"
340 PRINT "----"
350 PRINT
360 PRINT "YOU ARE GIVEN 1,000 GOLD
": "PIECES, AND THEN TRANSPORTED
": "TO THE LOWER LEVEL OF A 128-
":
370 PRINT "CHAMBER, TWO-LEVEL DUNGE
ON": "(64 CHAMBERS PER LEVEL).":
380 PRINT "YOUR GOAL IS TO ESCAPE W
ITH": "AS MUCH GOLD AS POSSIBLE.
": "GOLD PIECES ARE ACQUIRED BY":
390 PRINT "ANSWERING THE QUESTION A
SKED": "BY THE MONSTERS THAT INH
ABIT": "THE DUNGEON.":
400 PRINT "EACH TIME AN ANSWER IS":
"CORRECT, GOLD IS GIVEN AS A":
REWARD. IF THE ANSWER IS":
410 PRINT "INCORRECT, THEN GOLD IS"
:"TAKEN AWAY.":
420 PRINT "PRESS ANY KEY TO CONTINU
E..."
430 CALL KEY(0,K,S)
440 IF S=0 THEN 430
```



Janice Fary


```

450 CALL CLEAR
460 PRINT "THE QUESTION"
470 PRINT "----"
480 PRINT
490 PRINT "THE MONSTERS WILL ASK YOU": "ONE SPECIAL QUESTION AS YOU": "TRAVEL THROUGH THE DUNGEON"
500 PRINT "WHERE IS THE GOLD?": "HINT: WHERE WOULD YOU PUT": "1, 000 GOLD PIECES IF YOU":
510 PRINT "WERE CARRYING THEM?": "PRESS ANY KEY TO CONTINUE..."
520 CALL KEY(0,K,S)
530 IF S=0 THEN 520
540 CALL CLEAR
550 PRINT "MOVES"
560 PRINT "-----"
570 PRINT
580 PRINT "AS YOU MOVE THROUGH THE": "DUNGEON YOU WILL ENCOUNTER": "MONSTERS, THIEVES, EMPTY":
590 PRINT "CHAMBERS, TRAP DOORS, SECRET": "DOORS LEADING INTO NORTH": "SOUTH AND EAST-WEST TUNNELS",
600 PRINT "AND SUPER KEYS.": "TO MOVE, ENTER THE LETTER": "IN PARENTHESES FOR THE": "DESIRED MOVE OR ACTION":
610 PRINT "1- (N)ORTH{3 SPACES}2- (E)AST": "3- (S)OUTH{3 SPACES}4- (W)EST": "5- (Q)UIT [ENDS GAME]"
620 PRINT "6- (G)OLD [GIVES GOLD COUNT]": "7- (U)P [USED AT STAIRWAYS]":
630 PRINT "PRESS ANY KEY TO CONTINUE..."
640 PRINT
650 CALL KEY(0,K,S)
660 IF S=0 THEN 650
670 CALL CLEAR
680 PRINT "GAME RATING"
690 PRINT "-----"
700 PRINT
710 PRINT "AFTER YOU COMPLETE THE GAME,": "A GAME RATING IS DISPLAYED,": "ALONG WITH THE NUMBER OF":
720 PRINT "GOLD PIECES ACQUIRED AND": "NUMBER OF TURNS IT TOOK YOU": "TO FIND YOUR WAY OUT.":
730 PRINT "THE RATING WILL BE SOMEWHERE": "BETWEEN -500 AND +1000. THE": "HIGHER THE NUMBER, THE":
740 PRINT "BETTER THE RATING. A": "NEGATIVE NUMBER INDICATES A": "POOR RATING.": "GOOD LUCK!!!!"
750 PRINT "PRESS ENTER....."
760 CALL KEY(0,K,S)
770 IF S=0 THEN 760
780 CALL CLEAR
790 PRINT "TO PLAY:": "{4 SPACES}TYPE NEW, THEN OLD CS1":
800 FOR DELAY=1 TO 1000
810 NEXT DELAY

```

Program 2: Get The Gold

```

100 CALL CLEAR
110 FOR CC=1 TO 8
120 CALL COLOR(CC,5,11)
130 NEXT CC
140 CALL SCREEN(11)
160 FOR DDD=1 TO 500
170 NEXT DDD
180 CALL CLEAR
190 PRINT "GET THE GOLD!": "AN ENCHANTED ADVENTURE":
200 PRINT "FOR J=1 TO 2"
210 IA=200
230 CALL SOUND(IA,131,0,262,3,523,3)
240 CALL SOUND(IA,147,0,294,3,587,3)
250 CALL SOUND(IA,131,0,311,3,622,3)
260 CALL SOUND(IA,156,0,311,3,622,3)
270 CALL SOUND(IA,131,0,294,3,587,3)
280 CALL SOUND(IA,156,0,294,3,587,3)
290 CALL SOUND(IA*2,131,0,262,3,523,3)
300 CALL SOUND(IA,156,0,262,3)
310 CALL SOUND(IA,123,0,294,3)
320 CALL SOUND(IA,131,0,311,3)
330 CALL SOUND(IA,156,0,392,3)
340 CALL SOUND(IA,131,0,294,3)
350 CALL SOUND(IA,156,0,311,3)
360 CALL SOUND(IA*2,131,0,262,3)
370 NEXT J
380 CALL CLEAR
390 CALL SCREEN(14)
400 FOR CC=1 TO 8
410 CALL COLOR(CC,16,14)
420 NEXT CC
430 DIM P(9,9,2)
440 PRINT "YOU WILL BE TAKEN TO":
450 PRINT "THE DUNGEON":
460 FOR DELAY=1 TO 500
470 NEXT DELAY
480 CALL CLEAR
490 RANDOMIZE
500 MA=0
510 CA=0
520 G=1000
530 M1=1
540 K=0
550 PRINT "WHO ART THOU?":
560 INPUT A$
610 CALL CLEAR
620 GOSUB 860
630 CALL SCREEN(7)
640 FOR CC=1 TO 8
650 CALL COLOR(CC,16,7)
660 NEXT CC
670 PRINT "YOU CARRY 1000 GOLD PIECES WITH YOU":
680 GOSUB 860
690 PRINT A$; ". . . OFF YOU GO . . ."
700 GOSUB 860
710 GOSUB 900
720 CALL CLEAR
730 CALL SCREEN(2)
740 FOR CC=1 TO 8
750 CALL COLOR(CC,16,2)
760 NEXT CC
770 PRINT "YOU HAVE ARRIVED AT . . ."
780 PRINT "THE DUNGEON . . . BOTTOM LEVEL":
790 PRINT "YOU WILL COME ACROSS {8 SPACES}MONSTERS":
800 PRINT "THIEVES, AND GOLD. . . BUT WATCH":
810 PRINT "YOUR STEP . . ."

```

```

820 PRINT "TRAP DOORS CAN BE COSTLY.
      . ."
830 FOR AB=1 TO 2000
840 NEXT AB
850 GOTO 1840
860 REM
870 FOR Z2=1 TO 400
880 NEXT Z2
890 RETURN
900 REM
910 FOR X=1 TO 8
920 FOR Y=1 TO 8
930 FOR Z=1 TO 2
940 P(X,Y,Z)=INT(RND*7)+1
950 NEXT Z
960 NEXT Y
970 NEXT X
980 REM
990 H=INT(RND*3)+1
1000 FOR A=1 TO 2
1010 FOR N=1 TO H
1020 X=INT(RND*8)+1
1030 Y=INT(RND*8)+1
1040 P(X,Y,A)=8
1050 NEXT N
1060 NEXT A
1070 S=INT(RND*4)+2
1080 FOR A=1 TO 2
1090 FOR N=1 TO S
1100 X=INT(RND*8)+1
1110 Y=INT(RND*8)+1
1120 P(X,Y,A)=9
1130 NEXT N
1140 NEXT A
1150 RETURN
1160 REM
1170 L1=L1-1
1180 PRINT "YOU WALK UP THE STAIRWAY.
      ...":
1190 N=1
1200 X=INT(RND*5)
1210 IF X=2 THEN 1270
1220 CALL SOUND(5,-3,5)
1230 CALL SOUND(30,-7,20)
1240 CALL SOUND(500,-7,30)
1250 N=N+1
1260 IF N=15 THEN 1290 ELSE 1200
1270 CALL SOUND(60,-7,20)
1280 GOTO 1240
1290 REM
1300 GOSUB 860
1310 CALL SCREEN(11)
1320 FOR CC=1 TO 8
1330 CALL COLOR(CC,5,11)
1340 NEXT CC
1350 PRINT "YOU PUT THE SUPER KEY INT
      O THE LOCK . . . . ."
      ::
1360 GOSUB 860
1370 PRINT "THE DOOR IS OPEN":
1380 CALL SOUND(125,131,0)
1390 CALL SOUND(125,147,0)
1400 CALL SOUND(500,165,0)
1410 CALL SOUND(250,165,0)
1420 CALL SOUND(250,165,0)
1430 CALL SOUND(250,147,0)
1440 CALL SOUND(250,165,0)
1450 CALL SOUND(750,175,0)
1460 CALL SOUND(500,165,0)
1470 FOR A=0 TO 30 STEP 5
1480 CALL SOUND(-99,698,A,1924,A)
1490 NEXT A
1500 FOR A=0 TO 30 STEP 5
1510 CALL SOUND(-99,554,A,1527,A)
1520 NEXT A
1530 GOSUB 860
1540 IF L1=0 THEN 1620
1550 MA=0
1560 K=0
1570 K4=INT(RND*4)+4
1580 CB=CA+K4
1590 PRINT "YOU ARE AT . . . THE UPPE
      R LEVEL":
1600 GOSUB 860
1610 GOTO 1900
1620 PRINT "YOU FOUND YOUR WAY . . .
      . . .":
1630 PRINT "OUT OF THE DUNGEON":
1640 CALL SOUND(1000,262,2,330,2,392,
      2)
1650 CALL SOUND(1000,349,2,392,2,440,
      2)
1660 PRINT "YOU HAVE ACQUIRED ";G;" G
      OLD PIECES.":
1670 FOR J=1 TO 11
1680 READ MMM,NNN,000
1690 CALL SOUND(MMM,NNN,0,000,0)
1700 NEXT J
1710 DATA 125,262,131,125,294,131,250
      ,156,131,250,131,147,250,262,131
      ,100,262,131
1720 DATA 100,294,123,100,311,131,100
      ,392,131,100,294,131,100,311,131
      ,125,262,131,200,131,262
1730 CALL SOUND(200,131,0,262,3,523,3
      )
1740 GOSUB 1760
1750 GOTO 2690
1760 GG=G+100
1770 R=INT((GG*CA-7000+1)/M1)
1780 PRINT
1790 PRINT "YOUR RATING IS ";R
1800 PRINT
1810 IF G<=0 THEN 5380
1820 PRINT "IT TOOK YOU ";M1;"
      {10 SPACES}TURNS TO FIND THE WAY
      OUT":
1830 RETURN
1840 REM
1850 C=INT(RND*8)+1
1860 D=INT(RND*8)+1
1870 P(C,D,2)=1
1880 L1=2
1890 K4=INT(RND*4)+4
1900 CALL CLEAR
1910 A=P(C,D,L1)
1920 GOSUB 860
1930 ON A GOSUB 2960,3010,3060,3060,3
      140,3730,3800,3860,4170
1940 PRINT
1950 IF G<=0 THEN 2570
1960 PRINT A$;" WHAT IS YOUR ACTION?
      "
1970 PRINT
1980 PRINT "(N)ORTH, (S)OUTH, (E)AST,
      {3 SPACES}(W)EST, (U)P, (G)OLD,
      OR{4 SPACES}(Q)UIT":
1990 CALL KEY(0,K,S)
2000 IF S=0 THEN 1990
2010 CALL CLEAR
2020 M1=M1+1
2030 IF M1>=140/L1 THEN 5270
2040 IF K=78 THEN 2150
2050 IF K=69 THEN 2200
2060 IF K=83 THEN 2250
2070 IF K=87 THEN 2300
2080 IF K=85 THEN 2350
2090 IF K=71 THEN 2410

```

```

2100 IF K=81 THEN 2120
2110 GOTO 1960
2120 END
2130 PRINT
2140 GOTO 1940
2150 REM
2160 IF A=7 THEN 2450
2170 IF (D-1)=0 THEN 2780
2180 D=D-1
2190 GOTO 1900
2200 REM
2210 IF A=6 THEN 2510
2220 IF (C+1)=9 THEN 2840
2230 C=C+1
2240 GOTO 1900
2250 REM
2260 IF A=7 THEN 2450
2270 IF (D+1)=9 THEN 2880
2280 D=D+1
2290 GOTO 1900
2300 REM
2310 IF A=6 THEN 2510
2320 IF (C-1)=0 THEN 2920
2330 C=C-1
2340 GOTO 1900
2350 CALL CLEAR
2360 IF A<>9 THEN 2380
2370 IF K>-1 THEN 1160
2380 PRINT "YOU ARE NOT AT A STAIRWAY
. "":
2390 GOSUB 860
2400 REM
2410 REM
2420 CALL CLEAR
2430 PRINT "YOU HAVE ";G;" GOLD PIECE
S. "":
2440 GOTO 1940
2450 REM
2460 PRINT
2470 CALL CLEAR
2480 PRINT "YOU ARE IN AN EAST-WEST
{5 SPACES}TUNNEL":
2490 PRINT "YOU CAN ONLY GO EAST OR W
EST":
2500 GOTO 1940
2510 REM
2520 PRINT
2530 CALL CLEAR
2540 PRINT "YOU ARE IN A NORTH-SOUTH
{4 SPACES}TUNNEL":
2550 PRINT "YOU CAN ONLY GO NORTH OR
{4 SPACES}SOUTH":
2560 GOTO 2500
2570 REM
2580 GOSUB 860
2590 PRINT
2600 CALL SOUND(250,139,2)
2610 CALL SOUND(10,2000,2)
2620 CALL SOUND(250,139,2)
2630 CALL SOUND(10,2000,2)
2640 CALL SOUND(500,185,2)
2650 PRINT "YOU LOST ALL YOUR GOLD AN
D YOU WERE":
2660 PRINT " . . . UNABLE TO ESCAPE
{4 SPACES}THE DUNGEON IN TIME. "":
:::
2670 PRINT "MAYBE NEXT TIME":
2680 GOSUB 1760
2690 PRINT
2700 PRINT "ANOTHER GAME?":
2710 PRINT "ENTER '1'-YES '0'-NO":
2720 INPUT AA
2730 CALL CLEAR
2740 IF AA<>1 THEN 2770

2750 CALL CLEAR
2760 GOTO 450
2770 END
2780 CALL CLEAR
2790 PRINT "YOU ARE AT THE NORTH WALL
":
2800 CALL SOUND(-500,400,2,-4,2)
2810 PRINT "YOU CANNOT PASS THROUGH":
:
2820 PRINT "TRY ANOTHER DIRECTION.":
2830 GOTO 1940
2840 CALL CLEAR
2850 PRINT "YOU ARE AT THE EAST WALL"
::
2860 CALL SOUND(-500,400,2,-4,2)
2870 GOTO 2810
2880 CALL CLEAR
2890 PRINT "YOU ARE AT THE SOUTH WALL
":
2900 CALL SOUND(-500,400,2,-4,2)
2910 GOTO 2810
2920 CALL CLEAR
2930 PRINT "YOU ARE AT THE WEST WALL"
::
2940 CALL SOUND(-500,400,2,-4,2)
2950 GOTO 2810
2960 REM
2970 PRINT
2980 PRINT "YOU ARE IN A . . . . .
. "":
2990 PRINT " . . . . . EMPTY CHAMBER":
3000 RETURN
3010 REM
3020 PRINT
3030 PRINT "YOU ARE IN A SMOKEY . . .
. "":
3040 PRINT " . . . . . EMPTY CHAM
BER":
3050 RETURN
3060 CALL CLEAR
3070 GOSUB 5220
3080 RANDOMIZE
3090 M4=INT(RND*10)+1
3100 GOSUB 4290
3110 ON M4 GOSUB 4410,4520,4720,4810,
4410,4720,4520,4520,4410,4810
3120 PRINT
3130 RETURN
3140 CALL CLEAR
3150 PRINT "THERE'S A THIEF IN THIS R
OOM":
3160 FOR I=1 TO 5
3170 CALL SOUND(500,110,2)
3180 CALL SOUND(-500,330,1)
3190 NEXT I
3200 P(C,D,L1)=2
3210 GOSUB 860
3220 G4=INT(350/L1*RND)+1
3230 RANDOMIZE
3240 Y=INT(RND*8)+1
3250 IF Y<=5 THEN 3600
3260 PRINT
3270 PRINT " . . . . . HE SURPRISES Y
OU. "":
3280 GOSUB 860
3290 PRINT "AS HE QUICKLY RUNS BY HE"
:::
3300 PRINT "STEALS . . . ";G4;" GOLD
{4 SPACES}PIECES":
3310 G=G-G4
3320 REM
3330 GOSUB 860
3340 PRINT "YOU SEARCH THE ROOM AND F
IND "":

```

```

3350 RANDOMIZE
3360 ZZZ=INT(RND*14)+1
3370 ON ZZZ GOSUB 3390,3490,3410,3430
      ,3450,3470,3490,3490,3510,3390,3
      530,3550,3570,3490
3380 GOTO 3590
3390 PRINT "A DEAD MAN":
3400 RETURN
3410 PRINT "A MOLDY COFFIN"
3420 RETURN
3430 PRINT "A ROACH"
3440 RETURN
3450 PRINT "A SLAIN MONSTER"
3460 RETURN
3470 PRINT "A PIECE OF BREAD"
3480 RETURN
3490 PRINT "A TREASURE CHEST":
3491 GOSUB 860
3492 PRINT "YOU OPEN THE LID.....
      ..":
3493 GOSUB 860
3494 RANDOMIZE
3495 G54=INT(RND*2000)+1
3496 PRINT "AND FIND";G54;" GOLD PIEC
      ES."
3497 G=G+G54
3498 PRINT
3500 RETURN
3510 PRINT "A TI HOME COMPUTER"
3520 RETURN
3530 PRINT "AN OLD SWORD"
3540 RETURN
3550 PRINT "A CANDLE"
3560 RETURN
3570 PRINT "THE WIZARDS REWARD-1,000
      {4 SPACES}GOLD PIECES"
3580 G=G+1000
3590 RETURN
3600 PRINT "YOU SURPRISED THE THIEF .
      .":
3610 GOSUB 860
3620 PRINT "AS HE RUNS OUT HE DROPS .
      .":
3630 PRINT " . . . . ";G4;" GOLD PIEC
      ES":
3640 PRINT "YOU PICK UP THE GOLD PIEC
      ES":
3650 G=G+G4
3660 IF M1=1 THEN 3670 ELSE 3680
3670 RETURN
3680 MA=INT(RND*4)+1
3690 IF M1<=2 THEN 3700 ELSE 3710
3700 MA=1
3710 IF MA=1 THEN 3340
3720 RETURN
3730 CALL CLEAR
3740 PRINT
3750 GOSUB 5440
3760 REM
3770 PRINT " . . . ENTER A NORTH-SOUT
      H TUNNEL":
3780 GOSUB 5400
3790 RETURN
3800 CALL CLEAR
3810 PRINT
3820 GOSUB 5440
3830 PRINT " . . . ENTER AN EAST-WEST
      {3 SPACES}TUNNEL":
3840 GOSUB 5400
3850 RETURN
3860 REM
3870 CALL SOUND(250,139,2)
3880 CALL SOUND(10,2000,2)
3890 CALL SOUND(250,139,2)
3900 CALL SOUND(10,2000,2)
3910 CALL SOUND(500,185,2)
3920 PRINT "YOU STEPPED ON A . . . .
      . TRAP DOOR":
3930 GOSUB 860
3940 TD=INT(RND*4)+1
3950 IF TD>=3 THEN 3990
3960 PRINT
3970 PRINT "BUT . . YOU CAUGHT YOURS
      ELF":
3980 RETURN
3990 IF L1=2 THEN 4100
4000 L1=L1+1
4010 K=1
4020 PRINT "YOU FELL THRU TO . . . .
      . THE BOTTOM LEVEL . . . . AND"
      :
4030 G=100
4040 GOSUB 860
4050 PRINT
4060 PRINT "YOU LOST MOST OF YOUR GOL
      D PIECES":
4070 PRINT "YOU HAVE . . . ";G;" GOLD
      {3 SPACES}PIECES LEFT":
4080 PRINT "BUT, YOU STILL HAVE YOUR
      KEY":
4090 RETURN
4100 PRINT "YOU FELL INTO A DEEP . .
      PIT":
4110 GOSUB 860
4120 PRINT "YOU'RE LUCKY . . . . .
      .":
4130 PRINT "YOU DID'NT GET HURT":
4140 GOSUB 860
4150 PRINT "BUT IN CLIMBING OUT . . .
      .":
4160 GOTO 5310
4170 PRINT "YOU ARE AT A STAIRWAY":
4180 PRINT " . . . . GOING UP . . .
      .":
4190 N=1
4200 FOR F=700 TO 900 STEP 5
4210 CALL SOUND(-99,F,0)
4220 NEXT F
4230 FOR F=900 TO 700 STEP -8
4240 CALL SOUND(-99,F,0)
4250 NEXT F
4260 N=N+1
4270 IF N=2 THEN 4280 ELSE 4200
4280 RETURN
4290 CALL SOUND(250,147,0,294,0)
4300 CALL SOUND(175,147,0,294,0)
4310 CALL SOUND(75,147,0,294,0)
4320 CALL SOUND(250,147,0,294,1)
4330 CALL SOUND(175,175,0,349,0)
4340 CALL SOUND(75,165,0,330,0)
4350 CALL SOUND(175,165,0,330,0)
4360 CALL SOUND(75,147,0,294,1)
4370 CALL SOUND(175,147,0,294,0)
4380 CALL SOUND(75,131,0,262,0)
4390 CALL SOUND(500,147,0,294,0,587,0
      )
4400 RETURN
4410 PRINT "HALT *** I AM DRA":
4420 GOSUB 4860
4430 GOSUB 4900
4440 INPUT P$
4450 IF P$="BAG" THEN 4500
4460 IF P$="IN BAG" THEN 4500
4470 REM
4480 GOSUB 5080
4490 RETURN
4500 GOSUB 4930
4510 RETURN

```

```

4520 PRINT "STOP *** I AM BUS":
4530 GOSUB 4860
4540 GOSUB 4900
4550 INPUT P$
4560 IF A$="IN BAG" THEN 4600
4570 IF P$="BAG" THEN 4600
4580 GOSUB 5080
4590 RETURN
4600 GOSUB 4930
4610 RETURN
4620 GOSUB 900
4630 H=1
4640 O=9
4650 W=8
4660 B=0
4670 E=5
4680 R=14
4690 C=0
4700 PR=0
4710 GOTO 1840
4720 PRINT "HALT *** I AM LUM!!!":
4730 GOSUB 4860
4740 GOSUB 4900
4750 INPUT P$
4760 IF P$="BAG" THEN 4790
4770 GOSUB 5080
4780 RETURN
4790 GOSUB 4930
4800 RETURN
4810 PRINT "BEWARE OF TRAP DOORS":
4820 CALL SOUND(500,220,0,330,0,440,0)
4830 CALL SOUND(250,330,0,440,0,550,0)
4840 REM
4850 RETURN
4860 PRINT
4870 PRINT "*** YOU MAY NOT PASS
(8 SPACES)THROUGH UNTIL":
4880 PRINT "*** YOU TELL ME WHERE THE
(3 SPACES)GOLD IS":
4890 RETURN
4900 REM
4910 RETURN
4920 CALL CLEAR
4930 PRINT "GOOD, YOU MUST BE REWARDED
.. "
4940 PRINT
4950 G4=INT(400/L1*RND)+25
4960 K=1
4970 G=G+G4
4980 GOSUB 860
4990 PRINT "YOU WIN ";G4;" GOLD PIECE
S":
5000 GOSUB 5180
5010 P(C,D,L1)=1
5020 CA=CA+1
5030 IF K=1 THEN 5040 ELSE 5050
5040 RETURN
5050 IF CA=K4 THEN 5170
5060 IF L1=1 THEN 5290
5070 RETURN
5080 PRINT
5090 PRINT "YOU LIE":
5100 PRINT "NO REWARD FOR YOU":
5110 PRINT
5120 G4=INT(350/L1*RND)+1
5130 G=G-G4
5140 GOSUB 860
5150 PRINT "I WIN ";G4;" GOLD PIECES"
:
5160 RETURN
5170 GOSUB 860
5180 K=1
5190 PRINT "YOU HAVE FOUND THE SUPER
KEY":

```

```

5200 GOSUB 860
5210 RETURN
5220 PRINT "YOU DISTURBED A MONSTER I
N(8 SPACES)HIS CHAMBER":
5230 GOSUB 860
5240 PRINT "AND HE SPEAKS . . . . .
. ":
5250 GOSUB 860
5260 RETURN
5270 GOSUB 5180
5280 GOTO 2040
5290 IF CA=CB THEN 5170
5300 RETURN
5310 G=100
5320 GOSUB 860
5330 PRINT
5340 PRINT "YOU . . . . . DROPPED":
5350 PRINT "MOST OF YOUR GOLD PIECES.
":
5360 PRINT "YOU HAVE . . ";G;" GOLD
(5 SPACES)PIECES LEFT.":
5370 RETURN
5380 REM
5390 RETURN
5400 PRINT "THE DOOR CLOSSES AND LOCKS
(3 SPACES)BEHIND YOU":
5410 CALL SOUND(1000,8207,30,8803,30,
500,30,-8,5)
5420 GOSUB 860
5430 RETURN
5440 PRINT "YOU OPEN A SECRET DOOR AN
D ":
5450 CALL SOUND(1000,8207,30,8803,30,
500,30,-8,5)
5460 GOSUB 860
5470 RETURN

```

©

TEXAS INSTRUMENTS 99/4A



FLIGHT SIMULATOR

Learn to fly with the Dow-4 Gazelle, a realistic IFR simulation of a typical 4-place private plane. It is not a game. A manual with 30 pages of text plus 7 figures helps the novice learn to fly. Experienced pilots will enjoy flying the ILS approach. Response time under 1 sec average. Display shows full panel (10 dials and 11 lights) and indicates position of runway for landing. Realistic sound effects. See reviews in Jan 83 99'er and Jun 83 AOPA Pilot. Requires joystick. Cassette. \$30.

EDITOR/ASSEMBLER

The Dow E/A turns your TI into an assembly language machine. For use with TI's Mini Memory Module. Fast and convenient. Allows use of entire RAM. Manual includes sample program with detailed explanations. See review in Aug 83 99'er. Cassette. \$25.

ASSEMBLY LANGUAGE PRIMER

Teaches TI assembly language in step by step fashion for Basic programmers. Explains concepts in detail with many examples. This is what you have been waiting for if you haven't been able to understand the TI Editor/Assembler manual. \$20
(Dow E/A and PRIMER \$40)

For additional information, write or call 412-521-9385. To order, send check or MO U.S. funds:

JOHN T. DOW
6560 Rosemoor Street
Pittsburgh, Pa. 15217

Postage to U.S. and Canada included. (If foreign, add U.S. \$2.) Pa. residents add 6%

64 Mosaic Puzzle

Bruce Jordan


Translation by Chris Metcalf, Programming Assistant

In our October issue, we published a game, "Mosaic Puzzle," with versions for several computers. Program 2, which was identified as the 64 version, actually runs on the VIC. Here is the 64 version.

"Mosaic Puzzle" is a computer version of those sliding-squares puzzles that used to drive people nuts before the advent of Rubik's Cube. The object of the game is to arrange the 15 squares (1 - 8 and A - F) into some predetermined order by sliding them around in their frame. The first few moves are easy, but as the game progresses, it gets a lot more complicated. You'll find yourself rearranging everything just to get the last few squares in place.

When you start the game, you're asked if you wish to set a time limit. If you answer Y for yes, enter the time limit in one line with no spaces or punctuation between the values. For example, for a 1-hour, 23-minute limit, enter 012300. If no time limit is selected, the screen will display elapsed time and TIME LIMIT: NONE.

Next, enter the goal order that you will try to match to win the game. Note that some goals cannot be reached from the given starting arrangement. If you reach a point where only two adjacent tiles must be switched to complete the puzzle, then your goal is unreachable. You can also select various keys for up, down, left, and right movement. If you prefer a joystick, use port two. When you are playing, pressing the RETURN key or the fire button allows you to pause momentarily before resuming the game, restarting the program, or stopping entirely. Breaking off and resuming has no effect on the time clock (displayed at the top of the screen along with the time limit).



64 Mosaic Puzzle

```
100 POKE53280,14:POKE53281,6:POKE55,176:P
OKE56,29:CLR:POKE54276,8:POKE54283,8
110 POKE54277,0:POKE54278,255:POKE54284,0
:POKE54285,255:POKE54296,15
120 S=1355:SC=S+54272:DIMA$(16)
130 PRINT"{CLR}":G=1632:X=0:DX=1:P=55904:
S1=54276:S2=54283:AD=1232:R=14
140 PRINT"{CLR}{DOWN}"TAB(11)"HEX NUMBER
{SPACE}PUZZLE"TAB(51)"[17 Y]{DOWN}"
150 :
160 :
170 REM FIND TIME LIMIT, MOVE KEYS
180 PRINT"[7] DO YOU WANT A TIME LIMIT?
":GOSUB270
190 IFIN$<>"Y"THEN240
200 H=1:INPUT"{HOME}{6 DOWN} HOURS MINS S
ECS (6 DIGITS)":T$:IFLEN(T$)<>6THEN200
210 IFLEFT$(T$,2)>"23"ORLEFT$(T$,2)<"0"TH
EN200
220 IFMID$(T$,3,2)>"59"ORMID$(T$,3,2)<"0"
THEN200
```

SCRIPT 64

SCRIPT 64™ Makes Your World Letter Perfect

SCRIPT 64 moves you into the exclusive neighborhood of sophisticated word processing for an amazing \$99.95.

In addition to all the standard text editing features most higher priced systems offer, SCRIPT 64 also gives you an 80 column format and a built-in spelling dictionary...all in one program for the Commodore 64™.

To make your world letter perfect, ask your dealer for a demonstration of SCRIPT 64 today.

Developed by:



**Richvale
Telecommunications,
LTD.**

Distributed by:

Warehouse 1, Inc.
Eastern U.S. 800-253-5330
Western 800-255-0056

Computer Marketing
Services, Inc.
800-222-0585

DES-Data
Equipment Supply
213-923-9361

Also available for the IBM-PC.

Script 64, Commodore 64 and IBM-PC are registered trademarks of Richvale Communications LTD., Commodore Electronics Limited, and International Business Machines, Corp. respectively.

A Product of:



Blue Sky Software
Ashland Office Center
Evesham & Alpha Avenues
Voorhees, NJ 08043
609-795-4025

www.commodore.ca

```

230 IFRIGHT$(T$,2)>"59"ORRIGHT$(T$,2)<"0"
    THEN200
240 PRINT"{DOWN} KEY FOR UP: ";:GOSUB270:
    U$=IN$:PRINT"{DOWN} FOR DOWN: ";:GOSU
    B270:D$=IN$
250 PRINT"{DOWN} FOR LEFT: ";:GOSUB270:L$
    =IN$:PRINT"{DOWN} FOR RIGHT: ";:GOSUB
    270:R$=IN$
260 GOTO310
270 PRINT"[+]";:WAIT198,255:GETIN$:PRIN
    T"{LEFT}";:POKE216,1:PRINTIN$:RETURN
280 :
290 :
300 REM FIND GOAL ORDER
310 PRINT"{CLR}"TAB(43)"ENTER GOAL SETUP"
320 PRINT"{DOWN}{3 SPACES}1 2 3 4 5 6 7 8
    9"SPC(23)"A B C D E F {RVS}SPACE"
330 PRINTTAB(5)"{DOWN}IN ANY ORDER":PRINT
    TAB(248)"GOAL
340 FORK=0TO3:POKE1592+K,100:POKE1792+K,9
    9:POKE55864+K,R:POKE56064+K,R
350 POKE1631+K*40,103:POKE1636+K*40,101:P
    OKE55903+K*40,R:POKE55908+K*40,R:NEXT
360 FORI=1TO16:POKEG+X,63:POKEP+X,1
370 WAIT198,255:GETA$(I):FORL=I-1TO0STEP-
    1:IFA$(I)=A$(L)THEN370
380 NEXT:IFA$(I)=" "THENFORK=0TO4:POKE554
    71+K,15:NEXT:B2=32:GOTO420
390 IF(A$(I)<"1"ORAS$(I)>"F")OR(A$(I)>"9"A
    NDA$(I)<"A")THEN370
400 B=VAL(A$(I)):B2=B+48:IFBTHENPOKE55417
    +2*B,15:GOTO420
410 B=ASC(A$(I))-64:B2=B:POKE55457+2*B,15
420 POKEG+X,B2:X=X+DX:IFX=4THENG=G+40:P=P
    +40:X=0
430 NEXT
440 :
450 :
460 REM SET UP WORK AREA
470 PRINT"{HOME}":FORI=0TO64:PRINT"
    {4 SPACES}";:NEXT:PRINT"{HOME}"TAB(12
    7)"PUZZLE"
480 FORK=0TO3:POKE1192+K,100:POKE55464+K,
    R:POKE1392+K,99:POKE55664+K,R
490 POKE1231+K*40,103:POKE55503+K*40,R:PO
    KE1236+K*40,101:POKE55508+K*40,R:NEXT
500 READA,B,C:IFA>0THENPOKEAD+A,B:POKE55
    504+A,C:GOTO500
510 FORI=1TO500:NEXT:POKES1-3,80:POKES1,3
    3:PRINT"{HOME}"TAB(28)"{10 DOWN}{RED}
    {WHT}!GO!{7}"
520 FORT=1TO300:NEXT:PRINT"{HOME}"TAB(28)
    "{10 DOWN}{4 SPACES}":POKES1,8:TI$="0
    00000"
530 PRINT"{HOME}"TAB(25)"LIMIT:{CYN}";:IF
    T$=""THENPRINT"NONE":GOTO580
540 PRINTLEFT$(T$,2)": "MID$(T$,3,2)": "RIG
    HT$(T$,2)"{7}"
550 :
560 :
570 REM LOOP MAIN CONTROL
580 PRINT"{HOME}TIME ELAPSED:{WHT}"LEFT$(
    TI$,2)": "MID$(TI$,3,2)": "RIGHT$(TI$,2
    )" {7}"
590 IFH=1ANDT$<=TI$THEN750
600 GETB$:J=31-PEEK(56320)AND31:IFB$=""AN
    DJ=0THEN580
610 IFB$=CHR$(13)ORJ=16THENWN=0:GOTO780
620 IFB$=D$OR(JAND2)THENDR=-40:CK=100:GOT

```

```

0660
630 IFB$=L$OR(JAND4)THENDR=1:CK=101:GOTO6
    60
640 IFB$=R$OR(JAND8)THENDR=-1:CK=103:GOTO
    660
650 DR=40:CK=99:IFB$<>U$AND(JAND1)=0THEN5
    80
660 IFPEEK(S+DR)=CKTHEN580
670 POKES,PEEK(S+DR):POKESC,PEEK(SC+DR):P
    OKES+DR,32:S=S+DR:SC=SC+DR
680 FORM=0TO120STEP40:FORN=0TO3:W=PEEK(AD
    +M+N)AND127:IFW<>PEEK(1632+M+N)THEN58
    0
690 NEXT:NEXT:PRINT"{HOME}"TAB(24)"
    {5 DOWN}{CYN}{RVS}YOU WIN!{7}":POKE
    S1-3,0:POKES1,33:WN=1
700 READN1,N2,D:IFN1=-1THENPOKES1,8:GOTO7
    80
710 POKES1-4,N1:POKES1-3,N2:FORT=1TOD:NEX
    T:GOTO700
720 :
730 :
740 REM END OF GAME
750 PRINT"{HOME}"TAB(23)"{5 DOWN}{WHT}
    {RVS}!YOU LOSE!{7}":POKES1-3,10:POK
    ES1,17:WN=1
760 POKES2-3,60:POKES2,129:FORT=1TO300:NE
    XT:POKES2,8:POKES1,8
770 :
780 TM$=TI$:PRINT"{HOME}"TAB(21)"{9 DOWN}
    (1) RESET
790 PRINTTAB(21)"{DOWN}(2) QUIT":IFWN=0TH
    ENPRINTTAB(21)"{DOWN}(3) AS YOU LEFT
    {SPACE}IT"
800 GETV$:IFV$<"1"ORV$>"3"THEN800
810 IFV$="1"THENRUN
820 IFV$="2"THENEND
830 IFWNTHEN800
840 PRINT"{HOME}{8 DOWN}":FORI=1TO6:PRINT
    TAB(21)"{18 SPACES}":NEXT
850 TI$=TM$:GOTO580
860 :
870 :
880 REM SETUP AND MUSIC DATA
890 DATA0,49,1,1,178,3,2,51,1,3,180,3
900 DATA40,53,1,41,182,3,42,55,1,43
910 DATA184,3,80,57,1,81,129,3,82,2,1
920 DATA83,131,3,120,4,1,121,133,3,122
930 DATA6,1,123,32,3,-1,-1,-1
940 DATA 96,22,150,0,0,50,96,22,75,0,0,50
    ,96,22,75,49,28,175,96,22,115,49,28
950 DATA175,135,33,250,0,0,0,-1,-1,-1 ©

```

SUPER FORTH 64™
TOTAL CONTROL OVER YOUR COMMODORE-64™
with almost
ENGLISH LANGUAGE PROGRAMMING EASE!

- Robotics, Fast Games, Graphics, Data Acquisition
- Process Control, Communications, Home Use

A Superset of MVPFORTH + Ext. for the beginner or professional


- 20 x faster than Basic.
- 1/3 x the programming time.
- Easy full control of all sound, hi res. graphics, color, sprite, and plotting using FORTH Words.
- Full cursor Screen Editor & Trace.
- "SAVETURNKEY" for application program distribution without licensing.
- FORTH equivalent Kernel Routines.
- Conditional Macro Assembler.
- More Compact than assembly code.
- Meets all fig. 79 standards.
- Extensive users manual, Beginners section keyed to "Starting FORTH" by Brodie & "All About FORTH" by Hayden.
- Direct control over all I/O ports RS232, IEEE, including memory & interrupts.
- Supports all C-64 peripherals.
- A superior product in every way!
- Also other products available.

\$89

IN STOCK immediate delivery.
 Phone in Order and we pay the shipping.
 -ORDER TODAY-

(MC & VISA accepted)
 Call: (415) 651-3160
PARSEC RESEARCH
 Drawer 1766-C
 Fremont, CA 94538
 • Dealer inquiries invited •

© PARSEC RESEARCH
 ESTABLISHED 1979
 Commodore 64 - TM of Commodore



AT LAST! **3-D scrolling action** **for the Commodore 64®**

Sentinel™ brings a new dimension to Commodore 64® games. From the cockpit of your starship your instruments signal the approach of life forms. You shudder in horror as the data describes a legendary terror. The Gorganitor approaches! Are you ready for this meeting?

THE WAIT IS OVER! **Shamus™ is here** **for the Commodore 64®**

The odor tells you the Shadow's there—in one of four levels of 32 rooms, each bristling with danger. You know it won't be a high school prom but there's no turning back! Arcade adventure more intense than the original with three new, never before seen maps. Videogame Player Magazine's game of the year!

Both games available at software dealers everywhere. Or order direct from Synapse Elite. Only \$34.95 plus \$2 shipping and handling (California residents add 6½% sales tax). Send check, money order or your Visa/Mastercard number.

synapse
SOFTWARE

5221 Central Avenue, Richmond, CA 94804 • (415) 527-7751

www.commodore.ca

Winnie The Pooh's Alphabet Adventures

Fred D'Ignazio, Associate Editor



One afternoon while Eric was riding his Big Wheel bike on the sidewalk in front of his house, a brown UPS truck pulled up, and a man hopped out and put some giant boxes on Eric's front porch. Eric went

and got his dad. His dad told him that inside the boxes was a new NEC Trek home computer that had been sent, on loan, from the NEC Home Electronics Company in Elk Grove Village, Illinois.

They set the computer up in Eric's bedroom. He liked the computer. It was neat to look at, with its ivory case, and its gray and orange keys. It was easy to use, too. He used its Micro Painter program to make pictures and its Electric Pencil program to do lots of gobbledygook processing.

The NEC Trek was special, too, because it had games with all of Eric's favorite Walt Disney characters. He wanted to play the games and see Mickey Mouse, Donald Duck, Cinderella, the 101 Dalmatians, and Winnie the Pooh. But, so far, he still hadn't played any of the games.

His dad had lots of excuses to explain why

the games weren't ready. He mumbled something about RAMs and ROMs and an extended BASIC cartridge that hadn't arrived.

Eric already had a game disk with the word WINNIE written in big letters in blue ink. The disk had a game called Winnie the Pooh's Alphabet Adventures. But his dad told him that they still didn't have a disk drive to put the disk into.

He really wanted to see the Winnie the Pooh program, so he put pressure on his dad to get his act together and find the equipment they needed to make the program work.

Pretty soon, more big brown boxes started arriving in the mail. Eric loved opening boxes. He had never run into a box he couldn't open. When he was only six months old, his parents put a box around him, with holes for his head, legs, and arms. On the side of the box his dad drew, in big letters, the words PAPER SHREDDER. And he drew lots of pretend dials and switches. It was Eric's first Halloween costume. He went to three



The first frame of Winnie the Pooh's Alphabet Adventures game is on the display screen. Next to the NEC Trek computer are several other games produced by the Walt Disney Educational Media Company.

Fred D'Ignazio is a computer enthusiast and author of several books on computers for young people. His books include Katie and the Computer (Creative Computing), Chip Mitchell: The Case of the Stolen Computer Brains (Dutton/Lodestar), The Star Wars Question and Answer Book About Computers (Random House), and How To Get Intimate With Your Computer (A 10-Step Plan To Conquer Computer Anxiety) (McGraw-Hill).

As the father of two young children, Fred has become concerned with introducing the computer to children as a wonderful tool rather than as a forbidding electronic device. His column appears monthly in COMPUTE!.

Kids climb to the top in our playground...

For the
Atari 400/800™
and Commodore 64™

Because we offer more than just educational games. Our unique software brings the magic touch of the **Edumate Light Pen™** together with the amazing computer voice of **S.A.M.™**, the Software Automatic Mouth, so children can interact directly with our teaching programs. **Playground Software™** makes learning and learning to use the computer child's play!



Animal Crackers™

Preschool
to Grade 3

Our playground of active, colorful animals will have your child spelling new words in no time at all. **Animal Crackers™** combines the use of the **Edumate Light Pen™** and children's fascination with animals and computers to teach your children the alphabet as they learn to spell. By simply touching a letter on the screen with the **Edumate Light Pen™**, your children will create a screen full of animals and other playful objects. Not only is it fun, it's educational!



Unleash the creative talents of the big kids and the little kids in your family with the first electronic coloring book. **Computer Crayons™** comes complete with ready-to-paint scenes and an artist's palette of vibrant color. Additional options permit you to save and restore pictures easily, draw circles, lines, boxes, and erase in a single stroke.

Let your imagination run wild with the Sketch Pad that allows you to create your own video paintings from scratch. Now anyone can transform our **Edumate Light Pen™** into an electronic paint brush with **Computer Crayons™**!

Computer Crayons™

For Kids of
All Ages



Alphabet Arcade™

Preschool
to Grade 1

The most fundamental lesson every child must learn is how to draw the letters of the alphabet. The **Alphabet Arcade™** utilizes the **Edumate Light Pen™** and an exciting arcade environment to provide the children with an innovative way to acquire basic lettering skills. Mistakes are noted immediately and correct entries rewarded in a series of action-packed settings that will delight and inspire your children. Discovering the alphabet has never been this much fun!



Playground Software™ presents a series of engrossing tales that use our **Edumate Light Pen™** and your child's imagination to tell a story.

Our first Bedtime Story enlists the aid of your child to help Little Red Riding Hood escape from the Mean Old Wolf, and has all the colorful animation and full-scale sound that children love.

Your child will be taught letter and word recognition while having all the fun that goes along with helping to tell a story. So let your child play a part in the first of our interactive and educational bedtime stories...**Little Red Riding Hood!**

Bedtime Stories™

Preschool
to Grade 3



All Playground Software is lightpen and joystick compatible.

Playground Software...Kids are all over us!

Each package \$29.95 on disk or cassette. Prices subject to change without notice. See your local dealer or order direct from p.o. box 3470, department c, chapel hill, north carolina 27514. Add \$3.00 for postage and handling. Credit card orders call 1-800-334-SOFT.



During December and January you can take advantage of our Special Christmas Offer and receive an **Edumate Light Pen™** (retail price \$29.95) for only \$14.95 when you purchase all four **Playground Software™** packages, or receive a 10% discount toward the purchase of the **Edumate Light Pen™** when you buy any **Playground Software™** program.

Atari 400/800™ and Commodore 64™ are trademarks of Atari Inc. and Commodore Electronics, Inc. respectively.

S.A.M.™ is a trademark of Don't Ask Software.

www.commodore.ca

How to get in touch

**KoalaPad™ Touch Tablet
puts the controls
at your
fingertips.**



Paint the screen with colorful graphics or play lightning-fast games with just a touch of your finger. The KoalaPad™ Touch Tablet makes using your computer more fun than ever before. Just moving your finger across the special touch-sensitive surface controls graphics, game commands, and much more. It's a great way to get the most out of your computer while you just sit back and

with your computer.

relax. The KoalaPad fits comfortably in the palm of your hand for easy use. And once you have it in

Dancing Bear™ brings a funny, furry cabaret star right into your home where your own programmed performances will win applause every time.



your hands, it's hard to put down. That's because the KoalaPad does much more than joysticks, paddle controllers or the "mouse." Each KoalaPad set is packaged with a KoalaWare™



Spider Eater™ the game that attacks musical education with a voracious appetite, taking a bite out of the task of learning the musical scale.

graphics program* for creating beautiful, high-resolution graphics right on the screen.

And that's just the beginning.

There's a full line of KoalaWare programs to choose from with a perfect

Logo Design Master™ uses computerized graphic design to help children and adults learn the basics of programming and prepare for more advanced applications.

combination of entertainment and education.

Add a touch of excitement today to your Apple®, Atari®, Commodore® or IBM® computer.

See the KoalaPad

Touch Tablet at the computer store nearest you. To locate the dealer in your area, call toll free 800-227-6703. (In California, 800-632-7979.)

Koala
Technologies Corporation

We make computing more personal.™



KoalaPad, KoalaWare, Logo Design Master, Spider Eater, and Dancing Bear are trademarks of Koala Technologies Corporation. Spellicopter is a trademark of DesignWare, Inc.

Koala Technologies Corporation,
3100 Patrick Henry Drive,
Santa Clara, Ca. 95050

*Software included with Touch Tablet varies with computer type.

Halloween parties, crawled around on the floor, and shredded any paper that he found in his path.

But Eric wasn't a baby any longer. He was four years old, and he could shred boxes the way he used to shred paper. When the computer boxes arrived, he opened all of them with his bare hands. Inside the boxes were the computer parts his dad had told him about. He helped his dad attach all the parts to the main computer that was sitting on a little table in Eric's bedroom.

Run, Winnie, Run!

Finally a box came with the last part. Eric huffed and puffed and "Hulked" open the box. Then he and his dad raced to his bedroom to put the missing part into the computer.

His dad turned on the power. The computer worked! Eric hopped around the room. He almost fell on the computer, he was so excited.

His dad let him put the Winnie the Pooh disk into the disk drive. He let Eric do everything on the computer all by himself. While he was working on the computer, sometimes he saw his dad put his hands over his eyes. Sometimes he saw him grit his teeth and look like he was going to cry. Sometimes he even heard him growl. But he always let Eric do everything. Because of this, Eric was getting pretty good at computers, even though he was only four years old.

His dad read from the NEC manual for the *Alphabet Soup* package. Eventually there would be two programs in the package: the Winnie the Pooh alphabet game and another game called Mickey's Lucky Stars. Mickey's Lucky Stars would teach Eric how to match small letters in the alphabet with big letters; and help him learn which letters come before other letters and which ones come after.


Eric's dad read the commands from the manual. He repeated the letters, one by one, and Eric typed them into the computer. When he was done, the command RUN "winnie." was on the screen. He pressed the RETURN button to send the command to the computer.

Out of the computer's speaker came the song "Winnie the Pooh," and the Pooh bear himself appeared on the screen. Beside him was a big, yellow, blinking question mark.


Just then the telephone rang, and Eric's dad took off. "I'll be right back!" he called.

"Sure," Eric thought. "In about a million years."

Eric didn't feel like waiting a million years. Besides, he knew what to do next, even without a manual. When he saw a question mark on the



What's fun to do and teaches, too?



That's an easy one: HesWare™ educational software.

The children with the most answers in school are usually the children who enjoy learning. HesWare helps develop your child's interest in learning by making it fun. And along the way, develop familiarity and proficiency with computers—a skill that is becoming more and more essential to success.

HesWare educational software combines enjoyment with a creative learning experience. Unlike video games, HesWare educational programs involve your child—and that keeps their interest. Whether it's creating colorful and artistic pictures with Turtle Graphics, making up funny faces with Facemaker™ or helping America's favorite canine, Benji, save kidnapped scientists (and learn about the solar system in the process,) or any of the programs in our education library, HesWare gives your children a positive attitude toward learning and technology.

It's not expensive to give your child a headstart on the future. HesWare programs are available for most popular home computers, including the Commodore VIC 20™, Commodore 64™, Atari®, and IBM®.

HesWare educational software. Just one of the ways HesWare is expanding the computer experience. And expanding your child's horizons. Look for them at your favorite software retailer.

Human Engineered Software, 150 North Hill Drive, Brisbane, CA 94005
800-227-6703 (in California 800-632-7979) Dept. C20

**Pleases the
tough
customer.**

HesWare™



HesWare is a trademark of Human Engineered Software. Facemaker is a trademark of Spinnaker Software. VIC 20 and Commodore 64 are trademarks of Commodore Electronics Ltd. Atari is a registered trademark of Atari, Inc. IBM is a registered trademark of International Business Machines.

www.commodore.ca

screen, that meant the computer wanted him to type something in. "But what should I type?" he wondered. He picked his favorite word: ERIC.

He typed an E, then began searching for the R. But before he got there, the disk drive light came on, the drive began clacking like his Big Wheel bike, and Winnie the Pooh vanished from the screen.

A moment later, a new screen appeared. It was divided into several rectangles, each a different color. The Winnie the Pooh character, Tigger, appeared in the upper left-hand corner of the screen. In the upper center portion of the screen, two E's appeared — one uppercase and one lowercase. On the right-hand side of the screen was an elephant. In the lower left-hand corner of the screen was a yellow box. The box was empty.

All these things appeared on the screen, but Eric didn't notice. He was still busy typing his name. He typed an I and a C, then he looked up.

His dad sailed back into the room. He looked at the screen. "Hey, that's great, Eric," he said. "How'd you do it?"

"By typing my name," Eric answered, not sure whether to be proud or puzzled. "It made an E, but it didn't make an R. Or an I. Or a C."

I Know What To Do!

"I wonder what we do, now," his dad said, peering closely at the screen. The NEC company had sent Eric and his dad about ten pounds of computer manuals to assist them on the computer. But the two of them rarely used manuals, especially when they were just getting started. The fun part of running new programs was to see if they could make them work without reading the instructions.

Eric's dad was naturally cautious around computers. He tried to figure out which button might make the program do something.

Eric had a better approach. When he didn't know what to do next, he pressed *all* the buttons.

His strategy worked. After only a few seconds and a couple of dozen buttons, he found one that did something. He pressed the DEL (Delete) key, and the empty yellow rectangle in the lower left-hand corner of the screen turned blue. He pressed the button again and it turned red. Then it turned green. Each time he pressed the button, it turned a new color.

When Eric pressed the E key, the computer played a little more of the Winnie the Pooh song then went back to the picture of Pooh and the big question mark.

"Hey!" Eric said. "E makes a picture. Then E makes the picture go away."

He pressed some more keys. He eventually made it up to the orange function keys on the top of the keyboard. When he pushed the F4 key,



This screen appears after the boy has typed the letter "J." The Winnie the Pooh character is Kanga. When the boy drags on the touch panel (in the lower corner, on the far right), his picture will appear in the box in the lower lefthand corner of the screen.

Winnie the Pooh, Tigger, and Rabbit appeared on the screen and, with musical accompaniment, waved goodbye.

"Oh, terrific!" said Eric's dad, more than a little distracted and disturbed by Eric's shotgun approach to using the computer. "Now you've terminated the program, and we've only gotten to see one letter."

Eric was momentarily stymied. But at the moment he felt like he could do anything — the way he felt when he was rustling up a jellybean, Cheerio, and dry-noodle stew in the kitchen, or tying his shoes, or stirring up Mowie's breakfast of gooey cat food and kibbles. He surveyed the keyboard. Then he was ready. "I know what to do," he said confidently, and began pressing all the keys at the same time.

He got to the F5 key and pressed it. Winnie and his friends disappeared. The title frame came back on. He had restarted the game. He looked up at his dad. "See?" he said.

All It Takes Is Teamwork

Eric and his dad worked well as a team. With their combined brainpower and Eric's penchant for button pushing, they soon figured out how to use the rest of the program.

For example, when Eric pressed the F1 button, the NEC thermal printer started making noises like a tire spinning on ice, and paper started creeping out with a copy of the picture on the computer display screen.

Eric loved this part. Printing pictures was so easy! Very quickly, his bedroom floor filled up with 4-inch by 4-inch scraps of paper featuring all the Pooh characters and creatures whose names began with every letter from A to Z.

KRELL *is* EDUCATION



CONNECTIONS

Krell's *Connections* is the most exciting development in educational computing since LOGO. *Connections* offers children of all ages a new world of entertainment and intellectual challenge. Parents and educators will be gratified by the intriguing yet serious nature of *Connections*.

Connections is accompanied by an initial set of data bases (included free with the game system) that deal with geography, chemistry, mammals, mathematics, tools, and everyday objects. *Connections* helps users to build their own data bases and to utilize the data bases created by others via the *Connections User Group Exchange Program*, 48K. **\$99.95**

New! ALEXANDER THE GREAT

Available at last!!! *Alexander The Great* is the ultimate game for developing word and arithmetic skills, far better than Scrabble™. *Alexander The Great* permits equal competition between players at different skill levels. Complete graphics and range of options make *Alexander The Great* the best and most challenging, educational tool ever devised. Available for all microcomputers and in a board version, 48K. **\$39.95**

KRELL'S SAT* PREP SERIES

42 program series. Complete coverage of all SAT* topics including The Test of Standard Written English. All materials presented in SAT* format and at the same level of difficulty encountered in SAT* Exams. Scoring and explanations provided instantly. Krell's unique logical design customizes this multi-disk set for each individual user. *Beware of imitations!*

\$299.95


70 POINT SAT* SCORE INCREASE WARRANTY

KRELL'S LOGO

The M.I.T. authorized version. Comprehensive 4-disk set includes two copies of LOGO for Apple II™, all utility programs and Sprite drivers, all M.I.T. demonstration programs, shape editor, music editor, 21 program *Alice in Logoland* Tutorial Series, and massive documentation including full color wall chart. THIS IS THE GENUINE ARTICLE! Unlike the version marketed by Apple Corporation, KRELL'S LOGO offers the full package of M.I.T. features including the ability to save pictures.

Spectacular Price \$89.95

**TOP RATED IN INFOWORLD
EXCELLENT IN ALL
CATEGORIES!**



New! PLATO'S CAVE

Spectacular game for aspiring scientists of all ages. Players probe *Plato's Cave* with light beams as they explore the relation between illusion and reality and the relation between evidence and inference. Graphic, dynamic, and challenging, with difficulty levels suitable for all, 48K. **\$49.95**

Available at Selected Dealers

ALSO AVAILABLE FROM KRELL: Botticelli, Galileo, Isaac Newton + F.G. Newton, Pythagoras and The Dragon, The Language of Math, Linear Equations, Descartes' Delight, Odyssey in Time, War of the Samurai, The Black Death, Electoral College and Primary Fight, Adventures in Flesh, Competency/Proficiency Skills, Galactic Magellan, Shelby Lyman Chess Tutorial Series. CALL OR WRITE FOR A COMPLETE CATALOG



N.Y. Residents add sales tax.
Payment in U.S.
dollars only.
Prices slightly higher outside U.S.

**DEALER INQUIRIES
INVITED**

KRELL SOFTWARE CORP.
The state of the art in educational computing

**1320 Stony Brook Road, Stony Brook, New York 11790
Telephone (516) 751-5139**

SAT and College Board are registered trademarks and service marks of the College Entrance Examination Board. Krell Software Corp. has no affiliation with the CEEB and is solely responsible for these programs. Krell's M.I.T. LOGO © 1981 Massachusetts Institute of Technology. Networks © 1983 by Popular Computing, Inc. A subsidiary of CW Communications, Inc., Framingham, MA. Scrabble is a registered trademark of Scahow and Light Company.



APPLE, ATARI, COMMODORE, IBM-PC, RADIO SHACK

Trademarks of Apple Comp. Corp., Atari Corp., Commodore Corp., IBM, Tandy Corp. www.commodore.com

For orders outside NY state Call 800-VICTORY

Solving The Mystery Of The Blank Box

The blank box in the lower left-hand portion of the screen was the greatest challenge. Even when Eric printed out the display screen, the box was empty. Why was it empty? Either the program was broken and the box was supposed to have something in it, or Eric and his dad were supposed to put something in the box themselves.

They tried using the joystick. That didn't work.

They pressed all the keys on the keyboard again. No luck there, either.

They were about ready to give up and peek at the Winnie the Pooh program's instructions. Then they figured it out. They could fill up the box by drawing things on the NEC Trek touch panel, a flat drawing tablet that reproduced a copy of a picture on the computer's display screen.

The touch panel freed Eric from the computer keyboard. And that's when the real fun started!

His dad went into his study and cut up lots of pieces of paper to fit on the touch panel. Two flexible magnetic strips held each piece of paper on the panel so it wouldn't move about.

Eric climbed on the metal truck and, on top of his dresser, found the black felt-tip marker that NEC had supplied with the touch panel.

He began drawing on the panel. He drew circles, triangles, straight lines, and random squiggles. Then, satisfied with his artwork, he pressed the F1 button and printed his picture — complete with a letter of the alphabet (in upper- and lowercase), a picture of an animal whose name began with that letter, and a character from Winnie the Pooh.

Eric then took the pictures he had just drawn and put them onto the touch panel. He created new pictures by tracing the animals and letters on the old pictures. He created drawings that looked reasonably like Winnie the Pooh, skeleton hands, elephants, alligators, and birthday cakes.

For Eric this was a thrill — such a thrill that he drew pictures on the touch pad, picture screen, and thermal paper for another two hours. And the next morning, when he woke up, it was the first thing he wanted to do, even before his all-important bowl of Cheerios.

Drowned In Alphabet Pictures

The night before, after the first hour, little scraps of paper were all over Eric's bedroom. Eric wanted to create a picture for each of his pets (his robot Denby, his puppy, and his kitty), for each member of his family and all his friends. Each picture had the first letter in the name of the person or creature it was going to.


Paper scraps flooded the bedroom, and his dad grew alarmed. He had visions of being drowned by Pooh pictures. He suggested that Eric try to group the papers into piles.

To his dad's relief, Eric came up with the idea to make "books" out of several of the pictures. The letters could be grouped together to make alphabet books, or to form the complete names of his mother, father, sister, grandparents, cousins, and his pets, creatures, and friends.

He and his dad got busy and turned Eric's bedroom into a miniature printing company. They stapled the pictures together into books, and they taped lots of pictures together on pieces of notebook paper to spell words and names, and make signs that spelled things like MOWIE, WINNIE, PIGLET, EEYORE, ERIC, CATIE, and BACK OFF!

The flow of loose paper scraps slowed somewhat, but not enough. Out of desperation, Eric's dad peeked at the instructions to the

Winnie the Pooh program and discovered lots of additional activities using the alphabet-pictures that Eric was churning out of the computer.





TO HELP EDUCATE YOUR CHILD, WE ASSEMBLED THIS DISTINGUISHED FACULTY.

It's a rare teacher who can make a child think learning's fun.
But we've found several of them. And they make Monkeymath™ more fun than your child ever dreamed an educational game could be.



Monkeymath
by Dennis Zander

Of course Monkeymath helps give your child a better understanding of addition, subtraction, multiplication and division. That's the part *you'll* like.


But the part your *child* will like is Monkeymath's arcade-type action and animation, three skill levels and scoring. So, like any good arcade game, kids just can't stop playing it.

In fact, in a recent issue of Antic magazine, David Plotkin called Monkeymath "... one of the most entrancing educational games ever written." (And Monkeynews™ and Monkeybuilder™, our soon to be released reading comprehension and word recognition games will be every bit as entrancing.)

So Monkeymath does more than help your child understand math—it teaches him that learning can be fun.

And, as you can see, you don't find teachers like that just anywhere.

Monkeymath™, Monkeynews™, and Monkeybuilder™—a new educational series from Artworx® For the Commodore 64, Atari, Apple and VIC-20 computers. Cassette/Diskette from \$23.95. Artworx Software Co., Inc., 150 North Main St., Fairport, N.Y. 14450. For a free catalog of Artworx Software write or call 800-828-6573.



Artworx®

So you can play.

Buying A Ticket To The Magic Kingdom

Walt Disney software runs on the NEC Trek computer (also known as the PC-6001A). Here are the prices of the components of a minimal NEC Trek system that will take full advantage of the software's features:

NEC Trek Computer (PC-6001A)	\$349.95
Disk Unit (PC-6031A)	549.95
Data Recorder (PC-6082A)	99.95
Expansion Unit (PC-6011A)	99.95
Extended BASIC Cartridge	49.95
32K ROM/32K RAM Cartridge	49.95
Touch Panel (PC-6051)	149.95
Thermal Printer (PC-6021A)	249.95

Of course, you will also need a monitor or TV set to run the Walt Disney software.

The NEC Trek is an excellent home computer system. It is attractive, its full-sized keyboard has a nice touch, and the display on computer screen is beautiful: Large white characters are displayed on a rich green background, and helpful function keys are displayed, as a reminder, at the bottom of the screen. The system's components are equally attractive and are reliable, easy to attach, and easy to use.

But do you need all the components above to run the Walt Disney software?

You need most of the components, but not all. The Walt Disney software will be sold on cassette and disk, so you need to buy a data recorder (\$99.95) or a disk unit (\$549.95), but not both. The data recorder is the way to go if you have a tight budget, but I don't recommend it. The Disney software takes up a lot of space in the computer's memory. Loading the programs from cassette will be tedious and time-consuming — not the way to get started on a fun learning activity with your child.

In addition, you do not need the touch panel (\$149.95) or the thermal printer (\$249.95) to make the software run. However, if you elect to go this low-budget route, I think that you'd be better off (in the case of "Winnie the Pooh's Alphabet Adventures") with an inexpensive alphabet book for your child. The touch panel and the thermal printer are the keys to making the software

interactive and a joyous experience for a young child (see my accompanying review with my four-year-old son Eric). Young children can use the touch panel and the thermal printer and create *their own* alphabet books.

Winnie the Pooh's Alphabet Adventures will be part of a two-program package entitled *Alphabet Soup*. The other program will be Mickey's Lucky Stars and will teach letter sequences. *Alphabet Soup* is already available. It is just the first of five Walt Disney software packages. The packages teach the letters in the alphabet, reading, writing, spelling, and arithmetic. They will also help develop a child's problem-solving, logic, and fine motor abilities. Each package will cost \$34.95 (disk or cassette).

I will review the forthcoming Disney packages in future issues of COMPUTE!. The reviews will appear about the time that each package is released. Here are the titles of all the packages and programs:

Alphabet Soup (Ages 3 – 7)

Winnie the Pooh's Alphabet Adventures
Mickey's Lucky Stars

Goblins & Galaxies (Ages 9 – 14)

Minnie and the Haunted Mansion
Goofy in Space

Mathematical Maze Craze (Ages 7 – 12)

Cinderella's 3-D Maze
Mickey's Mathematical Mops

Race To The Arcade (Ages 7 – 14)

Donald's Word Arcade
Dalmation Multiplication


Countdown Carnival (Ages 7 – 10)

Mickey and the Beanstalk
Cinderella's Beads

If you want to learn more about the NEC Trek (PC-6001A) computer and the Walt Disney software, write or call:

The Personal Computer Division
NEC Home Electronics USA
1401 Estes Avenue
Oak Grove Village, IL 60007
312/228-5900

FIRST, THE GOOD NEWS.



First Star Has 4 New Games.

Fernando Herrera, designer of *ASTRO CHASE*™ and our design team again define "State of the Art." Superior graphics, real-time animations,™ multiple

screens, intermissions, arcade-quality sound, innovative gaming, challenge and excitement—we deliver it all!

THE BAD NEWS? You can't play them all at once.




BOING!™

Designed by Alex Leavens
& Shirley A. Russell



Atari VCS 2600



BRISTLES™

Starring Peter the Painter

Designed by *Fernando Herrera*



Atari Home Computers
Commodore Computers



FLIP and FLOP™

Designed by Jim Nangano

Atari Home Computers



Commodore Computers



PANIC BUTTON™

TRS-80 Color Computer

by Paul Kanevsky

Vic-20 Home Computer

by Wayne Lam



Atari, Vic-20 and TRS-80 Color are the registered trademarks of Atari, Inc. Commodore Business Machines, Inc. and Tandy Corporation respectively. Astro Chase, Bristles starring Peter the Painter, Flip and Flop, Panic Button, Boing, are trademarks of First Star Software, Inc. Printed in USA. All rights reserved. © 1987 First Star Software, Inc.



"When being first counts...we're number one!"

22 East 41st Street, New York, NY 10017

Distributor and Dealer Inquiries Invited/212 532-4666

www.commodore.ca

They began to use the pictures as alphabet flash cards and played lots of games, including Concentration (guess the missing letter), Scrambled Letters (trying to reorganize letters to make up a word), Letter Match (matching up lowercase and uppercase letters), Tasty Letters (matching up flash cards with alphabet cereal letters), Alphabet Clothes Line (taping the letter pictures to a string hanging in the room), Mystery Letters (letting Eric run his fingers along the clothes line, and trying to guess which letter he is pointing to).

The Winnie the Pooh user's guide even had a short BASIC program to type in to create a new game. Eric and his dad typed in the game. It was a Mystery Letter game. It typed a sequence of letters on the computer's display screen, but one letter was missing. Eric had to guess the missing letter. If he got the letter right, his dad let him print the letter out on the computer printer.

Typing With His Toes

The more Eric used the Winnie the Pooh program, the more relaxed and creative he became. In the beginning, he sat stiffly in front of the computer keyboard and picture screen, held the touch panel in his lap, and drew on sheets of paper. But by the end of his first session things had changed drastically. His dad lay on his side, sprawling behind Eric, watching him draw his pictures. Eric decided he wanted to get more comfortable, too, so he climbed up on his dad, using him as a reclining lawn chair. He stopped using the paper and marker to make pictures and, instead, began drawing pictures with his finger on the white, glossy plastic surface of the touch panel. It was like electronic finger painting, and he loved it!

When Eric climbed on his dad the first time, he accidentally kicked the Expansion Panel on the side of the computer. Loaded in the Expansion Panel were a RAM cartridge and the Extended BASIC cartridge needed to run the program. When the Expansion Panel became dislodged, the screen went blank and the program disappeared.

Eric pushed the Expansion Panel back against the computer, but he didn't want to reboot the disk (he'd already done that before), so his dad had to do it. While the program was reloading, Eric did backward somersaults across the bedroom floor.

His dad lay back down. Eric stopped doing his somersaults and climbed onto his dad again. As he was making himself comfortable, he pulled the cord out of the touch panel. His dad saw the cord fall off, but he didn't say anything. Eric spent about a minute making a drawing with his finger before he looked up at the computer's picture screen. The little picture box was still empty.

Eric pushed all sorts of buttons on the computer before he realized that nothing was hap-

pening because the touch panel was no longer connected to the computer. This prompted his dad to deliver a little lesson on computer cables as "highways" for the computer's information to zoom back and forth from the computer to peripherals like the touch panel and the printer.

Eric and his dad also discussed the pins on the ends of the cables, so that Eric would know the proper way to plug the cables into the computer and the other equipment.

Eric got the touch panel hooked up. He climbed back up on his dad, dug his elbow into his dad's rib cage, and began drawing. But now the touch panel was upside down. This appealed to him. Everything he did on the touch panel showed up backwards and upside down on the picture screen.

He tried typing the letters in his name. He tried making numbers. He made faces, houses, and robots. Everything appeared on the screen backwards and upside down.

Eric turned the touch panel on its right side and drew pictures. Then he turned the panel on the left side. Then he turned the touch panel over and tried to draw pictures on its bottom. When he found that this didn't work, he improvised by drawing a picture with his knee.

When he was done drawing, he said, "Daddy, please press the print button."

"Phooey!" his dad said. "You're lying on me. How am I supposed to press the button?"

"Please, Daddy?"

When his dad heard that "Please, Daddy?" he couldn't resist. "I'll see what I can do," he said. He looked down at the computer. His bare, sockless foot was only a couple of inches to the left of the keyboard. He lifted his leg carefully (so as not to dislodge Eric and his touch panel) and stretched his big toe toward the F1 button on the keyboard. He missed. The computer made haunted house music to show that he had pressed the wrong key.

He tried again. This time his toe hit the right button. The printer started chugging away and printed Eric's picture.

"Wow!" Eric said, impressed by his dad's display of pedal dexterity. Unfortunately, this gave Eric ideas. It opened his eyes to new ways to interact with computers. He knew that using his fingers was OK, and his sister had once operated her computer using her tongue. But he had never considered using his toes. Until now.

The rest of the evening Eric practiced pressing all the buttons on the NEC Trek with his toes.

He did pretty well, too. And his dad let him do it. But his dad created one rule that Eric had to obey. Before he could continue using the computer, he had to submit to a thorough sponge bath of both feet.

New



Books & Software

BOOKS for ATARI 400/600XL/800XL 1200XL

ATARI BASIC - Learning by Using
An excellent book for the beginner. Many short programs and learning exercises. All important features of the ATARI computers are described (screen drawings, special sounds, keys, paddles, joysticks, specialized screen routines, graphics, sound applications, peeks, pokes, and special stuff).
Order-No. 164 \$7.95

Games for the Atari Computer
This book describes advanced programming techniques like player-missile-graphics and use of the hardware-registers. Contains many ready to run programs in BASIC and one called GUNFIGHT in machine language.
Order-No. 162 \$7.95

How to program your ATARI in 6502 Machine Language
Introduction to machine language for the BASIC programmer.
Order-No. 169 \$9.95

FORTH on the ATARI - Learning by Using
Introduction, programs, applications, learning exercises.
Order-No. 170 \$7.95

All programs from book No. 170 on disk.
Order-No. 7319 \$22.00 only!

A Look into the Future-ASTROLOGY
on your ATARI 800. How to calculate your own horoscope. Including listing of the program.
Order-No. 171 \$9.95

HACKERBOOK for your Atari computer
Tips+tricks-Very important subroutines in 6502 machine language. How to make bootable cassettes, disks, and EPROMs. Complete construction article and software on how to build an EPROM burner.
Order-No. 172 \$9.95

SMALL BUSINESS SOFTWARE FOR ALL ATARI COMPUTERS

SUPERMAIL (500 addresses on 1 disk)
Completely written in FORTH. Comes on autoboot disk. No cartridge, no DOS, no FORTH language required.
Order-No. 7312 \$49.00

SUPERINVENTORY (1000 items p.disk)
Completely written in FORTH. Same as above. (Disk only)
Order-No. 7320 \$49.00

BUSIPACK-1 (written in FORTH). Complete order entry, inventory, mailing and invoicing. (Disk only).
Order-No. 7313 \$98.00

Microcomputer Hardware Handbook
Order-No. 29 \$14.95

ATCASH

Convert your ATARI 800 into a powerful cash register. (Disk only).
Order-No. 7303 \$49.95

Invoicing program in BASIC
Order-No. 7201 (C) \$29.95
Order-No. 7200 (D) \$39.95

Mailing List in BASIC
Order-No. 7212 (C) \$19.95
Order-No. 7213 (D) \$24.95

Inventory control in BASIC
Order-No. 7214 (C) \$19.95
Order-No. 7215 (D) \$24.95

SOFTWARE IN MACHINE LANGUAGE FOR ATARI

ATMONA-1
Machine language monitor.
Order-No. 7022 (C) \$19.95

ATMONA-2
This is a tracer (debugger) that lets you explore the ATARI RAM/ROM area. You can stop at previously selected address, opcode, or operand. Also very valuable in understanding the microprocessor. At each stop, all registers of the CPU may be changed. Includes Atmona-1.
Order-No. 7049 cassette \$49.95
Order-No. 7050 disk \$54.00

ATMAS
Macro-Assembler for ATARI-800/48K. One of the most powerful editor assemblers on the market. Versatile editor with scrolling. Up to 17k of source-code. Very fast; translates 5k source-code in about 5 seconds. Source code can be saved on disk or cassette (Incl. Atmona-1).
Order-No. 7099 disk \$89.00
Order-No. 7999 cartridge \$129.00

ATMS APPLICATION DISK
All programs and machine language subroutines from Book No. 169 on disk.
Order-No. 7311 \$20.00

ATAS
Same as ATMAS but without macro-capability. (32K and 48K RAM)
Order-No. 7098 \$49.95

ATEXT-1
This wordprocessor is an excellent buy for your money. It features screen oriented editing, scrolling, string search (even nested), left and right margin justification. Over 30 commands. Text can be saved on disk or cassette.
Order-No. 7210 cassette \$29.95
Order-No. 7216 disk \$34.95
Order-No. 7217 cartridge \$69.00

FORTH for the ATARI

FORTH from ELMCOMP PUBLISHING, Inc. is an extended Fig-Forth-version, Editor and I/O package included. Utility package includes decompiler, sector copy, Hex-dump (ASCII), ATARI filehandling, total graphic and sound, joystick program and player missile. Extremely powerful!
Order-No. 7055(D) reg. \$99.00 sale \$39.95
Floating point package with trigonometric functions (0 - 90°).
Order-No. 7230 disk \$29.95

Learn FORTH
A subset of Fig-Forth for the beginner. On disk (32k RAM) or cass. (16k RAM).
Order-No. 7053 reg. 79.00 sale \$19.95

HARDWARE-ADD-ONS for ATARI

PRINTER INTERFACE
This construction article comes with printed circuit board and software. You can use the EPSON printer without the ATARI printer interface. (Works with gameport 3 and 4).
Order-No. 7211 \$19.95

300 Baud serial interface (RS232+5V)
Software with connector and construction article.
Order-No. 7291 \$19.95

EPROM BURNER for ATARI 400/800 KIT
Printed circuit board incl. software and extensive construction article.
Order-No. 7292 \$49.00

EPROM BOARD (CARTRIDGE)
Holds two 4k EPROMs (2532). EPROMs not included.
Order-No. 7043 \$29.95

EPROM BOARD KIT
Same as above but bare board only with description.
Order-No. 7224 \$14.95

Astrology and Biorhythm for ATARI
Order-No. 7223 D/C \$29.95

Birth control with the Atari (Knaus Ogino)
Order-No. 7222 disk only! \$29.95

The APPLE in your Hand, BRAND NEW!
Book includes introduction to 6502 Machine Language and FORTH. BASIC programs never published before!
Order-No. 178 (200 pages) \$12.95
CP/M -MBASIC and the OSBORNE computer
Business Applications, compl. listings of mailing list, datablock, inventory, invoicing and more.
Order-No. 177 \$9.95

SUPERSOFTWARE for the Commodore-64

BLIZTEXT! - The best wordprocessor for the C-64 in the whole universe. Includes terminal software for electronic mail.
Order-No. 4965 (62 pages manual) \$89.00

MACROFIRE - Editor/Assembler for the C-64
The best macroassembler you can buy!
Order-No. 4963 \$89.00

SUPERBOOKS for your C-64
The Great Book of Games, Vol. I
64 programs for the Commodore-64.
Order-No. 182 \$9.95

Programs from this book on disk \$19.95
MORE ON THE SIXTYFOUR
Tips, tricks, hints, very important sub-routines.
Order-No. 183 \$9.95

Programs from this book on disk \$19.95
How to program in 6502 Machine Language on your C-64
Order-No. 184 \$12.95

Commodore-64 Tune-up, Vol. I
How to expand your C-64.
Order-No. 185 \$12.95

Small Business Programs for the C-64
Order-No. 186 \$12.95

HARDWARE ADD-ONS for your C-64
Parallel printer interface, KIT
Order-No. 4990 \$19.95

Universal Experimenter Board
Order-No. 4970 \$9.95
Expansion Board (holds 4 exp. boards)
Order-No. 4992 \$29.95

BOOKS, SOFTWARE, ADD-ONS for VIC-20, APPLE II, OSBORNE, TIMEX + OSI computers
Tricks for VICS (Book)
Order-No. 176 \$9.95

Universal Experim. board for the VIC-20
(Save money with this great board!). This board plugs right into the expansion slot of the VIC-20.
Order-No. 4844 reg. \$19.95 sale \$9.95

Programming in BASIC and machine language on the ZX-81 (82) TIMEX1000
Order-No. 174 (book) \$9.95

The Custom APPLE + Other Mysteries
A complete guide to customizing the APPLE software and hardware.
Order-No. 680 \$24.95

HOFACKER

Elcomp Publishing, Inc., 53 Redrock Lane, Pomona CA 91766, Phone: (714) 623-8314, Telex: 29 81 91

PAYMENT: Check, money order, VISA, MASTER CARD, Eurocheck, ACCESS, Interbank. Prepaid orders add \$3.50 for shipping (USA) \$5.00 handling for C.O.D. All orders outside USA: add 15% shipping, California residents add 6.5% sales tax.

Learning With Computers

Glenn M. Kleiman

Are you interested in learning the Logo language? Or have you already begun using Logo or teaching it to others? If so, have you or your students encountered any confusion that was frustrating and delayed progress? Would you like more guidance in understanding and explaining what you have heard called the "powerful ideas" inherent in Logo? Do you want to go beyond simple turtle graphics commands and explore more complex procedures, recursion, and language processing? Would you like suggestions from a Logo expert who is also an experienced teacher of the language? If you have answered yes to any of these questions, then I recommend that you get a copy of *Learning with Logo* by Daniel Watt (McGraw-Hill, 1983, \$19.95).

I have used the version of this book designed for MIT (that is, Terrapin or Krell) Logo for the Apple Computer. It contains an appendix explaining differences between MIT Logo, Apple Logo, and TI Logo. Another version of the book is available specifically for users of Apple Logo. Versions for Atari Logo and Commodore 64 Logo are forthcoming.

Learning with Logo is designed to be used with a preprogrammed disk. The disk contains "tool" procedures that can be used as if they were built-in Logo commands. These procedures support many of the lessons in the book. The disk also contains longer programming examples so you can explore them without first typing them. You can order a copy of the disk for Apple, MIT, or TI Logo. The cost is \$15.95, and the author gives permission to make a copy of the disk for anyone else who has purchased the book. All the procedures on the disk are given in an appendix of the book, so you can also type and save them on a disk yourself.

A Wealth Of Information

Learning with Logo is 365 pages long, divided into an introduction, 14 chapters, 4 appendices, and an index. Each chapter begins with a list of the commands and procedures introduced in that chapter, and then gives explanations and examples of how they can be used. The book is well illustrated with clever cartoons and pictures of what you should see on the computer screen as you work through the examples.

Chapter 1 gets you started with Logo. It explains how to load Logo into the computer, use

the keyboard, and enter commands. It also introduces the turtle and the FORWARD, BACKWARD, LEFT, and RIGHT commands. Chapter 2 covers the remaining turtle graphics commands.

Chapter 3 contains two special turtle activities called Shoot and Quickdraw. They are ready to load and use. How they are programmed is discussed later in more advanced chapters.

Shoot is a simple game. The computer draws a target in a randomly selected position on the screen and places the turtle elsewhere. The player uses LEFT and RIGHT commands to turn the turtle directly toward the target and then specifies how far forward the turtle should move to reach the target. This game is designed to help children learn to estimate angles and distances.

Quickdraw is a simple drawing tool. There are six simple commands: F moves the turtle forward 20 steps; B moves it backward 20 steps; R turns the turtle 30 degrees to the right; L turns it 30 degrees to the left; E ends the drawing and lets you give the picture a name; and RD followed by a name of one of your pictures tells the computer to redraw it. Quickdraw is usable by young children and introduces some of the major concepts of Logo, including building complex shapes out of simple building blocks.

Chapter 4 explains how you can teach the computer new Logo procedures. It also explains how to use the Logo screen editor and how to save procedures on a disk.

Chapters 5 and 6 further elaborate the use of turtle graphics commands and procedures. It presents sample projects in which Logo procedures are used to create designs and pictures.

Chapter 7 introduces the important concept of variables. It also covers some of the ways procedures can be programmed to interact and exchange information. This includes an explanation of recursive procedures.

Chapter 8 further explores the concepts introduced in Chapter 7. It explains a procedure called POLY, which is used to draw polygons. POLY has two variables: SIZE (of a side) and ANGLE (number of degrees). Many different patterns and designs can be created by changing these variables and recursively repeating the POLY procedure.

Chapter 9 introduces the fundamental commands for working with numbers, words, and



GIVE YOUR CHILD THE PLATO EDGE IN ALGEBRA.

For use with the Apple II Plus and Apple IIe:

New PLATO® lessons in Elementary Algebra*

Help your child feel confident about learning algebra skills. This new PLATO series helps simplify Exponents, Polynomials, Roots and Radicals, Factoring and other Algebra components. Practice problems change at random and examples of solutions help keep kids motivated.

New PLATO lessons in Computer Concepts†

This series helps kids understand the computer and lets them practice what they learn.

Lessons include: The Computer Keyboard, Storage and Memory, Files and Editing and Databases.

Widen your child's world

Other PLATO lessons include Elementary Math, Foreign Languages, Physics-Elementary

Mechanics, Computer Literacy and #Keyboarding.

All PLATO micro courseware is available for the Apple II Plus and Apple IIe. Selected lessons are available for the TI99/4A and Atari 800.

For a free catalog

See the growing line of PLATO micro courseware at selected retail outlets. For a free catalog, call toll-free: 800-233-3784.

(In Calif., call 800-233-3785.)

Or write: Control Data Publishing Co., P.O. Box 261127, San Diego, CA 92126.



*Developed with Courses by Computers, Inc.

†Developed with Continuous Learning Corporation.

#Developed with Gregg/McGraw-Hill.

Warranty available free from Control Data Publishing Co., 4455 Eastgate Mall, San Diego, CA 92121

PLATO
COMPUTER-BASED EDUCATION

GD
CONTROL DATA
PUBLISHING

www.commodore.ca

lists. These complete the basics needed to begin working with the four larger projects described in Chapters 10 through 13,

Chapters 10 and 11 explain in detail the programs for the Shoot and Quickdraw activities introduced in Chapter 3. The project in Chapter 12 is a race-track game which shows how simple animations can be created. The final project, described in Chapter 13, uses the list-processing commands for working with language. The program has the computer randomly select words from different sets and combine them into sentences and "poems."

The final chapter explains how the special tool procedures on the disk operate. These include procedures for drawing circles and arcs, determining the distance between the turtle and a specified point, counting the number of letters in a word or words in a list, and several others.

The appendices explain how to create your own disk of the procedures used in the book; discuss the differences among MIT, Apple, and TI Logo; explain the use of disks and files; and present a summary of Logo commands.

As this description of the chapters suggests, the book contains a wealth of information about Logo. The early chapters are suitable for complete beginners while the later ones explain sophisticated programming techniques. The book goes well beyond turtle graphics to explain how Logo can be used with numbers, words, and lists. The examples and discussions are all clearly and carefully presented. The material is well-sequenced, with the lessons and programs in each chapter building on what was learned in prior chapters. The many illustrations aid both understanding and interest. And I have not yet described what I regard as the best features of this book.

Helpful Cartoon Symbols

Special cartoon symbols mark what the author calls *pitfalls*, *explorations*, *powerful ideas*, and *helper's hints*. Each symbol marks information that goes beyond the description and explanation of Logo to provide additional guidance and insight.

Pitfalls are confusions or difficulties that many people encounter while learning Logo. The pitfall symbol (a turtle which has fallen into a trap) marks explanations that will help you avoid or get out of pitfalls. Some pitfalls are simple reminders for beginners, like putting a space between a FORWARD command and the number of steps the turtle is to move. Others, such as pitfalls in using recursive procedures, are for more advanced users of Logo.

Powerful ideas help you think more clearly and solve problems with the computer more easily. Some of these ideas, such as dividing a complex problem into a series of simpler ones, will also

help you solve problems that do not involve the computer at all. A cartoon symbol of a turtle with a bright idea designates explanations of powerful ideas. These explanations are important for helping learners see the general principles while they work with specific examples.

Explorations are necessary to become proficient with Logo, but most learners need suggestions for things to explore. These are provided throughout the book, marked by a picture of a turtle with a map and spyglass. Many of the explorations are suggestions for modifying and extending programs given in the book.

Helper's hints explain difficult points and pitfalls more fully, suggest learning activities, and give other practical suggestions for teaching. These are marked by a symbol showing two turtles — an older and a younger one — helping each other learn by shining a bright light on the subject. Helper's hints can help you learn more about Logo and help you teach others.

Daniel Watt, the author of *Learning with Logo*, is a former researcher with the MIT Logo group and an experienced Logo teacher. The clarity, organization, and special aids in this book reflect both his expertise with the language and his abilities as a teacher. *Learning with Logo* comes closer to bringing a master teacher to your side than any other book I have seen.

TIRED OF HO-HUM SOFTWARE?

ENGLISH GRAMMAR
by T. Ankoiski
Easy to use program that teaches parts of speech. Identify the part of speech of the flashing word. Suitable for any age or grade level.

Features:

- ★ Parent/teacher specifies part(s) of speech
- ★ Parent/teacher created sentence files
- ★ Stores results on disk
- ★ Sound option

APPLE II/IIe, 48K DOS 3.3 (2 disks) \$45.00

WEIGHTS & MEASURES
by G. Herzenstiel
Learn how to read a scale, convert between pounds and ounces, use a ruler and conversions between inches, feet, and yards. A must for every child from 4-10.

Features:

- ★ Large easy-to-read letters
- ★ Full color graphics
- ★ Sound

ATARI 400/800/1200 (cassette 16K) ... \$20.00
ATARI 400/800/1200 (disk 24K) \$25.00

TO ORDER:
Call
1-800-354-0550
or write:
I.H.E.S.I.S.
P.O. Box 147,
Garden City, MI 48135
Please add \$3.00 shipping/handling. C.O.D. add additional \$1.50.
Write for Free Catalog.

GET THE JUMP ON MATH

With Scott, Foresman Math Action Games

Frog Jump is a great way for your children to learn to work with numbers. Or they can take a Space Journey to learn how to work with percents. Pyramid Puzzler, Star Maze, Picture Parts, and Number Bowling help with multiplication... division... basic facts... decimals and fractions.

Math Action Games get youngsters deeply involved in the excitement of discovering and mastering fundamental mathematics. Children have fun and learn at the same time.

There's a **Math Action Game** for every age group. Exciting formats challenge participants, moving them through three levels of difficulty. Games can be competitive or non-competitive, so children play them again and again. Each game uses color, music, animation, and sound effects to trigger quick thinking and accurate response.

Math Action Games can give your youngster the incentives and the satisfaction he needs to master math. It's an ideal supplement to any school mathematics program. Games are available for most popular microcomputers.

SCOTT, FORESMAN...

Products with tomorrow in mind.



Buy Math Action Games wherever
quality software is sold or write:



**Scott, Foresman
and Company**

Electronic Publishing Division

1900 East Lake Avenue Glenview, Illinois 60025

www.commodore.ca

The Electronic Chalkboards: The BBC And The Powerpad

The Only Computer To Have When You're Having More Than One

Last spring I went to London and taught a course on robotics literacy. According to the *Daily Telegraph*, the classroom where we met was like a "composite of several scenes out of *Dr. Who*." We had robot turtles and robot buggies rolling around on the floor, and robot arms waving and weaving on the tops of our desks. And we had 15 BBC microcomputers linked together in the BBC's Econet local area network. The students used the BBCs to control the robot arms, to learn Logo and BASIC, and to perform experiments with robot sensors.

The 15 BBCs all received their programs from a single disk drive (the *fileserv*) in the front of the classroom. They all used a single printer (the *printserv*) to type out files, programs, and student papers and assignments.

David Barnett, the course's computer instructor, used a BBC as the demonstration computer. David's BBC was connected to a large television set mounted on a shelf so all the students could see it. The computer acted like the course's *electronic chalkboard*. David ran programs on his computer, and they appeared on the big TV. Then he pressed a button, and a copy of his computer's screen appeared on the screens of all the students' computers.

The system was even more flexible than this. The students all worked on individual and team projects. When they finished their projects, they made presentations. To aid their presentations the students could send copies of their screens to all the other students' screens.

And David, in front of the class, could help individual students if they got bogged down in a program. By pressing a couple of buttons on his computer, he could take a snapshot of the screen

on a student's computer. After studying the student's problem, he could take control of the student's keyboard and type in a command or piece of information. The student could watch all this on his or her own screen. A moment later, David would return control to the student, and the student could resume running the program on his own.

This was a tremendous feature. When I am teaching a course and a student asks me a question, I often have to sit down at the student's computer in order to decide what is going on and what to suggest. If you have 15 students, and they are all asking questions, it can get pretty hectic running from computer to computer.

The BBC network eliminates this problem. You can stay seated at your own computer and, with the push of a button, you can "hop" to any student's computer, diagnose his or her problem, and enter the appropriate response. This feature alone, in my opinion, makes the BBC network extremely valuable.


The Only Computer That Majors In Education

Acorn Computers Ltd. sells the BBC computer in England. Its subsidiary, Acorn Computers Corporation, is now selling the BBC in the United States. Acorn can be reached at:

Acorn Computers Corporation
400 Unicorn Park Drive
Woburn, MA 01801
(617) 935-1190

The company is concentrating its efforts exclusively on the \$700 million US education market. Two years ago, the Acorn computer won a contest sponsored by the British Broadcasting Corporation and was given permission to name its computer the BBC. Acorn has since sold BBC computers to 85 percent of British primary and secondary

JUMPMAN'S A GREAT GAME. BUT YOU'VE GOT TO WATCH YOUR STEP.



Meet the Alienators. A fiendish bunch who've planted bombs throughout your Jupiter Command Headquarters.

Your job? Use your lightning speed to scale ladders, scurry across girders, climb ropes and race through 30 levels to defuse the bombs before they go off.

That's the kind of hot, non-stop action we've packed into the award-winning,* best-selling Jumpman™, and into Jumpman Jr.™, our new cartridge version with 12 all-new, different and exciting screens.

Both games force you to make tough choices. Should you avoid that Alienator, climb to the top

and try to work your way down, or try to hurdle him and defuse the bombs closest to you before they go off?

If you move fast you'll earn extra lives.

But if you're not careful, it's a long way down.

So jump to it. And find out why Jumpman and Jumpman Jr. are on a level all their own.

One to four players; 8 speeds; joystick control. Jumpman has 30 screens. Jumpman Jr. has 12 screens.



EPYX
COMPUTER SOFTWARE

STRATEGY GAMES FOR THE ACTION-GAME PLAYER.


*1983 C.E.S. award winner



www.commodore.ca

**We're
always
thinking
about
helping
kids
think.**


You know Scholastic. We've been making learning fun for over 60 years. Now this leading name in educational publishing takes the lead in computer education. Now we make Wizware™, a new line of microcomputer software.



With Turtle Tracks™ youngsters 9 and up have endless hours of fun creating colorful computer graphics, while learning reasoning skills and the principles of programming.



Microzine™ is an innovation in computer education—a programmed magazine that kids read, "talk" to and help write. It stimulates creativity in children 10 and up.



In 60 years we've learned a lot about developing kids' reasoning and math skills. We've put this know-how into Square Pairs™, a game in which children 5 to 8 match words, numbers and patterns.



There's nothing like a learning party to get kids excited about education. That's the idea behind Electronic Party™, a maze game in which children 5 to 8 also create original computer graphics.

Scholastic Wizware™ is compatible with Apple®, Atari®, TI-99/4A, VIC-20®, Commodore 64®, and IBM® PC.



Scholastic Wizware™



Five-year-old Jessica Harvey is playing a BBC learning game called Missing Signs.

schools. This amounts to 150,000 computers already installed and 30,000 new computers going out each month.

The US version of the computer is equivalent to the more powerful BBC/B version. For the hefty \$995 price tag, you do *not* get a monitor, a printer, or a disk drive. But you do get 64K RAM/ROM, an additional 80K ROM, built-in BASIC, a (TI) voice synthesizer, built-in word processing, high-resolution graphics (640 x 200 pixels), multi-channel sound, and a software switchable 40- or 80-character screen.

The computer comes with either an RS-423 or Centronics parallel port and with the Econet network interface built-in. The actual network, including software, costs \$595, and enables you to connect up to 254 computers on an inexpensive, four-wire, telephonelike cable. The 6502 processor can be augmented to include an additional 6502 processor, or a Z80, or 32-bit National Semiconductor 16032 processor.

A 440K disk drive costs an additional \$545; an 800K disk drive costs \$995. Acorn offers a monochrome monitor for \$195. The computer will support any of the popular printers, over the serial or parallel ports.

I know from having used the computer in England that the operating system and the computer's version of BASIC are a programmer's delight — extremely powerful yet simple to use. But Acorn's marketing strategy in the US will focus on the software that has been developed for the machine. Two hundred fifty educational packages have already been created for the BBC and approved by Acorn's prestigious nine-member Educational Advisory Board.

In addition, 2,500 software companies produce software for the BBC in England and in Western Europe. Many of these companies are modifying and enhancing their packages so they will meet the board's approval and be available on the US version of the machine.


We Give Courses On How To Give Courses

According to Harvey Lawner, general manager and senior vice president of Acorn (US), "Education is our main business. It is not an afterthought." Lawner is critical of computer companies that concentrate on getting a computer into a classroom, but do not provide direct and immediate support. "We aren't just selling a computer," Lawner contends. "We are selling a total learning system."

Lawner's national marketing director, Bob Angelo, contrasts his company's approach with the hardware-first approach adopted by other American companies. "They're selling boxes," he says. "We're selling solutions."

For an educational software package to be approved by the Educational Board, it must be supported by a lesson plan, a student's workbook, a teacher's guide, student notes, and (when appropriate) student experiments. This *print component* forms an integral part of Acorn's effort to turn the computer into a tool that any teacher can use no matter how little experience he or she has had with a computer.


Acorn's philosophy is to package the BBC in a way to make it as familiar as possible to the average teacher. The software, for example, comes in boxes that look like quality, hardcover, linen textbooks.



Acorn Computers Corporation is trying to make the BBC computer look familiar and nonthreatening to teachers. Even the software is packaged to look like classroom textbooks. (Please note: The "books" in this photo are oversized.)

For Apple,
Atari, & Commodore 64™

Flight Simulator II



Put yourself in the pilot's seat of a Piper 181 Cherokee Archer for an awe-inspiring flight over realistic scenery from New York to Los Angeles. High speed color-filled 3D graphics will give you a beautiful panoramic view as you practice takeoffs, landings, and aerobatics. Complete documentation will get you airborne quickly even if you've never flown before. When you think you're ready, you can play the World War I Ace aerial battle game. Flight Simulator II features include ■ animated color 3D graphics ■ day, dusk, and night flying modes ■ over 80 airports in four scenery areas: New York, Chicago, Los Angeles, Seattle, with additional scenery areas available ■ user-variable weather, from clear blue skies to grey cloudy conditions ■ complete flight instrumentation ■ VOR, ILS, ADF, and DME radio equipped ■ navigation facilities and course plotting ■ World War I Ace aerial battle game ■ complete information manual and flight handbook.

See your dealer . . .

or write or call for more information. For direct orders please add \$1.50 for shipping and specify UPS or first class mail delivery. American Express, Diner's Club, MasterCard, and Visa accepted.

Order Line: 800/637-4983

subLOGIC
Corporation
713 Edgebrook Drive
Champaign IL 61820
(217) 359-8482 Telex: 206995

www.commodore.ca

According to Angelo, Acorn isolated two problems which have inhibited the introduction of microcomputers in the classroom. First, most of the software currently appearing in the classroom is often three to four years old, or even much older. The old software does not reflect the newest philosophies in educational computing and does not make use of the advanced hardware capabilities of the newer microcomputers.

Second, computers in school are being used only by a relatively small number of teachers and students. Most teachers are fearful of the computers and don't see how a computer can make a valuable contribution to their own teaching.

Angelo says that Acorn will attack both these problems head on. First, Acorn is commissioning the development of a huge quantity of new software for use in classrooms on the BBC computer. Second, the Acorn board is helping software companies to translate to the BBC the best new software currently running on other machines.

Chalk Board's PowerPad

Last week I flew to New York and got a chance to preview one of the most exciting new products on the market — the PowerPad, a touch-sensitive tablet in a 20-inch-by-17-inch hard plastic case. The PowerPad plugs into VIC-20, Commodore 64, IBM PC, Apple, and Atari computers.

The PowerPad can replace the keyboard as the primary means of inputting information into the computer, especially for children. It has numerous mylar overlays which easily clip on top of the 12-inch-by-12-inch touch-sensitive pad. Each overlay is a new keyboard, a keyboard with colorful shapes and figures.

The PowerPad has only a few "keys" on each overlay, so the child or the beginning user isn't overwhelmed by choices.

The "keys" are large and in bright primary colors. Printed on them are bold words (RED or PLAY) and symbols such as # or *. They are separated by plenty of space to make typing simple.

The PowerPad features a novel design in which signals from the tablet are digitally sensed and encoded. A grid of 14,400 contact points (100 points per square inch) is sandwiched inside the PowerPad. The points can record one contact at a time or a dozen contacts. Older touch pads can sense only one finger at a time. But kids (and adults) can put *all* their fingers on the PowerPad at the same time, and the PowerPad will sense all of them and transmit the proper signals to the computer.

This capability is especially nice with the PowerPad's music software and overlay, *Micro Maestro*. The overlay has a piano keyboard at the bottom and a musical score in the middle, with colorful "buttons" for each note on the score. A



PowerPad with its 12 × 12 inch touch-sensitive surface, and two selections from Leonardo's Library, *MicroMaestro* and Leo's 'Lectric Paintbrush.

child can play a musical chord on the piano keyboard by pressing all three fingers on different keys at the same time. This would be impossible on any other touch pad.

Another software-and-overlay package, *Leo's 'Lectric Paintbrush*, helps a child create colorful pictures on the computer. Again the multicontact feature of the PowerPad becomes especially useful. Before drawing each new part of the picture, the child can press the Pen Up button on the upper left-hand corner of the PowerPad. Immediately a pen tip appears. The child can change the color of the ink being used by pressing one of the colorful paint keys on the upper right-hand corner of the



This family is using the PowerPad with the overlay for Leo's 'Lectric Paintbrush, which allows you to "paint" colorful pictures on the computer screen with your finger. Using the "buttons" at the top, you can create shapes, move them around on the screen, create copies, and then save an entire screen onto tape or disk.

NIGHTSTRIKE

ABRACADABRA

OZZY'S ORCHARD

TG
SOFTWARE

has the
Game
Plan

with your kind of action

ABRACADABRA™

You face the ultimate test underneath the wizard's castle . . . Are you clever enough to escape the moving walls and creatures in the mazes of the dungeon? 16 levels of play
Atari* 400, 800 and XL Series

OZZY'S ORCHARD™

Can you protect the fruit in the orchard through four growing seasons from voracious fruit bees? 13 levels of play
Atari* 400, 800, and XL Series

DROIDS™

It takes speed and precision to out maneuver the berserk droid crew. Can you lock them up before they destroy you and your spaceship? 7 levels of play
Atari* 400, 800, XL Series and VIC-20**

NIGHTSTRIKE™

Test your skill as unit commander of the city's defense forces. Destroy the attacking bombers, but watch out, don't get hit yourself. 8 levels of play
Atari* 400, 800, XL Series and VIC-20**

Look for TG Products' ENJOYSTICK™ its unique styling allows a more coordinated tracking/firing action and the switchable firing button is adaptable for right or left handed play.

When you are ready for action, TG Software is Ready for you.

(214) 424-8568.

1104 Summit Ave.
Suite 110
Plano, Texas 75074

*Atari 400, 800, and XL Series are trademarks of Atari, Inc. **VIC-20 is a trademark of Commodore Electronics.

Abacadabra, Ozzy's Orchard, Nightstrike, Droids and ENJOYSTICK are Trademarks of TG Products.



Robert H. Ranson, President of Chalk Board, showing the PowerPad fitted with the MicroMaestro overlay.

board. When the child picks a new color, the color of the pen tip changes to that color.

Leonardo's Library


The PowerPad costs \$99.95. It is supported by a large and growing body of educational software, called Leonardo's Library. Programs in the library will cost between \$25 and \$50. The library will include programs focusing on visual arts, music, math, science, language arts, and social studies. Included among the first programs are:

- *Leo's 'Lectric Paintbrush*. An electronic finger-painting kit.
- *Micro Maestro*. Turns the PowerPad into a piano keyboard.
- *Music Math*. Lets children explore the relationships between math and music.
- *Programmer's Kit*. Lets older children and adults write their own software and develop their own creative uses for the PowerPad.

PowerPads and programs in Leonardo's Library are already available at K mart, Apple Computer dealers, and many other computer and discount stores. If you would like to know more about the PowerPad, you can contact Chalk Board directly:

Chalk Board, Inc.
3772 Pleasantdale Road
Atlanta, GA 30340
(404) 496-0101

©



Flower Power Math Fun™

"An attractive, challenging math game that adapts to the player."

"A five-year-old can handle the problems at lower skill levels—higher skill levels challenge even adults."

"Using Flower Power Math Fun regularly, for even a short time, sharpens anyone's math abilities."


—COMPUTE! Magazine

For Commodore 64®, Apple II+®, IIe®, IBM PC®

DISK \$39.95 CART. \$34.95

- Fill the garden with flowers by answering math problems correctly. A flower sprouts if the answer is correct—if incorrect, a weed shoots up, and you've got two more chances. If you're right, the weed is replaced by a flower and the game continues.
- Includes whole numbers, fractions, and decimals—allows player to choose addition, subtraction, multiplication, division, or decimal/fraction conversion.
- Effective for a child just learning math and challenging to an adult wishing to refine his abilities.
- Automatically adjusts level of difficulty. At the end of each session, your skill level and score are saved on disk—pick up where you left off next time.
- Keeps track of high scores and skill levels for 30 players. Scores and skill levels for all 13 games can be displayed or printed out at home or in school.

EDUCATIONAL FUN FROM




156 DRAKES LANE, SUMMERTOWN, TN 38483

TO ORDER—CALL TOLL FREE: 1-800-251-8066

Commodore 64, Apple II+, IIe, and IBM PC are trademarks of Commodore International, Apple Computers, Inc., and IBM Corp. respectively.

DRAGON HAWK™



ANNOUNCING A NEW GAME SO ORIGINAL YOU NEED INSIDE SECRETS JUST TO SURVIVE...MUCH LESS WIN!

Now In Every Dragon Hawk Package: Free Strategy Cards.

Great new game — great new way to play. You are the Dragon Hawk, soaring to attack — and escape from — a host of flying monsters. Each time you press the trigger on your joystick, the hawk's wings flap, lifting you into position to dive, talons extended.

One pounce and another phoenix bird or flying iquana is reduced to a mere floating feather. But if you fail to get above your enemies... zap! You've had it! And you've got to avoid the massive lightning bolts, too.

Finally, on the seventh level, you come

face to face with the dragon himself. But you won't be alone.

To get you there faster and make playing Dragon Hawk more fun than any Commodore 64 game ever, you'll have help at your finger tips. Strategy cards with key tips on crucial parts of the game are included free in your package.

Get your claws on Dragon Hawk right away. It's a thrill so new and different you may never come down.

You'll find Dragon Hawk for the Commodore 64 with disk drive at your local dealer now, or write to UMI direct.



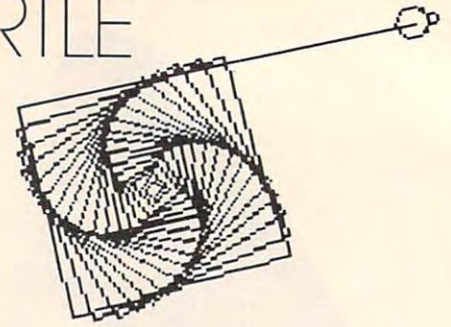
Commodore 64 is a trademark of Commodore Business Machines, Inc.



United Microware Industries, Inc.
3503-C Temple Avenue
Pomona, CA 91768 (714) 594-1351

www.commodore.ca

FRIENDS OF THE TURTLE



David D. Thornburg, Associate Editor

A Turtle Resource Update

When we started "Friends Of The Turtle" in 1982, there were very few turtle graphics languages available in the marketplace, and even fewer books and other resources on this topic. In less than two years, the number of turtle-based activities and resources has exploded. Because many of you may not be able to keep up with all the activity in this area, I thought that it might be a good time to update the turtle resource list.

As hard as I try, I know this list will be quite incomplete. It's almost impossible to be completely up-to-date, so, if you have written a book or language that specifically relates to turtle graphics or to languages such as Logo, and it doesn't appear on this list, please send me a copy for review. I only write about things I have seen with my own eyes — a habit that is essential in this dynamic industry.

Books

There are several books on turtle graphics available today, with new titles available every month or so. Because of the considerable interest in turtle graphics by young computer users, I have labeled each entry with a level. Generally, Level A books are suitable for kindergartners through fourth grade, Level B books are for fifth grade and up, and Level C is for college through adult readers.

H. Abelson, *Logo for the Apple II*, Byte Books/McGraw-Hill, 1982. Level C.

H. Abelson, *Apple Logo*, Byte Books/McGraw-Hill, 1982. Level C.

H. Abelson and A. diSessa, *Turtle Geometry: The Computer as a Medium for Exploring Mathematics*, MIT Press, 1981. Level C.

D. Bearden, *1, 2, 3, My Computer and Me: A Logo Fun Book for Kids*, Reston, 1983. Level A.

D. Bearden, K. Martin, and J. Muller, *The Turtle's Sourcebook*, Reston, 1983. Level A, B, C.

G. G. Bitter and N. R. Watson, *Apple Logo Primer*, Reston, 1983. Level B, C.

J. D. Burnett, *Logo: An Introduction*, Creative Computing Press, 1982. Level A.

P. Coburn et al., *Practical Guide to Computers in Education*, Addison-Wesley, 1982. Level C.

A. Goldberg and D. Robson, *Smalltalk-80: The Language and Its Implementation*, Addison-Wesley, 1983. Level C.

E. P. Goldenberg, *Special Technology for Special Children: Computers to Serve Communication and Autonomy in the Education of Handicapped Children*, University Park Press, 1979. Level C.

P. Kelman et al., *Computers in Teaching Mathematics*, Addison-Wesley, 1983. Level C.

H. Kohl, T. Kahn, and D. Disharoon, *Atari PILOT Activities and Games*, Reston, 1983. Level B.

S. Papert, *Mindstorms: Children, Computers, and Powerful Ideas*, Basic Books, 1980. Level C.

R. P. Taylor, *The Computer in the School: Tutor, Tool, Tutee*, Teacher's College Press, 1980. Level C.

D. D. Thornburg, *Picture This! — An Introduction to Computer Graphics for Kids of All Ages (for Atari PILOT)*, Addison-Wesley, 1982. Level B.

D. D. Thornburg, *Picture This Too! — An Introduction to Computer Graphics for Kids of All Ages (for Apple SuperPILOT)*, Addison-Wesley, 1982. Level B.

D. D. Thornburg, *Computer Art and Animation: A Guide to TI Logo*, Addison-Wesley, 1983. Level B.

D. D. Thornburg, *Computer Art and Animation: A Guide to Radio Shack Color Logo*, Addison-Wesley, 1983. Level B.

DYNACOMP

The Leading Distributor Of
Microcomputer Software

PRESENTS

APPLE™
ATARI™
CANON AS-100™
COMPUSTAR™
HEATH/
ZENITH Z-100™
IBM-PC™
KAYPRO II™
MORROW
DESIGN™
NEC™
NORTHSTAR™
OSBORNE™
PET/CBM™
SUPERBRAIN™
TRS-80™
CP/M DISKS
DISKETTES

HOME FINANCE

PERSONAL FINANCE SYSTEM (ALL)	\$ 39.95
TAX OPTIMIZER (ALL)	\$ 59.95
MICROCOMPUTER STOCKS (ALL)	\$ 59.95
MICROCOMPUTER BONDS (ALL)	\$ 59.95
BUDGET MODEL ANALYZER (ATARI)	\$ 23.95
PERSONAL BALANCE SHEET (OSBORNE)	\$ 29.95
STOCK MASTER/STOCK PLOT (APPLE)	\$ 59.95
NYINDEX (ATARI)	\$ 29.95
STOCKAID (ATARI)	\$ 29.95
PORTFOLIO MANAGEMENT (APPLE/OSB)	\$ 69.95
INVESTING ADVISOR (TRS)	\$ 39.95
INVESTMENT MANAGEMENT (ATARI/IBM)	\$ 49.95
OPTIONS ANALYSIS (TRS/OSB/APPLE)	\$ 99.95

BUSINESS

FINANCIAL MANAGEMENT (NORTH STAR)	\$149.95
MAIL MASTER (ATARI)	\$ 39.95
PAYFIVE (APPLE)	\$149.95
LIFE CYCLE ANALYSIS (APPLE)	\$ 39.95
DATA RETRIEVAL SYSTEM (ATARI/CPM)	\$ 29.95
OPTIMAC (TRS/APPLE)	\$ 43.95
BOOKKEEP (CPM)	\$ 69.95
CUSTOMER PROFILE (OSBORNE)	\$ 59.95

EDUCATION

HODGE PODGE (APPLE/TRS)	\$ 18.95
CHILDREN'S CAROUSEL (APPLE)	\$ 19.95
TEACHER'S AIDE (ALL)	\$ 17.95
TEACHER'S GRADE BOOK (APPLE)	\$ 49.95
PLAYER PIANO (ATARI)	\$ 19.95
SPELL IT (APPLE)	\$ 19.95
ELIZA II (ALL except APPLE)	\$ 19.95
PROBABILITY (APPLE/ATARI)	\$ 39.95
TYPEMASTER (TRS)	\$ 18.95
FEELING BETTER (APPLE)	\$ 39.95
FROGMASER (ATARI)	\$ 21.95

DISKETTES

5 1/4" SS/SD with hub rings, packed in plastic storage box (10/box)	\$ 19.95
--	----------

PRICES ABOVE ARE FOR 5 1/4" SINGLE DENSITY. ADD \$3.00 FOR DOUBLE DENSITY, \$2.50 for 8"

CARD GAMES

BRIDGE MASTER (ALL)	\$ 29.95
GIN RUMMY (APPLE)	\$ 22.95
POKER PARTY (ALL)	\$ 23.95
BLACKJACK COACH (ALL)	\$ 33.95
EUCHRE (ATARI)	\$ 19.95

WAR GAMES

LEIPZIG 1813 (ATARI)	\$ 33.95
SHILOH 1862 (ATARI)	\$ 33.95
IRONCLADS (CPM)	\$ 29.95

ADVENTURE

CRANSTON MANOR (CPM)	\$ 19.95
WINDMERE ESTATE (NORTH STAR/APPLE)	\$ 29.95
ZODIAC CASTLE (NORTH STAR/APPLE)	\$ 29.95
STARSHIP LANDING PARTY (TRS)	\$ 19.95
GENESIS-THE CREATOR (APPLE)	\$ 49.95
VALLEY OF THE KINGS (ATARI)	\$ 29.95

GAMES

VALDEZ (ALL)	\$ 23.95
FLIGHT SIMULATOR (ALL)	\$ 23.95
BACKGAMMON 2.0 (ALL)	\$ 23.95
MANAGEMENT SIMULATOR (ALL)	\$ 29.95
CHESS MASTER (CPM/TRS)	\$ 23.95
STARBASE 3.2 (ALL)	\$ 17.95
CACTUS LEAGUE BASEBALL (ATARI)	\$ 19.95
FINAL ASSEMBLY (ATARI)	\$ 19.95

ENGINEERING/STATISTICS

DIGITAL FILTER (ALL)	\$ 53.95
HARMONIC ANALYZER (ALL)	\$ 33.95
BASIC SCIENTIFIC SUBS. Vol. 1 (ALL)	\$ 53.95
BASIC SCIENTIFIC SUBS. Vol. 2 (ALL)	\$129.95
BASIC STATISTICAL SUBS. (ALL)	\$ 99.95
CELESTIAL BASIC (APPLE)	\$ 49.95
ACTIVE CIRCUIT ANALYSIS (ALL)	\$ 43.95
BEAM DEFLECTION (ALL)	\$ 39.95
ANALYSIS OF VARIANCE (ALL)	\$ 43.95
PRINCIPAL COMPONENTS (APPLE)	\$ 49.95
STATTEST (ALL)	\$ 33.95

THESE ARE ONLY A FEW OF THE HUNDREDS OF PROGRAMS
IN THE DYNACOMP LIBRARY.

Besides being the leading distributor of microcomputer software, **DYNACOMP** currently distributes software in over 60 countries. **DYNACOMP** provides FRIENDLY, ACCESSIBLE CUSTOMER SERVICE through our highly qualified and knowledgeable staff. WE'RE AS NEAR AS YOUR TELEPHONE.

DYNACOMP'S prices are highly competitive and we promise prompt processing of every order!

WRITE FOR A FREE, DETAILED CATALOG

Daytime
Toll Free Order Phones:
(800) 828-6772 (800) 828-6773

24 Hour
Message and Order Phone:
(716) 442-8731

Office Hotline:
9-5 E.S.T.
(716) 442-8960

DYNACOMP, INC.

1427 Monroe Avenue • Rochester, NY 14618

www.commodore.ca

D. D. Thornburg, *Every Kid's First Book of Robots and Computers*, COMPUTE! Books, 1982. Level A.

D. D. Thornburg, *Discovering Apple Logo: An Invitation to the Art and Pattern of Nature*, Addison-Wesley, 1983. Level B, C.

D. Watt, *Learning With Logo*, McGraw-Hill, 1983. Level B.

Computer Languages And Products

In addition to the commercial languages shown here, COMPUTE! has published versions of PILOT to BASIC interpreters that include turtle graphics. These articles started in September 1982 with a version for the Apple by Alan Poole.

Apple computers:

Apple Logo (disk from Apple)
Terrapin Logo (disk from Terrapin)
Krell Logo (disk from Krell)
Delta Drawing (disk from Spinnaker)

Atari computers:

Atari PILOT (cartridge from Atari)
Atari Logo (cartridge from Atari)
WSFN (disk from Atari APX)
Delta Drawing (cartridge from Spinnaker)

Commodore computers:

Commodore 64 Logo (disk from Commodore)
COMAL (Commodore 64 disk from COMAL User's Group, Len Lindsay, Madison, WI)
Turtle Graphics II (Commodore 64 cartridge from HES)
Delta Drawing (cartridge from Spinnaker)

IBM computers:

Dr. Logo (disk from Digital Research)
Delta Drawing (disk from Spinnaker)

Radio Shack computers:

Radio Shack Color Computer (disk or cartridge from Radio Shack)

Texas Instruments computers:

TI Logo (cartridge from Texas Instruments)

Robots:

TOPO (remote-controlled robot from Androbot)
RB-5X (self-contained robot from RB-Robotics)
Hero-1 (self-contained robot from Heath)

Organizations

The following organizations provide generally nonoverlapping views into the community of users of languages like Logo.

Asociacion Amigos de Logo
Salguero 2969
1425 Buenos Aires, Argentina

Friends of LISP/Logo and Kids (FOLLK)
436 Arballo Dr.
San Francisco, CA 94132

National Logo Exchange

P.O. Box 5341
Charlottesville, VA 22905

Young People's Logo Association

1208 Hillsdale Dr.
Richardson, TX 75081


A Note About "Friends Of The Turtle"

I have received overwhelming support from you all in the last two years. Together we have seen turtle graphics and the languages that support it move from relative obscurity to the forefront of the personal computer experience. In the beginning there was little to keep track of — and more time to help people on a direct basis. Now the vision we all shared has become reality — high quality turtle graphics environments are available on most of the personal computers on the market today. In keeping with this change, I have decided to focus all my activities for "Friends Of The Turtle" on this monthly column. As always, I want to hear from you with your ideas and programs that you would like shared with your fellow readers. Those of you wishing to join an organization that supports your interest should contact the organizations listed above. Each is excellent and can provide many valuable services to members.


Thank you for a wonderful two years — may the next years be as exciting. ©

C-64 VIC20 ATARI


CHILD DEVELOPMENT SERIES


BECi


ADD/SUB—\$16.95
Displays single or multiple digits with or w/o pictures, borrows, carries, scoring, and audio/video feedback.



NUMER-BECi—\$16.95
Number recognition, object counting, object grouping, and number/size/shape discrimination.





ALPHA-BECi—\$16.95
Twenty-six screens with letters/pictures/labels 'built' on the screen.. **VIC-20 only**





Dealer Inquires Invited

BOSTON EDUCATIONAL COMPUTING, INC.

78 Dartmouth Street, Boston, MA 02116
(617) 536-5116 *MA res. add 5% tax



SOFTWARE MOVIES™



NEW!

SOFTWARE DESIGNS FOR
DEVELOPING YOUNG MINDS™

MAXIMUS, Inc. is excited to present two new educational software movies for kids of all ages . . . and more are on the way!

STORYLINE™ makes bedtime, or anytime, a warm and friendly funtime. Clover the Clown is your tourguide for two fairytales: The Ugly Duckling and Rumpelstiltskin. Through computer magic you become a part of each story!

SAFETYLINE™ combines fun with important lessons about safety. Max the Cat shows you how to cross the street safely going to school and what to do when lost at the zoo.

Both software movies have interactive games that reinforce the fun and learning. Both have real human voices; you don't need a voice synthesizer!

Features of the software include:

- Sophisticated Face Animation
- Lip-Synchronized Voices
- Original Musical Scores
- Superior Full-Color Graphics
- Optional Joystick Control
- Machine Language Programs

Relax and enjoy yourself. Let Max, Clover, and their colorful friends guide you through a new world of fun and learning. You'll be amazed at how real they are!

STORYLINE™ and SAFETYLINE™ are currently available for any Atari computer with 48K. Each software movie comes in either CASSETTE ONLY (\$29.95) or CASSETTE/DISK (\$34.95) versions. Order by mail or phone. Visa and Mastercard welcome. Include \$2.50 postage and handling; Virginia residents add 4% sales tax. Dealer inquiries invited. Write for our free catalog. MAXIMUS, Inc., 6723 Whittier Avenue, McLean, Virginia 22101.

ORDER TOLL-FREE 1-800-368-2152

MAXIMUS ...Where Excellence is the Standard



Questions Beginners Ask

Tom R. Halfhill, Features Editor

Are you thinking about buying a computer for the first time, but don't know much about computers? Or maybe you just purchased a computer and are still a bit baffled. Each month in this column, COMPUTE! will answer some questions commonly asked by beginners.

Q What is the best way to mail computer tapes and disks?

A As carefully as possible. Many tapes and disks arrive at COMPUTE! Publications every month. The vast majority survive the mails unscathed, thanks to careful packing and postal handling. But cracked plastic cassette boxes and crumpled envelopes show that some of them have had a bumpy trip.

Cassettes seem to fare better than disks because of their rigid plastic enclosures. If you need to mail only a few programs, a cassette might be safer. Be sure to use an unbreakable plastic cassette box instead of the standard Philips box.

Disks should always be mailed in the stiff cardboard mailers available at some stationery shops and computer stores.

For either tapes or disks, use a padded envelope if possible, or wrap the media with paper or foam. Plainly mark the envelope with these warnings: "Handle With Care," "Hand Stamp Only," and "Magnetic Media Enclosed — Keep Away From Electric Motors And Other Magnetic Sources." Wrapping the media with aluminum foil offers little or no protection against magnetic fields.

If you find yourself regularly mailing programs to friends, you might want to consider equipping your respective computers with modems and transmitting the programs over the phone. This is also a lot faster and sometimes even cheaper.

Q I am new to home computing. I bought an Atari 800 with a cassette recorder in September. I understand some of the advantages of disk storage versus the cassette, but would like to know some of the disadvantages, if any. I also

don't understand why Atari's 810 disk drive is so expensive (about \$450). Are there disk drives for this machine that are more moderately priced?

A There are a few disadvantages to disk drives as opposed to cassette recorders, but most people find the balance weighs heavily in favor of disks.

Probably the biggest disadvantage is the one alluded to in the second part of your question: the higher cost of a disk drive. Ironically, a year or two ago your question would have seemed strange to most computer hobbyists, because at that time \$450 or even \$550 was considered a good price for a disk drive. Since then, prices of personal computers have been dropping as drastically as were prices of hand-held calculators in the mid-1970s. However, as you've noticed, prices of certain peripheral equipment — such as disk drives and printers — have dropped relatively less. There are two general reasons for this.

First, computers are largely solid-state devices with virtually no moving mechanical parts except for their keyboards. Their major components are silicon "chips" — memory chips and microprocessors. Rapidly declining manufacturing costs for chips account for much of the computer price-cutting. But disk drives and printers are more mechanical than electronic. They are complex machines with scores of precision moving parts. It is much harder to cut costs because mechanical technology is not advancing nearly as fast as electronic technology.

Second, the well-publicized price war of 1982-83, primarily between Atari, Commodore, and Texas Instruments, forced computer prices to drop even lower. Peripherals were not as affected by the price war partly because many dealers were selling computers "at cost," and then depending upon peripherals and software for profits.

For these reasons it is likely that prices of disk drives and printers will continue to decline only slowly. It is difficult to economize without sacrificing precision and reliability. Cassette recorders, at less than \$90, will remain attractive alternatives.

A New
Definition for
Ambidextrous

ENJOYSTICK

Atari Compatible

TG Products brings a new meaning to the word ambidextrous ... the revolutionary, new ENJOYSTICK™ features a unique fire button module that can easily be interchanged for right or left handed play.

The ENJOYSTICK is also styled for the natural gripping action of the hand, allowing a more coordinated tracking/firing action for increased scores and less fatigue, especially during extended play. The self-centering mechanism operates smoothly with high precision control.

The ENJOYSTICK is compatible with the Atari 400/800 and 1200XL, the Atari VCS 2600 Video Game, the Sears Video Arcade, the Commodore 64 and VIC 20 and the NEC PC 6000.

Also, look for games by TG Software including such titles as NIGHTSTRIKE, DROIDS, OZZY'S ORCHARD and ABRACADABRA.

TG
PRODUCTS

TG Products, 1104 Summit Ave.,
Suite 110, Plano, Texas 75074 (214)
424-8568

 www.commodore.ca

ENJOYSTICK is a registered trademark of TG Products
Atari 400/800/1200XL and VCS 2600 are trademarks of Atari, Inc.
Sears Video Arcade is a trademark of Sears, Roebuck and Co.
Commodore 64 and VIC 20 are trademarks of Commodore Electronics
NEC PC 6000 is a trademark of NEC Home Electronics (U.S.A.), Inc.

The greater complexity of disk drives accounts for their other disadvantages as well. Recorders are easier to use, particularly by beginners. They offer fewer features, fewer options. There is no Disk Operating System (DOS) to worry about, and no menu of disk commands to learn. Too, disk drives are sensitive to bumps and jolts when moved from place to place. The read/write head (analogous to the play/record head in a cassette recorder) requires extremely precise alignment for reliable operation. Plus, when a cassette recorder does break down after the warranty period, it can probably be fixed by any good audio equipment repair shop. A disk drive must be fixed at a special service center.

These factors must be balanced against a disk drive's much greater speed, flexibility, capacity, ability to use a wider variety of commercial software, and greater reliability of storage.

To answer your specific question about alternatives to the Atari 810 drive, there are several units now being sold by independent manufacturers. They are regularly advertised in COMPUTE! and other computer magazines. They are not significantly less expensive than Atari drives, but some do offer more storage capacity at a lower price. You should visit your local computer dealer or write the manufacturers for more detailed information.

©

COMMODORE USERS

Join the largest, active Commodore users group. Benefit from:

- Access to hundreds of public domain programs on tape and disk for your **Commodore 64, VIC 20 and PET/CBM.**
- Informative monthly club magazine **THE TORPET.**

Send \$1.00 for Program & Information Catalogue. (Free with membership).

Membership	Canada	—	\$20 Can.
Fees for	U.S.A.	—	\$20 U.S.
12 Months	Overseas	—	\$30 U.S.

Toronto Pet Users Group Department "S"

1912A Avenue Road, Suite 1
Toronto, Ontario, Canada M5M 4A1

* LET US KNOW WHICH MACHINE YOU USE *

A Complete Business Software Package Special Offer **\$59**

TI-99/4A COM-64 VIC-20 IBM (Peanut)

Reg. \$159

Save over \$100⁰⁰

Written by Pros
Tested by Business
Easy to use

During this special offer, you can purchase a Software package that will cover all the needs of most small businesses for less than the cost of some games.

PACKAGE II
\$39

Features:

- Cash Journal
- Record Keeper

- **Accounting Ledger . . . \$39⁹⁵**
 - Select and name all records
 - Up to 100 records for Income and Expenses kept monthly and year-to-date
 - Gives subtotal, total and net profits where desired
 - Displays to screen or printer up to 6 months and year-to-date
- **Inventory Control \$39⁹⁵**
 - Allows you to name your records
 - Keeps 6 columns of information for up to 1000 items. The columns are Name, Quantity, Item Cost, Total Cost, Reference Quantity, and Note
- **Mail-Out \$39⁹⁵**
 - Keeps a file of 1000 names and addresses (with phone numbers)
 - Outputs to a printer for labels to mail out information
 - Has file search for names
- **Letter Writer \$39⁹⁵**
 - Inputs and Edits to the screen
 - Selects a heading, address body, and closing for letters
 - Stores and outputs to the printer

DISK DRIVE REQUIRED

ALL FOUR FOR \$59⁰⁰ or PACKAGE II FOR \$39⁰⁰

Mail to: Bizware, Inc. / 5014 Hwy. 29 / Lilburn, GA. 30247

Visa | MasterCard | Card # _____ Exp. Date _____

Authorized Signature _____

Name _____

Address _____ Phone # _____

City State Zip _____

Please Add \$2.00 Handling Phone: 404-925-4686 in GA.

Bizware, Inc., Atlanta, GA 1-800-221-7171

Software City Gift Certificates

The perfect gift...

FOR COMPUTER OWNERS
Thousands of software programs
in stock: entertainment,
small business, home, etc.

FOR EVERYONE ELSE
Tremendous selection of books
and magazines: how to choose a
computer, elementary programming,
and more (Plenty for old pros too!).

So end your holiday gift dilemma! Give a Software City Gift Certificate.
Perfect for everyone on your list.


GIFT CERTIFICATES GOOD AT ALL STORES.

ALABAMA: Birmingham (205) 591-8314 • Huntsville (coming soon) **ARIZONA:** Phoenix (602) 264-1422 • Tucson (602) 721-1008 **COLORADO:** Westminister (303) 287-2606 **CONNECTICUT:** Orange (203) 799-2119 • Stamford (203) 359-1414 **DELAWARE:** Wilmington (302) 478-4880
FLORIDA: Sarasota (813) 923-4040 • Tampa (813) 961-8081 **GEORGIA:** Atlanta (404) 257-1833 **ILLINOIS:** Arlington Hts. (312) 259-4260
W. Springfield (217) 739-5101 **KENTUCKY:** Louisville (502) 893-3838 **MARYLAND:** Bethesda (301) 488-1001 **MASSACHUSETTS:** Midland Park (201) 972-1150 • Fair Lawn (201) 391-0931 • Green Brook (908) 968-7780 • Hamilton (609) 890-1066 • Linwood (609) 927-3393
Princeton (609) 683-1644 • Red Bank (201) 747-6490 • Ridgefield (201) 943-9444 • Summit (201) 273-7904 • Teaneck (201) 692-8298 **NEW YORK:** Fairport (716) 223-3723 • Forest Hills (212) 261-1141 • Great Neck (516) 482-4929 • Manhattan (212) 832-0760 • Mt. Kisco (914) 666-6036
N. White Plains (914) 946-1800 • Pomona (914) 888-6660 • Staten Island (212) 351-9217 • Syracuse (315) 445-2577 **NORTH CAROLINA:** Charlotte (704) 366-5218 **OHIO:** Columbus (614) 888-6660 • King of Prussia (202) 864-6981 **OKLAHOMA:** Tulsa (918) 747-0558 **PENNSYLVANIA:** Bethel Park (412) 854-1777 • Exton (215) 524-1483 • Vermont: Burlington (802) 864-6981 **VIRGINIA:** Fairfax (coming soon) • Richmond (804) 740-8400
PUERTO RICO: San Juan (809) 781-9357 **WASHINGTON:** Bellevue (206) 451-1141 **ENGLAND:** London (coming soon)
Virginia Beach (804) 463-8220

SOFTWARE ALWAYS DISCOUNTED
RETAIL STORE FRANCHISES: \$32-40,000 est. total invest. Offering by prospectus only. Direct inquiries to SOFTWARE CITY: Franchise Dept.
Software City • 1415 Queen Anne Road • Teaneck, NJ 07666



- Superior Workmanship
- 100% Warranty
- Custom Fit
- Double-Stitched Seams
- Cut-Outs for Wiring



Printer Model 15	26.89	Slave RFD-40	10.89
HAYES		Pair RFD-40	14.89
Modem 300	6.89	PROWRITER	
Modem 1200	6.89	Printer	14.89
IBM-PC		Printer Model II	26.89
Keyboard	18.89	RANA	
Monitor	26.89	Disk Elite I	10.89
Mem. Unit	26.89	Stack Elite I	18.89
Mon. & Mem. Stack	36.89	SANYO	
MICRO-SCI		Monitor VM4509	18.89
Disk	8.89	SEIKOSHA	
Disk Stack	14.89	Printer GX-100	18.89
NEC		SIDEWRITER	
Computer 8001A	14.89	Keyboard	10.89
w/Wedge 8001A	18.89	T.I.	
Disk	18.89	Computer 99/4A	14.89
Monitor JB1201MA	26.89	Monitor	26.89
Printer PC8023AC	14.89	Interface	26.89
OKIDATA MICROLINE		Printer	18.89
Printer 82 A	18.89	USI	
Printer 83 A	26.89	Monitor P-3	26.89
PERCOM		ZENITH	
Master RFD-40	10.89	Monitor 12" Green	26.89

The above are registered trademarks of Apple Computer Inc., Atar Inc., Commodore Elec. Ltd., Diablo Systems Inc., Epson of America Inc., Franklin Computer Corp., Freedom Liberty Elec., Gemini Star Micronics, International Business Machines Inc., Nippon Elec. Co. Ltd., OKI Elec. Industry Co., Percom Data Corp., C. ITOH Elec., Sanyo Elec. Ltd., Axiom Corp., Texas Instruments Inc., Zenith Data Systems

■ All orders shipped within 3 days of receipt. ■ In Michigan, add 4% sales tax.

■ Allow 14 days for personal check order.

P.O. Box 68, Sterling Hgts., MI 48078

Stitcher Inc. Name _____

Payment _____ Address _____

Method _____ City _____

Check _____ State _____ Zip _____

Credit Card _____

Master _____ Exp. _____

VISA _____ Exp. _____

MFR/MODEL	QTY	COLOR	TOTAL

Postage & Handling \$1 50

TOTAL

Millionaire

Gary M. Kaplan

Blue Chip Software isn't making claims about *Millionaire's* ability to sharpen your stock market investment skill, but it's certainly a vehicle for learning investment finance, and a whole lot of fun. It's available on disk for the Atari 400/800, Commodore 64, Apple II and III, among other computers.

When you first play *Millionaire*, you begin at the Novice level with a \$10,000 stake. With it, you can buy and sell 15 different big name stocks in five industry groups. If you like the look of oil and gas, you can own shares in Conoco, Exxon, and Mobil. If you are feeling bullish about the auto industry, General Motors, American Motors, and Bendix are up for grabs. A retail group, a heavy industry group, and (since it's a computer game) a computer group, round out the industries. Purchase decisions are based on a steady stream of business information you'll have to wade through.

Millionaire creates 91 weeks of stock market fluctuations and starts you out at week 14 with access to the preceding weeks' data. From there, you're on your own — either to the good life, or the poorhouse.

Reading The Market

Analysis is the key to your future. And, just like the real market, there's plenty to examine. Each week you'll be given the variables creating the market's present environment. These

include corporate histories; a stock market graph showing the overall market trend; industry group graphs showing how each industry is doing; individual stock graphs; stock price tables; and a News Journal with company announcements which may affect business.

A news item might inform you of an IBM technology innovation. That could well mean a rise in IBM stock, but could also affect the entire industry. The value of Control Data and NCR stocks might well tumble.

After you've digested the current state of the market, and determined what is relevant to your potential investments, you're ready to make a transaction. Taking a cue from Wall Street, *Millionaire* is a little cold-hearted to those at the Novice level, where you work on a strict cash basis. If you want to buy stocks, you've got to put up the actual greenbacks.

Upward Mobility

Shrewd maneuvering will propel you to the Investor (\$12,000) plateau. Since you're building your fortune, options are opening up. At this level, you can buy on margin (borrow a percentage of the total purchase price of your stocks). Even greater flexibility comes if your fortune increases.

A Speculator (\$18,000) is eligible to use *call* options. They assume a significant rise in a stock and allow the buyer to purchase at a slightly higher price at a later date. A Professional (\$40,000) may use *put* options. They are used when you predict a significant decline in a stock and allow selling the stock at a slightly lower price. Players

at the Broker level (\$100,000) can borrow significantly from their net worth.

The road to riches is not smooth by any means. *Millionaire's* Wall Street is full of traps, and you might fall into any number of them. Your margin accounts may be called, or your capital could erode due to high interest payments and overextended credit. And there are those nasty brokerage commissions and taxes which take a bite out of your purse.

At week 91, your assets are converted to "cash," and a new game can be started at your new financial status. It's a long road before you reach the Millionaire level, but with persistence and a bit of wisdom, it's possible. Wealth — even on Wall Street — usually takes time to accumulate, and *Millionaire* recognizes that financial reality.

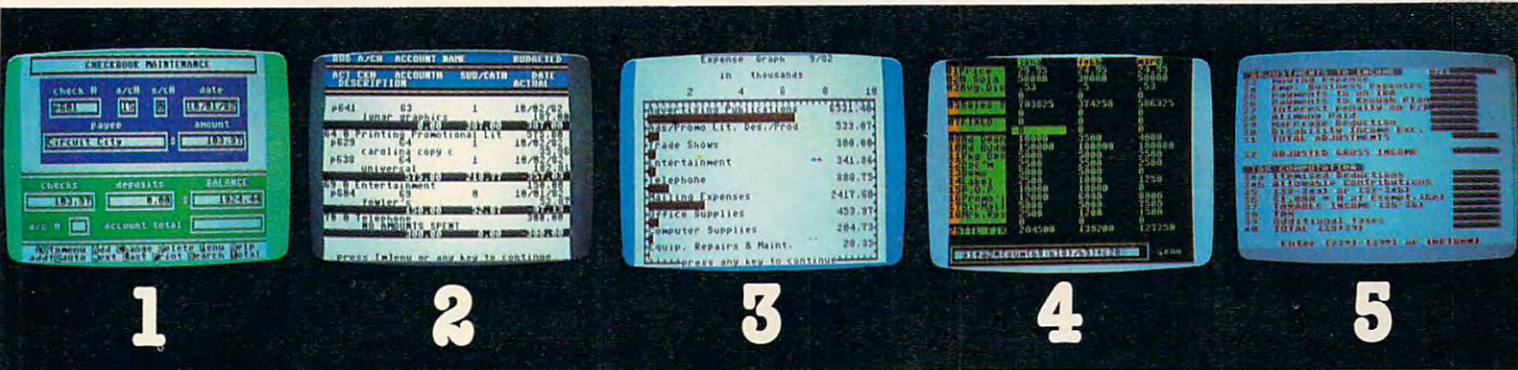
Only one person can play at a time, but the names and status of 14 players are retained. (Two or more can play together, providing they come to a consensus on investment decisions.) You can also stop and save the game, picking up where you left off later. Actual game time is approximately two hours.

Millionaire is challenging and provides quite an education in the art, or science, of playing the stock market. It's ideal for beginners because it grounds them in market basics. People with market experience will like it because it's frustratingly true-to-life. For anyone, it's a lot of fun.

Millionaire
Blue Chip Software
19537 Wells Drive
Tarzana, CA 91356
\$59.95 to \$69.95 (disk only)

©

Five Easy Ways To Clean Up Your Finances.



actual screen display *Indicates function being shown

1
Chart of Accounts
*Checkbook Maintenance
Check Search
Prints Checks

2
*Detail Budget Analysis
Summary Budget
Analysis
Income/Expense
Statements
Net Worth Statement

3
Appointments Calendar
Payments Calendar
*Color Chart Package
Mailing List

4
*Spreadsheet
Compatible with
Finance 1, 2 and 5

5
*Income Tax
Prints forms
Most schedules
Uses Finance 1, 2 and 4

the Complete Personal Accountant™



Whether you're cleaning up at home or around the office, there's NOW a COMPLETE line of money management software that will attend to all the details, while letting you see the whole financial picture. The *Complete Personal Accountant's* exclusive combination of easy to use programs give the wise investor a quick and dependable way to control finances and plan for the future.

FINANCE 1 gets you organized with a standard chart of accounts adaptable to any situation. The Checkbook Maintenance program with *full screen editing* and special 'Help' commands let you find any check by any field. You can flag tax deductibles, reconcile your bank statement, print checks and more.

FINANCE 2 tells you where your money is, where it's going and where it's coming from. The Detail and Summary Budget programs show exactly where you're spending your money. The Income/Expense and Net Worth programs provide professional-looking statements that can be printed with any 80 column printer.

FINANCE 3 separates the CPA from the competition. No other finance package for the home or small business gives you Ap-

pointments and Payments Calendars for scheduling your time and money. Few packages offer the ability to chart each account in color. And only the CPA includes a mailing list with a 1200 name capacity*. All reports are printable with an 80 column printer.

FINANCE 4 lets you determine the "what if's" of your financial future. With this easy to learn spreadsheet you'll spend more time making decisions and less time crunching numbers.

FINANCE 5, The Tax Handler™, uses your files from Finance 1, 2 and 4 to complete your taxes in a fraction of the normal time.

The Complete Personal Accountant™ line of money management software is simply the most comprehensive, easy to use financial software available anywhere.



	Disk	Cassette
Finance 1	39.95	34.95
Finance 2	29.95	24.95
Finance 3	29.95	24.95
Finance 4	29.95	24.95
Finance 5	59.95	54.95

SAVE when you purchase Finance 1, 2 and 3 as a set

79.95 74.95

Available for Atari 400/800/1200*, Commodore 64™, IBM PC™; TRS 80 Color™ and Vic 20™

Prices subject to change without notice. Add \$3.00 for postage and handling.

Ask your local dealer to see a running demo or call 1-800-334-SOFT to order direct.

*Varies according to computer.

programmer's institute

a division of

p.o. box 3470, department c, chapel hill, north carolina 27514


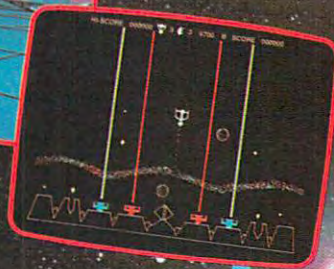
futurehouse

www.commodore.ca



SPEED, ACTI



Sierra On-Line presents five games with all you could ask for in space action. Our exceptional graphics put you in the heat of the battle, and the rest is up to you.



ON, THRILLS



SIERRA ON-LINE BUILDING COARSEGOLD CA 93614
209 683 6856

The Witness

Dan Gutman

Monica *could* have shot her father, Freeman Linder. She had every reason to — her mother had said in her suicide note that she just couldn't take Freeman anymore. Coincidentally, Monica is now the heiress to his fortune, and besides, she left the house only a few minutes before the gunshots shattered the window and Linder died.

Then again, it could have been Phong, the poker-faced butler, who was promised a fortune by Linder — and never got a thin dime. And what about Stiles, Mrs. Linder's secret lover? The poor guy's been in a state since her suicide — or was it murder? He knows Linder ignored his wife, and Stiles was rumored to be a "hired mercenary" in 1907. The case is yours to solve.

The Witness is the latest in Infocom's masterful series of all-text adventures, and it may be their best one yet. The game, available in versions for most microcomputers, takes us back to the Thirties. The writing is colorful, like a pulp detective novel, and reflects the period. At one point Monica tells you this new actor (Bogart) she saw in a movie is not going to make it big. With games like this, the distinction between reading a novel on disk and playing a game has become blurred. *The Witness* is a novel, except that you are one of the characters, and every move you make affects the outcome.

Talking To The Computer

Other adventure games restrict you to simple commands like "go north" and "shoot gun." With Infocom's "Interlogic" programming system, the computer can understand complete sentences. Communicating this way gives you a much stronger

sense that you are participating in the story. However, as the game freely admits, "English is my second language." The program will only answer two specific types of questions: ones asking for information and ones asking for the whereabouts of someone or something. You've got to be very careful with your phrasing. If you borrow a note from Monica and type "give back note," the computer will tell you, "You can't see any back note here." You should have typed "give the note back." Nevertheless, with a little cooperation on your part, the computer does a superb job of catching your drift.

If you get hooked on this game (and there's a good chance) you'll find yourself drawing intricate floor plans of the Linder house and jotting down notes to yourself. You will ruthlessly interrogate every suspect and shadow their every move. You will pick up every knick-knack on the mantelpiece and dust them for fingerprints or send them to the lab for examination. You will become frustrated, disgusted, and type rude suggestions into the keyboard. You could start arresting furniture just to see how the computer will respond. You will be possessed.

The Witness is somewhat like *Deadline*, Infocom's first mystery thriller, but *Deadline* tended to bog down as you ran out of leads to follow. Here you are provided with a loyal assistant, Duffy, who is more than happy to make plaster of Paris footprint casts for you, bring objects to the lab for analysis, and uncover little clues you might have overlooked. All you've got to do is "ask Duffy for help."

Infocom does not crank out games and hope that one will click with the public. Each game is so clever and so intricate that you know somebody put thousands of hours of work into it. The game is a piece of art right down to the packaging, for

which Infocom has become famous. Out of *The Witness* package tumbles a suicide note, an urgent telegram, a newspaper page containing an article about Mr. Linder, a matchbook with some numbers scrawled on it, and a 12-page *Detective Gazette* with instructions for the game along with 1930s ads for handcuffs and fingerprint kits. And a floppy disk — can't forget that. With this game, you get your money's worth.

For Dedicated Players Only

However, as good as *The Witness* is, it's not a game for everyone. You have 12 hours to solve the crime, but do you have 12 hours to play a computer game? Fortunately, you can save your game on a blank disk and pick it up later. Even so, to investigate every room in the house, question every suspect, and follow up every lead may be equivalent to reading *The Complete Works of Shakespeare*. You can't just stroll around the house by typing "go to Monica's bedroom" or "enter the garage." It may take half an hour of directional search just to find Monica's bedroom, and she may have gone to the movies while you were bumping into the walls. To get in the room, you must first find the key, unlock the door, and open the door — all separate commands. To make matters more difficult, you have no way of knowing if a suspect is telling the truth or lying to you — that suicide note from Mrs. Linder could have easily been faked by Monica, Stiles, Phong, or even Mr. Linder. Infocom supplies no key to solve the mystery, and you may never solve it on your own.

The Witness requires a dedication that few other games require. There are no pretty graphics here. It's you, your imagination, and the words on the screen. My guess is that people who enjoy challenging puzzles — jigsaw, crossword,

WE'LL BACK YOU UP!

"The best back-up and disk utilities to date."

DEALER AND DISTRIBUTOR INQUIRIES INVITED

Order from

MICRO-WARE DIST. INC.

1342B Rt 23 Butler, NJ 07405

201-838-9027




THE CLONE MACHINE™ FROM MICRO-WARE DIST. INC.

Take control of your 1541 disk drive with this indispensable disk users tool. The Clone Machine will allow you to copy programs, files, full or partial disks, and even allow track/block editing. Package includes:

- 1) Complete and thorough users manual
- 2) Copy with one or two drives
- 3) Copy all file types including relative files
- 4) Investigate and back-up many protected disks.
- 5) View track/block in HEX or ASCII
- 6) Easily edit track blocks
- 7) Display full contents of directory and print
- 8) Change program names, add, delete files with simple keystroke
- 9) Easy disk initialization
- 10) Supports up to four drives

All this
for only
\$49.95

**Special limited
introductory
offer
\$39.95**



The NEW REVISED Nibbles Away II™

version C by
COMPUTERApplications

- 1) Full Apple IIe compatibility
- 2) New auto-loading to simplify parameter access
- 3) Added printer compatibility
- 4) Enhanced printing formats
- 5) CTRL P screen snapshot to printer
- 6) Enhanced sector editing
- 7) New disk data search & full disk diagnostics
- 8) Subscription to NIBBLE NEWS Available for back up hints and new parameter settings.

NIBBLES AWAY II version C is still the best and most supported back up program available. Written about in the New York Times Business Section, Science 83, Digital retailing, and other publications as one of the most popular of its kind. A necessary program for all Apple & Franklin owners. List \$69.95

**Limited special offer
only \$64.95**

www.commodore.ca

anagrams — will enjoy *The Witness*, while those who favor television game shows may not. People who like to curl up with a good book — especially a mystery novel — will love it, while those who lean toward *Garfield Goes Condo* should pass it up.

For those of you who choose not to solve the crime, I feel it is only fair to share my findings with you. I have devoted the last three months of my life to this case and just moments ago solved the crime, arrested my suspect, and sent that person to jail. The murderer of Freeman Linder was...

Ed. note: Unfortunately, Mr. Gutman was unable to complete this review for reasons which are still under investigation.

The Witness
Infocom
55 Wheeler St.
Cambridge, MA 02138
\$49.95 to \$59.95
depending on version

of storing it in ATASCII format. This change alone would significantly increase the assembly speed, and would have three bonus side effects as well. First, with a tokenized format it would be possible to LOAD and SAVE source programs just as fast as Atari BASIC can LOAD and SAVE programs; there would no longer be any need to wait for the slower ENTER and LIST commands.

Second, through tokenization, the source file could be compacted to almost half the size of the ATASCII equivalent. The shorter, compacted files would LOAD in even less time, and take up even less disk space. And a condensed program size would make it possible to hold longer files in memory.

Finally, tokenization would allow error detection upon line entry. With the addition of other improvements such as a faster symbol table search, the revised assembler would be extremely fast. If the programmer added some other features like powerful conditional logic, an alphabetized printing of the symbol table, local labels, and macro support, he would have created the best assembler available for the Atari.

A Dream Come True

Stephen Lawrow has made all of these improvements and more, and his MAC/65 macro assembler is the answer to every machine language programmer's dreams. MAC/65 is currently available on the Atari for \$80 from OSS, and Apple and Commodore 64 versions are expected soon. This offers users of MAC/65 the added advantage of being able to use the same assembler on three of the most popular personal computers.

Conditional Assembly

Let's take a closer look at two of MAC/65's best features. The first is *conditional assembly* through the use of the directives .IF, .ELSE, and .ENDIF. The .IF di-

rective evaluates an expression and controls how the following code is assembled. If the value is true (nonzero), only the code between the .IF and the .ELSE or .ENDIF is assembled. Should there exist a .ELSE (it is optional), the code between it and the .ENDIF will be assembled if the value is false. It is possible to nest these conditional constructs. One use of conditional assembly is to let the same source listing produce both cassette and disk versions of a program. This feature is even more powerful when used with the operators .DEF and .REF, which tell whether or not a label has been defined or referenced.

Macro Assembly With Numeric And String Parameters

Macros are defined by the directives .MACRO and .ENDM, and consist of a sequence of frequently used source lines that are given a label. Whenever this label appears at any point in the source listing, the corresponding source lines will be inserted into the assembly. It's like a collection of automatic, prewritten subroutines. Here is an example.

```
1000 .MACRO SAVEREGS
      ;save registers on stack
1010 PHA
1020 TXA
1030 PHA
1040 TYA
1050 PHA
1060 .ENDM
....
.....
5000 SAVEREGS
5010 JSR SOMEPLACE
```

The one call of SAVEREGS in line 5000 will cause five source lines to be assembled in its place. Note, however, that a macro differs in some ways from a subroutine; a macro only affects assembly, and since this example used the stack, SAVEREGS could certainly not be made into a subroutine (which stores a return address on the stack) without a stack conflict.

MAC/65

Craig Chamberlain


Atari's Assembler Editor cartridge is extremely slow. Time spent just waiting for it to assemble a program could be put to much better use programming and debugging, or thinking of new program ideas. For any programmer who spends much time at all using the Atari cartridge assembler, the accumulation of wasted time could be so substantial it might actually be worthwhile for the programmer to rewrite the assembler to make it faster.

Improving The Assembler



Suppose a programmer did decide to improve the Assembler Editor cartridge. For one thing, he would have the editor tokenize each source line, instead

Run! Jump! Slide Flee!
Duck! HIDE

You Won't Just Sit There . . .



ARCADE ACTION AT ITS VERY BEST



Just 5 of 15 Screens

When you help SNOKIE rescue his girlfriend CARA, the action really starts! CARA, held captive by the GRODIES, needs to be rescued - now! It won't be easy. SNOKIE will face all the natural perils of the arctic including snow-boulders, glacier crevasses, moving ice-blocks and falling icicles. Also there are ice lasers and cold rays, installed by the GRODIES. Take the challenge. Go for it!

ATARI
 400/600/800/1200/1400/1450
 16K TAPE or 32K DISK
 \$34.95

by: **Y. LEMPEREUR**
 Game design: **A. Marsily**



28611 Canwood St., Agoura, CA 91301
(213) 991-6540

Dealer inquiries invited.

"Atari" and "Commodore" are trademarks of Atari Inc., and Commodore Inc. respectively.

COMMODORE 64
 Tape or Disk
 \$34.95
 by: **T. Lyndon**

If unavailable from your local dealer, send \$34.95 plus \$2.00 shipping.

A macro can also be defined so that different parameters can be specified each time the macro is called. One good example is the macro defined here to increment a 16-bit memory location.

```
1000 .MACRO INC16
      ;increment a 16-bit number
1010 INC %1
      ;increment lo byte
1020 BNE SKIP
1030 INC %1+1
      ;increment hi byte
1040 SKIP
1050 .ENDM
....
....
....
5000 INC16 $600
```

At assembly time, the value \$600 is substituted for the symbol %1, and the assembler will generate the code to increment the 16-bit number at \$600. Another good example is the macro definition for OPEN, provided in the MAC/65 manual. Once this macro has been defined, it is possible to have a source line which reads OPEN 3,4,0,"D:FILENAME". This one source line will generate all the code necessary to perform an OPEN operation using channel 3, auxiliary bytes 4 and 0, and the specified filename. This takes a lot of the drudgery out of the tasks of writing in machine language.

In the definition of OPEN (not reprinted here), the symbol %1 would represent the first parameter, in this case a 3. The second parameter corresponds

to %2, and so on. String parameters are indicated using a dollar sign, as in %\$1. The symbol %0 is reserved to tell how many parameters were included in a macro call. Combine this with the conditional logic described earlier and you have some very powerful tools.

MAC/65 can handle a nesting level of 14 macros, with up to 63 parameters at any given instant.

The advantages of macros are that they reduce source file size, speed up the development of machine language programs, and reduce the number of programming mistakes. Typing the same code several times increases the risk of error, but a macro is defined only once. Also, a carefully chosen macro name can communicate more information to the reader of a source listing than a bunch of sparsely commented source lines.

Other Features And Limitations Of MAC/65

A local label is one which has a value in only one part of an assembly source. Another label, possibly of the same name but with a different value, can be used in another local section without conflict. This is especially useful when several programmers are each writing sections of a large machine language project. Through the use of local labels, each programmer can use whichever label names he wants, without fear of causing "dupli-

cate label" errors by using label names already chosen by the other programmers. Local labels are possible in MAC/65 with the .LOCAL directive.

The directive .BYTE will print up to four byte values per assembly line, which can save a lot of paper. The .ERROR directive can be used to report errors, such as the illegal use of a macro call. There is an .INCLUDE directive, which allows access to macro libraries, equate files, and multiple source files. There are also bitwise .AND, .OR, and .NOT operators. The operators > and <, when used before an expression, return high and low byte values. This is an improvement over the common, but error prone, usage of /256 and &255.

The RENumber, FIND and REPlace commands of the editor are usually satisfactory, but it would be nice to have a MOVE command. MAC/65 will work only on a 48K machine and is available only on disk, but these two problems will be solved if OSS releases MAC/65 on a cartridge.

It should be noted that MAC/65 comes with OS/A+, the no-nonsense DOS from OSS. OS/A+ is completely compatible with DOS II because the disk routines are the same, but the DUP portion of DOS II has been replaced with a monitor that is always resident and takes up very little additional memory. You can quickly read a disk di-

Atari Assembler Editor Cartridge And MAC/65 Comparison


The test file contained 962 lines of nicely formatted, commented code, and made extensive use of labels but no macros. Macros will slow down MAC/65. The object file was about 2500 bytes. All assembly times are with listing turned off. EASMD is OSS's disk version of Atari's ASM/ED, and is nearly identical to the cartridge.

	EASMD	MAC/65
DISK FILE SIZE (SECTORS)		
(ENTER FORMAT)	231	
(LOAD FORMAT)		133
FREEMEM (BYTES)	30207	28031
TIME TO ENTER (SECONDS)	96	82
TIME TO LOAD	-	0:15
FREEMEM WITH PROGRAM	02389	11489
ASM MEMORY TO MEMORY	323	less than 5 seconds
ASM DISK TO DISK	444	50

PHAROAH'S PYRAMID

Find The Hidden Screen
Within The Game
And Win A
FREE T-SHIRT

ATARI 400/800/1200
T6K • CASSETTE
48K • DISK
Available Soon For
Commodore 64



It sits on the sands of Egypt—silent, foreboding; the blue waters of the Nile sliding silently by. Pharaoh's Pyramid beckons to us across millennia, mysterious, alluring. Where did the stones come from? How were they laid one on top of another? How many lives were lost under hot suns and cool moons to

provide a resting place for the pharaohs of Egypt? Now you can have a personal stake in its completion. Match wits with the ancient Egyptian God, Osiris. Take advantage of gifts given you by the beautiful Isis. Fight through the plagues of Moses as brick by brick you build one of the wonders of the world. There hasn't been a greater challenge since the original Pharaoh's Pyramid!


HISTORY PROVES THAT ALL GREAT GAMES HAVE THREE THINGS IN COMMON.



FAST-PACED FUN THAT LASTS



EVER INCREASING CHALLENGE



GRAPHICS THAT LIVE

PHAROAH'S PYRAMID is a fast action game with that special kind of challenge that makes you say...
"This time I go all the way!"

**AVAILABLE
NOW FROM...**

Master Control Software Inc

"The company that loves great games as much as you do, see your local dealer or call toll free. 1-800-624-5596

P.O. BOX 26714 • SALT LAKE CITY • UTAH • 84126

www.commodore.ca

rectory or unlock a file without erasing your program, and there is no need for the questionable MEM.SAV file.

Speed

MAC/65 is amazingly fast. For relatively small programs, no sooner do you type ASM and press the RETURN key than the assembler starts printing the second pass.

The incredible speed of this MAC/65 has greatly increased my productivity as a programmer, not just because it assembles programs faster, but also because while waiting for the old cartridge, I would often switch the television channel and become interested in a show. Now with MAC/65 there's no time to get distracted.

MAC/65 can assemble source files so fast (for memory to memory with no listing, it takes just a few seconds at the most) that the actual assembly speed becomes almost irrelevant. When assembling from disk, the only thing holding MAC/65 back is the slowness of the disk drive. For a comparison between the Atari cartridge and MAC/65, see the chart.

The Apple version of MAC/65 assembles from disk to disk at twice the speed of the Atari, due to the faster speed of the Apple disk drive.

Reference Manual

MAC/65 comes with a reference manual which gives complete descriptions of all commands, operators, directives, and errors. It is not a tutorial and does not teach machine language. A small macro library is also provided to get the user started. The manual could stand improvement, but it is a good manual, covers all necessary topics, and contains examples.

Compatibility With The Atari Assembler Editor Cartridge

Here is a list of all the differences

between MAC/65 and the Atari cartridge.

1. Source files are completely upward compatible with one exception. MAC/65 uses an algebraic operating system with different precedences for different operators (like BASIC), while the cartridge performs all operations from left to right. Expressions like LABEL + 2/256 will have to be rewritten using brackets, such as [LABEL + 2]/256.

2. MAC/65 has a TEXT mode which turns off the error checking upon line entry, so the editor can still be used to do things like renumbering Atari BASIC programs.

3. There is no DEBUG mode. Only the commands C and D (change and display memory) have been kept. All the other debugging features, including memory manipulation, breakpoints, the instant assembler and the disassembler, are available in BUG/65, an interactive debugging tool which comes with MAC/65.

4. The .INCLUDE files must be in SAVE format.

5. The directive .PAGE now prints at the bottom of a page, not at the top.

6. Bulk line deleting is faster.

7. FIND and REPlace are slower, because the source is not stored in straight ATASCII.

8. Although MAC/65 still does not print a total error count at the end of an assembly, it does at least list all errors to the screen, even if the output is directed to another device such as the printer.

9. Automatic page numbering.

MAC/65
Optimized Systems Software, Inc.
1173 Saratoga-Sunnyvale Rd.
San Jose, CA 95129
(408) 446-3099
\$80


©

COMPUTE!
The Resource.

There is a road.

Many cancer patients need transportation to and from treatments. That's why the American Cancer Society has formed groups of volunteers across the United States who give a few hours of their time each month to drive them. The road to recovery can be a long and difficult one, but it can be that much easier when there are friends who can help along the way.

American Cancer Society




This space contributed as a public service.
www.commodore.ca

Wargames

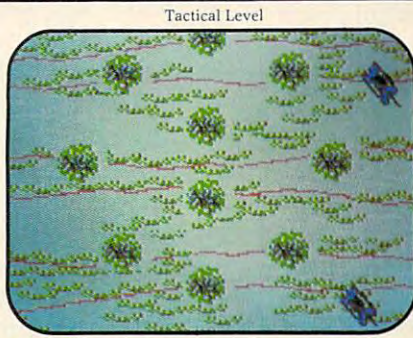
Not the movie the real things!

The Avalon Hill Game Company, America's premiere strategy game maker, has combined their years of experience designing military strategy board games with the latest in artificial intelligence for home computers. The resulting computer games are designed to assist you, the player, with combat results, lines of fire and double hidden movement in two player games and provide a worthy opponent in solitaire games.



Paris in Danger: A simulation of Napoleon's 1814 campaign in France. One of Napoleon's finest, against the invading Allied Armies. (Austrian, Prussian and Russian). You can choose to take the role as Napoleon, Commander Schwarzenberg, or play both sides to re-create the actual campaign. PARIS IN DANGER is unique, in that it allows the players to compete on both the strategic and tactical levels, on a full-color scrolling map of France and surrounding countries.

For all Atari Home Computers, 48K Disk: \$35.00



T.A.C.: Tactical Armor Command during World War II. You control individual tanks, anti-tank guns, and infantry squads. For one or two players featuring outstanding Hi-Resolution graphics, enhanced sound, and stimulating challenge. Five different scenarios are available from Meeting Engagement, Rear Guard, and Static Defense, to Breakout and Stalemate. The players control up to eight vehicles, guns and squads simultaneously, utilizing the equipment of either the German, British, Russian or American forces.

Atari & Apple Disks (48K): \$40.00




LEGIONNAIRE (by Chris Crawford):

Consumer Electronics Showcase Award for Innovative Programming
Wargame of the Year, VIDEO GAMES PLAYER Magazine
Nominee for Wargame of the Year, Game Manufacturers' Association

"On a scale of 1 to 100, this is a 95" SOFTLINE Magazine, March '83.
"Legionnaire is a wonderful game that combines the graphics and movement of arcade games with the depth of strategy games" BYTE, March '83.
"An entertaining, attractive game in which thinking is more important than fast reflexes" COMPUTE!, July, '83.

For all Atari Home Computers, 16K Cassette: \$35.00
32K Diskette for Atari Home Computers: \$40.00
Apple II Computer Diskette (48K): \$40.00

*Trademarks of Warner Communications, Apple Computers Inc. and Tandy Corporation.



Atari 4/800 (40K), TRS-80 (48K) cassettes: \$30.00

Apple II (48K)
Atari Home Computers (48K)
TRS-80 I/III (48K)
diskettes: \$35.00

CLOSE ASSAULT:

Advanced wargame of tactical infantry combat. Russian, German, and American forces are represented in this WWII simulation which blends the allure of computerization with tabletop gaming. CLOSE ASSAULT permits original scenario development or pre-programmed ones. Features include double hidden movement, solitaire or two player option, morale factors, and most unique, a game system that actually lets you control squad level units in life-like situations.

AVAILABLE AT LEADING
COMPUTER GAME STORES
EVERYWHERE

or call Toll-Free: 1 (800) 638-9292
for the name of the dealer near you.
Ask for Operator A.



microcomputer games®

A DIVISION OF

The Avalon Hill Game Company

4517 Harford Road • Baltimore, MD 21214 • (301) 254-5300

www.commodore.ca

Stellar Triumph

Eric Brandon

Space games have nearly become clichés in the world of video-games, but *Stellar Triumph* from H.A.L. Labs is a fun and unique addition to any Commodore 64 game library.

Stellar Triumph pits two players against each other in mortal combat. Each player is given a spaceship, fuel, and up to 32 shots. You can rotate your ship, or thrust either forward or backward with your engines. The objective is simple: Beat your opponent before he beats you.

Playing By Your Own Rules

What makes the game so interesting is the control you have over the "rules" that govern combat. Using simple menus, you can define an incredible number of variables resulting in great variety.

Your ship can either have "inertia," which causes it to drift when you're not thrusting, or it remains stationary until you move it. You can also define the strength of the thrust, and how much fuel you have. Your shots can be fast or slow, and they can be fired in rapid bursts or one at a time.

The best feature, however, is that you can define the properties of the universe you play in too. For example, the gravity of the sun can be either weak or strong, positive or negative (pulling you in, or pushing you away), or there can be no gravity at all. Just to keep things interesting, you can include asteroids to crash into, aliens which shoot at you, and the "mysterious monoliths" that sometimes bounce your shots.

The game is fascinating to watch when you select high gravity. Objects can go into orbit around the sun, and you can use the gravity to speed yourself up

as you go around the sun.

Many people do not have two joysticks since so few games allow two players. In *Stellar Triumph*, either or both players can control their ship from the keyboard.

Because you have so much control, your \$25 buys you much more than one game. By setting the parameters correctly, you could have a tank battle, an air-plane dogfight, or, of course, any number of space battles. If you don't feel like defining the universe, you can always play one of the eight predefined games available, simply by pressing the function keys.

Overall, *Stellar Triumph* is an exceptionally enjoyable game to play, and it offers you the chance to play a human opponent rather than the computer.

Stellar Triumph
H.A.L. Labs
4074 Midland Road, Suite 23
Riverside, CA 92505
\$25

Experienced Microcomputer Users Wanted

COMPUTE! Publications, Inc., a major and growing publishing company in the home and personal computing industry, seeks experienced microcomputer writers and programmers to join our growing staff. Microcomputer experience a necessity. Professional/journalistic writing experience helpful, but not required.

COMPUTE! Publications, Inc., a subsidiary of the American Broadcasting Companies, Inc., is located in the exceptional living and working environment of the piedmont area of North Carolina. If you are interested in joining an excellent editorial staff with excellent company benefits, send your resume and salary history in complete confidence to Personnel Director, **COMPUTE!** Publications, Inc., P.O. Box 5406, Greensboro, NC 27403.

COMPUTE! Publications, Inc. 

COMPUTE! Publications, Inc. is an equal opportunity employer.

Visit these authorized
AARDVARK Action Software
retailers

- Alabama**
DRAGON'S BYTE
Regional mail order center
Space D-15 Charlestowne Square
North Charleston. SC 29418
(803) 744-8783
- Connecticut**
ZS VIDEO
2031 Foxon Road
North Branford, CT 06471
(203) 481-0400
- Florida**
DRAGON'S BYTE
Regional mail order center
Space D-15 Charlestowne Square
North Charleston. SC 29418
(803) 744-8783
- Georgia**
DRAGON'S BYTE
Regional mail order center
Space D-15 Charlestowne Square
North Charleston. SC 29418
(803) 744-8783
- Indiana**
MICRO COMPUTERS INC.
The user friendly store
Specializing in TI 99
3350 North High School Rd
Indianapolis, IN 46224
(317) 291-8882
- Kentucky**
DRAGON'S BYTE
Regional mail order center
Space D-15 Charlestowne Square
North Charleston. SC 29418
(803) 744-8783
- Louisiana**
DRAGON'S BYTE
Regional mail order center
Space D-15 Charlestowne Square
North Charleston. SC 29418
(803) 744-8783
- Massachusetts**
MICRO CON SOFTWARE
300 Mishawum Rd
Woburn, MA 01801
(617) 936-1234
- SOFTWARE SHOP**
200 Chauncy Ct
Mansfield, MA 02048
(617) 339-3734
- Michigan**
VILLIAGE COMPUTERS
15084 Middlebelt
Livonia, MI 48154
(313) 427-0100
- Mississippi**
DRAGON'S BYTE
Regional mail order center
Space D-15 Charlestowne Square
North Charleston. SC 29418
(803) 744-8783
- New Jersey**
SOFTWARE STATION
Rockaway Town Square Mall
Rockaway, NJ 07866
(201) 328-8338
- New York**
H & E COMPUTRONICS
Visa, MC, Am, Ex
Phone and mail orders accepted
50 North Piscataway Road
Spring Valley, NY 10977
(914) 425-1535
1-800-431-2818
- North Carolina**
DRAGON'S BYTE
Regional mail order center
Space D-15 Charlestowne Square
North Charleston. SC 29418
(803) 744-8783
- Oregon**
COMPU VIDEO
502 Southeast 82nd Ave
Portland, OR 97216
(503) 255-1266
- Pennsylvania**
COMPUTER SPECIALTY STORE
The store with the personal touch
428 Central Ave
Johnstown, PA 15902
(814) 535-2432
- SHADETREE SOFTWARE**
138 Fourth St
Williamsport, PA 17701
(717) 322-3861
- South Carolina**
DRAGON'S BYTE
Regional mail order center
Space D-15 Charlestowne Square
North Charleston. SC 29418
(803) 744-8783
- Tennessee**
COMPU CENTERS
4440 Summer Ave
Memphis, TN 38122
(901) 761-4294
- DRAGON'S BYTE**
Regional mail order center
Space D-15 Charlestowne Square
North Charleston. SC 29418
(803) 744-8783
- Virginia**
DRAGON'S BYTE
Regional mail order center
Space D-15 Charlestowne Square
North Charleston. SC 29418
(803) 744-8783

International

- Canada**
COMPU SOFTWARE
Specializing in software for all
computers
101 210 West Broadway
Vancouver, B.C. V5Y-1T6
Canada
(604) 873-8558
- KELLY SOFTWARE DISTRIBUTORS**
10865 96th St Suite 2
P.O. Box 11932
Edmonton, Alberta T5J-3L1
Canada
(403) 421-8003
- MICROWEST DISTRIBUTING**
106 Donaghy Ave
North Vancouver, B.C. V7P-3L1
Canada
(206) 671-1600
(604) 984-9191
- Australia**
SOFTWARE SPECTRUM
Box 2101 GPO
Adelaide 5001
South Australia
51-4868
- England**
MOGUL COMMUNICATIONS
Distributors for Europe and the
United Kingdom
P.O. Box 4BT
35-37 Wardour
London W1A-4BT
England
734-7195
- New Zealand**
ALPINE COMPUTING
In cooperation with
Microdata Software Distributors
Box 33865
Auckland, New Zealand
278-5125

AARDVARK *Action Software*

PRESENTS . . .

A Christmas to Remember

When you visit your local *AARDVARK Action Software* retailer - listed on the adjoining page - you will have the opportunity to review our entire catalog of high speed, arcade style games and intriguing computer adventures . . .

You will have the opportunity to enjoy hours and hours of fun and excitement on your commodore 64, TRS-80 color computer, VIC20, TI/99 or Timex Sinclair.

You will have the opportunity to experience fascinating games and adventures that will hold your attention for 15 hours - not 15 minutes like most of the games you've seen.

**BUT BEST OF ALL — YOU
WILL HAVE THE OPPORTUNITY
TO REGISTER TO WIN OUR**

GRAND PRIZE DRAWING



LAS VEGAS
TROPICANA™
DREAM HOLIDAY

via
AA American
Airlines



DEALER INQUIRES INVITED

LAS VEGAS DREAM HOLIDAY INCLUDES ACCOMMODATIONS AT THE FABULOUS TROPICANA HOTEL AND ROUND TRIP AIR COACH FOR TWO VIA AMERICAN AIRLINES, FROM ANY AIRPORT SERVICED BY AMERICAN AIRLINES, INCLUDING THE 48 CONTIGUOUS STATES, BERMUDA, GARRIBEAN, HAWAII, MEXICO AND LONDON ENGLAND, PLUS YOUR OWN PERSONAL CHAUFFEURED LIMOUSINE TO AND FROM THE AIRPORT, ASSORTED MEALS, COCKTAILS, CASINO ACTION, AND A VARIETY OF OTHER FANTASTIC ITEMS, INCLUDING THE DAZZLING FOLIES BERGERE SHOW. NO OBLIGATION. SOME RESTRICTIONS MAY APPLY, VOID WHERE PROHIBITED. COMPLETE DETAILS AND ENTRY BLANKS AVAILABLE FROM THE PARTICIPATING AARDVARK ACTION SOFTWARE RETAILERS LISTED ON ADJOINING PAGE



CATALOG SPECIAL

Send one dollar for current catalog. Receive also \$1.00 cash certificate good towards next purchase.

All Aardvark software, including titles, are copyrighted and trademarked by Aardvark Systems Ltd. All Aardvark products come with our unconditional guarantee. Check back of package for complete details.

Gamestape 1 For The Timex/Sinclair

Arthur B. Hunkins

Melbourne House produces remarkably high quality software for the Timex/Sinclair. In this review, we'll look at an excellent package, *Gamestape 1*, which contains 11 games for the 1/2K Timex/Sinclair. All programs run in 1K, and – what is really remarkable – all but one are in BASIC. (Thus, ten of the eleven are listable, and serve as an excellent source of ideas for economical, imaginative, simple game and graphics programming.)

Educators will particularly enjoy their use of PEEK, INKEY\$, CODE, SCROLL, PRINT AT, RND, AND, and OR. (This tape is worth purchasing as a tutorial alone.) Nonetheless, the primary purpose is fun, and fun there is. I will evaluate the games on a scale of one to ten, with ten being high. Parenthetically, it is a real joy to play games that don't take over five minutes to load and then freeze up. Also, the tape exhibits no LOAD problems.

Klingons – 9. Ram as many of the oncoming fleet of 200 Klingons as you can. Pay particular attention to the high-score motherships. Good for hand-eye coordination. Self-competitive scoring.

Crash Landing – 5. A Lunar Lander without graphics – cockpit readout only. Requires patience and time. Program bombs with error message if you crash.

Simon – 6. Flashing sequences of four colors (names) that must be repeated by responding with first letters (within 30 seconds).

Artist – 8. Simple, quarter-square drawing program that can dump the screen to a printer. Positioning is by cursor control arrows and quarter-square diagonals. All keys repeat, and

you can erase as well as draw, reposition, or clear screen.

UFO – 7. Fire at stationary aliens from a moving spaceship. 100 points possible; penalties for going off the screen and missing. Spaceship goes faster as game progresses. Good for hand-eye coordination.

Code – 9. Version of *Mastermind* – guess a four-digit number in ten tries (number of tries can easily be changed in program). Each digit is different, and program cannot handle responses that contain repeat digits. Challenging.

Asteroids – 3. Dodge asteroids by maneuvering right or left; continues until you crash. Self-competitive scoring. Simple and somewhat boring, except for youngsters developing hand-eye coordination. Autorun.

Bomber – 6. Bomb ten dams. Runs shorten as your aim gets better. Highly repetitive, but represents a more complex hand-eye coordination challenge.

Kaleidoscope – 5. Typical symmetrical quarter-square graphics in center of screen. Interest limited by quarter-square graphics. Program demonstrates effective use of PLOT and UNPLOT (erase) to achieve

pattern. Autorun.

Guillotine – 10. Version of Hangman. You get ten wrong guesses as the guillotine is built; at the tenth wrong guess, your head gets chopped off. This is the only two-player game; one player has to furnish the word. When a correct letter is guessed, all occurrences of it are filled in. The program accepts words as long as antisestablishmentarianism. Simple yet effective graphics.

Breakout – 10. This is *the real winner*, and the only program in machine language. Most programs on the Timex/Sinclair are turtle-slow – *not this one*. Three speeds and two bat sizes may be selected. I challenge any *Breakout* pro to achieve a respectable score at the most difficult level. About half of the time my score was zero. It's a major challenge just to get in position to hit the first ball. On the other hand, at the lowest level, any beginner should be able to compile a respectable score.

Gamestape 1 includes an insert which gives adequate instructions. With only 1K, expect simple, functional (and in BASIC, slow) graphics – nothing fancy. This package is a real bargain at \$14.95.

Gamestape 1
Melbourne House Software, Inc.
333 E. 46th St.
New York, NY 10017
\$14.95

©

Memory Expanders For The VIC-20

Ottis Cowper, Technical Editor

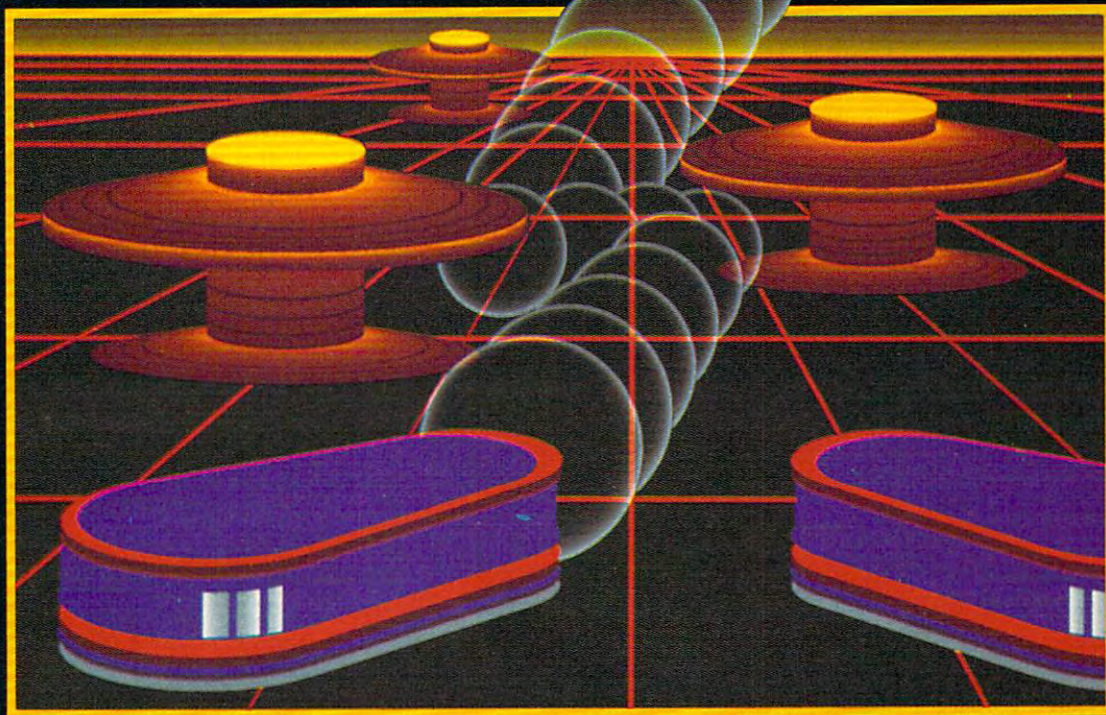
Creative users have developed programs of surprising sophistication for the unexpanded VIC. However, some programmers have felt that working within the 3583 bytes left after BASIC grabs its share of the 5K of built-in memory puts unacceptable constraints on their creativity. As a result, memory expanders

for the VIC began to appear very soon after the computer itself hit the shelves.

The simplest form of memory expansion is the RAM cartridge, which plugs into the memory expansion port on the back of the VIC. They usually expand memory in multiples of 8K, although the first VIC mem-

TAKE A BREAK!

For Apple,
Atari, Commodore 64,
and IBM-PC



WITH NIGHT MISSION **PINBALL**

You deserve the best. You've earned it. Now reward yourself with a session of **Night Mission PINBALL**, the most realistic and challenging arcade simulation ever conceived! ■ Stunning graphics and dazzling sound effects put **Night Mission PINBALL** in a class by itself. Game features: multi-ball and multi-player capabilities, ten different professionally designed levels of play, and an editor that lets you create *your own* custom modes. ■ So take a break with **Night Mission PINBALL** from SubLOGIC. Winner of *Electronic Games* magazine's 1983 Arcade Award for Best Computer Audio/Visual Effects.



See your dealer . . .

or write or call for more information. For direct orders please add \$1.50 for shipping and specify UPS or first class mail delivery. Illinois residents add 5% sales tax. American Express, Diner's Club, MasterCard, and Visa accepted.

Order Line: 800/637-4983

subLOGIC

Corporation
713 Edgebrook Drive
Champaign IL 61820
(217) 359-8482 Telex: 206995

www.commodore.ca

ory cartridges added only 3K. Some of these are still in circulation. The great advantage of the cartridges is their simplicity — just plug them in. The main disadvantage is a certain lack of flexibility: It is necessary to remove the memory cartridge to plug anything else into the expansion port — a game cartridge or the Super Expander, for example. This can be overcome by using a *motherboard*, a device which plugs into the memory expansion port and acts like a multioutlet extension cord for the port, and there are as many different motherboards available as there are RAM expansion cartridges. A second disadvantage is that it is not as easy to change the address range of the added memory when using cartridges as it is with some of the more complex expansion systems. This, however, really should not present a problem for most users.

Commodore RAM Cartridges

Commodore makes two expansion cartridges for the VIC: the VIC-1110, which provides 8K expansion, and the VIC-1111, which provides 16K expansion. An added feature of the 8K cartridge is that it can be set to one of four address ranges, and, if you have a motherboard, can be used in conjunction with the 16K cartridge to provide 24K expansion, the maximum amount VIC BASIC can use without special programming.

RAMAX By Apropos

RAMAX, made by Apropos Technology of Camarillo, California, is something of a fusion of a RAM cartridge to a motherboard. It provides 27K of expansion RAM and two additional cartridge slots. A DIP switch allows you to selectively activate 24K of the additional RAM in three 8K blocks. The additional 3K block, if activated, goes to fill a hole in the unex-



Various memory expanders are available for the VIC.

panded VIC's RAM space between locations 1024 – 4095 where no built-in memory is installed. This is the same 3K block filled by the additional RAM in the Super Expander cartridge, and by the 3K plug-in cartridges. The 3K block can be added alone or in conjunction with any of the other 8K blocks. However, BASIC cannot use the 3K block along with the 8K blocks without special programming. With the 8K blocks activated, the 3K block can be used to hold redefined characters and machine language subroutines.

If a block of memory containing data is switched out, the data is still maintained until the computer is turned off. If the memory block is switched back in, the data can be accessed as before.

The two expansion slots can be used for game cartridges or for utility packages like VICMON or the Super Expander. However, the slots are not switched, so you must avoid inserting two cartridges which use the same address at the same time. There is a DIP switch on the RAMAX which disables memory in the range 40960 – 49151, the area used by most cartridge game ROMs. This provides a way to effectively switch on and off a game cartridge plugged into one of the slots.

There is one additional DIP switch on the RAMAX which provides a valuable feature: the *warm start reset* switch. If you've ever experienced a "lock up" resulting from a bug in a machine

language program, you've probably wished for something that would allow you to regain control of your computer without having to turn it off. That's what the reset switch does.

The RAMAX draws its power from the VIC, but adds a 0.5 amp fuse to protect the computer from any short circuits on the board. This proved to be a valuable safety feature. On several occasions programmers here at COMPUTE! failed to heed Apropos' warning that cartridges should not be installed or removed from the RAMAX while the power was turned on. This resulted in blown fuses on the RAMAX. And without the fuse the VIC itself might have been damaged.

The RAMAX comes with a ten-day money-back guarantee and a six-month warranty on parts and labor. An extended service contract is also available. We were most impressed with Apropos' customer service. Shortly after we received our first RAMAX, Apropos detected a possible defect in the RAMAX and recalled for modification all boards that had been shipped. We had our new RAMAX back in a matter of days.

The RAMAX also comes with a very complete brochure explaining all the available memory configuration options.

Golden RAM By Voice World

The Golden RAM Expansion Chassis made by Voice World of Del Mar, California, offers exceptional flexibility in configuring the expansion memory. The Golden RAM has 24K of memory in three 8K blocks. Each block can be installed at one of two starting addresses. One of the blocks can be switched to start at location 40960 (\$A000), which is a special block in the VIC. Programs starting there, and beginning with the proper character sequence, will run automatically after a system reset. This is how

AARDVARK *Action Software* INTRODUCES

BAG IT MAN

THE ABSOLUTE ULTIMATE IN ARCADE REALITY

BAG-IT-MAN . . . This one feels so arcade like, you'll want to put quarters in. You'll be amazed and excited over three screens full of arcade style fun. We have: bags of gold, elevators, mineshafts, rolling carts, and two of the nastiest guards you'll see in a long time, trying to protect it all! All machine code with super color, excellent sound and continuous action and excitement.

Available on: TRS-80C 32K CMD64
Stock #1061 Tape \$24.95 Disk: \$29.95

DEALERS/DISTRIBUTORS

We are expanding our retail network. If you are interested in becoming an authorized Aardvark Action Software Dealer or Distributor, call or write, we'll be glad to send complete information.

AUTHORS/PROGRAMMERS

If you program innovative, high quality computer software, specifically: original, machine code, high speed arcade style games or intriguing computer adventures, you can join the ranks of top computer professionals now published by Aardvark Action Software. Send a stamped, self addressed envelope to receive complete author's/programmers information.


CATALOG SPECIAL

Send one dollar for our current catalog, receive catalog plus \$1.00 cash certificate good towards your next purchase.

PARANOIDS ANONYMOUS . . . This is one of our most delightful adventures. You are invited to the weekly meeting of paranoids anonymous but — of course — they won't tell you where it is . . . or, how to get in.

It all makes perfect sense, if you remember the particular brand of nut you're dealing with. You'll love this one.

Available on TRS-80C-16K T1/99 CMD 64 VIC20-13K
Stock #5090 Tape \$19.95 Disk \$24.95



AARDVARK *Action Software*
IS AVAILABLE
AT SOFTWARE RETAILERS EVERYWHERE

ASK FOR IT AT YOUR LOCAL COMPUTER OR SOFTWARE STORE

If there is no Aardvark Action Software Retailer near you . . . you can order direct

HERE'S HOW TO ORDER: Send check or money order for the correct amount plus \$2.00 shipping, to Order Department, Aardvark Action Software, 2352 South Commerce, Walled Lake MI 48088. Charge card orders call toll free within the Continental U.S. 1-800-624-4327 except Michigan. (Michigan residents and outside continental U.S. call 313/669-3110.) Phone orders accepted 8:00 AM to 5:00 PM E.S.T. Monday thru Friday. Mastercard and VISA cards only. Outside Continental U.S. add additional shipping charge of \$2.00 for Airmail delivery. All continental U.S. orders shipped via First Class mail. All items unconditionally guaranteed, if defective return within 15 days for replacement. ©1983 Aardvark Ltd.

cartridge games are made to start when the computer is turned on. As with the RAMAX, data is not lost when the blocks are switched in and out. Also, two of the 8K blocks of RAM can be switched to a *read only* mode in which they emulate ROM and cannot be overwritten (although all data is still lost when the power is turned off). These special features could be very valuable to those involved in serious program development, although the casual user may never find a need for all of them.

The Golden RAM includes four cartridge expansion slots. An excellent feature of this expander is that the four slots can be switched in and out. It is possible, for example, to leave your four favorite game cartridges plugged into your VIC at all times and simply switch in the one you wish to play. This ends the need to constantly plug and unplug cartridges. The Golden RAM also has a reset switch, a large push button which is a significant improvement over the tiny DIP switch for reset on the RAMAX.

As with the RAMAX, the Golden RAM draws its power from the VIC. It is equipped with a 0.5 amp fuse to protect the VIC from short circuits. A spare fuse is also supplied.

The Golden RAM comes with a full one-year warranty.

VIC-1110 8K RAM Cartridge
VIC-1111 16K RAM Cartridge
Commodore Business Machines
1200 Wilson Drive

West Chester, PA 19380

\$49.95 for 8K

\$79.95 for 16K

RAMAX

Apropos Technology

1071-A Avenida Acaso

Camarillo, CA 93010

(805) 482-3604

\$124.95

Golden RAM Expansion Chassis

Voice World

13055 Via Esperia

Del Mar, CA 92014

(619) 481-7390

\$149

TI Statistics

Roger B. Crampton

In many professions there is a need to analyze something statistically. Engineers, medical researchers, psychologists, and social scientists often must generalize from data samples and make predictions concerning the probability of events. Not many years ago this data analysis was a tedious and expensive task, using calculators and many clerical assistants to perform manual computations.

In addition, because the mathematics of statistics appear so formidable, professionals often hesitate to try to explain the implications of their data.

Texas Instruments has helped remove some of this anxiety with its *Statistics Command Module*, a series of programs that perform dozens of the most commonly needed statistical techniques.

The module leads the researcher through the procedures of statistical analysis in a friendly and efficient way. The only hardware requirements for running complicated statistics programs are the TI-99/4 or 4A console, a monitor, and the module. While not essential, a printer and a cassette or disk drive will eliminate having to reenter the data set and file structure if you want a second look at your findings.

Learn The Basics First

Before plugging in the module, it is important that you thoroughly read the 48-page instruction manual at least twice. The time spent will be rewarded with a clear understanding of the module's capabilities and a basic understanding of statistics itself.

When the module is inserted into the console, a title screen is displayed, followed in a few seconds by the first of several

menus (see Figure 1).

Figure 1: Program Options

PRESS

- 1 TO CREATE A NEW FILE
- 2 LOAD AN EXISTING FILE
- 3 USE SIGNIFICANCE LEVEL CALCULATOR
- 4 QUIT

Typing 1 allows you to set up your file structure. You name each variable, determine its type (alphanumeric, integer, decimal, or scientific notation), and enter the maximum number of digits of each variable. The number of variables allowed depends on the width of each entry and the number of observations. Conversely, the number of observations that you will be able to enter depends on the number and specifications of the variables you have selected. It is important to carefully define the parameters of the problem so that you will be able to use all of your observations without getting a MEMORY FULL message.

Another reason for care when you specify the initial file structure is that there are no provisions for editing file specifications once they have been set up.

When the file structure has been established, the next menu will be displayed (see Figure 2).

Figure 2: Basic File Structure

MAIN INDEX

PRESS

- 1 TO SEE FILE DEFINITION
- 2 ENTER OBSERVATIONS
- 3 CHANGE OBSERVATIONS
- 4 ANALYZE DATA FILE
- 5 SAVE DATA FILE
- 6 QUIT

At any time, you can return to the main index, select option 1, and review the specifications of the file. But remember, you don't have a chance to change anything, unless you're willing to reenter the entire file definition.

Entering Data

When you are certain that your file is arranged exactly as you

want it, it's time to select option 2 and begin entering data. The module will prompt you with the names of the variables as each is typed in.

Data entry is slow. A fast typist must slow down to about half speed because the module will not accept entries at usual typing speed. The first variable value will be accepted, but the initial digit of the second or succeeding variables often gets lost. An entry of 84 becomes 4, an entry of 1.3794 will become .3794.

After all your data has been entered, you can verify its accuracy by selecting option 3 from the menu and single-stepping through your data set, making any changes that are necessary. There is no provision for LISTING your data to a printer to check each observation for accuracy. This would be desirable, especially to see that decimal data is properly entered.

Analyzing The Data

At last the preliminaries are completed, and you're ready to get down to the real purpose of the program: looking at your data from a statistical point of view. By pressing option 4 of the main index you are given a new menu (see Figure 3).


Figure 3: Analysis Options

ANALYZE DATA FILE

PRESS

- 1 FOR DESCRIPTIVE STATISTICS
- 2 CORRELATION
- 3 LINEAR REGRESSION ANALYSIS
- 4 INFERENTIAL STATISTICS
- 5 TO EXIT THIS SECTION

Each of the four options is thoroughly described in the user's manual. Few researchers will need all of the procedures available. In fact, it may be best to learn to use one technique at a time. The enormous amount of information from the analysis of even a simple data set can be overwhelming.



INTEC RAM BOARDS

Lifetime Warranty

ATARI

32K 400 / 800	59.95
48K 400	84.95
64K 400	109.95
16K Vic 20	69.95

PRINTERS

EPSON FX 80	529.95
EPSON FX 100	729.95
PROWRITER 8510 AP	..	369.95
GEMINI 10 X	294.95

INTERFACES

Microbits MPP 1100 Atari	79.95
Grappler + Apple	124.95
Cardco ... VIC 20 - '64'	59.95

MODEMS

MPP 1000 Atari Direct-Connect W/Term. Software (No. 850 needed)	159.95
Hayes Smart Modem 300 Baud		209.95
Rana 1000 Drive	349.95

Ordering Information:

We accept M/C, VISA, Money Orders, and Cashier Checks. Sorry No C.O.D.'s.

SHIPPING: Add 3% UPS (\$3.00 Minimum). APO/FPO 5% (\$5.00 Minimum). International Orders 10% (\$10.00 Minimum). Credit Cards add 3%. California Residents add 6% Sales Tax.

MICRO MERCHANT

898 Via Lata Suite 'H'
P.O. Box 1516 C
Colton, CA 92324

ORDERS ONLY
800-652-8391
Customer Service
714-824-5555



Although the *Statistics Command Module* can provide volumes of information about a data set, it does have limitations. Evaluation of a great deal of information can be hampered by memory problems if the module is used without memory expansion. In addition, no provision exists in the program to screen out data entry errors by specifying acceptable ranges for each variable.

For nonprogrammers who need a means of analyzing fairly simple data sets, however, the module can be a useful tool.

And for anyone seeking a relatively painless introduction to statistics, it is superb.

Statistics
Texas Instruments
Box 53
Lubbock, TX 79408
Dallas, TX
(800)858-4565

TEXAS INSTRUMENTS 99 4/A

1. LUNAR • TICTM



Running low on fuel, Astronauts must battle "LUNAR • TICS" to reach the cave where crystals are hidden. "Quicksand-Gooie" guards the crystals so beware! Astronauts defend themselves by firing laser blasts.

Cassette X-Basic
\$19.95 ea.

2. JET • CHOPPER™

Fly Jet Chopper across enemy lines to deliver supplies. Avoid being hit by aircraft and ground missiles.

Cassette X-Basic **\$14.95 ea.**

3. \$\$ • SLOTS™

Bet up to 3.00 each time. Looks and sounds like you're in Reno. See how much you can win! Joystick required.

Cassette X-Basic **\$8.95 ea.**

4. KRAZY • KENOTM

Select up to 15 spots. Right corner of board lights up as you enter your numbers. Left corner of each number lights up as 20 numbers are selected. Displays hits.

Cassette X-Basic **\$8.95 ea.**

5. BLACK • JACK™

For 1 to 4 players. Double Down, split, hits, accumulating winning/losses each player.

Cassette X-Basic **\$14.95 ea.**

Please Rush

- LUNAR • TIC \$19.95
- JET • CHOPPER \$14.95
- XMAS BONUS \$24.95
- \$\$ • SLOTS \$8.95
- KRAZY • KENO \$8.95
- BLACK • JACK \$14.95

XMAS BONUS
LUNAR • TIC & JET • CHOPPER
Both for **\$24.95**

Games Total \$
Handling Charges \$ **\$2.00**
CA Res. Add 6.5%
Sales Tax \$

Enclosed is my check Money Order Amount \$

Bill my M/C Visa Exp. Date

Account Name

Address

City State Zip

ATMenterprises™ P.O. Box 1145, Millbrae, CA 94030

GAMES REQUIRE EXTENDED BASIC - Order now in time for X-mas. Offer expires 12-31-83

SuperBASIC 64

Martin C. Kees

How would you like to be able to access 37 valuable new commands when you're programming on your 64? SuperBASIC adds sprite, color, graphics, sound, and memory management features and also enhances eight of BASIC's own commands. And it's designed to work as easily and as quickly as any ordinary BASIC instruction. Typing it into your computer is foolproof; you won't be allowed to go on to the next line if you make a typing error. (See the instructions for using the MLX entry method, on page 216.) Once you try it, you'll wonder how you programmed without SuperBASIC — it's an especially valuable addition to any 64 owner's library of programs. As a bonus, there's also a PET emulator and several demonstration programs so you can see SuperBASIC in action.

SuperBASIC adds commands to BASIC using a special technique. BASIC is automatically copied to its matching RAM and modified to change the STOP command to a wedge vector (similar to Apple's ampersand (&) wedge). The character chosen was the left bracket ([). Then, using four-letter mnemonics following the wedge character, you can select what you want SuperBASIC to do.

These machine language routines make it very easy to control virtually all the VIC-II chip special features. Sprites and hi-res graphics can be controlled from BASIC without having to POKE or use Boolean functions to enable special graphics modes. Since BASIC was moved to RAM to implement the [wedge, this made it convenient to enhance a few BASIC commands. I added the use of variable expressions for GOTO and GOSUB, and RESTORE by line number. These changes to BASIC in RAM don't slow execution as they would have if CHRGET wedging techniques had been used.

SuperBASIC Command Format

The commands can be used in both direct or program mode. The general format is [xxxx <exp>, <exp> where xxxx represents the four-character mnemonic and <exp> is a number, variable, or a valid BASIC expression. When a color is selected, use the standard value ordinarily POKEd to the VIC chip. I have used the same coordinate system for sprite positions as given in Commodore documentation. The hi-res upper-left corner is 0,0, and the lower-right is 319,199. Commands that switch a function on or off use 0 for off and 1 for on.

SuperBASIC includes two types of changes to normal BASIC, enhanced commands and new commands. Enhanced commands include GOTO and GOSUB and variants with IF and ON. You can use a line number expression for these commands. This can help in program readability, allowing constructions such as GOTO KEY where KEY=1000. This would transfer control to line 1000. RESTORE can also be followed by a line number expression. RESTORE KEY would cause the next READ to use the first DATA statement encountered at or after line 1000. This allows DATA statements to be selected under program control. Small files could be maintained in DATA statements and accessed by line number. When LISTING a program, the SHIFT key pauses the list until released. The ASC function will return a value of zero for null strings.

The new commands can be divided into five categories: sprite, sound, color control, VIC memory mapping, and graphics control. A convenience command [CATA is also included. This lists to the screen all mnemonics defined in SuperBASIC.

Loading The Program

To type in SuperBASIC 64 (Program 1), you must

Put Your Commodore 64 To Work.

PowerFile is a Data Base Manager and Personal Filing System that is easy enough to use at home, yet powerful enough for most small business applications. Use PowerFile to organize your lists and records, and create a personal filing system customized to your needs.

As Easy To Learn As It Is To Use.

PowerFile comes complete with an easy to use and understand manual. Includes step-by-step instructions to create your first PowerFile data base, as well as easy reference to advanced features.

Help When You Need It.

Owners of PowerFile are offered direct support from City Software. Participants in our registration program can call our HELP line anytime, and will automatically receive free update disks without the hassle of returning original disks.

PowerFile Does It All!

- Set up an electronic file in minutes.
- Find any filed information in seconds.
- Change the order of a file in less than a second.
- Custom reports printed out quickly and easily.
- Compatible with PaperClip*, WordPro and other popular word processors.
- Mailing label printout with options that include selection.
- Automatic calculations within files or when printing reports.
- Easy merge of mail lists with form letters using a word processor.
- Includes ready-to-run applications and instructional sample files so you can get the most from your system from day one.

\$130 US

City Software

735 West Wisconsin Avenue Milwaukee, WI 53233



Bonus Offer!

Purchase PowerFile now and we will include 2 free applications — Personal Tax Records and Auto Expenses!

PowerFile Database Specifications

Menu driven	Yes
Tutorial instructions	Yes
Sample files	Yes
Ready to use Overlays	Yes
Characters per record	up to 254
Characters per field	up to 254
Fields per record (max.)	20 recommended (more allowed)
Records per file	to disk capacity
File structure	random access
Sorting on	any field
Nested sorts	to 5 deep
Nested subtotals	to 5 deep

Report Printout

- User defined format
- View or print selected information from your file
- Select by logical function, range, string, and other parameters

Compatible With Your Software

- Sequential files for use with MODEMS and to transfer data to and from spreadsheets, accounting programs, and custom programs

System Requirements

- C-64 Computer
- One or two Disk Drives
- TV or Monitor (color or monochrome)
- Printer — properly interfaced (program runs with limited applications without a printer)

Ask For PowerFile At Your Local Dealer, Or Call Toll Free 1-800-558-1008. In Wisconsin Collect 414-277-1230. Dealer Inquiries Invited.

www.commodore.ca

use the "MLX Machine Language Editor" program presented elsewhere in this issue. Be sure that you read the MLX article and understand how to use MLX before attempting to enter SuperBASIC.

The numbers you type in create a low memory loader for SuperBASIC which can be LOADED and RUN as if it were a BASIC program. Because the data for the SuperBASIC loader must go into the same area of memory where BASIC normally resides, a special tactic must be used to prevent the SuperBASIC data from overwriting MLX as it is entered. First, turn the computer off and back on to reset memory pointers to their normal values. Next, type in the following line in direct mode (without a line number) and hit RETURN:

```
POKE 44,22: POKE 642,22: POKE 5632,0: NEW
```

This moves up the start of the memory area used by BASIC so that all of the data for SuperBASIC will fit below MLX without interference. Now LOAD and RUN the MLX program in the normal manner. When MLX asks for the starting and ending addresses for SuperBASIC, give 2049 as the start and 5264 for the end. When you finish typing in the data for SuperBASIC, use the MLX Save command to store a copy of the SuperBASIC loader on disk or tape. If you do not type in all the data for SuperBASIC in one session, you must repeat the procedure for moving up the start of BASIC before loading MLX to complete your entry.

When you have a complete copy of the loader, you must reset memory to its normal conditions before LOADING and RUNNING SuperBASIC. You can do this by turning the computer off and back on, or with the command SYS 64738. When you RUN the SuperBASIC loader, it first copies BASIC from ROM into the underlying RAM and makes modifications to certain commands. Then it copies the machine language for the rest of the SuperBASIC routines into memory at \$C000 - \$CC00. No other machine language subroutines which use memory starting at \$C000 can be used with SuperBASIC 64, but the DOS Wedge program can be used without conflict. The loader erases itself from the BASIC memory area after it is RUN.

The SuperBASIC commands will be enabled until you hit RUN/STOP-RESTORE or POKE 1,55. Once loaded, SuperBASIC can be reenabled with POKE 1,54. The programs you write with SuperBASIC commands are loaded and saved in the normal manner. The only conflict with normal BASIC is the use of the STOP command. It is not available; use END instead. When SuperBASIC commands are listed while SuperBASIC is disabled, the [character will print as STOP.

Sprite Commands

[DSPR [MOVE [KSPP [ESPP [BSPP

These commands are used in defining sprite characteristics and controlling sprite movement. [DSPR (Define Sprite) is a general setup command that initializes a sprite for the VIC-II chip. The ten arguments in the parameter (see SuperBASIC commands at the end of the article) specify most of the options available for sprite control. [DSPR enables the selected sprite (numbered 0-7), stores block (blk) address in current screen pointer table, expands if xexp or yexp = 1, determines initial display position (xpos,ypos), and sets sprite color registers. Multicolored sprites are selected by setting multi = 1, single color by multi = 0. Mc0 and mc1 are optional arguments in the list which set up multicolor 0 and 1. [MOVE moves the selected sprite to xpos,ypos. Horizontal values greater than 255 are handled automatically. [KSPP and [ESPP kill or enable the selected sprite. [BSPP sets background/sprite priority for the selected sprite (sel = 1 sets background in front of sprite).

Sound Commands

[SSND [PLAY

These commands access some of the features of the SID chip. [SSND (Set up sound) produces a sound from one of the three voices of the SID chip. Voice (1-3) selects the voice, ad and sr control the attack/decay and sustain/release registers of the selected voice. Wave controls the waveform, gating, and special effects functions of the sound chip. Wave, ad, and sr use the same values that would normally be POKEd to these registers. Freq controls the frequency of the voice but is a 16-bit value in the range 0 - 65535. Pwidth is the pulsewidth value for the pulse waveform and is needed only when wave = 65. Pwidth is an 11-bit value in the range 0 - 12228. [SSND sets the volume register to 15. [PLAY is a short form of [SSND that assumes AD/SR values have been set previously. Waveform and voice values are coded into the first parameter argument by wave*256 + voice. Freq and pwidth are used the same as in [SSND.

VIC Color Control

[BKGD [BKG4 [EXTC [FCOL

These commands control background, border, and text character color. [BKGD sets the background to the selected color. [EXTC sets the exterior border color to the selected color. [BKG4 sets all four background color registers (used in extended color and multicolor bitmap modes). [FCOL (fill color memory) fills the color memory block with the selected color. This causes all text on the current screen to be displayed in the selected color. [FCOL is also useful in multicolor bitmap mode to set multicolor pixels.

VIC Memory Mapping

[BANK [VS1K [CB2K