

**NEW
FOR '90!
Hot 64 Products**

COMPUTE!'s **GAZETTE**TM

FOR

USERS CC 02220

COMMODORE 64/128

HOME POWER!

**How to Use
Your 64/128 to**

- 🏠 **Design a House**
- 🏠 **Control Lights
And Appliances**
- 🏠 **Manage Your
Home Business**


**EDITOR'S
CHOICE!**
SynthPlayer
Powerful sound
and music
system



USA \$2.95 Canada \$3.50



TURBO Out Run™



THE ULTIMATE DRIVING EXPERIENCE.

Circle Reader Service Number 105

Distributed by Electronic Arts.™ Copyright 1993 Sega Enterprises, Ltd.

www.commodore.ca

GAZETTE

contents

April 1990 Vol. 8, No. 4



©1990 Mark Wagoner

Features

- All Around the House**
Keith Ferrell 22 *
- From the Other Side:**
Sysops Speak Out
Tom Netsel 28 *

Reviews

- Space Rogue**
Jeff Seiken 78 64
- Scrabble**
David and Robin Minnick 78 64
- Sgt. Slaughter's Mat Wars**
Ervin Bobo 79 64
- Mean Streets**
Robert Bixby 80 64

Games

- Apple Willie**
Hubert Cross 31 64
- Think Tank**
Fred Karg 35 64

Programming

- BASIC for Beginners: Joysticks**
Larry Cotton 12 128/64
- The Programmer's Page:**
Disk Drives
Randy Thompson 17 128/64
- Machine Language Programming:**
A File Lister
Jim Butterfield 18 128/64
- SynthPlayer**
Mariusz Jakubowski 40 64
- Bassem: A Machine Language Assembler, Part 1**
Fernando Buelna Sanchez 48 64
- Execution Analyzer**
John R. Hampton 54 64

EDITOR'S CHOICE

EDITOR'S CHOICE

MagnaPrint

- Peter M. L. Lottrup* 58 64
- Speed Columns 2.0**
Robert Bixby 62 64

Departments

- Commodore Clips:**
News, Notes, and New Products
Mickey McLean 2 *
- The Editor's Notes**
Lance Elko 6 *
- Letters to the Editor** 7 *
- Feedback**
Editors and Readers 8 *
- D'Iversions:**
A Telepresence in Cyberspace
Fred D'Ignazio 10 *
- Horizons: Here's the News**
Rhett Anderson 11 *
- The GEOS Column:**
geoWrite Converter
Robert Bixby 14 64
- Bug-Swatter: Modifications and Corrections** 61 *

Typing Aids

- The Automatic Proofreader** 68 128/64
- MLX: Machine Language Entry Program for Commodore 64** 72 64
- How to Type In COMPUTE!'s Gazette Programs** 76 *
- Advertisers Index** 68 *

64 = Commodore 64, 128 = Commodore 128, * = General

Cover photo ©1990 by Mark Wagoner

Dollhouse courtesy of Toys & Co., Greensboro, NC

Cover illustration by Meg McArn

COMPUTE!'s Gazette (ISSN 0737-3716) is published monthly by COMPUTE! Publications, Inc., ABC Consumer Magazines, Inc., Chilton Company, one of the ABC Publishing Companies, a part of Capital Cities/ABC, Inc., 825 Seventh Ave., New York, NY 10019. © 1990 ABC Consumer Magazines, Inc. All rights reserved. Editorial offices are located at Suite 200, 324 West Wendover Ave., Greensboro, NC 27408. Domestic subscriptions: 12 issues, \$24. POSTMASTER: Send Form 3579 to COMPUTE!'s Gazette, P.O. Box 3255, Harlan, IA 51537. Second-class postage paid at New York, NY, and additional mailing offices.

COMMODORE CLIPS

NEWS, NOTES, AND NEW PRODUCTS

Edited by Mickey McLean



Commodore Bundles Up for Winter

The 1990 Winter Consumer Electronics Show held in Las Vegas this past January offered a few surprises for the Commodore 64 user, including one from Commodore itself.

Commodore (1200 Wilson Drive, West Chester, Pennsylvania 19380) took this opportunity to introduce a repackaged 64. The Commodore Test Pilot (\$499), a startup package designed for first-time computer buyers, includes a 64C computer, a 1541 disk drive, a joystick, and five games bundled together in one package. Also included are step-by-step setup and operating instructions.

Test Pilot was intended for the Christmas selling period, but it wasn't ready in time for nationwide distribution. The package was initially released in a limited number of markets but should now be available across the country through mass-market retailers such as Toys "R" Us and Hills.

The five games included in Test Pilot are *Advanced Tactical Fighter*, *Infiltrator III*, *Harrier*, *Crazy Cars*, and *Tomahawk*.

Commodore also announced plans to release a similar education package that will feature five educational programs bundled with a 64C. The release date for this hardware/software combination has been set for early summer.

For more information on where to find Test Pilot, call Commodore at (800) 627-9595.

Supergame

You can help Superman fight for Truth, Justice, and the American Way with *Superman: The Man of Steel* (\$29.95) from IntraCorp (14160 SW 139th Court, Miami, Florida 33186) and its Capstone line of entertainment software.

In this interactive comic book, you become Superman, who is racing to save the planet. Two of your most hated enemies, Darkseld and Lex Luthor, have aligned, and terrorists have hijacked a yacht with the Governor and Lois Lane on board. You must use your x-ray vision, strength, and flight to foil your nemesis and save the world from destruction.

Three in One

Sir-Tech Software (P.O. Box 245, Charlestown Ogdensburg Mall, Ogdensburg, New York 13669) has released the *Wizardry Trilogy* (\$39.95) which includes *Wizardry I: Proving Grounds of the Mad Overlord*, *Wizardry II: Knights of Diamonds*, and *Wizardry III: Legacy of Llylgamyn*.

New Titles from Taito

Taito (267 West Esplanade, North Vancouver, British Columbia, Canada V7M 1A5) has unveiled four new titles for the 64.

In *New Zealand Story* (\$29.95), Tiki the kiwi pursues an agitated seal who has kidnapped Tiki's kiwi friends from the zoo. You must assist Tiki in his mission by helping him leap, climb, fly, and swim his way to save the day while avoiding arrows and other obstacles.

Chase H.Q. (\$29.95) is a conversion of a coin-operated arcade game where you play the role of a cop on patrol. Headquarters notifies you of a criminal on the run and advises you of his location. Your job is to track him down and bring him in, but the road ahead is full of trouble.

Operation Thunderbolt (\$29.95), the sequel to *Operation Wolf*, sends Roy Adams, commando of *Operation Wolf*, to infiltrate a hostile African country and free 23 hostages. The game features three-dimensional forward-scrolling graphics and a simultaneous two-player option.

In *Ninja Warriors* (\$29.95), a deposed ruler, who retreated with a group of loyal scientists, has returned to fight with a half-human, half-machine martial arts fighter called the Ninja Warrior. You can select from several ninjas and employ their abilities to move and fight with weapons.



Magic Released

Virgin Mastertronic (18001 Cowan, Suites A & B, Irvine, California 92714) has released *Magic Johnson's Basketball* (\$14.99) for the 64. This one- or two-player game features full-court scrolling action complete with a referee to whistle fouls on you or your opponent. To add to the realism of the game, player statistics are updated after each game. ▶

ESTABLISHED
1967

MONTGOMERY GRANT

GAZZETTE
4 90

OUTSIDE USA & CANADA..CALL
(718)692-0790

FOR CUSTOMER SERVICE

Call: Mon-Thurs, 9:00-6,
Fri. 9am-4:30pm (718)692-1148

Retail Outlet: Penn Station, Main Concourse
(Beneath Madison Square Garden) NYC, NY 10001
Store Hours: Mon-Thurs 9-7:30 Fri 9:00-3:30 Sat-Closed/Sun 9:30-7
FOR ORDERS & INFORMATION IN USA & CANADA

1-800-759-6565

OR WRITE TO:
Montgomery Grant; Mail
Order Dept. P.O. Box 58
Brooklyn, NY 11230

FAX NO. 7186923372
TELEX 422132 MGRANT

Order Hours: Mon-Thurs, 9:00am-7pm / Fri, 9:00am-4:00pm / Sat-Closed / Sun, 9:30am-6:00pm(ET)

NO SURCHARGE FOR CREDIT CARD ORDERS WE INVITE CORPORATE & EDUCATIONAL CUSTOMERS
DISCOUNTS FOR QUANTITY ORDERS / RUSH SERVICE AVAILABLE / TOLL FREE TECHNICAL SUPPORT



AMIGA 500

• Amiga 500 w/512K • Built-in 3.5" Disk Drive • Mouse • System Software

\$519

AMIGA 500

RGB COLOR PACKAGE

• Amiga 500 w/512K • Built-in 3.5" Disk Drive • Mouse • RGB Color Monitor System Software

\$719

AMIGA 500 With 1084.....\$789

AMIGA 500 With 1084 & 1010 3.5" Drive.....\$949



AMIGA 2000

• A-2000 Computer w/Keyboard • 1MB Expandable to 9MB • Built-in 3.5" Disk Drive • Mouse • System Software

\$1269

AMIGA 2000 w/RGB COLOR MONITOR.....\$1469

AMIGA 2000 w/1084 Monitor.....\$1549

AMIGA 2000 w/SEAGATE 40MB H.D.....\$1759

AMIGA 2000 H.D.

\$1879

AMIGA 2500

\$2799

AMIGA 2500/30

(25MHz)

\$3259

C-64C

COMMODORE

INCLUDES:
FREE GAME (\$19.95 VALUE)
QUANTUM LINK SOFTWARE & MEMBERSHIP

\$126

COMMODORE C 64-C

STARTER PACKAGE
• C/64-C with FS D-2 Disk Drive • Two Games Softwares • Quantum Link Software & Membership

\$239

COMMODORE C 64-C

TEST PILOT PACKAGE
• Commodore C-64/C Computer • Commodore 1541-II Disk Drive • Ace Joystick

\$279

COMMODORE C 64-C

COMPLETE PACKAGE
• Commodore C-64/C Computer • Commodore 1541-C Disk Drive • Commodore Color Printer • 12" Monitor • Quantum Link Software & Membership

\$319

COMMODORE C 64-C

COLOR PACKAGE
• Commodore C-64/C Computer • Commodore 1541-C Disk Drive • Commodore Color Printer • Color Monitor • Quantum Link Software & Membership

\$429

AMIGA PERIPHERALS

AMIGA 1010 Disk Drive.....\$149
20, 30, 40, 60, 80MB Hard Drives for
AMIGA 500/2000.....IN STOCK
A-2088D Bridge Card.....\$499

A-2286D AT Bridge Board.....\$1079
A-501 Memory Expansion.....\$149
ALL OTHER AMIGA PERIPHERALS & HARD DRIVES IN STOCK

C-128D with Built-In

Disk Drive
INCLUDES:
2 FREE GAMES (A \$39.95 VALUE)

C-128-D

\$419



1571 Disk Drive

CALL

1581 Disk Drive

\$199⁹⁵

1541II Disk Drive

Includes Free Game! (a \$19.95 Value)

\$159⁹⁵

1750 RAM Expansion

\$199⁹⁵

1084 Monitor

\$279⁹⁵

1802 Monitor

\$189⁹⁵

Magnavox 13" RGB Color Monitor

\$225⁹⁵

Magnavox 13" Color Composite Monitor

\$179⁹⁵

COMMODORE 128D

COMPLETE PACKAGE
• Commodore C/128-D Computer with Built-in Disk Drive • Commodore Color Printer • 12" Monitor

\$479

COMMODORE 128D

DELUXE PACKAGE
• Commodore C/128-D Computer with Built-in Disk Drive • Magnavox RGB Color Monitor • Commodore Color Printer

\$629

C/128-D Complete w/1084 Monitor

\$689

1700 RAM Expansion.....\$99.95
#1764 Expansion Module.....\$114.95
XETEC S. Graphix Jr. Interface.....\$29.95
XETEC S. Graphix Sr. Interface.....\$49.95
XETEC Supergraphix Gold.....\$74.95
CARDCO G-WIZ Interface.....\$49.95
C-64C - 64C Power Supply.....\$29.95
C-1660 Modem.....\$19.95
C-1670 Modem.....\$79.95
COMMODORE 1350 Mouse.....\$26.95
COMMODORE 1351 Mouse.....CALL
XETEC LI. Kernal 20MB Hard Drives for:
C-64C.....\$799
C-128 & 128D.....\$849
XETEC 40MB Hard Drive for:
C-64/128 & 128D.....\$1199

WE CAN RECONFIGURE ANY OF OUR COMPUTER PACKAGES TO YOUR SPECIFICATIONS. CALL FOR INFORMATION.

EPSON

EQUITY II+

IBM AT COMPATIBLE

• Keyboard • 640K RAM • 80286 Microprocessor • 1.2MB Floppy Drive • MS DOS 3.3 & GW Basic • Wordprocessing, Database & Spreadsheet Software

\$949

SAME WITH SEAGATE 20MB HARD DRIVE.....\$1189

SAME WITH SEAGATE 40MB HARD DRIVE.....\$1289

COMMODORE COLT

• Computer - 640K

• 4.77-7.16MHz • 2360K Floppy Disk Drives

• MS DOS & GW Basic

\$589

w/1 Floppy & 20MB Hard Drive.....\$819

COMMODORE PC-40III

\$1399

IBM AT COMPATIBLE • 80286/12MHz

• 1MB RAM • 40MB Hard Drive • 1.2MB Floppy

• Video Graphics Card • MS DOS 3.3 • GW Basic

PRINTERS

HEWLETT PACKARD

HP Deskjet.....\$569.95

HP Deskjet Plus.....\$669.95

EPSON

LX-810.....\$179.95

LQ-510.....\$317.95

FX-850.....\$329.95

NEC

P2200XE.....\$309.95

P5200.....\$479.95

OKIDATA

OKIMATE 20.....\$139.95

OKIMATE 380.....\$324.95

OKIMATE 172.....\$189.95

OKIMATE 321.....\$449.95

OKIMATE 180.....\$219.95

OKIMATE 182 TURBO.....\$219.95

Panasonic

KXP-1180.....\$164

KXP-1191.....\$219

KXP-1124.....\$279

KXP-1624.....\$399

commodore

MPS-1250.....\$219

CITIZEN

GSX-140.....\$314.95

COLOR OPTION KIT.....CALL

Panasonic FX-1650

IBM XT COMPATIBLE PACKAGE

\$399

SAME w/SEAGATE 20MB.....\$639

30, 40MB PACKAGES.....CALL



Certified Check, Bank Check, Money Orders, Approved PO's, Mastercard, Visa, Amex, Optima, Diner's Club, Carte Blanche, C.O.D.'s accepted. Please call before submitting P.O.'s. No additional surcharge for credit card orders. Non-certified checks must wait 4-6 weeks for clearance. N.Y. residents add applicable sales tax. Prices and availability subject to change without notice. Not responsible for typographical errors. Return of defective merchandise must have prior return authorization number or returns will not be accepted. IBM XT AT are registered trademarks of International Business Machines Corp. Please add \$5 shipping & handling (min. \$5). Orders over \$1000 are discounted to \$5 shipping & handling. Canadian orders please call for shipping rates. APO FPO orders please add 10% shipping & handling. All APO FPO are shipped first class priority air. All orders can be shipped Air Express. Call for details. D.C.A. #000233

COMMODORE CLIPS

NEWS, NOTES, AND NEW PRODUCTS

Games on CD for the 64

Camera (80 Orville Drive, Suite 202, Bohemia, New York 11716), maker of computer joysticks, announced at CES a new product that makes use of your compact disc player for something besides listening to music. You can now play Commodore 64 games through your CD player with the CD Games Pack (\$49.95).

The package includes an interface and a CD filled with 30 arcade games. The system connects your Commodore 64 to either your CD deck or to a portable CD unit, and it works on the same principle as a tape drive. The interface plugs into the 64's cartridge port, while a wire leading from the interface plugs into your CD player's headphone jack.

To play a game, simply insert the game disc into your CD player, press the reset button on the interface cartridge, and select a game by track number, just as you would select a song from an audio CD. The game files are then sent to the interface cartridge where the CD's digital signal is converted into an analog signal that the 64 can read. Software in the cartridge speeds up the loading process.

The CD Games Pack does not improve gameplay, but its medium allows for more storage. A typical compact disc can hold up to 150 games designed for an 8-bit computer.

The 30 games included on this initial release are arcade hits from Europe put together by Code Masters Software of Great Britain. More European games may be released on CD in the near future. Camera also plans to approach American software publishers and obtain the rights to release their past hits on compact discs.

Camera anticipates a midsummer release date for the product.



Take Off to the Islands

You can explore a tropical paradise with *Hawaiian Odyssey Scenery Adventure* (\$29.95) enhancement disk for any SubLOGIC (501 Kenyon Road, Champaign, Illinois 61820) flight-simulation program, including *Flight Simulator II*, *Jet*, and *Stealth Mission*.

The disk covers the entire island chain in detail including downtown Honolulu and Pearl Harbor on the island of Oahu. You can also fly into the crater of Mauna Loa, one of Hawaii's most volatile volcanoes. The 400-mile-long Hawaiian Island chain contains approximately 30 airports, many with Visual Approach Slope Indicator landing lights. Improved runways feature FAA-spec threshold markings, fixed-distance markers, and touchdown-zone markers.

The disk also offers the first SubLOGIC scenery adventure. You must locate the secret jewel of the goddess Pele from the cockpit of your airplane. First, you must find and follow a set of clues scattered about the islands. Once you determine its location, the jewel is only visible under a strictly defined set of conditions. If you make a mistake, you might never find your way back.

Hawaiian Odyssey Scenery Adventure requires one of the flight-simulation programs mentioned above.

Ghosts, Ghouls, and Great Racing

Activision (Mediagenic, 3885 Bohannon Drive, Menlo Park, California 94025) has announced three new titles for the 64.

Based on last summer's movie hit, *Ghostbusters II* (\$29.95) requires you to collect slime and take the Statue of Liberty for a walk down the streets of New York City. At the Museum of Modern Art, you must save the city from Vigo the Carpathian, the ultimate evil spirit.

Grave Yardage (\$24.95) represents what would have happened to the NFL if Boris Karloff had been named commissioner. You must use claws, knives, clubs, and energy blasts to tackle goblins, ogres, zombies, ghouls, and other strange creatures. As a member of the Monster Football League, you choose your own monster lineup, make substitutions for the dead and dying, call the plays, and design the field, complete with land mines.

Based on the coin-operated arcade game from Sega, *Power Drift* (\$39.95) takes you racing on five different roller-coaster tracks and courses, each with increasing difficulty. Races last four laps, and you'll be pitted against such opponents as Jason the Skinhead and Jeronimo the Mohican. Points are earned by finishing the race with the best time possible. A finish in the top three allows you to advance to the next level.

Taking It to the Streets

Clean up the streets of New York with *Vigilante* (\$24.95) from Data East (1850 Little Orchard Street, San Jose, California 95125). The game is based on the coin-operated arcade game developed by Irem.

As a vigilante, you must fight for the freedom of a girl kidnapped by a street gang. You must use your martial arts skills to succeed in this one-player game.

How to build a high-paying career, even a business of your own, in computer programming.



RICK BRUSH,
NRI PROGRAMMER/ANALYST

Start with training that gives you hands-on programming experience—at home and at your own pace. Training that begins with BASIC, then continues with Pascal, C, and COBOL—today's hottest computer languages. Training that even includes a powerful IBM-compatible computer, modem, and programming software you keep.

Start with real-world training. The kind of training only NRI provides.

Now with NRI's new at-home training in Computer Programming, you can be one of today's highly paid, creative team of computer wizards who give computers the power to carry out an astonishing range of business, professional, and personal applications. Now, with NRI, you can be a computer programmer, ready to build a high-paying career—even a business of your own—making computers do anything you want them to do.

The only programming course that includes a powerful computer system and software you keep.

Unlike any other school, NRI gives you hands-on programming experience with a powerful IBM compatible West Coast computer system, including 2400




Only NRI gives you an IBM-compatible computer with modem, 640K RAM, disk drive, monitor, and software—BASIC, Pascal, C, and COBOL—all yours to keep!

baud internal modem, 640K RAM, disk drive, monitor, and invaluable programming software—BASIC, Pascal, C, and COBOL—all yours to keep.

You get the experience and the know-how, the computer and the software to get to the heart of every programming problem, design imaginative solutions, then use your choice of four key computer languages to build original, working programs.

No matter what your background, NRI gives you everything you need to succeed in programming, today's top-growth computer career field.

You need no previous experience to build a successful programming career with NRI training. Indeed, your NRI lessons start by walking you step by step through the fundamentals, giving you an expert understanding of the programming design techniques used every day by successful micro and mainframe programmers. And then the fun really begins.



You master today's hottest computer languages, gaining the skills you need to build programs for a wide variety of real-world applications.

With your personal NRI instructor on call and ready to help, you use your computer and software to actually design, code, run, debug, and document programs in BASIC, Pascal,

C, and COBOL. Then, rounding out your training, you use your modem to "talk" to your instructor, meet other NRI students, even download programs through NRI's exclusive programmers network, PRONET.

Your career in computer programming begins with your FREE catalog from NRI.

For all the details about NRI's at-home training in Computer Programming, send the coupon today. Soon you'll receive NRI's fascinating, information-packed, full-color catalog.

Open it up and you'll find vivid descriptions of every aspect of your NRI training. You'll see the computer system included in your course up close in a special, poster-sized foldout section. And, best of all, you'll find out how your NRI training will make it easy for you to build that high-paying career—even a business of your own—in computer programming.

Send for your NRI catalog today. It's yours, free.

If the coupon is missing, write to us at the NRI School of Computer Programming, McGraw-Hill Continuing Education Center, 4401 Connecticut Avenue, NW, Washington, DC 20008.

IBM is a Registered Trademark of the IBM Corporation

NRI School of Computer Programming

McGraw-Hill Continuing Education Center
4401 Connecticut Avenue, NW
Washington, DC 20008



YES! Please rush me my FREE catalog describing NRI's at-home training in Computer Programming.

NAME _____ (please print) _____ AGE _____

ADDRESS _____

CITY/STATE/ZIP _____ Accredited by the National Home Study Council 5404-040

EDITOR'S notes

First prize for Most Reader Mail here at COMPUTE! goes to *Gazette*. Of our four publications, it wins the award by a long shot. We don't count the number of letters *Gazette* receives, but our best guess is about 300 per month. While some of the letters find their way into the magazine, most don't—and obviously can't. We try to answer some mail personally, but, with the realities of delivering a disk and magazine every 20 working days, too many letters go unanswered. We do manage, at least, to read every letter.

I'm looking over a stack of letters now and wondering how to respond to some of the questions people ask. Here are a few examples.

I've written you three times and still haven't received an answer. I had a list of ten questions, and none of them were answered in the last few issues. I also happen to have my renewal form for your magazine in front of me. I might renew if I hear from you. Hoping to hear from you SOON.

I recently purchased an old (42 years) Westinghouse icebox and I'm in the process of rebuilding it. I want to experiment with different parts. What I want from you is advice on how I can hook up my 64 to it so that I can monitor the icebox components. I want to test how efficient the icebox is on different settings.

Can you give me all the names and addresses of persons who write programs for the Commodore 64?

I own a Korg DS-8 digital synthesizer (with MIDI), a Roland Rhythm Composer TR 707 (with MIDI), a Kawai KM-60 Monitor (with MIDI), a 128, a 1571, and a 1902 monitor. How can I connect all these things together to play, edit, and record my songs? What do I need?

OK, folks, you be the editor. How would you answer these readers? We get a lot of hardware questions like the icebox and synthesizer letters above—people want to know how to do all kinds of things with their 64s. Most hardware questions concern printers and interfaces. Unfortunately, we don't have all of the equipment that some of our readers have, so we can't duplicate configurations for research purposes. More unfortunate is that a lot of hardware (printers, interfaces, and 42-year-old Westinghouse iceboxes in particular) has been out of production for years, so we have no way of even getting our hands on some units.

One way we can tell you how innovative users are working with their 64s and 128s is to offer features like "All Around the House," this month's cover story. *Gazette* runs this kind of story several times a year (see "The 64—Hot or Cold?" in our February issue). And if you follow the "Letters to the Editor" column, you know that we frequently run requests for help from readers. I'm always amazed at how many of you quickly respond to offer assistance. Reader involvement is one of the major reasons *Gazette* is such a valuable resource to the 64/128 community.

We recently visited the annual Winter Consumer Electronics Show in Las Vegas. If we had run a feature story on the show, the headline would have been something like "Videogames Rule the Roost!" The amount of floor space consumed by hardware and software from Nintendo and Sega was tremendous. We expected to see very little in the way of new 64 titles—after all, if it's not new videogames we hear about, it's MS-DOS or Amiga products—but we were pleasantly surprised. Our "Commodore Clips" editor, Mickey McLean, was at the show and has covered a number of the new products in this month's column. He'll have more in next month's "Clips."

Lance Elko

Lance Elko
Associate Publisher

COMPUTE!'S FOR **GAZETTE** USERS COMMODORE 64/128

COMPUTE! PUBLICATIONS

Group Vice President,	William Tynan
Publisher/Editorial Director	Lance Elko
Associate Publisher/Editorial	
Associate Publisher/	
Advertising	Bernard J. Theobald, Jr.
Managing Editor	Kathleen Martinek
Editorial Operations Director	Tony Roberts
Senior Art Director	Janice R. Fary
Features Editor	Keith Ferrall
Editorial Marketing Manager	Caroline D. Hanlon
Advertising Marketing	
Manager	Kathleen Ingram
Manager, Disk Products	David Hensley

GAZETTE EDITORIAL

DEPARTMENT	
Associate Editor	Patrick Parrish
Art Director	Robin L. Strelow
Assistant Features Editor	Tom Netsel
Editorial Assistants	Elizabeth Casey
	Mickey McLean
Assistant Technical Editor	Dale McBane
Program Designer	William Chin
Programming Assistant	Troy Tucker
Copy Editors	Karen Siepak
	Karen Uhlendorf
Contributing Editors	Jim Butterfield
	(Toronto, Canada)
	Fred D'Ignazio
	(E. Lansing, MI)
	Larry Cotton
	(New Bern, NC)

ART DEPARTMENT

Mechanical Art Supervisor	Robin Case
Junior Designers	Scotty Billings
	Meg McArn

PRODUCTION DEPARTMENT

Production Director	Mark E. Hillyer
Assistant Production Manager	De Potter
Production Assistant	Barbara A. Williams
Typesetting	Terry Cash
	Carole Dunton
Advertising Production	
Assistant	Tammie Taylor

ADMINISTRATIVE STAFF


Executive Assistant	Sybil Agee
Senior Administrative	
Assistant	Julia Fleming
Administrative Assistant	Linda Benson
Customer Service	
Coordinator	Elfreda Chavis

ABC CONSUMER

MAGAZINES, INC.	
President	Gary R. Ingersoll
Senior Vice President	Richard D. Bay
Director, Financial Analysis	Andrew D. Landis
Director of Circulation	Harold Buckley

CIRCULATION DEPARTMENT

Subscriptions	Jeanne Andrews
	Maureen Buckley
	Jenny Lam
	Raymond Ward
Newsstand	Peter J. Birmingham
	Jana Friedman
Customer Service	(800) 727-6937

ABC Consumer Magazines, Inc. 
 CHILTON Company, One of the ABC Publishing Companies,
 a part of Capital Cities/ABC, Inc.
 Robert G. Burton, President
 825 Seventh Avenue
 New York, NY 10019

ADVERTISING OFFICES

New York: ABC Consumer Magazines, Inc., 825 Seventh Ave., New York, NY 10019. Bernard J. Theobald, Jr., Associate Publisher/Advertising, (201) 989-7553. (201) 989-7554 FAX.
 Greensboro: COMPUTE! Publications, 324 West Wendover Ave., Suite 200, Greensboro, NC 27408. (919) 275-9809. Kathleen Ingram, Marketing Manager.
 New England & Mid-Atlantic: Bernard J. Theobald, Jr. (201) 989-7553. Kathleen Ingram (919) 275-9809.
 Midwest: Standard Display and Full-Page Mail-Order Ads—Starr Lane, National Accounts Manager, (708) 790-0171; 1025 Crescent Blvd., Glen-Eliyn, IL 60137.
 Midwest: Fractional Mail-Order Ads—Lucille Dennis (312) 726-6047 [Chicago]; (713) 731-2605 [Texas]; (303) 595-9299 [Colorado]; (415) 248-8222 [California]; 1290 Howard Ave., Suite 303, Burlingame, CA 94010.
 Southwest: Rick Rosner, Western Accounts Manager, (213) 649-4100; 5757 W. Century Blvd., Suite 270, Los Angeles, CA 90045.
 Northwest: Jerry Thompson, Lucille Dennis (312) 726-6047 [Chicago]; (713) 731-2605 [Texas]; (303) 595-9299 [Colorado]; (415) 248-8222 [California].
 Southeast & International: Bernard J. Theobald, Jr. (201) 989-7553. Kathleen Ingram (919) 275-9809.

Address all advertising materials to Tammie Taylor, COMPUTE! Publications, Inc., 324 West Wendover Ave., Suite 200, Greensboro, NC 27408.

Editorial inquiries should be addressed to The Editor, COMPUTE!'s *Gazette*, Suite 200, 324 West Wendover Ave., Greensboro, NC 27408.

PRINTED IN THE U.S.A.

 www.commodore.ca 

LETTERS to the editor

Send questions or comments to Letters to the Editor, COMPUTE!'s Gazette, P.O. Box 5406, Greensboro, North Carolina 27403. We reserve the right to edit letters for clarity and length.

LQ Printouts from GEOS

I've been plagued for some time by the lack of real letter-quality printout capabilities from GEOS. The other day, I found a solution. If you are fortunate enough to have a printer that can be locked in its near-letter-quality mode (I have a Star NX-1000 Rainbow, which can be), you can lock it and request a draft printout from GEOS. I don't know about other versions, but with 2.0 for the 128, what you get is what you see. There are drawbacks: In draft mode, GEOS ignores all text enhancements and centering (tabs, however, are recognized).

I read "The GEOS Column" every month and have found some of the suggestions and programs very helpful but have never found this hint. I hope it helps some of your readers.

Garry Modlens
Portsmouth, VA

Most printers allow you to send escape sequences to select the type style in which they normally print. Some printers, like Garry's Star NX-1000, have control panels which allow you to select the type style that the printer will use. Unfortunately, most printers can't prevent software from changing that type style; the NX-1000 allows you to lock in a specific type style by pressing a button when you turn on the printer. Other printers require you to send an escape sequence. You need to refer to your printer manual to determine whether your printer has any locking capability.

Book Wanted

For more than a year, I've been looking for a copy of *Programming the Commodore 64 (Revised): The Definitive Guide* by Raeto West. If anyone is interested in selling his or her copy, I am willing to pay full cover price (\$24.95) if it's in reasonably good condition.

David Etzel
Shipperville, PA

Here's another COMPUTE! book that's long out of print. All we've got here at the office are a few dogeared copies. If there's a reader out there who is willing to sell

David a copy, let us know—we'll forward your letter to him. By the way, there are still several other good book titles available. For details, see page 67.

Track Down

Greetings from a Tarheel temporarily residing deep in Dixie. (Are any of you guys really Tarheels, anyway?) In regard to John Mahoney's letter ("Vehicle Tracks") in the February issue, I have an answer: Timeworks' *Data Manager 128* is what he's looking for. In addition to being a good and easy-to-use database, it allows calculations. Hope this helps.

Carl E. "Buddy" Grohs
Bay Minette, AL

Thanks, Buddy. (By the way, about half of the staff here at COMPUTE! would qualify as native Tarheels.)

In reference to "Vehicle Tracks," I'd suggest *ValueCalc*, published by Melody Hall, for use with the 64 and 128. One of the programs in this inexpensive disk package is Gas Mileage Calculator, and it can be easily adapted to include all vehicle-related expenses. (The only serious bug I've encountered so far is a lockup after I issue a SAVE command; I have to reload and start over.)

Bill Breese
Albany, OR

Following Bill's lead, we contacted Melody Hall. A spokesperson verified that *ValueCalc* is still available and that it sells for \$6.95. Interested readers may contact the publisher at the following address: Melody Hall Publishing, P.O. Box 1567, Northbrook, Illinois 60065.

John Mahoney should check out the public domain program MECH AID V.64.7. Various user groups should have a copy. The program handles two vehicles.

James E. Lambert
Hastings, NE

Parental Approval

My mom and dad don't understand why I like to use my 64. They say I'm on it too much, and they really hate my modem. I'd like to prove them wrong. Is there anything I can buy or make that does some job or makes something easier? I have things for my printer, but

that's not what I'm looking for.

Scott Davis
Bloomington, IN

Nice timing, Scott. This issue's cover story, "All Around the House," might provide you with some ideas.

Plus/4 Source

In response to your call for Plus/4 software, Nearlyfree Software (Box 223, Spearfish, South Dakota 57783) has a listing of 40 disks full of Plus/4 titles. Included are games, utilities, and educational and financial programs. The price is \$3.00 per disk. I have purchased several and have not been disappointed.

Wiley F. Wood Sr.
Elizabeth City, NC

On the Road Again

I purchased my 64 in 1983. My system (my original 64, an FSD-1 disk drive, black-and-white TV, and a 1525 printer) is used to keep a running inventory for a small, mobile retail business (roadside sunglasses stand) that my husband and I operate. Since we are living full-time in a 23-foot travel trailer, this equipment must be packed and unpacked after each use. Even in these cramped quarters, I've managed to save the programs and important articles from many years of your issues. Keep up the good work.

Doreen Saffells
Gig Harbor, WA

Thanks, Doreen, wherever you are.

CP/M Source Revisited

I'd like to inform all 128 owners of the perfect source for CP/M software: Poseidon Electronics. The company's latest catalog is yours on request. Contact Poseidon at 103 Waverly Place, New York, New York 10011. CP/M software is very hard to come by, and Poseidon is the best place to get it.

J. Lee Page
Tazewell, VA

We've mentioned Poseidon several times in Gazette over the years, but we haven't plugged the company lately. You're right, Poseidon is an excellent source of CP/M software. We should note that the company carries some 128-specific CP/M software as well as 64-specific software for those with the 64 CP/M cartridge. **G**

feedback

Do you have a question or a problem? Have you discovered something that could help other Commodore users? We want to hear from you. Write to Gazette Feedback, COMPUTE's Gazette, P.O. Box 5406, Greensboro, North Carolina 27403. We regret that, due to the volume of mail received, we cannot respond individually to programming questions.

Disk Inventory Query

In the December 1989 issue of Gazette, the menu for the program *Disk Inventory* has a SAVE AS AN ASCII FILE option but offers no corresponding LOAD option. Have I missed something?

A. C. Morrison
Turlock, CA

This program for the 64 lets you inventory a series of disks by filename and then sort, display, or print out the resulting list. As you mentioned, there's also an option to save the inventory list to disk as an ASCII file. This option was added to the program so that, if you wished, you could make changes to the list using a word processor before you print it out (from the word processor). Of course, to do this, you'll need a word processor that can load files that are in ASCII format (sequential files).

128 Highlight-Bar Menu

In the "Feedback" column for October 1989, there is a 64 program listing for a highlight-bar menu. This got me to thinking that maybe there were some people out there who would like a similar automatic menu for the 128's 80-column mode. So, I've written the following BASIC menu program.

```
RD 10 REM 128 HIGHLIGHT BAR MENU
JC 20 M$="PLACE YOUR HEADING INS
    IDE THESE QUOTATION MARKS!"
FG 30 GRAPHIC CLR:GRAPHIC 5
PK 40 FAST:SCNCLR:TRAP 510:COLOR
    6,7:COLOR 5,5
MP 50 CHAR,0,1,CHR$(111):CHAR,78
    ,1,CHR$(112):CHAR,0,23,CHR
    $(108)
JR 60 CHAR,78,23,CHR$(186):FOR C
    =1 TO 77:CHAR,C,1,CHR$(183
    ):CHAR,C,23,CHR$(175)
PD 70 NEXTC:FOR C=2 TO 22:CHAR,0
    ,C,CHR$(116):CHAR,78,C,CHR
    $(167):NEXTC
BE 80 COLOR 5,4:DIM A$(18),C(18)
QJ 90 CHAR,0,0," 128 SYSTEM ON #
    1{12 SPACES}COMMODORE
```

```
{2 SPACES}128{2 SPACES}MEN
U{14 SPACES}64 SYSTEM ON #
3 ",1
JP 100 CHAR,0,24,"{5 SPACES}USE
{SPACE}SPACE BAR TO SELEC
T A FILE{2 SPACES}:::
{2 SPACES}PRESS RETURN TO
LOAD A PROGRAM{5 SPACES}
",1
ES 110 M=LEN(M$):N=M:M=M/2:M=INT
(M):M=40-M
AD 120 COLOR 5,8:CHAR,M,2,M$:COL
OR 5,3:CHAR,M,3:FOR A=1 T
O N:PRINT CHR$(184);
MD 130 NEXTA:A=1:F=5:E=12:COLOR
{SPACE}5,14
GG 140 READ A$(A):IF A$(A)="-" T
HEN 180
SE 150 G=G+1:C(A)=LEN(A$(A))
FG 160 CHAR,E,F,A$(A):IF E=12 TH
EN E=45:ELSE E=12:IF E=12
THEN F=F+2
MA 170 A=A+1:GOTO140
JB 180 A=1:F=5:E=12:COLOR 5,5
EH 190 IF A=G+1 THEN A=1:F=5
HK 200 CHAR,E-4,F," => ":CHAR,E+
C(A),F," <= "
JC 210 FOR D=E TO E+C(A):CHAR,D,
F+1:PRINT CHR$(184):NEXTD
RP 220 GET Z$:IF Z$="" THEN 220
GG 230 IF Z$=CHR$(32) THEN 280:R
EM SPACE BAR
AF 240 IF Z$=CHR$(13) THEN 430
RR 250 IF Z$="1" THEN 400
JF 260 IF Z$="3" THEN 360
MF 270 IF Z$<>" THEN 220
MH 280 H=H+1:CHAR,E-4,F,"
{4 SPACES}":CHAR,E+C(A),F
,"{4 SPACES}"
SB 290 FOR DC=E TO E+C(A):CHAR,D
C,F+1:PRINT " ":NEXTDC
PA 300 IF H=G THEN 350
DQ 310 A=A+1
QJ 320 IF E=12 THEN E=45:ELSE E=
12
PG 330 IF E=12 THEN F=F+2
SP 340 GOTO 190
RH 350 A=1:F=5:H=0:E=12:GOTO190
GJ 360 SCNCLR:COLOR 5,2:COLOR 6,
1:SLOW
GP 370 PRINT "YOU ARE NOW IN THE
64 SYSTEM MODE. "
SF 380 PRINT "SET YOUR MONITOR T
O THE 40-COLUMN MODE."
MB 390 GO64
PK 400 COLOR 5,2:SLOW:SCNCLR
EX 410 END
KJ 420 RESUME
QF 430 SLOW:SCNCLR:COLOR 6,1:COL
OR 5,2
RH 440 RUN(A$(A))
BF 450 DATA PROGRAM 1:REM YOU MA
Y HAVE UP TO 18 DIFFERENT
PROGRAM NAMES HERE
QX 460 DATA PROGRAM 2
PR 470 DATA PROGRAM 3
QC 480 DATA "-"
```

Anyone can use the program without knowing how it works. To substitute your own menu heading, change the definition of M\$ in line 20. To add your own programs to the menu,

change the contents of the DATA statements at the end of the program.

If you make this program the first file on a disk, you can press SHIFT-RUN/STOP to load and run the menu. For added flexibility, I generally use several menus on the same disk. I use one menu as the main menu and access the others from it.

John R. Fisher
Kokomo, IN

This program is a real timesaver. We're sure our 128 readers will appreciate it.

The 64 Bible

I have a fear of missing out on some tidbit of information for the Commodore 64. That's why I subscribe to your magazine as well as every other C64 magazine. Even so, I get the feeling that somewhere there exists a compendium of information on the 64 that serious programmers must possess and that people like me are fed little dribbles from this "good book" every month.

As for available literature, you publish through COMPUTE! Books a bunch on PEEKs and POKEs and machine language. Yet, I keep finding unmentioned PEEKs and POKEs in programs, as well as SYS calls to Kernal routines, that I can't decipher. Even Commodore's own *64 Programmer's Reference Guide*, which I should think would be the last word on the subject, fails to mention many of these.

So, my question is this: Where the heck can I get ALL of the information on the 64 in one source? Where is the 64 bible?

Ben Johnson
Adjuntas, Puerto Rico

No book contains all there is to know about the 64. However, an informal survey among the magazine staff revealed that far and away the most popular book on this subject is Sheldon Leemon's Mapping the Commodore 64 and 64C from COMPUTE! Books. The Anatomy of the Commodore 64 from Abacus Software comes in a distant second. Mapping describes how most of the 64's important memory locations are used by BASIC, the operating system, and the input/output chips. Appendix A of Anatomy contains a commented disassembly of the 64's Kernal and BASIC ROMs. Together, these two come very close to being the 64 bible. 6

CMD

Taking your 64 and 128 into the 1990's

CMD



CMD Hard Drives

- Four modes of operation: 1541, 1571, 1581 emulation modes for compatibility and Native mode with up to 16 Mb partitions.
- Built-in *GEOS™ and *CP/M™ compatibility.
- Standard capacities of 20, 40 and 100 Megabytes with custom capacities in excess of 200 Megabytes.
- Serial bus interface supports Standard Serial as well as high-performance Fast Serial and JiffyDOS protocols.
- 3 1/2" SCSI technology allows for quiet, cool reliable operation in a compact case about the same size as a 1581 drive.
- Can be interfaced with Amiga, IBM - compatible and Macintosh computers, allowing you to take it with you when you upgrade.
- Built-in real time clock for time and date stamping of files.

Our goal was to design a reasonably priced drive which was easy to use, and we've done just that. We challenge you to compare our HD series to any other hard drives ever available for the 64 and 128. CMD HD hard drives utilize the latest hardware technology and operate using the most innovative disk operating system ever made available to 64 and 128 owners. CMD engineers were inspired to create a hard drive which overcomes the problems inherent in earlier designs. As a result, the evolution of new features and a level of compatibility

previously thought of as impossible in any disk drive has become reality. Features such as the SWAP function allow you to operate software which only recognizes a specific device. The built-in SCSI controller allows expansion of your system to over 4 Gigabytes of storage, as well as allowing connection to other types of computers. So while other companies are willing to let your 64 or 128 become obsolete, CMD is taking your 64 and 128 into the '90's. CMD HD Hard Drives are available now, order yours today!

* GEOS is a Trademark of Berkeley Softworks • CP/M is a Trademark of Digital Research

HD-20 \$599.95 • HD-40 \$799.95 • HD-100 \$1299.95

- **Built-in two drive file copier.** Copy PRG, SEQ, REL and USR files between two drives of any type or to and from REU's. Great for quick backups and moving programs and files between 1541, 1571 & 1581 drives and REU's.
- **REU support.** The JiffyDOS commands now fully support Commodore REUs (RAM Expansion Units) running under RAMDOS. Access your REU just like a disk drive without having to load special wedge utilities.
- **Enhanced text screen dump.** Automatic screen mode recognition and printing of uppercase/graphics & lowercase characters.
- **Redefinable 64-mode function keys.** Allows you to easily redefine the function keys to suit your specific needs.

JiffyDOS™ Version 6.0

The Ultimate Disk Drive Speed Enhancement System

- **Ultra-fast multi-line serial technology.** Enables JiffyDOS to outperform Cartridges, Burst ROMs, Turbo ROMs, and Parallel Systems - without any of the disadvantages.
- **Speeds up all disk operations.** Load, Save, Format, Scratch, Validate, access PRG, SEQ, REL, USR & direct-access files up to 15 times faster!
- **100% Compatible - or your money back.** Guaranteed to work with all your hardware and software, including copy-protected commercial programs.
- **Uses no ports or extra cabling.** The JiffyDOS ROMs upgrade your computer and drive(s) internally for maximum speed and compatibility.
- **Easy Installation.** No experience or special tools required for most systems.
- **Supports C64, 64C, SX64, C128, C128D, 1541, 1541C, 1541-II, 1571, 1581 & more**
- **Can be completely switched out.** If ever necessary, the flip of a switch returns you to a 100% stock configuration - without resetting or powering down.
- **Built-in DOS Wedge.** Plus 17 additional commands and convenience features, including file copier, screen dump, directory menu, and single-key load/save/scratch

- **Supports CMD HD Series Hard Drives and RAMLink.** Enhances the performance of CMD's new line of integrated C64/C128 products.

- **1581 support.** Copy programs and files from 1541 and 1571 drives to any partition on your 1581. Select partitions easily with just a few keystrokes.

- **Quick printer output toggle.** A simple 3-key command switches output from screen to printer and back with ease. Eliminates having to type the complicated OPEN4,4.CMD4 and PRINT#4:CLOSE4 command sequences.

- **Adjustable sector interleave.** Enables you to increase disk-access performance even with hard-to-speedup software.

Hard Drive Ordering Information

Add \$25.00 for Shipping and handling per drive. All orders shipped UPS ground. Other methods available - call for details. Please allow 2 to 4 weeks for delivery. US prices quoted. Foreign orders call for pricing and shipping details. Pricing subject to change without notice.

JiffyDOS Ordering Information

C-64 SX-64 systems \$59.95; C-128 C-128D systems \$69.95; Add'l drive ROMs \$29.95
Please specify computer (w/ serial number) and drive(s) when ordering.

Add \$4.25 shipping handling per order, plus \$3.00 for C.O.D., APO, FPO, AK, HI, PR & Canada. \$10.00 add'l for other overseas orders. MA residents add 5% sales tax. VISA/MC, C.O.D., Check, Money Order. Allow 2 weeks for personal checks. U.G. & Dealer pricing available. Call or write for more information. Version 5.0 owners please call for upgrade information.

Creative Micro Designs, Inc. 50 Industrial Dr., P.O. Box 646, East Longmeadow, MA 01028
Phone: 413-525-0023 FAX: 413-525-0147

Circle Reader Service Number 196

www.commodore.ca

d'iversions

A Telepresence in Cyberspace

Fred D'Ignazio

William Gibson, in his award-winning novel *Neuromancer* (Ace, 1985), writes about a future world in which keyboard cowboys can plug into global computer networks and "ride" their computers like galloping horses through three-dimensional *cyberspace*.

Traveling through cyberspace is the out-of-body experience that mystics and New Age believers have been searching for. Actually, cyberspace and a related concept, *cyber-time*, are nothing new. Whenever you talk on the phone, you are traveling through cyberspace; whenever you correspond with someone via electronic mail, you are voyaging through both cyberspace and *cyber-time*.

Journeys of this sort used to be nothing more than acts of imagination. Thanks to computers and telecommunications, they're real.

Think about what it takes to correspond by paper with someone who lives far away, say, your sister. As you write to her, you are imagining that she is in front of you and you are talking with her. When you receive a return letter from her, you use the same mental model. You imagine that she is physically nearby and the two of you are having a conversation. If your imagination is especially vivid, you can see her face, hear her voice, and even describe what she is wearing. What you are imagining is a *telepresence*—a person who is physically remote but who appears to be nearby.

In telephone conversations, the experience of telepresence is real but monosensory. You can't see the other people; they can't see you. You can't touch them (despite what AT & T says), and they can't touch you. But you can hear them, and they can hear you. And after a conversation, you have this uncanny feeling that the distance between you is just a state of mind and that you could really reach out and touch the person at the other end of the line.

Virtual Reality

Time and space displacement are getting to be commonplace and convenient. For example, I used to play phone tag with business contacts. I'd call, and they'd be out. Then they'd call, and I'd be out. This sort of runaround might

last for days. Now I've switched to fax and electronic mail. I write a letter to someone and—zip!—it's in his or her mailbox in an instant. Or I send someone a fax, and the paper rolls into his or her office moments later.

We are not in the same place at the same time; we are not even in different places but in contact at the same time. Yet we still manage to carry on a conversation. And we think nothing of it!

Similarly, I used to miss my favorite TV programs because I was busy, or I had to take the kids somewhere, or the programs came on too late for me to watch. Now I just set my VCR, and—voilà!—I come back a while later, and the VCR has captured my program.

*We are witnessing
the birth of a new
form of reality.*

This sort of time and space displacement is growing commonplace, but it is really quite amazing. Even more amazing is the way we nonchalantly accept it. Do we ever think what all this is doing to our minds?

What we are witnessing is the birth of a new form of reality—*virtual reality*. In a world of virtual reality, people don't need to witness things in person to be a part of them. They can participate in events, occasions, and in each other's lives even though they are remote—in time, in space, or both.

We've been living through a fragment of virtual reality for years, from the development of writing to the invention of the printing press, the wireless, radio, TV, satellite communications, fiber optics, and so on. This is the one-way world of *spectator virtual reality*. Events can take place on the other side of the globe, and we can experience them via the newspaper, listen to them on the radio, or watch them on TV. As technology has become more powerful, our "tele-experiences" have become multisensory and we've been able to live through these remote experiences in realtime. Americans in the 1940s listened to World War II on the

radio; in the 1960s we watched the Vietnam War on TV. In the 1980s we experienced global events—the Beijing massacre, the Northern California earthquake, the revolutions in Eastern Europe—as they occurred, with more information, more vividness and meaning, than did many of the participants who experienced the events firsthand.

Live, In Person

With the invention of computers and two-way mass telecommunications, we are now entering a new era—an era of *participatory virtual reality*. Not only can events and persons be broadcast into our lives, but we can reciprocate. They can touch us, we can touch them—through sounds, images, and voices. We can also enter the world of *cyber-time* and experience events outside of realtime, even as we can now experience them remotely in real space.

For example, I've never met Hulio, a seventh grader at an inner-city school in Memphis, Tennessee. But two years ago, when Hulio was only in fifth grade, he visited my living room in East Lansing, Michigan. Physically, Hulio never left his classroom; but his *telepresence*, in the form of his image (digitized on his classroom computer and transmitted by modem to my computer) appeared on my computer monitor. The experience was extraordinary. Perhaps because of the expression on Hulio's face—his eyes, his smile—I felt he was really there with me. I responded by digitizing my ten-year-old daughter, Catie, and instantly transmitting her image and one of her poems to Hulio and his classmates in Memphis.

Another example of *mutual tele-presences* occurred when we invited the famous science-fiction writer Isaac Asimov to be our teacher for a day in a high-school classroom in San Jose, California. Asimov, who hates to fly and who would never consent to visiting us in person, was sitting in a studio in Manhattan, just a few blocks from his apartment. The students and I were sitting in a classroom at the other end of the continent. But we were mutual tele-presences—we became real to Asimov; Asimov became real to us.

Next month, I'll continue exploring virtual reality with you, and I'll describe a telewedding and telechristening that my family and I created recently. **G**

Rhett Anderson

Have you ever noticed that computers are in the news all the time? Give me a decent-sized daily newspaper, and I'll find at least one story that has something to do with computers.

As I write this, computers are all over the news. Hackers on trial. IBM falling from grace on Wall Street. Apple posting losses. Viruses attacking computers. (It all sounds like bad news, doesn't it? It must be true that good news doesn't sell.)

Those of you who followed the Nintendo-versus-64 debate might be interested in an article by L. Gordon Crovitz in the *Wall Street Journal* (Wednesday, January 17, 1990). Your local library may have it on microfilm.

The article discusses the lawsuits and political maneuvering going on between Nintendo and Atari. But not Jack Tramiel's Atari. The grand old man of the 8-bit Commodore bought the computer division, not the coin-op game division, which is doing the suing.

As an aside (it's getting confusing already), it's been alleged that Jack Tramiel squeezed Epyx out of business and took over the Handy hand-held game system, which became the Atari Lynx. The Lynx makes Nintendo's GameBoy look like last year's Cheez-Whiz, but Atari had problems getting enough color LCD screens, so the GameBoy got a head start. That's the problem Tramiel's Atari is having with Nintendo. Now back to the other Atari.

Atari Games has a subsidiary named Tengen. Tengen was a Nintendo licensee. But Atari doesn't like the way Nintendo operates. Nintendo game cartridges must contain a proprietary chip. Since Nintendo is the only producer of this chip, it's able to control the quality of the games produced for the NES. Tengen found a way around the system (I assume by reverse-engineering the chip) and decided to release its games. Evidently, it figured it might as well also sue Nintendo in a preemptive strike. The grounds for the suit was that Nintendo is a monopoly and is a racketeering enterprise.

In his article, Mr. Crovitz makes the point that if this is a monopoly, it's a strange one. After all, Nintendo created the current videogame boom despite the mess that Atari left behind. Remem-

ber when Atari was the dominant force in the market? And there's nothing to stop Atari from creating a new game machine that employs a lockout chip.

Now, the reason I bring this up is that there's a rumor going around that Commodore has been showing a game system based on the Amiga 500. It's clearly too late to base a game system on the 64. That's something Commodore thought about way back when it released the 64. There's even a POKE you can do to place the 64's memory into Max configuration (Max was, evidently, the working name for the game machine). The 64 can't possibly compete as a new game system against the superior graphics and sound of the Sega Genesis and NEC TurboGrafix. (But see "Commodore Bundles Up for Winter" in this issue's "Commodore Clips" for Commodore's alternative to a 64 game machine.)

The real surprise to the Amiga game system is that it includes a CD player. I suppose the machine will include the capability of overlaying computer graphics on live-action CD video. It will doubtless include CD audio. Wait, did I say that was the real surprise? I was wrong—here's the real surprise: Early reports have the cost at \$600! Would you pay \$600 for a game machine? Commodore, this had better be good.

It Happens to the Best of Us

AT & T had a computer problem. A programming bug convinced the call-switching network that the system was overloaded. Long-distance callers were greeted by the message "All circuits are busy. Please try your call again." Supposedly, most callers were able to get through after a few calls, but I gave up after about six tries. Interested in the problem (I had no idea it was national), I waited on the line for a while and heard a number—something like 63782. It reminded me of the Macintosh's system error number and the Amiga guru number. Perhaps AT & T uses the number for debugging purposes.

The CEO of AT & T held a press conference the next day and then showed up on the "MacNeil/Lehrer NewsHour" to explain that he was very concerned. He should be. His company's advertisements go on and on about AT & T's reliability. The competition

(US Sprint and MCI) declined to pick on the phone giant, perhaps fearing that future snafus of their own would come back to haunt them.

David Letterman's Top Ten new slogans for AT & T included the provocative "Let your fingers do something else."

AT & T was planning to offer a day of cheap long-distance calling to make up for the software error. You can bet that AT & T's programmers are getting ready for a quality crackdown. Hmmm. Maybe UNIX isn't all it's cracked up to be.

No Thanks for the Memories

U.S. Memories, a cooperative venture made up of several of this country's top computer makers, has folded. The venture was started to pull Japanese DRAM manufacturer's fingers off U.S. computer maker's necks. The Japanese stranglehold on RAM chips occurred as U.S. manufacturers got out of the business. The price of DRAMs was going up and up, so creating U.S. Memories seemed like a good idea. But guess what? When U.S. Memories was on the scene, DRAM prices went back down. Now that U.S. Memories is gone, prices are headed back up. Seems like U.S. Memories was a good idea after all.

Coffee-Break Spies

How would you like to be spied on at work? If you were an Apple employee, you might be thinking about that right now. When one of Apple's never-ending stream of new-and-improved-and-more-expensive Macintoshes showed up in trade magazines before it was supposed to, Apple called in the FBI. Or rather, it called upon former FBI agents now on its staff. It worked. They plugged the leak. Should I feel old for remembering when Apple employees wore blue jeans and T-shirts and let everyone know what they were working on? Apple's wondering why it's not doing so well financially any more. Say, I can think of one reason. Put a spy on my back and see how productive I become.

The Usual Pleading

Well, that's the news for this month. If you find an interesting story about computers, clip it and send it to me. Be sure to include the name of the publication and the date. And be sure to include your own name as well. **G**

BASIC for beginners

Joysticks

Larry Cotton

Over the last several months, we've covered most of BASIC's lesser-known commands. Now let's put our knowledge to work as we examine the ubiquitous joystick.

Simpler joysticks are really only five switches and two actuators in a box. When you plug a joystick into your computer and push the stick or press the fire button, you're just turning on switches. When you release the stick and button, all the switches turn off. Usually, more than one switch can be turned on at a time, such as the north and west (up and left) switches.

Reading the Sticks

To determine the direction in which a joystick is being pushed, we read the port into which the stick is plugged. Each port, on both the 64 and the 128, is represented by a single memory location—56321 for port 1 and 56320 for port 2.

You may have heard that the best way to read the joysticks is in machine language rather than in BASIC. Fastest, yes, but not necessarily the best. Usually, only the *results* of pressing the joystick need to be in machine language.

Let's not make this any more complicated than it needs to be. The 64 and 128 user manuals suggest using PEEK and AND when determining the position of the joysticks. But, for our purposes, we can get away with just PEEKing. To read port 1 (memory location 56321), enter

```
10 JS=56321
20 PRINT PEEK(JS):GOTO 20
```

Remember that we use PEEK to look at a particular memory location—perfect for reading the joystick ports. If you run this, you'll see a string of 255s on your screen. This tells you that none of the joystick switches are on or that the joystick isn't plugged in. If the latter is true, grab a joystick and plug it into port 1 (the port nearest you on the right side of the computer). Then move the stick about and press the fire button. As the program runs, observe the results.

You'll notice that a unique number appears as you move the stick in each direction. Press the fire button and you'll see another number. Did you also notice that when you pressed it

west (to the left), you saw a string of 251s that printed much slower? I'll explain this phenomenon in a minute.

Now, plug your joystick into port 2 (next to the power-supply port). To read it, change line 10 to

```
10 JS=56320
```

Move the stick or press the fire button. You'll see another series of numbers. The accompanying table shows the directional numbers that are returned and also lists the keyboard equivalents. (The keyboard equivalents are rarely used, but they might come in handy if you don't want to take the time to plug in a joystick.)

The letters N, E, S, and W in this table represent up, right, down, and left, respectively. Logo refers to the key with the Commodore logo on it at the extreme lower left of the keyboard.

Notice that the table shows only the basic directions the stick can be moved and the fire button can be pressed. The computer can also sense combinations, such as northwest (up and left) or southeast (down and right), plus it can distinguish when the fire button is being pressed either with the basic directions or with the combinations. I won't list all the possibilities here, but feel free to experiment.

The keyboard equivalents seem to be pretty random but are related to the way the keyboard is wired. That's why, when you press the joystick to the left, the string of numbers slows down, just as a BASIC program listing would if you pressed the CTRL key.

BASIC 7.0 (on the 128) includes special joystick functions. However, to keep this column as generic as possible, we won't discuss those here.

Here's a classic program—pretty much useless in a practical sense—which illustrates how to read port 1.

```
10 JS=56321:NP=255:N=254:E=247:
   S=253:W=251:F=239
20 K=PEEK(JS):IF K=NP THEN 20
30 IF K=N THEN PRINT"NORTH"
40 IF K=E THEN PRINT"EAST"
50 IF K=S THEN PRINT"SOUTH"
60 IF K=W THEN PRINT"WEST"
70 IF K=F THEN PRINT"FIRE"
80 GOTO 20
```

This program loops at line 20 until you move the stick or press the fire button. To read port 2, change line 10 to

```
10 JS=56320:NP=127:N=126:E=119:
   S=125:W=123:F=111
```

That's all there is to it!

Uses for Joysticks

What uses do the joysticks and their ports have? Actually, all sorts of things. One of the most common is to move sprites. (Sprites, as you probably know by now, are special programmer-definable shapes, such as aliens and rockets, which can be displayed anywhere on the screen, independent of text or any other graphics.) But there are many more uses, such as with pixel-by-pixel drawing on the high-resolution screen or for pointing within menus.

Personally, I don't like to mix joystick and keyboard commands. Having to put down the controller to press a key on the keyboard is inconvenient and time-consuming. The best way to use the stick is for everything—choosing items from a menu, shooting the aliens, drawing, dragging musical notes, or whatever.


Here's how to increment or decrement numbers one at a time with a joystick plugged into port 2:

```
10 JS=56320:NP=127:N=126:E=119:
   S=125:W=123:F=111
```

continued on page 16 >




Joystick Directional Numbers and Keyboard Equivalents

Port 1 (56321)			Port 2 (56320)		
Direction	Number	Keyboard	Direction	Number	Keyboard
N	254	1	N	126	Logo and f3
E	247	2	E	119	Logo and H
S	253	Left arrow	S	125	Logo and S
W	251	CTRL	W	123	Logo and F
Fire	239	Space	Fire	111	Logo and K
No Press	255	None	None	127	None



BUILT FOR SPEED

Now Get Inside Your Commodore with *COMPUTE!'s Gazette Disk.*



Now there's a way to get all the exciting, fun-filled programs of *COMPUTE!'s Gazette*—already on disk—with *COMPUTE!'s Gazette Disk*.

Subscribe today, and month after month you'll get a new, fully-tested 5 1/4-inch floppy disk guaranteed to run on your Commodore 64, or Commodore 128 personal computer.

COMPUTE!'s Gazette Disk brings you all the latest, most challenging, most fascinating programs published in the corresponding issue of *COMPUTE!'s Gazette*. So instead of spending hours typing in each program, now all you do is insert the disk... and your programs load in seconds.

RESULT: You have hours more time to enjoy all those great programs which appear in *COMPUTE!'s Gazette*—programs like SpeedScript 128, Arcade Volleyball, 3-D Sprites, Sketch Pad, Sound Manager, 1541 Speed and Alignment Tester, and hundreds more.

So don't waste another moment. Subscribe today to *COMPUTE!'s Gazette Disk* at this money-saving price. Take a full year's subscription for just \$69.95. You save 55% off the single issue price. Subscribe for two years and save even more! Return the enclosed card now.

Individual issues of the *Disk* are available for \$12.95 (plus \$2.00 shipping and handling) by writing us at P.O. Box 5188 Greensboro, N.C. 27403.

THE geos column

geoWrite Converter

Robert Bixby

Convert your geoWrite files to true ASCII, Commodore ASCII, or Commodore screen codes (SpeedScript format) with this machine language utility program for the 64.

All geoWrite documents are stored in Berkeley's Variable Length Indexed Record (VLIR) format. VLIR files differ from standard Commodore files in the way they're stored on disk. A directory entry for a standard Commodore file points to the beginning of the file data. In contrast, a directory entry for a VLIR file points to an index sector, which in turn contains pointers to different parts of the file.

Programs designed to load or copy standard Commodore files won't handle VLIR files correctly. If you attempt to copy a geoWrite file with a standard Commodore file copier, you'll get a copy of the index sector rather than the data itself. If you try to upload a geoWrite file to a bulletin board or to a communications service, you'll get similar results. Until someone designs a copy program or a terminal program that can handle VLIR files, you can use geoWrite Converter to convert geoWrite documents into standard Commodore format.

Typing It In

Since geoWrite Converter is written entirely in machine language, you'll need to use MLX, the machine language entry program located elsewhere in this issue, to enter it. The MLX prompts, and the values you should enter, are as follows:

Starting address: 0801

Ending address: 13E8

After you've entered the data, be sure to save a copy of the program to disk before leaving MLX.

Although geoWrite Converter is written in machine language, it loads and runs as if it were a BASIC program. To convert a file, simply load the program and type RUN. Then decide what format to convert the geoWrite file to: PETASCII (Commodore ASCII), SpeedScript (Commodore screen codes), or true ASCII. Press P to convert to PETASCII, S for SpeedScript format, or A for true ASCII.

Next, select the version of geoWrite

used to create the original file. If the file was created with a version of geoWrite prior to 2.0, press 1; if it was generated with version 2.0 or one of its successors, press 2. If you're not sure which geoWrite was used to create a file, enter the GEOS environment, click the geoWrite file's icon, and then select info from the file menu. You should see an information dialog box which contains, among other things, the version of geoWrite used to create the file.

Once you've chosen the conversion type, geoWrite Converter prompts you for a directory search mask. The mask can be a filename, Commodore wildcard characters (see your disk drive manual for more information), or a combination of the two. Place the disk containing your geoWrite files in the disk drive and then enter the search mask. To examine all the files on the disk, use the default search mask (*).

After the program loads the list of filenames, select the file to convert using the cursor keys. Press the cursor-down key to scroll forward through the list; press the cursor-up key to scroll backward. When you find the file to convert, press RETURN. If the file isn't on the disk, insert another disk and press the back-arrow key (-) to load a new disk directory.

Once you've selected a file, geoWrite Converter reads it into memory, converts it into the requested format, and then prompts you for the name of the destination file. Put the disk that will contain the converted file into the disk drive and then type the filename. After geoWrite Converter saves a file to disk, it asks whether you'd like to do another conversion. If so, press Y; otherwise, press N to exit to BASIC.

geoWrite Converter

```
0801:0B 08 FF FF 9E 32 32 38 F2
0809:38 00 EE 08 FF FF 8F 22 D4
0811:0D 0D 0D 0D 0D 0D 0D 21
0819:0D 0D 0D 0D 0D 0D 0D 29
0821:0D 0D 0D 0D 0D 0D 0D 31
0829:20 20 20 20 20 20 20 39
0831:20 20 20 20 B0 C0 C0 2A
0839:C0 C0 C0 C0 C0 C0 C0 49
0841:C0 C0 C0 AE 0D 20 20 2E
0849:20 20 20 20 B0 C0 C0 7D
0851:C0 BD 43 4F 50 59 52 49 64
0859:47 48 54 20 31 39 39 30 BC
0861:AD C0 C0 C0 AE 0D 20 20 A6
0869:20 20 20 20 20 DD 43 18
0871:4F 4D 50 55 54 45 21 20 F5
0879:20 50 55 42 4C 49 43 41 CB
0881:54 49 4F 4E 53 DD 0D 20 29
```

```
0889:20 20 20 20 20 20 AD 27
0891:C0 C0 AE 33 32 34 20 20 FD
0899:57 2E 20 57 45 4E 44 4F 95
08A1:56 45 52 B0 C0 C0 BD 0D 15
08A9:20 20 20 20 20 20 20 B9
08B1:20 20 20 AD AE 47 52 45 35
08B9:45 4E 53 42 4F 52 4F 2C 1D
08C1:20 4E 43 B0 BD 0D 20 20 6B
08C9:20 20 20 20 20 20 20 D9
08D1:20 20 AD C0 C0 C0 C0 07
08D9:C0 C0 C0 C0 C0 C0 C0 E9
08E1:C0 BD 0D 0D 0D 0D 0D F7
08E9:0D 0D 0D 0D 00 00 00 56
08F1:18 09 20 4A 0D AD CC 0E BF
08F9:F0 F8 20 CD 0E AD CC 0E 70
0901:F0 F0 20 A8 0F 20 CD 10 FA
0909:20 6D 12 20 00 13 B0 FB 74
0911:C9 19 F0 DB 4C E2 FC A9 BB
0919:00 8D 20 D0 8D 21 D0 A2 D4
0921:02 20 CB 0C 20 08 0D A2 54
0929:00 20 CB 0C 20 EB 0C C9 10
0931:0A F0 0C C9 29 F0 0C C9 91
0939:0D D0 EC A9 02 D0 06 A9 47
0941:00 F0 02 A9 01 8D E2 0C 9A
0949:A2 01 20 CB 0C 20 EB 0C 72
0951:C9 38 F0 08 C9 3B D0 F0 C2
0959:A9 02 D0 02 A9 01 8D F3 5B
0961:0C 60 91 91 9B 63 4F 4E 34
0969:56 45 52 54 20 54 4F 20 98
0971:12 70 92 65 74 61 73 63 C4
0979:69 69 2C 20 12 73 92 50 F5
0981:45 45 44 73 43 52 49 50 8D
0989:54 2C 0D 4F 52 20 74 52 B5
0991:55 45 20 12 61 92 73 63 64
0999:69 69 20 3C 70 2F 73 2F D8
09A1:61 3E 3F 0D 00 00 00 0D B9
09A9:0D 69 53 20 54 48 45 20 77
09B1:47 45 4F 77 52 49 54 45 BF
09B9:20 46 49 4C 4E 0D 56 45 AB
09C1:52 53 49 4F 4E 20 12 31 38
09C9:92 2E 33 20 4F 52 20 56 73
09D1:45 52 53 49 4F 4E 20 12 20
09D9:32 92 2E 30 0D 4F 52 20 DC
09E1:4C 41 54 45 52 20 3C 31 06
09E9:2F 32 3E 3F 0D 91 91 91 3F
09F1:91 91 00 00 00 00 00 00 31
09F9:00 00 00 00 00 00 00 93 9F
0A01:0E 08 0D 0D 12 9A 20 20 EB
0A09:20 20 20 20 20 20 20 1D
0A11:20 20 20 20 20 20 20 25
0A19:20 20 20 20 20 20 20 2D
0A21:20 20 20 20 20 20 20 35
0A29:20 20 20 20 20 20 20 3D
0A31:20 20 20 20 20 20 20 45
0A39:20 92 67 45 4F 57 52 49 09
0A41:54 45 20 63 4F 4E 56 45 0B
0A49:52 54 45 52 12 20 20 20 DA
0A51:20 20 20 20 20 20 20 65
0A59:20 20 20 20 20 20 20 6D
0A61:20 20 20 20 20 20 20 75
0A69:20 20 20 20 20 20 20 7D
0A71:20 20 20 20 20 20 20 85
0A79:20 20 20 20 20 20 20 8D
0A81:92 0D 0D 99 20 20 20 3F
0A89:20 20 20 20 20 20 20 63 E0
0A91:4F 50 59 52 49 47 48 54 FD
0A99:20 28 63 29 20 31 39 39 38
0AA1:30 0D 20 20 20 20 20 20 F8
0AA9:20 63 6F 6D 70 75 74 65 13
0AB1:21 20 70 55 42 4C 49 43 DA
0AB9:41 54 49 4F 4E 53 2C 20 D9
0AC1:69 4E 43 2E 0D 20 20 20 B2
```


0AC9:20 20 20 20 20 20 20 20 20 DD
0AD1:61 4C 4C 20 72 49 47 48 C4
0AD9:54 53 20 72 45 53 45 52 6C
0AE1:56 45 44 0D 0D 0D 0D 0D 0E
0AE9:0D 0D 00 00 00 00 00 00 07
0AF1:00 00 00 00 00 00 00 00 06
0AF9:00 00 00 00 00 00 00 00 0E
0B01:00 00 00 9B 0D 0D 0D 0D 94
0B09:0D 0D 00 00 00 00 00 00 0E8
0B11:00 00 00 40 40 40 40 40 EE
0B19:40 40 40 40 40 40 40 40 2F
0B21:40 40 40 40 40 40 40 40 3F
0B29:40 40 40 40 40 40 40 40 3E
0B31:40 40 40 40 40 40 40 40 47
0B39:40 40 40 40 40 40 40 40 4E
0B41:00 00 00 00 00 93 9B 65 42
0B49:4E 54 45 52 20 44 49 52 60
0B51:45 43 54 4F 52 59 20 53 E5
0B59:45 41 52 43 48 20 4D 41 7E
0B61:53 4B 3A 0D 2A 9D 00 93 67
0B69:6E 4F 20 4D 4F 52 45 20 D1
0B71:46 49 4C 45 53 20 4D 41 D1
0B79:54 43 48 20 50 41 54 54 1A
0B81:45 52 4E 00 0D 0D 12 81 DA
0B89:75 53 45 20 43 55 52 53 41
0B91:4F 52 20 4B 45 59 53 20 F2
0B99:20 54 4F 20 46 49 4E 44 F8
0BA1:20 46 49 4C 45 20 54 4F E9
0BA9:20 43 4F 4E 56 45 52 54 30
0BB1:20 20 41 4E 44 20 50 52 82
0BB9:45 53 53 20 72 45 54 55 5A
0BC1:52 4E 20 20 54 4F 20 53 0E
0BC9:45 4C 45 43 54 20 54 48 86
0BD1:45 20 46 49 4C 45 20 20 C7
0BD9:20 50 52 45 53 53 20 5F 3A
0BE1:20 20 46 4E 52 20 41 4E B1
0BE9:4F 54 48 45 52 20 44 49 FE
0BF1:52 45 43 54 4F 52 59 20 C6
0BF9:4C 49 53 54 49 4E 47 20 6A
0C01:92 9B 00 13 54 52 41 43 2C
0C09:44 20 20 02 20 20 53 45 3E
0C11:43 54 4F 52 20 00 20 20 50
0C19:20 42 59 54 45 20 00 20 0D
0C21:00 93 9B 65 4E 54 45 52 88
0C29:20 46 49 4C 45 4E 41 4D 04
0C31:45 20 46 4F 52 20 4E 45 A6
0C39:57 20 46 49 4C 45 3A 0D 5B
0C41:00 93 9B 63 4F 4E 56 45 8D
0C49:52 54 20 41 4E 4F 54 48 58
0C51:45 52 20 3C 59 2F 4E 3E CA
0C59:3F 00 00 93 9B 6C 4F 41 FB
0C61:44 49 4E 47 20 46 49 4C 25
0C69:45 20 49 4E 54 4F 20 4D A7
0C71:45 4D 4F 52 59 2E 2E 2E 9C
0C79:0D 00 93 9B 63 4F 4E 56 8F
0C81:45 52 54 49 4E 47 20 46 0E
0C89:49 4C 45 2E 2E 2E 0D 00 29
0C91:93 9B 73 41 5E 49 4E 47 98
0C99:20 46 49 4C 45 20 54 4F E3
0CA1:20 44 49 53 4B 2E 2E 2E D6
0CA9:0D 00 63 A8 00 46 68 85 2A
0CB1:04 04 0C 17 20 22 42 5C 2A
0CB9:7B 91 09 09 0A 0B 0B 0B 43
0CC1:10 0C 0C 0C 0C 0C 0C 0C DB
0CC9:0C 0C 0C 0C 0C 0C 0C 0C B5
0CD1:BD 0C 0C 0C 0C 0C 0C 0C 62
0CD9:B9 00 00 00 00 00 00 00 64
0CE1:C8 00 00 00 00 00 00 00 C1
0CE9:0C 60 A5 C5 C9 40 F0 FA 5D
0CF1:60 00 00 A2 00 A0 80 CA B2
0CF9:0D 0D 88 0C 0A 60 20 F4 A6
0D01:00 20 F4 0C 4C F4 0C 20 F6
0D09:FF 0C 20 FF 0C 4C FF 0C C7
0D11:00 00 00 24 3A 20 20 20 33
0D19:20 20 20 20 20 20 20 20 30
0D21:20 20 20 20 20 20 20 20 3B
0D29:20 20 20 20 20 20 20 20 43
0D31:20 20 20 20 20 00 8D 12 97
0D39:0D A9 00 8D 11 0D 60 EE 89
0D41:11 0D AD 11 0D CD 12 0D BE
0D49:60 20 FD 0D A9 00 8D CC 61
0D51:0E A2 03 20 CB 0C A0 00 4D
0D59:85 C6 20 CF FF C9 0D F0 1B
0D61:09 99 16 0D CB C0 10 90 F3
0D69:F1 60 C8 C8 8C 13 0D A9 AE

0D71:08 AA A0 00 20 BA FF AD E7
0D79:13 0D A2 14 A0 0D 20 BD 2D
0D81:FF 20 C0 FF A2 08 20 C6 F7
0D89:FF A9 06 20 37 0D 20 E4 E3
0D91:FF 20 40 0D 90 F8 A9 03 4B
0D99:20 37 0D 20 E8 0D 20 E4 D5
0DA1:FF C9 22 D0 F6 20 40 0D 45
0DA9:90 F1 A0 00 8C 36 0D 20 14
0DB1:E8 0D 20 E4 FF C9 22 F0 32
0DB9:0D AC 36 0D 99 26 0D C8 65
0DC1:8C 36 0D 4C B0 0D 20 E4 F4
0DC9:FF D0 FB A9 05 20 37 0D 56
0DD1:20 E4 FF 20 40 0D D0 F8 08
0DD9:20 98 0E 4C 9C 0D A9 08 25
0DE1:20 C3 FF 20 0E 0E 60 20 88
0DE9:B7 FF 29 40 F0 0D 68 68 FD
0DF1:A2 04 20 CB 0C 20 08 0D 1D
0DF9:4C DF 0D 60 A9 00 20 BD 25
0E01:FF A9 0F A2 08 A0 0F 20 94
0E09:BA FF 4C C0 FF 20 CC FF 32
0E11:A9 93 20 D2 FF A2 0F 20 E0
0E19:C6 FF 20 E4 FF C9 0D F0 1D
0E21:06 20 D2 FF 4C 1B 0E 20 AD
0E29:08 0D A9 0F 20 C3 FF 20 E2
0E31:CC FF 60 00 70 52 4F 47 72
0E39:52 41 4D 20 42 59 20 72 A4
0E41:4F 42 45 52 54 20 62 49 94
0E49:58 42 59 20 43 2F 4F 20 E4
0E51:63 6F 6D 70 75 74 65 21 19
0E59:20 62 4F 4F 4B 53 33 32 30
0E61:34 20 77 2E 20 77 45 4E 29
0E69:44 4F 56 45 52 67 52 45 B4
0E71:45 4E 53 42 4F 52 4F 2C E0
0E79:20 6E 2E 63 2E 20 32 37 CA
0E81:34 30 38 48 A5 01 29 FC CF
0E89:78 85 01 68 60 48 A5 01 5A
0E91:09 03 85 01 58 68 0E EA C3
0E99:A0 00 A9 00 AE CC 0E F0 F0
0EA1:0C 18 69 11 90 01 C8 CA EC
0EA9:F0 03 4C A2 0E 85 FB 98 C9
0EB1:18 69 80 85 FC A0 00 B9 C0
0EB9:26 0D 91 FB C8 CC 36 0D 11
0EC1:90 F5 98 A0 10 91 FB EE 6E
0EC9:CC 0E 60 00 EA A9 00 8D 67
0ED1:59 0F A0 00 A9 00 AE 59 76
0ED9:0F F0 09 18 69 11 90 01 0E
0EE1:C8 CA D0 F7 85 FB 98 18 14
0EE9:69 80 85 FC A0 10 B1 FB FF
0EF1:8D 5A 0F A9 93 20 D2 FF AA
0EF9:A9 9B 20 D2 FF A0 00 B1 37
0F01:FB 20 D2 FF C8 CC 5A 0F BC
0F09:90 F5 A2 05 20 CB 0C 20 F9
0F11:F4 0C 20 EB 0C C9 39 D0 3A
0F19:06 A9 00 8D CC 0E 60 C9 A6
0F21:01 0D 01 60 C9 07 F0 04 6A
0F29:C9 02 D0 E6 AD 8D 02 F0 CD
0F31:14 CE 59 0F AD 59 0F C9 E3
0F39:DC 90 97 AC CC 0E 88 C8 E3
0F41:59 0F 4C D3 0E EE 59 0F 84
0F49:AD 59 0F CC 0E 90 82 95
0F51:A9 00 8D 59 0F 4C D3 0E EA
0F59:00 00 A9 0F A2 08 A0 0F 23
0F61:20 BA FF A9 0E A2 73 A0 5B
0F69:0F 20 BD FF 20 C0 FF 4C 1F
0F71:0E 0E 53 30 3A 43 4F 4E 53
0F79:56 45 52 54 46 49 4C 45 D8
0F81:2C 70 2C 77 30 3A 00 00 39
0F89:00 00 00 00 00 00 00 00 A7
0F91:00 00 00 00 00 00 00 00 AF
0F99:00 00 00 00 00 00 00 00 B7
0FAL:00 00 2C 75 2C 72 00 20 E7
0FA9:FD 0D A0 00 A2 00 B1 FB 92
0FB1:99 87 0F C8 CC 5A 0F 90 6B
0FB9:F5 BD A3 0F 99 87 0F C8 79
0FC1:E8 00 04 90 F4 98 8D A7 E2
0FC9:0F A9 08 AA A8 20 BA FF C0
0FD1:AD A7 0F A2 87 A0 0F 20 B9
0FD9:BD FF 20 C0 FF A2 08 20 A1
0FE1:C6 FF A0 00 8C 02 10 20 24
0FE9:E4 FF AC 02 10 99 34 03 82
0FF1:C8 8C 02 10 C0 80 90 0E F1
0FF9:A9 08 20 C3 FF 20 0E 0E D9
1001:60 00 00 55 31 2C 38 2C 7D
1009:30 2C 33 32 2C 31 39 0D 7B
1011:00 00 00 23 30 30 30 30 36


1019:30 30 30 30 30 30 31 31 3C
1021:31 31 31 31 31 31 31 31 41
1029:32 32 32 32 32 32 32 32 49
1031:32 32 33 33 33 33 33 33 90
1039:33 33 33 33 33 33 34 34 68
1041:34 34 34 34 34 34 35 35 64
1049:35 35 35 35 35 35 35 35 69
1051:36 36 36 36 36 36 36 36 71
1059:36 36 37 37 37 37 37 37 B8
1061:37 37 37 37 37 37 38 38 90
1069:38 38 38 38 38 38 38 38 72
1071:32 33 34 35 36 37 38 39 89
1079:30 31 32 33 34 35 36 37 91
1081:38 39 30 31 32 33 34 35 21
1089:36 37 38 39 30 31 32 33 0B
1091:34 35 36 37 38 39 30 31 8B
1099:32 33 34 35 36 37 38 39 B1
10A1:30 31 32 33 34 35 36 37 B9
10A9:38 39 30 31 32 33 34 35 49
10B1:36 37 38 39 30 31 32 33 33
10B9:34 35 36 37 38 39 30 31 B3
10C1:32 33 34 35 36 37 38 39 D9
10C9:00 00 18 1F A2 0D 20 CB 34
10D1:0C 20 08 0D 20 FD 0D AD 92
10D9:F3 0C C9 01 F0 05 A9 78 A7
10E1:4C E6 10 A9 7E 8D CD 13 57
10E9:A9 08 A2 08 A0 08 20 BA D5
10F1:FF A9 01 A2 14 A0 10 20 2A
10F9:BD FF 20 C0 FF A2 08 20 C3
1101:C9 FF A9 E6 85 FE A9 13 2E
1109:85 FC A9 06 85 FE A9 08 46
1111:85 FD A0 00 8C 03 10 8C A6
1119:02 10 AC 02 10 C0 78 90 FA
1121:16 A5 FB 8D CE 13 A5 FC 1B
1129:8D CF 13 A9 08 20 C3 FF 4B
1131:20 CC FF 20 0E 0E 60 B9 BB
1139:34 03 8D 12 10 A8 B9 15 B4
1141:10 8D 0B 10 B9 6F 10 8D 6A
1149:0C 10 EE 02 10 AC 02 10 BA
1151:B9 34 03 A8 B9 15 10 8D 18
1159:0E 10 B9 6F 10 8D 0F 10 99
1161:EE 02 10 AD 12 10 F0 B2 BD
1169:AC F3 0C B9 CA 10 8D C9 77
1171:10 20 CC FF A2 0F 20 C9 98
1179:FF A0 00 B9 04 10 20 D2 D2
1181:FF C8 C9 0D D0 F5 20 CC 4B
1189:FF A2 0F 20 C6 FF 20 E4 93
1191:FF C9 0D D0 F9 20 CC FF BE
1199:A2 08 20 C6 FF 20 E4 FF C9
11A1:8D 12 10 A8 B9 15 10 8D 6B
11A9:0B 10 B9 6F 10 8D 0C 10 62
11B1:AD 12 10 D0 09 20 E4 FF D0
11B9:8D 6B 12 4C D7 11 20 E4 AC
11C1:FF 8D 13 10 A8 B9 15 10 11
11C9:8D 0E 10 B9 6F 10 8D 0F B9
11D1:10 A9 FF 8D 6B 12 A9 02 38
11D9:8D 6A 12 2E 0E FF AE C9 EF
11E1:10 F0 06 CE C9 10 4C 4D 6A
11E9:12 AE CC 13 F0 06 CE CC 95
11F1:13 4C 4D 12 C9 01 D0 08 77
11F9:A2 04 8E CC 13 4C EA 11 BD
1201:C9 10 D0 04 A2 05 D0 F2 26
1209:C9 17 F0 EC C9 11 D0 04 FC
1211:A2 1B D0 E6 C9 0D F0 08 42
1219:C9 20 90 30 C9 80 B0 2C 1D
1221:20 84 0E A0 00 91 FB 20 A0
1229:8E 0E 20 C9 12 91 FD E6 72
1231:FB A5 FB D0 0B E6 FC A5 DC
1239:FC C9 FD 90 03 4C 22 11 B5
1241:E6 FD A5 FD C9 F8 90 04 44
1249:A9 08 85 FD FE 6A 12 AD C7
1251:6A 12 F0 0A CD 6B 12 F0 1F
1259:02 B0 03 4C DC 11 4D 12 68
1261:10 F0 03 4C 72 11 4C 1B 7A
1269:11 00 00 00 A2 0E 20 CB 6F
1271:0C 20 08 0D AD F2 0C 90 97
1279:01 60 A9 E6 85 FB A9 13 5C
1281:85 FC AD F2 0C C9 01 D0 E6
1289:2C 20 84 0E A0 00 B1 FB A1
1291:20 8E 0E C9 41 90 0A C9 F1
1299:5B B0 06 18 69 80 4C B0 70
12A1:12 C9 61 90 0A C9 7B B0 95
12A9:06 38 E9 20 4C B0 12 0E 87
12B1:DD 12 4C 8A 12 20 84 0E A3
12B9:A0 00 B1 FB 20 8E 0E 20 9B

The Geos Column

```

12C1:C9 12 20 DD 12 4C B6 12 72
12C9:C9 0D D0 04 A9 1F D0 0B E6
12D1:C9 61 90 07 C9 7B B0 03 56
12D9:38 E9 60 60 20 84 0E A0 76
12E1:00 91 FB 20 8E 0E E6 FB 62
12E9:A5 FB D0 02 E6 FC A5 FB 8C
12F1:CD CE 13 90 09 A5 FC CD C2
12F9:CF 13 90 02 68 68 60 20 C2
1301:FD 0D A2 0B 20 CB 0C A9 60
1309:00 8D D0 13 A2 00 85 C6 C4
1311:20 CF FF C9 0D F0 0A 9D B5
1319:D0 13 E8 E0 10 90 F1 38 76
1321:60 AD D0 13 D0 03 4C 1E 77
1329:13 C9 0D F0 F0 8E CB 13 68
1331:A2 0F 20 CB 0C 20 08 0D 2B
1339:AE CB 13 AC F2 0C B9 C4 D6
1341:13 8D C8 13 A0 00 B9 C7 DE
1349:13 9D D0 13 C8 E8 C0 04 1B
1351:90 F4 8A A2 D0 A0 13 20 C7
1359:BD FF A9 08 AA A8 20 BA 07
1361:FF 20 C0 FF A2 08 20 C9 E6
1369:FF AD F2 0C 8E 02 F0 0B 5D
1371:A9 E6 85 FB A9 13 85 FC 38
1379:4C 84 13 A9 E4 85 FB A9 C2
1381:13 85 FC 20 84 0E A0 00 D1
1389:B1 FB 20 8E 0E 20 D2 FF 0B
1391:E6 FB A5 FB D0 02 E6 FC F7
1399:A5 FB CD CE 13 90 E4 A5 82
13A1:FC CD CF 13 90 DD A9 08 3C
13A9:20 C3 FF 20 0E 0E A2 0C CC
13B1:20 CB 0C 20 EB 0C C9 19 9A
13B9:F0 07 C9 27 F0 03 4C B4 A6
13C1:13 18 60 53 53 50 2C 00 EC
13C9:2C 57 00 00 00 00 00 00 DB
13D1:00 00 00 00 00 00 00 00 F7
13D9:00 00 00 00 00 00 00 00 FF
13E1:00 00 00 00 08 00 00 00 48
    
```

Before you do crack, do this.



Hey, it's no big deal. It's a simple legal form, that's all. Take a minute. Fill it out. Sign it. Carry it with you. It's the least you can do. Then no one can say you didn't do anything worthwhile with your life.

Partnership for a Drug-Free America, N.Y., NY 10017

BASIC for Beginners cont. from page 12

```

20 GOSUB 1000
30 PRINT "X="X"Y="Y
40 GOTO 20
1000 K=PEEK(JS):IF K=NP THEN 1000
1010 IF K=N THEN Y=Y+1
1020 IF K=E THEN X=X+1
1030 IF K=S THEN Y=Y-1
1040 IF K=W THEN X=X-1
1050 IF K=F THEN PRINT"FIRE!";
:REM NOTE SPACE AND
SEMICOLON
1060 RETURN
    
```

Line 30 would normally begin whatever action the program takes when the joystick is moved. Line 1050 would contain the consequences of pressing the fire button. This technique is useful when moving sprites or when drawing in high-resolution mode. The variables X and Y may be incremented or decremented by more than 1, of course, to achieve higher speeds.

Within Limits

Often, you'll encounter a programming situation in which X and Y may not exceed certain values. In such cases, you would change lines 1010-1040 as follows:

```

1010 IF K=N THEN Y=Y+1:IF Y>199
THEN Y=199
1020 IF K=E THEN X=X+1:IF X>255
THEN X=255
    
```

```

1030 IF K=S THEN Y=Y-1:IF Y<0
THEN Y=0
1040 IF K=W THEN X=X-1:IF X<0
THEN X=0
    
```

Substitute these lines in the previous program and run it. Then move the joystick and press the fire button. You should see values for X and Y change but never exceed the limits above. This technique could be used to ensure that illegal values won't get POKED to memory locations or that a line which is being drawn won't go off the screen.

Miniature User Ports

One of my favorite uses for the joystick ports is as input-only user ports. (The actual, more elaborate user port is at the rear of the machine, to your left as you type, and can be used for both input and output.) You can buy a 9-pin plug at Radio Shack and connect wires to it; this effectively replaces the joystick plug.

Where can these wires lead? They could lead to a numeric keypad, to a counter that uses the guts from an old trackball, or to a relay that's triggered from a tape deck for synchronization of the computer to music. Of course, reading the joystick ports in these ways requires the necessary programming.

For instance, you usually want an event to occur only once when one of the switches is closed. In order to en-

sure that this happens, you'd need to use two subroutines such as those (at lines 100 and 200) in the short program which follows.

```

10 JS=56320:F=111:REM EQUIVALENT
TO FIRE BUTTON PORT 2
20 GOSUB 100:PRINT "ON"
30 GOSUB 200:PRINT "OFF"
40 GOTO 20
100 K=PEEK(JS):IF K<>F THEN 100
110 RETURN
200 K=PEEK(JS):IF K=F THEN 200
210 RETURN
    
```

Line 20 sends control to the subroutine at line 100, which looks at the joystick port for a value of 111 and only 111. This detects whether the fire button (or other switch or relay) is triggered. If it is, line 110 returns control to line 20 which prints the word ON. Line 30 immediately sends control to the subroutine at line 200, which continues to look at the port. If the switch is still on, the program loops at line 200 until it's off. When it is, control goes back to line 30, which prints OFF. Line 40 completes the loop.

Of course, if you're creating your own homemade music videos, you would want some appropriate graphics displayed on the screen instead of just printing ON and OFF. But that's for another column.

THE programmer's page

Disk Drives

Randy Thompson

"The Programmer's Page" is interested in your programming tips and tricks. Send all submissions to The Programmer's Page, COMPUTE!'s Gazette, P.O. Box 5406, Greensboro, North Carolina 27403. We'll pay \$25-\$50 for each tip we publish.

Take control of your disk drive with these hot programming tips.

Write-Protected?

This short subroutine detects if a disk is write-protected (has its write-protect notch covered).

```
GA 2000 OPEN 15,DV,15:PRINT#15
,"M-R";CHR$(30);CHR$(0)
);GET#15,A$:CLOSE 15
JQ 2010 IF ASC(A$+CHR$(1))=1 T
HEN PRINT "DISK IS WR
ITE PROTECTED":GOTO 203
0
AD 2020 PRINT "DISK IS NOT WR
ITE PROTECTED"
ES 2030 RETURN
```

To use the subroutine, simply set DV equal to the device number of the desired drive and execute a GOSUB 2000.

Stacy Olivas
Graham, WA

Disk Full

This program accepts a non-write-protected disk and sets the disk's block-free information equal to 0. Once this is done, no additional data may be written to the disk because the disk drive thinks that the disk is full.

To use the program, simply type it in (be careful not to make any mistakes), run it, insert a disk into the drive addressed as device 8, and then press a key. The program prints FINISHED when the operation has ended. As a precautionary measure, use this program only on copies of disks. That way, if something goes wrong, you'll still have your original to fall back on.

```
JE 100 DIM QS(255)
GS 110 PRINT "{CLR}{GRN}{DOWN}
":POKE 53280,0:POKE 532
81,0
JF 120 PRINT "INSERT DISK AND
{SPACE}PRESS A KEY"
HE 130 POKE 198,0:WAIT 198,1
EQ 140 PRINT "WORKING"
HE 150 OPEN 15,8,15:OPEN 5,8,5
,"#":PRINT#15,"U1:5,"0,
```

```
18,0
HM 160 FOR I=0 TO 255:GET#5,A$
:QS(I)=CHR$(ASC(A$+CHR$
(0))):NEXT
KJ 170 CLOSE 5
PG 180 FOR I=4 TO 71:QS(I)=CHR
$(0):NEXT:FOR I=76 TO 1
43:QS(I)=CHR$(0):NEXT
AF 190 OPEN 2,8,2,"#"
QK 200 FOR I=2 TO 255:PRINT#15
,"B-P:"2,I:PRINT#2,QS(I
);NEXT
QJ 210 PRINT#15,"U2:2"0,18,0
XK 220 CLOSE 2
MP 230 PRINT#15,"I":CLOSE 15
XR 240 PRINT "{UP}FINISHED"
```

You can use this program to protect important disks from being written to. It will also fool people into thinking that your disk is completely full, even though it's not.

Danny F. Hummel
Essex, IA

Disk Change

Here's a short routine that waits until a disk has been inserted or removed from the disk drive. You must set the variable DV equal to the device number of the drive which you wish to check and then execute a GOSUB 3000.

```
GA 3000 OPEN 15,DV,15
HB 3010 PRINT#15,"M-R";CHR$(30)
);CHR$(0)
SM 3020 GET#15,W$
RJ 3030 IF ASC(W$+CHR$(0)) THE
N 3010
KF 3040 CLOSE 15
RS 3050 RETURN
```

One example use of this subroutine might be in a single-drive copy program. Instead of waiting for the user to hit a key when it's time to swap disks, you could instruct him or her to remove the source disk and insert the destination disk; then have your program call the Disk Change subroutine twice, once to wait for the source disk to be removed and once to wait for the destination disk to be inserted. The user would never have to touch the keyboard.

Francisco Félix
La Paz, Mexico

1571 Info

About a month ago I received a letter from Kent Sullivan, General Partner of Dr. Evil Laboratories. He noted some incomplete and inaccurate information given in the July 1989 "Programmer's Page" regarding the 1571 disk drive and

its ROMs. In his discussions with Commodore engineer Fred Bowen, Mr. Sullivan discovered some interesting facts. I've summarized some of the more salient pieces of information below.

First, there were five versions of the 1571 ROM made up, but only two versions were released to the public, the original production-version ROM (part number 310654-03) and the upgrade ROM (part number 310654-05). The last two digits in the chip's part number specify which version of ROM it is. You may be able to find some 1571 drives with -01, -02, or -04 ROMs since, according to Fred Bowen, "the rest likely did get distributed to beta test sites, which are notorious for distributing that which they are forbidden to." Here at COMPUTE!, for example, we have at least two 1571 drives that contain -01 ROMs.

The 1571CR that's found inside the 128D uses different ROMs than the stand-alone 1571. (The CR, by the way, stands for *Cost Reduced*.) There are two ROMs available for this drive: part number 318047-01 and part number 252372-01. These two ROM chips are exactly the same codewise; it's just that one is an EPROM (Erasable Programmable Read Only Memory) chip while the other is strictly a ROM chip.

As for bugs, Fred Bowen states, "The CR ROM came after the -05 ROM, and so it naturally inherited all of the fixes. Unfortunately, Dave Siracusa (the programmer) missed at least one, which I discovered some time later. The missing patch is called PATCH69, which deals with setting the BAM pointers when a double-sided disk is in use."

To see what could be done about PATCH69, I made a quick call to Commodore and found that there are no ROM upgrades available for the 1571CR. Then, on Mr. Sullivan's recommendation, I talked to Mark Fellows, the creator of JiffyDOS. Mr. Fellows has made extensive comparisons between the -05 and CR ROMs and says that the CR ROMs are missing not one, but *three* patches, and that his JiffyDOS 1571CR ROM replacement contains all of the latest bug fixes. If you're interested, JiffyDOS 1571CR ROM is available from Creative Micro Designs (50 Industrial Drive, P.O. Box 646, East Longmeadow, Massachusetts 01028) for \$29.95 plus \$4.25 shipping. ☐

machine language programming

A File Lister

Jim Butterfield

Amigas, IBM clones, and UNIX systems use a program with the curious name of *More*. Perhaps its name should have been *Pagelist*, as it lists text files to the screen, stopping at the end of each page and asking *More?*. The user simply taps a key to see the next screenful of data.

Accompanying this column is an elementary version of *More* for the Commodore 64 and 128 that allows you to view files saved in Commodore ASCII format. The BASIC portion of this program POKes the machine language (ML) routine into memory at \$2000 (8192). It then asks for the name of a file, opens this file as logical file 1, and then calls the ML routine.

We begin this routine by setting the status byte (BASIC reserved variable ST) at address \$90 to 0. As the file is read in, ST has the value 0. When the file ends or when an error is encountered, ST becomes a nonzero value.

```
2000 LDA #$00
2002 STA $90 ;initialize ST byte
```

Next, we switch the input stream from the keyboard to logical file 1 using the Kernal routine CHKIN at \$FFC6. The input stream remains switched for most of the program. Once the message <MORE> is displayed, the program will restore the input stream to the keyboard and wait for a keypress. When one is detected, the program will return here to reassign the input stream to the file.

```
2004 LDX #$01 ;logical file 1
2006 JSR $FFC6;switch input stream
```

After printing 22 lines of text from the file, the program pauses and prints <MORE>. Location \$2301 holds our line count. Initially, we set this register to 0.

```
2009 LDA #$00 ;zero line count
200B STA $2301
```

We count the number of characters on each line and store this value in \$2302, also initialized to 0.

```
200E LDA #$00 ;zero character count
2010 STA $2302
```

The instruction at address \$2017 fetches a character of data from the file using the Kernal routine GETIN at \$FFE4. Before this occurs though, we check the file status byte. If ST is a non-

zero value, we quit reading the file and branch ahead to address \$2070, where the program is wrapped up.

```
2013 LDA $90 ;check ST byte
2015 BNE $2070 ;end-of-file
2017 JSR $FFE4 ;get character from file
```

By calling GETIN, we obtain a character in the accumulator. If this character isn't the RETURN character (decimal 13), we skip the special code that follows and branch directly to \$2054.

```
201A CMP #$0D ;RETURN?
201C BNE $2054
```

Assuming the character is a RETURN, we print it and add 1 to the line count. Next, we check to see if it exceeds 22 (\$16). If the line count has not reached that full-screen value yet, we loop to address \$200E, resetting the character count to 0.

```
201E JSR $FFD2;print RETURN
2021 INC $2301 ;increment line count
2024 LDA $2301 ;check for end of page
2027 CMP #$16 ;22 lines?
2029 BCC $200E ;not yet
```

At this point, we have a full screen of data and pause with the message <MORE>. This message is stored at address \$2074; we use an index loop to read and print it.

```
202B LDY #$00 ;print <MORE>
202D LDA $2074,Y
2030 JSR $FFD2
2033 INY
2034 CPY #$06
2036 BNE $202D
```

Next, we disconnect from the file using the Kernal routine CLRCHN and return our input stream to the keyboard. Then we wait in a loop for a keypress.

```
2038 JSR $FFCC ;restore keyboard
                ;input
203B JSR $FFE4 ;get a character
203E CMP #$00
2040 BEQ $203B
```

If the keypress is the Q key (\$51), a quit is requested, so we branch to the exit point.

```
2042 CMP #$51 ;is it Q?
2044 BEQ $2073
```

If a key other than Q has been pressed, we resume listing the file. But first, we erase the <MORE> message

by printing the delete character (character 20, or \$14) six times.

```
2046 LDY #$00 ;erase <MORE>
2048 LDA #$14
204A JSR $FFD2
204D INY
204E CPY #$06
2050 BNE $204A
```

After erasing <MORE>, we return to address \$2004, where we reconnect the file input stream and zero all counters.

```
2052 BEQ $2004
```

At address \$2054, we've received a character other than a RETURN. Certain characters in the range \$00-\$1F and \$80-\$9F are not printable—they might change text color or perhaps clear the screen. First, we save the original character in the Y register and then strip the high bit from the copy of the character that remains in the accumulator. Hex values in the range \$80-\$9F will change to \$00-\$1F, and our test reduces to this: "Is the value less than hex 20?" If it is—that is, it's a nonprintable character—we substitute a dot character (\$2E). Then, we restore the original character, saved in the Y register.

```
2054 TAY ;save A
2055 AND #$7F ;strip high bit
2057 CMP #$20 ;less than 32?
2059 BCS $205D ;no, so restore A
205B LDY #$2E ;yes, substitute dot
205D TYA
```

The character is ready to be printed. A design decision: What about long lines that would run past the right margin of the screen? You could either wrap them onto the next screen line or truncate them.

I've chosen to truncate any long lines. I do this by a simple test: If the character count of the line is too high, I don't print the character. Wrapping the line wouldn't be much harder; you would print an extra RETURN character and continue on the next screen line, remembering to increase the line count and to zero the character count.

Next, we place the character count in the Y register.

```
205E LDY $2302
```

Address \$2300 contains the maximum character count for your machine, set by the BASIC program. Notice how

SAVE UP TO 70%

CALL FOR YOUR FREE CATALOG TODAY!

1-800-BUY-WISE EXT. 11

Since 1979

ASK ABOUT EXTRA SAVINGS WITH OUR COMPUTER DIRECT CREDIT CARD!

1200 BAUD EXTERNAL MODEM

Features Include:

- RS232C/DB25 Connector
- DB9 Pin Adapter
- Telephone Cable
- 1200/300 bps Asynchronous
- Full or Half Duplex
- Auto Dial/Auto Answer
- Standard 9 Volt Battery



LOWEST PRICE EVER!

\$49⁹⁵

List \$199.95

AC Adapter Sold Separately for \$4.95

ACCESSORIES

- C64C Computer with One FREE Action Game.....**\$129.95**
- 1541-II Disk Drive with One FREE Action Game.....**\$179.95**
- Epyx 200XJ Joystick.....**\$10.95**
- Wico Ergostick.....**\$12.95**
- M-3 Analog Mouse.....**\$43.95**
- Hearsay 1000.....**\$49.95**
- Dust Covers.....**\$10.95**
- 5.25" Disk Cleaner.....**\$5.95**
- 3.5" Disk Cleaner.....**\$5.95**

No ONE CAN SELL THIS PRINTER FOR LESS!

180 CPS PRINTER

WITH NLQ

LIFETIME WARRANTY ON PRINTHEAD



- 2 Year Immediate Replacement
- Dot Addressable Graphics
- Italics, Elite, Pica, Condensed
- Centronics Parallel Port
- 8K Printer Buffer
- NLQ Selectable from Front Panel
- Pressure Sensitive Controls
- Includes One FREE Ribbon

FANTASTIC BUY!

\$149⁹⁵

List \$299.00

SOFTWARE

- Last Ninja II List \$34.95 by Activision Was \$24.95.....**\$22.95**
- Let's Make Greeting Cards by Melody Hall List \$10.95.....**\$6.95**
- Let's Make Calendars & Stationery by Melody Hall List \$10.95.....**\$6.95**
- Omni-Play Basketball List \$34.95 by Broderbund Was \$24.95.....**\$22.95**
- Fun House List \$12.95 by Hi Tech Expressions.....**\$10.95**
- Monopoly List \$39.95 by Electronic Arts.....**\$23.95**

SAVE \$200 ON THE NEW COMMODORE 64C TEST PILOT PACKAGE

Package Includes:

- C64C Computer
- 1541-II Disk Drive
- ACE Joystick by Kraft
- Five Software Packages: Advanced Tactical Fighter, Infiltrator II, Harrier, Crazy Cars, Tomahawk



ALL THIS FOR ONLY

\$299⁹⁵

List \$499.95

SOFTWARE

- Swiftax List \$49.95 by Timeworks.....**\$34.95**
- Wordwriter 4 List \$39.95 by Timeworks.....**\$27.95**
- Shinobi List \$34.95 by Mindscape.....**\$23.95**
- Bad Dudes List \$29.95 by Data East.....**\$21.95**
- Batman List \$24.95 by Data East.....**\$18.95**
- Tower Toppler List \$37.95 by Epyx.....**\$9.95**

MAGNAVOX 13" COLOR COMPOSITE



Model No. CM8702

LOWEST PRICE EVER!

ONE YEAR LIMITED WARRANTY **\$179⁹⁵**

List \$299.95

5.25" DOUBLE SIDED/DOUBLE DENSITY DISKS

As Low As **19¢ ea** COLOR - As Low As **39¢ ea**

19¢ ea **39¢ ea**

MADE IN THE USA! Blue, Green, Yellow, Orange & Red

100% Certified • Lifetime Guarantee

5.25" DSHD DISKS As Low As **45¢ ea**

3.5" DSDD DISKS LOTS OF 10 **59¢ ea**

MAGNAVOX 13" COLOR RGB



Model No. CM8762

OUR LOW PRICE

ONE YEAR LIMITED WARRANTY **\$234⁹⁵**

List \$399.95

Prices do not include shipping charges. Call to get your lowest delivered cost. We insure all shipments at no extra cost to you! All packages are normally shipped UPS Ground. 2nd day and overnight delivery are available at extra cost. We ship to all points in the US, Canada, Puerto Rico, Alaska, Hawaii, Virgin Islands and APO-FPO. Monitors only shipped in Continental US. Illinois residents add 6.5% sales tax. Prices and availability subject to change without notice. Not responsible for typographical errors or omissions. *Computer Direct will match any current (within 30 days) nationally advertised price on exact same items. Shipping and sales tax not included. Verification required.

FAX Ordering 708-382-7545 Outside Service Area, Please Call 708-382-5058

COMPUTER DIRECT, INC.

22292 N. Pepper Road Barrington, IL 60010 Exp 4-30-90

"We Love Our Customers"



**Looking for a Widget
for your Printer
and need it now?
Call Precision!**

Precision Images stocks a complete selection of parts, supplies, and manuals for these printers:

**C. ITOH, GUME, CITIZEN,
OKIDATA, FUJITSU, EPSON
AND OTHERS**

For Visa/MC/Amex Call
1-800-524-8338

Precision Images
P.O. Box 573
Chester, NY 10918

Circle Reader Service Number 195

The power to overcome.



Soar into the Wild Blue Yonder

The Official F-19 Stealth Fighter Handbook

by Richard G. Sheffield
Foreword by Major "Wild Bill" Stealey, President and Cofounder of MicroProse
\$14.95, 192pp

Learn the ins and outs of flying MicroProse's new *F-19 Stealth Fighter* flight simulator. Study the practical hints and tips for flying the simulator and performing ground-attack and air-to-air tactics. Then read all the background information in the book to learn to fly the real F-19. In the final section of the book, you'll find yourself looking over the shoulder of an expert F-19 *Stealth Fighter* game player as he carries out several "dangerous" missions.

Order your copy today.

Send \$14.95 plus \$2.00 shipping and handling (\$5.00 for orders outside the U.S. and Canada) and applicable sales tax* to:

COMPUTE!'s Bookshelf
P.O. Box 5188
Greensboro, NC 27403

Name _____
Street Address _____
(No. P.O. Boxes Please)
City _____ State _____ ZIP _____

*Residents of NC, NY, and PA add appropriate sales tax for your area.

All orders must be paid in U.S. funds drawn on a U.S. bank. Orders will be shipped UPS Ground Service. Please allow 4-6 weeks for delivery.

**COMPUTE!
Publications
Back Issues/
Disk Orders**

Individual back copies of *magazines* and *disks* are available by mail only while quantities last.

Please clip or photocopy, and mail completed coupon and check to:

COMPUTE! Publications
Single-Copy Sales
P.O. Box 5188
Greensboro, NC 27403

Name: _____

Street: _____

City: _____

State: _____ Zip: _____

Type of computer: _____

Quantity	Issue (Month/Year)	Magazine or Disk Name	Price*

SUBTOTAL: _____

Sales Tax:† _____

Shipping: _____

TOTAL: _____

* Back issues of *COMPUTE!*, and *COMPUTE!'s Gazette* are \$6.00 each. No issues dated prior to January, 1986, are available. In addition, the following issues are NOT available: *Gazette*: 1/86, 3/86.

* Single disks for *COMPUTE!'s Gazette* are \$15.00. Disk/magazine combinations are \$16.00 NOTE: No disks dated prior to June 1986 are available. The May 1986 and October, 1987 *Gazette* disks are no longer available.

* Back issues of *COMPUTE!'s PC Magazine* are \$16.00 each. This publication is available only as a magazine/disk combination. Our back issue inventory consists mainly of magazines with 5.25-inch disks, but we will attempt to supply 3.5-inch disks if requested. The following issues are NOT available: *PC Magazine*: 9/87, 11/87, 9/88, 11/88.

* Back issues of *COMPUTE!'s Amiga Resource* magazine are available beginning with Spring, 1989 for \$6.00 each. Back issues of *COMPUTE!'s Amiga Resource Disk* are available beginning with Summer, 1989 for \$10.00 each. Disk/magazine combinations are \$12.00.

Shipping and handling included for U.S. and Canadian residents. Others add \$2.00 for surface mail, \$5.00 for air mail.

Payment must be in U.S. dollars by check drawn on U.S. bank. MasterCard or Visa credit cards accepted on orders of more than \$20.00.

† North Carolina, New York, and Pennsylvania residents must add appropriate sales tax.

223

Machine Language Programming

BASIC figures the number of characters that will fit on your particular screen line (see line 500), POKEing the result to decimal 8960 (\$2300). We next check the character count, now in Y, against this value. If it's over the limit, we skip the portion of the code that prints the character.

2061 CPY \$2300 ;exceeded screen width?

2064 BCS \$206C ;yes, so skip printing

Here's where we print and count characters. Then, we return to read more from the file.

2066 INC \$2302 ;increase character count

2069 JSR \$FFD2;print character

206C BNE \$2013 ;and continue line

206E BEQ \$2013

As we exit, we restore the input stream to the keyboard, again using CHRCHN.

2070 JSR \$FFCC

2073 RTS

And lastly, our <MORE> message is stored at \$2074.

2074 3C 4D 4F 52 45 3E ; <MORE>

207A (end code)

More

RA 100 DATA 169,0,133,144,162,1,32,198,255,169,0,141,1,35

HG 110 DATA 169,0,141,2,35,165,144,208,89,32,228,255

DS 120 DATA 201,13,208,54,32,210,255,238,1,35,173,1,35

XF 130 DATA 201,22,144,227,160,0,185,116,32,32,210,255

QM 140 DATA 200,192,6,208,245,32,204,255,32,228,255

SR 150 DATA 201,0,240,249,201,81,240,45,160,0,169,20

BH 160 DATA 32,210,255,200,192,6,208,248,240,176,168,41,127

DH 170 DATA 201,32,176,2,160,46,152,172,2,35,204,0

AS 180 DATA 35,176,6,238,2,35,32,210,255,208,165,240,163,32,204,255,96

EC 190 DATA 60,77,79,82,69,62

BR 200 FOR J=8192 TO 8313

EJ 210 READ X:T=T+X

BP 220 POKE J,X

AE 230 NEXT J

BX 240 IF T<>15477 THEN PRINT {SPACE}"ERROR IN DATA STATEMENT.":STOP

RP 500 PRINT CHR\$(14):PRINT CHR\$(157);:L0=POS(0):PRINT:POKE 8960,L0

KM 510 INPUT "NAME OF FILE";FS
RM 520 OPEN 15,8,15
MK 530 OPEN 1,8,3,FS
AJ 540 INPUT#15,E,ES,E1,E2:IF {SPACE}E<>0 THEN PRINT {SPACE}ES;E1;E2:STOP

MF 550 SYS 8192
ES 560 CLOSE 1
HB 570 CLOSE 15



Lyco Computer Marketing & Consultants



COMMODORE SOFTWARE

Access:	Geopublish	\$29.95
Echelon	Geofile 128	\$39.95
Mach 128		
Mach 5	Broderbund:	
	Print Shop	\$28.95
Activision:	Print Shop Comp	\$22.95
Maniac Mansion	GraphicLib1,2,3,ea	\$15.95
Neuromancer	Carmen San Diego WI	\$22.95
Rampage	Carmen San Diego US	\$25.95
Berkeley Softworks:		
Geofile 64		\$29.95
Geos 64 2.0		\$35.95
Geos 128 2.0		\$39.95

*** Call for *
New Titles**

ACCESSORIES

Surge Protectors:	Printer Interfaces:
QVS PP-102	Xetec Jr.
QVS PP-112	Xetec Supergraphics
QVS PP-104	Xetec Gold
	MW 350
Diskettes:	Printer Paper:
5 1/4 Disk Notcher	1000 sheet laser
Xidex 5 1/4 DSDD	Banner Paper 45" Roll
Xidex 3 1/2 DSDD	
Joysticks:	Drive Maintenance:
Boss	5 1/4 Drive Cleaner
Bathandle	3 1/2 Drive Cleaner
I Controller	
3-Way	



*180 cps draft • 45 cps NLO • four resident fonts • 216x240 dpi resolution and print pitches ranging from 3 to 20 cpi



NX-1000 II \$159⁹⁵

PRINTERS

Panasonic	
1180	\$169.95
1191	\$216.95
1124	\$279.95
1695	SCALL
1624	\$439.95

* Quantities Limited



*120 cps draft speed with improved throughput capabilities • Built-in variable-width tractor • compact design w/bottom paper feed minimize space requirements.



120 D \$129⁹⁵

Star	
NX-1000 Color	\$209.95
NX-1000C	\$164.95
NX-1000C Color	\$209.95
NX-1000 Series II	\$159.95
NX-2410	\$279.95
Epson	
LX-810	\$184.95
LO-510	\$319.95
FX-850	\$339.95
FX-1050	\$434.95
LO-850	\$489.95
LO-950	\$489.95



*9-Pin personal printer • EZ-Set operator panel • adjustable push/pull tractor feed • multiple paper paths • 192 cps draft • 38 cps NLO



KX-P1180 \$169⁹⁵*

* Quantities Limited

Printer ribbons, cables, connections and accessories available for all applications. Please Call.

Citizen	
120 D	\$129.95
180 D	\$154.95
HSP-500	\$309.95
GSX-140	\$319.95
Brother	
1809	\$349.95
M1724L	\$519.95
1824L	\$469.95
Okidata	
Okimate 20w/cart	\$194.95
172	\$195.95
182 Turbo	\$229.95
183	\$219.95
320	\$329.95
321	\$459.95

COMMODORE UPGRADES

Excel FSD-2 + Disk Drive

100% Commodore 64C drive compatible, the Excelerator Plus Disk Drive is quieter, smarter, faster, and more reliable than the 1541 and 1541C. 1-year warranty

\$139⁹⁵

MAGNAVOX



• 13" diagonal RGB/Composite Color Display
• Green text switch
• Built-in tilt stand
• Interface cables included

CM8762 \$234⁹⁵

GoldStar



• 12" amber display
• 640h x 200v
• IBM and Commodore compatible

2105 A \$79⁹⁵

MONITORS

Magnavox:	
BM7652 Mon. Comp	\$84.95
BM7622 Mon. Comp	\$84.95
CM8702 Color Comp	SCALL
CM8762 RGB	\$234.95
GoldStar:	
2105 A Composite	\$79.95
1410 CGA 14"	\$209.95
1420 EGA 14"	\$319.95
1430 VGA 14"	\$349.95

MODEMS

Cardinal:	
MB2400EX EXT 2400 Baud	\$99.95
MB1200EX EXT 1200 Baud	\$69.95
Everex:	
Evercom 12 (INT)	\$54.95
Evercom 24 (INT)	\$119.95
Evercom 24 + MNP	\$149.95
Evercom 24E + MNP	\$199.95
Avatec:	
1200e	\$69.95
1200hc	\$99.95
2400	\$129.95

HARDWARE

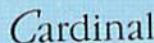
64C Computer	SCALL
C 128 D Computer Drive	SCALL
1541 II Disk Drive	SCALL
Colt PC	SCALL
1670 Modem	SCALL

64 Power Supply

The MW 701-A power supply made by Micro R&D features double fused systems, schematics, and a one-year warranty. Stay with the best, stay with Micro R&D.



\$34⁹⁵



• Low error data transmission and reception over standard dial-up telephone lines
• Hayes compatible with the universally-accepted AT command set
• Automatic Data Standard and Speed Adjust features



MB2400EX External Modem \$99⁹⁵

"Our friendly sales staff can help with any questions you have!"

Why shop at Lyco Computer? Lyco Computer offers quality name brand computer products at prices 30% to 50% below retail. If you do not see the product you want advertised, call Lyco Marketing toll free. **How do I know I will get the product I need?** Our marketing staff receives continuous formal training by our manufacturers. As thousands of people every week capitalize on our savings and services, we hope you, too, will make Lyco Computer your first choice. **What about warranty or service?** Our Customer Service Department is available at (717) 494-1670 to assist you. We back all of our manufacturer's stated warranty terms. Before returning any item that appears to be defective, we ask that you call our Customer Service Department. **Will you rush an item to me?** We offer next day air, two day air, standard UPS, and postal international shipping services. Temporary shortages are normally filled within 10 days. **How do I order?** We have always accepted C.O.D. orders through UPS. Prepaid cash orders over \$50 are shipped freight-free. For orders under \$50, please add \$3 for freight. Personal and company checks require a 4 week waiting period. Visa, Master Card and American express orders are accepted. For your convenience, but we cannot pass along the 4% discount offered for cash. Prices in this ad reflect cash prices. Purchase orders are accepted from Educational Institutions. We charge sales tax on deliveries in Pennsylvania. For APO, FPO, and international orders, add \$5 plus 3% for priority mail. Advertised prices and availability are subject to change. Simply send your order to Lyco Computer, P.O. Box 5088, Jersey Shore, PA, 17740. Or, call 1-800-233-8760 or (717) 494-1030. Not responsible for typographical errors.

Sales: 1-800-233-8760 or 717-494-1030
Fax: 717-494-1441
Hours: Mon-Fri. 9a.m.-9p.m.
Sat. 10a.m.-6p.m.
Customer Service: 717-494-1670
Hours: Mon-Fri. 9a.m.-5p.m.

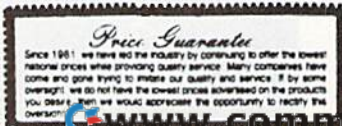


Circle Reader Service Number 129

ATTENTION EDUCATIONAL INSTITUTIONS:

If you are not currently using our educational service program, please call our representatives for details.

1-800-233-8760



www.commodore.ca

All Around the House

Keith Ferrell

Inside, outside,
cellar to attic—64s
and 128s are
doing plenty of
housework!





Home computer. That was the promise of the Commodore revolution, and it's a promise that's being kept every day by users throughout the world. And throughout the house. Here's a look at some of the ways our computers are being used in and around the home.

From the Ground Up

Thinking of building a home? Why not go whole hog and design it yourself, too?

Commodore 64 and 128 owners can take advantage of a couple of CAD (Computer-Aided Design) programs to do just that.

Home Designer, a program for the 128, was first published in 1987. Since then, hundreds of users have threaded their way through the intricacies of laying out floor plans, allowing space for water closets and windows, finding just the right spot for stairs.

"It's not just for designing houses," notes Joe Hubbard, president of Free Spirit, which acquired *Home Designer* when Hubbard purchased Briwall Software, the program's original publisher.

"People have written us about using *Home Designer* for everything from houses to mechanical drawings to model airplanes. The program can handle any kind of design work."

Hubbard has taken advantage of that versatility of purpose by publishing a disk-based library of electronic circuitry symbols which can be used by hobbyist and professional electricians. "It's been very popular," Hubbard says.

The \$49.95 program continues to sell well. Hubbard feels that much of the credit for *Home Designer's* ongoing success is owed to its own designer, Russ Kendall. "Russ works with mainframes," Hubbard says, "and he brings a little deeper understanding of computing to his programming. And it shows."

Abacus's \$39.95 *Cadpak* brings CAD capability to the 64. (A 128-specific version is avail-

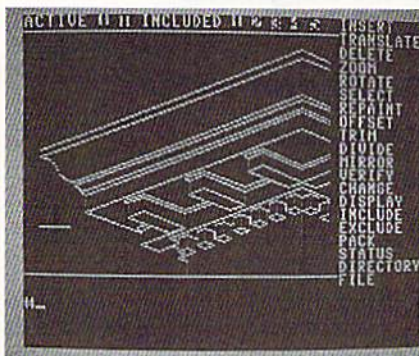
Photo ©1990 by Mark Wagoner

All Around the House

able for \$59.95.) The programs can be used for any type of high-resolution graphic design, and they excel at producing accurately scaled printouts of the designs.

Scaling is, in fact, one of the most important aspects of CAD. Accuracy of scale ensures, for example, that your CAD-designed house and the property it stands upon are properly represented on the printout.

Cadpak accomplishes its scaling by building its drawings around base scale units that represent either inches



Free Spirit's Home Designer is used by hobbyists and professionals for designing everything from model airplanes to houses.

or centimeters. For printing, these units are in turn related to a formula that lets you reproduce, in precise scale, ambitious designs within the constraints of small printers.

Scaling is the aspect of *Cadpak* that Abacus is most proud of. "The output to printers in these programs is quite well done," says Jim Oldfield, the company's marketing director. "A great deal of effort was taken to make sure that the scaling out to printers is exacting and precise."

How accurate? How precise? Two-and-a-half years ago, our reviewer stacked up his *Cadpak's* output against that of a professional surveyor with a more expensive computer. The proportions matched perfectly.

Lights Out! (Or On!)

Once the house is built, you have to take care of it. You can't always be home to do what needs to be done, but with a 64 or 128 and the right software and hardware add-ons, you don't have to be.

That, at least, is the philosophy behind the Home Control Interface produced by X-10 (USA) of Northvale, New Jersey.

Introduced in 1985, X-10's product puts control of appliances, lights,

and heating/cooling systems in the electronic hands of your computer. The \$69.95 Home Control Interface itself consists of X-10's software and a cable that connects to the computer's user port. To this basic setup are added various modules, which include lamp controllers with dimmers, 220-volt heavy-appliance modules, three-way wall-switch controllers, and others. A single 64 or 128 can control up to 95 different X-10 modules. The modules accept commands from the software, executing timed events at your discretion.

What sorts of events? Indoor and outdoor lights, stereos, and televisions can be switched on and off to give the illusion that someone's in the house when someone's not. (One ex-*Gazette* staffer swears by X-10's security potential: He won't leave home without programming his 64-based X-10 system!) The system can be programmed to turn on air conditioners or heaters as you leave work, ensuring the right temperature by the time you pull into the driveway.

X-10 technology is not just for humans. Among the company's customers are people who use the product to warm henhouses and grain elevators on a regular basis.

What's It Worth?

Buying or selling a house or piece of property? The bank, savings and loan institution, or financial service you use is going to want an independent appraisal.

If you live in or near Emporia, Kansas, that appraiser might be Steve Schaeffner, which means that the relevant numbers will be crunched through a Commodore 64.

Schaeffner got the computer from his father a few years ago and now would not do without it. At first, though, he wasn't sure just how much of a contribution the 64 would be able to make to his business.

Looking through appraisal-industry publications, Schaeffner saw plenty of business software—but none of it for his computer.

"There were any number of programs for IBM machines," Schaeffner says, "and they all cost hundreds of dollars."

Finally, though, he found an appraisal package for the 64. Even better, the software cost only \$100. Better still, the package from The Rhombus Group worked.

"It's made all the difference in the world," Schaeffner says. "Now, as I inspect a property, I'm able to make as few field notes as possible. Once I'm back at the office, I incorporate

those notes into the program."

Where Schaeffner once had to spend hours manually filling out an appraisal form, the drudge work is now handled by the 64. "It's terrific," he says. "When I make an adjustment in my calculations, the change is reflected throughout the program. I've taken a lot of little things and reduced them to a single keystroke, which saves a lot of time."

Like many businesses, fee appraisal includes a fair amount of repetitive work. After some time in the business, Schaeffner points out, you've seen just about every type of property. With hundreds of appraisals on file, Schaeffner has turned repetition into an advantage.

"I've set up templates that can handle just about every situation I run into," he says. "That saves at least 50 percent of my time." Other software tools in Schaeffner's appraisal arsenal include *SwiftCalc* and *Word Writer*.

When the appraisal is done, Schaeffner prints it out via a Star NX-1000C. The output is professional and crisp, more than presentable enough for his demanding financial clients.

Roll 'Em!

You've designed your home, bought or sold it, and put its security system on automatic. Time to relax with a rented video.

And if you're in Buenos Aires, the videos you rent are catalogued and your rental fee is tallied by a 128-based system.

Peter Northrup, who created custom software for Cinehogar, a Buenos Aires video-rental establishment, set up a system of four 128s, a 1750 RAM expander, and two 1571s, all linked to a ten-megabyte hard drive via a switching device. Four magnetic card readers are also connected to the system, which outputs to the screens of 1902 monitors or to paper by way of Citizen or Panasonic printers.

There is room on the system for four more terminals.

Cinehogar's system can handle up to 5000 members and 6000 films, keeping track of rentals, returns, overdue films, special requests, and other aspects of the video business. Members' magnetic cards include a special parity code to ensure privacy.

Nor has the 64 been left out of the equation. While the 128 system is behind the counter, customers can use a 64 and its Xetec 20MB hard drive to search through all of the club's films. Aware of the general public's antipathy toward keyboards, Northrup set up a menu system that enables searching to be accomplished via a

BRiWALL

CALL

1-800-638-5757

Outside the USA (1-215-683-5661)

BRiWALL

P.O. Box 129/58 Noble Street
Kutztown, PA 19530

24 Hour FAX Line 1-215-683-8567
Customer Service 1-215-683-5433
Technical Support 1-215-683-5699



PLEASE COME VISIT US!
Monday - Friday 9AM-6PM EST
Saturday 9AM-12 Noon EST

ACCESSORIES

Apro Extender 64 User Ribbon	\$19
Aprospan 4 Slot Cartridge Holder	25
Covers	call
Final Cartridge V3	49
Joysticks	call
Leroy's Cheatsheet 64 each	3
Leroy's Cheatsheet 128 each	7
Lightpen-Model 184c	39
Mach 128 Cartridge	35
Minimodem C (1200 Baud)	55
Minimodem C 2400 Baud	79
Mouse 1351 Commodore C64/C128	40
Mouse M3 (1351 substitute)	39
Paper	call
Passport Midi Interface 64/128	98
Power Supply - C128 - Repairable	55
Printer Infice G-Wiz	29
Printer Infice Super Graphic Senior	59
Printer Infice Super Graphic GOLD	89
Quick Brown Box 64K	95
Quick Brown Box 128K	163
Quick Brown Box 256K	279
RAM Expander 1764 (for C64)	135
RS232 Deluxe Interface	39
Ribbons	call
Ribbon Renew - Re-Ink w/no Equip	5
Video RAM 64K Cartridge (FULL)	50
Warspeed 128 / 64	35

GENERAL BUSINESS

CMS Accounting/128	129
CMS Inventory Module 128	53
Fleet System 4	52
Fontmaster 128 w/Speller	30
Fontmaster II/64	29
KFS Accountant 128	109
Leroy's Label Maker	24
Microlawyer	39
Paperclip 3	39
Paperclip Publisher	39
Personal Portfolio Manager 64	29
Pocket Filer 2	29
Pocket Planner 2	29
Pocket Superpak 2 (Digital)	67
Pocket Writer 3	46
Superbase/Superscript/book 128 pak	69
Superbase/Superscript/Book 64 pak	59
Swiftax 64 - Income Tax Prep	37
Swiftcalc 64 w/Sideways	17
Technical Analysis System 64	29
Wordpro 128 w/Speller&Filepro	30
Wordpro 64 w/Speller&Turbo Load	30
Wordwriter 4 for C64	27
Write Stuff 128 w/spellchecker	22
Write Stuff 64 w/spellchecker	22
Write Stuff Busness/Legl Templates	10

Sky Travel	33
Stickybear ABC'S	27
Stickybear Numbers	27
Stickybear Typing	37
Where in Europe Carmen Sandiego	27
Where in USA is Carmen Sandiego	27
Where in World Carmen Sandiego	25
Widham Classics	12

ENTERTAINMENT

1943: Battle of Midway	\$20
AD&D - Champions of Krynn	27
AD&D - Curse of the Azure Bonds	27
AD&D - Dragons of Flame	21
AD&D - Heroes of the Lance	22
AD&D - Pool of Radiance	27
AD&D - War of the Lance*	27
After Burner	23
Altered Beast	23
Arcade Mega Hits	23
Aussie Games	23
B.A.T.	27
Balixit	30
Batman - The Movie	20
Battle Chess	29
Beyond Dark Castle	20
Beyond the Black Hole	20
Blue Angels	20
C128 80 Col Fun & Games Pack	45
C64 Games Spectacular Package	21
Caveman Ughlympics	21
Chessmaster 2100	25
Clue: Master Detective	22
Death Bringer	21
Double Dragon II	23
Dragon Wars	30
Eye Of Horus	27
F14 Tom Cat	20
F16 Combat Pilot*	24
Face Off:	24
Gauntlet 2	20
Heat Wave: Offshore Racing*	20
Hole In One - Miniature Golf	20
Iron Lord	27
Jack Nicklaus Course Champ '89	10
Jopardy 2	12
John Madden Football	37
Knights of Legend	23
Laser Squad*	13
Licence to Kill	23
Mean Streets	26
Monday Night Football	26
Panzer Battles	27
Pipe Dream	21

Pocket Rockets	20
Pro Tennis Tour*	21
Puffy's Saga*	21
Rambo III	20
Robocop	23
Scrabble	21
Sentinel Worlds	24
Sex Vixens From Space	20
Sim City	20
Skate Wars*	27
Starflight	27
Super Password	12
Superman	20
TV Sports Football	21
Sword of Aragon*	27
Test Drive 2: European Challenge	10
Test Drive 2: Muscle Cars	10
Test Drive 2: The Duel	19
The Cycles: Grand Prix Racing	20
Three Stooges	23
Thud Ridge	23
Turbo Out Run*	24
Ultima Trilogy (1,2,3)	39
Ultima V	39
Vigilante	17
Wheel of Fortune 2	12
Windwalker	27
Wizardry - Heart of Maelstrom	27
Wizardry Trilogy	26

GEOS RELATED

Desk Pak Plus - Geos	\$22
FontPak Plus - GEOS	22
GEOS 64 v.2.0	39

PERSONAL

Bible Search KJV	\$20
Bible Search NIV	25
Bridge 5.0	20
Dream Machine Analyze/64	19
Family Tree C64/C128 and LDS	39
Great War	15
Heartlab	41
Recipe Filer	19
Tarot 128	15

UTILITIES/LANGUAGES

1541/1571 Drive Alignment	\$25
1581 Toolkit V2/ Dos Ref	20
Basic 8	29
Basic 8 Toolkit	17
Basic 8-How to Get the Most Out of	17
Basic Compiler/128	39
Basic Compiler/64	29
Big Blue Reader V3 (64/128)	32
Bobsterm Pro 128	42

WE NOW CARRY JiffyDOS!

JiffyDOS v6.0 64	\$50
JiffyDOS v6.0 128	\$60

Please specify computer and drive when ordering

C128 Advanced User Package	45
C128 Programmer's Delight	45
CP/M Kit	22
CSM Newsletter Compendium	29
Cobol 128	29
Digitaltalker 128	20

BOOKS


1541 Repair & Maint. Handbook	\$16
1541 Troubleshoot & Repair Guide	17
1571 Internals*	17
Anatomy of C64+	17
C128 Internals*	17
C128 Programmer's Ref. Guide	20
C128 Tips & Tricks	17
C128 Troubleshooting & Repair	17
C64 Tips & Tricks	17
C64 Troubleshoot & Repair Guide	17
CPM User's Guide	17
CSM Prog Protection Manual 1	24
CSM Prog Protection Manual 2	29
GEOS Inside & Out+	17
GEOS Programmer's Ref Guide	17
GEOS Tips & Tricks+	15
K Jax Book Revealed 3	23
Lou Sanders Tricks & Tips	16
Machine Language 64+	13
Superbase The Book 64/128	15
Twin Cities 128 Compendium #1	15
+means that a disk is available	call

EDUCATION

Alphabet Zoo	\$18
Big Bird's Special Delivery	9
Calculus by Numeric Methods	27
Counting Parade	6
Designasaurus	20
Easy Sign	17
Ernie's Big Splash	9
Ernie's Magic Shapes	9
Evelyn Wood Dynamic Reader	17
Grandma's House/64	6
Grover's Animal Adventure	9
Jungle Book (Reading 2)	19
Learn The Alphabet	6
Linkword-German	19
Linkword-French 2	19
Linkword-Spanish	19
Math (First Men on Moon)	19
Mavis Beacon Teaches Typing /C64	30
Mental Blocks	10
Morse Code Trainer	5
Numbers Show (The)	10
Peter Rabbit (Reading 1)	19
Rocky's Boots	23
SAT Complete (Hayden SAT Prep)	26

WHY CHOOSE BRiWALL?

- ✓ No Surcharge on Charge Orders
- ✓ 24-Hour Toll-Free Ordering
- ✓ Our Fifth Year in Business
- ✓ Fast, Friendly, Reliable Service
- ✓ In-house Technical Support
- ✓ A Fair Return/Exchange Policy
- ✓ A "No-surprises" Shipping Policy



SATISFACTION GUARANTEED!

Geochart/64	22
Geofile 128	45
Geopublish 64	39
Geos 128 V2.0	45

Gnome Kit 64/128	29
Kracker Jax Super Cat	22
Kracker Jax Vol 1-7 + Shotgun2	27
Maverick V4.0 Copier	29
Merlin 128	45
Protoline BBS 128	29
Supercenter 128	12
Super 81 Utilities 128 or 64 each	29
Super Aide 64	25
Super C 128	45
Super Disk Librarian 128orf64 ea	19
Super Disk Utilities 128	25
Super Pascal 128 or 64 each	45
Super Snapshot V5.0	59
Super Snapshot V5.0 w/128 disble	65
SysRES Enhanced	16

CREATIVITY/GRAPHICS

Award Maker Plus	\$29
Billboard Maker	25
Blazing Paddles	25
Business Card Maker	29
Cad 3D	39
Cadpak 128	39
Colorize 128	12
Computer Eyes	105
Doodle	29
Home Designer	45
Home Designer Circuit Symbol Lib	10
Icon Factory	25
Label Wizard	24
Newsmaker 128	24
Newsroom	14
Photo Finish	19
Poster Maker 128	24
Printmaster Plus	25
Printshop	30
Screen F/X	25
Sketchpad 128	24
Spectrum 128	29

We maintain an enormous inventory of software. If you don't see what you want, CALL!

Titles marked with * were not yet available when the ad was prepared. Please call for firm price and availability. Titles in BOLD are new items

1541/1571 DRIVE ALIGNMENT

This excellent alignment program is a must-have for every Commodore owner. Easy to use, it helps you to align your drive so that it runs just as if it were new! The simple instructional manual and on-screen help prompt you through the alignment procedure and help you adjust the speed and head stop of your drives. It even includes instructions on how to load the alignment program when nothing else will load!

Don't be caught short! We get more Red Label orders for this program than any other program we sell. Save yourself the expense! Order now, keep it in your library, and use it often!

Works on the 64, 128 and SX64 for the 1541, 1571, 1541-II and compatible third party drives.
STILL ONLY \$25

LOOKING FOR PROGRAMS MADE JUST FOR YOUR 128?

NEWS MAKER 128

Desktop publishing for the 128D (or the 128 with 64K video RAM upgrade). ONLY \$24

SKETCHPAD 128

Complete drawing system for the Commodore 128 and 1351 mouse. JUST \$24

SPECTRUM 128

80-column paint package for the 128D (or 128 with 64K video RAM upgrade.) ONLY \$29

HOME DESIGNER 128

Professional object-oriented CAD package for the Commodore 128. OUR PRICE ONLY \$45

BASIC 8 Package

Here's a special deal on a complete Basic 8 library. You get Basic 8, Basic 8 Toolkit and How To Get The Most Out Of Basic 8. OUR PACKAGE PRICE \$45!

SHIPPING POLICY: ALL ORDERS received before 3PM EST will normally be shipped within 2 business days. All UPS shipments are sent Signature Required/No Driver Release. Add the following shipping charges to your Total software order.
UPS: Ground \$4.50 (cont. USA ONLY); Air/Rush \$8.00 (includes Puerto Rico/Hawaii); Overnight \$12.00 + \$2.50 PER ITEM (must be received by 12 Noon.)
Priority Mail: USA \$4.50 (includes APO/FPO); Canada/Mexico \$7.00; Other Foreign \$4.00 Handling + Actual Shipping + Insurance.
HARDWARE: Shipping charges for all hardware are \$4.50 handling + actual shipping charges + insurance.

ORDERING INSTRUCTIONS: For your convenience, you can place a phone order 24 hours/7 days a week on our TOLL-FREE LINE 1-800-638-5757. Outside the USA, please use (215) 683-5433. Price, availability, and compatibility checks are also free on our order line, Monday thru Friday, 9:30AM - 4:30PM EST. AFTER HOURS Orders Only Please! When placing an order, please specify your computer model, home & daytime telephone number, shipping address, charge card number, expiration date and name of bank.

ACCEPTED PAYMENT METHODS: We gladly accept Personal Checks (no holding), Money Orders, VISA, MASTERCARD, School Purchase Orders, or COD (\$4.00 additional - for established Briwall Customers ONLY). All checks must be in US Dollars and drawn on a US bank. There is no surcharge for credit cards and your card is not charged until we ship!

RETURN POLICY (for software and accessories ONLY): We have a liberal return policy to better service your needs. If within 15 days from the time you receive an item, you are not satisfied with it for any reason, you may return it to us for either a refund, exchange, or open credit. Refunds are subject to a 10% restocking fee per item returned (\$5.00 minimum per item.) Exchanges/Open credits will gladly be issued for the full purchase price of the item. DEFECTIVE items, Hardware items and Special Order items will be repaired or replaced with the same item only.
TECHNICAL SUPPORT (215) 683-5699, Mon - Fri, 9am - 5pm EST. We do our very best to help you with your product selections before you order, and after you receive your product. General questions, such as price, compatibility, etc., will be handled by our order staff at the time you place your order. BUT, if you have specific, detailed questions about a product you will get the most help from our Technical Support Line.

SOLID PRODUCTS... SOLID SUPPORT

www.commodore.ca

All Around the House

Ports to Ponder

Unattended computer control of lights, heating, or air conditioning on a day-to-day basis requires that the computer stay on continuously. In my neck of the woods, however, the power generated by our local utility is so sporadic that extended control is almost impossible.

To solve this problem, I confine my computer activities to shorter periods of time. I may not be seizing control of household appliances, but I've utilized just about every port (socket) in the computer to connect to some rather bizarre devices.

The Plodder

I like printing pictures from the high-resolution screen. Unfortunately, the results are not great—rather small black-and-white images. I decided to build a plotter that would enlarge my images and paint them at the same time, using all 16 colors. In the process of designing and building this project, I uncovered the classic way of connecting the computer to the outside world: through the user port, then through isolating circuitry, and finally, through relays (for low-voltage DC) or triacs (for 115-volts AC). The completed device would be called the Plodder, and the name is appropriate. Painting the entire 18 x 24 inch picture takes 36 hours—pushing the limit of my utility's capabilities.

If you're seriously interested in connecting your 64 or 128 with electrical devices and you're not an electronic wizard, get a copy of *Commodore Interfacing Blue Book*, published by Micro-signal Press. Also get hold of any of the excellent beginning electronics books carried by Radio Shack.

MIDI

MIDI stands for *Musical Instrument Digital Interface*. It's the way to connect computers to the newest electronic keyboards, such as those made by Korg, Casio, and Yamaha. A circuit for a home-brew MIDI interface was published in the May 1986 issue of *Electronic Musician*.

I built it, dutifully entered the program, and connected the interface between the computer and my Korg DW 8000 synthesizer. Following the instructions to the letter (I thought) yielded absolutely nothing. Much agonizing revealed that the "expansion port" to which the article referred is actually the 64's *cartridge port*—not the user port. Once I replaced my fast-loading cartridge with the interface board, I was able to play the synthesizer—and later, a MIDI-able drum machine—using the computer and only a simple program written in BASIC.

By the way, since the keyboard's MIDI ports expect to communicate in computerlike signals, no special current-boosting circuitry, such as relays, is required.

Little Drummer Boys

Later I figured that the computer could play *real* drums. Starting in miniature, I built some small drums and cymbals, struck by solenoid-controlled sticks. Going back to the user port, I connected the solenoids to the computer through a relay interface. Not at all practical, but a lot of noisy fun.

In these cases, the computer is employed only as a very sophisticated, programmable eight-channel timer. Each of the eight user-port output lines can control one electrical signal. In BASIC, you simply POKE the port's memory locations with various values, interspersed with FOR-NEXT loops to control timing.

More sophisticated timing can be accomplished by taking advantage of the computer's built-in clock. A BASIC program using the TI\$ variable (see next month's "BASIC for Beginners" column) provides a highly accurate means of controlling external events, whether they're drum beats, pen movements, or MIDI signals.


Other Computer Connections

The 64 and 128 can control a voice-generating chip, such as the one sold by Radio Shack. With it, your computer can verbally warn you of aliens approaching, or that you're about to format a valuable disk, or that water has just started pouring into your basement. All these suggest sensing environmental conditions, such as temperature, humidity level, rainfall, sound, light, or forces (a seismograph?).

Other worlds of creative computer interfacing revolve around the telephone or hobbies such as ham radio and model railroading. A modem plugged into the user port literally connects your computer to anyone else in the world with a computer and opens up new worlds of communication and creativity. There are also cartridges available which allow you to read ham radio transmissions on your computer monitor or TV screen.

Computer control of an HO-scale railroad could include programming the SID chip to produce most of the sounds associated with railroading, as well as controlling up to eight separate train and peripheral functions with the user port. Or the voice chip could announce "BOOOAARRDD!" and "Ticket, please." The possibilities stagger the imagination.

—Larry Cotton



Peter Northrup's custom system, driven by four 128s, lets a large Buenos Aires video-rental business manage thousands of customers and titles.

numeric keypad. The 64 is always working—when there's no customer online, it flashes top-10 titles and other promotional information.

"Whenever somebody says a 64 or 128 cannot be used for serious work," Northrup writes, "I send them to the club for a look.

"I think you'll find all of this interesting."

To say the least.

[Editor's Note: We were unable to locate The Rhombus Group, the California-based developer of the appraisal package used by Steve Schaeffner. If you have information about Rhombus, or any other 64/128-based custom business packages, please drop us a line.

Information about household, business, or other applications of 64s and 128s is always welcomed at Gazette. Let us hear from you—we'd like to share your story with our readers.]

6

EXPERIENCE THE POWER

In our previous ads you saw the great comments that versions 1, 2 and 3 of SUPER SNAPSHOT received from various North American reviewers. And with V4 it was more of the same except the comments took on an international tone. For example....
"...a joy to work with.I highly recommend it."

Eric Hoyroyd, Sept., 1989
Australian Commodore and Amiga Review

"I personally liked the facilities that Super Snapshot gave me, and will no doubt use it regularly."

S Garton, April 1989

YOUR COMMODORE (England)

"This cartridge just keeps getting better with every release. There's nothing else that can even touch it."


INFO March/April 1989

We were happy to receive such acclaim; but YOU wanted more. So much more that the memory required far exceeded any of the current cartridges available.

To us at LMS, the solution was obvious...we had to double the memory of our cartridge. This meant a whole new hardware design. That's right, SUPER SNAPSHOT now contains an incredible 64K rom and 8K ram combination. NO OTHER CARTRIDGE IN THE WORLD OFFERS THIS MUCH POWER!

Buying 2 or 3 competitive cartridges would still not give you all of the features listed on the right!

► Version 1, 2, 3 and 4 owners may upgrade to version 5 for \$30.00 CALL US ► C128 disable switch or 64 reset switch, add \$8.00



SUPER SNAPSHOT SLIDESHOW CREATOR PLUS

Our popular SLIDESHOW CREATOR has also been enhanced! Many new features make this utility even more versatile and fun. Add new fonts by using the font files captured using our CHARACTER SET MONITOR. There are also more display effects, an editor screen and you can even add sound to your custom slideshows! The sound can be files generated by our SOUND SAMPLE MONITOR, any of the popular sid player files or you can even convert Amiga IFF files into 64 format! Menu driven and easy to use.

*Super Snapshot V5 - \$64.95
Slideshow Creator Plus
- only \$24.95*

ORDERING: We accept money order, certified cheques, VISA, M.C. and Discover. Previous Software Support customers may use C.O.D. and personal cheques. Orders shipped to USA (48 states), F.P.O., A.P.O., or possessions please add \$3.50 per order for S & H. U.S. shipping is by UPS ground in most cases. FAST 2nd DAY AIR available, add \$1.00 per unit additional (U.S. 48 states only). Alaska or Hawaii: all orders shipped 2nd day air; please add \$7.50 per order for S & H. C.O.D. available to U.S. customers only (50 states); add \$2.75 along with your S & H charges per order. Foreign customers may calculate the shipping and handling charges by adding \$7.50 per cartridge and \$4.00 per software item order. All monies must be submitted in U.S. funds. Defective items are replaced at no charge if sent post paid. All in stock orders are processed within 24 hours. Washington residents please add 7.6% additional for Sales Tax. All prices subject to change. All sales are final unless authorized by management. Mail your order to: Software Support Int., 2700 NE Andresen Road, #A-1, Vancouver, WA 98661

Or call our toll-free order line at 1-800-356-1179, 9am-5pm Pacific time, Monday-Friday. After hour orders accepted at (206) 695-9648 7 days a week. Technical support available. Call (206) 695-9648, 9am-5pm Pacific time, Monday-Friday.

Circle Reader Service Number 104

SUPER SNAPSHOT V5 FEATURES:

► All features available at the press of a button ► Works with all 64 (C) and 128 (D) ► Compatible with 1700 64 50 REU ► Archive any memory resident program into 1 file ► Save 7x faster and load 15x faster on the 1541, 71 and 81. Speeds of up to 25x faster when using TURBO*25 ► Super DOS wedge ► GAME MASTER menu with sprite killer, infinite lives generator and joystick port swapper ► Programmable function keys ► Sprite monitor ► Character set monitor ► Boot sector support ► Sound sample monitor ► 300 1200 2400 terminal program (40 80 column) ► SUPER DISK SNAPSHOT - our new super nibbler ► SCREEN-COPY now loads or saves from/to disk in more graphic formats and dumps to printer in 16 gray scales or COLOR with the Star Rainbow or Epson JX-80 ► Improved full featured m I monitor that DOES NOT CORRUPT MEMORY. Interrupt, examine and resume any running program ► Drive mon ► BASIC PLUS with 15 new basic commands ► File Management System - scratch, unscratch, rename or adjust skew. Includes our 1 or 2 drive file copier with partition support for the 1581 ► Fast disk copiers, 1 or 2 drives ► OUR FILE COPIER, DISK COPIERS and NIBBLER MAKE FULL USE OF THE REU's ► Sequential file reader ► 24 hr. BBS support ► Utility disk ► Plus much more including 150+ free Kracker Jax parameters

SUPER SNAPSHOT V5...the most powerful utility ever developed for the 64.

SOFTWARE

SUPPORT

DEALER
INQUIRIES
WELCOME



In Canada order from: Marshview Software.
PO Box 1212, Sackville NB E0A 3C0 (506) 536-1809
SS V5 \$69.95 Slideshow Creator \$29.95

LMS
TECHNOLOGIES

MADE IN CANADA

www.commodore.ca

FROM THE OTHER SIDE

Sysops Speak Out

Tom Netsel

Lots of 64 and 128 users dream of running their own bulletin boards. So what's it like? How much time is required? How great is the investment? We talked to six sysops to find out.

When you log off an electronic bulletin board system (BBS), there's usually a place to leave feedback or post comments to the system operator (sysop). This is where callers present compliments, air gripes, or offer suggestions for improving the system.


Recently, I called several boards around the country and asked the sysops for feedback and comments of their own. Since they are usually on the receiving end of the bouquets or brickbats, this article affords them a chance to post their own comments about the problems and rewards of running a BBS.

**Peter Jones,
Sysop of the BFD BBS,
Greensboro, North Carolina**

Lots of positives, very few negatives. There are a few problems but nothing too serious. With the verification procedure in place, almost everyone is pretty well behaved. Oh, I get the occasional user who tries to sign on without being verified, leaves false info, and so on, but as soon as the first bit of info fails to check out, that account is deleted.

My biggest peeve is the user who does nothing but build a personal software collection. That user will tie up the board for hours each day and give nothing in return. My answer has been to install an unofficial download-to-upload ratio of 15:1. The user gets a warning first, and if he continues, I just cut his download access. Users who are active in the message base are not restricted. They participate and do a lot to insure the success of this board.

I guess the stories I would like to share are the successes. I've met some nice people and some exceptional people. The board has introduced me to some people I call true friends. I have also learned more about computers in the 3½ months that my board has been up than I have in years of previous computer experience.



**Steve Fink,
Sysop of The Greater Omaha Commodore
Users Group BBS and The Abyss South,
Omaha, Nebraska**

I am currently running two BBSs from my home: the club's on a 128 and my own personal system on an Amiga 500. Running a respectable BBS requires a lot of time and money. Patience can often become a commodity that runs short, but it's not just nice to have, it's required!

Why do I run a BBS? I think you'll find that a lot of sysops will tell you they're not really sure. I enjoy the feeling of accomplishment I get when I spend hours modifying my system and then watching the users' reactions to the changes. Most callers are appreciative and they won't hesitate in telling you so.

I enjoy watching young and old alike communicating with one another. It's absolutely refreshing to see a 14-year-old having an intelligent conversation in the message area with a 50-year-old. Remember that most users don't know the age, race, or sometimes even sex of their fellow callers. A BBS is the best barrier buster I've ever seen. Too bad it can't be carried on offline.

I could spend hours in this room between these two systems and not realize the huge chunk of time that has passed until my wife comes in to say goodnight. Still, other times I've gone into the living room to see what's up, only to find a pillow and a blanket waiting for me on the couch.

One of the worst duties a sysop has to perform is voice validating, calling the number left by the user in order to confirm his or her identity. Although I don't like this chore and don't do it all the time, the sysop who doesn't do it is inviting trouble.

Years ago, when I first started running a BBS, I never called to voice-validate. One night while watching people do their thing on my BBS, I noticed a person log on who called himself the Midnight Hacker. At that time I allowed aliases on my board, so it didn't concern me too much until this person started entering odd characters at the menu prompts. I watched for a short time until I became tired of him messing around. I figured if he wasn't going to do anything productive, he could get off and let someone else on who would.

When I hit the chat key to speak with him, I instantly got a lost carrier—he hung up. This went on for several nights. Each time I hit the chat key, he would detect my presence and drop carrier. Finally, much to my surprise, on the fifth night he stayed online. I figured I didn't have much time to say what I wanted to tell him before he dropped carrier, so I instantly started telling him off. When I finished, I was even more surprised to see he was still online but not responding. I threw some more heavy language at him, but nothing happened.

Frustrated, I hit the *force log-off* key and watched as the BBS booted him off the system. He didn't return, not that night and not for several more. Feeling that I had won my first victory against a hacker, I started bragging to my good friend and cosysop about how I had talked this guy right off the telephone line.

My friend started laughing and said, "Ah, you weren't that bad. I've had other people talk to me worse than that before!" At the time I didn't think it was so funny, but now as I look back at it, it was sort of a funny prank he played on me.

Software pirates are another matter. To me, pirating is not swapping copyrighted software, but the act of breaking the copy-protection scheme so it can be copied and passed along easily. Having copyrighted material available for transferring on a BBS is not pirating, although boards that allow or encourage it are often known as pirate BBSs. It's simply a major violation of the copyright laws, and I do not condone this type of act. Most good sysops don't either. The ones who do are the exceptions.

Pirates who crack software are not the only ones to blame. Anyone who gets involved in the large-scale distribution of cracked software is also guilty, and that includes people who download it. Operating a BBS where everyone can download copyrighted commercial software is tantamount to a large commercial software swap meet. This type of stuff has literally driven software developers right out of business. And who pays the price for this lunacy? Everyone!

Like I said, I could rattle on and on about this stuff, but my wife just passed by the computer room with a pillow and blanket in her hands. Oh, well. . . .




**Daryl Marietta,
Sysop of The LowerBucks User Group BBS,
Bristol, Pennsylvania**

Why do I run a BBS? Well, I really can't say for sure. In some respects, it's a lot of fun, but there's also a lot of aggravation and work that goes along with it.

I've seen many people try to set up a system only to get discouraged because they didn't realize how much work goes into maintaining a busy BBS. If it doesn't get maintained, it degenerates fairly quickly and people stop using it. Not only that, but almost any type of BBS is a fairly sizable investment, and that probably restricts many people who might be running a system of their own.

I've found that if you screen your callers, you don't really get abuse from anyone. Unless it's from someone you've had to remove from the system. Most of the users are more than willing to work with you.

Maybe a good theory on why some sysops run BBSs is because they're telecommunications junkies. I know a number of other sysops I've talked to who would fit this description, as many are also into things such as ham radio, satellite communications, and networking.



**Christine Parkison,
Sysop of Da Crazies Inn BBS,
Omaha, Nebraska**

This BBS has been up and running for over four years now—which seems like forever. It's one of those stories that's probably typical. It started with the very basics in hardware—less than one meg, 300 baud, and all that. With time, the BBS has expanded, and it now has nine megs on a 128, with eight drives currently online and 1200 baud.

The BBS has over 350 users, and they seem to be very active. For every two callers, one piece of E-mail is sent to someone. I enjoy all the users, even the so-called hackers and phreakers. My BBS is pretty hackproof after years of experience and knowledge gained.

I started the BBS in an attempt to give all people freedom of speech via modem. We have some pretty controversial text files. There are no limits, so cursing is allowed, along with negative comments directed at anyone—including myself. I believe this is the only good way to run a BBS. Of course, this is my own opinion, but I have a lot of users who agree.

At first the BBS was a lot of toil and work. More hours than I could imagine went into programming it, fixing bugs, validating users, changing log-ons, updating text files, and all that. It also costs a pretty penny for equipment repair, the phone line, and disks, but it's worth it to me. >

Jim Ames,
Sysop of North Bay User Group BBS,
Vallejo, California

As vice president and librarian of the North Bay Users Group, I found that many of the club members had difficulty uploading and downloading programs and using their modems in general.

About a year ago, I decided to start a local BBS to teach the user group members how to use modems. The board is a club system, so the user group paid to have the phone line installed, and I donated the computer. Since then I've started my own private BBS.

You always get a few fools on there who like to tie up the system. I've had one or two people who have deliberately overloaded the message base with stupid messages just to see if they could make the board crash.

I am disabled and I run a deejay business from my home. Being home all day lets me keep a close eye on both boards and offer immediate feedback to any caller who experiences a problem. Unlike many sysops who must leave their boards unattended, I am usually around for help or a chat. I like to be of help whenever I can. That's what I enjoy about running a BBS. If I'm not around, most of my users know that they can leave me a note and I'll call them when I get home and help them work through their problem.

Lynne Miller,
Sysop of The Whale Zoo,
Greensboro, North Carolina

My BBS is for adults only. Everyone underage thinks this is some mysterious house of porn (it's not) and has tried every trick in the book to get an account on here. The most notable was a persistent young man who left a name and number and was very specific about what time to call for verification.

Due to a slight conflict in schedule, I had to call the given number about ten minutes earlier than specified. Someone, obviously an adult, answered to the name, but was totally confused as to what I was talking about. All of a sudden in the background, I heard the sounds of a young person breathlessly running into the room and yelling, "I'm expecting a phone call and I used your name and number. Let me explain it to you real quick because they're going to call any minute!"

Needless to say, the elaborate scheme failed miserably. And to think I almost bought an ant farm instead of a computer.

The BBS 10 Commandments


(Or 10 Ways Callers Can Keep a Sysop Happy)

- 1. Honor your sysop—you can go nowhere on the BBS without his or her validation or blessing.**
- 2. Do not upload or download copyrighted software.**
- 3. Supply your true name and telephone number when registering. Use a handle or pseudonym only when permitted.**
- 4. Do not request a chat with the sysop at 2:00 a.m. or any other time he or she is known to be sleeping.**
- 5. Download software and enjoy it, but upload at least occasionally.**
- 6. Do not hang up on a system. Use the proper log-off procedure when you're ready to disconnect.**
- 7. Do not attempt to crash, abuse, or misuse a BBS. Remember, you're a guest on someone else's system.**
- 8. Support your local BBS by leaving public messages for other callers and offering constructive criticism to the sysop.**
- 9. Don't hog the system; observe its time limit and any downloading restrictions. After logging off, do not immediately call back using a bogus name.**
- 10. Honor your neighbor. Do not sling abuse or insults at sysops and other callers unless it's done in jest, with the sysop's blessing, and on the proper subboard.**



Apple Willie

Hubert Cross



Mom always said, "An apple a day keeps the doctor away," but she never warned you about poisonous snakes and attack birds. Find out if you're up to the challenge in this charming game for the 64. Joystick required.

The apples are ripe and have fallen from the trees at Willie Applecore's orchard. You must help Willie pick up his crop in time for market. The inhabitants of the orchard—namely a large flock of Meanie Greenie attack birds and an army of poisonous Seedsucker snakes—have other plans. They're ravenously hungry and will do anything to keep you from collecting the harvest.

The odds are against you. But Willie, who also plays guard for the Washington Applepickers basketball team, possesses a tremendous vertical leap and is as quick in the orchard as he is on the court. He uses this deft athleticism to avoid his enemies in the orchard, while swiftly gathering nature's bounty.

Apple Willie is a fast-moving arcade-style game that requires quick reflexes. The object of the game is to pick up as many apples as possible while leaping over the snakes or dodging the birds. Each time you pick up an apple, you score points and save more of Willie's crop from these terrible pests.

Getting Started

Apple Willie consists of two programs—a BASIC loader, *Apple.Boot*, and a machine language file, *APPLE.ML*. To ensure accurate typing, enter *Apple.Boot* using *The Automatic Proofreader*, located elsewhere in this issue. Be sure to save a copy of the program to disk when you're done.

To enter the ML file, you'll need to use *MLX*, the machine language entry program also found elsewhere in this issue. When *MLX* prompts you, respond with the values given below.

Starting address: 7000

Ending address: 8147

After you've finished typing in this program, save a copy of it to disk as *APPLE.ML*.

When you're ready to play, plug your joystick into port 2; then load and run *Apple.Boot*. After loading *APPLE.ML*, the program creates 40 high-resolution animation frames and then waits for you to start the game.

Harvest Time

To begin the game, push the joystick in any direction. To start Willie on his way through the orchard, move the joystick to the left.

The Meanie Greenies and Seed-suckers will come at you from left to right. If you come into contact with either a bird or a snake, you'll lose one of your three lives.

To avoid a snake, press the fire button while moving the joystick to the left. This causes Willie to jump forward over the reptile. The birds approach you on two different levels, at your waist and at your head. To dodge the ones that fly at waist level, you must

Apple Willie

jump, just as you jump over the snakes. To avoid the ones that fly at your head, you must duck. To do this, pull down on the joystick. This will also cause you to come to a complete stop.

To pick up an apple, simply walk over it. If you miss an apple as you're walking along, there's no way to go back and get it. So be sure to pick up as many apples as you can when you come upon them.

For each apple you successfully pick up, you're awarded 100 points. Your score as well as the number of lives remaining are displayed at the bottom of the screen.

The game ends when you lose all three of Willie's lives. To play again, move the joystick.

A Few Tips

The key to the game is to keep moving, timing your leaps and ducks to avoid the barrage of orchard attackers. If you stand still too long, a bird may catch up with a snake. You'll find it's virtually impossible for you to dodge both at once.

Two notes of warning: Don't press RUN/STOP while the program is setting up, and don't press RESTORE at any time during the game. Doing either will likely cause the computer to lock up.

Apple.Boot

```
FF 1000 IFA=0THENA=1:LOAD"APPL
E.ML",8,1
QB 1010 B=28672:C=B+3:D=C+3:E=
D+3:G=E+3
JF 1020 H=G+3:J=H+6
FC 1030 PRINT"{CLR}CREATING 40
SCENERY FRAMES"
BF 1040 PRINT"{DOWN}* PLEASE W
AIT ONE MINUTE *"
XA 1050 FORDE=1TO2000:NEXT:SYS
B:SYSC
EJ 1060 POKE53265,59:POKE53270
,216
AJ 1070 POKE53272,128:POKE5657
6,150
JR 1080 PRINT"{WHT}{CLR}":FOR
[SPACE]FR=0TO39:SYSG
RA 1090 FORQ=0TO80STEP40:POKE7
01,Q+FR*.4
HF 1100 POKE702,24:POKE700,1:S
YSD:NEXT
HC 1110 FORQ=0TO80STEP40:POKE7
00,3
RC 1120 POKE701,Q+FR*.6:POKE70
2,56:SYSD
BA 1130 POKE701,Q+FR*.8:POKE70
2,64:SYSD
KC 1140 POKE700,0:POKE701,Q+FR
:POKE702,0
KK 1150 SYSD:POKE700,2:POKE701
,Q+FR*.2
PK 1160 POKE702,80:SYSD:NEXTQ:
SYSE:SYSH
RQ 1170 POKE53269,0:NEXT:POKE5
3272,169
BK 1180 POKE53265,27:POKE56576
,151:SYSJ
```

APPLE.ML

```
7000:4C 05 74 4C EC 71 4C 18 79
7008:70 4C 3D 73 4C F8 71 4C 88
7010:5B 74 4C F6 74 4C EB 75 D6
```

```
7018:AE BC 02 BD FC 70 8D 9A FA
7020:70 BD 00 71 29 0F 8D CA 2B
7028:02 BD 00 71 4A 4A 4A EA
7030:8D C9 02 BD 04 71 8D 52 B9
7038:70 BD 08 71 8D 53 70 A9 1D
7040:00 8D C2 02 A9 00 8D C4 2A
7048:02 A9 C0 0D C3 02 AC C2 AF
7050:02 B9 FF FF 8D C5 02 EE 17
7058:C2 02 8D 76 70 A9 00 0E 6C
7060:76 70 2A 0E 76 70 2A 0E 96
7068:76 70 2A 69 64 8D 77 70 35
7070:A0 00 8C C6 02 B9 FF FF 96
7078:8D C7 02 A0 00 8C C8 02 22
7080:AD C7 02 C0 03 F0 0E C0 2F
7088:02 F0 08 C0 01 F0 02 4A CD
7090:4A 4A 4A 4A 29 03 AA BE
7098:F0 31 4C A3 70 E0 03 D0 DF
70A0:02 A2 00 AD C3 02 0A 0A 4A
70A8:6D BD 02 6D C8 02 C9 A0 49
70B0:B0 19 8D C0 02 AD C4 02 40
70B8:0A 0A 0A 6D BE 02 6D C6 D8
70C0:02 C9 C8 B0 06 8D C1 02 25
70C8:20 FE 72 EE C8 02 AC C8 27
70D0:02 C0 74 D0 AB EE C6 02 19
70D8:AC C6 02 C0 08 D0 96 EE AD
70E0:C3 02 AC C3 02 CC C9 02 CE
70E8:F0 03 4C 4E 70 EE C4 02 3C
70F0:AC C4 02 CC CA 02 F0 03 A9
70F8:4C 49 70 60 2C 4C 4C DD
7100:5A A4 A2 A1 0C 3E 66 7A 48
7108:F1 71 71 71 FC F8 F8 F8 FB
7110:F9 F8 F8 F8 F8 F8 F8 73
7118:F8 F8 F8 F8 F8 F8 F8 FA
7120:F8 F8 F8 F8 F8 F8 F8 03
7128:F8 F8 F8 F8 F8 F8 20 32
7130:20 FB 20 20 20 20 FA 20 BF
7138:20 20 F7 20 20 FF FF 38
7140:FF FF FF FF FF FF FF 23
7148:FF FF FF FF FF FF FF 2B
7150:FF FF FF FF FF FF FF 33
7158:FF FF FF FF FF FF FF 3B
7160:FF FF FF FF FF F6 F4 26
7168:F6 F4 F6 F4 F6 F4 F6 F4 A0
7170:F5 F3 F5 F3 F5 F3 F5 F3 A8
7178:F5 F3 FE FD FE FD FE FD FE
7180:FE FD FE FD 3F FF 7C 40 55
7188:44 55 51 40 00 00 00 11
7190:3C FF 3F 0C 3F 3F 0F 00 4F
7198:04 15 11 00 00 00 00 E4
71A0:0F 3F 3F 00 AA AA AA 83
71A8:00 00 00 DD 75 57 D5 D4
71B0:DF 5D 75 77 00 40 50 D4 77
71B8:DC 5D 75 77 AA AA AA 87
71C0:AA AA AA BF AA AA AA 4C
71C8:AA AA AA 00 01 07 15 D2
71D0:1F 1D 75 77 C0 FC 3C 11 34
71D8:11 14 55 55 F3 F3 4F 4F A6
71E0:41 51 55 55 FE AE AE 7F
71E8:FF EA EA EA 20 CF 73 20 D9
71F0:92 72 20 F8 71 4C 23 72 C2
71F8:A9 40 8D 04 72 A2 20 A0 B1
7200:00 98 99 00 40 C8 D0 FA FF
7208:EE 04 72 CA D0 F4 A0 00 FB
7210:AD BF 02 99 00 60 99 00 4A
7218:61 99 00 62 99 E8 62 C8 38
7220:D0 F1 60 A0 00 A9 20 99 80
7228:00 30 99 00 31 99 00 32 6E
7230:99 E8 32 99 00 34 99 00 FF
7238:35 99 00 36 99 E8 36 C8 27
7240:D0 E5 A9 01 8D 20 D0 A9 84
7248:00 8D 21 D0 A9 05 8D 22 60
7250:D0 A9 0A 8D 23 D0 A9 C8 9A
7258:8D 68 72 A9 D0 8D 69 72 49
7260:A2 00 A0 27 BD 81 72 99 8F
7268:00 FF 88 10 FA AD 68 72 31
7270:18 69 28 8D 68 72 90 03 CA
7278:EE 69 72 E8 0E 11 D0 E2 DB
7280:00 0A 0A 0A 0A 0A 0A 90
7288:09 0F 09 00 00 00 00 55
7290:0F 0F A9 00 8D F3 72 A9 C0
7298:6C 8D F4 72 A0 27 A9 F8 CA
72A0:18 69 08 20 EC 72 88 10 41
72A8:F7 A0 1F A9 40 20 EC 72 FE
72B0:08 10 FA A0 07 A9 41 20 C8
72B8:EC 72 88 10 FA A9 C7 A2 73
72C0:18 A0 07 18 69 38 18 69 02
72C8:01 20 F2 72 88 10 F7 CA FA
72D0:10 EF A9 FE A2 05 A0 03 4C
72D8:18 69 01 18 69 01 20 E9 3F
72E0:72 88 10 F7 CA 10 EF A9 C2
72E8:1E 20 EC 72 20 EF 72 20 6F
72F0:F2 72 8D 00 6C EE F3 72 17
72F8:D0 03 EE F4 72 60 BD 39 FD
7300:73 48 AC C0 02 AE C1 02 A4
7308:B9 00 6C 18 7D 40 6D 85 28
7310:F7 B9 A0 6C 7D 08 6E 85 AA
7318:F8 AD C0 02 29 03 AA 68 32
7320:3D 35 73 85 9E A0 00 B1 E2
7328:F7 3D 31 73 05 9E 91 F7 75
7330:60 3F CF F3 FC C0 30 0C A7
7338:03 00 55 AA FF A9 00 8D 2A
7340:93 73 A9 30 8D 94 73 A9 55
7348:00 85 B2 A9 40 85 B3 A9 AA
7350:FF 85 04 A0 07 B1 B2 D0 58
7358:07 88 10 F9 A9 20 D0 32 28
7360:A9 00 85 05 C6 05 A5 05 B7
7368:C5 04 F0 10 20 BD 73 A0 D1
7370:07 B1 B2 D1 F9 D0 ED 88 32
7378:10 F7 30 14 A5 04 C9 40 BD
7380:90 35 20 BD 73 A0 07 B1 BA
7388:B2 91 F9 88 10 F9 C6 04 EE
7390:A5 05 8D FF FF EE 93 73 93
7398:D0 03 EE 94 73 A5 B2 18 7F
73A0:69 08 85 B2 90 02 E6 B3 28
73A8:AD 93 73 C9 E8 D0 A4 AD D7
73B0:94 73 C9 33 D0 9D 60 A9 92
73B8:02 8D 20 D0 60 85 F9 A9 CB
73C0:F0 06 F9 2A 06 F9 2A 06 7D
73C8:F9 2A 69 20 85 FA 60 78 B7
73D0:A9 33 85 01 A9 D0 8D E9 AF
73D8:73 A9 20 8D EC 73 A9 28 71
73E0:8D EF 73 A0 08 A2 00 BD 8B
73E8:00 D0 9D 00 20 9D 00 28 57
73F0:E8 D0 F4 EE E9 73 EE EC F5
73F8:73 EE EF 73 88 D0 E8 A9 8D
7400:37 85 01 58 60 A9 30 8D 23
7408:FE FF A9 78 8D FF FF A9 43
7410:00 85 02 A9 FE 85 FD A9 E8
7418:FF 85 FE A9 00 8D CD 74 23
7420:A9 85 8D CE 74 78 A9 33 E9
7428:85 01 A9 D0 8D 3A 74 A9 3E
7430:64 8D 3D 74 A0 08 A2 00 28
7438:BD 00 D0 9D 00 64 E8 D0 28
7440:F7 EE 3A 74 EE 3D 74 88 4D
7448:D0 EE A9 37 85 01 58 A2 81
7450:68 BD 83 71 9D 97 6B CA 51
7458:D0 F7 60 A5 FE F0 07 C9 A1
7460:D0 B0 03 4C 35 A4 A9 00 92
7468:85 05 A9 00 85 F7 A9 20 12
7470:85 F8 A6 02 A5 FD 9D 95 45
7478:81 A5 FE 9D BD 81 A9 00 8C
7480:85 01 C6 05 A5 05 C5 04 66
7488:F0 21 A5 FD 38 E9 08 85 C5
7490:FD B0 02 C6 FE A5 F7 38 08
7498:E9 08 85 F7 B0 02 C6 F8 FC
74A0:A0 07 B1 F7 91 FD 88 10 B6
74A8:F9 30 D7 A9 14 8D CA 74 11
74B0:A9 30 8D CB 74 A6 02 AD D8
74B8:CD 74 9D 45 81 AD CE 74 82
74C0:9D 6D 81 E6 02 A0 0C A2 BF
74C8:09 BD 00 FF 9D 00 85 CA 68
74D0:10 F7 AD CD 74 18 69 0A 33
74D8:8D CD 74 90 03 EE CE 74 79
74E0:AD CA 74 18 69 28 8D CA 35
74E8:F4 90 03 EE CB 74 88 D0 91
74F0:D6 A9 37 85 01 60 A6 03 C8
74F8:BD 95 81 85 FB BD BD 81 82
7500:38 E9 04 85 FC BD 45 81 45
7508:8D 64 75 BD 6D 81 8D 65 4F
7510:75 A9 00 85 F7 A9 C8 8D FD
7518:67 75 A9 D2 8D 6A 75 A9 21
7520:DC 8D 6D 75 A9 E6 8D 70 56
7528:75 A2 24 A0 30 A9 C9 CD 8E
7530:18 D0 D0 06 A2 2C A0 34 11
7538:A9 DB 86 F8 8C 85 75 8C CC
7540:6B 75 8C 6E 75 8C 71 75 EC
7548:48 A9 00 85 01 A2 04 A0 55
7550:00 B1 FB 91 F7 C8 D0 F9 BE
7558:E6 FC E6 F8 CA D0 F2 A0 82
7560:00 AC 20 09 BD C0 85 9D 00 42
```

7568:FF 9D 0A FF 9D 00 FF 9D 45
7570:00 FF CA 10 EE AD 64 75 22
7578:18 69 0A 8D 64 75 90 03 01
7580:EE 65 75 AD 67 75 18 79 80
7588:0E 75 8D 67 75 90 03 EE 4C
7590:68 75 AD 6A 75 18 79 E0 49
7598:75 8D 6A 75 90 03 EE 6B 20
75A0:75 AD 6D 75 18 79 E0 75 94
75A8:8D 6D 75 90 03 EE 6E 75 93
75B0:AD 70 75 18 79 E0 75 8D 86
75B8:70 75 90 03 EE 71 75 C8 6C
75C0:C0 0C D0 9D A9 37 85 01 39
75C8:AD 12 D0 C9 52 90 0C C9 7C
75D0:E3 B0 08 C9 AB 90 F1 C9 C4
75D8:D2 B0 ED 68 8D 18 D0 60 6C
75E0:28 28 28 28 28 28 28 CB
75E8:28 F0 28 20 23 72 A9 00 61
75F0:85 03 20 F6 74 A9 02 20 41
75F8:8B 77 20 06 77 A2 00 A9 DB
7600:00 9D 00 84 E8 D0 FA A9 C6
7608:7B 8D 17 76 A9 3A 8D 1A CB
7610:76 A0 06 A2 00 BD 1D 7B F7
7618:9D 80 3A E8 D0 F7 EE 17 25
7620:76 EE 1A 76 88 D0 EE A9 BD
7628:00 8D 9F 84 8D A0 84 A9 56
7630:01 8D 86 02 8D 20 D0 A9 2A
7638:00 8D 21 D0 A9 05 8D 25 5B
7640:D0 A9 0A 8D 26 D0 20 44 13
7648:E5 A9 03 8D 9C 84 A9 81 97
7650:8D 12 D4 8D 0F D4 A9 8F AA
7658:8D 18 D4 78 A9 43 8D 14 BD
7660:03 A9 78 8D 15 03 58 20 A6
7668:23 72 20 21 77 A0 00 A2 7A
7670:00 20 48 7A A9 00 8D 50 CE
7678:84 8D 30 84 8D 38 84 8D 3D
7680:98 84 A9 FF 8D 99 84 A9 95
7688:8C 8D 00 84 E9 A7 8D 08 76
7690:84 20 C9 7A 20 2A 7A A9 F0
7698:2C 8D 43 78 38 6E 9D 84 2A
76A0:20 2B 77 A5 03 18 6D 9A 9F
76A8:84 C9 28 90 02 A9 00 85 94
76B0:03 20 F6 74 AD 9A 84 F0 1F
76B8:18 A2 01 BD 10 84 18 69 82
76C0:C0 9D 10 84 BD 00 84 69 20
76C8:01 9D 00 84 E8 E0 08 D0 91
76D0:EA AD 9D 84 10 C6 AD 43 D4
76D8:78 C9 4C 80 C6 20 10 77 59
76E0:CE 9C 84 20 2B 77 AD 9C 1E
76E8:84 F0 0B A9 00 8D 15 D0 81
76F0:20 10 77 4C 6D 76 A9 00 3E
76F8:8D 15 D0 A9 01 20 8B 77 BD
7700:20 10 77 4C F2 75 AD 00 7F
7708:DC 29 1F C9 1F F0 F7 60 3D
7710:20 13 77 20 16 77 A2 00 98
7718:A0 00 88 D0 FD CA D0 FA 2D
7720:60 A0 06 20 82 77 A2 03 64
7728:20 98 77 AD 9F 84 AC A0 20
7730:84 85 63 84 62 A2 90 38 6E
7738:20 49 BC 20 E2 BA 20 D0 43
7740:BD A2 FF E8 BD 02 01 DD 0E
7748:FA F0 11 A9 30 8D 00 01 66
7750:A0 05 B9 00 01 99 01 01 79
7758:88 10 F7 E8 E0 04 D0 EB C1
7760:A0 0C 20 82 77 A9 01 AB DB
7768:20 9E 77 A0 20 20 82 77 06
7770:AD 9C 84 18 69 30 8D 80 17
7778:77 A9 80 A0 77 4C 9E 77 49
7780:00 00 8C D2 77 A2 17 8E 31
7788:D3 77 60 AA BD DE 77 8D DB
7790:D2 77 BD E0 77 8D D3 77 9D
7798:BD E2 77 BC E5 77 8D B4 B6
77A0:77 8C B6 77 A9 30 8D 88 6E
77A8:02 AC D2 77 AE D3 77 18 61
77B0:20 F0 FF A9 00 A0 00 20 29
77B8:1E AB A9 34 8D 88 02 AC 59
77C0:D2 77 AE D3 77 18 20 F0 57
77C8:FF AD B4 77 AC B6 77 4C AC
77D0:1E AB 00 00 A2 A0 A9 20 C4
77D8:9D 77 04 CA D0 FA 60 F0 E3
77E0:09 06 06 E9 F3 0B 77 77 67
77E8:78 47 41 4D 45 20 4F 56 82
77F0:45 52 00 05 50 55 53 48 2E
77F8:20 4A 4F 59 53 54 49 43 CB
7800:4B 20 54 4F 20 53 54 41 56
7808:52 54 00 53 43 4F 52 45 AD
7810:3A 1D 1D 1D 1D 20 20 A4
7818:20 20 20 20 20 4C 35
7820:49 56 45 53 3A 00 A9 00 4E
7828:85 01 68 A8 68 AA 68 40 B2
7830:48 8A 48 98 48 A9 78 48 9C
7838:A9 26 48 08 48 48 A9 AE
7840:37 85 01 2C 9D 80 A2 07 4C
7848:BD 50 84 F0 29 DE 60 84 D5
7850:00 24 9D 60 84 DE 58 84 41
7858:F0 09 FE F8 33 FE F8 37 32
7860:4C 76 78 BD 68 84 F0 0B 42
7868:DE 68 84 D0 06 20 AE 7A 09
7870:4C 76 78 20 83 7A CA 30 02
7878:07 D0 CD 2C 98 84 10 C8 5D
7880:2C 98 84 30 57 AD 00 DC 8F
7888:29 12 F0 07 29 10 D0 03 4F
7890:8D 99 84 AD 00 DC 49 1F 3F
7898:29 16 CD 99 84 F0 3D 8D E6
78A0:99 84 29 06 4A 8D 9A 36
78A8:84 B0 1D AD 99 84 29 10 C7
78B0:FC 12 A9 00 8D 30 84 A9 B3
78B8:F0 8D 38 84 8D 98 84 A9 5C
78C0:01 8D 34 03 A0 00 F0 07 3A
78C8:A9 00 8D 9A 84 A0 01 A2 35
78D0:00 20 48 7A AE 9A 84 D0 34
78D8:03 8E 50 84 A2 07 BD 10 FD
78E0:84 18 7D 20 84 9D 10 84 0B
78E8:BD 00 84 7D 28 84 9D 00 AF
78F0:84 BD 18 84 18 7D 30 84 7A
78F8:9D 18 84 BD 08 84 7D 38 B0
7900:84 9D 08 84 CA 10 D7 2C 58
7908:98 84 10 2B AD 30 84 18 6C
7910:69 48 8D 30 84 AD 38 84 4E
7918:69 00 8D 38 84 A9 A7 CD DC
7920:08 84 B0 13 8D 08 84 A9 BE
7928:00 8D 30 84 8D 38 84 8D B0
7930:98 84 A9 03 8D 34 03 AD E6
7938:1E D0 2D 15 D0 4A 90 4E 8A
7940:0A A2 07 0A 90 22 BD 00 EA
7948:84 38 ED 00 84 B0 04 49 81
7950:FF 69 01 C9 0C B0 11 BD 5D
7958:08 84 38 ED 08 84 B0 04 0E
7960:49 FF 69 01 C9 2A 90 05 52
7968:CA D0 D8 F0 21 BD 80 84 A4
7970:F0 03 20 FD 7A BD 88 84 E0
7978:8D 3B 03 3D 90 84 30 06 3A
7980:20 AE 7A 4C 8E 79 A9 4C 3D
7988:8D 43 78 4C 05 7A AD 9B EF
7990:84 F0 05 CE 9B 84 D0 56 76
7998:A9 28 20 E1 7A 18 69 28 BB
79A0:8D 9B 84 A2 07 AD 15 D0 E5
79A8:0A 90 07 CA E0 01 B0 F8 B7
79B0:00 3C A9 00 9D 00 84 A9 CF
79B8:03 20 E1 7A A8 B9 08 7A CF
79C0:9D 80 84 B9 0C 7A 9D 90 E4
79C8:84 B9 10 7A 9D 08 84 B9 E5
79D0:14 7A 9D 20 84 B9 18 7A D7
79D8:9D 28 84 B9 20 7A 9D 88 7F
79E0:84 B9 1C 7A A8 20 48 7A 80
79E8:20 C9 7A 20 2A 7A A2 07 37
79F0:BD 00 84 C9 F0 90 03 20 DF
79F8:AE 7A CA 10 FA A2 07 20 94
7A00:C9 7A CA 10 FA 4C 9D 80 97
7A08:00 00 00 0A 80 80 80 00 A4
7A10:9A B0 BC C0 30 00 C0 00 85
7A18:01 01 00 06 02 02 03 04 EF
7A20:02 02 02 04 00 80 00 FF 19
7A28:0A 32 AD 15 D0 1D 0D 7B 46
7A30:8D 15 D0 60 EA FA FB FD 8A
7A38:FF 10 01 02 02 01 02 00 89
7A40:0A 08 00 6A 6A 72 A0 22 63
7A48:B9 34 7A 9D 40 84 B9 3D 11
7A50:7A 9D 48 84 B9 3E 7A 99 94
7A58:50 84 B9 43 7A 29 01 9D 1A
7A60:68 84 B9 43 7A 4A 4A 4A F1
7A68:4A 9D 27 D0 98 48 B9 43 78
7A70:7A 4A 48 4A 48 4A 20 C5 54
7A78:7A 68 20 9C 7A 68 20 99 E1
7A80:7A 68 AB BD 40 84 9D F8 06
7A88:33 9D F8 37 BD 50 84 9D E6
7A90:60 84 BD 48 84 9D 58 84 E2
7A98:60 A0 1C 2C A0 1D 4A B9 F3
7AA0:00 D0 3D 15 7B 90 03 1D 04
7AA8:00 7B 99 00 D0 60 AD 15 AE
7AB0:D0 3D 15 7B 8D 15 D0 A9 C3
7AB8:00 9D 68 84 9D 70 84 9D BF
7AC0:78 84 20 9C 7A A0 17 D0 36
7AC8:D5 8A 0A A8 BD 10 84 0A 58
7AD0:BD 00 84 2A 90 00 D0 BD 04
7AD8:08 84 99 01 D0 A0 10 D0 30
7AE0:BE 85 9F A9 FF 85 9E A5 1E
7AE8:9F D0 03 60 46 9E 0A 90 99
7AF0:FB AD 1B D4 25 9E C5 9F CE
7AF8:F0 02 B0 F5 60 18 6D 9F 3A
7B00:84 8D 9F 84 90 03 EE A0 E7
7B08:84 4E 9D 84 60 01 02 04 DF
7B10:08 10 20 40 80 FE FD FB 0F
7B18:F7 EF DF BF 7F A0 2A 00 D1
7B20:2A AA A8 00 FC 28 0F F0 83
7B28:00 00 3F 00 00 0F 00 00 43
7B30:0A 00 00 22 80 00 AA 80 28
7B38:00 8A 80 00 AA 80 00 8A C3
7B40:80 00 AB 00 00 EB C0 00 1E
7B48:2A 00 00 2A 00 00 2A 00 4B
7B50:00 2A 00 00 2A 00 00 AA CD
7B58:00 02 AA 00 00 A0 2A 00 FB
7B60:2A AA A8 00 FC 28 0F F0 C3
7B68:00 00 3F 00 00 0F 00 00 83
7B70:0A 00 00 22 80 00 AA 80 68
7B78:00 8A 80 00 AA 80 00 8A 04
7B80:00 00 AE 00 00 2F 00 00 4A
7B88:2A 00 00 2A 00 00 2A 00 8B
7B90:00 2A 00 00 2A 80 02 AA 14
7B98:80 00 2A 80 00 00 2A 00 F3
7BA0:2A AA A8 00 FC 28 0F F0 04
7BA8:00 00 3F 00 00 0F 00 00 C3
7BB0:00 00 00 22 80 00 AA 80 A8
7BB8:00 8A 80 00 AA 80 00 AA 64
7BC0:80 00 BA 00 00 3E C0 00 C9
7BC8:2A 00 00 2A 00 00 AA 80 4D
7BD0:00 A2 80 00 A2 80 0A 0A CC
7BD8:A0 00 0A A0 00 00 00 00 6B
7BE0:A0 2A 00 2A AA A8 00 FC 4A
7BE8:28 0F F0 00 00 3F 00 00 D2
7BF0:0F 00 00 0A 00 00 22 80 D4
7BF8:00 AA 80 00 8A 80 00 AA AB
7C00:80 00 AA 80 00 EA C0 00 C3
7C08:FA F0 00 AA 80 02 AA 80 47
7C10:02 82 80 02 80 A0 02 80 E5
7C18:28 2A 82 A8 00 00 00 8A
7C20:A0 2A 80 2A AA A8 00 FC 8B
7C28:28 0F F0 00 00 3F 00 00 14
7C30:0F 00 00 0A 00 00 22 80 16
7C38:00 AA 80 00 8A 80 00 AA EC
7C40:80 00 AA A0 03 AA 30 03 FE
7C48:EA 3C 00 AA 80 00 A2 80 3A
7C50:02 80 A0 02 80 A0 0A 00 39
7C58:28 AA 02 AA A0 00 00 30
7C60:A0 2A 00 2A AA A8 00 FC CB
7C68:28 0F F0 00 00 3F 00 00 54
7C70:0F 00 00 0A 00 00 22 80 56
7C78:00 AA 80 00 8A 80 00 AA 2D
7C80:80 00 AA A0 03 AA 30 03 3F
7C88:EA 3C 00 2A 00 00 A2 80 6E
7C90:00 A2 80 00 A0 A0 02 80 4E
7C98:A8 2A 82 80 2A A0 2A 00 F0
7CA0:2A AA A8 00 FC 28 0F F0 06
7CA8:00 00 3F 00 00 0F 00 00 C5
7CB0:0A 00 00 22 80 00 AA 80 AA
7CB8:00 8A 80 00 AA A0 02 AA EA
7CC0:20 03 AA 30 03 EA 3C 00 1F
7CC8:2A 00 00 2A 00 00 2A 80 4E
7CD0:00 A2 80 00 A0 A0 00 AA B4
7CD8:80 0A A0 00 00 A0 2A 00 7F
7CE0:2A AA A8 00 FC 28 0F F0 46
7CE8:00 00 3F 00 00 0F 00 00 06
7CF0:0A 00 00 22 80 00 AA 80 EA
7CF8:00 8A 80 00 AA 80 00 AA A6
7D00:80 00 EA C0 00 FA F0 00 72
7D08:2A 00 00 2A 00 00 2A 00 0F
7D10:00 2A 80 00 2A 80 00 2A 23
7D18:00 02 A8 00 00 A0 2A 00 7F
7D20:2A AA A8 00 FC 28 0F F0 87
7D28:00 00 3F 00 00 0F 00 00 47
7D30:0A 00 00 22 80 00 AA 80 2C
7D38:00 8A 80 00 AA 80 00 8A C7
7D40:80 00 BA 00 00 3E C0 00 4D
7D48:2A 00 00 2A 00 00 2A 00 4F
7D50:00 2A 00 00 2A 00 00 AA D1
7D58:00 02 AA 00 00 A0 2A 00 FF

Apple Willie

```

7D60:2A AA A8 00 FC 28 0F F0 C7 7EB0:0A 00 00 22 80 00 AA A0 CE 8000:00 00 00 00 00 00 00 01
7D68:00 00 3F 00 00 0F 00 00 87 7EB8:00 8A A0 02 AA 20 02 8A F0 8008:00 00 00 00 00 00 F0 00 EA
7D70:0A 00 00 22 80 00 AA 80 6C 7EC0:28 0C AA 30 0F 2A 3C 00 C6 8010:01 F8 1F 83 0C 79 E6 07 07
7D78:00 8A 80 00 AA 80 00 8A 08 7EC8:2A 00 00 2A 00 00 2A 80 52 8018:EF 3C 03 86 00 00 00 00 E8
7D80:80 00 AE 00 00 2F 00 00 4E 7ED0:00 A2 80 00 A0 A0 00 AA B8 8020:00 00 00 00 00 00 00 21
7D88:2A 00 00 2A 00 00 2A 00 8F 7ED8:80 0A A0 00 00 A0 2A 00 83 8028:00 00 00 00 00 00 00 29
7D90:00 2A 00 00 2A 80 02 AA 18 7EE0:2A AA A8 00 FC 28 0F F0 4A 8030:00 00 00 00 00 00 00 31
7D98:80 00 2A 80 00 A0 2A 00 F7 7EE8:00 00 3F 00 00 0F 00 0A 8038:00 00 00 00 00 00 00 39
7DA0:2A AA A8 00 FC 28 0F F0 08 7EF0:0A 00 00 22 80 00 AA 80 EE 8040:00 00 00 00 00 00 00 41
7DA8:00 00 3F 00 00 0F 00 00 C7 7EF8:00 8A 80 00 AA 80 00 8A 8A 8048:00 00 00 00 00 38 03 C0 F0
7DB0:0A 00 00 22 80 00 AA 80 AC 7F00:A0 03 AA C0 03 EA F0 00 17 8050:7E 07 EF C7 0C 79 81 F8 0F
7DB8:00 8A 80 00 AA 80 00 8A 48 7F08:2A 00 00 2A 00 00 2A 00 13 8058:1F 00 F0 06 00 00 04 00 6F
7DC0:80 00 AB 00 00 2B C0 00 9F 7F10:00 2A 80 00 2A 80 00 2A 27 8060:01 14 00 01 50 00 00 10 89
7DC8:2A 00 00 2A 00 00 AA 80 51 7F18:00 02 A8 00 00 00 00 AC 8068:00 00 88 00 02 AA 00 02 37
7DD0:00 A2 80 00 A0 A0 0A A0 C0 7F20:00 00 00 00 00 00 00 1F 8070:AA 00 02 AA 00 02 AA 00 0F
7DD8:A0 00 0A A0 00 00 00 00 6F 7F28:00 00 00 00 A0 2A 00 2A FE 8078:02 AA 00 02 AA 00 00 A8 43
7DE0:A0 2A 00 2A AA A8 00 FC 4E 7F30:AA A8 00 FC 28 0F F0 00 DD 8080:00 00 00 00 00 00 00 81
7DE8:28 0F F0 00 00 3F 00 00 D6 7F38:00 3F 00 00 0F 00 00 22 A1 8088:00 00 00 00 00 00 00 89
7DF0:0F 00 00 0A 00 00 22 80 D8 7F40:80 00 AA A0 02 8A A8 0A 74 8090:00 00 00 00 00 00 00 91
7DF8:00 AA 80 00 8A 80 00 AA AF 7F48:AA 2A 3C 8A 0F 30 AA 03 E8 8098:00 00 00 00 00 A2 0D BD FB
7E00:A0 00 8A A0 00 AA C0 00 D4 7F50:00 2A 00 00 AA 88 02 AA FF 80A0:46 03 9D 00 D4 CA 10 F7 23
7E08:EA F0 00 AA 00 02 AA 80 3F 7F58:AA 02 A2 A2 02 00 00 00 BB 80A8:A2 07 BC 34 03 F0 3F 88 7A
7E10:02 82 80 02 80 A0 02 80 E9 7F60:00 00 00 00 00 00 00 5F 80B0:98 0A 0A A8 A9 00 9D EB
7E18:28 2A 82 A8 00 00 00 00 8E 7F68:00 00 00 00 00 00 00 67 80B8:34 03 9D 05 D4 9D 06 D4 96
7E20:A0 2A 00 2A AA A8 00 FC 8F 7F70:00 00 00 00 00 00 00 6F 80C0:BD 4A 03 29 FE 9D 04 D4 71
7E28:28 0F F0 00 00 3F 00 00 18 7F78:00 00 00 00 00 00 00 77 80C8:A9 06 8D 37 03 8E DE 80 D5
7E30:0F 00 00 0A 00 00 22 80 1A 7F80:40 14 01 40 05 05 40 05 8A 80D0:B9 1D 81 9D 47 03 C8 E8 C0
7E38:00 AA A0 00 8A A0 00 AA 75 7F88:45 00 01 55 50 54 54 1A 36 80D8:CE 37 03 D0 F3 A2 00 B9 60
7E40:20 00 8A 28 03 AA 30 03 47 7F90:15 55 58 05 54 50 00 00 AE 80E0:1D 81 9D 36 03 B9 1E 81 A4
7E48:EA 3C 00 AA 80 00 A2 80 3E 7E98:00 00 00 00 00 00 00 97 80E8:9D 35 03 18 90 25 DE 35 F3
7E50:02 80 A0 02 80 A0 0A 00 3D 7FA0:00 00 00 00 00 00 00 9F 80F0:03 D0 08 BD 4A 03 29 FE 34
7E58:28 AA 00 AA AA 00 00 14 7FAB:00 00 00 00 00 00 00 A7 80F8:9D 4A 03 BD 47 03 18 7D 8B
7E60:A0 2A 00 2A AA A8 00 FC CF 7FB0:00 00 00 00 00 00 00 AF 8100:36 03 9D 47 03 6A 5D 36 B9
7E68:28 0F F0 00 00 3F 00 00 58 7FB8:00 00 00 00 00 00 00 B7 8108:03 10 08 A9 00 9D 06 D4 83
7E70:0F 00 00 0A 00 00 22 80 5A 7FC0:00 00 00 00 00 00 01 C0 8110:9D 4C 03 8A F0 04 A2 00 DA
7E78:00 AA A0 00 8A A0 02 AA B9 7FC8:51 50 55 55 1A 15 15 58 2C 8118:F0 90 4C 7E EA 08 00 08 A8
7E80:20 02 8A 28 0C AA 30 0F 5C 7FD0:04 54 50 01 55 00 05 41 F6 8120:41 00 FF 06 03 86 00 08 5E
7E88:2A 3C 00 2A 00 00 A2 80 12 7FD8:40 05 00 40 00 00 00 00 3D 8128:41 00 FF FC 03 8E 00 08 F5
7E90:00 A2 80 00 A0 A0 02 80 52 7FE0:00 00 00 00 00 00 00 DF 8130:81 00 F5 00 02 C0 00 08 CD
7E98:A8 02 82 80 2A A0 2A 00 EA 7FE8:00 00 00 00 00 00 00 E7 8138:41 00 F3 F2 0D 03 00 08 06
7EA0:2A AA A8 00 FC 28 0F F0 0A 7FF0:00 00 00 00 00 00 00 EF 8140:21 10 F3 00 10 00 00 00 D6
7EA8:00 00 3F 00 00 0F 00 00 C9 7FF8:00 00 00 00 00 00 00 F7

```

The High School Math Student's Survival Kit

The INTELLIGENT TUTOR High School Math Series is an outstanding way for students to develop their skills at all levels of high school math. Designed by educators, the series is extremely comprehensive and effective.

Each program in the INTELLIGENT TUTOR series is complete and self-contained, and covers a full, one-year course. Each is designed to help students review and master basic principles and concepts, develop their problem-solving skills, and build their confidence.

PRE-ALGEBRA	\$49.95
ALGEBRA 1	\$49.95
GEOMETRY	\$49.95
ALGEBRA 2	\$49.95
TRIGONOMETRY AND	
ADVANCED TOPICS	\$49.95
INTRODUCTORY CALCULUS	\$49.95
SAT MATH	\$69.95
SPECIAL PRICE FOR ALL	
SEVEN TITLES:	\$269.95

AVAILABLE FOR:
Apple II Series, Macintosh
Commodore 64/128
IBM PC and compatibles.

TO ORDER, CALL:
(800) 521-4518

When ordering add \$3.50 shipping and handling.
Indiana residents add 5% sales tax.



Intelligent Tutor™

Intelligent Software, Inc. • 9609 Cypress Avenue • Munster, IN 46321

VIDEO BYTE II the only FULL COLOR! video digitizer for the C-64, C-128

Introducing the world's first FULL COLOR! video digitizer for the Commodore C-64, 64-C, C-128, & 128-D computer. VIDEO BYTE can give you digitized video from your V.C.R., LASER DISK, B/W or COLOR CAMERA or OFF THE AIR or CABLE VIDEO (thanks to a fast! 2.2 sec. scan time). New version 3.0 software features full RE-DISPLAY with MULTI CAPTURE MODE, BUILT IN PRINTING MODE, EXPANDED COLORIZING MODE, FREEZE COLOR feature and much, much more!

FULL COLORIZING! Is possible, due to a unique SELECT and INSERT color process, where you can select one of 15 COLORS and insert that color into one of 4 GRAY SCALES. This process will give you over 32,000 different color combinations to use in your video pictures.

SAVES as KOALAS! Video Byte II allows you to save all your pictures to disk as FULL COLOR KOALAS. After which (using Koala or suitable program) you can go in and redraw or color your V.B. pic's.

LOAD, DISPLAY & PRINT Video Byte II allows you to load, display & print all VIDEO BYTE or KOALA pictures from Video Byte's menu.

MENU DRIVEN! Video Byte II comes with easy to use menu driven UTILITY DISK with V3.0 video digitizer program. (64 MODE ONLY).

COMPACT! Video Byte II is compact! In fact no bigger than most cartridges! VB II (plugs into MODEM PORT) comes with 3' cable.

INTEGRATED! Video Byte II is designed to be used with or without EXPLODE! V5.0 color cartridge. Explode! V5.0's menu will return you to VIDEO BYTE II's menu. EXPLODE! V5 is the PERFECT COMPANION! AT ONLY \$44.95 or W/DISABLE SWITCH \$49.95.

FREE! Video Byte II users are automatically sent FREE SOFTWARE updates along with new documentation, when it becomes available.

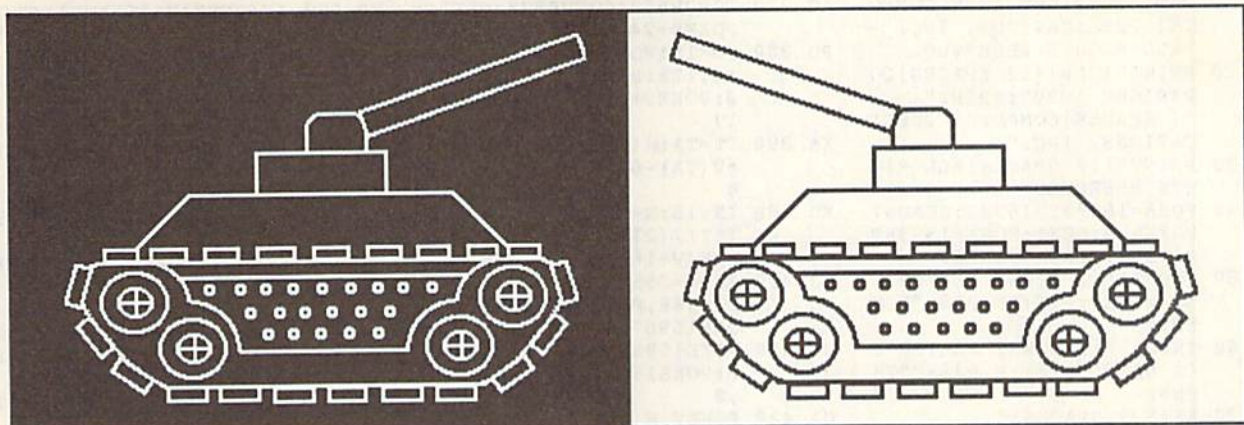
PRINT! Video Byte II will printout VB or KOALA pictures in 4 GRAY SCALE to most printers. However when used with Explode! V5.0 your printout's can be done in FULL COLOR 8 by 11's SIDEWAYS on the RAINBOW NX - 1000, RAINBOW NX - 1000 C, JX - 80, Seikosha 3000 AI. (OKIDATA 10/20's (print larger 6" by 9"))

ONLY \$79.95
USER SLIDE SHOW program w/auto or manual display is standard with VIDEO BYTE program. And can be backed up! Why DRAW a car, airplane, person or for that matter... anything when you can BYTE it... VIDEO BYTE II instead!

All units come w/90 day WARRANTY. All orders add \$3 for UPS BLUE LABEL S/H. UPS BLUE available only in 48 states. FOREIGN ORDERS are US FUNDS +\$6.35 S/H. ORDER BOTH EXPLODE! V5 & VIDEO BYTE II together and receive FREE!! UPS S/H. ***Note all SALES are FINAL, 90 DAY WARRANTY covers PARTS & LABOR ONLY. All SOFT GROUP UTILITY DISKS COME w/built-in CATALOG OF PRODUCTS.

*IN 64 MODE ONLY TO ORDER CALL 1-708-851-6667 IL RESIDENTS ADD 6% SALES TAX PLUS \$3.00 S/H. NO C.O.D.'S. FOREIGN ORDERS U.S. FUNDS ONLY \$6.35 S/H. Personal Checks 10 Days to Clear

THE SOFT GROUP, P.O. BOX 111, MONTGOMERY, IL 60538



THINK TANK

Fred Karg

Assume the role of a futuristic tank commander
in this two-player strategy game for the 64.

In this day and age, all military weapons are computerized. Manned war machines have become obsolete. Now the great battle leaders are master strategists and great programmers. And you should know—you're the most respected cybertank commander in the world. You proved yourself in the Void Wars, and now you're needed again.

Getting Started

Think Tank is written entirely in BASIC. To ensure accurate typing, enter the program using *The Automatic Proofreader*, found elsewhere in this issue. When you've finished typing, be sure to save a copy of the program to disk.


When you're ready to do battle, load and run the program. First, you're asked to type in the names of the two combatants. After you've entered the players' names, the battlefield is displayed with six tanks in place.

Each player has three programmable tanks at his or her disposal. Player 1 controls the white tanks, while Player 2 controls the yellow ones. The object of the game is simple: The first player to destroy all of the opponent's tanks wins.

Programming the Tanks

Players control their tanks by entering a series of ten secret instructions on the command lines located at the bottom of the screen. To program your tanks, first select the tank that you wish to maneu-

ver. One of your three tanks constantly flashes, indicating that it's ready to receive orders. You can program this tank or select another by pressing the space bar. Once you've chosen a tank to program, begin issuing orders on the command line. Press M to move forward, R to turn right, L to turn left, and F to fire the tank cannon. You can switch tanks as often as you like during the command-entry process.



Plan your strategy carefully. Once you've dispatched your orders, the action begins.

Initially, each command line appears as a row of X's. To help you conceal your movements from your opponent, an inverse space is substituted for an X every time you issue a command. If you make a mistake while entering a command, press the delete key to clear the last instruction.

The battle begins when both players have completed their programming. The command-line orders are dispatched to the respective tanks, alternating between players, until all orders are exhausted or a winner is declared. If there is no winner, players must reprogram their tanks for another round of engagement.

Hints and Tips

Programming the tanks is easy, but choosing the appropriate strategy can be difficult. You must think some ten moves ahead or move in front of your opponent. The following are a few hints that may improve your odds and help you formulate a plan of attack.

When programming your tanks, keep in mind that orders are dispatched on a sequential basis. Orders given to tanks that have been destroyed are ignored, causing you to lose valuable turns. So, it's not a good idea to give all ten of your orders to one tank.

If two tanks collide, both are destroyed. Keep this in mind; a situation may arise when ramming the enemy's tank is more appropriate than shooting it with cannon fire.

Tanks' movements are confined to the inside of the grid. Any moves directing a tank past the boundaries will cause the tank to hit a wall. It won't damage the tank, but it could put your tank at a disadvantage. ▸

Think Tank

```

:ONPP-251GOSUB480,520,5
SA 680 IFABS(V(0)-V(N))>8THEN7
40,570
10
FP 690 IF(PEEK(V+16)AND1)<>(PF
AC 370 GOSUB650:GOSUB900:NEXT:
EK(V+16)AND2)/((2)TH
POKES+24,8:RETURN
EN710
PD 380 VO=15:POKES+24,VO:POKES
KJ 700 IFPEEK(2040+N)<>250THEN
+4,128:POKES+4,129:K=15
HI=1:SP=N
0:POKES+11,16:POKES+11,
HF 710 NEXT:IFHI=0THENRETURN
17
XQ 720 IFCL=0THENPOKEV+21,PEEK
XA 390 TT=TA:H(0)=H(TA)+2:V(0)
(V(TA))-6:TA=0:BO=0:IN=1
6
SK 730 POKE2040+SP,251:POKES+2
KD 400 IN=16:N=(PEEK(V+16)AND2
4,15:POKES+4,128:POKES+
4,129:POKES+11,129
]TT)/((2)TT):POKEV+16,(P
PG 440 KEK(V+16)AND254)ORN
PO 740 FORWA=1TO40:POKES+8,RND
GJ 410 IFPP=255ORPP=253THENPOK
(0)*100:NEXT:POKES+24,8
E15988,0:POKE15964,48:P
POKES+11,128
OKEL5967,48:GOTO430
JA 750 POKEV+21,PEEK(V+21)AND(
JB 420 POKE15988,60:POKE15964,
255-(2)SP):POKE2040+SP
0:POKE15967,0:POKE15970
,250:GOSUB960:RETURN
0
RR 760 TA=TA+1:IFTA>(3+PL*3)TH
GA 430 POKEV,H(0):POKEV+1,V(0)
ENTA=1+PL*3
:POKEV+21,PEEK(V+21)+1
PF 770 IFPEEK(2040+TA)=250THEN
PG 440 K=K-1:ONPP-251GOSUB480,
GOTO760
520,540,570:GOSUB650:PO
CB 780 POKES+14,40+TA*10:RETUR
KES+8,K:GOSUB660
N
XK 450 IFBO=1ANDTA=0ANDHI=0THE
HR 790 L=0
NPOKEV+21,PEEK(V+21)-1:
MR 800 IFPEEK(2040+TA)=250THEN
POKES+11,16
GOSUB760:GOTO800
HJ 460 VO=VO-.5:POKES+24,VO:IF
MS 810 POKE204,0:CC=PEEK(V+39+
BO=0ANDHI=0THEN440
TA):POKES+20,240:POKES+
PM 470 POKES+11,16:TA=TT:IN=4:
18,65
RETURN
XH 820 POKEV+39+TA,12:GETMS:PO
CE 480 H(TA)=H(TA)-IN:IFH(TA)<
KE207,0:POKEV+39+TA,CC:
22AND(PEEK(V+16)AND2]TA
IFMS=""THEN820
)/((2]TA)=0THENH(TA)=27:
SQ 830 IFASC(MS)=20ANDL<0THENP
BO=1
OKE204,1:PRINT"OFF]V
EJ 490 IFH(TA)<0THENH(TA)=255+
{3 LEFT]V{LEFT}":MS(TA
H(TA):POKEV+TA*2,H(TA):
,L)="X":L=L-1:GOTO810
GOTO510
RP 840 IFMS="" THENGOSUB760:GO
QF 500 RETURN
TO810
JX 510 POKEV+(16),(PEEK(V+16)A
XQ 850 C=0:FORN=1TO5:IFMS=MIDS
ND(255-(2]TA)):RETURN
("LRMF",N,1)THENC=N+1
MM 520 V(TA)=V(TA)+IN:IFV(TA)>
AS 860 NEXT:IFC=0THENGOTO810
204THENV(TA)=198:BO=1
XA 870 BR=0:IFTA>3THENBR=40
JH 530 RETURN
EA 880 L=L+1:POKE204,1:PRINT
XQ 540 H(TA)=H(TA)+IN:IF(H(TA)
{RVS} [RIGHT]":MS(TA,L
)>65AND(PEEK(V+16)AND2]T
)=MS:IFL<10THEN810
A)/((2]TA)=1)THENH(TA)=5
SX 890 RETURN
9:BO=1
MA 900 CL=0:FORN=1TO6:IFPEEK(2
XE 550 IFH(TA)>255THENH(TA)=H(
040+N)=250THEN940
TA)-255:POKEV+16,(PEEK(
KH 910 IFN=TATHEN940
V+16)OR(2]TA))
CB 920 B1=(PEEK(V+16)AND(2]TA
EK 560 RETURN
)/((2]TA):B2=(PEEK(V+16)
DF 570 V(TA)=V(TA)-IN:IFV(TA)<
AND(2]N)/((2]N)
49THENV(TA)=54:BO=1
XA 930 IFB1=B2THENIFABS(H(TA)-
QP 580 RETURN
H(N))<10ANDABS(V(TA)-V(
BF 590 POKE53281,14:PRINT"
N))<10THENCL=1:SP=N:GOS
{CLR}{6}":POKE53280,14
UB730
:FORN=1TO11:FORN=1TO20:
CP 940 NEXT:IFCL=0THENRETURN
PRINT"OFF]OP":NEXT
DQ 950 SP=TA:GOSUB730:RETURN
DE 600 FORN=1TO20:PRINT"L@":N
RH 960 IFSP>3THEN990
EXT:NEXT:FORN=0TO63:POK
FP 970 W0=2:FORN=1TO3:IFPEEK(2
E15936+N,0:NEXT:POKE204
040+N)<>250THENW0=0
1,253
SJ 980 NEXT:GOTO1010
EM 610 POKE2042,255:POKE2044,2
HE 990 W0=1:FORN=4TO6:IFPEEK(2
53:POKE2045,255:POKE204
040+N)<>250THENW0=0
3,254:POKE2046,252
JX 1000 NEXT
FQ 620 POKE2040,249:POKEV+16,1
JC 1010 IFW0=0THENRETURN
12:POKEV+37,2:POKEV+38,
SC 1020 POKES+24,0:POKEV+21,0:
0:POKEV+28,255:FORN=STO
POKE53281,1
S+24
QD 1030 PRINT"{CLR}{8 DOWN}
SP 630 POKEN,P:NEXT:POKES+5,12
{RED}{OFF}{5 SPACES}CO
:POKES+1,10:POKES+12,1:
NGRATULATIONS TANK COM
POKES+13,169
MANDER"
RS 640 FORN=1TO3:POKEV+39+N,1:
AR 1040 IFW0=1THENPRINTSPC(5)P
NEXT:FORN=4TO6:POKEV+39
10
+N,7:NEXT:POKEV+39,0
GJ 1050 IFW0=2THENPRINTSPC(5)P
XH 650 POKEV+TA*2,H(TA):POKEV+
20
TA*2+1,V(TA):RETURN
QD 1060 PRINT"{3 DOWN}
CH 660 HI=0:FORN=1TO6:IFN=TTTH
{8 SPACES}{RVS}PRESS A
EN710
NY KEY TO CONTINUE":PO
FG 670 IFABS(H(0)-H(N))>8THEN7
KE198,0
10
SM 1070 GETKS:IFKS=""THEN1070

```

SR 1080 RETURN:DATA0,0,0,16,0,
0,0,0,0,0,16,0,66,0,
136,0,0,40,8,0,3,32,3,
32

GG 1090 DATA204,128,0,202,0,2,
32,0,2,0,0,72,136,0,10,
206,0,8,0,128,32,48,0,
0,48

HG 1100 DATA0,0,12,0,4,0

CE 1110 DATA4,0,0,0,0,0,0,255,
0,0,0,0,0,0,0,0,4,0,
0,0,2,32,8,2,128,10,73,
0,2,43

DC 1120 DATA0,2,220,128,6,178,
0,2,123,0,2,236,0,10,1,
38,0,10,14,0,8,3,128,3,
3,0,0

BA 1130 DATA0,0,64,0,0,0,0,0,
0,0,0,0,0,0,255,0,0,0,
0,0,0,0,0,0,0,0,0,0,
0,0,0,0

FH 1140 DATA0,0,0,0,59,184,0,2,
55,255,2,167,214,2,159,
250,255,255,250,2,159,
250,2

SX 1150 DATA167,214,0,255,255,
0,187,184,0,0,0,0,0,0,
0,0,0,0,0,0,0,0,0,0,
0,0,0,0

XS 1160 DATA0,0,0,0,0,42,0,3,1,
06,112,3,153,176,2,157,
160,3,127,112,3,127,1,
12,2

JD 1170 DATA127,96,3,157

QR 1180 DATA176,3,157,176,2,17,
4,160,3,174,176,3,174,
176,0,174,128,0,12,0,0,
12,0,0

EC 1190 DATA12,0,0,12,0,0,12,0,
0,0,0,0,0,0,0,0,0,0,
0,0,0,0,0,0,0,0,0,0,
46,239

RP 1200 DATA0,255,255,0,151,21,
8,128,175,246,128,175,
255,255,175,246,128,15,
1,218


QJ 1210 DATA128,255,255,0,46,2,
39,0,0,0,0,0,0,0,0,0,
0,0,0,0,0,0,0,0,12,0,
0,12,0,0

GC 1220 DATA12,0,0,12,0,0,12,0,
0

FP 1230 DATA174,128,3,174,176,
3,174,176,2,174,160,3,
157,176,3,157,176,2,12,
7,96,3

FF 1240 DATA127,112,3,127,112,
2,157,160,3,153,176,3,
106,112,0,42

KJ 1250 DATA0,0,0,0,0,0,0,0,0,
0,0



Save Your Copies of GAZETTE

Protect your back issues of COMPUTE!'s Gazette in durable binders or library cases. Each binder or case is custom-made in pine green binding with embossed white lettering. Each holds a year of Gazette. Order several and keep your issues of Gazette neatly organized for quick reference. (These binders make great gifts, too!)

Cases:	Binders:
\$7.95 each	\$9.95 each
3 for \$21.95	3 for \$27.95
6 for \$39.95	6 for \$52.95

CALL TOLL FREE
7 days, 24 hours
1-800-972-5858

(Add \$1.00 per case/binder for postage and handling. Please add \$2.50 per unit for orders outside the U.S.)

Send in your prepaid order with the attached coupon.

Mail to: Jesse Jones Industries
Dept. GAZ
499 East Erie Ave.
Philadelphia, PA 19134

Please send me _____ GAZETTE
 cases binders. Enclosed is my
check or money order for \$ _____
(U.S. funds only.)

Name _____
Address _____
City _____
State _____ Zip _____

Satisfaction guaranteed or money refunded.
Please allow 4-6 weeks for delivery.
No. P.O. Box Numbers. Please

Support research.



American Heart
Association

COMMODORE 64/128



For
Shareware

Shareware & Public Domain Software

- Business
- Education
- Graphics
- Games
- Utilities

Hundreds of Programs
from \$1.50

GEMINITM
Marketing, Incorporated

Call Toll-free for Catalog

1-800-346-0139

Circle Reader Service Number 197



GET MORE PLEASURE FROM THE BIBLE WITH LANDMARK

The Computer Reference Bible

Here's what LANDMARK will enable you to do:

- ✓ SEARCH THROUGH THE BIBLE—Find Phrases, words or sentences.
- ✓ DEVELOP TOPICAL FILES—Copy from the Bible text and search results then add your own comments and notes.
- ✓ COMPILE YOUR PERSONAL BIBLE—Outline texts in color. Add notes, comments, and references. Make your Bible Study organized and on permanent record!
- ✓ CREATE FILES—Convert them for wordprocessors like Paperclip and GEOS.
- ✓ MAKE SUPPLEMENTARY STUDY FILES—For more specific study and developing translation variations.

KJV or NIV (\$10.00 royalty charge for NIV)

\$119.95 plus \$4.00 shipping in
cont. U.S.A. \$7.50 Canada. Overseas write.
BOTH KJV and NIV for \$189.95 plus \$10.00
NIV royalty and shipping charge.
v1.2 for C64 and v2.0 for C128

CALL OR WRITE FOR A
FREE BROCHURE

P.A.V.Y. Software P.O. Box 1584
Ballwin, MO 63022 (314) 527-4505

Circle Reader Service Number 192

www.commodore.ca
COMPUTE!'s Gazette April 1990 37

SAVE SOME

At SDA you're always

"Shamrock"

We have what



On a Budget?

See Our Under \$10 Bargain Basement.

- ACCOLADE**
- Ace of Aces \$9.88
- Apollo 18 \$9.88
- Bubble Ghost \$9.88
- 4th & Inches Football \$9.88
- 4th & Inches Team Const. \$6.88
- Hardball \$9.88
- Test Drive 1 \$9.88
- ACTIVISION**
- Aliens \$9.88
- Apache Strike \$9.88
- Last Ninja #1 \$9.88
- Predator \$9.88
- ADVANTAGE**
- Frightmare \$9.88
- Harrier 7 \$9.88
- Mental Blocks \$9.88
- Shootem Up Const. Set. \$9.88
- AEC FUN LEARNING**
- Life Science \$5.88
- U.S. Geography \$5.88
- U.S. Government \$5.88
- U.S. History 1 or 2 \$5.88 Ea.
- Vocabulary Builder \$5.88
- BOX OFFICE**
- High Rollers & \$100,000 Pyramid \$9.88
- BRODERBUND**
- Choplifter/DaVids \$6.88
- Midnight Magic \$6.88
- Magnetron \$9.88
- Superte Challenge \$6.88
- CINEMAWARE CLASSICS**
- Sinbad \$9.88
- COSMI**
- Swift Data Base \$6.88
- Swift Desktop Publisher \$6.88

- Swift Music \$6.88
- Swift Paint \$6.88
- Swift Spreadsheet \$6.88
- Swift Word Processor \$6.88
- DATA EAST**
- Ikari Warrior \$9.88
- Platoon \$9.88
- EASY WORKING/SPINNAKER**
- Filer \$6.88
- Planner \$6.88
- Writer \$6.88
- ELECTRONIC ARTS**
- Demon Stalkers \$9.88
- Financial Cookbook \$7.88
- Legacy of Ancients \$9.88
- Marble Madness \$9.88
- Modern Wars \$9.88
- Music Const. Set. \$9.88
- Pegasus \$9.88
- Powerplay Hockey \$9.88
- Realm of Impossibility \$7.88
- Skyfox 2 \$9.88
- Skate or Die \$9.88
- Strike Fleet \$9.88
- Wasteland \$9.88
- World Tour Golf \$9.88
- EPYX**
- Boulderdash Construction Kit \$9.88
- Jet Combat Simulator \$9.88
- Space Station Oblivion \$9.88
- Spy vs. Spy 3 \$9.88
- Temple Apshai Trilogy \$9.88
- Winter Games \$9.88
- World Karate Champ \$6.88
- GAMESTAR**
- Champ Baseball \$9.88
- GFL Ch. Football \$9.88
- Take Down \$9.88

- GAMETEK**
- Candy Land \$9.88
- Chutes & Ladders \$9.88
- Double Dare \$9.88
- Go To Head of Class \$9.88
- Hollywood Squares \$9.88
- Press Your Luck \$9.88
- Super Password \$9.88
- HI-TECH EXPRESSIONS**
- Fun House \$8.88
- Looney Tunes Print Kit \$9.88
- Muppet Adventure \$9.88
- Print Power \$9.88
- Remote Control \$8.88
- Win, Lose or Draw \$8.88
- Win, Lose or Draw 2 \$8.88
- Win, Lose or Draw Jr. \$8.88
- HI-TECH EXPRESSIONS**
- Sesame Street Series:
- Astro Grover \$6.88
- Big Bird's Special Delivery \$6.88
- Ernie's Big Splash \$6.88
- Ernie's Magic Shapes \$6.88
- Grover's Animal Adv. \$6.88
- Pals Around Town \$6.88
- Sesame St. Print Kit \$9.88
- INFOCOM**
- Hitchhikers Guide \$9.88
- Leather Goddesses \$9.88
- Zork 1 \$9.88
- INTRACORP**
- Business Card Maker \$9.88
- KONAMI/ACTION CITY**
- Hyper Sports/Ping Pong \$9.88
- MASTERONIC**
- Double Dragon 1 \$9.88
- Last V-8 \$4.88
- Ninja \$4.88

- Slam Dunk \$6.88
- Vegas Poker & Jackpot \$4.88
- MELBOURNE HOUSE**
- John Elway's O-Back \$9.88
- Magic Johnson's B-Ball \$9.88
- SHARE DATA**
- All New Family Feud \$8.88
- Avoid The Noid \$9.88
- Concentration \$9.88
- Concentration 2 \$9.88
- BLOW OUT SALE ON JEOPARDY AND WHEEL FORTUNE TITLES - CALL FOR PRICES!**
- Wipe Out \$9.88
- SPECTRUM HOLOBYTE**
- Gato \$9.88
- SPINNAKER**
- Learn the Alphabet \$4.88
- Learn to Spell \$4.88
- Learn to Add \$4.88
- SPRINGBOARD**
- Certificate Maker \$9.88
- C.M. Library Vol. 1 \$9.88
- Newsroom \$9.88
- N.R. Art #1, 2, or 3 \$9.88 Ea.
- TAITO**
- Alcon \$9.88
- Arkanoid \$9.88
- Bubble Bobble \$9.88
- Renegade \$9.88
- THUNDER MOUNTAIN**
- Galaxian \$8.88
- Rambo: 1st Blood Part 2 \$9.88
- Super Pac Man \$9.88
- VALUE WARE**
- Artist \$4.88
- Educator \$4.88
- Entertainer \$4.88
- Home Banker \$4.88
- T.D. 2: Calif. Scenery \$9.88
- T.D. 2: Super Cars \$9.88
- T.K.O. \$19
- ACTIVISION**
- Battlechess \$25
- Beyond Dark Castle \$19
- Crossbow \$19
- Dragon Wars \$29
- F14 Tomcat \$25
- F18 Hornet \$23
- Ghostbusters 2 \$19
- Grave Yardage \$23
- Last Ninja 2 \$23
- Neuromancer \$25
- Power Drift \$23
- Rampage \$23
- AMERICAN EDUCATIONAL**
- Biology \$12
- Learn to Read (Gr. 1-4) \$25
- Science: Grades 3/4 \$12
- Science: Grades 5/6 \$12
- Science: Grades 7/8 \$12
- US Geography \$12
- US History \$12
- World Geography \$12
- World History \$12
- ARTWORX**
- Bridge 5.0 \$19

- Cycle Knight \$14
- Daily Double Horse Race \$14
- Kaleidokubes \$14
- Linkword Languages \$16 Ea.
- S. P. Data Male #2 \$14
- S. P. Data Female #1 or 3 \$14
- Strip Poker \$21
- Tank Attack \$19
- AVALON HILL**
- NBA Basketball \$25
- Super Sunday \$21
- SBS Gen. Mgr. Disk \$19
- SBS 1987 Team Disk \$14
- BATTERIES INCLUDED**
- Paperclip Publisher \$33
- Paperclip 3 \$33
- P.S. Graphics Library Holiday Edition \$16
- Sir City \$19
- Star Wars \$19
- CAPCOM**
- Bionic Commando \$19
- Forgotten Worlds \$19
- Ghosts & Goblins \$19
- Gunsmoke \$19
- Last Duel \$19
- Pocket Rockets \$19
- Street Fighter \$19
- CENTRAL POINT**
- Copy 2 \$25
- CINEMAWARE**
- Defender of the Crown \$23

Guide a party of characters thru a web of intrigue & combat in this 1st. epic of the Dragonlance series. Improved game system.

CHAMPIONS OF KRYNN

SDA Discount Price \$26

List \$39.95

- BAUVILLE**
- Award Maker Libraries Call
- Award Maker Plus \$25
- Blazing Paddles \$23
- Video Vegas \$19
- BERKELEY SOFTWARE**
- Geos 128 2.0 \$44
- Geo-Calc 128 \$44
- Geo-File 128 \$44
- Geos 64 (2.0) \$39
- 'Desk Pack Plus \$19
- 'Font Pak Plus \$19
- 'Geo-Chart \$19
- 'Geo-Calc \$33
- 'Geo-File \$33
- 'Geo-Programmer \$44
- 'Geo-Publish \$33
- 'Requires Geos 64!
- BLUE LION ON SALE!**
- Ticket to Hollywood \$16.88
- Ticket to London \$16.88
- Ticket to Paris \$16.88
- Ticket to Spain \$16.88
- Ticket to Wash D.C. \$19.88
- BRITANNICA**
- Eye of Horus \$25
- Rocket Ranger \$23
- The Three Stooges \$23
- T.V. Spor's Football \$19
- Warm Speed (Cart) \$33
- CMS**
- General Acc. 64or128\$119 Ea.
- Inventory 128 \$49
- COSMI**
- Chomp! \$16
- Home Office \$25
- Navy Seal \$19
- Presumed Guilty! \$16
- Super Huey 2 \$14
- DATA EAST**
- ABC Monday Nite Football \$25
- Bad Dudes \$19
- Batman \$16
- Batman The Movie \$19
- Breakthru \$19
- Commando \$14
- Guerilla War \$19
- Heavy Barrel \$19
- RoboCop \$23
- 'Speed Buggy \$19

ELECTRONIC ARTS

Boldly go where no game has gone before...into the most far reaching outer space adventure ever. 270 Star Systems, 800 planets w/unique ecosystems & alien races.

STARFLIGHT

List \$39.95

Call For Price & Availability

- BRODERBUND**
- Bank St. Writer \$33
- Carmen S D - Europe \$25
- Carmen S D - U.S.A. \$25
- Carmen S D - World \$23
- Downhill Challenge \$14
- License to Kill \$14
- Omni-Play Basketball \$23
- Print Shop \$26
- P.S. Companion \$23
- P.S. Graphics Library #1, 2 or 3 \$16 Ea.
- Super Hang-on \$19
- Tag Team Wrestling \$14
- Victory Road \$19
- Vigilante \$16
- DATA SOFT**
- Alternate Reality The City \$19
- The Dungeon \$19
- Bismarck \$19
- Global Commander \$19
- Hunt for Red October \$26
- Rubicon Alliance \$14

- ### !!! SDA CLOSEOUTS !!!
- Treasure Island \$6.66
 - Financial Cookbook \$6.66
 - SPINKR-Read 1 age 7-12 \$9.99
 - Worlds Greatest Baseball \$6.66
 - Jet Boys \$6.66
 - Phantom of the Asteroids \$2.22
 - Heart of Africa \$3.33
 - Alien Destruction Set \$7.77
 - CBS Math Mileage \$3.33
 - Boston Computer Diet \$8.88
 - Shogun-Mastertronic \$4.44
 - Realm of Impossibility \$7.77
 - Great Chiefs Recipes \$8.88
 - CBS Timebound \$3.33
 - Simans Chess Opening \$15.15
 - Bus-Calc 3 Spreadsheet \$7.77
 - SEGA-Congo Bongo \$3.33
 - E.A. Amer. Cup Sailing \$6.66
 - Unicorn-Jumble Jet \$11.11
 - Mastertronic-Feud \$4.44
 - EPYX 200XJ Joystick \$6.66
 - Mastertronic-Ten Speed \$4.44
 - CBS Grover's Adv \$3.33
 - Master of Magic \$3.33
 - Pro Golf \$4.44
 - Sea Speller \$2.22
 - Master-type Cart \$8.88
 - CBS Argos Expedition \$3.33
 - Electronic Address Book \$4.44
 - *Quantities Limited

- ABACUS BOOKS**
- Anatomy of the 1541 \$14
- Anatomy of the C64 \$14
- GEOS Inside & Out \$13
- GEOS Tricks & Tips \$13
- ABACUS SOFTWARE**
- Assembler Monitor \$25
- Basic \$25
- Basic 128 \$39
- *Becker Basic \$33
- Cad Pak \$25
- Cad Pak 128 \$39
- Chart Pak \$25
- 64 or 128 \$25 Ea.
- Cobol 64 or 128 \$25 Ea.
- Fortran \$25
- PFM \$25
- PFM 128 \$39
- Speed Term 64/128 \$25
- Super C64 or 128 \$39 Ea.
- Super Pascal 64 or 128 \$39 Ea.
- TAS 128 \$39
- *Requires GEOS!
- ACCESS**
- Echelon w/Lip Stik \$29
- Heavy Metal \$25
- Mean Streets \$25
- Tenth Frame \$25
- World Class L. B. Golf \$25
- World Class L. B. Golf Form Course 1, 2 or 3 \$14 Ea.
- ACCOLADE**
- Blue Angels Flight Sim \$19
- Bubble Ghost \$19
- Fast Break \$19
- Grand Prix Circuit \$19
- Heat Wave Boat Racing \$19
- Jack Nicklaus Golf \$19
- J.N. Gil Chmp Courses \$9.88
- J.N. Gil Intl Courses \$9.88
- Mini Putt \$19
- Pack Em \$19
- Serve & Volley \$19
- Steel Thunder \$19
- Test Drive 2 - The Duel \$19
- T.D. 2: Europe Scenery \$9.88
- T.D. 2: Muscle Cars \$9.88

*Please Read The Following Ordering Terms & Conditions Carefully Before Placing Your Order: Orders with cashiers check or money order shipped immediately on in-stock items! Personal & Company checks, allow 3 weeks clearance. No C.O.D.'s! Shipping: Continental U.S.A.-Orders under \$100 add \$3, free shipping on orders over \$100. AK, HI, FPO, APO, add \$5 on all orders. Canada & Puerto Rico add \$7.50 on all orders. Sorry, no other international orders accepted! PA residents add 6% sales tax on the total amount of order including shipping charges. CUSTOMER SERVICE HOURS: Mon-Fri, 9 AM-5:30 PM Eastern Time. REASONS FOR CALLING CUSTOMER SERVICE--412-361-5291 (1) Status of order or back order (2) if any merchandise purchased within 60 days from SD of A is defective, please call for a return authorization number. We will not process a return without a return auth. #! Defective merchandise will be replaced with the same merchandise only. Other returns subject to a 20% restocking charge! After 60 days from your purchase date, please refer to the warranty included with the product purchased & return directly to the manufacturer. Customer service will not accept collect calls or calls on SD of A's, 800 or toll free. Prices & availability are subject to change! New titles are arriving daily! Please call for more information.

GREEN CELEBRATION

"Dublin" your savings because our prices are bottom and that's no blarney. you're looking for!



ACTIVISION

Hit the streets in your ecto-mobile & clear the streets of ghouls. Action, adventure, strategy & laughs.



GHOSTBUSTERS 2 SDA
List \$29.95 Discount Price \$19

AGEBLASTER	\$19	DEVON AIRE	\$19.88
MATH BLASTER	\$19	FAST LOAD CARL	\$24
SPELL IT	\$19	METROCROSS	\$12.88
WORD ATTACK	\$19	MIND-ROLL	\$14.88
DESIGNWARE	\$19	REVENGE OF DEFENDER	\$9.88
BODY TRANSPARENT	\$19	SNOW STRIKE	\$14.88
DESIGNSAURUS	\$19	SPORTS-A-RONI	\$17.88
DIGITEK		GAMESTAR	
HOLE IN ONE MIN. GOLF	\$19	FACE OFF HOCKEY	\$19
HOLLYWOOD POKER	\$19	HI-TECH EXPRESSIONS	
WESTERN GAMES	\$19	WIN, LOSE or DRAW DELUXE	\$16
ELECTRONIC ARTS		INFOCOM	
ALTERED BEAST	\$23	BATTLETECH	\$25
BARD'S HINTS 1, 2 or 3	\$9 Ea	INKWELL SYSTEMS	
BARD'S TALE 2	\$17	#170C DELUXE L.P.	\$69
BARD'S TALE 3	\$26	#184C LIGHT PEN	\$44
BEYOND THE BLACK HOLE	\$21	FLEXDRAW 5.5	\$23
CAVERMAN UGH-LYMPICS	\$21	GRAPHICS GALLERIA #1	\$19
CHESSMASTER 2100	\$26	GRAPHICS GALLERIA #2	\$19
CHUCK YEAGERS AFT	\$23	GRAPHICS INTEGRATOR 2	\$19
DOUBLE DRAGON	\$23	INTRACORP	
DRAGON'S LAIR	\$19	BUMPER STICKER MAKER	\$33
EMPIRE	\$26	BUTTON & BADGE MAKER	\$33
FIRE KING	\$21	SEARCH FOR THE TITANIC	\$19
INDIANA JONES LAST CRUSADE	\$21	SECURITY ALERT	Call
ARCADE VERSION	\$21	SUPERMAN	\$19
JORDAN vs. BIRD	\$17	ULTIMATE CASINO GAMBLING	\$23
KINGS BEACH VOLLEYBALL	\$21	KONAMI/ULTRA	
MADDEN FOOTBALL	\$26	TEENAGE MUTANT NINJA	
MAGIC CANDLE	\$26	TURTLES	\$19
MANIAC MANSION	\$23	LEARNING COMPANY	
MAVIS BEACON TYRNG	\$26	MOPTOWN PARADE	\$25
MIGHT & MAGIC 1	\$26	READER RABBIT	\$25
MIGHT & MAGIC 2	\$26	LEISURE GENIUS	
PANZER BATTLES	\$23	CLUE	\$19
PIPE DREAM	\$21	MONOPOLY	\$19
PRO TENNIS TOUR	Call	RISK	\$19
PROJECT FIRESTART	\$21	SCRABBLE	\$19
SENTINEL WORLDS	\$23	SCRIPPLICS	\$19
SKATE WARS	Call	LOGICAL DESIGN	
STARFLIGHT	Call	CLUB BACKGAMMON	\$19
STAR FLEET 1	\$26	VEGAS CRAPS	\$19
TURBO OUT RUN	Call		
ZAK MCKRACKEN	\$23		

Vegas Gambler	\$19	Bob's Term Pro 128	\$39
MEDALIST/MICROPLAY		Doodle	\$25
3-D Pool	\$19	Final Cartridge 3	\$47
Destroyer Escort	\$25	Font Master 128	\$29
Dr. Doom's Revenge	\$23	Maverick Utilities V.3	\$23
Eliminator	\$19	Maverick Utilities V.3	\$23
Netherworld	\$19	Superbase 64	\$25
Pro Soccer	\$23	Superbase 128	\$33
Pure Stat Baseball	\$25	Superscript 64	\$23
Pure Stat College B-Ball	\$25	Superscript 128	\$25
Pure Stat Football	\$25	Super Snapshot (V.5)	\$47
Savage	\$19	ORIGIN	
Stunt Track Racer	\$19	Autoduel	\$25
MELBOURNE HOUSE		Knights of Legend	\$33
Barbarian	\$19	Moebius	\$25
Hershiser's Strike Zone	\$19	Omega	\$33
Magic Johnson B-Ball	\$19	Quest For Clues	
Obliterator	Call	Book 2	\$19
War in Middle Earth	\$25	Space Rogue	\$33
World Trophy Soccer	\$19	Tangled Tales	\$19
MICROILLUSSIONS		Times of Lore	\$25
Blackjack Academy	\$25	Ultima 4 or 5	\$39 Ea.
Fairy Tale Adventure	\$29	Ultima 5 Hint Book	\$9
Sky Travel	\$32	Ultima Trilogy	\$39
MICROLEAGUE		Windwalker	\$25
Baseball w/GM + Box St.	\$25	POLARWARE	
B-Ball 88 or 89	\$14 Ea.	All Dogs go to Heaven	\$19
Team Disk	\$14 Ea.	PROFESSIONAL	
WWF Wrestling	\$19	Fleet System 2 Plus	\$33
		Fleet System 4 128	\$43

SIR-TECH

The wizardry legacy continues w/more story and game depth than ever before. New mazes, abilities, spells, combat systems & monsters.

HEART OF MAELSTROM SDA
List \$39.95 Discount Price \$25

Gettysburg	\$39	Swiftcalc: Sideways	\$14
Hillstar	\$26	Word Writer 4	\$25
Heroes of the Lance	\$21	UNICORN	
Overrun	\$32	Decimal Dungeon	\$19
Pool of Radiance	\$26	Percentage Panic	\$19
Storm Across Europe	\$39	Ten Little Robots	\$19
Typhoon of Steel	\$32	UNISON WORLD	
Nar Game Const. Set	\$21	P.M. Art Gallery 1 + 2	\$19
War of the Lance	\$26	P.M. Art Gallery: Fantasy	\$16
SPINNAKER		Print Master Plus	\$23
Complete SAT	\$25	VIRGIN GAMES	
EZ Working Tri-Pack	\$14	Double Dragon 2	\$23
BW Turbo Load & Save	\$16	WEEKLY READER	

DC DATA EAST

The movie of the decade is now the game of the year. An all new action adventure unfolds as you save Gotham City from certain doom.

BATMAN THE MOVIE SDA
List \$29.95 Discount Price \$19

MICROPROSE		PSYGNOSIS	
Airborne Ranger	\$25	Ballistix	\$19
F-15 Strike Eagle	\$14	Captain Fizz	\$19
F-19 Stealth Fighter	\$29	SHARE DATA	
Gunship	\$25	Nightmare on Elm Street	\$19
Pirates	\$29	SIMON & SCHUSTER	
Project Stealth Fighter	\$29	Star Trek: Rebel	\$23
Red Storm Rising	\$29	Typing Tutor 4	\$25
Silent Service	\$14	SIR TECH	
MINDSCAPE		Heart of Maelstrom	\$25
Action Fighter	\$19	Wizardry Trilogy	\$25
Afterburner	\$23	SOFT-BYTE	
Alien Syndrome	\$23	Lotto Program	\$19
Arcade Mega Hits	\$25	SPECTRUM HOLOBYTE	
Aussie Games	\$19	Tetris	\$16
Clubhouse Sports	\$19	SPOTLIGHT	
Crossword Magic	\$19	Dark Side	\$21
De Ja Vu	\$23	Death Bringer	\$21
Gauntlet 2	\$19	Speedball	\$21
Hostage	\$19	Total Eclipse	\$21
Indoor Sports	\$19	SSI	
Int'l Team Sports	\$19	Hintbooks Available	Call
Out Run	\$23	Battles of Napoleon	\$32
Sgt. Slaughters Mat Wars	\$19	Champions of Krynyn	\$26
Shinobi	\$19	Curse of Azure Bonds	\$26
Sports Mega Hits	\$25	D. M. Mast Asst	
Super Star Ice Hockey	\$23	1 or 2	\$21 Ea.
Super Star Soccer	\$23	Demon's Winter	\$21
Thunder Blade	\$23	Eternal Dagger	\$26
Uninvited	\$23	First Over Germany	\$32
MISC UTILITIES			
Bob's Term Pro	\$29		

SUBLOGIC		TAITO	
Flight Simulator 2	\$32	Arkanoid 2: Revenge	\$19
F.S. Scenery Disks	Call	Chase HQ	Call
Hawaii Scenery	\$19	New Zealand Story	Call
Jet	\$26	Ninja Warriors	Call
Stealth Mission	\$32	Operation Thunderbolt	Call
Thunder Chopper	\$19	Operation Wolf	\$19
Up Periscope	\$19	Qix	\$19
THUNDER MOUNTAIN		Rambo 3	\$19
Action Pack Vol. 1 or 2S14 Ea.		Rastan	\$19
THREE SIXTY		Sky Shark	\$19
Dark Castle	\$23	THUNDER MOUNTAIN	
Thud Ridge	\$23	Action Pack Vol. 1 or 2S14 Ea.	
Warlock	\$19	THREE SIXTY	
TIMWORKS		Dark Castle	\$23
Data Manager 2	\$14	Thud Ridge	\$23
Evelyn Wood Reader	\$14	Warlock	\$19
Swiftax	\$33	TIMEWORKS	
		Data Manager 2	\$14
		Evelyn Wood Reader	\$14
		Swiftax	\$33

ELECTRONIC ARTS

The arcade hit by Sega is here. Unleash your metamorphic power & battle crocodile worms, demons & other foes of the underworld.

ALTERED BEAST SDA
List \$34.95 Discount Price \$23

Speedy Delivery
Deep Discounts
Astronomical Selections

If you can't find what you're looking for in our ad, call us.


Send check or money orders to:
P.O. 111327-Dept. CG
Blawnox, PA 15238

Ask your Salesperson what's on sale this month!

USA/CANADA orders
1-800-225-7638
PA Orders 1-800-223-7784
Customer Service (412) 361-5291
Fax Order Line (412) 361-4545

- Free shipping on orders over \$100 in continental USA.
- No surcharge for VISA/MasterCard.
- Your card is not charged until we ship.
- School purchase orders accepted.

Software Discounters Of America



SynthPlayer

SynthPlayer lets you harness the power of the SID chip—the sound chip found in every 64 and 128—and channel it into your own songs. With this versatile music editor, you can create sound effects or compose full-fledged songs. Your only limitations are your imagination and the amount of memory available for notes.

Entering and editing music is quick and easy when you use *SynthPlayer's* intuitive joystick and keyboard controls. Often-used commands such as Copy, Play, Load, and Save are readily available through the function keys. Others can be accessed with the joystick or other keystrokes. To make fine-tuning easier, you can change most sound parameters—such as waveforms, filters, and the tempo—while your song plays. Best of all, you can save your completed songs as files that can be played in the background while your BASIC programs run.

Getting Started

SynthPlayer consists of two BASIC programs, *SynthPlayer Loader* and *SynthPlayer Main*, and one machine language file, *SynthPlayer ML*. To avoid typing mistakes, enter the BASIC programs using *The Automatic Proofreader*, the BASIC typing checker found elsewhere in this issue. Be sure to save both programs on the same disk. Save *SynthPlayer Main* with the filename SYNTH.BAS.

To enter *SynthPlayer ML*, you'll

Mariusz Jakubowski

*Compose a masterpiece
with this powerful
music-editing system
for the 64.*

Joystick required.

have to use *MLX*, the machine language entry program also found in this issue. The *MLX* prompts, and the values you should enter, are as follows:

Starting address: C000
Ending address: C7DF

Once you've finished entering the data for the program, save it to the disk that contains the two BASIC programs. Use the filename SYNTH.ML.

When you're ready to use *SynthPlayer*, load and run *SynthPlayer Loader*. After a short delay during which the programs are loaded and initialized, the main screen appears.

Entering and Editing

The opening screen contains two musical staves on which you enter notes. You can enter notes within a five-octave range, including the top and bottom staves (corresponding to the treble and bass clefs, respectively) and notes above and below the two. This arrangement allows you to enter songs directly from most modern sheet music with a minimum of trouble.

To enter a note, first use the joystick to move the flashing note pointer up or down the scale. As you move the pointer, each note in the chromatic scale is displayed. Sharps are taken care of automatically; if you want to enter a flat, you'll have to enter its sharp equivalent (for example, a B-flat is equivalent to an A-sharp). Once you've selected the correct pitch for the note, press the fire button. The border turns gray to indicate that the pitch is set.

Now you're ready to select the note's duration. Again, move the joystick up and down to choose. As you move the joystick, the duration indicator at the bottom of the screen changes to show the length of the note. The color of the note pointer on the staff also changes. *SynthPlayer* supports every note duration between 1/64th and double-whole notes, including dotted notes. When you're satisfied with your selection, click the fire button again to place it on the staff. Before you press the button to select the note's duration, you can press R to indicate that a rest

should be inserted instead of a note. The screen border turns red to indicate that you're entering a rest. Rests are displayed on the staff as square symbols.

As you continue to enter notes, the pointer advances to the end of the staff. When the pointer reaches the right edge of the screen, the staff scrolls to the left automatically. To move notes that have scrolled off the screen back into view, simply move the note pointer to the edge of the screen. Placing the pointer on the left edge of the screen scrolls the staff to the right, and placing it on the right scrolls the staff left. If you discover an incorrect note, you can change it by placing the note pointer over the incorrect note and following the procedure outlined above.

SynthPlayer allows you to work on only one voice at a time, and the active voice is displayed in the upper left corner of the screen. To change voices, press the 1, 2, or 3 key. When you do so, the note pointer moves to the end of any notes that you've already entered for that voice. You can move the pointer to the beginning of the notes for the current voice by pressing HOME. You can erase all the notes for the current voice by pressing SHIFT-HOME.

The amount of space available for storing notes always appears in the upper left corner of the screen beneath the current voice indicator. The number next to *Free* is the number of notes that may be entered before you run out of memory.

Commands

The command menu is displayed in the upper right corner of the main screen. You can execute any command when the screen border is black (as long as you're not entering a note). The following paragraphs explain each command.

f1 Play. Play the notes entered for all three voices. You can increase or decrease the tempo at which the notes are played by pressing the + or - key, respectively. When *SynthPlayer* reaches the end of your song, it pauses briefly and then plays it again. Press the fire button to stop the music at any time.

f2 Editor. Go to the sound-editor screen. We'll discuss the sound editor momentarily.

f3 Delete. Delete the note directly to the left of the note pointer and move the following notes up to fill the gap. Be careful when your pointer is at the left edge of the screen, because you won't be able to see the notes you delete.

f4 Insert. Open a space for an additional note beneath the note pointer. You must enter the pitch and duration for this note before continuing.

f5 Mark. Mark a group of notes to be copied with the Copy command. When you press f5, the border turns blue. Move the pointer to one end of

the section you wish to move and press the fire button. When the border turns green, move the pointer to the other end of the section and press fire again.

f6 Copy. Copy the group of notes marked with the Mark command. When you press f6, the marked segment is copied at the location of the note pointer. Note that if you make changes to the notes after they've been marked, any copies made afterward will reflect the changes. Also, if you attempt to copy the marked notes to a location between the beginning and end of the marked section, the results will be unpredictable.

f7 Load. Load a *SynthPlayer* edit file. When you press f7, *SynthPlayer* prompts you for the name of an edit file. Enter the name of the file without the EDT extension and press RETURN. When the load is completed, the note pointer is near the end of the song.

f8 Save. Save a sound file to disk. *SynthPlayer* saves the note data from all three voices, as well as the parameters from the sound editor screen, in one of two formats. The first format, edit, creates a file that can be reloaded into *SynthPlayer* and modified. The other format, object, creates a stand-alone file that can be loaded and executed but can't be loaded into *SynthPlayer*.

When you press f8, the program prompts you for a filename. Enter up to 12 characters for the name. (You're limited to 12 characters because *SynthPlayer* adds a four-character extension.) Next, it asks you to select the save format. Press E to save the music as an edit file or O to save as an object file. Edit files have an EDT extension, while object files actually occupy two files with the extensions OBJ and SND.

The Sound Editor

When you press f2 from the main screen, you enter *SynthPlayer's* sound editor. From the editor, you can fine-tune the default sounds for the SID chip's three voices or create new sounds.

As you enter the editor, the screen contains a summary of the SID chip's registers and their contents. The registers that control individual voices are listed in three columns (one for each voice) along the top of the screen. The registers that affect all three voices are displayed at the bottom of the screen.

The editor screen also contains a note pointer with which you can change the values in the SID registers. You can change most of the registers by moving the note pointer to the value, holding down the fire button, and moving the joystick up or down. Any exceptions to this rule are discussed in the register summary below. We assume that you're already somewhat familiar with the SID chip; we discuss its fea-

tures only when it's necessary to explain how to use the sound editor. If you need more information about the SID chip, the *Commodore 64 Programmer's Reference Guide*, from Bantam Books, and *Mapping the 64 and 64C and All About the Commodore 64, Volume Two*, from COMPUTE! Books are excellent references.

The first group of control registers affect individual voices.

Pulse. Sets the pulse width or duty cycle of the pulse waveform. This register can hold a value ranging from 0 to 4096. Changing the setting to a value near the center of the range results in a deeper, richer tone. Values near the ends of the range result in a tinny sound. If the value seems to change randomly when you try to set it, the SWEEP option is active. You can use the f7 key to fine-tune the setting if you can't get the exact value you want with the joystick.

Wave. Selects one of the SID chip's four waveforms: triangle, sawtooth, pulse, or noise.

Ring. Toggles ring modulation on or off. Ring modulation works only with the triangle waveform, and it replaces the triangle wave from two voices with a synthesized combination of the two. Voices 1 and 2, 1 and 3, or 2 and 3 can be combined in this manner. Ring modulation is usually used to create bell or gong sounds.

Sync. Toggles synchronization on or off. The waveforms of two notes that are an octave (12 half-steps) apart are naturally synchronized because the frequency of the higher note is exactly double that of the lower note. The SID chip's synchronization register allows you to force two waveforms to synchronize no matter what the difference in the frequencies. As with ring modulation, voices 1 and 3, 1 and 2, or 2 and 3 can be synchronized.

Attack, Decay, Sust, and Rel. Control the sound envelope for the voice. Each value can range from 0 to 15. Attack controls the amount of time taken to rise from zero volume to maximum volume, and decay controls the time taken to fall from maximum volume to sustain volume. Sustain is the volume level at which the sound plays until it's turned off. Release is the amount of time required for the sound to fall from sustain volume to zero volume after the sound is turned off.

Sweep. Not a feature of the SID chip, Sweep is an effect generated by *SynthPlayer*. It changes the pulse width of the pulse wave at the rate determined by the sweep setting. The result is a rich, animated sound. If sweep is turned on, it can have values of 0-255. This option constantly changes the pulse width, so changing it manually has little effect. >

SynthPlayer

Vibr. Another feature of *SynthPlayer*, Vibr controls the degree of vibrato (a rapid fluctuation in frequency) that the program applies to the sound. Vibrato is generally used to enrich an otherwise plain sound.

The next group of control registers affect all three voices.

Cutoff Freq. Sets the cutoff frequency for the SID chip's filters. The value can range from 0 to 2047, and its effect varies with the type of filter selected.

Resonance. Selects how much frequencies near the cutoff are attenuated or sharpened. Legal values for this register are 0-15.

Voices. Determines which voices are to be passed through the filter. To change voices, move the note pointer next to the value and then press f1 to toggle voice 1, f3 to toggle voice 2, and f3 to toggle voice 3.

Mode. Sets the filter type to be applied to the selected voices. The SID chip supports three types of filters: low-pass (full-bodied sounds), bandpass (thin, open sounds), or high-pass (tinny, buzzy sounds). You can use these filters individually or in combination. To change the filters, press f1 to toggle the low-pass filter, f3 to toggle bandpass, or f5 to toggle high-pass.

Volume. This is the overall volume level for all three voices. This value ranges from 0 to 15. (Some SID chips tend to clip at full volume, so you may need to reduce this value to produce a clear tone.)

You don't have to be familiar with all of the SID chip's options to be able to use them. Just experiment. You may stumble onto something that you like. Also, remember that you can use the sound editor to change sound parameters while your song plays.

When you're ready to return to the main screen, press the space bar.

For Programmers

SynthPlayer stores the music data in the RAM under BASIC ROM so that no memory is taken away from BASIC. If, however, your song is too long (more than 2700 notes), it won't fit in 8K of RAM. You can make room for longer songs by moving BASIC's top-of-memory pointer. For example, typing

```
POKE 55,0:POKE 56,152:POKE 152*256,0
:NEW
```

would give you an extra 2K for notes. It would also reduce BASIC program space by about 2K.

You can load and play object sound files without having *SynthPlayer* in memory. To do so, you must load the ML portion of *SynthPlayer* along with the sound files. For example, if you saved a song as an object file with the filename ETUDE, you could play it with

the following commands:

```
LOAD"SYNTH.ML",8,1
NEW
LOAD"ETUDE.OBJ",8,1
NEW
LOAD"ETUDE.SND",8,1
NEW
SYS 49152
```

Be sure to load the files in the order shown above and type NEW after each load. You can stop the music by typing SYS 50424.

As your song plays, you can control a variety of effects with POKE commands. *SynthPlayer* maintains shadow registers of the SID chip's registers at locations 50320-50344, so you must make changes in these shadow registers for them to take effect. The accompanying table contains other locations that you may want to modify.

SynthPlayer Playback Registers

Location	Effect
50320-50344	SID-chip shadow registers
50991-50993	Sweep rate for voices 1-3
50994-50996	Vibrato for voices 1-3
56501	Tempo (default value is 66)

SynthPlayer Loader

```
HQ 10 REM COPYRIGHT 1990 COMPU
TE! PUBLICATIONS, INC. -
ALL RIGHTS RESERVED
RA 20 POKE53280,0:POKE53281,0:
PRINT "{CLR}{6}":FORI=1TO
9:PRINT "{DOWN}":NEXTI
MX 30 PRINTTAB(13)"COPYRIGHT 1
990{DOWN}":PRINTTAB(6)"C
OMPUTE! PUBLICATIONS, IN
C.{DOWN}"
AA 40 PRINTTAB(10)"ALL RIGHTS
{SPACE}RESERVED"
CP 50 PRINT "{HOME}{GRN}LOADING
ML...{BLK}"
RG 60 IFF=0THENF=1:LOAD"SYNTH.
ML",8,1
HF 70 PRINT "{BLK}REM{GRN}LOAD
ING BASIC...{BLK}"
EG 80 PRINT "{2 DOWN}{BLK}POKE4
3,200:POKE44,8:POKE55,0:
POKE56,96:POKE2247,0:NEW
"
MH 90 PRINT "{2 DOWN}LOAD"+CHR$(
34)+"SYNTH.BAS"+CHR$(34
)+",8"
XC 100 PRINT "{4 DOWN}RUN{HOME}"
":FORF=631TO640:POKEF,1
3:NEXT:POKE198,10
```

SynthPlayer Main

```
HQ 10 REM COPYRIGHT 1990 COMPU
TE! PUBLICATIONS, INC. -
ALL RIGHTS RESERVED
AJ 20 IFLTHEN2350
MG 30 PRINTCHR$(14)" {GRN}{CLR}
A FEW MOMENTS PLEASE..."
CA 40 A1=24600:A2=30053:A3=355
06:SI=3271:ES=254:VL=545
3:BO=53280:MR=50931:ML=5
0949
EH 50 DIM NH(255),NL(255),SP(2
00),SF(200),DR(15),DR$(1
5),CL(15),DT(15),DL(32)
JG 60 AD=A1+4:BE=AD:SA=BE+SI:B
```

```
S=SA:PT=2040:J=56320:O=-
1:NS=1:DOT=0:DP=1045:MA=
1080
QP 70 PS=51024:SP=51057:SV=510
63:SC=51078:FS=51086:BB=
50424:LD=51159
FB 80 F=902:P=197:M=2↑(1/12):C
O=1:CS=0:SD=0:TD=50598:F
D=50595:NB=53232:MD=5057
2
AA 90 TU=50523:FU=50520:MU=504
66:ID=56501:IT=66:POKEID
,IT:POKE650,128:AB=A1+4
KJ 100 XR=782:YR=781:PR=65520
JB 110 WFS(1)=" TRI ":WFS(2)="
SAW ":WFS(4)=" PULS":W
FS(8)=" NOIS"
ER 120 SI$="{28 SPACES}":SP$="
{2 SPACES}":M$="
{6 SPACES}"
DF 130 FL=851:PF=845:F0R1=0T02
:A=BE+I*VL-4:POKEA,1:PO
KEA+1,1:POKEA+2,32
XH 140 POKEA+2,32:POKEA+3,30:P
OKEA+4,ES:IFI=1THENPOKE
A+2,0:POKEA,0
GM 150 NEXT
DR 160 FORN=1TO60
QB 170 H=INT(F/256):L=F-256*H
AC 180 NH(N)=H:NL(N)=L:SF(N)=1
1
HS 190 IFO=1THENNO=-1
FB 200 F=F*M:P=P-4
BC 210 O=O+1:IFO=1ORO=4ORO=6OR
O=9ORO=1THENP=P+4:SF(N
)=13
BQ 220 SP(N)=P:NEXT
RH 230 SP(0)=132:SF(0)=32:N=0
GS 240 FORI=1TO15:READDR(I),DR
$(I),CL(I),DT(I):NEXT:C
D=7
QP 250 DATA1,1 / 64,4,0,2,"1 /
64 {F}",4,1,3,1 / 32,2
,0,5,"1 / 32 {F}",2,1
QG 260 DATA7,1 / 16,6,0,11,"1
{SPACE} / 16 {F}",6,1,15
,1 / 8,9,0,23,"1 / 8
{F}",9,1
EB 270 DATA31,1 / 4,5,0,47,"1
{SPACE} / 4 {F}",5,1,63,
1 / 2,14,0,95,"1 / 2
{F}",14,1
AB 280 DATA127,WHOLE,3,0,191,"
WHOLE {F}",3,1,255,DOUB
LE,12,0
HJ 290 DL(11)=14:DL(13)=15:DL(
14)=14:DL(15)=15:DL(32)
=32
MJ 300 SYS50345:SYS49152:SYS50
424
SM 310 VS=49146:POKEVS,24:POKE
VS+1,96:POKEVS+2,101:PO
KEVS+3,117
AB 320 POKEVS+4,178:POKEVS+5,1
38
KE 330 V=53248:X=20:PP=32:Y=0
FG 340 FORS=3TO15STEP2
EH 350 POKEV+S-1,X+(S-2)*12:PO
KEV+S,Y
CC 360 NEXT:POKEPT,11:POKEV+1,
192:POKEV,PP:POKEV+28,0
DC 370 NC=0:UP=126:DOWN=125:LE
FT=123:RIGHT=119:O=0:BU
=110:BD=109:S=50320
XS 380 POKES+4,PEEK(S+4)AND254
:POKES+11,PEEK(S+11)AND
254:POKES+18,PEEK(S+18)
AND254
RA 390 VC=1:GOSUB2140:SYSFS:PO
KEV+21,255
XK 400 :
BJ 410 A=PEEK(J):GETK$:IFK$=""
THEN500
```

```

HE 420 K=ASC(K$):K1=K-132
FD 430 K2=VAL(K$):IFK2>0THENIF
      K2<4THEN ON K2 GOSUB107
      0,1090,1110:GOTO410
FD 440 IFK1>8ORK1<1THEN460
HB 450 ON K1 GOSUB940,1640,456
      0,2300,2800,1710,4710,2
      510:GOTO410
JH 460 IFK$="+" THENIFIT>21THE
      NIT=IT-1:POKEID,IT:GOSU
      B600:GETK$:IFK$="+"THEN
      460
DB 470 IFK$="-" THENIFIT<200TH
      ENIT=IT+1:POKEID,IT:GOSU
      UB600:GETK$:IFK$="-"THE
      N470
CB 480 IFK$="{HOME}"THENGOSUB5
      130:GOTO410
QD 490 IFK$="{CLR}"THENGOSUB51
      40:GOTO410
XG 500 IFA=127THEN410
CK 510 IF(AAND16)=0THENGOSUB62
      0:GOTO410
XK 520 IF A<>DOWN THEN560
PQ 530 IFCO>1THENCO=CO-1
XA 540 POKEV+1,SP(CO):A=SF(CO)
      :IFDT(CD)THENA=DL(A)
BJ 550 POKEPT,A:GOTO410
CJ 560 IF A<>UP THEN1240
DR 570 IFCO<60THENCO=CO+1
XD 580 POKEV+1,SP(CO):A=SF(CO)
      :IFDT(CD)THENA=DL(A)
BR 590 POKEPT,A:GOTO410
KP 600 POKEV+21,255:X=35:Y=1:V
      A=201-IT:A$="{6}"*STR$(
      VA)+SP$:GOSUB2110
PQ 610 RETURN
JS 620 POKEB,11
RF 630 IFNC>MAANDAD=BE+NC*3TH
      ENPOKEBO,0:GOTO930
PH 640 WAITJ,16
SH 650 RE=0:IFNTHENCD=N
EC 660 POKEAD+1,NL(CO):POKEAD+
      2,NH(CO):POKESA,CO:SYSB
      B
RQ 670 A=PEEK(J):GETK$
FG 680 IF(AAND16)<>0THEN720
PS 690 C=CO
GB 700 IFRTHENPOKEAD+1,0:POKE
      AD+2,0:POKESA,0:C=0
BM 710 POKEAD,DR(CD):POKESA+1,
      CD:GOTO800
EC 720 IFA=DOWNTHEIFCD>1THENC
      D=CD-1
PJ 730 IFA=UPTHEIFCD<15THENCD
      =CD+1
SD 740 IFK$="R"THENRE=1:POKEBO
      ,2
AJ 750 X=9:Y=22:A$=DR$(CD)
AF 760 A$=A$+MS:GOSUB2110
KP 770 POKEV+39,CL(CD):A=SF(CO)
      :IFDT(CD)THENA=DL(A)
SP 780 POKEPT,A
GJ 790 GOTO670
GG 800 IFLP<>7THEN820
FE 810 POKEV+NS*2,200:SYSML
MA 820 POKEV+NS*2+1,SP(C):POKE
      PT+NS,SF(C)
JG 830 IFDT(CD)ANDNOTRETHENL=P
      T+NS:POKEL,DL(PEEK(L))
SG 840 L=V+39+NS:A=CL(CD)
PH 850 POKEL,A
XD 860 IFLP=6ANDAD<BE+3*NCTHEN
      RF=1:GOSUB1250:N=CD:RF=
      0:POKEBO,0:SYSFS:GOTO92
      0
HJ 870 NS=NS+1:IFNS=8THENNS=1
XE 880 IFPP<200THENPP=PP+24
KJ 890 POKEV,PP:POKEBO,0
DH 900 N=CD:IFAD=BE+3*NCTHENNC
      =NC+1
BS 910 SYSFS:SA=SA+2:AD=AD+3:I
      FLP<7THENLP=LP+1
DC 920 X=6:Y=3:A$=STR$(MA-NC)+
      SP$+SP$:GOSUB2110:IFNRT
      HENNR=0:GOTO410
MB 930 RETURN
PJ 940 POKEBE+3*NC,ES:POKEBO,5
      :RF=1
SG 950 T=VC:FORVC=1TO3:GOSUB51
      90:NEXT:VC=T
GA 960 SYS49152
XX 970 A=PEEK(J):GETK$:RF=1:GO
      SUB1240:RF=0
RJ 980 IFK$="{F2}"THENGOSUB280
      0
FK 990 IFK$="+"THENIFIT>21THEN
      IT=IT-1:POKEID,IT:GOSUB
      600:GETK$:IFK$="+"THEN9
      90
RR 1000 IFK$="-"THENIFIT<200TH
      ENIT=IT+1:POKEID,IT:GO
      SUB600:GETK$:IFK$="-"T
      HEN1000
BG 1010 K2=VAL(K$):IFK2>0THENI
      FK2<4THEN ON K2 GOSUB1
      070,1090,1110
EA 1020 A=PEEK(J):IF(AAND16)=0
      THEN1040
QD 1030 GOTO970
FG 1040 SYSBB:SYSFS
RQ 1050 WAITJ,16:POKEBO,0
FC 1060 RETURN
QR 1070 NT(VC)=NC:POKEBE+3*NC,
      ES:VC=1:AD=A1+4:SA=AD+
      SI
RC 1080 GOTO1120
FA 1090 NT(VC)=NC:POKEBE+3*NC,
      ES:VC=2:AD=A2+4:SA=AD+
      SI
XC 1100 GOTO1120
PQ 1110 NT(VC)=NC:POKEBE+3*NC,
      ES:VC=3:AD=A3+4:SA=AD+
      SI
QX 1120 X=6:Y=1:A$=STR$(VC)
EJ 1130 GOSUB2110
CS 1140 NC=NT(VC):BE=AD:BS=SA
BX 1150 AD=AD+NT(VC)*3:SA=SA+N
      T(VC)*2
KA 1160 T=AD-BE:IFT>18THENAD=A
      D-21:SA=SA-14:GOTO1180
GC 1170 AD=BE:SA=BS
RA 1180 LP=0:GOSUB1900
CS 1190 PP=32:POKEV,PP
KS 1200 X=9:Y=22:IFNC>0THENCD=
      PEEK(SA+1):N=CD:A$=DR$(
      CD)+M$:GOTO1220
SD 1210 A$=DR$(CD)+M$
XS 1220 GOSUB2110
GR 1230 GOTO920
RB 1240 IFA<>RIGHTTHEN1460
GJ 1250 MV=BE+NC*3
EF 1260 IFAD=MVTHEN1440
JX 1270 IFLP>=6THEN1300
GM 1280 LP=LP+1:PP=PP+24:N=PEE
      K(SA+3):IFAD=MV-3THENN
      =CD
CG 1290 GOTO1390
AC 1300 IFLP=6ANDAD=MV-3THENLP
      =LP+1:PP=PP+24:N=CD:GO
      TO1390
RK 1310 SA=SA+2:NS=NS+1:IFNS=8
      THENNS=1
GX 1320 SYSML:POKEV+NS*2,176:V
      A=PEEK(SA)
QE 1330 POKEV+NS*2+1,SP(VA):N=
      PEEK(SA+1)
CX 1340 L=PT+NS:A=SF(VA):IFDT(
      N)THENA=DL(A)
QB 1350 POKEL,A
KK 1360 L=V+39+NS:A=CL(N)
CD 1370 POKEL,A
CG 1380 GOTO1400
FA 1390 SA=SA+2:NS=NS+1:IFNS=8
      THENNS=1
AC 1400 AD=AD+3
ED 1410 A$=DR$(N)+M$:X=9:Y=22:
      GOSUB2110
DB 1420 POKEV,PP
SK 1430 A=PEEK(J):IFA<>127THEN
      1240
KM 1440 IFRTHENRETURN
EG 1450 GOTO410
FK 1460 IFA<>LEFTTHEN1620
MD 1470 IFAD=BETHEN1620
GE 1480 NS=NS-1:IFNS=0THENNS=7
PK 1490 AD=AD-3:SA=SA-2:N=PEEK
      (SA+1)
EK 1500 A$=DR$(N)+M$:X=9:Y=22:
      GOSUB2110
XG 1510 IFLP>0THENLP=LP-1:PP=P
      P-24:GOTO1600
GD 1520 SYSMR
MF 1530 POKEV+NS*2,32
RK 1540 VA=PEEK(SA)
KH 1550 POKEV+NS*2+1,SP(VA)
PS 1560 L=PT+NS:A=SF(VA):IFDT(
      N)THENA=DL(A)
GS 1570 POKE L,A
GP 1580 L=V+39+NS:A=CL(N)
RB 1590 POKEL,A
BM 1600 POKEV,PP
PS 1610 A=PEEK(J):IFA<>127THEN
      1240
MH 1620 IFRTHENRETURN
FD 1630 GOTO410
MJ 1640 :
KJ 1650 IFAD=BETHENRETURN
SF 1660 IFLP>0THEN LP=LP-1:PP=
      PP-24
SC 1670 IFAD=BE+NC*3THENAD=AD-
      3:SA=SA-2:POKESA+1,CD:
      GOTO1700
DF 1680 F=AD:AD=AD-3:T=AD:L=BE
      +NC*3-AD:GOSUB2020
BE 1690 F=SA:SA=SA-2:T=SA:L=BS
      +NC*2-SA:GOSUB2020
CH 1700 NC=NC-1:POKEV,PP:GOTO1
      900
FK 1710 IFAD=BE+NC*3ORLP=7ORNC
      >=MATHEN1890
QX 1720 FORI=LPTO6
EH 1730 L=V+NS*2:POKEL,PEEK(L)
      +24
FG 1740 NS=NS+1:IFNS=8THENNS=1
BB 1750 NEXT
CQ 1760 F=AD:T=AD+3:L=BE+NC*3-
      AD
MC 1770 GOSUB2020
RD 1780 F=SA:T=SA+2:L=BS+NC*2-
      SA
QE 1790 GOSUB2020
GB 1800 A=PEEK(J):IFA=127THEN1
      800
MD 1810 IFA=UPTHEIFCO<60THENC
      O=CO+1
MG 1820 IFA=DOWNTHEIFCO>1THEN
      CO=CO-1
MP 1830 POKEV+1,SP(CO):POKEPT,
      SF(CO)
SB 1840 IF(AAND16)=0THENGOSUB6
      20:GOTO1860
RG 1850 GOTO1800
KH 1860 IFLP=7THENLP=6:PP=PP-2
      4:POKEV,PP
DA 1870 NC=NC+1:GOSUB1900
MA 1880 NS=LP+1:IFNS=8THENNS=1
XK 1890 RETURN
BQ 1900 T1=SA:T2=LP:SA=SA-2*LP
      :C=BS+2*NC:X=32
QJ 1910 FORNS=1TO7
FH 1920 IFA>=CTHENPOKESV+NS*2
      +1,0:N=CD:GOTO1980
FK 1930 VA=PEEK(SA):N=PEEK(SA+
      1):POKESV+NS*2+1,SP(VA)
      )
HA 1940 L=SC+NS:A=CL(N)
GH 1950 POKEL,A
FG 1960 L=SP+NS:A=SF(VA):IFDT(

```

SynthPlayer

```

N) THENA=DL (A)
DS 1970 POKEL,A:SA=SA+2
RJ 1980 POKESV+NS*2,X:X=X+24
SP 1990 NEXT:SYSPS
DG 2000 SA=T1:LP=T2:NS=LP+1:IF
NS=8THENNS=0
EM 2010 GOTO1200
CK 2020 HF=INT(F/256):LF=F-256
*HF
EK 2030 HT=INT(T/256):LT=T-256
*HT
XE 2040 LH=INT(L/256):LL=L-256
*LH
PX 2050 POKENB,LL:POKENB+1,LH
AJ 2060 IFF<TTHEN2090
KK 2070 POKEFD,LF:POKEFD+1,HF:
POKETD,LT:POKETD+1,HT:
SYSMD
QC 2080 RETURN
MA 2090 POKEFU,LF:POKEFU+1,HF:
POKETU,LT:POKETU+1,HT:
SYSMU
MC 2100 RETURN
BA 2110 POKE783,0:POKEXR,X:POK
EYR,Y:SYSPR
AX 2120 PRINT A$;
BE 2130 RETURN
DS 2140 POKEBO,0:POKEBO+1,0
BD 2150 PRINT "{GRN}{CLR}":SYSS
0640
QX 2160 PRINT "{HOME}"SPC(14)"
{RVS}{7} SYNTHPLAYER "
FA 2170 VA=201-IT
FH 2180 PRINT "{OFF}{7}VOICE{6}
"STR$(VC)"{"22 SPACES}
{5}TEMPO{6}"STR$(VA)
FG 2190 PRINT "{DOWN}{7}FREE
{2 SPACES}{6}"STR$(MA-
NC)
JR 2200 X=28:Y=3:A$="{3}F1{2}
{SPACE}- PLAY":GOSUB21
10
GS 2210 Y=4:A$="{3}F2{2} - EDI
TOR":GOSUB2110
EC 2220 Y=5:A$="{3}F3{2} - DEL
ETE":GOSUB2110
SH 2230 Y=6:A$="{3}F4{2} - INS
ERT":GOSUB2110
DR 2240 Y=7:A$="{3}F5{2} - MAR
K":GOSUB2110
CM 2250 Y=8:A$="{3}F6{2} - COP
Y":GOSUB2110
DB 2260 Y=9:A$="{3}F7{2} - LOA
D":GOSUB2110
HH 2270 Y=10:A$="{3}F8{2} - SA
VE":GOSUB2110
KX 2280 Y=22:X=0:A$="{5}DURATI
ON "+"{6}"+DR$(CD):GOS
UB2110
EB 2290 RETURN
AS 2300 SYSBB:IT=66:POKEID,IT:
X=0:Y=20:A$="{GRN}LOAD
:FILENAME":GOSUB2110:
F$="":K$=F$
QM 2310 POKEV+21,0:INPUTF$:IFL
EN(F$)>12THEN2300
DR 2320 PRINT "{6}":IFLEN(F$)=0
THENNA$=S1$+SP$:GOSUB21
10:SYSPS:GOTO600
GR 2330 GOSUB5210:IFETHENF$="
:GOTO2540
QH 2340 LF=1:LOADF$+".EDT",8,1
BG 2350 LF=0
MX 2360 SL=A1-2
SX 2370 T=50320:F=PEEK(SL)+256
*PEEK(SL+1):L=24:GOSUB
2020:SL=SL-2
XQ 2380 T=A3+SI+4:GOSUB2480:NT
(3)=L/2:IFL>0THENGOSUB
2020
EQ 2390 T=A3:GOSUB2480:GOSUB20
20
KS 2400 T=A2+SI+4:GOSUB2480:NT
(2)=L/2:IFL>0THENGOSUB
2020
CX 2410 T=A2:GOSUB2480:GOSUB20
20
XB 2420 T=A1+SI+4:GOSUB2480:NT
(1)=L/2:IFL>0THENGOSUB
2020
HJ 2430 NC=NT(VC):ON VC GOSUB1
070,1090,1110
PD 2440 POKEA1+4+NT(1)*3,ES:PO
KEA2+4+NT(2)*3,ES:POKE
A3+4+NT(3)*3,ES
BX 2450 X=0:Y=20:A$=S1$:GOSUB2
110:SYSPS:GOSUB600
QQ 2460 IFRFTHEN920
FF 2470 NR=1:GOTO920
PE 2480 L=PEEK(SL)+256*PEEK(SL
+1):SL=SL-2
EF 2490 F=PEEK(SL)+256*PEEK(SL
+1):SL=SL-2
DR 2500 RETURN
GE 2510 POKEV+21,0:SYSBB:IT=66
:POKEID,IT:X=0:Y=20:A$
="{GRN}SAVE:FILENAME"
:GOSUB2110
DA 2520 NT(VC)=NC:F$=""
QK 2530 INPUTF$:IFLEN(F$)>12TH
EN2510
RS 2540 IFLEN(F$)=0THENNA$=S1$+
SP$:GOSUB2110:SYSPS:GO
TO600
MX 2550 PRINT"FORMAT: {RVS}E
{OFF}DIT FILE OR {RVS}
O{OFF}BJECT FILE{6}"
FH 2560 GETK$:IFK$="E"THEN2590
JM 2570 IFK$="O"THEN4800
DG 2580 GOTO2560
FH 2590 GOSUB5210:IFETHEN5100
BA 2600 SL=A1-22:F=A1+SI+4:T=A
1+4+NT(1)*3
PE 2610 L=NT(1)*2:GOSUB2770:IF
L>0THENGOSUB2020
XM 2620 F=A2:T=T+L
XD 2630 L=NT(2)*3+4:GOSUB2770:
IFL>0THENGOSUB2020
GC 2640 F=A2+SI+4:T=T+L
KA 2650 L=NT(2)*2:GOSUB2770:IF
L>0THENGOSUB2020
DS 2660 F=A3:T=T+L
KH 2670 L=NT(3)*3+4:GOSUB2770:
IFL>0THENGOSUB2020
CG 2680 F=A3+SI+4:T=T+L
QQ 2690 L=NT(3)*2:GOSUB2770:IF
L>0THENGOSUB2020
PD 2700 F=50320:T=T+L:L=25:GOS
UB2020
QF 2710 HI=INT(T/256):LO=T-256
*HI:POKESL,LO:POKESL+1
,HI
SB 2720 SYS50873,F$+".EDT",8,A
1-22,T+L+2
SH 2730 RF=1:GOSUB2360:RF=0
CP 2740 X=0:Y=20:A$=S1$:GOSUB2
110:Y=Y+1
GS 2750 A$=S1$+SP$+SP$+SP$:GOS
UB2110
GS 2760 SYSPS:GOTO600
HB 2770 HI=INT(T/256):LO=T-256
*HI:POKE SL,LO:SL=SL+1
:POKE SL,HI:SL=SL+1
DB 2780 HI=INT(L/256):LO=L-256
*HI:POKE SL,LO:SL=SL+1
:POKE SL,HI:SL=SL+1
AB 2790 RETURN
ES 2800 POKEV+21,0:S=50320
EP 2810 PRINT "{CLR}"TAB(13)"
{7}SOUND EDITOR"
AX 2820 PRINTTAB(13)"{12 T}"
QR 2830 PRINT "{CYN}{2 SPACES}V
OICE 1{6 SPACES}VOIC
E 3{7}":FORI=1TO37:PRI
NT "{T}";:NEXT
PM 2840 PRINT:PRINT "{GRN}PULSE
{8 SPACES}PULSE
{8 SPACES}PULSE"
HA 2850 PRINT "WAVE{9 SPACES}W
AVE{9 SPACES}WAVE"
AK 2860 PRINT "{BLU}RING
{9 SPACES}RING"
CB 2870 PRINT "SYNC{9 SPACES}S
YNC{9 SPACES}SYNC"
CC 2880 PRINT "{7}ATTACK
{7 SPACES}ATTACK
{7 SPACES}ATTACK"
EG 2890 PRINT "DECAY{8 SPACES}
DECAY{8 SPACES}DECAY"
GR 2900 PRINT "SUST{9 SPACES}S
UST{9 SPACES}SUST"
JF 2910 PRINT "REL{10 SPACES}R
EL{10 SPACES}REL"
JX 2920 PRINT "{2}SWEEP
{8 SPACES}SWEEP
{8 SPACES}SWEEP"
GE 2930 PRINT "VIBR{9 SPACES}V
IBR{9 SPACES}VIBR
{DOWN}"
HQ 2940 PRINT "{CYN}FILTER":PRI
NT "{7}{6 T}"
KH 2950 PRINT "{RED}CUTOFF FREQ
"
CC 2960 PRINT "RESONANCE"
QC 2970 PRINT "VOICES"
ED 2980 PRINT "MODE"
KC 2990 PRINT "{3}VOLUME{8}"
BR 3000 X=6:Y=4
GG 3010 FOR I=0 TO 2
SE 3020 A=PEEK(S+2)+256*PEEK(S
+3):A$=STR$(A):GOSUB21
10:Y=Y+1
KQ 3030 A=INT(PEEK(S+4)/16):A$
=WF$(A):GOSUB2110:Y=Y+
1
HH 3040 A=PEEK(S+4) AND 4:A$="
OFF":IF A THEN A$=" O
N"
BR 3050 GOSUB2110:Y=Y+1
DE 3060 A=PEEK(S+4) AND 2:A$="
OFF":IF A THEN A$=" O
N"
JD 3070 GOSUB2110:Y=Y+1
SF 3080 A$=STR$(INT(PEEK(S+5)/
16)):GOSUB2110:Y=Y+1
HJ 3090 A$=STR$(PEEK(S+5) AND
{SPACE}15):GOSUB2110:Y
=Y+1
EG 3100 A$=STR$(INT(PEEK(S+6)/
16)):GOSUB2110:Y=Y+1
KH 3110 A$=STR$(PEEK(S+6) AND
{SPACE}15):GOSUB2110:Y
=Y+1
JE 3120 A=AB+I*VL-4:IFPEEK(A)=
0THENNA$=" OFF":GOSUB21
10:GOTO3140
PS 3130 A$=STR$(PEEK(A+2)):GOS
UB2110
PD 3140 Y=Y+1:A=A+1:IFPEEK(A)=
0THENNA$=" OFF":GOSUB21
10:GOTO3160
BA 3150 A$=STR$(PEEK(A+2)):GOS
UB2110
GA 3160 Y=4:X=X+13:S=S+7
SK 3170 NEXT
HE 3180 X=11:Y=17:S=50320
FF 3190 A=PEEK(S+21)+8*PEEK(S+
22):A$=STR$(A):GOSUB21
10:Y=Y+1
PG 3200 A$=STR$(INT(PEEK(S+23)
/16)):GOSUB2110:Y=Y+1
PH 3210 A=PEEK(S+23) AND 15:A$
=""
EQ 3220 IF A AND 1 THENA$=" 1"
AX 3230 IF A AND 2 THENA$=A$+
" 2"

```

```

PJ 3240 IF A AND 4 THENA$=A$+"
3"
HD 3250 IF A AND 8 THENA$=A$+"
EXTERNAL"
FE 3260 IF A=0 THENA$=" NONE"
HH 3270 GOSUB2110:Y=Y+1:IFRPTH
EN Y=Y-1:RETURN
FG 3280 A=INT(PEEK(S+24)/16):A
S$=""
DG 3290 IF A AND 1 THENA$=" LO
W-PASS"
SC 3300 IF A AND 2 THENA$=A$+"
BANDPASS"
QJ 3310 IF A AND 4 THENA$=A$+"
HIGH-PASS"
DH 3320 IF A=0 THENA$=" NONE"
FC 3330 GOSUB2110:Y=Y+1:IFRPTH
EN Y=Y-1:RETURN
AJ 3340 A$=STR$(PEEK(S+24) AND
15):GOSUB2110
HF 3350 XP=112:YP=68:X=6:Y=4:R
C=1:POKEV+21,1:VN=0
HG 3360 POKEV+1,YP:XL=XP:XH=XP
AND 256:POKEV+16,0:IF
XH THEN POKE V+16,1:X
L=XP-256
XQ 3370 POKE V,XL:POKE V+1,YP
HD 3380 A=PEEK(J):GET K$:IF K$
<>" " THEN3400
CR 3390 GOSUB2150:POKEV,PP:POK
EV+1,SP(CO):POKEV+21,2
55:POKEV+16,0:RETURN
AQ 3400 IF (A AND 16)<>0 THEN
{SPACE}IF K$=" " THEN3
430
CM 3410 IF RC<8 THEN ON RC GOS
UB3580,3670,3750,3790,
3830,3910,3990:GOTO338
0
RA 3420 ON RC-7 GOSUB4020,4050
,4130,4160,4250,4330,4
430,4530:GOTO3380
KD 3430 IFA<>UP THEN3470
FR 3440 IFRC=1 THEN3380
MA 3450 IFRC=11 THEN XP=112+VN
*104:X=6+13*VN:RC=RC-1
:Y=Y-4:YP=YP-32:GOTO33
60
PP 3460 RC=RC-1:Y=Y-1:YP=YP-8:
GOTO3360
MG 3470 IF A<>DOWN THEN3510
AG 3480 IF RC=15 THEN3380
FH 3490 IF RC=10 THEN XP=186:X
=11:RC=RC+1:Y=Y+4:YP=Y
P+32:GOTO3360
AH 3500 RC=RC+1:Y=Y+1:YP=YP+8:
GOTO3360
PA 3510 IF A<>RIGHT THEN3540
FR 3520 IF VN=2 OR RC>10 THEN3
380
MD 3530 VN=VN+1:XP=XP+104:X=X+
13:GOTO3360
FH 3540 IF A<>LEFT THEN3570
AQ 3550 IF VN=0 OR RC>10 THEN3
380
JM 3560 VN=VN-1:XP=XP-104:X=X-
13:GOTO3360
GE 3570 GOTO3380
CQ 3580 L=S+VN*7+2
JJ 3590 Q=PEEK(L)+256*PEEK(L+1
)
QA 3600 IF A=BU THEN IF Q<4076
THEN Q=Q+20
BF 3610 IF A=BD THEN IF Q>20 T
HEN Q=Q-20
GS 3620 IF K$="{F7}" THEN IF Q
<4095 THEN Q=Q+1
KH 3630 HI=INT(Q/256):LO=Q-256
*HI:POKE L,LO:POKE L+1
,HI
XQ 3640 A$=STR$(Q)+SP$:GOSUB21
10
JX 3650 A=PEEK(J):IF (A AND 16
) <> 0 THEN RETURN
XA 4160 L=S+21:Q=PEEK(L)+8*PEE
K(L+1)
RS 4170 IF A=BU THEN IF Q<2028
THEN Q=Q+20
CK 4180 IF A=BD THEN IF Q>20 T
HEN Q=Q-20
BX 4190 IF K$="{F7}" THEN IF Q
<2047 THEN Q=Q+1
CG 4200 HI=INT(Q/8):LO=Q-8*HI
XB 4210 POKE L,LO:POKE L+1,HI
GM 4220 A$=STR$(Q)+SP$:GOSUB21
10
DM 4230 A=PEEK(J):IF (A AND 16
) <> 0 THEN RETURN
CQ 4240 GOTO4170
GP 4250 L=S+23:Q=INT(PEEK(L)/1
6)
MR 4260 IF A=BU THEN Q=Q+1:IF
{SPACE}Q=16 THEN Q=0
KX 4270 IF A=BD THEN Q=Q-1:IF
{SPACE}Q<0 THEN Q=15
RF 4280 POKE L,PEEK(L) AND 15
QX 4290 POKE L,PEEK(L) OR 16*Q
BF 4300 A$=STR$(Q)+SP$:GOSUB21
10
XH 4310 A=PEEK(J):IF (A AND 16
) <> 0 THEN RETURN
JA 4320 GOTO4260
AK 4330 L=S+23:Q=PEEK(L) AND 1
5
QP 4340 FOR I=0 TO 3
KD 4350 Q1=Q OR 2↑I:K1$=CHR$(1
33+I):IF K$=K1$ THEN I
F Q<>Q1 THEN Q=Q1:GOTO
4370
BX 4360 IF K$=K1$ THEN Q=Q AND
(255-2↑I)
DR 4370 NEXT I
EK 4380 POKE L,PEEK(L) AND 240
HH 4390 POKE L,PEEK(L) OR Q
QH 4400 A$=S1$:GOSUB2110
ED 4410 RF=1:GOSUB3210:RF=0
BH 4420 RETURN
PX 4430 L=S+24:Q=INT(PEEK(L)/1
6)
FQ 4440 FOR I=0 TO 2
QF 4450 Q1=Q OR 2↑I:K1$=CHR$(1
33+I):IF K$=K1$ THEN I
F Q<>Q1 THEN Q=Q1:GOTO
4470
HF 4460 IF K$=K1$ THEN Q=Q AND
(255-2↑I)
MC 4470 NEXT I
BK 4480 POKE L,PEEK(L) AND 15
DC 4490 POKE L,PEEK(L) OR 16*Q
GS 4500 A$=S1$:GOSUB2110
JG 4510 RF=1:GOSUB3280:RF=0
HK 4520 RETURN
XE 4530 L=S+24:Q=PEEK(S+24) AN
D 15
QE 4540 GOSUB3920
QX 4550 RETURN
PS 4560 POKEBO,6:RF=1
FC 4570 GOSUB1240:GETK$:IFK$="
{HOME}"THENGOSUB5130
AQ 4580 K2=VAL(K$):IFK2=VCTHEN
ON K2 GOSUB1070,1090,
1110
GQ 4590 A=PEEK(J):IF(AAND16)<>
0THEN4570
XK 4600 M1=AD:R1=SA:POKEBO,5
GS 4610 WAITJ,16
JA 4620 GOSUB1240:GETK$:IFK$="
{HOME}"THENGOSUB5130
EC 4630 K2=VAL(K$):IFK2=VCTHEN
ON K2 GOSUB1070,1090,
1110
PF 4640 A=PEEK(J):IF(AAND16)<>
0THEN4620
XH 4650 M2=AD:R2=SA:IFM2>M1THE
N4680
AS 4660 T=M1:M1=M2:M2=T
GR 4670 T=R1:R1=R2:R2=T

```

SynthPlayer

```

GS 4680 M2=M2+3:R2=R2+2:IFM2=B
E+NC*3+3THENM2=M2-3:R2
=R2-2
AA 4690 LM=M2-M1:LR=R2-R1
CS 4700 WAITJ,16:POKEBO,0:RF=0
:RETURN
FP 4710 POKEBO,6:MV=BE+NC*3:PV
=AD+LM:NA=(PV-MV)/3:IF
NC+NA>MAORM1=M2THEN479
0
JP 4720 F=M1:T=AD:L=LM:GOSUB20
20
CJ 4730 F=R1:T=SA:L=LR:GOSUB20
20
HM 4740 IFPV>MVTHENNC=NC+NA
RQ 4750 IFLP=7THENLP=6:PP=PP-2
4:POKEV,PP
RA 4760 GOSUB1900
PP 4770 NT(VC)=NC
HG 4780 RF=1:GOSUB2440:RF=0
RB 4790 POKEBO,0:GOTO920
JC 4800 SYSBB:CLOSE15:OPEN15,8
,15,"I0":FORI=1TO500:N
EXT
KM 4810 GOSUB5210:IFETHEN5100
CH 4820 TP=49151:BM=TP-(NT(1)+
NT(2)+NT(3))*3-26
BM 4830 H1=INT(BM/256):L1=BM-2
56*H1
JD 4840 OPEN2,8,8,F$+".OBJ,P,W
":GOSUB5090:IFETHEN600
HA 4850 PRINT#2,CHR$(L1);CHR$(
H1);
GF 4860 FORI=ALTOAL+NT(1)*3+3
PQ 4870 PRINT#2,CHR$(PEEK(I));
JC 4880 IFSTTHEN5090
KB 4890 BM=BM+1:B=B+1:POKEBO,B
:IFB=15THENB=0
HA 4900 NEXT:PRINT#2,CHR$(254)
;:BM=BM+1
PC 4910 H2=INT(BM/256):L2=BM-2
56*H2
GD 4920 FORI=A2TOA2+NT(2)*3+3
FJ 4930 PRINT#2,CHR$(PEEK(I));
MH 4940 IFSTTHEN5090
MQ 4950 BM=BM+1:B=B+1:POKEBO,B
:IFB=15THENB=0
KE 4960 NEXT:PRINT#2,CHR$(254)
;:BM=BM+1
CP 4970 H3=INT(BM/256):L3=BM-2
56*H3
CP 4980 FOR I=A3 TO A3+NT(3)*3
+3
ME 4990 PRINT#2,CHR$(PEEK(I));
PF 5000 IFSTTHEN5090
BC 5010 B=B+1:POKEBO,B:IFB=15T
HENB=0
HF 5020 NEXT:PRINT#2,CHR$(254)
;
BP 5030 FORI=1TO6:PRINT#2,CHR$(
1);:NEXT
SH 5040 PRINT#2,CHR$(L1)CHR$(H
1)CHR$(L2)CHR$(H2)CHR$(
L3)CHR$(H3);
GQ 5050 CLOSE2
EM 5060 SYS50873,F$+".SND",8,5
0320,50344
GC 5070 X=0:Y=20:A$=S1$+SP$+SP
$:GOSUB2110:Y=21:GOSUB
2110
MD 5080 CLOSE15:POKEBO,0:SYSFS
:GOTO600
EK 5090 INPUT#15,E,E$:IFRFTHEN
RETURN
HR 5100 IFETHENCLOSE2:X=0:Y=20
:A$="ERROR - "+E$+M$:G
OSUB2110
KE 5110 IFETHENPOKE198,0:WAIT1
98,1:GOTO5070
DC 5120 RETURN
RQ 5130 AD=BE:SA=BS:LP=0:PP=32
:POKEV,PP:GOSUB1900:GO
TOL200

```

```

MJ 5140 X=0:Y=20:A$="CLEAR THI
S VOICE: ARE YOU SURE?
":GOSUB2110
AF 5150 GETK$:IFK$=""THEN5150
EH 5160 IFK$<"Y"THEN5180
GM 5170 AD=BE:SA=BS:LP=0:PP=32
:POKEV,PP:NT(VC)=0:NC=
0:GOSUB1900
BK 5180 X=0:Y=20:A$=S1$+SP$+SP
$:GOSUB2110:POKEAD+4,E
S
AP 5190 S=50320:A=S+(VC-1)*7+4
:POKEA,PEEK(A)AND254
PB 5200 GOTO920
FM 5210 CLOSE15:OPEN15,8,15
MF 5220 IFK$="E"THENOPEN2,8,2,
F$+".EDT":INPUT#15,E,E
$
MX 5230 IFE=0THENE=1:E$="FILE
{SPACE}EXISTS"
FR 5240 IFE=62THENE=0
KQ 5250 IFK$=""THENOPEN2,8,2,F
$+".EDT":GOSUB5090:GOT
O5310
XJ 5260 IFK$<"O"THEN5310
HC 5270 OPEN2,8,2,F$+".OBJ":IN
PUT#15,E,E$:IFE=0THENE
=1:E$="FILE EXISTS":GO
TO5310
JB 5280 IFE=62THENE=0
XJ 5290 OPEN3,8,2,F$+".SND":IN
PUT#15,E,E$:CLOSE3:IFE
=0THENE=1:E$="FILE EXI
STS"
MB 5300 IFE=62THENE=0
RR 5310 CLOSE2:RETURN

```

SynthPlayer ML

```

C000:78 A9 00 A2 00 9D 00 D4 9D
C008:E8 E0 19 90 F8 A9 35 85 C0
C010:01 AD FA BF 85 FB AD FB 4C
C018:BF 85 FC AD FC BF 85 FD 45
C020:AD FD BF 85 FE AD FE BF B4
C028:85 F7 AD FF BF 85 F8 A0 C6
C030:00 B1 FB 8D 35 C7 C8 B1 82
C038:FB 8D 38 C7 C8 B1 FB 8D 31
C040:2F C7 C8 B1 FB 8D 32 C7 C1
C048:A0 00 B1 FD 8D 36 C7 C8 CD
C050:B1 FD 8D 39 C7 C8 B1 FD 32
C058:8D 30 C7 C8 B1 FD 8D 33 06
C060:C7 A0 00 B1 F7 8D 37 C7 35
C068:C8 B1 F7 8D 3A C7 C8 B1 C6
C070:F7 8D 31 C7 C8 B1 F7 8D 7E
C078:34 C7 18 A5 FB 69 04 85 76
C080:FB 8D F4 BF A5 FC 69 00 F1
C088:85 FC 8D F5 BF 18 A5 FD C4
C090:69 04 85 FD 8D F6 BF A5 C5
C098:FE 69 00 85 FE 8D F7 BF 2A
C0A0:18 A5 F7 69 04 85 F7 8D E0
C0A8:F8 BF A5 F8 69 00 85 F8 2A
C0B0:8D F9 BF A9 01 8D 20 C7 50
C0B8:8D 21 C7 8D 22 C7 8D 23 89
C0C0:C7 8D 24 C7 8D 25 C7 8D A8
C0C8:2C C7 8D 2D C7 8D 2E C7 6F
C0D0:8D 29 C7 8D 2A C7 8D 2B EB
C0D8:C7 8D 3B C7 8D 3C C7 8D FF
C0E0:3D C7 A9 03 8D 26 C7 8D 7A
C0E8:27 C7 8D 28 C7 A9 FD 8D 92
C0F0:14 03 A9 C0 8D 15 03 A9 EE
C0F8:37 85 01 58 60 A9 35 85 B6
C100:01 CE 20 C7 AD 20 C7 D0 86
C108:79 AD 29 C7 49 01 8D 29 E7
C110:C7 AD 29 C7 F0 15 AD 94 50
C118:C4 29 FE 8D 94 C4 A9 01 0D
C120:8D 20 C7 A0 00 B1 FB C9 FD
C128:FE D0 57 A0 00 B1 FB C9 DC
C130:FE D0 1F AD F4 BF 85 FB D3
C138:AD F5 BF 85 FC A9 78 8D 6D
C140:20 C7 A9 01 8D 29 C7 AD 59
C148:3B C7 D0 03 4C 0A 5 4C 08
C150:F2 C1 8D 20 C7 C8 B1 FB F9
C158:F0 1B 8D 90 C4 C8 B1 FB 7E
C160:8D 91 C4 AD 94 C4 09 01 4D

```

```

C168:8D 94 C4 A9 03 8D 26 C7 6D
C170:A9 01 8D 23 C7 18 A5 FB D2
C178:69 03 85 FB A5 FC 69 00 D5
C180:85 FC AD 35 C7 F0 44 AD 47
C188:2C C7 F0 21 18 AD 92 C4 A5
C190:6D 2F C7 8D 92 C4 AD 93 FE
C198:C4 69 00 8D 93 C4 C9 0F 04
C1A0:90 29 AD 2C C7 49 01 8D 22
C1A8:2C C7 4C CB C1 38 AD 92 57
C1B0:C4 ED 2F C7 8D 92 C4 AD 62
C1B8:93 C4 E9 00 8D 93 C4 C9 82
C1C0:01 B0 08 AD 2C C7 49 01 E0
C1C8:8D 2C C7 AD 38 C7 F0 5A 0F
C1D0:AD 23 C7 F0 2C 18 AD 90 A9
C1D8:C4 6D 32 C7 8D 90 C4 AD C2
C1E0:91 C4 69 00 8D 91 C4 EE B6
C1E8:26 C7 AD 26 C7 C9 06 90 8B
C1F0:39 AD 23 C7 49 01 8D 23 E9
C1F8:C7 A9 00 8D 26 C7 4C 2A B6
C200:C2 38 AD 90 C4 ED 32 C7 BD
C208:8D 90 C4 AD 91 C4 E9 00 5F
C210:8D 91 C4 EE 26 C7 AD 26 1A
C218:C7 C9 06 90 0D AD 23 C7 EA
C220:49 01 8D 23 C7 A9 00 8D E0
C228:26 C7 CE 21 C7 AD 21 C7 9D
C230:D0 79 AD 2A C7 49 01 8D C7
C238:2A C7 AD 2A C7 F0 15 AD F6
C240:9B C4 29 FE 8D 9B C4 A9 E7
C248:01 8D 21 C7 A0 00 B1 FD B8
C250:C9 FE D0 57 A0 00 B1 FD 70
C258:C9 FE D0 1F AD F6 BF 85 DC
C260:FD AD F7 BF 85 FE A9 78 3F
C268:8D 21 C7 A9 01 8D 2A C7 EA
C270:AD 3C C7 D0 03 4C 0A C5 05
C278:4C AB C2 8D 21 C7 C8 B1 AB
C280:FD F0 1B 8D 97 C4 C8 B1 90
C288:FD 8D 98 C4 AD 9B C4 09 3E
C290:01 8D 9B C4 A9 03 8D 27 55
C298:C7 A9 01 8D 24 C7 18 A5 7B
C2A0:FD 69 03 85 FD A5 FE 69 26
C2A8:00 85 FE AD 39 C7 F0 5A 6F
C2B0:AD 24 C7 F0 2C 18 AD 97 D2
C2B8:C4 6D 33 C7 8D 97 C4 AD E0
C2C0:98 C4 69 00 8D 98 C4 EE 38
C2C8:27 C7 AD 27 C7 C9 06 90 FD
C2D0:39 AD 24 C7 49 01 8D 24 EC
C2D8:C7 A9 00 8D 27 C7 4C 0A 80
C2E0:C3 38 AD 97 C4 ED 33 C7 91
C2E8:8D 97 C4 AD 98 C4 E9 00 3A
C2F0:8D 98 C4 EE 27 C7 AD 27 C5
C2F8:C7 C9 06 90 0D AD 24 C7 CD
C300:49 01 8D 24 C7 A9 00 8D D2
C308:27 C7 AD 36 C7 F0 44 AD 66
C310:2D C7 F0 21 18 AD 99 C4 BF
C318:6D 30 C7 8D 99 C4 AD 9A 0A
C320:C4 69 00 8D 9A C4 C9 0F C7
C328:90 29 AD 2D C7 49 01 8D BD
C330:2D C7 4C 53 C3 38 AD 99 F2
C338:C4 ED 30 C7 8D 99 C4 AD 2A
C340:9A C4 E9 00 8D 9A C4 C9 AD
C348:01 B0 08 AD 2D C7 49 01 74
C350:8D 2D C7 CE 22 C7 AD 22 7D
C358:C7 D0 79 AD 2B C7 49 01 0E
C360:8D 2B C7 AD 2B C7 F0 15 BC
C368:AD A2 C4 29 FE 8D A2 C4 D2
C370:A9 01 8D 22 C7 A0 00 B1 53
C378:F7 C9 FE D0 57 A0 00 B1 4A
C380:F7 C9 FE D0 1F AD F8 BF C4
C388:85 F7 AD F9 BF 85 F8 A9 D5
C390:78 8D 22 C7 A9 01 8D 2B 10
C398:C7 AD 3D C7 D0 03 4C 0A C8
C3A0:C5 4C D4 C3 8D 22 C7 C8 42
C3A8:B1 F7 F0 1B 8D 9E C4 C8 10
C3B0:B1 F7 8D 9F C4 AD A2 C4 A1
C3B8:09 01 8D A2 C4 A9 03 8D 41
C3C0:28 C7 A9 01 8D 25 C7 18 3C
C3C8:A5 F7 69 03 85 F7 A5 F8 CE
C3D0:69 00 85 F8 AD 37 C7 F0 18
C3D8:44 AD 2E C7 F0 21 18 AD 1A
C3E0:A0 C4 6D 31 C7 8D A0 C4 25
C3E8:AD A1 C4 69 00 8D A1 C4 1D
C3F0:C9 0F 90 29 AD 2E C7 49 C4
C3F8:01 8D 2E C7 4C 1D C4 38 3F
C400:AD A0 C4 ED 31 C7 8D A0 64
C408:C4 AD A1 C4 E9 00 8D A1 EB

```


C410:C4 C9 01 B0 08 AD 2E C7 B4
 C418:49 01 8D 2E C7 AD 3A C7 4C
 C420:F0 5A AD 25 C7 F0 2C 18 33
 C428:AD 9E C4 6D 34 C7 8D 9E 1A
 C430:C4 AD 9F C4 69 00 8D 9F CD
 C438:C4 EE 28 C7 AD 28 C7 C9 CB
 C440:06 90 39 AD 25 C7 49 01 CE
 C448:8D 25 C7 A9 00 8D 28 C7 C3
 C450:4C 7C C4 38 AD 9E C4 ED 9A
 C458:34 C7 8D 9E C4 AD 9F C4 6A
 C460:E9 00 8D 9F C4 EE 28 C7 84
 C468:AD 28 C7 C9 06 90 0D AD A2
 C470:25 C7 49 01 8D 25 C7 A9 F1
 C478:00 8D 28 C7 A2 00 BD 90 08
 C480:C4 9D 00 D4 E8 00 19 90 AE
 C488:F5 A9 37 85 01 4C 31 EA 3D
 C490:4E 1C 40 0D 41 35 CC 18 B1
 C498:26 FF 07 40 35 CC CF 22 8B
 C4A0:20 0E 40 35 CC 03 7D F0 77
 C4A8:2F A2 00 BD F8 C5 9D C0 29
 C4B0:02 9D 80 03 E8 E0 40 90 BE
 C4B8:F2 A2 00 BD 38 C6 9D 40 98
 C4C0:03 9D C0 03 E8 E0 40 90 57
 C4C8:F2 AD BE 03 09 F0 8D BE 9D
 C4D0:03 8D FE 03 AD BB 03 09 BA
 C4D8:0F 8D BB 03 8D FB 03 AD 05
 C4E0:B8 03 09 0F 8D B8 03 8D 7C
 C4E8:F8 03 A2 00 BD 78 C6 9D FE
 C4F0:00 08 E8 E0 40 90 F5 60 38
 C4F8:78 A9 31 8D 14 03 A9 EA 13
 C500:8D 15 03 A9 00 8D 18 D4 CD
 C508:58 60 78 A9 31 8D 14 03 6C
 C510:A9 EA 8D 15 03 A9 00 8D 7A
 C518:18 D4 A9 37 85 01 58 4C BA
 C520:31 EA 78 18 AD 58 C5 8D 77
 C528:F2 CF AD 59 C5 8D F3 CF 88
 C530:AD 58 C5 6D F0 CF 8D 58 72
 C538:C5 AD 59 C5 6D F1 CF 8D F9
 C540:59 C5 18 AD 5B C5 6D F0 85
 C548:CF 8D 5B C5 AD 5C C5 6D BE
 C550:F1 CF 8D 5C C5 A2 00 BD B6
 C558:9E 82 9D A0 82 AD 58 C5 D2
 C560:CD F2 CF D0 0A AD 59 C5 16
 C568:CD F3 CF D0 02 58 60 CE DF
 C570:58 C5 AD 58 C5 C9 FF D0 FA
 C578:03 CE 59 C5 CE 5B C5 AD DD
 C580:5B C5 C9 FF D0 CF CE 5C 24
 C588:C5 4C 55 C5 18 AD A3 C5 95
 C590:6D F0 CF D0 F4 CF AD A4 C8
 C598:05 6D F1 CF 8D F5 CF 78 F9
 C5A0:A2 00 BD AA 82 9D 5D 6D 92
 C5A8:EE A3 C5 AD A3 C5 D0 03 01
 C5B0:EE A4 C5 EE A6 C5 AD A6 D2
 C5B8:C5 D0 03 EE A7 C5 AD A3 FD
 C5C0:C5 CD F4 CF D0 DA AD A4 30
 C5C8:C5 CD F5 CF D0 D2 58 60 49
 C5D0:A9 64 A2 00 9D F0 04 9D F4
 C5D8:18 05 9D 40 05 9D 68 05 DD
 C5E0:9D 90 05 9D E0 05 9D 08 38
 C5E8:06 9D 30 06 9D E0 06 9D 3D
 C5F0:80 06 E8 E0 19 D0 DD 60 91
 C5F8:00 00 00 00 00 00 00 84
 C600:C0 00 00 00 00 00 00 DD
 C608:00 F8 00 00 D8 00 00 D8 73
 C610:00 00 D8 00 00 CC 00 00 EB
 C618:CC 00 00 CC 00 00 CC 01 B3
 C620:FC C0 0F FF C0 1F FF C0 81
 C628:3F FF C0 1F FF 80 0F FF 7F
 C630:00 01 FC 00 00 00 00 00 9D
 C638:00 00 00 00 00 18 60 56
 C640:C0 18 60 E0 7F F8 F0 18 28
 C648:60 F8 18 60 D8 18 60 D8 0E
 C650:7F F8 D8 18 60 CC 18 60 3F
 C658:CC 00 00 CC 00 00 CC 01 B3
 C660:FC C0 0F FF C0 1F FF C0 B1
 C668:3F FF C0 1F FF 80 0F FF CF
 C670:00 01 FC 00 00 00 00 00 DD
 C678:00 00 00 00 00 00 00 06
 C680:00 00 00 00 00 00 00 0E
 C688:00 00 00 00 00 3F FF F8 0C
 C690:3F FF FC 3F FF FA 3F FF BB
 C698:FD 3F FF FA 3F FF FD 3F D9
 C6A0:FF FA 3F FF FD 3F FF FA BC
 C6A8:3F FF FD 3F FF FA 3F FF F3
 C6B0:FD 0A AA AA 05 55 55 00 E7
 C6B8:00 20 FD AE 20 9E AD 20 EF
 C6C0:82 B7 A6 22 A4 23 20 BD 24
 C6C8:FF 20 9B B7 A9 02 A8 20 14
 C6D0:BA FF 20 E9 C6 A5 14 85 D8
 C6D8:FB A5 15 85 FC 20 E9 C6 CB
 C6E0:A6 14 A4 15 A9 F0 4C D8 5B
 C6E8:FF 20 FD AE 20 9E AD 4C 4C
 C6F0:F7 B7 00 A2 00 A9 18 18 81
 C6F8:7D 02 D0 9D 02 D0 E8 E8 C7
 C700:E0 0E 90 F1 60 A2 00 BD FF
 C708:02 D0 38 E9 18 9D 02 D0 7E
 C710:E8 E8 E0 0E 90 F1 60 00 58
 C718:00 FF 00 FF 00 FF 00 FF A7
 C720:03 2E 2E 00 00 00 02 00 86
 C728:00 00 01 01 01 01 00 20 0C
 C730:00 20 1E 1E 1E 01 01 01 65
 C738:01 01 01 01 01 01 00 BF 84
 C740:00 FF 00 FF 00 FF 00 FF CF
 C748:00 FF 00 FF 00 FF 00 FF D7
 C750:A2 06 BD 72 C7 9D F9 07 41
 C758:CA 10 F7 A2 0D BD 79 C7 94
 C760:9D 02 D0 CA 10 F7 A2 06 B1
 C768:BD 87 C7 9D 28 D0 CA 10 B5
 C770:F7 60 0B 0B 0B 0B 0B CB
 C778:0B 20 00 38 00 50 00 68 C2
 C780:00 00 00 98 00 B0 00 02 7E
 C788:02 02 02 02 02 02 78 A9 AC
 C790:A3 8D 14 03 A9 C7 8D 15 A4
 C798:03 A9 00 8D D4 C7 8D D5 A3
 C7A0:C7 58 60 EE D4 C7 AD A4 1B
 C7A8:C7 C9 05 90 1D A9 00 8D 55
 C7B0:D4 C7 AE D5 C7 BD CD C7 68
 C7B8:8D 27 D0 EE D5 C7 AD D5 E0
 C7C0:C7 C9 07 90 05 A9 00 8D EC
 C7C8:D5 C7 4C 31 EA 06 00 03 60
 C7D0:0D 03 0E 06 03 00 00 00 E1
 C7D8:00 00 00 00 00 00 00 68

"She had big brown eyes, the cutest laugh—and leukemia."

"Andrea was in preschool with my son.
 "One day they rushed her to the hospital with leukemia. She needed blood urgently, so I went and gave... She's in remission now, but every couple of months I go and give blood.
 "Because I know someone else's Andrea may need it."
 When was the last time you gave blood?

Blood. Give a little, so someone can live.

National Blood Resource Education Program.
 National Heart, Lung, and Blood Institute, National Institutes of Health, Public Health Service,
 U.S. Department of Health and Human Services

COLOR RIBBONS & PAPER

RIBBONS: Red, Blue, Grn., Brwn., Purple, Yel.

Ribbons	Price Each	Black	Color	Heat Transfer
Brother M1109	4.95	5.95	7.00	—
C. Itoh Prowriter Jr.	7.00	9.00	—	—
Citizen 120D/180D	5.00	6.00	7.95	—
Commodore MPS 801	4.50	5.25	5.75	—
- MPS 802/1526	6.25	7.25	—	—
- MPS 803	4.95	5.95	7.00	—
- MPS 1000	3.95	4.95	6.75	—
- MPS 1200/1250	5.00	6.00	7.95	—
- 1525	6.50	8.00	—	—
Epson MX80/LX800	3.75	4.25	6.75	—
Okidata 82/92	1.75	2.25	4.50	—
Okidata 182/192	6.50	7.50	6.00	—
Panasonic K-XP 1080	6.75	7.75	—	—
Seikosha SP 800/1000	5.25	6.50	7.95	—
Star SG10	1.75	2.25	4.50	—
Star NX10/NL10	5.00	6.00	7.95	—
Star NX1000	4.50	5.50	6.75	—
Star NX1000C - 4C	—	8.75	—	—

T-SHIRT RIBBONS (Heat Transfer) - Red, Blue, Grn., Brwn., Purple, Yel., Blk. Call For Price & Availability.

COLOR PAPER

BRIGHT PACK - 200 Sheets/50 each color: Red, Blue, Green, Yellow. 9 1/2 x 11 - \$11.90/pk.
PASTEL PACK - 200 Sheets/50 each color: Pink, Yellow, Blue, Ivory. 9 1/2 x 11 - \$11.90/pk.

COLOR BANNER BAND PAPER - 45 ft./roll - \$9.95/ea.

For ribbons & paper not listed above, call for price & avail. Price & spec. subject to change w/o notice. Min. order \$25.00. Min. S&H \$3.50 min. Visa, MC, COD.

RAMCO COMPUTER SUPPLIES

P.O. Box 475, Manteno, IL 60950 U.S.A.
 (US) 800-522-6922 • (Canada) 800-621-5444
 815-468-8081

Circle Reader Service Number 193

Printer Ribbons

Printer	3	6	12	Qty.
Brother M1009, M1109	5.65	4.65	4.15	
Citizen 120D, 180D	5.75	4.75	3.99	
Commodore MPS 801	4.99	3.99	3.45	
Commodore MPS 802/1526	5.99	4.99	4.25	
Commodore MPS 803	5.65	4.65	4.15	
Commodore MPS 1200/1250	5.75	4.75	3.99	
C. Itoh Prowriter Jr.	6.99	5.99	5.45	
Epson FX/MX/RX80, FX/LX 800	3.99	2.99	2.40	
NEC Pinwriter 2200	6.99	5.99	5.25	
Okidata 80/82/83/92/93	2.99	1.99	1.25	
Okidata ML 182/183/192	5.25	4.25	3.75	
Panasonic K-XP 140/1524/1540	6.99	5.99	5.25	
Panasonic K-XP 1080/1090	5.25	4.25	3.75	
Seikosha SP 800/1000/1200	5.75	4.75	3.99	
Star SG10	2.99	1.99	1.25	
Star NX10, NL10	4.99	3.99	3.50	
Star NX1000	5.75	4.75	3.99	

Quality Diskettes

(Bulk-packed 5.25" DS/DD)

Brand Name	25	50	100
BASF (Black)	.44	.41	.39
KAO (Black)	.45	.42	.40
KAO (Dark Blue)	.49	.45	.42

Other Products

Diskette Holder (Holds 75 disks)\$4.95
 Disk Drive Cleaning Kit (12 Cleanings)\$3.25
 Disk Notcher (Use both sides of a disk)\$4.95

Order Info:

All orders shipped same or next business day. There is an order processing/packaging charge of \$3. Please add an additional shipping charge of \$1 per 6 ribbons (or fraction), \$1 per 50 diskettes (or fraction), \$1 per disk holder, and 25¢ per disk drive cleaner or disk notcher. Orders sent UPS ground (UPS 2nd Day Air and Federal Express available—please call for details).

American Micro Supplies

6473 Crater Lake Hwy.
 Central Point, OR 97502

800-678-5576

CG16

Circle Reader Service Number 117

BASSEM

Push your computer to the limit with this outstanding, full-featured assembler for the 64. Now you'll be able to write machine language programs more quickly and easily than ever before. Because of the size and scope of this article, we've divided it into two parts. This month, we introduce you to the assembler and show you the basics of its use. Next month, we'll cover all its commands in detail, including many examples.

A MACHINE LANGUAGE ASSEMBLER FOR THE 64 PART 1



Bassem is a two-pass assembler that contains many features and commands normally found only on commercial assemblers like the Commodore Macro Assembler, Buddy 64, or Merlin64. This versatile assembler can assemble to memory, to disk, or to both. And, if you want to check the syntax of your source program, *Bassem* can assemble without creating any code at all. In addition, *Bassem* has commands that make programming quite convenient. For example, FLP gives you easy access to floating-point values, and OPZ gives you precise control over zero-page addressing.

Although it has a wealth of commands, *Bassem's* most powerful feature is its ability to work as an extension of the 64's operating system. To the more than 150 commands supported by BASIC 2.0, *Bassem* adds assembly control commands, disk commands, editing commands, and 6502 machine language instructions. And, because it runs within the BASIC environment, you can use the built-in screen editor to enter and edit your programs, and you can use BASIC's commands to control how your programs assemble. For example, you can use IF-THEN statements for conditional assembly or FOR-NEXT loops to generate tables.

Getting Started

Bassem is written entirely in machine language (ML), so you'll need to use *MLX*, the machine language entry program found elsewhere in this issue, to type it in. When *MLX* prompts you, respond with the values given below.

Starting address: 87DE
Ending address: A005

When you've finished entering the data, be sure to save a copy of the program to disk before exiting *MLX*.

To use *Bassem*, load the program with a statement of the form LOAD "filename",8,1, where *filename* is the name you used when you saved the file from *MLX*. Next, type NEW and then enter SYS 34782. *Bassem* installs itself and then displays a startup message.

Also listed at the end of this article are four example source programs written using *Bassem*. Because *Bassem* runs in the BASIC environment, you can enter these programs as you would any other BASIC program.

To do so, first run *Bassem*; then load and run *The Automatic Proofreader*, also found elsewhere in this issue. A typing error in *Bassem* or one of the example programs could cause your computer to lock up, so be sure to save a copy of each program to disk before you attempt to run it.

The Examples

To execute the example programs, you must assemble them with *Bassem*. The first two examples, Directory and Screen Saver, assemble directly to memory and can be executed immediately after the assembly finishes. The third and fourth example programs are two halves of the same program; they assemble to disk as a single ML program. To execute the resulting program, you should load the file from disk and then SYS to it.

To execute the machine language code generated from Directory, type SYS 49152. The directory of the disk in drive 8 will be displayed. You can pause the display by pressing one of the SHIFT keys; releasing the key continues the display.

The machine language routine generated from Screen Saver has two entry points. The first, accessed by typing SYS 49155, saves the current screen into a buffer. The second, accessed by typing SYS 49152, restores the screen from the buffer. You'll notice that the source code for this example uses FOR-NEXT loops to generate the code for the screen save and restore routines. This method of moving values from one area to another

is by far the simplest and fastest, but it requires too much memory and is too inflexible to be of any practical use. It's presented here to illustrate how well *Bassem* and BASIC work together.

The third and fourth example programs represent two halves of the source code for one program. We could have combined these two into a single, larger file, but we wrote them separately to show you how to handle multiple source files with *Bassem*.

To assemble these files, load the first part, Split Source Part 1, and run it. *Bassem* assembles this file and then automatically loads and assembles Split Source Part 2. *Bassem* writes the object code for these two files to disk as a machine language file with the name SPLIT. To execute the resulting ML file, type LOAD"SPLIT",8,1 and press RETURN. Once the program has loaded, type NEW to clear BASIC's pointers. Then type SYS 49152 to start the program.

When you first execute it, the program changes the border color to gray. It prints a message onscreen one word at a time when you press one of the SHIFT keys. Each time you press SHIFT, a new word appears on the screen. Once the message is complete, the program creates a clever interrupt effect in the border of the screen and requests that you press the space bar to continue. When you press the space bar, the screen returns to normal and the program ends.

Using the Assembler

The first step in creating a machine language program is entering the source code. With *Bassem*, this is done using the familiar BASIC screen editor. You simply enter each line of code with a line number as you would a BASIC program. For example, the source code for a simple program to change the screen border color to cyan might look like this:

```
10 WRT 1: SET $A000, $B000: BAS $C000
20 PASS 1: BEGIN ASSEMBLY
30 -BORDER = $D020
40 -COLOR = 3: THE VALUE FOR
   CYAN
50 -START LDA #-COLOR: STA
   -BORDER: RTS
60 PASS 2: END ASSEMBLY
```

In line 10, the WRT command tells *Bassem* to write the machine language to memory, the SET command establishes the label buffer, and the BAS command sets the starting address for the program. (If you don't understand what's going on, don't worry; we'll discuss each of these in more detail later.) The PASS 1 command in line 20 tells the assembler that the following lines should be assembled. *Bassem* continues assembling commands until it encounters a PASS 2 command (line 60). As

you may have guessed, the text immediately following the PASS 1 command is a comment; *Bassem* treats the ' character as a REM statement.

Lines 30 and 40 assign values to the labels BORDER and COLOR. *Bassem* labels are always preceded by a + (left-arrow character) and can be up to 40 characters long. They can contain letters of the alphabet, numerical digits, and the decimal point. They may also contain BASIC keywords and reserved variables. Some examples of valid labels are THIS.IS.A.LABEL, PRINT-OUT, and 3RD.JMP.

There are two ways to assign a value to a label. As you can see in lines 30 and 40, you can assign a value to a label using the assignment (=) command. When defining labels this way, you can use hexadecimal (base 16), octal (base 8), binary (base 2), or decimal (base 10) constants or expressions. Hexadecimal values must be preceded by a \$ character; octal values, by an &; and binary values, by a % character. Decimal values are the default and require no prefix.

When you use an expression to define a label, you must abide by a few rules. First, with one exception, the expression must be a valid BASIC expression. The exception is that you can use hexadecimal, octal, and binary constants in the expression. Second, *Bassem* must be able to evaluate the expression during assembly. For example, the expression can't be based on the contents of the accumulator, because *Bassem* has no way of knowing what will be in the accumulator when the program is run.

The other way to give a label a value is to place it in front of a 6502 mnemonic. Line 50 contains an example of this method. Labels used this way take on the value of the program counter. This value corresponds to the address of the instruction. For example, in line 50, the LDA instruction is at location \$C000 (49152), so the label START has a value of 49152. Placing a label on a line by itself immediately before a line containing an opcode produces the same result.

Line 50 demonstrates one more feature of *Bassem*—you're not limited to one instruction per line. You can fill an entire logical line (two screen lines) with instructions and labels. Simply separate the instructions with colons, just as you would in BASIC.

After you've entered the source code for your program, be sure to save it before you continue. Since *Bassem* operates in the BASIC environment, you can save your source files just as you would a BASIC program. The next step is to assemble your program. Assembling with *Bassem* is very easy; you simply load your source code and type RUN. *Bassem* will assemble your pro-

gram and save it to memory or to disk, depending upon the destination you've indicated.

Mnemonics and Pseudo-Ops

Bassem supports all 6502 addressing modes and instructions as shown in the *Commodore 64 Programmer's Reference Guide*. In addition, it supports several pseudo-ops which instruct the assembler on how to generate code. The following paragraphs summarize the pseudo-ops that you'll need to know to start using *Bassem*, including the ones demonstrated in the example above. In each description, optional parameters are indicated by square brackets, and repeating parameters are represented by ellipses. When only one of several choices is allowed, the parameters are surrounded by parentheses and separated by vertical bars.

BAS address Sets the program counter (PC) to the specified address. The BAS command is usually used to define the starting address for the program. The address parameter must be a value between 0 and 65535. If you don't set the starting address, *Bassem* assumes a default value of \$C000 (49152).

BUF number of bytes[,byte]... Reserves space for the specified number of bytes. The first parameter of the BUF command is required and tells *Bassem* how many bytes of memory to reserve within the object code. Legal values range from 1 to 65535. Optionally, BUF may be followed by byte values which determine how the reserved space is filled.

If BUF is followed by only one value, the number of memory locations specified by the value is filled with 0s. Otherwise, it's filled with the pattern established by the given values. For example, if you enter the command BUF 8, 2, 2, 3, *Bassem* will write 2, 2, 3, 2, 2, 3, 2, 2 to the object file. Legal values for the fill-byte parameters are between 0 and 255.

BYT (number|string)[,(number|string)]... Places the specified byte(s) or string(s) into the object file. If you specify a number or numerical expression, *Bassem* places that value into the object file. Legal values range from 0 to 255. If you specify a string, *Bassem* places each character of the string into a byte. You can specify multiple byte values or strings with one BYT command by separating each with a comma (see the example programs).

PASS (12) Tells the assembler where to begin and end assembly. The PASS 1 command lets the assembler know where to begin assembling code. You must place the PASS 1 command just

Bassem

before the first label definition or machine language instruction to be assembled. The PASS 2 command indicates the end of the program and must be placed just after the last label definition or machine language instruction.

SET starting label address, ending label address Specifies the location of the label buffer. The SET command is used to define the buffer where *Bassem* stores labels as it assembles. The first argument sets the beginning of the buffer, and the second argument sets the end. If you don't specify a location for the label buffer, *Bassem* places it under BASIC ROM (\$A000-\$BFFF). When defining the label buffer, be sure to use an area of memory that won't conflict with BASIC, *Bassem*, or your object code (if you are writing it to memory). In general, it's best to use areas above \$A000.

WRT (01) Specifies whether or not the object code should be written to memory. If the parameter following WRT is 0, the assembler won't write the code to memory. If the parameter is 1, *Bassem* writes the code to memory. The WRT command is useful when you don't want to place the code in memory but you want to check the syntax of your program or to assemble it to disk.

Next month, we'll present the remaining *Bassem* commands, along with more examples and some tips on programming with *Bassem*.

Bassem

```
87DE:20 30 9C A2 0B BD 03 9D BA
87E6:9D 00 03 CA 10 F7 A9 83 09
87EE:A2 9B 8D 26 03 8E 27 03 ED
87F6:20 3E 9A A9 DC A2 87 85 99
87FE:37 86 38 A9 E7 A2 9C 8D 7D
8806:18 03 8E 19 03 A9 80 8D 94
880E:8A 02 A9 93 20 47 AB A9 72
8816:06 20 EA 9B A2 00 BD 86 60
881E:9F F0 06 20 47 AB E8 D0 89
8826:F5 A9 09 20 EA 9B 20 30 F5
882E:E4 20 D7 9C 4C 74 A4 00 FB
8836:8D 35 88 68 CD 1F 9D D0 E9
883E:02 A9 FD C8 99 FB 01 E8 AE
8846:BD 00 02 C9 2E F0 F4 C9 FB
884E:30 90 23 CD 35 88 B0 1E 28
8856:C9 3A 90 E7 C9 41 B0 E3 04
885E:90 14 A6 7A A0 04 84 0F 66
8866:BD 00 02 F0 6C 10 07 C9 21
886E:FF F0 66 E8 D0 F2 C9 20 1D
8876:F0 5F 85 08 C9 22 F0 7D 3F
887E:24 0F 70 55 48 C9 24 D0 4B
8886:04 A9 47 D0 AB CD 1F 9D 6A
888E:D0 04 A9 5B D0 A2 68 C9 9F
8896:21 D0 04 A9 85 D0 3A C9 35
889E:3F D0 04 A9 99 D0 32 C9 DC
88A6:27 D0 09 C8 99 FB 01 E8 D4
88AE:A9 00 F0 3E C9 30 90 04 CA
88B6:C9 3C 90 1D 84 71 A0 00 CA
88BE:84 0B 88 86 7A CA C8 E8 C7
88C6:BD 00 02 38 F9 9E A0 F0 F6
88CE:F5 C9 80 D0 2F 05 0B A4 B2
88D6:71 E8 C8 99 FB 01 C9 00 05
88DE:F0 38 38 E9 3A F0 04 C9 83
88E6:49 D0 02 85 FB 08 E9 55 EB
88EE:D0 82 85 0B D0 02 F0 1D
```

```
88F6:E0 C5 08 F0 DC C8 99 FB 33
88FE:01 E8 D0 F0 A6 7A E6 0B EB
8906:C8 B9 9D A0 10 FA B9 9E 28
890E:A0 D0 B5 F0 0F BD 00 02 DC
8916:10 BD 99 FD 01 C6 7B A9 77
891E:FF 85 7A 60 A0 00 84 0B 01
8926:F0 02 C8 E8 BD 00 02 38 04
892E:F9 74 9D F0 F5 C9 80 D0 C6
8936:21 A5 0B C9 11 90 16 18 50
893E:69 6F 48 A9 FE E6 71 A4 A0
8946:71 99 FB 01 68 E8 C8 99 1A
894E:FB 01 4C 66 88 69 CC 4C 5F
8956:D5 88 A6 7A E6 0B C8 B9 A1
895E:73 9D 10 FA B9 74 9D 00 EF
8966:C3 F0 AA 08 2C FB 9F 10 0E
896E:0B 48 CC FE 9F D0 04 A9 94
8976:01 85 C7 68 2C F7 9F 30 9B
897E:4F 28 10 18 24 0F 30 14 98
8986:C9 FF F0 10 C9 FD D0 05 8A
898E:AD 1F 9D D0 07 C9 CC B0 AA
8996:06 4C 24 A7 4C F3 A6 C9 08
899E:DD 90 0C C9 FE D0 F2 C8 CC
89A6:B1 5F 38 A9 6E D0 03 38 05
89AE:E9 CB AA 84 49 0F CA DE
89B6:F0 08 C8 B9 74 9D 10 FA 2E
89BE:30 F5 C8 B9 74 9D 30 05 9B
89C6:20 47 AB D0 F5 4C EF A6 A5
89CE:28 30 6A C9 3A D0 1D 24 5F
89D6:0F A0 C1 8D F8 9F 20 47 5C
89DE:AB A9 20 20 47 AB C8 B1 64
89E6:5F 88 C9 27 F0 03 20 D7 23
89EE:AA 4C 00 A7 AE F8 9F 8D 0B
89F6:F8 9F C9 FD D0 16 24 0F BD
89FE:30 9A AD 1F 9D E0 3A F0 4E
8A06:04 C0 04 D0 8F 48 20 E8 A1
8A0E:9B 68 D0 88 C9 27 D0 12 4C
8A16:24 0F 30 80 C0 04 D0 03 C9
8A1E:4C 9A 89 48 20 DF 9B 68 D5
8A26:D0 E8 24 0F 30 EC E0 3A 84
8A2E:F0 04 C0 04 D0 DC 48 20 BF
8A36:E5 9B 68 D0 D5 24 0F 30 CC
8A3E:D9 C9 FD F0 AF C9 FF F0 17
8A46:ED C9 CC 90 08 48 20 E2 EB
8A4E:9B 68 4C 9D 89 C9 A3 90 F9
8A56:13 C9 AF D0 07 48 20 E2 E6
8A5E:9B 68 D0 0D C9 B0 F0 F5 2F
8A66:C9 B2 D0 05 48 20 E5 9B A1
8A6E:68 4C 97 89 A9 00 85 0D BB
8A76:20 73 00 C9 23 D0 15 A5 41
8A7E:14 48 A5 15 48 20 37 99 80
8A86:20 A2 B3 68 85 15 68 85 28
8A8E:14 4C D3 8A C9 24 F0 12 B6
8A96:C9 25 F0 3F C9 26 F0 5D 12
8A9E:C9 FD F0 7E 20 79 00 4C 51
8AA6:8D AE 20 49 8B 20 73 00 8A
8AAE:90 0B C9 41 90 1F C9 47 F7
8AB6:B0 1B 38 E9 07 38 E9 30 AD
8ABE:48 A5 61 F0 07 18 69 04 0C
8AC6:B0 0E 85 61 68 F0 DE 20 63
8ACE:7E BD 4C AB 8A 4C 79 00 4F
8AD6:4C 7E B9 20 49 8B 20 73 17
8ADE:00 C9 32 B0 F0 C9 30 90 57
8AE6:EC E9 30 48 A5 61 F0 04 10
8AE6:6E 61 F0 E4 68 F0 E7 20 33
8AF6:7E BD 4C DC 8A 20 49 8B 05
8AFE:20 73 00 C9 38 B0 CE C9 89
8B06:30 90 CA E9 30 48 A5 61 A0
8B0E:F0 07 18 69 03 B0 C1 85 DC
8B16:61 68 F0 E4 20 7E BD 4C 27
8B1E:FE 8A 20 49 8B 20 1D 99 A0
8B26:20 37 97 20 6F 97 90 07 12
8B2E:A2 1F A9 9F 4C 81 9A A4 CF
8B36:14 A5 15 84 63 85 62 A2 44
8B3E:90 38 20 49 BC 20 2A 99 98
8B46:4C D3 8A A9 00 A2 A0 95 98
8B4E:5D CA 10 FB 06 A9 00 8D BF
8B56:00 02 8A 30 06 20 02 9C 93
8B5E:4C 3A A4 4C 74 A4 AD F6 0C
8B66:9F F0 03 20 4B 91 2C ED D2
8B6E:9F 10 41 AD 00 02 F0 3C 82
8B76:C9 20 F0 38 18 A5 14 6D 09
8B7E:EB 9F AA A5 15 6D EC 9F FA
8B86:C9 FA B0 28 86 14 85 15 7E
8B8E:20 13 A6 90 05 A9 27 20 95
8B96:47 AB A6 14 A5 15 20 CD E1
```

```
8B9E:BD A9 20 20 47 AB A9 91 D2
8BA6:A2 11 8D 77 02 8E 78 02 B9
8BAE:A9 02 85 C6 4C 83 A4 20 12
8BB6:73 00 20 BE 8B 4C AE A7 0A
8BBE:C9 FE D0 03 4C 46 92 C9 2F
8BC6:FD F0 33 C9 CC 90 04 C9 96
8BCE:DD 90 1B C9 AF D0 03 4C 0C
8BD6:2B 93 C9 B0 D0 03 4C 3E 16
8BDE:93 C9 27 D0 03 4C 3B A9 8D
8BE6:20 79 00 4C ED A7 38 E9 99
8BEE:CC 0A AA BD 71 9E 48 BD 74
8BF6:70 9E 48 4C 73 00 24 02 A1
8BFE:10 06 20 13 9A 4C 16 8C 93
8C06:20 37 97 20 49 9A 20 79 60
8C0E:00 C9 B2 F0 09 20 A6 97 AC
8C16:20 79 00 4C BE 8B 20 73 3A
8C1E:00 C9 23 D0 08 20 37 99 E3
8C26:98 A0 00 F0 12 20 9E AD BE
8C2E:24 0D 10 12 20 A3 B6 A0 5D
8C36:00 C9 00 F0 02 B1 22 85 71
8C3E:14 84 15 4C A6 97 20 F7 B5
8C46:B7 4C A6 97 20 8F 9B 20 33
8C4E:79 00 D0 04 A9 00 F0 A0 B7
8C56:20 9E AD 24 D0 10 33 20 4E
8C5E:0E 9B 20 BD FF 20 72 9B 46
8C66:8D EE 9F 20 92 9C AE D8 35
8C6E:9F A0 0F 20 BA FF 20 C1 3B
8C76:E1 AE EE 9F 20 1E E1 20 61
8C7E:24 E1 20 47 AB C9 0D D0 8A
8C86:F4 AD EE 9F 20 C3 FF 4C 0A
8C8E:CC FF 20 F7 B7 AA F0 03 DE
8C96:4C 30 9B C0 08 90 F9 C0 98
8C9E:0C B0 F5 8C D7 9F 60 C9 39
8CA6:00 D0 03 4C 08 AF 8D EA 1E
8CAE:9F A0 01 B1 7A F0 F4 CD 4A
8CB6:EA 9F F0 06 99 D0 02 C8 88
8CBE:D0 F1 88 F0 E6 8C D0 02 E9
8CC6:C8 C8 20 55 9A 20 D7 AA 7F
8CCE:20 8B 9A 20 A5 9A A9 AC C7
8CD6:A0 98 20 9E 9A A9 11 A0 92
8CDE:8D 20 B8 9A A6 2B A5 2C E0
8CE6:86 5F 85 60 A0 01 B1 5F 9D
8CFE:2C C8 B1 5F 85 14 C8 C1
8CF6:B1 5F 85 15 A2 00 C8 B1 1B
8CFE:5F F0 2A DD D1 02 D0 F4 54
8D06:E8 EC D0 02 90 F0 A0 02 96
8D0E:4C D8 A6 8A 10 0B A5 91 8C
8D16:C9 7F D0 D0 F0 03 09 80 43
8D1E:AA 20 98 9A 20 B2 9A 20 74
8D26:2C A8 4C 88 E3 AB B1 5F 18
8D2E:AA C8 B1 5F 4C E6 8C D0 E4
8D36:03 4C 03 8E C9 9C D0 10 A1
8D3E:AD D1 9F 85 FD AD D2 9F DC
8D46:85 FE 20 DA 97 4C 73 00 6A
8D4E:C9 2C D0 06 A9 00 A8 4C BE
8D56:C5 8D 20 9E AD 24 D0 10 CD
8D5E:63 20 A3 B6 8D DE 9F 20 5A
8D66:60 9A 20 AD 98 20 03 98 1B
8D6E:F0 76 AA BD D0 02 29 7F 31
8D76:9D D0 02 AD DE 9F EC DE DD
8D7E:9F 90 08 8E 0E 9F 8D F7 E7
8D86:9F B0 06 8E DF 9F 8D E0 C0
8D8E:9F A0 00 B1 22 C9 2A F0 3A
8D96:26 C9 3F F0 05 D9 D1 02 63
8D9E:D0 CB C8 B1 22 C9 2A F0 C6
8DA6:16 CC D0 02 D0 05 CC DE 4D
8DAE:9F F0 0C CE E0 9F B0 B5 C0
8DB6:CC DF 9F B0 B0 90 D4 20 C0
8DBE:42 9C 30 A9 20 F7 B7 20 33
8DC6:F3 9A 20 79 00 F0 10 20 22
8DCE:FD AE D0 05 A9 FF A8 D0 6E
8DD6:03 20 AB 99 20 F7 9A 20 C0
8DDE:60 9A 20 AD 98 20 03 98 93
8DE6:F0 2E A4 14 A5 15 C5 50 39
8DEE:D0 02 C4 4F 90 EF C5 52 A2
8DF6:D0 04 C4 51 F0 02 B0 E5 FF
8DFE:20 42 9C 30 E0 20 9F 98 B0
8E06:20 60 9A 20 AD 98 20 03 B3
8E0E:98 F0 05 20 42 9C 30 F6 32
8E16:4C BF 98 20 9E B7 8A D0 18
8E1E:03 4C 48 B2 C9 03 B0 F9 B9
8E26:A0 00 C9 01 F0 02 A0 FF AD
8E2E:84 02 D0 22 8D E3 9F 20 A5
8E36:3E 9A 24 9D 30 17 20 52 E7
8E3E:9A A5 7A A6 7B 8D E4 9F 47
```

8E46:8E E5 9F A5 39 A6 3A 8D D8 90EE:20 47 AB A5 90 D0 19 E6 A2 9396:23 D0 11 20 37 99 A2 00 0D
8E4E:E6 9F 8E E7 9F C0 24 9D 7B 90F6:C1 D0 DD E6 C2 D0 D9 A9 0E 939E:68 20 77 99 30 03 1D 0F 61
8E56:30 FB AD E3 9F 69 01 D0 75 90FE:00 20 47 AB 20 47 AB AD EE 93A6:9D 4C 1B 93 C9 28 47 24
8E5E:20 8E E3 9F 20 F5 98 AD 5D 9106:F3 9F 20 C3 FF 4C CC FF 16 93AE:20 73 00 20 9E B7 8A 48 F5
8E66:E4 9F AE E5 9F 85 7A 86 A0 910E:A9 BF F0 F3 A2 1E 4C 37 70 93B6:D0 08 2C F5 9F 50 03 20 91
8E6E:7B AD E6 9F AE 97 9F 85 65 9116:A4 20 08 9B 20 BD FF 20 66 93BE:C4 9B 20 79 00 C9 29 D0 15
8E76:39 86 3A 20 3E 9A 4C 79 89 911E:72 9B 8D F4 9F 48 20 C3 84 93C6:1C 20 73 00 20 FD AE 20 E8
8E7E:00 20 F5 98 AD EF 9F 20 78 9126:FF 68 AE D8 9F A0 00 20 66 93CE:7B 9A A2 07 C9 59 F0 08 BC
8E86:C3 FF 20 0F 99 8E DA 9F D6 912E:BA FF A5 2D A4 2E 38 E9 6E 93D6:A9 00 8D E8 9F 4C 08 AF 01
8E8E:AD CF 9F AE D0 9F 20 A1 3C 9136:02 80 01 88 AA A9 00 20 4B 93DE:68 A8 4C 9E 93 20 FD AE 9F
8E96:8E AE DA 9F 20 19 99 A5 3A 913E:75 E1 AD F4 9F 20 C3 FF 9E 93E6:A2 06 C9 58 D0 EA 20 73 85
8E9E:FB A6 FC 85 14 86 15 20 60 9146:4C 75 8F D0 4E 20 A5 9A C4 93EE:00 20 F7 AE 4C DE 93 20 2D
8EA6:63 98 4C D7 AA 20 AB 99 69 914E:20 8B 9A A9 81 A0 91 20 24 93FF:AB 99 D0 1D 2C D5 9F 10 4E
8EAE:20 23 9C 20 FD AE 20 AB D0 9156:B8 9A A9 99 A0 91 20 9E 75 93FE:18 A2 01 20 79 00 F0 0C B6
8EB6:99 20 3B 9C CD D2 9F D0 A3 915E:9A AD FC 9F AE AD 9F 85 06 9406:20 FD AE 20 7B 9A C9 58 C8
8EBE:03 CC D1 9F 9D 01 60 20 2E 9166:14 86 15 20 13 AE 62 A2 80 D2 940E:D0 C6 A2 02 A4 14 4C 9E 72
8EC6:30 9C 4C 48 B2 A0 0A A9 07 916E:90 11 8E FB 9F 38 AD F9 E2 9416:93 20 79 00 D0 0E A2 03 47
8ECE:00 20 F3 9A 20 79 00 F0 F3 9176:9F E5 5F 8D FE 9F A0 02 61 941E:68 20 77 99 30 03 1D 0F E2
8ED6:15 20 AB 99 84 4F 85 50 52 917E:4C D8 A6 AD F6 F6 48 A9 1E 9426:9D 4C 04 95 20 FD AE 20 81
8EDE:20 79 00 F0 09 20 FD AE EC 9186:00 8D FB 9F 8D 9F 6F 20 2E 942E:7B 9A C9 58 F0 0D 2C E8 77
8EE6:20 AB 99 20 F7 9A A6 2B D6 918E:B2 9A 20 98 9A 68 D0 03 5A 9436:9F 30 9D C9 59 D0 99 A2 6F
8EEE:A5 2C 86 5F 85 60 A0 01 A0 9196:4C 88 E3 60 C9 9C D0 07 ED 943E:05 D0 DD A2 04 D0 09 A9 C4
8EF6:B1 5F F0 21 C8 A5 4F 91 02 919E:20 73 00 A9 00 F0 07 A9 C4 9446:00 F0 12 A9 C0 D0 0E A9 97
8EFE:5F C8 A5 50 91 5F 18 A5 97 91A6:D0 20 FF AE A9 80 8D F7 87 944E:E0 D0 0A A9 40 D0 06 A9 F2
8F06:4F 65 51 85 4F A5 50 65 BF 91AE:9F 60 A9 00 2C A9 80 8D 85 9456:20 D0 02 A9 60 24 02 30 66
8F0E:52 85 50 A0 00 B1 5F AA FB 91B6:FF 9F 20 8B 9A A9 99 A0 CD 945E:16 C9 70 B0 0F 20 79 00 0A
8F16:C8 B1 5F D0 D5 60 F0 0B 1C 91BE:91 20 9E 9A 20 BF 9A 20 85 9466:F0 07 C9 41 D0 06 20 73 69
8F1E:20 AB 99 8C EB 9F 8D EC 1A 91C6:A5 9A A9 FE A0 91 20 D2 E6 946E:00 4C 03 9A 4C 6A 93 C9 B1
8F26:9F A9 80 8D ED 9F 60 20 37 91CE:9A A9 13 A0 92 20 B8 9A 37 9476:70 B0 14 AA 20 79 00 F0 09
8F2E:FC 9A 20 3E 9B 20 79 00 AA 91D6:20 D9 9A A9 99 A0 91 20 01 947E:07 C9 41 D0 09 20 73 00 82
8F36:D0 3D 20 96 9B 90 38 F0 FA 91DE:EC 9A 20 4B 9C F0 3C 30 29 9486:8A 09 0A 4C D4 99 8A 48 A7
8F3E:36 A5 2D E5 5F A5 2E E5 B9 91E6:3A 18 69 05 85 0B AD FE 5D 948E:20 88 99 A9 80 8D E8 9F 63
8F46:60 AA E8 A0 00 B1 5F 91 7E 91EE:01 AE FF 01 85 14 86 15 EC 9496:4C 90 93 24 02 30 03 4C E1
8F4E:4F C8 D0 F9 E6 60 E6 50 D7 91F6:2C FF 9F 10 03 4C A4 A4 5C 949E:5D 93 20 AB 99 D0 0A 2C 6A
8F56:CA D0 F2 F0 1A A9 00 A8 9C 91FE:A9 00 8D FC 01 8D FD 01 B3 94A6:D5 9F 10 05 A9 24 4C 1B 86
8F5E:A6 2B D0 02 C6 2C C6 2B 75 9206:A9 FC A2 01 85 5F 86 60 BA 94AE:93 A9 2C D0 51 A9 E0 D0 62
8F66:91 2B E6 2B D0 02 E6 2C 31 920E:A0 01 4C D4 A6 8A 10 13 2D 94B6:02 A9 C0 24 02 10 E0 48 FF
8F6E:A9 01 91 2B C8 91 2B 20 8A 9216:A5 91 C9 7F F0 05 20 6B EA 94BE:20 79 00 C9 23 D0 06 20 7B
8F76:33 A5 18 A5 22 A4 23 69 49 921E:9C D0 C4 AD F4 9F 20 C3 63 94C6:37 99 4C 1A 93 20 AB 99 2B
8F7E:02 90 01 C8 85 2D 84 2E 87 9226:FF A0 80 48 A9 01 8D FC B3 94CE:D0 0A 2C D5 9F 10 05 68 75
8F86:A0 05 A9 00 91 2D 88 10 CE 922E:01 8D FD 01 20 CC 9A 20 90 94D6:09 04 D0 6B 68 09 0C D0 A6
8F8E:FB 20 59 A6 4C 74 A4 20 E6 9236:B2 9A 20 98 9A 20 E6 9A A6 94DE:25 24 02 10 2E C9 28 D0 9E
8F96:08 9B 20 BD FF 20 72 9B 81 923E:20 CC FF 68 AA 4C 88 E3 A8 94E6:0D 20 73 00 20 AB 99 20 10
8F9E:8D EF 9F 20 C3 FF AE D8 CA 9246:20 73 00 AA 30 03 4C 08 31 94EE:F7 AE A9 6C D0 10 20 AB 6E
8FA6:9F A0 02 20 BA FF 20 C1 D7 924E:AF 38 E9 80 0A AA 4B 93 A8 94F6:99 A9 4C D0 09 24 02 10 DA
8FAE:E1 A9 C0 8D D6 9F 60 20 30 9256:9E 48 BD 92 9E 48 4C 73 DF 94FE:12 20 AB 99 A9 20 20 D4 2B
8FB6:8F 9B A9 24 8D D0 02 A9 59 925E:00 A9 00 F0 5E A9 18 D0 97 9506:99 A5 14 20 D4 99 A5 15 59
8FBE:30 8D D1 02 A9 FE 8D DA F2 9266:5A A9 D8 D0 56 A9 58 D0 26 950E:4C D4 99 4C 8A 93 A2 59 CD
8FC6:9F 20 79 00 F0 2B 20 08 69 926E:52 A9 B8 D0 4E A9 CA D0 CA 9516:A9 86 D0 04 A2 58 A9 84 60
8FCE:9B F0 26 8D D9 9F 86 22 12 9276:4A A9 88 D0 46 A9 E8 D0 C4 951E:24 02 10 99 8E E9 9F 48 1B
8FD6:84 23 A0 01 A9 3A D1 22 21 927E:42 A9 C8 D0 3E A9 EA D0 94 9526:20 AB 99 D0 1E 2C D5 9F 79
8FDE:F0 06 8D D2 02 03 2C A3 9286:3A A9 48 D0 36 A9 08 D0 82 952E:10 19 20 79 00 F0 11 20 49
8FE6:A2 01 A0 00 B1 22 9D D0 CD 928E:32 A9 68 D0 2E A9 28 D0 8A 9536:FD AE 20 7B 9A CD E9 9F 47
8FEE:02 E8 C8 CC D9 9F 00 F4 92 9296:2A A9 40 D0 26 A9 60 D0 B9 953E:D0 46 A4 14 68 09 10 48 09
8FF6:2C A2 02 20 98 9C 8D F2 5C 929E:22 A9 38 D0 1E A9 F8 D0 AD 9546:4C 1A 93 68 09 08 4C 04 1C
8FFE:9F 20 92 9C AE D8 9F A0 CA 92A6:1A A9 78 D0 16 A9 AA D0 DC 954E:95 A2 59 A9 A2 D0 04 A2 B5
9006:00 20 BA FF 20 C1 E1 AE 01 92AE:12 A9 A8 D0 0E A9 BA D0 C6 9556:58 A9 A0 24 02 10 C3 8E D4
900E:F2 9F 20 1E E1 A0 04 20 30 92B6:0A A9 8A D0 06 A9 9A D0 86 955E:E9 9F 48 20 79 00 C9 23 F3
9016:24 E1 88 D0 FA 20 24 E1 62 92BE:02 A9 98 24 02 10 03 4C 47 9566:D0 06 20 37 99 4C 1A 93 B8
901E:85 14 20 24 E1 A4 90 D0 E0 92C6:D4 99 4C 03 9A A9 90 D0 E3 956E:20 AB 99 D0 2B 2C D5 9F 2A
9026:23 A6 14 20 CD BD A9 20 DF 92CE:1A A9 B0 D0 16 A9 F0 D0 98 9576:10 26 20 79 00 F0 11 20 D4
902E:20 47 AB 20 24 E1 20 47 D8 92D6:12 A9 30 D0 0E A9 D0 D0 0C 957E:FD AE 20 7B 9A CD E9 9F 8F
9036:AB D0 F8 EE DA 9F 20 D7 DC 92DE:0A A9 10 D0 06 A9 50 D0 CA 9586:D0 2A A4 14 A2 01 D0 02 37
903E:AA A0 02 A5 91 C9 7F D0 FA 92E6:02 A9 70 24 02 10 35 48 CA 958E:A2 00 68 1D 1B 9D E0 02 FC
9046:CE EE DA 9F AD F2 9F 20 78 92EE:20 AB 99 AA 98 38 E5 FB 5A 9596:B0 03 4C 1B 93 4C 04 95 81
904E:C3 FF 20 CC FF A9 12 20 0D 92FE:A8 8A E5 FC AA 98 38 E9 B1 959E:A2 02 20 79 00 F0 EB 20 F2
9056:47 AB A9 00 AE DA 9F 20 7B 92FE:02 AB 00 01 CA E0 00 F0 40 95A6:FD AE 20 7B 9A A2 03 CD 6B
905E:CD BD A2 00 BD 61 9F F0 CD 9306:0B E0 FF F0 0C A2 42 A9 13 95AE:E9 9F F0 DE 4C 08 AF F0 95
9066:06 20 47 AB E8 D0 F5 AE 5B 930E:9F 4C 81 9A 98 30 F6 10 75 95B6:2D 24 02 10 3D 20 9E AD 18
906E:DA 9F E0 01 F0 05 A9 53 53 9316:03 98 10 F1 68 20 D4 99 0D 95BE:24 0D 30 23 20 F7 B7 C9 91
9076:20 47 AB A9 2E 20 47 AB B5 931E:98 4C D4 99 A9 02 4C CE 95 95C6:00 F0 03 4C 48 B2 98 D0 62
907E:4C D7 AA 20 3E 9B 20 96 4A 9326:99 A9 60 D0 2E 20 73 00 76 95CE:08 2C F5 9F 10 03 20 B2 41
9086:9B D0 03 4C 0B 91 90 FB 8A 932E:A9 20 D0 27 A9 C0 D0 23 D3 95D6:9B 20 D4 99 20 79 00 F0 E3
908E:A5 4F 85 C1 A5 50 85 C2 5F 9336:A9 40 D0 1F A9 9A D0 1B DA 95DE:05 20 FD AE D0 D1 60 20 ED
9096:38 A5 5F E5 C1 8D F0 9F 4D 933E:20 73 00 20 7B 9A C0 41 6F 95E6:A3 B6 AA F0 27 A0 00 B1 63
909E:A5 60 E5 C2 8D F1 9F 20 27 9346:D0 0C A9 00 F0 0D A9 E0 FD 95EE:22 20 D4 99 C8 CA D0 F7 72
90A6:FD AE 20 A3 9C 8D F3 9F 53 934E:D0 09 C9 23 D0 03 4C 08 BE 95F6:F0 E2 C9 FD F0 04 C9 23 BA
90AE:20 92 9C AE D8 9F A0 02 8B 9356:AF A9 80 24 02 30 32 20 67 95FE:D0 08 20 03 9A 20 C8 9C 4C
90B6:20 BA FF A4 B7 88 A9 57 6B 935E:79 00 F0 F2 C9 23 F0 21 6D 9606:F0 D2 20 9E AD 24 0D 10 76
90BE:91 BB 20 C1 E1 20 93 F6 65 9366:C9 28 F0 1D 2C D5 9F 10 74 960E:F1 20 A3 B6 20 C4 99 4C AF
90C6:AE F3 9F 20 AD E4 A5 C1 40 936E:1B 20 79 00 C9 FD D0 0A 4C 9616:DA 95 C9 2C F0 17 20 9E D4
90CE:20 47 AB A5 C2 20 47 AB 72 9376:20 37 97 20 6F 97 B0 0C B7 961E:B7 E0 02 B0 A6 E0 01 D0 36
90D6:AC F1 9F AE F0 9F D0 05 56 937E:90 03 20 AB 99 A5 15 D0 CB 9626:03 A9 80 24 8A 8D D5 9F 67
90DE:88 C0 FF F0 1A CA 8E F0 8D 9386:03 A9 02 2C A9 03 4C CE 5D 962E:20 79 00 F0 14 20 FD AE A4
90E6:9F 8C F1 9F A0 00 B1 C1 5D 938E:99 48 20 79 00 F0 41 C9 40 9636:20 9E B7 E0 04 B0 8C 8A A6

963E:F0	04	18	6A	6A	6A	8D	F5	9C	98E6:AD	E1	9F	C9	01	F0	ED	A9	49	9B8E:F1	AD	D7	9F	8D	D8	9F	60	8E
9646:9F	60	F0	14	24	02	10	11	15	98EE:53	20	47	AB	D0	E6	60	09	61	9B96:A5	5F	A6	60	85	4F	86	50	1A
964E:20	AB	99	20	07	95	20	79	F3	98F6:30	A8	A2	00	BD	46	9D	F0	F1	9B9E:E6	14	D0	02	E6	15	20	13	
9656:00	F0	05	20	FD	AE	D0	EA	99	98FE:06	20	47	AB	E8	D0	F5	98	ED	9BA6:A6	A5	60	A6	5F	C5	50	67	
965E:60	A9	02	20	C4	99	20	C8	FD	9906:20	47	AB	20	D7	AA	4C	D7	6C	9BAE:02	E4	4F	60	24	9D	30	0D	
9666:9C	F0	EB	20	AB	99	D0	07	0A	990E:AA	A2	00	BD	54	9D	F0	06	1C	9BB6:48	98	48	A9	6C	A0	9F		
966E:C0	00	D0	03	4C	99	B2	24	53	9916:20	47	AB	E8	D0	F5	60	AE	FC	9BBE:D6	9B	68	A8	68	60	24		
9676:02	30	0F	AA	98	18	65	FB	29	991E:A7	02	BD	A7	02	9D	D0	02	02	9BC6:30	FB	48	98	48	A9	78		
967E:85	FB	8A	65	FC	85	FC	4C	59	9926:CA	10	F7	60	AE	D0	02	BD	42	9BCE:9F	20	D6	9B	68	A8	68		
9686:52	9A	84	4F	85	50	A2	00	BB	992E:D0	02	9D	A7	02	CA	10	F7	CB	9BD6:20	1E	AB	20	C2	BD			
968E:8E	A9	02	8E	A8	02	8E	A7	AB	9936:60	20	73	00	C9	B3	F0	0A	19	9BDE:AA	A9	28	2C	A9	14	2C		
9696:02	20	79	00	F0	15	20	FD	16	993E:C9	B1	D0	0C	20	48	99	4C	3F	9BE6:0F	2C	A9	06	38	E5			
969E:AE	20	9E	B7	8A	AE	A7	02	DA	9946:5F	99	20	73	00	4C	AB	99	EC	9BEE:12	85	4F	8A	48	A6			
96A6:9D	A9	02	E8	E0	29	90	E6	8F	994E:20	9E	AD	24	0D	10	18	20	2A	9BF6:20	CA	30	05	20	47			
96AE:EE	A7	02	A4	50	A6	4F	D0	54	9956:A3	B6	A8	F0	09	A0	00	B1	A9	9BFE:F8	68	AA	60	A5	7A			
96B6:07	88	C0	FF	F0	1B	84	50	EE	995E:22	AA	C0	00	D0	08	2C	F5	D9	9C06:8D	F9	9F	8C	FA	9F			
96BE:C6	4F	AE	AE	02	BD	A9	02	DF	9966:9F	10	03	20	B2	9B	60	20	B4	9C0E:A4	3A	24	9D	10	03			
96C6:E8	EC	A7	02	90	02	A2	00	8A	996E:F7	B7	C9	00	F0	EC	4C	48	E0	9C16:A8	8D	FC	9F	8C	FD			
96CE:8E	AA	02	20	D4	99	4C	B1	07	9976:B2	2C	E8	9F	08	10	09	CA	82	9C1E:01	8D	F6	9F	60				
96D6:96	60	20	9E	B7	E0	02	90	2B	997E:1D	17	9D	A2	00	8E	E8	9F	8F	9C26:8D	D2	9F	84	FD				
96DE:03	4C	48	B2	8A	F0	05	AD	A4	9986:28	60	20	79	00	C9	23	F0	DF	9C2E:DA	97	A0	00	A9				
96E6:D6	9F	09	80	8D	D6	9F	60	F7	998E:05	C9	28	F0	01	60	4C	08	F4	9C36:9C	A0	FF	A9	BF				
96EE:20	AB	99	8C	CF	9F	8D	D0	F8	9996:AF	8D	29	9F	8E	DA	9F	8C	E5	9C3E:8D	D4	9F	60	20				
96F6:9F	2C	D6	9F	10	05	50	03	0C	999E:DB	9F	60	AD	D9	9F	AE	DA	14	9C46:60	98	4C	84	98				
96FE:20	07	95	60	F0	28	24	02	29	99A6:9F	AC	DB	9F	60	20	8A	AD	90	9C4E:8D	F4	9F	20	92				
9706:10	25	20	8A	AD	A2	FA	A0	C1	99AE:20	F7	B7	29	FF	D0	0C	C0	95	9C56:9F	A0	00	20					
970E:02	20	D4	BB	20	AE	99	A0	2C	99B6:00	D0	08	2C	F5	9F	50	03	B3	9C5E:1E	AE	F4	9F					
9716:00	B9	FA	02	20	D4	99	C8	83	99BE:20	C4	9B	29	FF	60	18	65	50	9C66:12	E1	20	12					
971E:C0	05	90	F5	20	79	00	F0	38	99C6:FB	85	FB	90	02	E6	FC	60	E7	9C6E:FC	85	0B	20					
9726:05	60	FD	AE	D0	60	F0	A9	D6	99CE:20	CA	99	4C	52	9A	2C	D6	67	9C76:01	F0	0B	E6					
972E:05	20	C4	99	20	C8	9C	F0	68	99D6:9F	10	2A	50	1E	48	8A	48	97	9C7E:0C	C8	C0	59					
9736:EB	A2	00	20	73	00	C9	2E	63	99DE:AE	EF	9F	20	AD	E4	68	AA	D7	9C86:30	F1	A5	0B					
973E:F0	10	C9	5B	B0	17	C9	30	7E	99E6:68	20	47	AB	AD	50	48	8A	84	9C8E:F9	4C	9C	E1					
9746:90	13	C9	3A	90	04	C9	41	C8	99EE:48	20	CC	FF	68	AA	68	F0	97	9C96:68	60	8A	A2					
974E:90	0B	9D	A8	02	E8	E0	28	64	99F6:0C	D0	11	8C	DB	9F	A0	00	ED	9C9E:BD	FF	4C	72					
9756:90	E1	4C	71	A5	8A	D0	03	E2	99FE:91	FB	AC	DB	9F	E6	FB	D0	AE	9CA6:F0	1F	86	22					
975E:4C	08	AF	BD	A7	02	09	80	5F	9A06:02	E6	FC	60	AD	9F	AE	F0	28	9CAE:88	B1	22	99					
9766:9D	A7	02	8E	A7	02	4C	79	CE	9A0E:C3	7F	4C	74	A4	A0	00	C8	66	9CB6:F8	C8	B9	67					
976E:00	20	60	9A	20	73	9A	A0	FF	9A16:B1	7A	AA	F0	17	C9	3A	F0	6C	9CBE:F0	05	E8	C8					
9776:FF	C8	B1	5F	F0	26	30	12	96	9A1E:13	8A	10	F3	C9	A3	90	0C	CA	9CC6:98	9C	20	79					
977E:D9	A8	02	F0	F4	C8	B1	5F	A1	9A26:C9	AF	F0	08	C9	B0	F0	04	C1	9CCE:2C	F0	05	20					
9786:10	FB	C8	C8	02	2C	98	4C	91	9A2E:C9	CB	90	E3	4C	55	9A	A6	1F	9CD6:60	A9	0B	A2					
978E:75	97	D9	A8	20	D0	F3	C8	28	9A36:7A	00	02	C6	7B	6A	60	D5		9CDE:8E	21	D0	A2					
9796:B1	5F	85	14	C8	B1	5F	85	B9	9A3E:AD	CF	9F	85	FB	AD	D0	9F	62	9CE6:60	48	8A	48					
979E:15	18	90	01	38	4C	6B	9A	E4	9A46:85	FC	60	A5	FB	85	14	A5	A7	9CEE:F6	D0	0C	20					
97A6:20	E2	97	20	6F	97	B0	07	D5	9A4E:FC	85	15	60	20	06	A9	98	11	9CF6:FF	20	D7	9C					
97AE:A2	2E	A9	9F	4C	81	9A	20	A7	9A56:18	65	7A	85	7A	90	02	E6	99	9CFE:A8	68	AA	68					
97B6:73	9A	AE	A7	02	A0	00	B9	E2	9A5E:7B	60	AD	D1	9F	85	5F	AD	BB	9D06:8B	60	88	69					
97BE:A8	02	91	FD	C8	CA	D0	F7	DF	9A66:D2	9F	85	60	60	A5	01	09	48	9D0E:8A	09	05	15					
97C6:A5	14	91	FD	C8	A5	15	91	78	9A6E:07	85	01	58	60	78	A5	01	5F	9D16:11	06	16	0E					
97CE:FD	C8	98	18	65	FD	85	FD	EB	9A76:29	F8	85	01	60	48	20	73	17	9D1E:1C	5F	20	3D					
97D6:90	02	E6	FE	A9	00	8A	91	CB	9A7E:00	68	60	86	22	48	20	02	B6	9D26:12	4C	41	42					
97DE:FD	4C	6B	9A	AD	D3	9F	38	6B	9A86:9C	68	4C	45	A4	AD	28	03	31	9D2E:49	4C	45	3A					
97E6:E5	FD	8D	D9	9F	AD	D4	9F	DA	9A8E:AE	29	03	8D	34	03	8E	35	9E	9D36:41	42	45	4C					
97EE:E5	FE	D0	10	AE	A7	02	E8	EC	9A96:03	60	AD	34	03	AC	35	03	96	9D3E:46	49	4E	45					
97FE:EC	D9	9F	90	07	A2	0C	A9	94	9A9E:8D	28	03	8C	29	03	60	AD	91	9D46:12	45	4E	44					
97FE:9F	4C	81	9A	60	20	0A	98	1B	9AA6:00	03	AE	01	03	8D	36	03	40	9D4E:50	41	53	53					
9806:AD	C0	02	60	A0	FF	20	73	41	9AAE:8E	37	03	60	AD	36	03	AC	58	9D56:41	52	54	49					
980E:9A	C8	8C	D0	02	B1	5F	F0	E3	9AB6:37	03	8D	00	03	8C	01	03	49	9D5E:44	44	52	45					
9816:12	99	D1	02	10	F3	C8	8C	7F	9ABE:60	AD	02	03	AE	03	03	8D	15	9D66:4E	44	49	4E					
981E:D0	02	B1	5F	85	14	C8	B1	24	9AC6:38	03	8E	39	03	60	AD	38	6B	9D6E:44	52	45	53					
9826:5F	85	15	20	6B	9A	C8	98	FC	9ACE:03	AC	39	03	8D	02	03	8C	0F	9D76:53	CB	46	49					
982E:18	65	5F	85	F0	90	02	E6	31	9AD6:03	03	60	AD	2C	03	AE	2D	2D	9D7E:42	45	CC	50					
9836:60	60	AD	1F	9D	20	47	AB	FE	9ADE:03	8D	3A	03	8E	3B	03	60	38	9D86:45	D4	52	45					
983E:AE	D0	02	A0	00	B9	D1	02	D1	9AE6:AD	3A	03	AC	3B	03	8D	2C	D9	9D8E:55	54	CF	44					
9846:29	7F	20	47	AB	C8	CA	D0	4B	9AEE:03	8C	2D	03	60	84	4F	85	D7	9D96:C4	57	52	49					
984E:F4	4C	2C	A8	A2	00	BD	20	CD	9AF6:50	84	51	85	52	60	24	9D	F1	9D9E:D2	50	55	D4					
9856:9D	F0	06	20	47	AB	E8	D0	E0	9AFE:10	01	60	A2	51	A9	9F	4C	6F	9DA6:D8	48	45	4C					
985E:F5	60	20	38	98	20	52	98	AC	9B06:81	9A	20	8F	9F	20	9E	AD	E9	9DAE:44	4C	49	53					
9866:A5	15	20	6D	98	A5	14	48	56	9B0E:20	A3	B6	C9	29	90	03	4C	8F	9DB6:47	C5	41	44					
986E:4A	4A	4A	4A	20	76	98	68	B9	9B16:71	A5	48	8A	48	98	48	20	76	9DBE:42	43	C3	42					
9876:29	0F	C9	0A	90	03	18	69	04	9B1E:79	00	F0	16	20	FD	AE	20	08	9DC6:D1	42	49	D4					

```

9E36:53 45 C3 53 45 C4 53 45 45
9E3E:C9 53 54 C1 53 54 D8 53 CC
9E46:54 D9 54 41 D8 54 41 D9 37
9E4E:54 53 D8 54 58 C1 54 58 B5
9E56:D3 54 59 C1 42 59 D4 4F 4A
9E5E:50 DA 57 4F D2 42 55 C6 6B
9E66:57 52 D4 42 41 D3 46 4C D4
9E6E:D0 00 49 8C A4 8C 34 8D 53
9E76:18 8E AA 8E CA 8E 1B 8F F7
9E7E:2C 8F 5A 8F 94 8F B4 8F D5
9E86:80 90 16 91 48 91 99 91 51
9E8E:AF 91 B2 91 26 93 44 94 14
9E96:CA 92 CE 92 D2 92 98 94 87
9E9E:D6 92 DA 92 DE 92 5E 92 01
9EA6:E2 92 E6 92 62 92 66 92 BC
9EAE:6A 92 6E 92 31 93 B2 94 8E
9EB6:B6 94 48 94 72 92 76 92 24
9EBE:35 93 4C 94 7A 92 7E 92 FB
9EC6:DE 94 FA 94 39 93 4E 95 8B
9ECE:54 95 50 94 82 92 86 92 EC
9ED6:8A 92 8E 92 92 92 54 94 15
9EDE:58 94 96 92 9A 92 4B 93 B2
9EE6:9E 92 A2 92 A6 92 4F 93 47
9EEE:13 95 19 95 AA 92 AE 92 27
9EF6:B2 92 B6 92 BA 92 BE 92 62
9EFE:B4 95 17 96 47 96 68 96 44
9F06:D7 96 ED 96 01 97 4F 55 58
9F0E:54 20 4F 46 20 4C 41 42 C4
9F16:45 4C 20 4D 45 4D 4F 52 34
9F1E:D9 4C 41 42 45 4C 20 4E 93
9F26:4F 54 20 46 4F 55 4E C4 BB
9F2E:4C 41 42 45 4C 20 41 4C 32
9F36:52 45 41 44 59 20 45 58 8A
9F3E:49 53 54 D3 42 52 41 4E EA
9F46:43 48 20 54 4F 4F 20 4C C6
9F4E:4F 4E C7 44 49 52 45 43 67
9F56:54 20 4D 4F 44 45 20 4F 2D
9F5E:4E 4C D9 20 46 49 4C 45 4A
9F66:00 2C 50 2C 52 00 3F 5A E8
9F6E:45 52 4F 20 56 41 4C 55 76
9F76:45 00 3F 5A 45 52 4F 20 18
9F7E:41 44 44 52 45 53 53 00 3B
9F86:11 05 42 41 53 53 45 4D AB
9F8E:20 2D 20 54 48 45 20 42 4C
9F96:41 53 49 43 20 41 53 53 A8
9F9E:45 4D 42 4C 45 52 0D 0D 7B
9FA6:20 20 43 4F 50 59 52 49 31
9FAE:47 48 54 20 31 39 39 30 41
9FB6:20 43 4F 4D 50 55 54 45 5B
9FBE:21 20 50 55 42 4C 49 43 0F
9FC6:41 54 49 4F 4E 53 0D 0D C0
9FCE:00 00 C0 00 A0 FF BF 80 2B
9FD6:00 00 00 00 00 00 00 00 19
9FDE:00 00 00 00 00 00 00 00 1E
9FE6:00 00 00 00 00 00 00 00 26
9FEE:00 00 00 00 00 00 00 00 2E
9FF6:00 00 00 00 00 00 00 00 36
9FFE:00 00 00 00 00 00 00 00 3E

```

Directory Example

```

DQ 10 ' COPYRIGHT 1990 COMPUTE
! PUBLICATIONS, INC. - A
LL RIGHTS RESERVED
XB 20 'DIRECTORY (BASSEM)
GD 30 INPUT# $A000,$B000:=USR
{SPACE}1,0:=SQR 1
MP 40 =USR 1,0:' NO WARNINGS F
OR ZEROS
CA 50 =SQR 1:' WRITE TO MEMORY
QR 60 'WRITE "DIR.ML,P,W":'CRE
ATE ML FILE
DE 70 =RND $C000:' START ADDRE
SS
SD 80 DATA 1
KG 90 '
FH 100 >SETLFS=65466
GB 110 >SETNAM=65469
MQ 120 >OPEN=65472
RQ 130 >CHKIN=65478
AB 140 >CHRIN=65487
PK 150 >CHROUT=65490
HS 160 >CLOSE=65475
PC 170 >CLRCHN=65484

```

```

QJ 180 >ZP=251
SM 190 >LINPRT=48589
EJ 200 '
PB 210 =CLR #1
RM 220 =CMD #8:' DEVICE NUMBER
XQ 230 =SYS #0
BC 240 =LIST >SETLFS
MB 250 =CLR #2:' LENGTH OF FIL
ENAME
HR 260 =CMD #<>FILENM:' NAME I
S "$0" FOR DIRECTORY
GH 270 =SYS #>>FILENM
QJ 280 =LIST >SETNAM
QF 290 =LIST >OPEN
GA 300 =CMD #1:' INPUT FROM FI
LE 1
KR 310 =LIST >CHKIN
AQ 320 =LIST >CHRIN:' DISCARD
{SPACE}TRACK AND SECTOR
BYTES
QC 330 =LIST >CHRIN
DF 340 >NEWENT =LIST >CHRIN
SR 350 =/ >ZP
JE 360 =LIST >CHRIN
GJ 370 ORA >ZP:' CHECK FOR TWO
CONSECUTIVE ZEROS INDI
CATING LAST ENTRY
FH 380 =INPUT# >EXIT
MM 390 =CLR #13:' PRINT <CR> F
OR EACH ENTRY
FD 400 =LIST >CHROUT
RS 410 >PAUSE =CLR 653:' SHIFT
KEY PAUSE
CG 420 AND #1
DS 430 =READ >PAUSE
SQ 440 =LIST >CHRIN:' GET LOW
{SPACE}BYTE
QF 450 =OR
CF 460 =LIST >CHRIN:' GET HIGH
BYTE
ER 470 =LIST >LINPRT:' PRINT T
HE NUMBER OF BLOCKS
MM 480 =CLR #32:' INSERT A SPA
CE
KF 490 =LIST >CHROUT
XK 500 >LOOP =LIST >CHRIN
PP 510 =INPUT# >NEWENT:' ZERO
{SPACE}BYTE ENDS AN ENT
RY
JM 520 =LIST >CHROUT
RQ 530 =READ >LOOP:' LOOP BACK
FOR MORE
CA 540 >EXIT =CLR #1:' ALL DON
E, CLOSE AND RESET CHAN
NELS
BA 550 =LIST >CLOSE
KB 560 =LIST >CLRCHN
HA 570 =NOT
MQ 580 >FILENM =ABS "$0"
CC 590 DATA 2

```

Screen Saver Example

```

HK 10 'COPYRIGHT 1990 COMPUTE!
PUBLICATIONS, INC. ALL
{SPACE}RIGHTS RESERVED.
QE 15 POKE 55,0:POKE56,32:CLR:
' RESERVE AREA ABOVE 819
2
SD 20 SET $A000,$B000:OPZ 1,0:
WRT 1
MC 30 'WRITE "SCR.BASS,P,W"
AG 40 BAS $2000
KK 42 PASS 1
AC 43 <T1=$A000:' STORAGE AREA
UNDER ROM
PG 44 <T2=$A400
HQ 55 JMP <RECALL
MA 70 <STORE LDY #0:' ZERO LOO
P COUNTER
PF 80 FOR I=0 TO 999:'REM INLI
NE BASIC CODE

```

```

SD 90 LDA 1024+I:STA <T1+I
HM 95 LDA 55296+I:STA <T2+I
MH 100 NEXT
KG 110 RTS
PG 200 <RECALL LDA 1:PHA:AND #
254:STA 1:' SWITCH TO R
AM
XK 210 FOR I=0 TO 999:'REM INL
INE BASIC CODE
SB 215 LDA <T1+I:STA 1024+I
MX 220 LDA <T2+I:STA 55296+I
MA 225 NEXT
QK 292 PLA:STA 1:RTS
EJ 999 PASS 2

```

Split Source Part 1

```

DQ 10 ' COPYRIGHT 1990 COMPUTE
! PUBLICATIONS, INC. - A
LL RIGHTS RESERVED
HJ 20 'SPLIT SOURCE PART ONE
RH 30 POKE45,0:POKE46,135:CLR:
'RESERVE SPACE
DE 40 SET $A000,$BFFF:OPZ 1,0:
WRITE "SPLIT,P,W":BAS $C
000:PASS 1:<SET LDX #0
QX 50 STX $D021:DEX:STX $D020:
LDX #3:<NEXTNUM LDA <END
,X:STA $22,X:DEX
ME 60 BPL <NEXTNUM:LDY #0:<WAI
T LDX #1:<WAIT1 CPX 653:
BNE <WAIT1
XK 70 <PRINT LDA ($22),Y:BEQ <
JUMP:JSR $FFD2:INY:BNE <
PRI:INC $23
CR 80 <PRI CMP#"":BNE <PRINT:
<WAIT2 LDX 653:BNE <WAIT
2:BEQ <WAIT
PA 90 <JUMP JMP ($24):<END PAS
S 2
GK 100 LOAD"SPLITSRC.P2",8:'LO
AD AND RUN NEXT PART


```

Split Source Part 2

```

DQ 10 ' COPYRIGHT 1990 COMPUTE
! PUBLICATIONS, INC. - A
LL RIGHTS RESERVED
SS 20 'SPLIT SOURCE PART TWO
CE 30 BAS PEEK($FB)+256*PEEK($
FC):'BAS BEFORE WRITE. B
AS POINT TO THE LAST BYT
E
DK 40 WRITE "SPLIT,P,A":'APPEN
D TO ORIGINAL OBJECT COD
E
FP 50 PASS 1:WOR <TEXT,<COLORS
HQ 60 <COLORS JSR <PRMSG:SEI:<
LOOP FORI=0TO16:LDA #I:S
TA $D020:NEXT
MH 70 'REPETITIVE INSTRUCTIONS
MADE EASY WITH FOR-NEXT
LOOPING
MX 80 FORI=1TO33:NOP:NEXT:JMP
{SPACE}<LEAP:<LEAP LDA $
DC01:CMP #239:BNE <LOOP:
CLI:RTS
QA 90 <PRMSG LDX #0:<LPL LDA <
MSG,X:BEQ <RET:JSR $FFD2
:INX:BNE <LPL:<RET RTS
PR 100 <MSG BYT 13,"{RVS}{YEL}
PRESS SPACE",13,0
FA 110 <TEXT BYT 13,13,"{7}THI
S IS AN EXAMPLE OF A PR
OGRAM MADE OF TWO PARTS
."
HM 120 BYT "YOU CAN DO THIS WI
TH PROGRAMS THAT WON'T
{SPACE}FIT IN MEMORY IN
ONE PART."
PJ 130 BYT 13," .....OK? ",0
PA 140 PASS 2

```



EXECUTION ANALYZER

John R. Hampton

*Turn your 64 into a speed shop
for BASIC programs. With the
help of this runtime analyzer,
you'll have your programs
smoking in no time flat.*

T

here are many tricks that speed up a BASIC program. You can use integer variables, shorten variable names, or move heavily used subroutines to the beginning of the program. But it's not always obvious just where in your program such changes would do the most good. What's needed is a way to locate the slowest parts of a program.

Execution Analyzer is a machine language routine that runs in the background while your BASIC program executes. As your program runs, *Analyzer* gathers valuable information about each line. When your program has finished, this information is compiled into

a runtime report that can help you pinpoint problem areas and streamline inefficient code.

Getting Started

Execution Analyzer consists of two programs. The first one, EX.BAS, is written in BASIC and is used to install *Analyzer*. To avoid typing errors, enter this program using *The Automatic Proofreader*, found elsewhere in this issue. When you've finished typing, be sure to save a copy of the program to disk.

The second program is written entirely in machine language (ML) and must be entered using MLX. The MLX prompts, and the values you should type in, are as follows:

Starting address: A000

Ending address: A48F

When you've finished typing in the data, save a copy of the program to disk as EX.ML. When you're ready to test a program, load and run EX.BAS. After the ML file has been loaded into memory, a list of options will be displayed.

Analyzing a Program

Execution Analyzer is controlled with four SYS commands, all of which must be used from program mode. The first, SYS 724,O, turns *Analyzer* on (O for On) and begins testing. The second command, SYS 724,F, turns *Analyzer* off (F for off). The last two commands, SYS 724,D and SYS 724,P, output the results of the analysis to your screen (D for Display) or to your printer (P for Print), respectively.

For a quick demonstration, load and run EX.BAS (if you haven't already done so); then type in and run the following short program.

```
AS 100 REM *** EXAMPLE PROGRAM
      FOR ***
KJ 110 REM *** EXECUTION ANALY
      ZER(2 SPACES)***
HJ 120 :
GP 130 SYS 724,O
CG 140 LOOPS=100
ME 150 FOR I=1 TO LOOPS
FP 160 PRINT"LOOP" I
GA 170 FOR D=1 TO 100:NEXT
XR 180 IF INT(I/2)=I/2 THEN 20
      0
RH 190 X=SQR(COS(SIN(TAN(↑↑2)
      )))
GM 200 GOSUB 230
AC 210 NEXT I
MB 220 SYS 724,F:SYS 724,D:END
XF 230 RESTORE:DATA 1,2,3,4,5
GD 240 FOR J=1 TO 5:READ A
DK 250 POKE 30000+J,A:NEXT:RET
      URN
```

This program doesn't do much; it simply contains a couple of loops and a subroutine that give *Analyzer* something to evaluate. Line 130 activates *Analyzer*, and line 220 turns it off and displays the results when the program has finished.

The accompanying table contains a runtime report based on the test program. The first item in the table, PROGRAM RUNTIME, shows the total time used to execute the test program. The remainder of the report is divided into five columns, each showing specific information about the program lines that are executed.

The first column, labeled LINE#, is the number of the line executed. Column 2, EXECUTE, shows the number of times that the line executes. Column 3, TOTAL TIME, gives the amount of time spent executing the line. The fourth column, AVE SEC, lists the average number of seconds used to execute the line. And the last column, PRCNT, is the percent-

age of total runtime used by the line.

If you were testing a program, you could use this information to see where your program spends most of its execution time. You could then make changes to the program and test it again to see if its performance had improved.

Generating a Report

When *Analyzer* is active, it tests every program line executed. Lines with INPUT and GET statements will greatly affect the runtime report because they depend on the speed of the user, not of the program. Hence, it's not really necessary to test these lines.

To avoid this problem, first decide which section of your program needs testing; then place the command SYS 724,O at the start of the section and SYS 724,F at the end. *Analyzer* will test and report only on the lines between these two commands. This way, you can turn off *Analyzer* prior to INPUT or GET statements, and then turn it back on afterward. If your program executes an END or a NEW while being tested, *Analyzer* turns itself off automatically.

When *Analyzer* generates a report, the lines are listed in the order in which they're executed. Because of GOTOS and GOSUBs, this list may not be in numerical order. There are six additional SYS commands available to you that will sort a report before displaying or printing it.

SYS 724,DL (Sort by line number)
 SYS 724,PL
 SYS 724,DE (Sort by number of
 executions)
 SYS 724,PE
 SYS 724,DT (Sort by total time)
 SYS 724,PT

The last sort option has the effect of sorting the line numbers by the percentage of program runtime, listing the fastest lines at the top and the slowest at the bottom. The resulting report is especially convenient for locating the most inefficient lines in your program.

Interpreting Test Results

If you run *Analyzer* several times in a row on the same program, you'll notice that the results vary slightly from one run to the next. This inherent error is due to the timing methods used by *Analyzer* itself and is exaggerated by evaluating short, quick program lines.

One way around this is to place a line of the test program that you wish to improve within an extended FOR-NEXT loop. The longer the program spends executing this line, the more accurate and precise the test results will be. The EXECUTE column can keep track of up to 8,388,607 iterations per program line, and the TOTAL TIME can extend well beyond 77 hours. So feel

Sample Runtime Report

*PROGRAM RUNTIME = 00:00:03

LINE#	EXECUTE	TOTAL TIME	AVE SEC	PRCNT
130	1	00:00:00.0	.0000	.00
140	1	00:00:00.0	.0000	.00
150	1	00:00:00.0	.0000	.00
160	100	00:00:04.6	.0458	12.97
170	100	00:00:12.4	.1237	34.98
180	100	00:00:01.0	.0103	2.92
190	50	00:00:10.3	.2070	29.28
200	100	00:00:00.1	.0012	.33
230	100	00:00:00.1	.0008	.24
240	100	00:00:02.0	.0203	5.75
250	500	00:00:04.6	.0092	13.06
210	100	00:00:00.2	.0017	.47
220	1	00:00:00.0	.0000	.00

Execution Analyzer

free to let your program run overnight or even over the weekend.

Also, if you time the tests yourself, don't be surprised if the results don't correspond with times you get from your stopwatch. Programs generally run about 15 percent slower due to the overhead of *Analyzer* itself.

How It Works

The initialization routine for *Analyzer* occupies memory locations 724-767, while the bulk of the program is hidden under BASIC ROM beginning at location 40960. The program uses the timers in the CIA #2. Since this chip is also responsible for timing operations that involve certain I/O devices (the disk drive, printer, and user port), your test program cannot use these devices without affecting the results of the test.

When *Execution Analyzer* is turned on, it changes the BASIC vectors that normally point to a routine that decodes and executes commands. Whenever a BASIC command is encountered, a routine inside *Analyzer* takes over. As each line is executed, this routine records the amount of execution time used and increments a counter that holds the number of times each line is executed. Before a report is generated, this information is used to calculate the *AVERAGE* and *PERCENT* columns.

To save a little memory space, *Analyzer* does not check for syntax errors in the SYS commands. If an illegal command is given, it's simply ignored.

EX.BAS

```
HQ 10 REM COPYRIGHT 1990 COMPU
TE! PUBLICATIONS, INC. -
ALL RIGHTS RESERVED
CF 20 IFA=0 THEN A=1:LOAD"EX.ML"
,8,1
GQ 30 PRINT"{CLR}":POKE53280,1
2:POKE53281,0
QG 40 FORI=724TO767:READA:X=X+
A:POKEI,A:NEXT:IFX<>3764
THENPRINT"DATA ERROR.":S
TOP
SB 50 PRINT"{CLR}{5}{RVS}
{6 SPACES}EXECUTION ANAL
YZER INSTALLED{6 SPACES}
"
SH 60 PRINT"{4}{2 SPACES}{RVS}
COMMAND{8 SPACES}FUNCTI
ON{12 SPACES}":PRINT
GH 70 PRINT"{5}{2 SPACES}SYS 7
24,0{6 SPACES}TURN ANALY
ZER ON ":PRINT
AG 80 PRINT"{2 SPACES}SYS 724,
F{6 SPACES}TURN ANALYZER
OFF ":PRINT
EF 90 PRINT"{4}{2 SPACES}{RVS}
{7 SPACES}DISPLAY OR PRI
NT REPORT{6 SPACES}":PRI
NT
HA 100 PRINT"{5}{2 SPACES}SYS
{SPACE}724,D{6 SPACES}B
Y ORDER OF EXECUTION":P
RINT"{2 SPACES}SYS 724,
P":PRINT
MB 110 PRINT"{2 SPACES}SYS 724
,DL{5 SPACES}BY LINE NU
```

```
MBER":PRINT"{2 SPACES}S
YS 724,PL":PRINT
FE 120 PRINT"{2 SPACES}SYS 724
,DE{5 SPACES}BY # OF EX
ECUTIONS":PRINT"
{2 SPACES}SYS 724,PE":P
RINT
JA 130 PRINT"{2 SPACES}SYS 724
,DT{5 SPACES}BY TOTAL T
IME":PRINT"{2 SPACES}SY
S 724,PT":NEW
XM 140 DATA 32,246,2,32,0,160,
72,165,1,9,1,133,1,88,1
04,96,32,246,2,32,155,1
61
FS 150 DATA 32,218,2,76,228,16
7,32,218,2,32,0,0,72,12
0,165,1,41,254,133,1,10
4,96
```

EX.ML

```
A000:20 73 00 AA 20 73 00 E0 88
A008:4F F0 31 E0 46 F0 4F E0 D6
A010:44 F0 56 E0 50 D0 51 A9 9A
A018:FF A2 04 A8 20 BA FF 20 19
A020:C0 FF A2 FF 20 C9 FF 20 5E
A028:69 A0 D0 08 A2 05 20 BE 09
A030:A3 CA D0 FA A9 FF 20 C3 11
A038:FF 4C CC FF A2 04 A9 00 9E
A040:85 A9 D0 85 A4 CA 10 FA 26
A048:8E 06 DD 8E 07 DD A9 95 8F
A050:8D 04 DD A9 42 8D 05 DD DF
A058:20 B3 A1 A9 02 2C A9 A7 21
A060:8D 09 03 A9 E4 8D 08 03 16
A068:60 A0 FF 20 79 00 F0 15 C6
A070:AA 20 73 00 C8 E0 4C F0 D0
A078:0C A0 02 E0 45 F0 06 A0 D0
A080:05 E0 54 D0 E3 84 BD A2 63
A088:00 20 9A A3 20 45 A3 20 DC
A090:04 A3 A2 15 20 9A A3 A0 B5
A098:04 BE 3E A4 20 BB A3 A9 7E
A0A0:2D 20 D2 FF CA D0 F8 88 EE
A0A8:10 EF 20 A0 A3 A0 04 B1 55
A0B0:F7 29 7F 91 F7 20 83 A3 2C
A0B8:D0 F3 20 BE A3 20 E4 FF B6
A0C0:C9 20 F0 A4 20 A0 A3 20 42
A0C8:83 A3 F0 9C A0 04 B1 F7 0D
A0D0:30 F5 A5 F7 85 F9 A5 F8 34
A0D8:85 FA A5 BD 30 33 20 83 3E
A0E0:A3 F0 2E A0 04 B1 F7 30 07
A0E8:F5 A4 BD B1 F9 38 F1 F7 AD
A0F0:85 57 C8 B1 F9 F1 F7 85 0C
A0F8:58 08 C0 01 F0 07 28 C8 4D
A100:B1 F9 F1 F7 08 28 90 D6 31
A108:05 58 05 57 D0 C4 A8 F0 D5
A110:DA A0 01 B1 F9 48 88 B1 D7
A118:F9 A8 08 20 6B A3 A2 06 C6
A120:20 5B A2 20 33 A3 A2 08 16
A128:20 5B A2 20 D5 A3 20 A9 CF
A130:A3 20 01 A4 20 0E A3 20 DB
A138:04 A4 20 21 A4 20 1B A4 3D
A140:08 20 CE A3 28 F0 0B 20 DE
A148:18 A4 A0 1E 20 E7 A3 20 BE
A150:F4 A3 20 04 A3 20 CE A3 1A
A158:20 A9 A3 A2 01 8A 20 5D 84
A160:A2 20 D5 A3 20 33 A3 20 27
A168:DD A3 20 0B A4 20 C3 A3 09
A170:A2 07 A9 04 20 5D A2 20 18
A178:D5 A3 20 45 A3 20 DD A3 E4
A180:20 0B A4 20 01 A4 20 01 09
A188:A4 A2 05 A9 02 20 5D A2 EF
A190:A0 04 B1 F9 09 80 91 F9 62
A198:4C BA A0 A0 00 8C 0E DD FA
A1A0:C5 7A D0 06 B1 7A C5 3A 1D
A1A8:F0 04 A4 A9 F0 1F 84 A9 4B
A1B0:20 EC A1 A5 39 8D 83 A4 79
A1B8:A5 3A 8D 84 A4 A9 51 8D 53
A1C0:0F DD A5 A9 D0 03 20 1A 3F
A1C8:A2 A9 00 85 A9 A0 01 B1 A3
A1D0:7A C9 82 F0 0F C9 8E F0 D0
A1D8:0B C9 80 F0 04 C9 A2 D0 90
A1E0:05 4C 5E A0 E6 A9 A9 01 C1
A1E8:8D 0E DD 60 20 2D A9 DC
```

```
A1F0:00 48 A0 04 18 AD 06 DD FB
A1F8:49 FF AA 20 27 A2 AD 07 5E
A200:DD 49 FF 48 20 27 A2 20 0E
A208:25 A2 8A 48 A2 FD 18 68 04
A210:7D 88 A3 9D 88 A3 E8 D0 F9
A218:F6 60 20 2D A2 18 98 20 8E
A220:27 A2 20 25 A2 A9 00 C8 7C
A228:71 F7 91 F7 60 20 A0 A3 3E
A230:20 83 A3 F0 11 B1 F7 CD F6
A238:84 A4 D0 F4 88 B1 F7 CD 1B
A240:83 A4 F0 0B D0 EA A0 09 BB
A248:A9 00 91 F7 88 D0 FB AD 41
A250:83 A4 91 F7 C8 AD 84 A4 DC
A258:91 F7 60 A9 00 86 AA 85 FF
A260:AB 85 B4 F0 07 20 01 A4 E1
A268:C6 B4 D0 F9 20 EE A3 20 1C
A270:21 A4 20 28 A4 B9 00 01 03
A278:F0 05 85 B5 C8 D0 F6 88 83
A280:84 B6 88 D0 24 A5 AB F0 D3
A288:20 A5 B5 C9 30 D0 1A A5 39
A290:AA 38 E5 AB AA F0 06 20 F5
A298:BB A3 CA D0 FA 20 B8 A3 78
A2A0:66 AB 20 B5 A3 CA D0 FA 68
A2A8:60 C8 C4 AB B0 02 A4 AB 26
A2B0:84 57 A5 AA 38 E5 57 AA 20
A2B8:A5 B6 38 E5 AB 85 B6 CA 8F
A2C0:30 06 20 BB A3 CA 10 FA C2
A2C8:A0 01 C4 AB D0 09 A5 B6 9E
A2D0:F0 05 C6 B6 C8 D0 14 A6 6C
A2D8:B6 CA 30 0B B9 00 01 20 D2
A2E0:D2 FF C8 C6 B6 D0 F5 A5 9F
A2E8:AB F0 18 20 B8 A3 A6 B6 9D
A2F0:F0 06 20 B5 A3 E8 D0 FA EC
A2F8:B9 00 01 F0 06 20 D2 FF A0
A300:C8 D0 F5 60 20 BB A3 20 FB
A308:1E A4 A0 00 84 5E 84 71 B3
A310:A0 06 84 5D A0 24 20 2F 94
A318:A4 A0 FA D0 05 A9 3A 20 A9
A320:D2 FF B9 06 00 20 D2 FF 8E
A328:B9 07 00 20 D2 FF C8 C8 01
A330:D0 EB 60 A0 02 B1 F9 48 04
A338:C8 B1 F9 48 C8 B1 F9 AA BF
A340:68 A8 4C 4F A3 AD 85 A4 E7
A348:AC 86 A4 AE 87 A4 48 8A F0
A350:20 6B A3 20 18 A4 A9 01 A0
A358:A0 00 20 E4 A3 20 FB A3 7B
A360:20 18 A4 68 A8 20 E7 A3 12
A368:4C F4 A3 20 E4 A3 20 1B 9A
A370:A4 10 22 20 76 A3 20 1B EE
A378:A4 A9 A5 A0 B1 20 0E A4 0A
A380:4C F1 A3 A5 F7 18 69 08 34
A388:85 F7 90 02 E6 F8 A0 00 1F
A390:B1 F7 C8 11 F7 60 20 D2 2D
A398:FF EB 8D 43 A4 D0 F7 60 BE
A3A0:A9 80 85 F7 A9 A4 85 F8 F0
A3A8:60 20 C3 A3 20 18 A4 20 A5
A3B0:21 A4 4C F1 A3 A9 30 2C AA
A3B8:A9 2E 2C A9 20 2C A9 0D 92
A3C0:4C D2 FF 20 18 A4 A0 3C B5
A3C8:20 E7 A3 4C 0B A4 A9 57 E8
A3D0:A0 00 4C 0E A4 A0 05 20 A4
A3D8:35 A3 4C 11 A4 A9 57 A0 59
A3E0:00 4C FE A3 A2 91 2C A2 AB
A3E8:A2 48 A9 B3 D0 46 A2 49 32
A3F0:2C A2 53 2C A2 6A 48 A9 1D
A3F8:B8 D0 39 A2 30 2C A2 8C 26
A400:2C A2 E2 2C A2 FE 48 A9 72
A408:BA D0 29 A2 12 2C A2 A2 5B
A410:2C A2 CA 48 A9 BB D0 1C EF
A418:A2 0F 2C A2 2B 2C A2 9B 11
A420:2C A2 CC 48 A9 BC D0 0C 34
A428:A2 DD 48 A9 BD D0 05 A2 BB
A430:68 48 A9 BE 8E F4 02 8D BA
A438:F5 02 68 4C F0 02 05 07 6F
A440:0A 07 05 D0 20 2A 50 52 5E
A448:4F 47 52 41 4D 20 52 55 4E
A450:4E 54 49 4D 45 20 3D 00 F8
A458:0D 0D 20 4C 49 4E 45 23 65
A460:20 45 58 45 43 55 54 45 C7
A468:20 54 4F 54 41 4C 20 54 D5
A470:49 4D 45 20 41 56 45 20 6A
A478:53 45 43 20 50 52 43 4E C7
A480:54 0D 00 00 00 00 00 00 37
A488:00 00 00 00 00 00 00 00 D1
```


MAGNA PRINT

You've just put the finishing touches on your latest creation—a simple text-only program. You run it. It looks terrible; every screen is the same. If only there were some way to liven up the program's appearance. Here's where *MagnaPrint* comes in.

This short utility allows you to expand the current character set horizontally, vertically, or both horizontally and vertically. It works equally well with built-in or redefined character sets, and, since it expands only the characters that are displayed, it saves both time and memory.

Getting Started

Since *MagnaPrint* is written entirely in machine language, you'll need to type it in using *MLX*, the machine language entry program found elsewhere in this issue. When *MLX* prompts you, respond with the values given below.

Starting address: \$CC00

Ending address: \$CF7

When you've finished entering the program, save it to disk as *MAGNAPRINT.ML* before you exit *MLX*.

The second program, *Demo*, is written in BASIC. To ensure accurate typing, enter it using *The Automatic Proofreader*, also located elsewhere in this issue. When you've finished, be sure to save a copy of the program to disk. To see *MagnaPrint* in action, load and run *Demo*.

Using MagnaPrint

To install *MagnaPrint* in your own programs, place the following line at the beginning of the program.

```
10 IF A=0 THEN A=1:LOAD  
"MAGNAPRINT.ML",8,1
```

Then, activate the routine by executing the command `SYS 52224`. You now have a choice of the following four character sizes.

- Size 0—the size of a standard Commodore character. *MagnaPrint* uses this size as its default.
- Size 1—double width (twice as wide as a standard character). Two bytes of

Want to add some variety to your text presentations? With *MagnaPrint*, you can. This machine language utility for the 64 offers you a choice of four character-set sizes, all of which can be used simultaneously. A demo is included.

Peter M. L. Lottrup



Characters in all four text sizes appear on this screen from the demo program.

screen memory are used for each character.

- Size 2—double height (twice the height of a standard character). Also uses two bytes per character.
- Size 3—double width and double height. Each character uses four bytes of screen memory.

The various character sizes are accessed by printing `CHR$(X)`, where `X` is the size number, prior to printing the text. For example, the following lines

print `HELLO` in four different sizes on the same screen line:

```
SYS 52224
```

```
PRINT"HELLO"CHR$(1)"HELLO"CHR$(2)"HELLO"CHR$(3)"HELLO"CHR$(0)
```

Notice the placement of `CHR$(0)` at the end of this line. This ensures that any printing performed thereafter will be done in standard-size characters.

MagnaPrint defines the enlarged characters in a buffer just before it prints them. To keep from overflowing the buffer, you should call the initialization routine (with `SYS 52224`) each time you clear the screen. This call effectively clears the character memory area, leaving it available for more expanded character definitions.

MagnaPrint lets you specify the character set that you wish to use and also lets you change character sets on the fly. To select a character set, `POKE` its high-byte address into location 52299 before you call the routine (with `SYS 52224`). By default, *MagnaPrint* uses the uppercase/graphics set (location 52299 contains a 208). To use the lower-/uppercase set, `POKE` a 216 into this location.

To use custom characters with *MagnaPrint*, call the routine with `SYS 52224`. Then, based on the screen codes of the characters that you wish to define, `POKE` the character definitions into memory beginning at 49152. This technique is illustrated in lines 320–410 of *Demo*. In line 380, the 8-byte definition for the `@` character (screen code 0) is `POKE`d into memory. Suppose you wished to redefine the exclamation point (screen code 33) rather than `@`. Line 380 would become

```
380 L=49152+33*8:FORI=LTOL+7  
:READA:POKEI,A:NEXT
```

Note that you cannot display inverse characters with *MagnaPrint* by printing `CHR$(18)` before the characters. You can generate the inverse character-set definitions and print the resulting characters as if they were custom characters. Line 350 of *Demo* makes characters `A-L` (screen codes

www.commodore.ca

1-12) inverse and stores them in memory where the corresponding graphics characters would reside. So now, if you print SHIFT-A, an inverse A appears (see line 370 in Demo).

By default, *MagnaPrint* uses screen codes in the range 96-255 for storing enlarged characters (size 1-3 characters). But any screen-code range may be specified by using the following POKEs:

POKE 52256,starting screen code

POKE 52261,ending screen code

Finally, when you've finished using *MagnaPrint*, execute the command SYS 52227 to return the computer to its standard memory configuration.

Some Caveats

There are several things that you should bear in mind when using *MagnaPrint*. If the program runs out of memory in which to store the large character shapes, an OUT OF MEMORY error will occur and the program will stop. The only way to avoid this error is to SYS to the routine each time you clear the screen.

Control codes (cursor commands, color codes, and so on) don't have special significance within printed text unless you're using standard-size characters (size 0). So, to issue a control code within a line of enlarged text, switch to standard-size text using CHR\$(0), print the control code, and then return to the prior text size with CHR\$(X).

If you press RUN/STOP-RESTORE while the program is active, you'll be left on an alternate text screen. To return to the default screen, type (blindly) SYS 52227.

How It Works

When you call *MagnaPrint* with the command SYS 52224, it copies a selected character set into RAM at 49152-51199 (\$C000-\$C7FF) and locates the text screen at 51200-52223 (\$C800-\$CBFF). Then it redirects the CHROUT (PRINT) vector at 806 (\$326) to itself.

Henceforth, whenever you print a character, the routine checks to see if the character should be expanded. If not, the character is printed normally. Otherwise, if the character has not yet been printed in the size specified, it's expanded, added to a control table at 57344 (\$E000), and then printed. If the character already exists in the expanded form, it's simply taken from the table at 57344 and printed.

MagnaPrint

```
CC00:4C 16 CC A9 04 8D 88 02 E2
CC08:A9 15 8D 18 D0 A9 C7 8D 39
CC10:00 DD 20 8A FF 60 A9 08 AA
CC18:20 D2 FF A9 C0 85 FC A9 D0
```

```
CC20:60 8D BA 02 A9 FF 8D C7 F4
CC28:02 A9 E0 8D BB 02 8D 38 5B
CC30:CC A2 08 A9 00 A8 99 00 4A
CC38:E0 C8 D0 FA EE 38 CC CA FA
CC40:D0 F4 A9 00 8D B7 02 8D 91
CC48:B8 02 A9 D0 85 FE A9 00 7C
CC50:A8 85 FD 85 FB 85 02 8D 3F
CC58:B9 02 A2 08 78 A5 01 29 A9
CC60:FA 85 01 B1 FD 91 FB C8 0B
CC68:D0 F9 E6 FC E6 FE CA D0 2F
CC70:F2 20 B1 CC A9 C8 8D 88 A2
CC78:02 A9 93 20 D2 FF A9 00 DB
CC80:8D 00 DD A9 20 8D 18 D0 6F
CC88:A9 BB 8D 26 03 A9 CC 8D DF
CC90:27 03 A9 C0 85 FE A9 00 3B
CC98:85 FD AD BA 02 20 75 CD 1F
CCA0:A5 FD 85 FB A5 FE 85 FC 2E
CCA8:60 78 A5 01 29 F8 85 01 8E
CCB0:60 48 A5 01 09 07 85 01 C1
CCB8:58 68 60 C9 04 B0 02 85 AD
CCC0:02 8E C1 02 48 A5 02 F0 25
CCC8:02 C9 04 90 04 68 4C CA 85
CCD0:F1 8C C0 02 68 8D BC 02 B3
CCD8:C9 20 90 F2 A0 00 84 FD AC
CCE0:A9 E0 85 FE 20 A9 CC B1 1B
CCE8:FD 20 B1 CC CD BC 02 D0 C2
CCF0:03 4C 0A CF 20 B1 CF 20 E4
CCF8:A9 CC B1 FD 20 B1 CC F0 03
CD00:09 20 B1 CF 20 B1 CF 4C 0F
CD08:E4 CC AD BB 02 85 FE A9 88
CD10:00 85 FD AC B8 02 AD BC 7D
CD18:02 91 FD 20 B1 CF A5 02 F4
CD20:91 FD 20 B1 CF AD BA 02 CF
CD28:91 FD 20 B1 CF 8C B8 02 4F
CD30:A5 FE 8D BB 02 AC BA 02 06
CD38:C8 CC C7 02 F0 1E C8 CC E2
CD40:C7 02 F0 18 A5 02 C9 03 AB
CD48:D0 0C C8 CC C7 02 F0 0C 69
CD50:C8 CC C7 02 F0 06 8C BA 10
CD58:02 18 90 09 A9 00 85 02 F7
CD60:A2 10 6C 00 03 A9 C0 85 A4
CD68:FE AD BC 02 20 BD CE 20 5C
CD70:75 CD 4C A7 CD 48 0A 0A EB
CD78:0A 85 FD 68 C9 20 90 26 D6
CD80:E6 FE C9 40 90 20 E6 FE 5E
CD88:C9 60 90 1A E6 FE C9 80 1C
CD90:90 14 E6 FE C9 A0 90 0E 4E
CD98:E6 FE C9 C0 90 08 E6 FE 1E
CDA0:C9 E0 90 02 E6 FE 60 A9 29
CDA8:00 8D BE 02 A5 02 C9 02 6A
CDB0:D0 03 4C 88 FC A2 08 A5 46
CDB8:02 C9 03 D0 1D A5 FC 8D 3C
CDC0:C5 02 A5 FB 8D C8 02 AD 75
CDC8:B7 02 8D C6 02 A9 02 85 1F
CDD0:FC A9 A7 85 FB A9 00 8D B6
CDD8:B7 02 AC B7 02 A9 00 91 2A
CDE0:FB AC BE 02 B1 FD 8D BF FD
CDE8:02 AC B7 02 29 80 F0 02 F6
CDF0:A9 C0 20 B5 CE 29 40 F0 7D
CDF8:02 A9 30 20 B5 CE 29 20 63
CE00:F0 02 A9 0C 20 B5 CE 29 2B
CE08:10 F0 02 A9 03 20 B5 CE 97
CE10:AD B7 02 18 69 08 8D B7 72
CE18:02 90 02 E6 FC A8 A9 00 67
CE20:91 FB AD BF 02 29 08 F0 EC
CE28:02 A9 C0 20 B5 CE 29 04 8A
CE30:F0 02 A9 30 20 B5 CE 29 9D
CE38:02 F0 02 A9 0C 20 B5 CE 09
CE40:29 01 F0 02 A9 03 20 B5 40
CE48:CE AD B7 02 38 E9 07 B0 F7
CE50:02 C6 FC 8D B7 02 EE BE 7B
CE58:02 CA F0 03 4C DA CD AD 0F
CE60:B7 02 18 69 08 8D B7 02 DB
CE68:90 02 E6 FC A5 02 C9 03 47
CE70:F0 03 4C DC CC A9 00 8D 39
CE78:BE 02 AD C8 02 85 FB A9 FF
CE80:A7 85 FD A9 02 85 FE AD 7F
CE88:C5 02 85 FC AD C6 02 8D 24
CE90:B7 02 AC BE 02 C0 10 B0 EF
CE98:D9 B1 FD AC B7 02 91 FB FE
CEA0:C8 D0 02 E6 FC 91 FB C8 74
CEA8:D0 02 E6 FC 8C B7 02 EE 12
CEB0:BE 02 4C 92 CE 11 FB 91 25
CEB8:FB AD BF 02 60 8D C3 02 9A
CEC0:29 80 8D C2 02 AD C3 02 41
```

```
CEC8:29 3F 8D C3 02 AD C2 02 07
CED0:F0 08 AD C3 02 09 40 8D 1D
CED8:C3 02 AD C3 02 60 8D C4 3C
CEE0:02 8D C3 02 29 40 8D C2 A3
CEE8:02 AD C3 02 29 3F C9 20 85
CEF0:B0 02 09 40 8D C3 02 AD B9
CEF8:C2 02 C9 40 D0 08 AD C3 7B
CF00:02 09 80 8D C3 02 AD C3 11
CF08:02 60 20 B1 CF 20 A9 CC FE
CF10:B1 FD 20 B1 CC D0 03 4C 23
CF18:01 CD C5 02 F0 03 4C 01 B1
CF20:CD 20 B1 CF 20 A9 CC B1 D4
CF28:FD 20 B1 CC 8D BD 02 AE E7
CF30:C1 02 20 DC CF A5 02 C9 5E
CF38:01 D0 06 20 DC CF 4C 5A 68
CF40:CF C9 02 D0 17 A9 11 AC B5
CF48:C0 02 20 CA F1 A9 9D 20 0B
CF50:CA F1 20 DC CF A9 91 20 0C
CF58:CA F1 18 60 EE BD 02 20 75
CF60:DC CF CE BD 02 CE BD 02 E0
CF68:A9 11 20 CA F1 A9 9D 20 63
CF70:CA F1 A9 9D 20 CA F1 20 31
CF78:DC CF EE BD 02 20 DC CF 4E
CF80:A9 91 20 CA F1 18 90 D2 ED
CF88:AC BE 02 C0 08 F0 1F B1 6E
CF90:FD 8D BF 02 AC B7 02 91 84
CF98:FB C8 D0 02 E6 FC 91 FB EC
CFA0:C8 D0 02 E6 FC 8C B7 02 13
CFA8:EE BE 02 4C 88 CF 4C DC 6D
CFB0:CC C8 D0 02 E6 FE 60 48 5F
CFB8:AD C4 02 C9 80 90 0B A9 43
CFC0:12 AC C0 02 20 CA F1 8C 69
CFC8:C0 02 68 60 A0 00 84 D4 3F
CFD0:A9 92 AC C0 02 20 CA F1 A3
CFD8:8C C0 02 60 AC C0 02 AD 4F
CFE0:BD 02 20 DE CE 20 B7 CF 08
CFE8:20 CA F1 20 CC CF 8C C0 0B
CFF0:02 EE BD 02 60 00 00 00 28
```

Demo

```
XQ 5 REM COPYRIGHT 1990 COMPUT
E! PUBLICATIONS, INC. - A
LL RIGHTS RESERVED
JH 10 IFPEEK(52224)<>76THENLOA
D"MAGNAPRINT.ML",8,1
MC 20 LNS="*":FORI=1TO18:LNS=L
NS+ "*" :NEXT
XB 30 SYS52224:POKE53280,0:POK
E53281,0
KM 40 DIMVS(24):VS(0)="{HOME}"
:FORI=1TO24:VS(I)=VS(I-1
)+"{DOWN}":NEXT
XG 50 PRINTVS(2)TAB(15)"{BLU}C
OMPUTE!'S"
QJ 60 PRINTVS(3)TAB(12)CHR$(1)
"GAZETTE"
QG 70 PRINTVS(4)CHR$(0)TAB(9)"
{RED}FOR"CHR$(1)"*****
"CHR$(0)"USERS"
PQ 80 PRINTVS(5)CHR$(2)TAB(11)
"COMMODORE 64/128"
MK 90 PRINTVS(9)TAB(15)CHR$(0)
"{YEL}PRESENTS..."
MG 100 FORDY=1TO3000:NEXT
SJ 110 AS="MAGNAPRINT!"
QE 120 FORJ=1TO5:POKE646,J
FK 130 PRINTVS(12+J*2)TAB(9)CH
RS(3);
EX 140 FORI=1TOLEN(AS):PRINTMI
DS(AS,I,1);
GR 150 POKE54296,15:POKE54296,
0:FORDY=1TO30:NEXTDY,I,
J
CM 160 FORDY=1TO3000:NEXT
RF 170 PRINTCHR$(0)"{CLR}":SYS
52224
BE 180 PRINTVS(5)TAB(4)"{3}"CH
RS(3)"4 ";:POKE646,6
EB 190 PRINTCHR$(2)"TEXT SIZES
FOR YOU TO USE!"
AG 200 PRINTVS(8)TAB(8)CHR$(0) >
```

GAZETTE DISK LIBRARY

VALUE-PACKED SOFTWARE AT AFFORDABLE PRICES

All *Gazette* disks are menu-driven for ease of use—and they feature complete documentation. Just load and you're ready to go!

SpeedScript

\$11.95

COMPUTE! Publications' most popular program ever. Powerful word processing package includes *SpeedScript* for the 64, *SpeedScript 128*, spelling checkers for both 64 and 128 versions, plus an additional dozen support programs, including mail-merge and word-count utilities.

Gazette Index

\$7.95

Every article and department from *Gazette*—July 1983 through December 1989 issues—is indexed: features, games, reviews, programming, Bug-Swatter, Feedback, and the other columns. Disk features pull-down menus, help screens, superfast searching/ sorting capabilities, and much more.

Gazette's Power Tools

\$9.95

Fourteen of the most important utilities for the 64 ever published in *Gazette*. For serious users. Titles: *MetaBASIC*, *Disk Rapid Transit*, *Mob Maker*, *Ultrafont+*, *Quick!*, *Disk Editor*, *Basically Music*, *PrintScreen*, *1526 PrintScreen*, *Fast Assembler*, *Smart Disassembler*, *Comparator*, *Sprint II*, and *Turbo Format*.

The GEOS Collection

\$11.95

Gazette's best 13 programs for GEOS and GEOS 128 users. Selection includes utilities, applications, and games. Titles: *Super Printer Driver*, *Skeet*, *File Saver*, *Help Pad*, *Word Count*, *Directory Printer*, *Quick Clock*, *SlideShow*, *File Retriever*, *Screen Dumper*, *Font Grabber*, *GeoPuzzle*, and *GeoConverter*.

Best Gazette Games

\$9.95

Best dozen arcade and strategy games ever published in *Gazette* all on one disk. All games for Commodore 64. Titles: *Crossroads II: Pandemonium*, *Basketball Sam & Ed*, *Delta War*, *Heat Seeker*, *Omicron*, *Powerball*, *Q-Bird*, *Trap*, *Arcade Volleyball*, *Mosaic*, *Power Poker*, and *Scorpion II*.

128 Classics

\$11.95

Thirteen of *Gazette's* best 128 programs, including utilities, games, and applications. Titles: *MetaBASIC 128*, *RAMDisk 128*, *80-Column Disk Sector Editor*, *MultiSort*, *Block Out*, *Miami Ice*, *The Animals' Show*, *Cribbage*, *XPressCard*, *Sound Designer*, *Video Slide Show*, *Math Graphics*, and *3-D BarGrapher*.

SPECIAL OFFER!

All 6 DISKS FOR ONLY \$49.95!

A \$13.00 SAVINGS!

All prices include shipping & handling.

SpeedScript	<input type="checkbox"/>	\$11.95
Gazette's Power Tools	<input type="checkbox"/>	\$ 9.95
Best Gazette Games	<input type="checkbox"/>	\$ 9.95
Gazette Index	<input type="checkbox"/>	\$ 7.95
The GEOS Collection	<input type="checkbox"/>	\$11.95
128 Classics	<input type="checkbox"/>	\$11.95
Special 6-Disk Offer	<input type="checkbox"/>	\$49.95

Subtotal _____

State Sales Tax* _____

Outside U.S. or Canada** _____

Total _____

Name _____

Address _____

City _____ State _____ ZIP _____

Amount enclosed \$ _____

Method of payment

Check or Money Order

VISA or MasterCard

(for orders over \$20)

Mail to: Gazette Disks
P.O. Box 5188
Greensboro, NC 27403

Credit card no. _____ Exp. date _____

Signature (required) _____

Daytime phone number _____

* Residents of New York, Pennsylvania, and North Carolina add appropriate sales tax.

** For delivery outside the U.S. or Canada, add \$1 for surface mail or \$3 for airmail. All orders must be in U.S. funds drawn on a U.S. bank.

```

"{CYN}{2 DOWN}STANDARD
{SPACE}SIZE"
MQ 210 PRINTTAB(8)CHR$(1)"DOUB
LE WIDTH"
RG 220 PRINTTAB(8)CHR$(2)"DOUB
LE HEIGHT"
PP 230 PRINT:PRINTTAB(8)CHR$(3
)"GIANT SIZE"
HX 240 GOSUB480:POKE52256,128:
REM --- LIMIT REDEFD. C
HARACTER RANGE ---
AR 250 PRINTCHR$(0)"{CLR}":SYS
52224:PRINTCHR$(0)"
{YEL}USE THE CHARACTER
{SPACE}SET YOU WISH:"
AA 260 PRINTV$(8)"{BLU}"TAB(3)
CHR$(1)"UPPERCASE/GRAPH
ICS"V$(12)CHR$(1);:POKE
646,2
SA 270 FORI=64TO96:PRINTCHR$(I
);:NEXT:FORI=161TO187:P
RINTCHR$(I);:NEXT
MP 280 FORDY=1TO2000:NEXT:POKE
52299,216:PRINTCHR$(0)"
{CLR}";
AD 290 SYS52224:PRINT"{YEL}USE
THE CHARACTER SET YOU
{SPACE}WISH:"
JD 300 PRINTV$(8)"{BLU}"TAB(2)
CHR$(1)"LOWERCASE/UPPER
CASE"V$(12)CHR$(1);:POK
E646,2
PD 310 FORI=64TO96:PRINTCHR$(I
);:NEXT:FORI=193TO219:P
RINTCHR$(I);:NEXT
FC 320 FORDY=1TO2000:NEXT:POKE
52256,91:POKE52299,208:
PRINTCHR$(0)"{CLR}":SYS
52224
HX 330 PRINT"{YEL}REVERSE AND
{SPACE}CUSTOM CHARACTER
S"
QQ 340 PRINT"ARE HERE TOO!{7}"
JE 350 FORI=49160TOI+96:POKE49
672+KK,255-PEEK(I):KK=K
K+1:NEXT
RC 360 FORI=0TO3:PRINTV$(I*2+4
)TAB(7);:IFI=3THENPRINT
"{DOWN}";
AD 370 PRINTCHR$(I)"ABCDEFGHIJ
KL":NEXTI
CF 380 FORI=49152TOI+7:READA:P
OKEI,A:NEXT
FB 390 DATA60,60,24,255,24,24,
36,102
XG 400 PRINTV$(16)CHR$(0)"
{RED}@ @ @ {2 SPACES}"CH
R$(1)"@ @ @ {2 SPACES}"C
HR$(2);
RM 410 PRINT"@ @ @ {2 SPACES}"C
HR$(3)"@ @ @"CHR$(0)
RQ 420 GOSUB480
QJ 430 POKE52256,96:PRINTCHR$(
0)"{CLR}":SYS52224
DQ 440 PRINTV$(10)"{BLU}"CHR$(
1)"PRESS "CHR$(0)"{UP}
{RED}";
MF 450 PRINTCHR$(2)"ANY KEY "C
HR$(0)"{BLU}"CHR$(1)"TO
RESTART"
HB 460 POKE646,7:PRINTV$(14)TA
B(8)CHR$(3)"MAGNAPRINT!"
JQ 470 POKE198,0:WAIT198,1:PRI
NTCHR$(0)"{CLR}":RUN
JA 480 POKE646,7:PRINTV$(22)CH
R$(1)LN$
CB 490 PRINTV$(23)TAB(6)"PRESS
ANY KEY"
RH 500 PRINTV$(24)CHR$(1)LN$:C
HR$(0)"{HOME}";
EQ 510 POKE198,0:WAIT198,1
EG 520 RETURN

```

bug-swatter

● *Smart Disassembler* from the *Power Tools* disk and the January 1989 issue of *COMPUTE!'s Gazette* has a problem disassembling the STY instruction. The disassembler interprets \$93 (147) as STY and \$94 (148) as an unknown instruction (it prints BYTE \$94). According to the *Commodore 64 Programmer's Reference Guide*, \$93 is reserved for future expansion and \$94 is the STY instruction. To correct the program, change line 1370 as follows:

```
1370 DATA STA,6,,,STY,7,STA,7,STX,12,
```

Reader David W. Spearing suggests the following changes to make labels stand out from the rest of the code when you disassemble to the screen.

```
750 IF LC(I)=AD THEN A$=S$+CHR$(
158)+LB$(I)+CHR$(31):K=1
:RETURN
```

● We've received several letters from readers who haven't been able to create a working copy of *SpeedScript 128 Plus* (September 1989). Other readers have written to tell us that they were successful. We aren't sure why some of you haven't been able to get the program to work, so we can only guess at a solution.

The first step in upgrading from *SpeedScript 128* to *SpeedScript 128 Plus* requires you to load the original program without running it. This step is important because *SpeedScript 128* modifies itself when you run it. If the version of *SpeedScript 128* that you have was run before it was saved, you won't be able to upgrade it. The only solution to this problem is to obtain a copy of the program that wasn't run before it was saved. *SpeedScript 128* is available on the October 1987 *Gazette Disk* and on the *SpeedScript* disk. You can also re-enter it from the October 1987 issue.

Once you have a copy of *SpeedScript 128* that hasn't been run, upgrading it to *SpeedScript 128 Plus* is fairly easy. First, turn off your computer and then turn it back on. Next, place the disk containing *SpeedScript 128* into the disk drive and type

```
DLOAD"SPEEDSCRIPT 128"
```

Now, place the disk containing the patch program into the drive and type

```
BLOAD"SPEEDPATCH 128"
```

For the final step, place the disk that you want to store *SpeedScript 128*

Plus on into the drive and type

```
BANK 0:SYS 18212:BSAVE
"SPEEDSCRIPT 128+",B0,P7169
TO P17927:BANK 15
```

Reader Robert C. Countryman discovered some mistakes in Figure 1, "Sample Help Screen for Text-Editing Commands," from the *SpeedScript 128 Plus* article. The *RUN/STOP Insert 255 spaces* entry should read *Sh-R/S Insert 255 spaces* and the *Sh-R/S End Paragraph* entry should read *Sh-RET End Paragraph*. *SpeedScript 128 Plus* doesn't have a spelling checker built in, so the *CONTROL-C Check Spelling* entry should be removed.

● *Sound Sampler 64* (February 1990) doesn't print the correct values to enter into your own BASIC programs. To correct these problems, change lines 1120, 1130, and 1160.

```
1120 NEXT N2:PRINT#4,5+(N-1)*7;" ";Z
(N,6)*16+Z(N,7)
```

```
1130 PRINT#4,6+(N-1)*7;" ";Z(N,8)*16
+Z(N,9):NEXT N
```

```
1160 PRINT#4,23;" ";Z(4,5)*16+Z(4,6)
```

● Some readers have had trouble using the programs from the *GEOS Collection* disk. The instructions for using the disk are in the file, *README*, but *geoWrite* can't read the file. The problem stems from the fact that some of the *Collection* disks are write-protected. Any time a *GEOS* application, such as *geoWrite*, accesses a disk, it must be able to write temporary files to the disk. Since the disk is write-protected, *geoWrite* can't read the *README* file.

The easiest way to correct the problem is to use a disk copier, such as *Turbo Copy* (April 1986), to copy the *Collection* disk to a blank disk. Once that's done, put your *GEOS* system disk into drive number 8 and type *LOAD "GEOS",8,1*. (*GEOS 128* and *GEOS 128 2.0* users can insert the *GEOS* system disk into disk drive 8 and then turn on their computer.) Once *GEOS* is running, put a disk containing *geoWrite* into the drive and click on the drive icon. Next, double-click on the *geoWrite* icon to run the program. (See your *GEOS* manual for more details on opening an application.) Now, insert your copy of the *GEOS Collection* disk into the disk drive, click on *geoWrite's* *OPEN* icon, and click on *README*. **G**

SPEED COLUMNS 2.0

Speed Columns (October 1988) added capabilities to *SpeedScript* such as multiple-column printing and full justification. Now, *Speed Columns 2.0* adds even more features. These include formatting for facing pages, print queuing, and a scrolling preview feature.

Typing It In

Speed Columns 2.0 is written entirely in machine language. To enter it, use *MLX*, the machine language entry program found elsewhere in this issue. The *MLX* prompts, and the values you should enter, are as follows:

Starting address: 0801

Ending address: 1FC0

When you've entered all the data for the program, be sure to save a copy to disk before leaving *MLX*.

To get started, load and run the program as if it were a BASIC program. *Speed Columns 2.0* (hereafter referred to simply as *Speed Columns*) displays a title screen for a few seconds, and then the main menu appears. The menu options are listed with their default values shown to the right of the option label. Each option has a letter shown in reverse video. To change any of the option values, simply press the key corresponding to the highlighted letter. Pressing the key by itself reduces the value. Pressing SHIFT along with the key increases the value.

Print Options

Following are the explanations of each of the menu options.

- **Program Disk.** Lets you choose the device number of the disk drive that

contains *Speed Columns*. This is useful if you need to use a second disk drive with the program.

- **File Disk.** Lets you choose the device number for the disk drive containing the text and style-sheet files.

- **Printer.** Allows you to set the device number of your printer. The device number can be found in your printer manual.

Robert Bixby

Speed Columns,
the multicolumn print
formatter for
SpeedScript,
returns with several
new commands and
enhancements.

For the 64
with a disk drive.

- **Second.** Allows you to specify the secondary address used when the printer channel is opened. Commodore printers use a secondary address of 7 (the default value) to print in upper-/lowercase mode. Some printer interfaces use a secondary address of 7 to indicate near-letter-quality (NLQ) mode. Check the manual that came with your printer or printer interface for more information.

- **Width.** Allows you to set the right margin of your printer. Width can range from 40 to 254. Most printers are limited to a line length of 80 in normal printing mode and 132 in condensed mode. Setting the width too large causes each line to wrap around to the beginning of the next line.

- **Length.** Lets you set the length of the paper as measured in lines. Length can range from 40 to 132 lines.

- **Margin.** Refers to the white space around the page and is measured horizontally by characters and vertically by lines.

- **Gutter.** Refers to the white space between columns. Gutter is measured in characters.

- **Columns.** Used to select the number of vertical columns on the page. Be careful with this setting. Printing your document in multiple columns can yield a very professional-looking document, but too many columns can make the page look cluttered. You can print 1-10 columns.

- **Facing pages.** Allows you to format pages as if you were printing a pamphlet. It lets you print two pages on a sheet of paper in such a way that you can fold the pages to form a booklet. Setting the facing-pages value to 1 turns off this option. A value of 2 sets it to print facing pages.

- **Preview.** Lets you select where your document prints. It has three settings: Print; Preview; and Preview, Print. Print sends the output to the printer. The printer device number is specified by the Printer option, above. Preview prints each page to a scrollable window. Use the cursor keys to move

around the window to examine the text; press + to stop printing or RETURN to print the next page. Preview, Print prints each page to the preview window just as in Preview, but when you press RETURN it sends the page to the printer before printing the next page to the preview window. If you have a printer that allows you to print on single pages, you can use Preview, Print to simulate *SpeedScript's* page-wait command.

• **Mast.** Allows you to print a section of text at the top of the first page, as in a masthead. The Mast value is the number of lines of text in the masthead plus the Margin value plus 5. For example, if you want to print a ten-line masthead at the top of your document and your margin setting is 5, you need to set Mast to 20 (10 lines + 5 margin + 5 = 20).

• **Running Head.** Lets you set the page header. It has three settings: Header/Page number, Header/No page number, No header/No page number. The header is the line of text printed at the top of each page (beginning with page 2). To enter the header, press H, type your text, and then press RETURN. Your header can contain up to 40 characters, but it may need to be shorter if you're using a narrow-width setting. Be sure to preview your page before printing to ensure that your header and page number are printing correctly.

Printing

Speed Columns has a print queue that can hold up to 15 files or 85 disk blocks. This means that you can select up to 15 files to print at a time. You can enter files into the print queue from the disk directory by pressing f5, or you can enter them manually by pressing f3.

When you press f5, the program prompts you for a search mask. If all your files start with CHAPTER, enter CHAPTER* as your search mask and press RETURN. If you want to select from all the files on the disk, enter * as the search mask. After you've entered the mask, *Speed Columns* displays each matching file. The filename is displayed in a numbered queue box that corresponds to its position within the queue. Use the up- and down-cursor keys to select the queue position; then press Y to place the file in the queue. If you don't want to print the file, press N. When you've seen all the matching files or the print queue is full, the program returns to the main menu. Press + at any time to escape to the main menu.

If you press f3 to enter the filenames manually, the print-queue box appears with an arrow pointing to the current cursor location. Select the queue position using the cursor keys as above; then type the filename of the file to be printed and press RETURN. The drawback to entering filenames manually is that you can only enter alpha-

numeric characters. If you have a disk file whose name is %45..%0656!4%, you won't be able to enter it manually.

When you fill the print queue, either from the directory or manually, you don't have to worry about filling each slot in the queue. If you leave a blank in the queue, *Speed Columns* will ignore it.

Press f1 to start printing. *Speed Columns* loads the first file in the print queue, formats it, and then prints it to the preview window, the printer, or both.

More Features

If you find yourself using the same settings again and again, you need to save them in a style sheet. Adjust the settings in the menu to your liking and then press f8 to save them. The program prompts you for a filename (up to 14 characters). To help you differentiate between style sheets and text files, the file is saved with the reverse-on character at the beginning and the reverse-off character at the end of the filename. You don't have to type the extra characters when you load or save style sheets; *Speed Columns* takes care of them for you.

Finally, to exit *Speed Columns* at any time, press SHIFT-, CTRL-, or Commodore-RUN/STOP. Type RUN and press RETURN to reenter the program.

Speed Columns 2.0

```

0801:0B 08 FF FF 9E 32 32 38 F2
0809:38 00 EE 08 FF FF 8F 22 D4
0811:0D 0D 0D 0D 0D 0D 0D 21
0819:0D 0D 0D 0D 0D 0D 0D 29
0821:0D 0D 0D 0D 0D 0D 0D 31
0829:20 20 20 20 20 20 20 39
0831:20 20 20 20 B0 C0 C0 2A
0839:C0 C0 C0 C0 C0 C0 C0 49
0841:C0 C0 C0 AE 0D 20 20 2E
0849:20 20 20 20 B0 C0 C0 7D
0851:C0 BD 43 4F 50 59 52 49 64
0859:47 48 54 20 31 39 38 39 C3
0861:AD C0 C0 C0 AE 0D 20 20 A6
0869:20 20 20 20 20 20 DD 43 18
0871:4F 4D 50 55 54 45 21 20 F5
0879:20 50 55 42 4C 49 43 41 CB
0881:54 49 4F 4E 53 DD 0D 20 29
0889:20 20 20 20 20 20 AD 27
0891:C0 C0 AE 33 32 34 20 20 FD
0899:57 2E 20 57 45 4E 44 4F 95
08A1:56 45 52 B0 C0 C0 BD 0D 15
08A9:20 20 20 20 20 20 20 B9
08B1:20 20 20 AD AE 47 52 45 35
08B9:45 4E 53 42 4F 52 4F 2C 1D
08C1:20 4E 43 B0 BD 0D 20 20 6B
08C9:20 20 20 20 20 20 20 D9
08D1:20 20 AD C0 C0 C0 C0 07
08D9:C0 C0 C0 C0 C0 C0 C0 E9
08E1:C0 BD 0D 0D 0D 0D 0D F7
08E9:0D 0D 0D 0D 00 00 4C 82
08F1:30 0E 00 00 20 20 20 7F
08F9:20 20 20 20 20 20 20 0A
0901:20 20 20 20 00 00 20 91
0909:20 20 20 20 20 20 20 1B
0911:20 20 20 20 20 20 20 23
0919:20 20 20 20 20 20 20 2B
0921:20 20 20 20 20 20 20 33
0929:20 20 20 20 20 20 20 3B
0931:20 20 20 20 20 20 20 43
0939:20 20 20 20 20 20 20 4B
0941:20 20 20 20 20 20 20 53
0949:20 20 20 20 20 20 20 5B
0951:20 20 20 20 20 20 20 63

```

```

0959:20 20 20 20 20 20 20 6B
0961:20 20 20 20 20 20 20 73
0969:20 20 20 20 20 20 20 7B
0971:20 20 20 20 20 20 20 83
0979:20 20 20 20 20 20 20 8B
0981:20 20 20 20 20 20 20 93
0989:20 20 20 20 20 20 20 9B
0991:20 20 20 20 20 20 20 A3
0999:20 20 20 20 20 20 20 AB
09A1:20 20 20 20 20 20 20 B3
09A9:20 20 20 20 20 20 20 BB
09B1:20 20 20 20 20 20 20 C3
09B9:20 20 20 20 20 20 20 CB
09C1:20 20 20 20 20 20 20 D3
09C9:20 20 20 20 20 20 20 DB
09D1:20 20 20 20 20 20 20 E3
09D9:20 20 20 20 20 20 20 EB
09E1:20 20 20 20 20 20 20 F3
09E9:20 20 20 20 20 20 20 FB
09F1:20 20 20 20 20 20 20 04
09F9:20 20 20 20 20 20 20 0C
0A01:20 20 20 20 20 20 00 00 B4
0A09:00 00 00 00 00 00 00 1D
0A11:00 00 00 00 00 00 00 25
0A19:00 24 3A 20 20 20 20 61
0A21:20 20 20 20 20 20 20 35
0A29:20 20 20 20 20 20 20 3D
0A31:20 20 20 20 20 20 20 45
0A39:20 20 20 00 93 65 4E 54 8C
0A41:45 52 20 44 49 52 45 43 36
0A49:54 4F 52 59 20 53 45 41 55
0A51:52 43 48 20 4D 41 53 4B CB
0A59:3A 0D 00 6E 4F 20 4D 4F 99
0A61:52 45 20 46 49 4C 45 53 B1
0A69:20 4D 41 54 43 48 20 50 1A
0A71:41 54 54 45 42 4E 00 00 E5
0A79:00 08 00 92 70 12 52 4F 78
0A81:47 52 41 4D 20 64 49 53 43
0A89:4B 08 00 92 66 12 49 4C C8
0A91:45 20 64 49 53 4B 04 00 41
0A99:70 92 52 12 49 4E 54 45 67
0AA1:52 05 00 92 6D 12 41 52 D1
0AA9:47 49 4E 3C 00 92 6C 12 76
0AB1:45 4E 47 54 48 02 00 92 07
0AB9:67 12 55 54 54 45 52 50 A2
0AC1:00 92 77 12 49 44 54 48 D6
0AC9:07 00 92 73 12 45 43 4F 66
0AD1:4E 44 01 00 92 63 12 4F D3
0AD9:4C 55 4D 4E 53 00 00 6D FF
0AE1:41 53 92 54 12 01 00 66 FD
0AE9:41 43 49 4E 47 20 70 92 AB
0AF1:41 12 47 45 53 02 00 70 7B
0AF9:52 92 45 12 56 49 45 57 5F
0B01:70 52 49 4E 54 20 28 66 CB
0B09:31 20 54 4F 20 53 54 41 77
0B11:52 54 29 00 70 52 45 56 38
0B19:49 45 57 20 20 20 20 F3
0B21:20 20 20 28 66 31 29 00 20
0B29:70 52 45 56 49 45 57 2C 54
0B31:20 50 52 49 4E 54 20 28 76
0B39:66 31 29 01 00 72 92 55 48
0B41:12 4E 4E 49 4E 47 20 48 6A
0B49:45 41 44 6E 4F 20 68 45 D2
0B51:41 44 45 52 20 73 45 54 94
0B59:20 28 68 29 20 20 20 00 EA
0B61:68 45 41 44 2F 50 41 47 ED
0B69:45 20 4E 55 4D 42 45 52 99
0B71:20 20 20 20 20 20 00 6E 95
0B79:4F 20 48 45 41 44 2F 50 66
0B81:41 47 45 20 4E 55 4D 42 59
0B89:45 52 20 20 20 00 6E 4F 0A
0B91:20 48 45 41 44 2F 4E 4F 51
0B99:20 4E 55 4D 42 45 52 20 BE
0BA1:20 20 20 20 00 68 45 41 43
0BA9:44 2F 4E 4F 20 50 41 47 78
0BB1:45 20 4E 55 4D 42 45 52 E1
0BB9:20 20 20 00 00 52 45 44 04
0BC1:55 43 45 20 47 55 54 54 8A
0BC9:45 52 53 2C 20 4D 41 52 4F
0BD1:47 49 4E 53 2C 20 4F 52 AF
0BD9:20 43 4F 4C 55 4D 4E 53 4F
0BE1:21 00 00 63 4F 4C 55 4D 62
0BE9:4E 20 77 49 44 54 48 00 B6
0BF1:08 08 04 01 28 28 01 00 82
0BF9:01 01 01 01 00 00 0B 0B 22

```

Speed Columns 2.0

0C01:05	14	FE	84	0A	FF	0A	02	2F	0EA9:C1	0E	F0	04	AD	C2	0E	60	7D	1151:0A	C8	C0	10	90	F3	60	A2	7B
0C09:03	04	00	00	0F	0F	0F	0F	85	0EB1:78	A5	01	29	F8	85	01	A9	AF	1159:17	A0	0C	18	4C	F0	FF	8D	E5
0C11:0F	0F	0F	0F	0F	0F	0F	0F	29	0EB9:01	8D	C1	0E	AD	C2	0E	60	C7	1161:18	0A	A9	00	8D	17	0A	60	84
0C19:0F	0F	01	02	03	07	05	06	01	0EC1:00	00	8D	C2	0E	AD	C1	0E	74	1169:EE	17	0A	AD	17	0A	CD	18	79
0C21:08	04	09	0A	0C	0E	0D	0B	BD	0EC9:D0	04	AD	C2	0E	60	A5	01	6F	1171:0A	60	20	29	1F	A0	00	B9	7C
0C29:7A	8A	97	A2	C0	AC	B6	C9	2E	0ED1:09	07	85	01	58	A9	00	8D	EB	1179:3D	0A	F0	06	20	D2	FF	C8	50
0C31:D3	E6	F6	3C	DE	F0	0A	0A	68	0ED9:C1	0E	AD	C2	0E	60	60	A2	91	1181:D0	F5	A8	85	C6	20	CF	FF	4D
0C39:0A	0A	0A	0A	0A	0A	0A	0A	51	0EE1:00	A0	6E	CA	D0	FD	88	D0	01	1189:C9	0D	F0	00	99	1C	0A	C8	BC
0C41:0A	0B	0A	0B	89	96	A1	AB	A8	0EE9:FA	60	A5	C5	C9	40	D0	FA	98	1191:C0	10	90	F1	4C	5A	12	C8	02
0C49:C8	B5	BF	D2	DD	F5	00	4B	6A	0EF1:60	EA	4C	B0	0E	DD	F1	0B	67	1199:C8	8C	19	0A	20	7F	1C	20	5E
0C51:E5	EF	0A	0A	0A	0A	0A	0A	D0	0EF9:B0	04	BD	FF	0B	60	DD	FF	BC	11A1:FA	10	20	58	11	AD	8A	0A	2D
0C59:0A	0A	0A	0B	0B	0A	0B	7E		0F01:0B	F0	05	90	03	BD	F1	0B	88	11A9:AA	A0	00	20	BA	FF	AD	19	95
0C61:00	00	00	93	12	68	65	61	11	0F09:60	20	22	0F	20	3D	0F	20	C8	11B1:0A	A2	1A	A0	0A	20	BD	FF	1B
0C69:64	65	72	20	65	72	72	6F	A6	0F11:22	0F	20	2E	0F	20	22	0F	37	11B9:20	C0	FF	AE	8A	0A	20	C6	8A
0C71:72	92	00	72	55	4E	4E	49	58	0F19:A0	00	B1	FB	AA	98	4C	CD	9B	11C1:FF	A9	06	20	60	11	20	E4	7D
0C79:4E	47	20	48	45	41	44	20	EA	0F21:BD	AE	2C	0F	AC	2D	0F	18	90	11C9:FF	20	69	11	90	F8	A9	03	F0
0C81:49	53	20	00	00	00	00	00	17	0F29:4C	F0	FF	00	A9	20	20	F0	B0	11D1:20	60	11	20	78	12	20	E4	71
0C89:00	00	00	00	00	00	00	00	A1	0F31:D2	FF	20	D2	FF	20	D2	FF	10	11D9:FF	C9	22	D0	F6	20	69	11	DB
0C91:00	00	00	00	00	00	00	00	A9	0F39:18	4C	F0	FF	A9	9D	20	D2	6B	11E1:90	F1	A0	00	8C	3C	0A	20	66
0C99:00	00	00	00	00	00	00	00	B1	0F41:FF	20	D2	FF	A0	00	B1	FD	28	11E9:78	12	20	E4	FF	C9	22	F0	7B
0CA1:00	00	00	00	00	00	00	00	B9	0F49:F0	19	20	D2	FF	AA	C6	FD	8D	11F1:10	AC	3C	0A	99	2C	0A	C8	C9
0CA9:00	00	00	00	00	00	00	00	C1	0F51:A5	FD	C9	FF	D0	02	C6	FE	16	11F9:8C	3C	0A	20	D2	FF	4C	EC	CC
0CB1:00	00	00	00	00	00	00	00	C9	0F59:E0	12	F0	EA	E0	92	F0	E6	53	1201:11	20	E4	FF	D0	FB	A9	05	21
0CB9:00	00	00	00	00	00	00	00	D1	0F61:4C	3D	0F	60	B9	0D	0C	8D	84	1209:20	60	11	20	E4	FF	20	69	4A
0CC1:00	13	11	11	69	53	20	54	FE	0F69:2D	0F	B9	1B	0C	8D	2C	0F	C8	1211:11	D0	FB	A5	C5	C9	19	D0	C3
0CC9:48	49	53	20	48	45	41	44	E2	0F71:B9	29	0C	85	FB	B9	37	0C	D1	1219:23	20	EB	0E	AC	3C	0A	8C	2C
0CD1:45	52	20	41	4C	4C	20	52	5F	0F79:85	FC	B9	45	0C	85	ED	B9	51	1221:F4	08	A0	00	B9	2C	0A	99	02
0CD9:49	47	48	54	3F	20	3C	79	23	0F81:53	0C	85	FE	4C	0A	0F	A9	3F	1229:F5	08	C8	CC	F4	08	90	F4	0E
0CE1:2F	6E	3E	0D	00	93	65	4E	2D	0F89:70	8D	03	07	A9	5D	8D	2B	1D	1231:20	B7	10	20	AF	12	20	F4	58
0CE9:54	45	52	20	48	45	41	44	E7	0F91:07	A9	6D	8D	53	07	A0	00	1C	1239:10	4C	44	12	C9	27	D0	0C	BA
0CF1:45	52	20	55	50	20	54	4F	95	0F99:A9	40	99	04	07	99	54	07	5E	1241:20	EB	0E	20	48	11	20	58	53
0CF9:20	46	4F	52	54	59	20	43	4E	0FAL:A9	20	99	2C	07	99	7C	07	31	1249:11	4C	D4	11	C9	39	D0	0C	95
0D01:48	41	52	41	43	54	45	52	36	0FA9:C8	C0	11	90	EB	A9	6E	8D	F7	1251:AD	8A	0A	20	C3	FF	20	3F	CF
0D09:53	0D	28	46	45	57	45	52	DD	0FB1:14	07	A9	7D	8D	64	07	A9	5E	1259:1F	4C	7F	1C	C9	07	D0	B3	91
0D11:20	46	4F	52	20	4E	41	52	EA	0FB9:5D	8D	3C	07	60	A0	00	8C	F3	1261:AD	8D	02	D0	09	20	AB	10	3D
0D19:52	4F	57	20	4D	41	52	47	78	0FCL:14	08	84	C6	A2	14	A0	0C	0C	1269:20	80	0E	4C	14	12	20	87	0D
0D21:49	4E	53	0D	4F	52	20	46	F8	0FC9:18	20	F0	FF	AE	05	09	BD	73	1271:10	20	E0	0E	4C	14	12	20	99
0D29:41	43	49	4E	47	20	50	41	5F	0FD1:07	0A	8D	F4	08	60	20	BE	B7	1279:B7	FF	29	40	FF	1A	68	68	CB
0D31:47	45	53	29	3A	0D	00	93	D6	0FD9:0F	20	FA	10	20	C5	0F	20	3E	1281:A9	93	20	D2	FF	A0	00	B9	CC
0D39:68	45	41	44	45	52	20	41	3A	0FE1:AB	10	20	87	10	A9	1E	AC	66	1289:5C	0A	F0	06	20	D2	FF	C8	F1
0D41:4C	52	45	41	44	59	20	53	ED	0FE9:FA	08	99	7C	07	A9	20	99	38	1291:D0	F5	20	9A	12	4C	51	12	BF
0D49:45	54	2E	0D	65	4E	54	45	04	0FF1:7B	07	99	7D	07	20	E4	FF	1D	1299:60	20	E0	0E	20	E0	0E	20	B3
0D51:52	20	49	54	20	41	47	41	E0	0FF9:F0	EB	C9	5F	D0	03	4C	5C	42	12A1:E0	0E	20	E0	0E	20	E0	0E	8C
0D59:49	4E	3F	20	3C	79	2F	6E	2A	1001:10	C9	0D	D0	06	20	B7	10	7A	12A9:20	E0	0E	4C	0E	0E	A2	00	21
0D61:3E	0D	00	00	9B	93	0E	08	2D	1009:4C	D7	0F	C9	9D	D0	06	20	20	12B1:AD	A4	07	8D	79	0A	A0	00	C4
0D69:9B	0D	0D	0D	0D	12	20	E7		1011:66	10	4C	E6	0F	C9	14	F0	19	12B9:B9	2D	07	99	2C	07	C8	C0	50
0D71:20	20	20	20	20	20	20	20	8B	1019:F6	C9	91	D0	06	20	87	10	36	12C1:10	90	F5	AD	79	0A	8D	3B	F5
0D79:20	20	20	20	20	20	20	20	93	1021:4C	E6	0F	C9	11	D0	06	20	97	12C9:07	A0	00	B9	A5	07	99	A4	56
0D81:20	20	20	20	20	20	20	20	9B	1029:AB	10	4C	E6	0F	C9	1D	F0	E5	12D1:07	C8	C0	10	90	F5	A9	20	94
0D89:20	20	20	20	20	20	20	20	A3	1031:10	C9	20	90	B0	C9	5A	90	CA	12D9:8D	B3	07	8E	78	0A	20	E0	88
0D91:20	20	20	20	20	20	20	12	9D	1039:08	C9	C1	90	A8	C9	DB	B0	E5	12E1:0E	AE	78	0A	E8	0E	10	90	E3
0D99:20	20	20	20	20	20	20	20	B3	1041:A4	AC	F4	08	C0	10	B0	10	B5	12E9:C7	20	E0	0E	20	E0	0E	60	F7
0DA1:20	20	20	20	92	73	50	45	22	1049:20	D2	FF	C9	1D	F0	03	99	17	12F1:EA	20	0A	13	A5	C5	AA	BD	5D
0DA9:45	44	63	4F	4C	55	4D	4E	79	1051:F5	08	EE	F4	08	4C	E6	0F	E9	12F9:35	13	8D	05	13	BD	76	13	0F
0DB1:53	20	32	2E	30	12	20	20	D0	1059:4C	5C	10	A9	93	20	D2	FF	16	1301:8D	06	13	20	00	00	4C	F5	62
0DB9:20	20	20	20	20	20	20	20	D3	1061:68	68	4C	F1	12	AD	F4	08	B1	1309:12	20	D6	13	20	FA	13	20	7F
0DC1:20	20	12	20	20	20	20	20	1A	1069:D0	01	60	A9	9D	20	D2	FF	EB	1311:1E	14	20	DB	14	20	6C	14	1B
0DC9:20	20	20	20	20	20	20	20	E3	1071:A9	20	20	D2	FF	A9	9D	20	A1	1319:20	90	14	20	45	14	20	B7	6A
0DD1:20	20	20	20	20	20	20	20	EB	1079:D2	FF	CE	F4	08	AC	F4	08	11	1321:14	20	02	15	20	57	15	20	93
0DD9:20	20	20	20	20	20	20	20	F3	1081:A9	20	99	F5	08	60	AE	05	35	1329:16	16	20	7B	15	20	30	15	3A
0DE1:20	20	20	20	20	20	20	20	FB	1089:09	CA	0E	FF	D0	02	A2	0E	DE	1331:20	C4	15	60	DF	F2	DF	F3	BF
0DE9:20	20	20	92	0D	0D	0D	0D	0D																		

13F9:0E A0 01 4C 65 0F AD 8D 84 16A1:FE A9 93 20 D2 FF A0 00 04 1949:90 F4 4C 7F 1C 20 29 1F 55
1401:02 F0 06 EE 97 0A 4C 0D A0 16A9:8C 61 0C 8C 62 0C A2 00 47 1951:AD 8A 0A AA A0 01 20 BA EC
1409:14 CE 97 0A AD 97 0A A2 05 16B1:86 FB A9 28 85 FD AC 61 B6 1959:FF A9 10 A2 C4 A0 18 20 1B
1411:02 20 F6 0E 8D 97 0A 20 01 16B9:0C 20 A5 0E B1 FB 20 C3 0B 1961:BD FF AD D5 18 F0 0C A9 CB
1419:1E 14 4C E0 0E A0 02 4C 30 16C1:0E AC 62 0C 91 FD EE 61 F0 1969:00 A2 F3 A0 08 20 D5 FF 39
1421:65 0F AD 8D 02 F0 06 EE 1D 16C9:0C EE 62 0C AD 62 0C 99 1971:4C 85 19 A9 F3 85 FB A9 40
1429:A2 0A 4C 31 14 CE A2 0A EC 16D1:28 90 E3 A9 00 8D 62 0C 54 1979:08 85 FC A2 64 A0 0D A9 44
1431:AD 0A 0A A2 03 20 F6 0E D8 16D9:AD 61 0C 38 E9 28 8D 61 A6 1981:FB 20 D8 FF 20 3F 1F 4C 5D
1439:8D A2 0A 20 45 14 20 16 E4 16E1:0C E6 FC A5 FD 18 69 28 13 1989:7F 1C 00 00 AD 97 0A AA 0D
1441:16 4C E0 0E A0 03 4C 65 93 16E9:85 FD 90 02 E6 FE EA E8 7C 1991:AC C9 0A 20 BA FF A9 00 F8
1449:0F AD 8D 02 F0 06 EE C0 74 16F1:E0 18 90 C2 A9 04 85 FE 3A 1999:AA A8 20 BD FF 20 C0 FF 2D
1451:0A 4C 58 14 CE C0 0A AD 19 16F9:A9 28 85 FD A5 FC 38 E9 11 19A1:AE 97 0A 20 C9 FF A9 00 F5
1459:C0 0A A2 04 20 F6 0E 8D 7F 1701:18 85 FC A9 13 20 D2 FF 95 19A9:85 FB A8 A9 20 85 FC B1 10
1461:C0 0A 20 6C 14 20 16 16 9A 1709:A9 43 20 D2 FF A9 00 A6 5B 19B1:FB 8D F4 19 29 3F 0E F4 CC
1469:4C E0 0E A0 04 4C 65 0F E6 1711:FB 20 CD BD A9 20 20 D2 BB 19B9:19 2C F4 19 10 02 09 80 CE
1471:AD 8D 02 F0 06 EE AC 0A 72 1719:FF 20 D2 FF A2 00 A0 05 05 19C1:70 02 09 40 20 D2 FF C8 E6
1479:4C 7F 14 CE AC 0A AD AC AC 1721:18 20 F0 FF A9 52 20 D2 2B 19C9:CC C0 0A 90 E2 A9 0D 20 D4
1481:0A A2 05 20 F6 0E 8D AC B1 1729:FF A5 FC 38 E9 20 AA A9 B2 19D1:D2 FF A0 00 E6 FC AD AC B4
1489:0A 20 90 14 4C 15 15 A0 93 1731:00 20 CD BD A9 20 20 D2 DD 19D9:0A 38 ED A2 0A 18 69 21 AB
1491:05 4C 65 0F AD 8D 02 F0 85 1739:FF 20 D2 FF A2 00 BD BE 19 19E1:C5 FC B0 CB A9 0C 20 D2 99
1499:06 EE B6 0A 4C A3 14 CE DF 1741:17 29 3F F0 07 9D 0F 04 0D 19E9:FF AD 97 0A 20 C3 FF 20 4B
14A1:B6 0A AD B6 0A A2 06 20 CF 1749:E8 4C 3F 17 AA A5 C5 C9 99 19F1:CC FF 60 00 00 00 00 00 96
14A9:F6 0E 8D B6 0A 0E B7 14 42 1751:39 D0 C7 68 68 68 4C B9 19F9:00 00 00 A0 00 8C D2 1B 29
14B1:20 16 16 4C E0 0E A0 06 7D 1759:7F 1C 09 01 D0 0D A2 00 97 1A01:8C 8B 19 8C 87 1C 20 32 69
14B9:4C 65 0F AD 8D 02 F0 06 7A 1761:BD D8 17 95 FB E8 E0 04 2A 1A09:1E 20 7E 0E A9 25 18 6D 84
14C1:EE C9 0A 4C A4 14 CE C9 E7 1769:90 F6 60 C9 07 D0 25 AD B9 1A11:A2 0A 85 FC A9 00 85 FB ED
14C9:0A AD C9 0A CA 02 07 20 F6 A4 1771:8D 02 F0 0F C6 FC A5 FC 68 1A19:AD C0 0A 38 ED A2 0A 8D B4
14D1:0E 8D C9 0A 20 DB 14 4C 23 1779:C9 20 B0 15 A9 20 85 FC D1 1A21:F6 19 AD A2 0A 8D F5 19 82
14D9:E0 0E A0 07 4C 65 0F AD 3E 1781:4C 92 17 E6 FC AD AC 0A CD 1A29:8D FA 19 AD DE 0A 8D F9 15
14E1:8D 02 F0 06 EE D3 0A 4C F6 1789:18 69 08 E5 FC B0 02 85 AF 1A31:19 20 D3 1B 20 88 1C CD 4F
14E9:EE 14 CE D3 0A AD D3 0A 5E 1791:FC 4C B7 16 C9 02 D0 B5 57 1A39:DE 0A B0 06 20 5D 1C 4D 00
14F1:A2 08 20 F6 0E 8D D3 0A 39 1799:AD 8D 02 F0 0F C6 FB A5 82 1A41:78 1A AD D3 0A C9 01 D0 75
14F9:20 02 15 20 16 16 4C E0 D9 17A1:FB C9 FF D0 15 A9 00 85 22 1A49:09 20 90 1C 20 D3 1B 4C B0
1501:0E A0 08 4C 65 0F AD 8D 70 17A9:FB 4C BB 17 E6 FB A0 C0 15 1A51:3D 1A AD D3 0A 8D FB 19 35
1509:02 F0 06 EE DE 0A 4C 15 EC 17B1:0A 38 E9 28 C5 FB B0 02 34 1A59:20 97 1C 20 C6 1C C6 FC 3A
1511:15 CE DE 0A AD AC 0A 38 62 17B9:85 FB 4C B7 16 5F 3D 51 A8 1A61:20 90 1C 20 D3 1B 20 E0 7B
1519:ED A2 0A 8D 0C AD DE BF 17C1:55 49 54 20 20 20 52 8D 1A69:1C D0 03 4C 3D 1A 20 AB 43
1521:0A A2 0C 20 F6 0E 8D DE 66 17C9:45 54 55 52 4E 3D 43 4F BC 1A71:1C 20 C6 1C 4C 61 1A 20 92
1529:0A 20 30 15 4C E0 0E A0 5A 17D1:4E 54 49 4E 55 45 00 00 0A 1A79:A1 1A 20 D3 1C AD D3 0A 8F
1531:0C 4C 65 0F AD 8D 02 F0 AA 17D9:00 00 00 A0 00 84 C6 B9 6B 1A81:8D FB 19 20 97 1C 20 90 9E
1539:06 EE E6 0A 4C 43 15 CE 08 17E1:38 0D F0 07 20 D2 FF C8 13 1A89:1C 20 D3 1B 20 E0 1C D0 8D
1541:E6 0A AD E6 0A A2 09 20 92 17E9:4C E0 17 A0 00 B9 74 0C 3F 1A91:06 20 5D 1C 4C 78 1A 20 D6
1549:F6 0E 8D E6 0A 20 57 15 27 17F1:F0 07 20 D2 FF C8 4C EE 36 1A99:AB 1C 20 D3 1C 4C 8A 1A 2D
1551:20 16 16 4C E0 0E A0 09 22 17F9:17 A0 00 B9 85 0C 99 78 7F 1AAL:AD 8B 19 20 06 1A 00 A9 9C
1559:4C 65 0F AD 8D 02 F0 06 1C 1801:04 C8 CC C1 0C 90 F4 A5 4D 1AA9:30 99 72 1B C8 C0 0A 90 4A
1561:EE F6 0A 4C 6A 15 CE F6 03 1809:C5 C9 19 F0 0C C9 27 D0 67 1AB1:F6 A9 31 8D 7B 1B A9 02 68
1569:0A AD F6 0A A2 0A 20 F6 F7 1811:F6 4C 7F 1C AD C1 0C D0 DE 1AB9:8D 8B 19 A9 00 85 FB AD 11
1571:0E 8D F6 0A 20 7B 15 4C EA 1819:C2 AD C0 0A 38 ED A2 0A 97 1AC1:A2 0A 4A 18 69 20 85 FC 68
1579:E0 0E A0 0A 20 65 0F 20 21 1821:38 ED A2 0A 38 E9 02 8D D8 1AC9:AD 3C 0B C9 03 D0 01 60 9F
1581:22 0F AD F6 0A C9 01 F0 10 1829:63 0C A0 00 84 C6 B9 E6 BB 1AD1:C9 02 F0 3E AD E6 0A C9 54
1589:0C C9 02 F0 04 A0 28 D0 3F 1831:0C F0 07 20 D2 FF C8 4C FA 1AD9:01 F0 16 AD 7B 1B 29 01 04
1591:06 A0 14 D0 02 A0 00 B9 C2 1839:2F 18 A0 00 8C C1 0C 20 BE 1AE1:D0 0F AD C0 0A 38 ED A2 B3
1599:01 0B D0 01 60 20 D2 FF 5A 1841:CF FF C9 0D F0 2D 99 85 58 1AE9:0A 38 ED C1 0C A8 4C F8 9F
15A1:C8 4C 98 15 AD 8D 02 F0 40 1849:0C C8 C0 28 B0 07 90 EF FE 1AF1:1A 20 7E 0E AC A2 0A A2 92
15A9:06 EE 3C 0B 4C B3 15 CE F4 1851:CC 63 0C 90 EA A0 00 B9 DE 1AF9:00 BD 85 0C D0 03 4C 13 4D
15B1:3C 0B AD 3C 0B A2 0B 20 4F 1859:64 0C F0 07 20 D2 FF C8 62 1B01:1B 91 FB C8 E8 EC C1 0C BF
15B9:F6 0E 8D 3C 0B 20 C4 15 CF 1861:4C 58 18 A9 02 8D 3C 0B 35 1B09:90 EF AD 3C 0B C9 04 D0 55
15C1:4C E0 0E A0 0B 20 65 0F C8 1869:A9 00 8D C1 0C 20 9A 12 64 1B11:01 60 A2 09 FE 72 1B BD 7A
15C9:20 22 0F AD 3C 0B C9 01 EB 1871:4C 0A 13 C0 03 B0 07 AD 4F 1B19:72 1B C9 3A 90 09 A9 30 58
15D1:D0 04 A0 00 F0 12 C9 02 DE 1879:85 0C C9 20 F0 D7 8C C1 6C 1B21:9D 72 1B CA 4C 15 1B AD 6D
15D9:D0 04 A0 17 D0 0A C9 03 38 1881:0C A0 00 A9 93 20 D2 FF 3D 1B29:E6 0A C9 01 F0 1E AD 7B 75
15E1:D0 04 A0 2E D0 02 A0 45 81 1889:B9 85 0C 20 D2 FF C8 CC 70 1B31:1B 29 01 F0 11 20 ED 1C 6F
15E9:B9 61 0B D0 03 4C F8 15 08 1891:C1 0C 90 F4 A0 00 B9 C2 42 1B39:A8 A2 00 BD 72 1B C9 30 0C
15F1:20 D2 FF C8 4C E9 15 A2 44 1899:0C F0 07 20 D2 FF C8 4C 63 1B41:D0 23 E8 4C 3C 1B 20 E7 01
15F9:0F A0 0F 18 20 F0 FF A0 9C 18A1:97 18 A5 C5 C9 19 D0 03 0C 1B49:1C 4C 50 1B AD C0 0A 38 19
1601:00 AD C1 0C F0 02 A0 03 65 18A9:4C B3 18 C9 27 D0 F3 4C 3D 1B51:ED A2 0A 38 E9 09 A8 A2 53
1609:B9 4C 0B D0 01 60 20 D2 30 18B1:1A 18 00 00 B9 00 04 99 78 1B59:00 BD 72 1B C9 30 D0 05 B4
1611:FF C8 4C 09 16 AD A2 0A 40 18B9:85 0C C8 CC C1 0C 90 F4 E9 1B61:E8 C8 4C 5A 1B BD 72 1B 3D
1619:0A AE D3 0A CA F0 07 18 51 18C1:4C 7F 1C 12 20 20 20 20 7E 1B69:91 FB C8 E8 E0 0A 90 F5 55
1621:6D B6 0A 4C 1D 16 CD C0 55 18C9:20 20 20 20 20 20 20 F9 1B71:60 30 30 30 30 30 30 BF
1629:0A B0 3C AE E6 0A CA F0 DE 18D1:20 20 92 00 00 93 65 4E D3 1B79:30 30 30 13 20 20 20 20 CE
1631:04 18 6D B6 0A CD C0 0A 91 18D9:54 45 52 20 53 54 59 4C BC 1B81:20 20 20 20 20 20 20 B7
1639:B0 2D 8D BD 0B AD C0 0A 31 18E1:45 53 48 45 45 54 20 46 E8 1B89:20 20 20 20 20 20 20 BF
1641:38 ED BD 0B 90 26 A0 00 CB 18E9:49 4C 45 4E 41 4D 45 3A 63 1B91:20 20 20 20 20 20 20 C7
1649:C8 38 ED D3 0A B0 F9 88 72 18F1:0D 00 A0 00 B9 D6 18 F0 07 1B99:20 20 20 20 20 20 20 CF
1651:8C F0 FB C8 C0 05 90 14 3D 18F9:07 20 D2 FF C8 4C F5 18 8B 1BA1:20 20 20 20 13 42 55 46 88
1659:A0 00 A9 20 99 00 04 C8 AA 1901:A0 00 A9 20 99 C5 18 C8 97 1BA9:46 45 52 20 00 30 3A 00 D5
1661:C0 28 90 F6 4C 7B 16 A9 9F 1909:C0 0E 90 F6 AD 8D 02 D0 19 1BB1:00 00 00 00 00 00 00 E7
1669:00 8D F0 0B A0 00 B9 BE FE 1911:04 A0 01 D0 02 A0 00 8C B9 1BB9:00 00 00 00 00 00 00 EF
1671:0B F0 07 99 00 04 C8 4C C7 1919:D5 18 A0 00 84 C6 A9 20 03 1BCL:00 00 10 20 30 40 50 60 7F
1679:6F 16 AD E6 0A C9 01 F0 71 1921:99 C5 18 C8 C0 0E 90 F6 77 1BC9:70 80 90 A0 B0 C0 D0 E0 7F
1681:07 AD F0 0B 4A 8D F0 0B E0 1929:A0 00 20 CF FF C9 D0 F0 DE 1BD1:18 00 AD 87 1C F0 01 60 49
1689:A0 0D 4C 65 0F A2 00 B5 E1 1931:0B 99 C5 18 C8 C0 0E B0 9F 1BD9:20 A5 0E A0 00 B1 FD 20 3A
1691:FB 9D D8 17 E8 E0 04 90 13 1939:03 4C 2B 19 A0 00 B9 C5 35 1BEL:C3 0E C9 1F D0 06 20 13 9A
1699:F6 A9 20 85 FC A9 04 85 24 1941:18 C9 20 D0 08 C8 C0 0E F5 1BE9:1E 4C 47 1C AC F5 19 91 ED

Speed Columns 2.0

1BF1:FB	EE	F5	19	20	13	1E	AD	69	1D39:1C	CD	DE	0A	B0	06	20	5D	AC	1E81:FF	20	C0	FF	AE	8A	0A	20	B1
1BF9:F5	19	CD	F6	19	90	D3	CE	1C	1D41:1C	4C	89	1D	AD	D3	0A	C9	3A	1E89:C6	FF	A0	00	84	FD	8C	8C	FE
1C01:F5	19	AC	F5	19	CC	FA	19	7A	1D49:01	D0	09	20	90	1C	20	D3	64	1E91:19	A9	A4	85	FE	20	E4	FF	F3
1C09:B0	03	4C	2A	1C	B1	FB	C9	EF	1D51:1B	4C	3F	1D	AD	D3	0A	8D	44	1E99:20	E4	FF	20	B7	FF	29	40	71
1C11:20	F0	09	20	DE	1D	CE	F5	B7	1D59:FB	19	20	ED	1C	20	9A	1C	6D	1EA1:D0	56	20	E4	FF	20	A5	0E	08
1C19:19	4C	03	1C	A9	20	91	FB	FF	1D61:CE	F6	19	CE	F6	19	20	C6	F3	1EA9:AC	8C	19	91	FD	20	C3	0E	A1
1C21:C8	CC	F6	19	90	F8	4C	47	A9	1D69:1C	C6	FC	20	90	1C	20	D3	0E	1EB1:C8	8C	8C	19	D0	E5	E6	FE	83
1C29:1C	EE	F5	19	20	13	1E	AC	B1	1D71:1B	20	E0	1C	D0	03	4C	3F	89	1EB9:A0	00	B9	7C	1B	F0	06	20	0E
1C31:F5	19	C8	CC	F6	19	90	F1	BF	1D79:1D	20	AB	1C	CE	F6	19	CE	D4	1EC1:D2	FF	C8	D0	F5	A5	FE	A2	74
1C39:A0	01	B1	FD	C9	20	D0	06	8E	1D81:F6	19	20	C6	1C	4C	6C	1D	F5	1EC9:00	20	CD	BD	A9	20	20	D2	84
1C41:20	13	1E	4C	39	1C	AD	FA	67	1D89:20	A1	1A	20	D3	1C	AD	D3	BF	1ED1:FF	A0	00	B9	B0	1B	20	D2	D6
1C49:19	8D	F5	19	E6	FC	A5	FC	35	1D91:0A	8D	FB	19	AD	7B	1B	29	FF	1ED9:FF	C8	CC	C1	1B	90	F4	A0	A3
1C51:38	E9	20	CD	F9	19	B0	03	99	1D99:01	F0	0F	20	ED	1C	20	9A	2F	1EE1:00	B9	20	1F	F0	06	20	D2	35
1C59:4C	D3	1B	60	AD	F6	0A	C9	3D	1DA1:1C	CE	F6	19	CE	F6	19	4C	DE	1EE9:FF	C8	D0	F5	AE	D2	1B	A9	72
1C61:0F	F0	07	C9	02	F0	09	20	D9	1DA9:AE	1D	20	97	1C	CE	F6	19	23	1EF1:00	20	CD	BD	A5	FE	D0	A3	3A
1C69:8E	16	20	8D	19	4C	74	1C	4A	1DB1:CE	F6	19	20	90	1C	20	D3	3F	1EF9:AD	8A	0A	20	C3	FF	20	3F	90
1C71:20	8E	16	AD	87	1C	F0	05	8E	1DB9:1B	20	E0	1C	D0	10	AD	7B	05	1F01:1F	AD	6E	1F	C9	30	F0	02	EC
1C79:68	68	4C	7F	1C	60	A9	93	CA	1DC1:1B	29	01	D0	03	4C	89	1D	7A	1F09:38	60	AD	8C	19	8D	F7	19	02
1C81:20	D2	FF	4C	0A	13	00	AD	8D	1DC9:20	5D	1C	4C	89	1D	20	AB	60	1F11:A5	FE	8D	F8	19	A9	00	85	18
1C89:AC	0A	38	ED	A2	0A	60	20	9E	1DD1:1C	CE	F6	19	CE	F6	19	20	E2	1F19:FD	A9	A4	85	FE	18	60	20	E6
1C91:88	1C	8D	F9	19	60	AD	A2	AE	1DD9:D3	1C	4C	B7	1D	C6	FD	A5	AF	1F21:51	55	45	55	45	20	23	00	4C
1C99:0A	8D	FA	19	8D	F5	19	18	B9	1DE1:FD	C9	FF	D0	02	C6	FE	A5	69	1F29:A9	00	A2	00	A0	00	20	BD	93
1CA1:6D	F0	0B	8D	F6	19	EE	F6	F7	1DE9:FE	C9	A4	B0	24	CE	D2	1B	D2	1F31:FF	A9	0F	AE	8A	0A	A0	0F	73
1CA9:19	60	CE	F6	19	AD	F6	19	56	1DF1:AD	D2	1B	C9	FF	D0	01	60	5D	1F39:20	BA	FF	4C	C0	FF	A2	0F	55
1CB1:18	6D	B6	0A	8D	FA	19	8D	E0	1DF9:20	36	1E	90	0A	A9	01	8D	25	1F41:20	C6	FF	20	E4	FF	8D	6E	F3
1CB9:F5	19	18	6D	F0	0B	8D	F6	D2	1E01:87	1C	68	68	4C	7F	1C	AD	E1	1F49:1F	C9	30	F0	17	48	A9	93	5F
1CC1:19	EE	F6	19	60	AD	DE	0A	34	1E09:F7	19	85	FD	AD	F8	19	85	21	1F51:20	D2	FF	68	20	D2	FF	20	47
1CC9:18	69	21	85	FC	A9	00	85	F8	1E11:FE	60	E6	FD	D0	02	E6	FE	FC	1F59:E4	FF	C9	0D	F0	03	4C	55	95
1CD1:FB	60	AD	A2	0A	18	69	22	A5	1E19:A5	FD	CD	F7	19	90	11	A5	B3	1F61:1F	20	9A	12	A9	0F	20	C3	39
1CD9:85	FC	A9	00	85	FB	60	CE	F4	1E21:FE	CD	F8	19	90	0A	20	36	24	1F69:FF	20	CC	FF	60	00	70	52	7F
1CB1:F6	19	AD	FB	19	60	AD	C0	3A	1E29:1E	90	05	A9	01	8D	87	1C	3D	1F71:4F	47	52	41	4D	20	42	59	50
1CE9:0A	4A	18	60	20	E7	1C	6D	09	1E31:60	20	27	1E	60	AC	D2	1B	E2	1F79:20	72	4F	42	45	52	54	20	AE
1CF1:A2	0A	60	AD	E6	0A	C9	01	D8	1E39:B9	07	0A	8D	C1	1B	D0	0C	56	1F81:62	49	58	42	59	20	43	2F	73
1CF9:D0	03	4C	FC	19	A0	00	8C	8C	1E41:EE	D2	1B	AD	D2	1B	C9	10	8E	1F89:4F	20	63	6F	6D	70	75	74	67
1D01:D2	1B	8C	8B	19	8C	87	1C	DB	1E49:90	EB	38	60	B9	C2	1B	A8	8D	1F91:65	21	20	62	4F	4F	4B	53	96
1D09:20	32	1E	20	7E	0E	A9	25	4A	1E51:A2	00	EE	D2	1B	AD	D2	1B	3A	1F99:33	32	34	20	77	2E	20	77	B2
1D11:18	6D	A2	0A	85	FC	A9	00	1B	1E59:C9	10	90	03	4C	4B	1E	B9	46	1FA1:45	4E	44	4F	56	45	52	67	67
1D19:85	FB	AD	C0	0A	38	ED	A2	86	1E61:07	99	9D	B0	1B	8E	C8	EC	1D	1FA9:52	45	45	4E	53	42	4F	52	84
1D21:0A	8D	F6	19	20	ED	1C	8D	B2	1E69:C1	1B	90	F3	20	29	1F	AD	30	1FB1:4F	2C	20	6E	2E	63	2E	20	09
1D29:F5	19	8D	FA	19	AD	DE	0A	4D	1E71:8A	0A	AA	A8	20	BA	FF	AD	EE	1FB9:32	37	34	30	38	00	00	00	2A
1D31:8D	F9	19	20	D3	1B	20	88	A9	1E79:C1	1B	A2	B0	A0	1B	20	BD	2C									

G

THE #1 HOME COMPUTER MAGAZINE! COMPUTE! COVERS IT ALL!



When you're looking for the *complete* story on the state of home computing, turn to *COMPUTE!* magazine. Celebrating its second decade of publication, *COMPUTE!* has always spoken for and to the home computer user. Not to the high-powered business user, but to everyone who wants a computer in the home or who wants to get more out of the machine already there.

COMPUTE! is your one-stop resource to the latest in

- Home computer entertainment
- Home computer learning
- Home computer productivity

In-depth and focused features, news on the home computer industry, product reviews, persuasive columns, thoughtful analysis—it's all here in the one magazine that no home computer user can afford to ignore.

Subscribe Today to *COMPUTE!*

Only \$9.97 for 12 issues—one full year! Call 1-800-727-6937

Or write: **COMPUTE!**

P.O. Box 3244

Harlan, IA 51593-0424

www.commodore.ca

WHETHER YOU'RE LEADING A BOMBING RAID, QUIZZING THE KIDS, OR DESIGNING YOUR OWN GAME, WE'VE GOT THE BOOK TO PUT YOU **IN COMMAND**

Music System for the Commodore 128 and 64
by Craig Chamberlain

\$24.95 274pp
Create and play your own music on your 64 or 128. This book-and-disk combination contains the 64- and 128-mode versions of *Enhanced Sidplayer*—the powerful and popular music player and editor program—all the directions for using the Editor and Player programs, a sing-along program, utilities, and sample music.

All books ship via UPS.

Mail to: COMPUTE!'s Bookshelf
P.O. Box 5188
Greensboro, NC 27403

ORDER TODAY!

____ Yes! I want to take command of my Commodore with these titles.
Please send me the books checked below. I've enclosed \$2.00 shipping and handling for each book.

- ____ Commodore 64 Games for Kids (637X) \$12.95
- ____ 40 Great Submarine Simulator War Adventures (1722) \$14.95
- ____ Machine Language Routines on the Commodore 64 and 128 (0858) \$18.95
- ____ Mapping the Commodore 64 and 64C (0823) \$18.95
- ____ Music System for the Commodore 128 and 64 (0742) \$24.95
- ____ The Official *F-19 Stealth Fighter Handbook* (2176) \$14.95
- ____ Subtotal
- ____ Sales Tax (Residents of NC, NY, and PA add appropriate sales tax for your area)
- ____ Shipping and handling (\$2 U.S. and Canada, \$5 airmail per book)
- ____ Total Enclosed

____ Check or money order ____ MasterCard ____ VISA

Signature _____
(Required)

Acct. No. _____ Exp. Date _____

Name _____

Street Address _____
(No P.O. Boxes please)

City _____ State _____ ZIP _____

Daytime Telephone No. _____

This offer expires July 31, 1990. 0490G1

All orders must be paid in U.S. funds drawn on a U.S. bank. Orders will be shipped UPS Ground Service. Please allow 4-6 weeks for delivery.



The Official F-19 Stealth Fighter Handbook
by Richard G. Sheffield
Foreword by Major "Wild Bill" Stealey, President
and Cofounder of MicroProse

NEW RELEASE

\$14.95 192pp
Learn the ins and outs of flying MicroProse's new *F-19 Stealth Fighter* flight simulator. Study the practical hints and tips for flying the simulator and performing ground-attack and air-to-air tactics. Then read all the background information in the book to learn to fly the real F-19. In the final section of the book, you'll find yourself looking over the shoulder of an expert *F-19 Stealth Fighter* game player as he carries out several "dangerous" missions.

40 Great Submarine Simulator War Adventures
by Richard Sheffield

\$14.95 256pp
Relive 40 of the most exciting patrols of WWII. Thrill to the exploits of famous submarine captains like "Mush" Morton and Dick O'Kane as you invade the Sea of Japan, wait in ambush for cargo ships, or become the first lone sub to sink a Japanese warship. Basic navigation, widely used routes, and maps for each patrol are included. Use with *Silent Service* and *Up Periscope!*.

Commodore 64 Games for Kids
by Clark and Kathy H. Kidd

\$12.95 280pp
More than two dozen games teach kids as they entertain. Plus there's a quiz-maker so parents and teachers can add their own questions and answers. All program listings are ready to type in and run. For kids from preschool to high school.

Machine Language Routines for the Commodore 64 and 128

by Todd D. Heimarck and
COMPUTE!'s Gazette Associate Editor Patrick G. Parrish 585pp

\$18.95
This collection of more than 200 machine language routines is a must for every Commodore 128 and 64 machine language programmer. Each routine is fully described, accompanied by an example program, and ready to be plugged into your own programs. The assembly language codes with easy-to-understand documentation and instructions are included.

Mapping the Commodore 64 and 64C
by Sheldon Leemon

\$18.95 324pp
A comprehensive memory map and programmer's guide to the Commodore 64 and 64C. Topics include memory management—with a complete list of all memory locations and their functions—BASIC 7.0, I/O chip register, RAM, GEOS, and more. For BASIC and machine language programmers.

The Automatic Proofreader

Philip I. Nelson

The Automatic Proofreader helps you type in program listings for the 128 and 64 and prevents nearly every kind of typing mistake.

Type in the Proofreader exactly as listed. Because the program can't check itself, type carefully to avoid mistakes. Don't omit any lines, even if they contain unusual commands. After you've finished, save a copy before running it.

Next, type RUN and press RETURN. After the program displays the message "Proofreader Active," you're ready to type in a BASIC program.

Every time you finish typing a line and press RETURN, the Proofreader displays a two-letter checksum in the upper left corner of the screen. Compare this result with the two-letter checksum printed to the left of the line in the program listing. If the letters match, it's almost certain the line was typed correctly. If not, check for your mistake and correct the line.

The Proofreader ignores spaces not enclosed in quotation marks, so you can omit or add spaces between keywords and still see a matching checksum. However, spaces inside quotes are almost always significant, so the program pays attention to them.

The Proofreader does not accept keyword abbreviations (for example, ? instead of PRINT). If you prefer to use abbreviations, you can still check the line by LISTing it, moving the cursor back to the line, and pressing RETURN.

If you're using the Proofreader on the 128, do not perform any GRAPHIC commands while the Proofreader is active. When you perform a command like GRAPHIC 1, the computer moves everything at the start of BASIC program space—including the Proofreader—to another memory area, causing the Proofreader to crash. The same thing happens if you run any program with a GRAPHIC command while the Proofreader is in memory.

Though the Proofreader doesn't interfere with other BASIC operations, it's a good idea to disable it before running another program. The simplest way to disable it is to turn the computer off then on. A gentler method is to SYS to the computer's built-in reset routine (65341 for the 128, 64738 for the 64).

These reset routines erase any program in memory, so be sure to save the program you're typing in before entering the SYS command.

When using the Proofreader with another utility, disable both programs before running a BASIC program. While the Proofreader seems unaffected by most utilities, there's no way to promise it will work with any and every combination of utilities you might want to use. The more utilities activated, the more fragile the system becomes.

The Automatic Proofreader

```

10 VE=PEEK(772)+256*PEEK(773):LO
=43:HI=44:PRINT "{CLR}{WHT}AU
TOMATIC PROOFREADER FOR ";
20 IF VE=42364 THEN PRINT"C-64"
30 IF VE=17165 THEN LO=45:HI=46:
WAIT CLR:PRINT "128"
40 SA=(PEEK(LO)+256*PEEK(HI))+6:
FOR J=SA TO SA+166:READ B:POKE
J,B:CH=CH+B:NEXT
50 IF CH<>20570 THEN PRINT "*ERR
OR* CHECK TYPING IN DATA STAT
EMENTS":END
60 FOR J=1 TO 5:READ RF,LF,HF:RS
=SA+RF:HB=INT(RS/256):LB=RS-(
256*HB)
70 CH=CH+RF+LF+HF:POKE SA+LF,LB:
POKE SA+HF,HB:NEXT
80 IF CH<>22054 THEN PRINT "*ERR
OR* RELOAD PROGRAM AND CHECK
{SPACE}FINAL LINE":END
90 IF VE=17165 THEN POKE SA+14,2
2:POKE SA+18,23:POKESA+29,224
:POKESA+139,224
100 POKE SA+149,PEEK(772):POKE S
A+150,PEEK(773):PRINT "{CLR}P
ROOFREADER ACTIVE"
110 SYS SA:POKE HI,PEEK(HI)+1:PO
KE (PEEK(LO)+256*PEEK(HI))-1,
0:NEW
120 DATA120,169,73,141,4,3,169,3
,141,5,3,88,96,165,20,133,167
130 DATA165,21,133,168,169,0,141
,0,255,162,31,181,199,157,227
140 DATA3,202,16,248,169,19,32,2
10,255,169,18,32,210,255,160
150 DATA0,132,180,132,176,136,23
0,180,200,185,0,2,240,46,201
160 DATA34,208,8,72,165,176,73,2
55,133,176,104,72,201,32,208
170 DATA7,165,176,208,3,104,208,
226,104,166,180,24,165,167
180 DATA121,0,2,133,167,165,168,
105,0,133,168,202,208,239,240
190 DATA202,165,167,69,168,72,41
,15,168,185,211,3,32,210,255
200 DATA104,74,74,74,74,168,185,
211,3,32,210,255,162,31,189
210 DATA227,3,149,199,202,16,248
,169,146,32,210,255,76,86,137
220 DATA65,66,67,68,69,70,71,72,
74,75,77,80,81,82,83,88
230 DATA13,2,7,167,31,32,151,116
,117,151,128,129,167,136,137

```

ADVERTISERS INDEX

Reader Service Number/Advertiser	Page
117 American Micro Supplies	47
102 ARTISOFT	70
157 Berkeley Softworks	BC
123 Briwall	25
Brown Boxes, Inc.	70
107 Computer Craftware	70
199 Computer Direct	19
196 Creative Micro Designs, Inc.	9
Damark International, Inc.	57
197 Gemini Marketing, Incorporated	37
112 Gosselin Computer Consultants	70
108 The Grapevine Group	70
109 The Grapevine Group	71
186 iht Software	70
Intelligent Software, Inc.	34
159 Jacobsen Software Designs	71
161 Keystone Software	70
129 Lyco Computer	21
Montgomery Grant	3
NRI Schools	5
185 Northern Star Software	70
183 Paradise Software	71
192 P.A.V.Y. Software	37
195 Precision Images	20
113 Public Domain Software Copying Company	74
193 Ramco Computer Supplies	47
110 RIO/Datel Computers	IBC
105 SEGA	IFC
119 The Soft Group	34
124 Software Discounters of America	38-39
104 Software Support International/LMS Technologies	27
SOGWAP Software	70
139 Utilities Unlimited, Inc.	75
126 Weaselgraphics	70

Classified Ads	76
COMPUTE! Books	20, 67
COMPUTE! Publications Back Issues	20
COMPUTE! Subscription	66
COMPUTE!'s Gazette Disk	13
COMPUTE!'s Gazette Subscription	77
COMPUTE!'s SpeedScript Disk	71
Gazette Disk Library	60

THE AMERICAN HEART ASSOCIATION MEMORIAL PROGRAM



American Heart Association

This space provided as a public service.

How to Type In COMPUTE!'s Gazette Programs

Each month, *COMPUTE!'s Gazette* publishes programs for the Commodore 128 and 64. Each program is clearly marked by title and version. Be sure to type in the correct version for your machine. All 64 programs run on the 128 in 64 mode. Be sure to read the instructions in the corresponding article. This can save time and eliminate any questions which might arise after you begin typing.

We regularly publish two programs designed to make typing easier: *The Automatic Proofreader*, for BASIC programs, and *MLX*, for entering machine language programs.

When entering a BASIC program, be especially careful with DATA statements as they are extremely sensitive to errors. A mistyped number in a DATA statement can cause your machine to "lock up" (you'll have no control over the computer). If this happens, the only recourse is to turn your computer off and then on, erasing what was in memory. This could cause you to lose valuable data, so be sure to *save a program before you run it*. If your computer crashes, you can always reload the program and look for the error.

Special Characters

Most of the programs listed in each issue contain special control characters. To facilitate typing in any programs from *Gazette*, use the following listing conventions.

The most common type of control characters in our listings appear as words within braces: {DOWN} means to press the cursor-down key; {5 SPACES} means to press the space bar five times.

To indicate that a key should be shifted (hold down the SHIFT key while pressing another key), the character is underlined. For example, A means hold down the SHIFT key and press A. You may see strange characters on your screen, but that's to be expected. If you find a number followed by an underlined key enclosed in braces (for example, {8 A}), type the key as many times as indicated (in our example, enter eight shifted A's).

If a key is enclosed in special brackets, [], hold down the Commodore key (at the lower left corner of the keyboard) and press the indicated character.

Rarely, you'll see a single letter of the alphabet enclosed in braces. This can be entered on the Commodore 64 by pressing the CTRL key while typing the letter in braces. For example, {A} means to press CTRL-A.

The Quote Mode

Although you can move the cursor around the screen with the CRSR keys, often a programmer will want to move the cursor under program control. This is seen in examples such as {LEFT} and {HOME} in the program listings. The only way the computer can tell the difference between direct and programmed cursor control is the *quote mode*.

Once you press the quote key, you're in quote mode. This mode can be confusing if you mistype a character and cursor left to change it. You'll see a graphics symbol for cursor left. In this case, you can use the DEL key to back up and edit the line. Type another quotation mark and you're out of quote mode. If things really get confusing, you can exit quote mode simply by pressing RETURN. Then just cursor up to the mistyped line and fix it.

When You Read:	Press:	See:
{CLR}	SHIFT CLR/HOME	
{HOME}	CLR/HOME	
{UP}	SHIFT ↑ CRSR ↓	
{DOWN}	↑ CRSR ↓	
{LEFT}	SHIFT ← CRSR →	
{RIGHT}	← CRSR →	
{RVS}	CTRL 9	
{OFF}	CTRL 0	
{BLK}	CTRL 1	
{WHT}	CTRL 2	
{RED}	CTRL 3	
{CYN}	CTRL 4	

When You Read:	Press:	See:
{PUR}	CTRL 5	
{GRN}	CTRL 6	
{BLU}	CTRL 7	
{YEL}	CTRL 8	
{ F1 }	F1	
{ F2 }	SHIFT F1	
{ F3 }	F3	
{ F4 }	SHIFT F3	
{ F5 }	F5	
{ F6 }	SHIFT F5	
{ F7 }	F7	
{ F8 }	SHIFT F7	

When You Read:	Press:	See:
←	←	
↑	SHIFT ↑	

For Commodore 64 Only

[1]	COMMODORE 1	
[2]	COMMODORE 2	
[3]	COMMODORE 3	
[4]	COMMODORE 4	
[5]	COMMODORE 5	
[6]	COMMODORE 6	
[7]	COMMODORE 7	
[8]	COMMODORE 8	

GAZETTE Shoppers Mart

VBook™

Your spreadsheet or data base doesn't really understand your personal checking!

Check out these features:

- ✓ 17 types of checking transactions
- ✓ Handles overdraft protection
- ✓ Remembers payees for fast entry
- ✓ Full screen editing and selective queries
- ✓ 8 types of reports plus check printing
- ✓ C64/40 col. and C128/80 col. programs
- ✓ Supports 1541/1571/1581 drives
- ✓ Schedules periodic transactions
- ✓ Custom transaction categories
- ✓ Monthly balancing
- ✓ Optional password protection
- ✓ Utilities with partition tools for sub-directories on 1581 drives
- ✓ Calculator, and more...

Computer Craftware • 17966 Arbolada Way • Tustin, CA 92680
(714)953-8177 • \$34.95 + \$2.50 S&H (CA res. add 6%)

Circle Reader Service Number 107

BIBLE SEARCH

KJV or NIV—Complete New Testament text and Concordance with very fast word search and verse display capabilities. Word(s) in text can be found and displayed in seconds. Includes both C-64 and C-128 mode programs. Please specify 1541, 1571 or 1581 disk format. KJV—\$25.00 (New) NIV—\$30.00

BIG BLUE READER 128 61

Transfers word processing, text and ASCII files between Commodore and IBM MS-DOS diskettes. Requires 1571 or 1581 Disk Drive. ONLY \$44.95

SOGWAP Software

(219) 724-3900

115 Belmont Rd., Decatur, IN 46733

CAD

NOW!

ELECTRONIC TECHNICIANS, HOBBYISTS, AND ENGINEERS

COMMODORE 64/128
RADIO SHACK COCO 2 • 3

YES! We accept



- can design:
- OSCILLATORS
 - POWER SUPPLIES
 - AMPLIFIERS
 - FILTERS

and
• LAYOUT CIRCUIT BOARDS
on your C-64 or C-128.

Outside CA 1-800-356-8113
In CA (714) 657-4449

ENTER your required input/output specifications and the computer designs the circuit. ELEVEN separate user-friendly, Computer Aided Design programs will help you build any custom device.

FREE
detailed info.

Write:
WEASELGRAPHICS
Dept. 79
P.O. Box 2046, Sun City, CA 92381

Circle Reader Service Number 126



LEARN TO PLAY GUITAR

GUITAR TUTOR

Have you or a member of your family ever wanted to learn to play guitar? Let your computer teach you using this unique new program that allows you to learn at home at your own pace. Much less expensive than formal lessons, "GUITAR TUTOR" will have you playing in no time. Its time-tested methods make learning easy and fun. So impress your family and friends by becoming one of the many people that know the joy and satisfaction of playing the guitar well. Specify C-64 or C-128 and sent \$29.95 to:

Northern Star Software, P. O. Box 63, Oak Creek, WI 53154

CALL TOLL-FREE: 1-800-648-5286

Circle Reader Service Number 185



REPLACEMENT CHIPS, PARTS AND UPGRADES



REPLACEMENT CHIPS	
6510	\$10.95
6526	\$12.25
6567	\$15.95
6581	\$11.50
PLA	\$12.95
All 901 ROMS	\$10.95

C-64 Heavy-Duty Repairable Power Supply \$23.95/Schematic

COMMODORE DIAGNOSTICIAN II
Ref. Ad #6. This newly updated version saves you money on REPAIRS & DOWNTIME by promptly locating faulty IC chips on all COMMODORE computers & 1541 drives. Sections contain "cross referencing" of chips & "block layout" (schematic enclosed as extra). Over 15,000 "DIAGNOSTICIANS" sold worldwide. See fantastic full page review in Mar. '88 Computer Shopper. \$6.95 prepaid in the U.S.

AMIGA CHIPS/UPGRADES	
5364/8362	\$49.95
8520	\$17.95
8372(NEW AGNUS)	\$95.85
256 X 4/100	\$10.50
A501-512K RAM	\$109.50
68882/16	\$104.95
68020/33	\$139.50
1.3 Kickstart ROM	\$27.95

SEND FOR EXCLUSIVE CATALOG

We sell printheads, ram expand, pwr. supplies, schematics, diagnostics, manuals, ribbons, etc.

WE SHIP WORLDWIDE

THE GRAPEVINE GROUP, INC.
35 CHARLOTTE DRIVE • WESLEY HILLS, NY 10977
(914) 354-4448 1-800-292-7445 FAX (914) 354-6696

PRICES SUBJECT TO CHANGE

Circle Reader Service Number 108

ATTENTION ROLE PLAYERS

CHARACTER EDITORS (\$19.95 each) - Might and Magic, Bards Tale (1 or 2 or 3), Wasteland, Ultima (1, 2, 3, 4 or 5), Wizardry (1, 2 or 3), Pool of Radiance, Neuromancer, Elite, Phantasia (1, 2 or 3), Mars Saga, Magic Candle, Dragon Wars, Hillsfar (\$12.95), Space Rogue, Knights of Legend.

MONSTER EDITORS (12.95 each) - Might and Magic, Curse of the Azure Bonds, Pool of Radiance.

HINT BOOKS (\$9.95 each) - Wizardry (1, 2, or 3), Might and Magic, Curse of the Azure Bonds, Legacy of the Ancients.

Add \$3.00 for shipping. Amiga, Apple and IBM versions also available.

GOSELIN COMPUTER CONSULTANTS

P.O. Box 1083 • Brighton, MI 48116 • (313) 229-2453

Circle Reader Service Number 112

LABELS LABELS LABELS LABELS LABELS LABELS LABELS

NEW !!

LABEL

MAKER™

Commodore 64

only \$29.95

Now—print labels up to 15x64 char's to 12 across using font and color capabilities of your printer. Select Underline Bold EXPAND Superscript Subscript and more!

Plus, merge data from your data base.

Make Audio / Video cassette (VHS) labels with ease.

Drop down menus and windows make Label Maker™ the easiest and quickest program you'll ever use.

YES — We stock a complete line of labels too!

Keystone Software Dept G P.O. Box 8369 Pittsburgh, Pa 15218

Circle Reader Service Number 161


BROWN BOX FAMILY HAS GROWN!

128K & 256K CARTRIDGES NOW AVAILABLE

64K QBB owners can add QBB-B+ Extender card to store 128K of C64 or C128 programs. These battery-backed cartridges hold their memory even when computer is turned off. Store dozens of programs for easy, instant access. Change contents whenever you wish. 32K QBB \$79; 64K QBB \$99; 64K QBB-B \$95 (must have 64K QBB); 128K QBB \$189; 256K QBB \$289. Aprotex Extender \$25.

Add \$3 s/h (\$5 overseas). MA residents add 5%. Call or write for "Write Stuff" pkg.


Brown Boxes, Inc., 26 Concord Rd., Bedford, MA 01730 (617) 275-0090; 862-3675



DMBBS—THE BULLETIN BOARD OF THE 90'S!

Full Commodore® color graphics as well as ascii. Works at 300-2400 baud supporting the 1650, 1660, 1670, Avatex, Aprotex & ALL Hayes compatibles! Can be run with C64, 64C, SX64, C128 & C128D(64 mode), 1700 series RAM expanders, ALL 1541's & compatibles, 1571, 1581, SFD 1001 & various hard drives! 4 24 hour support lines plus info lines all around North America! Fastest BBS around today because the ENTIRE program is in memory! Capability of unlimited amounts of users, message bases, UD directories, libraries & on-line games! This BBS is menu driven & we know you will agree it is the most user-friendly BBS available for the Commodore® 64 today! Also available are full length on-line game modules that can be as large as the BBS and will enhance your system that much more! You are even provided a module construction kit so that you can make your OWN on-line games! 30 DAY MONEY BACK GAURANTEE! Send: Name, Alias, Address, Voice#, BBS#, BBS Name, Equipment Listing & Size disk. Reader Service #102 ARTISOFT, P.O. Box 96, Glen Burnie, MD 21061 Md. Residents add 5%

DMBBS v4.7	\$40
Delux Mods	\$9 \$40
Empire Deluxe	\$15
Casino	\$10
Freddy	\$10
B.T.L.C.	\$10
Underworld	\$15
Murder Motel	\$15
Car Wars	\$15
(301)553-0201	
(301)553-0001	
Add \$3 S&H in U.S.	
Add \$5 S&H in CAN	
C.O.D.'s add \$5	
Md. Residents add 5%	



3-D GRAPHICS DESIGN

☆ Voted Best Graphics Program —Run Magazine 1988

For Commodore 64/128 in 64 mode View Designs in Multiple Perspectives



Professional-Educational-Home Applications Architects, Engineers, Designers, Programmers, Students

CAD-3D! enter me into the fastest growing field in graphic technology. At a special introductory price \$53.95. Add \$4.00 for shipping and handling, for C.O.D. add an additional \$4.00. (California residents please include 6% sales tax.)

iht Software

2269 CHESTNUT STREET
SUITE 162
SAN FRANCISCO, CA 94123

ORDER LINE • (415) 923-1061

FAX • (415) 923-1084

Dealers/Distributors inquiries welcomed.

GAZETTE Shoppers Mart

THE BASEBALL DATABASE

LET YOUR COMPUTER KEEP TRACK OF
YOUR TEAM'S BASEBALL STATS!

EASY TO USE • COMPREHENSIVE \$49.95 APPLE IIe/IIc/IIgs
DETAILED PRINTED REPORTS \$39.95 COMMODORE 64/128

Add \$2.50 shipping & handling; 15 day money back guarantee. VISA/MC/check
or MO: Program specs & details available upon request.

JACOBSEN SOFTWARE DESIGNS

Attn: Order - CPG

1590 E. 43rd Ave., Eugene, Oregon 97405 Phone: (503) 343-8030

Circle Reader Service Number 159

Just
Released!

COMMODORE 64 REPAIRABLE POWER SUPPLY



- Heavy Duty—Suitable for most add-ons (highest in the industry)
- Conservatively rated: 1.8 amps • Large heat sink, runs cool
- 13-month warranty on entire unit • U.L. approved
- Complete schematic included (spare parts kit available)
- Automatic "thermal cut out" for computer circuit protection
- Super price of \$23.95 (plus U.P.S.)
- Sold worldwide in various voltages and plug configurations



THE GRAPEVINE GROUP, INC.
35 CHARLOTTE DRIVE • WESLEY HILLS, NY 10977
(800) 292-7445 (914) 354-4448 FAX (914) 354-6696



PRICES SUBJECT TO CHANGE

DEALER PRICING AVAILABLE

Circle Reader Service Number 109

For more information on our
advertisers, use the convenient
Reader Service Card provided with
the advertisers index.

The Best in Freeware for the Commodore! Call for Catalog.

Paradise Software 5 disk special Order Individually
Only \$14.95* USA only Only \$2.99 each
(No minimum)

Choose any 5 disks listed (postage paid)

(6102) ADVENTURE /1 - Games. (6105) VICTORY SOFTWARE /1 - Games for all ages.
(6016) LABEL MAKERS - Utilizes graphics. (6011) SID PIC PLAYER V3.4 - Tunes & graphics.
(6001) FUN GRAPHICS MACHINE - Desktop publishing. (6004) COPY DISK - Copy programs.
(6002) DO IT YOURSELF BUSINESS PAPERS - Forms, labels, invoices, etc. (6101) LADY LUCK

Shipping and Handling \$4.00, Nevada residents add 6% sales tax. Send orders to:
Paradise Software • 3111 S. Valley View Blvd., #B105 • Las Vegas, NV 89102-
8317 • (702) 253-1940 Voice • (702) 253-1677 Fax Sorry - No credit cards or COD's.

Circle Reader Service Number 183

COMPUTE!'s SpeedScript Disk

**ONLY
\$9.95!**

A powerful word processing
package for Commodore
and Apple II owners

A Great Deal for Commodore Users!

- SpeedScript for the 64
- SpeedScript 128—80-column version
- Spelling checkers
- Plus more than a dozen other SpeedScript support utilities all on one disk (including full documentation)

Two Versions for Apple Users!

- SpeedScript 3.0—40-column word processor
- SpeedScript 80—80-column version
- Conversion programs to move files from ProDOS to DOS 3.3 and back
- Full documentation on disk

YES! Send me _____ copies of COMPUTE!'s
SpeedScript Disk.

I've enclosed \$9.95 plus \$2.00 postage and handling.
(Outside U.S. and Canada add \$1.00 for surface mail or
\$3.00 for air mail.) _____ Amount

ORDER NOW!

_____ Sales Tax*

_____ Total

Name _____

Address _____

City _____ State _____ ZIP _____

Check here for: Apple version

Commodore version

Mail personal check or money order to

Commodore SpeedScript Disk or Apple SpeedScript Disk
P.O. Box 5188 P.O. Box 5188
Greensboro, NC 27403 Greensboro, NC 27403

*Residents of New York, Pennsylvania, and North Carolina must add appropriate sales tax. All orders must be paid in U.S. funds by a check drawn on a U.S. bank. Sorry, no credit card orders accepted.

Please allow 4-6 weeks for delivery. Program available only on 5¼-inch disks.

MLX

Machine Language Entry Program for Commodore 64

Ottis R. Cowper

MLX is a labor-saving utility that allows almost fail-safe entry of Commodore 64 machine language programs.

Type in and save some copies of *MLX*—you'll want to use it to enter future ML programs from *COMPUTE!'s Gazette*. When you're ready to enter an ML program, load and run *MLX*. It asks you for a starting address and an ending address. These addresses appear in the article accompanying the *MLX*-format program listing you're typing.

If you're unfamiliar with machine language, the addresses (and all other values you enter in *MLX*) may appear strange. Instead of the usual decimal numbers you're accustomed to, these numbers are in *hexadecimal*—a base 16 numbering system commonly used by ML programmers. Hexadecimal—hex for short—includes the numerals 0-9 and the letters A-F. But even if you know nothing about ML or hex, you should have no trouble using *MLX*.

After you've entered the starting and ending addresses, you'll be offered the option of clearing the workspace. Choose this option if you're starting to enter a new listing. If you're continuing a listing that's partially typed from a previous session, don't choose this option.

A functions menu will appear. The first option in the menu is Enter Data. If you're just starting to type in a program, pick this. Press the E key and type the first number in the first line of the program listing. If you've already typed in part of a program, type the line number where you stopped typing at the end of the previous session (be sure to load the partially completed program before you resume entry). In any case, make sure the address you enter corresponds to the address of a line in the listing you are entering. Otherwise, you'll be unable to enter the data correctly. If you pressed E by mistake, you can return to the command menu by pressing RETURN alone when asked for the address. (You can get back to the menu from most options by pressing RETURN with no other input.)

Entering a Listing

Once you're in Enter mode, *MLX* prints the address for each program line for you. You then type in all nine numbers on that line, beginning with the first two-digit number after the colon (:). Each line represents eight data bytes and a checksum. Although an *MLX*-format

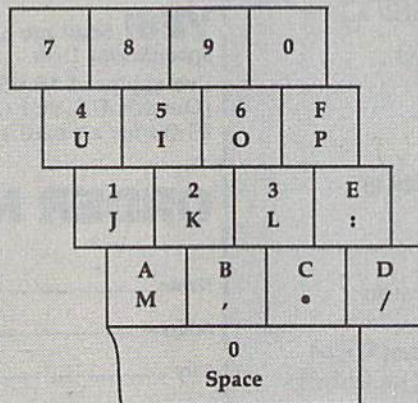
listing appears similar to the "hex dump" listings from a machine language monitor program, the extra checksum number on the end allows *MLX* to check your typing.

When you enter a line, *MLX* recalculates the checksum from the eight bytes and the address and compares this value to the number from the ninth column. If the values match, you'll hear a bell tone, the data will be added to the workspace area, and the prompt for the next line of data will appear. But if *MLX* detects a typing error, you'll hear a low buzz and see an error message. The line will then be redisplayed for editing.

Invalid Characters Banned

Only a few keys are active while you're entering data, so you may have to unlearn some habits. You *do not* type spaces between the columns; *MLX* automatically inserts these for you. You *do not* press RETURN after typing the last number in a line; *MLX* automatically enters and checks the line after you type the last digit.

Only the numerals 0-9 and the letters A-F can be entered. If you press any other key (with some exceptions noted below), you'll hear a warning buzz. To simplify typing, a numeric keypad function is included. The keypad is active only while entering data. Addresses must be entered with the normal letter and number keys. The figure below shows the keypad configuration.



MLX checks for transposed characters. If you're supposed to type in A0 and instead enter 0A, *MLX* will catch your mistake. There is one error that can slip past *MLX*: Because of the checksum formula used, *MLX* won't notice if you accidentally type FF in place of 00, and vice versa. And there's a very

slim chance that you could garble a line and still end up with a combination of characters that adds up to the proper checksum. However, these mistakes should not occur if you take reasonable care while entering data.

Editing Features

To correct typing mistakes before finishing a line, use the INST/DEL key to delete the character to the left of the cursor. If you mess up a line badly, press CLR/HOME to start the line over. The RETURN key is also active, but only before any data is typed on a line. Pressing RETURN at this point returns you to the command menu. After you type a character, *MLX* disables RETURN until the cursor returns to the start of a line. Remember, press CLR/HOME to quickly get to a line-number prompt.

To make corrections in a line that *MLX* has redisplayed for editing, compare the line on the screen with the one printed in the listing and then move the cursor to the mistake and type the correct key. The cursor-left and -right keys provide the normal cursor controls. (The INST/DEL key now works as an alternative cursor-left key.) You cannot move left beyond the first character in the line. If you try to move beyond the rightmost character, you'll reenter the line. During editing, RETURN is active; pressing it tells *MLX* to recheck the line. You can press the CLR/HOME key to clear the entire line if you want to start from scratch or if you want to get to a line-number prompt to use RETURN to get back to the menu.

Display Data

The second menu choice, Display Data, examines memory and shows the contents in the same format as the program listing (including the checksum). When you press D, *MLX* asks you for a starting address. Be sure that the starting address you give corresponds to a line number in the listing. Otherwise, the checksum display will be meaningless. *MLX* displays program lines until it reaches the end of the program, at which point the menu is redisplayed. You can pause the display by pressing the space bar. (*MLX* finishes printing the current line before halting.) Press the space bar again to restart the display. To break out of the display and get back to the menu before the ending address is reached, press RETURN.

Other Menu Options

Two more menu selections let you save programs and load them back into the computer. These are Save File and Load File. When you press S or L, *MLX* asks you for the filename. You'll then be asked to press either D or T to select disk or tape.

You'll notice the disk drive starting and stopping several times during a load or save. This is normal behavior. *MLX* opens and reads from or writes to the file instead of using the usual *LOAD* and *SAVE* commands. Also note that the drive prefix 0: is added to the filename (line 750), so this should not be included when entering the name. This also precludes the use of @ for save-with-replace, so be sure to give each version saved a different name.

Remember that *MLX* saves the entire workspace area from the starting address to the ending address, so the save or load may take longer than you might expect if you've entered only a small amount of data from a long listing. When you're saving a partially completed listing, make sure to note the address where you stopped typing.

MLX reports the standard disk or tape error messages if any problems are detected during the save or load. It also has three special load error messages: *INCORRECT STARTING ADDRESS*, which means the file you're trying to load does not have the starting address you specified when you ran *MLX*; *LOAD ENDED AT address*, which means the file you're trying to load ends before the ending address you specified when you started *MLX*; and *TRUNCATED AT ENDING ADDRESS*, which means the file you're trying to load extends beyond the ending address you specified when you started *MLX*. If you see one of these messages and feel certain that you've loaded the right file, exit and rerun *MLX*, being careful to enter the correct starting and ending addresses.

The Quit menu option has the obvious effect—it stops *MLX* and enters BASIC. The *RUN/STOP* key is disabled, so the Q option lets you exit the program without turning off the computer. (Of course, *RUN/STOP-RESTORE* also gets you out.) You'll be asked for verification; press Y to exit to BASIC, or press any other key to return to the menu. After quitting, you can type *RUN* again and reenter *MLX* without losing your data, as long as you don't use the Clear Workspace option.

The Finished Product

When you've finished typing all the data for an ML program and saved your work, you're ready for the results. Refer to the corresponding article for details on loading and running the program.

An Ounce of Prevention

By the time you've finished typing in the data for a long ML program, you may have several hours invested in the project. Don't take chances—use *The Automatic Proofreader* to type the new *MLX*, and then test your copy thoroughly before first using it to enter any significant amount of data. Make sure all the menu options work as they should. Enter fragments of the program starting at several different addresses; then use the display option to verify that the data has been entered correctly. And be sure to test the save and load options several times to ensure that you can recall your work from disk or tape.

64 MLX

```
EK 100 POKE 56,50:CLR:DIM IN$,I,
J,A,B,A$,B$,A(7),N$
DM 110 C4=48:C6=16:C7=7:Z2=2:Z4=
254:Z5=255:Z6=256:Z7=127
CJ 120 FA=PEEK(45)+Z6*PEEK(46):B
S=PEEK(55)+Z6*PEEK(56):H$
="0123456789ABCDEF"
SB 130 R$=CHR$(13):L$="LEFT":S
$=" ":DS=CHR$(20):Z$=CHR$
(0):T$="13 RIGHT"
CQ 140 SD=54272:FOR I=SD TO SD+2
3:POKE I,0:NEXT:POKE SD+2
4,15:POKE 788,52
FC 150 PRINT{CLR}CHR$(142)CHR$
(8):POKE 53280,15:POKE 53
281,15
EJ 160 PRINT T$ {RED}{RVS}
{2 SPACES}{8 @}{2 SPACES}
"SPC(28)" {2 SPACES}{OFF}
{BLU} MLX II {RED}{RVS}
{2 SPACES}"SPC(28)"
{12 SPACES}{BLU}"
FR 170 PRINT{3 DOWN}{3 SPACES}C
OMPUTE!'S MACHINE LANGUAG
E EDITOR{3 DOWN}"
JB 180 PRINT{BLK}STARTING ADDRE
SS{4}" :GOSUB300:SA=AD:GO
SUB1040:IF F THEN180
GF 190 PRINT{BLK}{2 SPACES}ENDI
NG ADDRESS{4}" :GOSUB300:
EA=AD:GOSUB1030:IF F THEN
190
KR 200 INPUT{3 DOWN}{BLK}CLEAR
{SPACE}WORKSPACE {Y/N}{4}
":A$:IF LEFT$(A$,1)<>"Y"
HEN220
PG 210 PRINT{2 DOWN}{BLU}WORKIN
G...":FORI=BS TO BS+EA-S
A+7:POKE I,0:NEXT:PRINT"D
ONE"
DR 220 PRINTTAB(10)" {2 DOWN}
{BLK}{RVS} MLX COMMAND ME
NU {DOWN}{4}" :PRINT T$
{RVS}E{OFF}NTER DATA"
BD 230 PRINT T$ {RVS}D{OFF}ISPLA
Y DATA":PRINT T$ {RVS}L
{OFF}OAD FILE"
JS 240 PRINT T$ {RVS}S{OFF}AVE F
ILE":PRINT T$ {RVS}Q{OFF}
UIT{2 DOWN}{BLK}"
JH 250 GET A$:IF A$=N$ THEN250
HK 260 A=0:FOR I=1 TO 5:IF A$=MI
D$("EDLSQ",I,1)THEN A=I:I
=5
ED 270 NEXT:ON A GOTO420,610,690
,700,280:GOSUB1060:GOTO25
0
EJ 280 PRINT{RVS} QUIT ":INPUT"
{DOWN}{4}ARE YOU SURE {Y/
N}":A$:IF LEFT$(A$,1)<>"Y
"THEN220
```

```
EM 290 POKE SD+24,0:END
JX 300 IN$=N$:AD=0:INPUTIN$:IFLE
N(IN$)<>4THENRETURN
KF 310 B$=IN$:GOSUB320:AD=A:B$=M
ID$(IN$,3):GOSUB320:AD=AD
*256+A:RETURN
PP 320 A=0:FOR J=1 TO 2:A$=MID$(
B$,J,1):B=ASC(A$)-C4+(A$>
"0")*C7:A=A*C6+B
JA 330 IF B<0 OR B>15 THEN AD=0:
A=-1:J=2
GX 340 NEXT:RETURN
CH 350 B=INT(A/C6):PRINT MID$(H$,
B+1,1):B=A-B*C6:PRINT M
ID$(H$,B+1,1):B:RETURN
RR 360 A=INT(AD/Z6):GOSUB350:A=A
D-A*Z6:GOSUB350:PRINT":":
BE 370 CK=INT(AD/Z6):CK=AD-Z4*CK
+Z5*(CK>Z7):GOTO390
PX 380 CK=CK*Z2+Z5*(CK>Z7)+A
JC 390 CK=CK+Z5*(CK>Z5):RETURN
QS 400 PRINT{DOWN}STARTING AT
{4}" :GOSUB300:IF IN$<N$
THEN GOSUB1030:IF F THEN
400
EX 410 RETURN
HD 420 PRINT{RVS} ENTER DATA ":
GOSUB400:IF IN$=N$ THEN22
0
JK 430 OPEN3,3:PRINT
SK 440 POKE198,0:GOSUB360:IF F T
HEN PRINT IN$:PRINT{UP}
{5 RIGHT}":
GC 450 FOR I=0 TO 24 STEP 3:B$=S
$:FOR J=1 TO 2:IF F THEN
{SPACE}A$=MID$(IN$,I+J,1)
HA 460 PRINT{RVS}"B$LS":IF I<24
THEN PRINT{OFF}":
HD 470 GET A$:IF A$=N$ THEN470
FK 480 IF (A$/"ANDAS<" )OR(A$>
"@ANDAS<"G")THEN540
GS 485 A=- (A$="M")-2*(A$="," )-3*
(A$="." )-4*(A$="/")-5*(A$
="J")-6*(A$="K")
EX 486 A=A-7*(A$="L")-8*(A$=":" )
-9*(A$="U")-10*(A$="I")-1
1*(A$="O")-12*(A$="P")
CM 487 A=A-13*(A$=SS):IF A THEN
{SPACE}A$=MID$( "ABCD123E4
56F0",A,1):GOTO 540
MP 490 IF A$=R$ AND ((I=0)AND(J=1
)OR F) THEN PRINT B$:J=2:
NEXT:I=24:GOTO550
KC 500 IF A$="{HOME}" THEN PRINT
B$:J=2:NEXT:I=24:NEXT:F=
0:GOTO440
MX 510 IF (A$="{RIGHT}")AND F THEN
PRINT B$LS:GOTO540
GK 520 IF A$<L$ AND A$>D$ OR((
I=0)AND(J=1))THEN GOSUB10
60:GOTO470
HG 530 A$=L$+SS+L$:PRINT B$LS:J
=2-J:IF J THEN PRINT L$:J
=I-3
QS 540 PRINT A$:NEXT J:PRINT S$
;
PM 550 NEXT I:PRINT:PRINT{UP}
{5 RIGHT}":INPUT#3,IN$:IF
IN$=N$ THEN CLOSE3:GOTO
220
QC 560 FOR I=1 TO 25 STEP3:B$=MI
D$(IN$,I):GOSUB320:IF I<2
5 THEN GOSUB380:A(I/3)=A
PK 570 NEXT:IF A<>C THEN GOSUB1
060:PRINT{BLK}{RVS} ERRO
R: REENTER LINE {4}":F=1:
GOTO440
HJ 580 GOSUB1080:B=BS+AD-SA:FOR
{SPACE}I=0 TO 7:POKE B+I,
A(I):NEXT
QQ 590 AD=AD+8:IF AD>EA THEN CLO
SE3:PRINT{DOWN}{BLU}** E
ND OF ENTRY **{BLK}
{2 DOWN}":GOTO700
GQ 600 F=0:GOTO440
```

```

QA 610 PRINT "{CLR}{DOWN}{RVS} DI
      SPLAY DATA ":GOSUB400:IF
      {SPACE}IN$=NS THEN220
RJ 620 PRINT "{DOWN}{BLU}PRESS:
      {RVS}SPACE{OFF} TO PAUSE,
      {RVS}RETURN{OFF} TO BREA
      K{4}{DOWN}"
KS 630 GOSUB360:B=BS+AD-SA:FORI=
      BTO B+7:A=PEEK(I):GOSUB35
      0:GOSUB380:PRINT S$;
CC 640 NEXT:PRINT "{RVS}";:A=CK:G
      OSUB350:PRINT
KH 650 F=1:AD=AD+8:IF AD>EA THEN
      PRINT "{DOWN}{BLU}** END O
      F DATA ***":GOTO220
KC 660 GET A$:IF A$=R$ THEN GOSU
      B1080:GOTO220
EQ 670 IF A$=S$ THEN F=F+1:GOSUB
      1080
AD 680 ONFGOTO630,660,630
CM 690 PRINT "{DOWN}{RVS} LOAD DA
      TA ":OP=1:GOTO710
PC 700 PRINT "{DOWN}{RVS} SAVE FI
      LE ":OP=0
RX 710 IN$=NS:INPUT "{DOWN}FILENA
      ME{4}";IN$:IF IN$=NS THEN
      220
PR 720 F=0:PRINT "{DOWN}{BLK}
      {RVS}T{OFF}APE OR {RVS}D
      {OFF}ISK: {4}";
FP 730 GET A$:IF A$="T"THEN PRIN
      T"T{DOWN}":GOTO880
HQ 740 IF A$<"D"THEN730
HH 750 PRINT"D{DOWN}":OPEN15,8,1
      5,"I0":B=EA-SA:IN$="0:"+
      IN$:IF OP THEN810
SQ 760 OPEN 1,8,8,IN$+"",P,W":GOS
      UB860:IF A THEN220
FJ 770 AH=INT(SA/256):AL=SA-(AH*
      256):PRINT#1,CHR$(AL);CHR
      $(AH);
PE 780 FOR I=0 TO B:PRINT#1,CHR$(
      PEEK(BS+I));:IF ST THEN8
      00
FC 790 NEXT:CLOSE1:CLOSE15:GOTO9
      40
GS 800 GOSUB1060:PRINT "{DOWN}
      {BLK}ERROR DURING SAVE:
      {4}":GOSUB860:GOTO220
MA 810 OPEN 1,8,8,IN$+"",P,R":GOS
      UB860:IF A THEN220
GE 820 GET#1,A$,B$:AD=ASC(A$+Z$)
      +256*ASC(B$+Z$):IF AD<>SA
      THEN F=1:GOTO850
RX 830 FOR I=0 TO B:GET#1,A$:POK
      E BS+I,ASC(A$+Z$):IF(I<>B
      )AND ST THEN F=2:AD=I:I=B
      )NEXT:IF ST<64 THEN F=3
FA 840 NEXT:CLOSE15:ON ABS(F>0
      )+1 GOTO960,970
SA 860 INPUT#15,A,A$:IF A THEN C
      LOSE1:CLOSE15:GOSUB1060:P
      RINT "{RVS}ERROR: "A$
GQ 870 RETURN
EJ 880 POKE183,PEEK(FA+2):POKE18
      7,PEEK(FA+3):POKE188,PEEK
      (FA+4):IFOP=0THEN920
HJ 890 SYS 63466:IF(PEEK(783)AND
      1)THEN GOSUB1060:PRINT"
      {DOWN}{RVS} FILE NOT FOUN
      D ":GOTO690
CS 900 AD=PEEK(829)+256*PEEK(830
      ):IF AD<>SA THEN F=1:GOTO
      970
SC 910 A=PEEK(831)+256*PEEK(832)
      -1:F=F-2*(A<EA)-3*(A>EA):
      AD=A-AD:GOTO930
KM 920 A=SA:B=EA+1:GOSUB1010:POK
      E780,3:SYS 63338
JF 930 A=BS:B=BS+(EA-SA)+1:GOSUB
      1010:ON OP GOTO950:SYS 63
      591
AE 940 GOSUB1080:PRINT "{BLU}** S
      AVE COMPLETED ***":GOTO220
XP 950 POKE147,0:SYS 63562:IF ST
      >0 THEN970
FR 960 GOSUB1080:PRINT "{BLU}** L
      OAD COMPLETED ***":GOTO220
DP 970 GOSUB1060:PRINT "{BLK}
      {RVS}ERROR DURING LOAD:
      {DOWN}{4}":ON F GOSUB980,
      990,1000:GOTO220
PP 980 PRINT"INCORRECT STARTING
      {SPACE}ADDRESS ("":GOSUB3
      60:PRINT")":RETURN
GR 990 PRINT"LOAD ENDED AT "":AD
      =SA+AD:GOSUB360:PRINT D$:
      RETURN
FD 1000 PRINT"TRUNCATED AT ENDIN
      G ADDRESS":RETURN
RX 1010 AH=INT(A/256):AL=A-(AH*2
      56):POKE193,AL:POKE194,A
      H
FF 1020 AH=INT(B/256):AL=B-(AH*2
      56):POKE174,AL:POKE175,A
      H:RETURN
FX 1030 IF AD<SA OR AD>EA THEN10
      50
HA 1040 IF(AD>511 AND AD<40960)O
      R(AD>49151 AND AD<53248)
      THEN GOSUB1080:F=0:RETUR
      N
HC 1050 GOSUB1060:PRINT "{RVS} IN
      VALID ADDRESS {DOWN}
      {BLK}":F=1:RETURN
AR 1060 POKE SD+5,31:POKE SD+6,2
      08:POKE SD,240:POKE SD+1
      ,4:POKE SD+4,33
DX 1070 FOR S=1 TO 100:NEXT:GOTO
      1090
PF 1080 POKE SD+5,8:POKE SD+6,24
      0:POKE SD,0:POKE SD+1,90
      :POKE SD+4,17
AC 1090 FOR S=1 TO 100:NEXT:POKE
      SD+4,0:POKE SD,0:POKE S
      D+1,0:RETURN

```

cp/m c-128 cp/m c-128 cp/m c-128 cp/m c-128 cp/m c-128 cp/m c-128

ONLY
20
LEFT

Ashton-Tate's dBASE II

\$195.00 (List 495.00)

data and application compatible with MS-DOS version: dBASE IV.

WordStar® v2.26

\$39.95 with 736 page

User's Guide and command keytops (data files compatible with MS-DOS version)—includes Osborne CP/M System Manual with extensive CP/M Tutorials as well.

with WordStar, purchase any or all of following for only \$10.00 each:

SpellGuard checker with dictionaries, **Grammatic** checks Grammar and syntax, **MailMan** Mailing list manager and label maker, **FORTH** language, **P.D. 3 Disk Index**.

and/or combine WordStar with any/or all of following \$39.00 Programs at 3/\$95.00:

SuperCalc v1.05 spreadsheet, MicroSoft **BASIC** With DRI's **Compiler BASIC**, MicroSoft's **BASCOM** Compiler, **WordPac** Incl. SpellGuard Grammatic **Documate** and **MathStar**, MicroSoft's **FORTRAN-80** With Macro-Linking Compiler (\$90, List 295), **SuperSort**, **DataStar**, **Personal Pearl** 6 disks menu-driven Executive's Data Base, **Real Estate Investor** for SuperCalc, **Personal Datebook** also schedules office.

All Programs Above T.M. Reg. U.S. Pat. Office by their respective Publishers.

Please add \$4.50 P & H per order. Send Checks to P.D.S.C., Suite L-3, 33 Gold Street, New York, NY 10038. MasterCard/VISA Please Call 1-800-221-7372 (PDSC) Don Johnson

64 Doctor

A professional diagnostic cartridge for your Commodore 64

- Simply insert cartridge & port connectors
- Tests serial, user and control ports
- Allows for a full keyboard test
- Many chips tested including NMI & IRQ
- Sound channels and graphics tested
- BASIC Kernal & ROM tested
- Screen table clearly displays the results
- All defective chips are highlighted
- Location and CBM part numbers displayed
- Buy the parts and repair it yourself
- Or tell your dealer what's wrong & where

\$69.95

NEW!

SUPER TRACKER

At last an easy way to find out where the protection really is. Super Tracker will display the location of your drive head while you are loading a piece of software. This information will be very useful to find where the protection is. Super Tracker has other useful options such as track and half track display, 8 and 9 switch, density display, write protect on/off. This incredible little tool is encased in a handsome box that sits on top of your drive. Works with all C.64/128 and most C/64 compatible drives. Some minor soldering will be required.

Super Tracker\$69.95

NEW!

SUPER CARTRIDGE

The Ultimate Utility Cartridge packed full of useful utilities. Super fast file copier, nibbler, sector editor, graphic label maker, just to mention a few. 128K of software at your finger tips. Super Cartridge can be shut off and uses no memory.

Super Cartridge\$49.95

GRAPHIC PACK\$24.95

Our best selling graphic programs plus more, all on one disk. Graphic label maker, Photo-Copy, Super Label, Converter (converts Print Shop to Print Master), and Sprite Editor. Plus we'll add 60 graphics.

PARAMETERS CONSTRUCTION SET

The company that has The Most Parameters is about to do something Unbelievable. We are giving you more of our secrets. Using this Very Easy program, it will not only Read, Compare and Write Parameters for You; it will also Customize the disk with your name. It will impress you, as well as your friends. The "Parameter Construction Set" is like nothing you've ever seen. In fact, you can even Read Parameters that you may have already written; then by using your construction set, rewrite it with your new Customized Menu. \$24.95.

New from Europe

XX Rated Game	\$24.95	Lock Pik Books 1 & 2	29.95
All New B.B.S.	19.95	D.N. Coder	14.95
Super 1000 Parameters Pak	39.95	Master Lock	9.95
Super 1000 Graphics Pak	29.95		
Blitz Decompiler	19.95		
1541 Mash Drive Alignment	14.95		
Top Secret Stuff 1 & 2	14.95		

ADD \$4.00 Shipping & Handling
ADD \$3.00 for C.O.D. in USA Only
VISA and MasterCard Accepted

UTILITIES UNLIMITED, Inc.

P.O. Box 532
North Plains, OR 97133

If you wish to place your order by phone
CALL (503) 647-5611 24 Hrs A Day!

SUPER-CARD +

Have you been watching the war over the "best" backup utility? We would like to state the facts, and put this war to an end... once and for all!

- Utilities Unlimited was the FIRST to create a fully functional whole track copier. Our prototype was designed December 6, 1984. Since that time, the product has evolved into the most successful archiver ever created!
- Utilities Unlimited was FIRST in creating this product for ALL disk drives: 1541/1541C/1541-II/1571/SX-64/ALL Commodore compatibles. While it is true that some of the units required soldering, it is very simple. We offer an installation service for those customers that do not wish to install the card themselves.
- Why would you WANT to wait for parameters? During that waiting period, your precious software could be destroyed! With SUPER-CARD+ you need not wait! The software is user selectable. So if special changes are required, you can do it yourself! NO WAITING FOR MONTHS. What about those special changes? They (if actually required) are available by calling our office, or through QUANTAM LINK. We can tell you how to backup your software THE SAME DAY YOU GET IT! All versions of our SUPER-CARD+ software include the latest settings. Even our competitor agrees that we can copy EVERYTHING with the proper settings... and we have them!
- Updates — Approximately every 6 weeks we release an update of our software that includes new utilities, copiers, and settings. ALL updates are \$5.00... which we feel is a very reasonable fee. Updates are NOT required.
- Across the nation, software rental stores use SUPER-CARD+ to backup their originals. Our SUPER-CARD+ has been tested in Europe and has been chosen as the BEST backup utility!
- SUPER-CARD+ comes complete with the hardware card, documentation, and the latest software release (version 3.0).

So, the facts are on the table... you decide for yourself. By the way, they say that "imitation is the highest form of flattery"... thanks guys!

ONE BOARD FITS ALL DRIVES

Single.....\$59.95 Dual.....\$109.95

FINAL CARTRIDGE III

No other cartridge adds 64K of ROM. The additional 32K of RIM is dedicated to a unique desk top accessory, setting it apart from the other cartridges.

Final Cartridge III is inspired by the Amiga and Macintosh. The function keys are laid out logically and are easy to remember. The tool kit is the largest collection on any cartridge (almost 30 commands). Just to mention some of the features — Fastload (15X) Backup, Freezer, Printer FR, Word Problems, Pop-Up Calculator, Color Screen Dump and Windows. All for only \$69.95

Allow 3-4 Weeks for Delivery
All Sales Are FINAL
Unless Authorized by Management

VIDEO BYTE II - the only FULL COLOR! video digitizer for the C-64, C-128

Introducing the world's first FULL COLOR! video digitizer for the Commodore C-64, 64-C, C-128 & 128-D computer. VIDEO BYTE can give you digitized video from your VCR, B/W or COLOR CAMERA or OFF THE AIR or CABLE VIDEO (thanks to a fast! 2.2 sec. scan time). New version 3.0 software features full RE-DISPLAY with MULTI CAPTURE MODE, MENU SELECT PRINTING, EXPANDED COLORIZING FEATURES, SAVE TO DISK FEATURE AND MUCH MORE!

FULL COLORIZING! is possible, due to a unique SELECT and INSERT color process, where you can select one of 15 COLORS and insert that color into one of 4 GRAY SCALES. This process will give you over 32,000 different color combinations to use in your video pictures. SAVES as KOALAS! Video Byte II allows you to save all your pictures to disk as FULL COLOR KOALA'S. After which (using Koala or suitable program) you can go in and redraw or recolor your V.B. pic's. LOAD and RE-DISPLAY! Video Byte II allows you to load and re-display all Video Byte pictures from inside Video Byte's menu. MENU DRIVEN! Video Byte II comes with an easy to use menu driven UTILITY DISK and digitizer program (64 MODE ONLY). COMPACT! Video Byte II's hardware is compact! In fact no bigger than your average cartridge! Video Byte comes with it's own cable. INTEGRATED! Video Byte II is designed to be used with or without EXPLODE! V5.0 color cartridge. Explode! V5.0's menu will return you to VIDEO BYTE II's menu. Explode! V5.0 is the PERFECT COMPANION! Video Byte II users are automatically sent FREE

ONLY
\$79.95

SOFTWARE updates along with new documentation, when it becomes available. PRINT! Video Byte II will printout pictures in BLACK and WHITE GREY SCALE to most printers. However, when used with Explode! V5.0, your printouts can be done IN FULL COLOR 8x11" on the RAINBOW NX-1000, RAINBOW NX-1000C, JX-80, Seikosha3000 AI. (OKIDATA 10/20's (print larger 6"by9") USER SLIDE SHOW program w/auto or manual display is standard with VIDEO BYTE program. And can be backed up!)

Why DRAW a car, airplane, person or for that matter... anything when you can BYTE it... Video Byte it instead.

NEW! SUPER CARTRIDGE By The Soft Group EXPLODE! V.5

The MOST POWERFUL, DISK DRIVE and PRINTER CARTRIDGE ever produced for the COMMODORE USER, Super USER FRIENDLY with all the features most asked for. New FEATURES... (a) Faster non-blanking FASTLOAD. (b) MIRROR imaging of all HI-RES screens. (c) 4 Way color selection with insert, for all HI-RES screens. (d) Infinite FILE COPY for all SEQ. & PRG. files, copy your file only once, then write that file to as many disks as you like... great for single file copying by small user groups. (e) FULL COLOR PRINTING OF ALL COLOR HI-RES & MULTI-COLOR SCREENS to ALL COLOR DOT

MATRIX PRINTERS (not for INK JET printers). (f) Direct ONE KEY access back to VIDEO BYTE software thru EXPLODE! V5.0's MENU. (g) Supports all popular printer interfaces. (h) FREE upgraded utility disk.

THE 128 SUPERCHIP - A, B or C (another first)

A — There is an empty socket inside your 128 just waiting for our Super Chip to give you 32K worth of great Built-in Utilities, all at just the Touch of a Finger. You get built-in features: Files Copier, Nibbler, Track & Sector Editor, Screen Dump, and even a 300/1200 baud Terminal Program that's 1650, 1670 and Hayes compatible. Best of all, it doesn't use up any memory. To use, simply touch a function key, and it responds to your command.

B — HAS SUPER 81 UTILITIES, a complete utility package for the 1581. Copy whole disks from 1541 or 1571 format to 1581. Many options include 1581 disk editor, drive monitor, Ram writer and will also perform may CP/M & MS-DOS utility functions.

C — "C" IS FOR COMBO and that's what you get. A super combination of both chips A and B in one chip, switchable at a great savings to you. All Chips Include 100 Parameters FREE! Chips A or B: \$29.95 each Chip C: \$44.95 each.

COMMODORE: TRY BEFORE YOU BUY. Best selling games, utilities, educ'1 + classics & new releases. 100's of titles. Visa/MC/Disc Free brochure. RENT-A-DISC, Frederick Bldg. #222, Hunt'n, WV 25701 (304) 529-3232

FINEST C-64/128 PUBLIC DOMAIN SOFTWARE!

New catalog of over 3000 programs. As low as \$1.25 per disk of programs. \$2.00 gets sample disk & catalog (on disk) mailed 1st class. **KOALA ENTERPRISES**, Dept. GZ, Rt. 2 Box 677, Carencro, LA 70520

FREE PUBLIC DOMAIN SOFTWARE - Request free catalog or send \$2 for sample disk and catalog (refundable). C64-128. CALOKE IND., Dept. JK, Box 18477, K.C., MO 64133

THOUSANDS OF PD PROGRAMS FOR C64/128! We have Games, Utilities, Music and much more! For information write: Lightspeed Software, POB 340427, Tampa, FL 33694

RENT 64/128 SOFTWARE! 1000's of disks. Lowest prices. No deposit or fee. Free catalog. Centsible Software, PO Box 930, St. Joseph, MI 49085 (616) 982-0327.

FREE PD SOFTWARE C64. Send \$2 for complete catalog and Sample disk (refundable). RVH PUBLICATIONS, 4291 Holland Rd., Suite 562-G, VA Beach, VA 23452

C64/128 PD SPECIAL! 15 DISKS PACKED FULL of Games, Music, Util., Educ., Hm/Bus. for \$25 +\$2.50 s/h. For more info send SASE. D & V CompSoft, PO Box 933, Ardmore, TN 38449

FREE CATALOG FOR COMMERCIAL SOFTWARE 30-60% off. Amiga, Apple, Commodore IBM, Macintosh, Atari. DISK-COUNT SOFTWARE, Box 3, Carteret, NJ 07008. (800) 448-6658

MUSIC LOVERS! MIDI YOUR C64/128. We have music software, Midi interfaces, hundreds of pre-programmed songs. Catalog-\$1.00. MIDI Inn, Box 2362CG04, Westmont, IL 60559

C64/128 FINEST PUBLIC DOMAIN PROGRAMS Pretested quality programs * Most \$1.50 * *On Disk * YOU pick the programs that YOU want!!! Free diskfull of programs with first order! For a list + Description send SASE to: JLH Co., Dept. G, Box 67021, Topeka, KS 66667

ATTENTION C-128 OWNERS. ALL C-128 SOFTWARE (not C-64 mode)
 I. **MapGen ACCOUNTING** * (Main program required for A/Rec, A/Pay, FA) \$30
 a Accts/Rec \$15; Accts/Pay \$15; Fin. Analyst \$15
 (or buy complete ACCOUNTING package for only \$60)
 II. **Maggen 1989 Fed Tax Pkg** (8 forms/8 scheds; 1/2 price updates) \$44
 III. Retirement Analysis \$14; Mult. Linear Regression \$14; WORDFIND \$8;
 Spellmaster \$9; Loan/Savings Annuites \$14; BLACKJACK \$10; States and
 Capitols game \$9; Presidents and V.P. TRIVIA game \$9; Bible TRIVIA \$9
 Send check or money order plus \$3 postage/handling to:
MapGen Computer Systems, P.O. Box 709, Thornburg, VA 22565-0709
 or for more information or C.O.D. orders, call (703) 582-6448

DON'T MISS THIS INTRODUCTORY OFFER!
SCREEN-PRO 64 power productivity system!
 Create displays-games-cartoons-etc FAST!
 34 frame animation. Use in your programs
 100% ML. No programming required! 10 day
 trial offer, disk only \$24.95 or SASE to
ACCUTONE, 36 Myers Court, Medford, OR 97501

GIANT COMPUTER HINT BOOK—
 Over 100 Games Covered!!!
 Send \$22 to: James Kato, 10374
 Rainbow Circle, Fountain Valley, CA 92708

P.D. Software for the 64 and 128. Sample
 Disk and Full Catalog \$3.50 or send long
 SASE for Brochure. Country Soft, Dept. C
 822 Saxonburg Blvd., Saxonburg, PA 16056

LOTS OF DISKS! THE BEST 64/128 PD. Tons of
 Graphics, GEOS, Games, Bible, Utils. **YOU**
NAME IT! SASE for FREE list. DISCOVERIES
 PD, POB 9153, Waukegan, IL 60085



BEAT LOTTERY BIASES!
NEW DOS RELEASE!
YOUR LOTTERY IS BIASED! Un-
 intentionally certain number patterns
 will be selected with a greater frequency
 than others. **LOTTO PICKER 3** will uncover &
 exploit these biases & tell you which numbers to
 play—no guesswork required! **GUARANTEED** to work
 for all lotteries worldwide or your **MONEY BACK!** **WHEEL-**
ING now included in DOS version! **BEAT THE LOTTERY**
TODAY! \$39.95 (+2.55 s/h). 3.5" add \$5. Ver. 2.1 for Apple
 II & C64/128. NY add tax.
ORDER TODAY! 1-800-634-5463 ext 293 (M-F 8-5)
GE RIDGE SERVICES, INC., 170 Broadway,
 Suite 201-CP, New York, NY 10038
 Info/Dealers 718-317-1961.

*****JOYSTICK WARRIORS!** Suit up for real
 adventure on your C64/128. Write for
 free information: **AERION SOFTWARE, LTD.,**
 P.O. Box 1222, Riverdale Station, NY, NY 10471

C128 and C128D Exclusive Software. Order
 "The Banker" complete checkbook software.
 Only \$19.95 (+\$3 s/h). Check, M.O., VISA,
 MC, & Am. Exp. EasyLife Software Systems,
 PO Box 776, Tinley Park, IL 60477-0776

Thousands of C64/128 PD programs on 400+
 disks. Free listing or \$1 large catalog.
DISKS O'PLENTY INC., 7958 Pines Blvd.,
 Suite 270A, Pembroke Pines, FL 33024

Lottery Cruncher will give you the edge
 over other comp. aided Lottery Pickers.
 with 5 modes of probability analysis
 Full function editor works for all
 lotteries. \$18.95 (IL res. 5% sales tax),
 \$2.50 S&H to PMG Software, 3751 N.
 Clifton, Suite 1F, Chicago, IL 60613
 Sorry about our error in address last month.

HIGH QUALITY PUBLIC DOMAIN PROGRAMS!
 Thousands of public domain programs at
 money-saving prices. Send \$1 for large
 catalog & free sample disk to: **EAGLE**
ENTERPRISES, 87 Chestnut St., Dumont, NJ 07628

Free PD C64-128 Software 1000+ European-
 Domestic Best Sellers (Sample & Catalog \$2)
 (Send SASE for Catalog) **WESTCOMP LIBRARY**
 P.O. Box 60818, Reno, NV 89506

SEE ROTATING EARTH FROM SPACE.
 Shows all oceans + continents, day +
 night, seasons, midnight sun, + much
 more. Ultra-fast 3-D ML transforms large
 image 40 times minute. You'll like it or
 full refund. C64/128 disk \$19.90, free
 shipping [MA add 5%]. Send US check or
 M.O. to: **Edgeworth Software,**
 P.O. Box 418, W. Upton, MA 01587

Authorized Commodore Repair Center.
 C64, 128, Amiga & PC, 1541/1571. Drive
 alignments \$39.95. 48-hr turnaround,
 free UPS. Software City, 901-C N. Wendover
 Rd., Charlotte, NC 28211 (704) 362-2154

Auth Repairs C64/128, 1541/1571, SX64, 128D,
 Amiga, PC. 816-425-4400. Selling DTK-IBM comp.
 cmprts. Quick Serv. 30 dy wrnty. Mom & Pop's
 Computer Shop, 114 N. 16th, Bethany, MO 64424

C-64 REPAIR \$39.95 FLAT RATE. 1541/1571-
 \$49.95; SX64-\$69.95; 128-\$64.95. 24 Hr turn-
 around. 90 dy warranty. A&M Computer Repair,
 20 Guernsey, New Windsor, NY 12550, 914-562-7271

ARB BULLETIN BOARD FOR THE 64/128
 36 Levels, Email, 90 SIGS, GAMES, \$54.95
 (BBS) 718-645-1979 * (Voice) 718-336-2343
L & S COMPUTERS, Box 392, Bklyn, NY 11229

B.Sc. & M.S. in COMPUTER SCIENCE

The American Institute for Computer Sciences offers an in-depth correspond-
 ence program to earn your Bachelor of Science and Master of Science de-
 grees in Computer Science at home. BSc. subjects covered are: MS/DOS,
 BASIC, PASCAL, C, Data File Processing, Data Structures & Operating sys-
 tems. MS program includes subjects in Software Engineering and Artificial
 Intelligence.

AMERICAN INST. FOR COMPUTER SCIENCES
 1704-CG 11th Avenue South
 Birmingham, AL 35205
 CALL 205-933-0339

COMPUTE!'s Gazette Classified is a low-cost way to tell over 200,000 microcomputer owners about your product or service.

Rates: \$25 per line, minimum of four lines. Any or all of the first line set in capital letters at no charge. Add \$15 per line for boldface words, or \$50 for the entire ad set in boldface (any number of lines.) Inquire about display rates.

Terms: Prepayment is required. Check, money order, American Express, Visa, or MasterCard is accepted. Make checks payable to COMPUTE! Publications.

Form: Ads are subject to publisher's approval and must be either typed or legibly printed. One line equals 40 letters and spaces between words. Please underline words to be set in boldface.

General Information: Advertisers using post office box numbers in their ads must supply permanent address and telephone numbers. Orders will not be acknowledged. Ad will appear in next available issue after receipt.

Closing: 3rd of the third month preceding cover date (e.g., June issue closes March 3rd). Send order and remittance to: Kathleen Ingram, Classified Manager, COMPUTE!'s Gazette, P.O. Box 5406, Greensboro, NC 27403. To place an ad by phone, call Kathleen Ingram at (919) 275-9809.

Notice: COMPUTE! Publications cannot be responsible for offers or claims of advertisers, but will attempt to screen out misleading or questionable copy.

Classified Display Rates: Classified display ads measure 2 1/4" wide and are priced according to height. 1" = \$250; 1 1/2" = \$375; 2" = \$500; 3" = \$600; (\$100 for each additional inch, e.g. 4" = \$700, etc.) Preferred supplied material is Velox or PMT.

THE DEFINITIVE REFERENCE
FOR COMMODORE USERS

GAZETTE™

BACK ISSUES

Note: Only selected titles are listed in contents for each issue

1987

January—Keyword Construction Set, One-Touch Function Key, GEOS Icon Changer, CP/M: Surviving with 40 Columns

February—Collision Course, Division Worksheet, MetaBASIC 64, MetaBASIC 128, 128 DOS Wedge, 128 Sound & Music (Pt. 4)

March—Ringside Boxing, Color Craft, 128 RAM Expansion, CP/M RAM Expansion, Sprite Manager

April—Omicron, Music Improvisor, *Print Shop* to GEOS, TurboSave 128, TurboSave 64, Countdown Timer

May—*SpeedScript* 3.0, Powerball, Cassette Sleeve Maker, No-SYS Loader, Fast Boot, Gameports

June—Bingo, Fraction Practice, Free-Form Filer, Disk Vacuum, Hi-Res Graphics on the 128

July—Basketball Sam & Ed, Calendar Maker, Crash Prevention, 128 Graph Designer, GEOS File Storage, Text Framer

August—Bounty Hunter, Sprite Magic, Sprite Stamp, 80-Column Sector Editor (128), Relative Files

September—Sub Attack, Exercise Pacer, Screen Maker, Impossible Scroll, Video Slide Show, 80-Column Magic

October—*SpeedScript* 128, Chopper Pilot, Stars: A Simulation of the Heavens, Directory Magic, Font Printer, Animator 64

November—Litterbug, Sketch Pad, Poster Printer, Renumber 64, Accessing the 128's 80-Column Screen

December—Crossroads, Snake Pit, Word Find, Animal Match, Disk Rapid Transit, PrintScreen, GeoTrash Restorer

1988

January—How to Buy a Modem, Buyer's Guide to Modems, Needlework Graphics Editor, Tile Paint, Sound Manager

February—Buyer's Guide to Graphics Programs, Easy Load, Turbo *SpeedScript*, Fast 64 Mode for the 128

**COMPLETE YOUR
COLLECTION!
ANY ISSUE FOR \$6!**

Issues not listed are
sold out. Limited
quantities available.

Order today!

March—CP/M Software for the 128 (Pt. 1), XPressCard 128, ML Cloner, Big Screen, Color Lister

April—CP/M Software for the 128 (Pt. 2), 3-D Speedway, SpeedFile 64, Ramdisk 128, Mirrors

May—Networking the 64, Guide to User Groups (Pt. 1), Treasure Diver, Mob Maker, 128 Math Graphics, 1541 Speed & Alignment Tester

June—Buyer's Guide to Printers, Guide to User Groups (Pt. 2), Arcade Volleyball, Excelfont-80 (128), Graphics Wedge

July—Hard Disk Drives for the 64/128, Civil War on Disk, Quick Save, Error Analyzer, SYS Stamper

August—MIDI Made Simple, Buyer's Guide to Music Software, Cribbage (128), 128 Shell Booter, 3-D Sprites, Zoom

September—Write All About It! (desktop publishing), Pattern Fill, Multicolor Graphics Dump, SpeedCheck 128, Disk Package, MultiSort 128

October—Commodore Goes Back to School, Buyer's Guide to Preschool Software, Scorpion II, 64 Compressor, SpeedPrint, Speed Columns, 128 Text Sorter

November—GEOS 2.0: A Major Upgrade, Buyer's Guide to Word Processors and Spelling Checkers, Rally Racer, Block Out (128), Sprite Killer, Notepad 64, Font Grabber (GEOS)

December—88's Best Games, Ringside LXIV, Crossroads II, Digi-Sound, Dynamic Windows, Quick! (1541 speedup), 1526 PrintScreen, Key Lock

1989

January—Guided Tour of Major Online Services, How to Get Published, Disc Blitz, Jewel Grab, 128 Animator, Smooth-Scrolling Windows, Handy Filer, Smart Disassembler

February—Around the World with Commodore, Buyer's Guide to Personal Publishing Software, Tank Ambush, Gridloc (128), The Great Arcade Machine, 1581 Alphabetizer, Sound Wedge

March—Dream to Reality: Simulation Designers Speak Out, Buyer's Guide to Sports Games and Simulations, The Anglers, Bacteria (128), Planebender, Bitmap Buster, Monthly Calendar, MultiView

April—Designing Your Own Programs, Buyer's Guide to Programming Aids, Science Fiction on Disk, Space Worms, BASIC 10, File Saver (GEOS), Super Accelerator (128), Comparator

May—Care and Feeding of Dot-Matrix Printers, Fantasy on Disk, Guide to User Groups (Pt. 1), Knock 31, Hi-Res Windows, RAM Wedge 128, Super Slideshow, Quick Print, Close-up: GEOS 128 2.0

June—Best Arcade Sports Games, Guide to User Groups (Pt. 2), Match Mania, Jericho II, Hi-Res 80 (128), SpeedCount, MacroBASIC (64/128), Grafix Converter, GEOS Help Pad

July—Speakers, Stereo, and MIDI Solutions; Mine Sweeper, Monster Bar-B-Q (128), Math Magic, CHR\$ Graphics, Financial Planner, 1581 Directory Sorter, GEOS File Retriever

August—Here Come the Coin-Ops!, Explore Your 64!, Stars II, Disk Doubler (64/128), Quiz Maker (64/128), Sprite Fader 64, 80-Column Graphics (128), Screen Splitter, Notepad 128, Sprite Clock, Marathon (128)

September—Call Your User Group, Commodore's Back in the Classroom, Block Battle!, Wham Ball, 64 Animator, SpeedScript 128 Plus, Memo Card, Slideshow (GEOS), MR Scribble, EZ Bar Charter, On the Border (border routines)

October—Tips for Desktop Publishers, Slap Shot, Backdrops, Boot Maker, RGB Kit (128), 128 Graphics Compactor, Triple Search, Text Screen Editor, Diamonds, Disk Usage (GEOS)

November—Super Power Boosters, Cartridge Power!, White Water, DP BASIC, SpeedScript Easy Cursor, Copy 81, Flash Card, Universal Input, Turbo Format (GEOS), Vertical Scroller

FOR ORDER INFORMATION AND FORM, SEE PAGE 20.

Corresponding monthly disks are available only for issues from January 1986 forward.

REVIEWS

Space Rogue

It's getting progressively harder to pigeonhole computer games. Many of today's titles no longer fit into easily definable categories; instead they straddle the line between types. *Space Rogue* is one of the latest examples of this new breed of hybrids. Part flight simulator, part arcade game, part role-playing adventure, *Space Rogue* borrows features from all three genres, providing a gaming experience that's entertaining on multiple levels.

Its heritage may be diverse, but when it comes to subject matter, *Space Rogue* falls squarely into the space-opera tradition. All of the classic elements are here: bug-eyed aliens, artifacts from an ancient civilization, intergalactic intrigue and warfare, and enough techno-babble to fill a small dictionary. Set in a far-flung corner of a universe called—appropriately enough—the Far Arm, *Space Rogue* casts you in the role of a young adventurer hungry for fame and fortune. How you acquire both depends not only on your skills, but also on your scruples and daring.

The Space Rogue universe is a responsive one, where actions carry short- and long-term consequences.

The space-flight and dogfight routines in the game strike a nice balance between sophistication and fast-action thrills. Although piloting your Sunracer scout ship is easier than handling an F-15 jet fighter, the simulator portion of the program includes enough detail to keep hardcore space jockeys happy. Far from being a simple matter of jerking the joystick in different directions and pressing the fire button when the enemy is in sight, the combat sequences test your grasp of tactics and flight dynamics as much as your reflexes. Particularly crucial to your survival is an appreciation of how your weapon and defense systems match up against your opponent's.

The space battles provide for plenty of excitement in and of themselves. However, these encounters take on a larger meaning and significance within the context of your adventures on the various star bases and outposts scat-



tered throughout the Far Arm. And it's this role-playing dimension that makes *Space Rogue* so engrossing and enjoyable to play.

Unlike many other games of its ilk, *Space Rogue* doesn't force you into a rigid path of behavior. Rather, it allows considerable latitude in choosing the role you wish to adopt. For instance, you can live up to the game's title and act like a pirate, preying on hapless merchants, or you can remain a peaceful trader. In fact, this is one game where it often pays to avoid aggression. However, your feats do not take place in a vacuum. Your status in the eyes of the major factions operating in the Far Arm rises and falls according to your deeds. The *Space Rogue* universe is a responsive one, where actions carry short- and long-term consequences.

Space Rogue also benefits from some appealing packaging, which serves to enrich your experience in a small but meaningful way. Long gone are the days when computer games consisted of a disk and a rules pamphlet—this box is packed with goodies. Its contents include a full-color map of the Far Arm star cluster, an introductory short story, paper cutout models of different starships, and an instruction booklet presented in the form of a stained, well-thumbed, and annotated Sunracer Owner's Manual. Of course, the game plays the same regardless of their presence, but these playing aids affect the perception of the value you receive for your money. More importantly, a game like *Space Rogue* is also

an exercise in escapism, and its small array of components only helps to reinforce this illusion.

Space Rogue breaks no new ground as a flight simulator or a role-playing adventure, and its story line follows a path already trod by numerous sci-fi yarns. This is another way of saying that *Space Rogue* builds on a solid foundation of what's come before, both in the realm of computer games and the space-opera subgenre of science fiction. It may not offer anything startlingly fresh, but assuming your expectations are in line with the game's ambitions, neither will it disappoint you.

—Jeff Seiken

Space Rogue
Origin
136-B Harvey Rd.
Londonderry, NH 03053
\$49.95

Scrabble


We've never before sat down to play Scrabble with a dictionary in one hand and an AK-47 in the other. Now, however, there's no other way. We're being tutored in the nastiest, most cutthroat game we've ever seen.

In designing this computer version of the classic Scrabble crossword game, Leisure Genius has, in some ways, surpassed the original game. All the elements of the board game are here: the limited number of letters, the blank tiles, the double and triple letter and word spaces, and the tile values. Up to four people can play, and players can be any combination from no humans (all computer players) to all humans. Play is pretty much the same as in the board version, although the program brings in a couple of features that add a filip to the game.

For instance, when you try out a word, you type it in, place the cursor, and tell the computer whether to lay it across or down. It does so, and then calculates and displays the score earned for that word. It then gives you the option of using the word or trying another. If you opt to use the word and it does not match anything in the game's 20,000-word dictionary (*The Official Scrabble Player's Dictionary* and *Chamber's*

Words), it will challenge the word. You can override the challenge, since it's possible to use a perfectly valid word that's not in the program's dictionary. If you can't justify your word, you forfeit your turn.

The game also has a clock you can either set to limit turn time (anything from 10 seconds to 9 minutes 59 seconds) or turn off entirely. In conjunction with that is a "force" key you can use to speed up the computer's turn by forcing it to use a word it is considering. You can opt to view all the tile racks (which doesn't particularly help) or



only the rack of the current player, and you can choose to watch the computer thinking as it considers words to play.

Now, playing against other humans is not terribly different from playing the board version, and it certainly is not cause for undue anxiety or violence. So why the armaments of dictionary and

Bring your dictionary and an AK-47 to play this game.

military assault rifle we mentioned at the top of this review? Because of the computer!

This version of Scrabble allows one human to take on from one to three computer players. Computer players, mind you, have access to that 20,000-word dictionary—a dictionary you are unlikely ever to view, a dictionary that contains words never dreamed of by your humble Webster's *Ninth New Collegiate*, words you'd challenge if your own grandmother attempted to use them, and words you'd never think to put on the screen. When was the last time you dared to try using *ai* (a sloth with three claws on each front foot), *zee* (the letter Z, for crying out loud), or *noo* (we never did find out what that means)? Unfortunately, you cannot challenge the computer player's words. We'd like to see that made possible, so the computer will tell you what some of those words mean.

Most humans take offense at being one-upped by a computer. We're no ex-

ception. In fact, we don't just take offense, we get mad! How would you feel about a computer that used all of its letters right off the bat to take the lead with a 50-point bonus? Exactly. Such behavior brings out the vicious competitor in us. We don't like being beaten, and we really don't like being beaten by a machine—which is why our AK-47 stays pointed at our 64 when Scrabble is running.

Scrabble is a great game to take home, a great way to hone your playing and vocabulary skills. In a couple of weeks, you'll have the confidence to take on your neighbors, having built up a vocabulary of obscure, but valid, high-scoring words. Rub your hands with glee at the thought of clobbering the Joneses. Maybe you'll even play for cash. But leave the gun at home.

—David and Robin Minnick

Scrabble
Virgin Mastertronic
711 W. 17th St.
Suite G9
Costa Mesa, CA 92627
\$29.99

Sgt. Slaughter's Mat Wars

In adopting a behind-the-scenes viewpoint of the sport of wrestling, *Sgt. Slaughter's Mat Wars* succeeds in adding depth to the game by taking into account some of the contortions that take place outside the ring.

Your first step in playing will be to select a manager from a field of five. Each has a different personality and background, although these seem to have no bearing on their eventual conduct. (Wrestling star Sgt. Slaughter himself has no bearing on the game either, other than lending his dubious name to the package and summing up each match.)

Once you've chosen a manager, your next step is to buy a wrestler. Placed on an auction block like sides of beef, fighters are sold to the highest bidder. Though you have a beginning budget of \$15,000, you'll want to remember that each match has an entry fee of \$1,000 and you'll want to have some reserve for making bets on the actual match.

The best strategy is to outbid your rivals for the first offering. Later auction entries have lower energy levels and are less suited for winning any bouts.

Now you're ready for the meat of the game: betting on your fighter. Unless you can get good odds, it won't pay to bet against your own man. Bets are in increments of \$100 with a maximum

bet of \$500. At even money, taking a dive will only win you back half your entry fee.

You can plan for a long-range strategy by fixing other fights in order to force future opponents out of the

Fix fights to force future opponents out of the running, leaving your man to face a field of pussycats.

running, thereby leaving your man to face a field of pussycats. Obviously, there is a price involved in fixing, and at the early stages of the game, you're still working off your original budget.

After all this, the actual wrestling may seem a secondary activity. However, with four levels of combat, each of which changes the moves available to your fighter with your joystick, the wrestling involves a great deal of concentration as well as eye/hand coordination.

By succeeding in level 1, where the movements are a punch, a knee lift, an elbow to the rear, and running, you reach level 2. Here, a knockout punch takes the place of the level 1 punch, and bending down replaces the knee lift. In level 3, you'll work with body slams, pile drivers, and throwing your oppo-



nent into the ropes. The last level allows you to pin your opponent.

In the heat of the moment, it's sometimes difficult to remember where you are and what you're doing—much like a real wrestler who has been dropped on his head too often. If you win in the first level of competition, the purse is \$25,000 and you can move up through the ranks to compete on a higher level, where the reward can be as high as \$75,000. Such a purse gives your manager more money with which to bet and to fix fights.

Sgt. Slaughter's Mat Wars features good graphics and animation, with sound that is acceptable but not exciting. An interesting transitional device takes you from auction block to bullpit

Reviews

to coliseum. You'll see a broad view of the scene and then, in a zoom sequence, zero in on the place of action.

I don't think *Mat Wars* will be considered one of the great games, but in the routines of betting and fixing fights, it adds the necessity of long-range strategy as well as hinting at a certain sleaziness that may or may not exist in the real world of professional wrestling. This facet lifts it above the level of similar fighting-only computer games.

—Ervin Bobo

Sgt. Slaughter's Mat Wars
Mindscape
3444 Dundee Rd.
Northbrook, IL 60062
\$29.95

Mean Streets

In *Mean Streets*, an interactive detective movie set in the year 2033, you assume the identity of a seedy private investigator in the shadowy world of postwar San Francisco. It's a dark place, literally and figuratively. The title refers to the streets of the cities, abandoned to the vermin—human and barely human—by those wealthy enough to own flying cars.

As you suffer through a tedious afternoon, a beautiful woman walks into your life, providing you with a case as puzzling as anything Marlowe or Spade

Mean Streets is a beautifully crafted detective story with surprisingly good graphics and a bonus of action modules.

had to deal with a century earlier. Her father, Dr. Carl Linsky, apparently has committed suicide—but she has her doubts.

As you begin your investigation, all you know for sure is that Linsky is dead, his daughter is beautiful, and his exfiancée is not. The daughter is convinced that her father (an eminent professor of neuropsychology at the University of San Francisco) was murdered—but then, she is the beneficiary of a big life insurance policy. She stands to collect a tidy sum if the police's suicide theory can be disproved.

Before the case is over, you'll sniff around the back alleys of a city that's slowly reverting to barbarism, engage in running gun battles with faceless gunmen armed with semiautomatics,

and search for clues. You are filled with an increasing sense of menace as you discover the possible involvement of a group of crypto Nazis and a monolithic multinational corporation.

What is the peculiar attraction that bound the late professor to his porcine fiancée? Who is the mysterious SF who left the last message on the dead man's fax? *Professor: You were right about these boys. They play for keeps. Watch your step.*

Naturally, in a world where radiation alerts have replaced the smog reports as a topic of casual chitchat, you will never expose yourself to the outside air—unless you're going to jump off a bridge. Instead, you pilot an automated flying car known as a speeder. And it's fast. If you're a diehard flight-simulator pilot, you can fly the speeder yourself. If you're interested only in



finding the truth about Dr. Linsky's death, your speeder is equipped with an autopilot. You only have to enter the coordinates of your destination and then sit back for a simulated flight through the murky yellow skies. (To speed up the speeder a little, turn off the sound.)

The characters are scanned images able to display many expressions. Two characters (your secretary and a professional snitch) actually lipsync their words. Your secretary, Vanessa, has a not-too-secret crush on you and will find information quickly, if it's on file. Lee Chin, your informant, wants cash for information that often turns out to be the same as that which Vanessa provides for free. Check with Vanessa first and only bribe Lee for information when there's no other way to get it. (You'll find that Lee is acquainted with most of the "bad guys," and Vanessa has data on most of the "good guys" on file.)

Some gun battles must be won in order to reach a suspect, and some are just thrown in for a challenge. To win a gun battle, move forward, fire twice, duck the gunmen's bullets, stand up, move forward rapidly, and fire twice again. This tactic should help you survive the fusillade.

Be sure to search thoroughly. Most of your problems will probably result from cursory searches. You're given a

menu of several things you can do with any discovered object—move it, take it, look at it, and so on. Be sure to perform each operation on each object. You never know when an important clue or object will turn up.

Furthermore, question each of the nearly 40 characters about every character or item of which you have knowledge. If you neglect to interrogate a person about something, you might miss an important clue—or a humorous aside. There is more than one route through the game, so don't be surprised if your path diverges from a friend's.

Mean Streets provides plot twists of the sort that make me stay up past midnight to watch *The Maltese Falcon* and *The Big Sleep* every time they're scheduled on TV's *Insomniac Theater*. *Mean Streets* is a well-conceived and beautifully crafted detective story providing a friendly, easily understood interface and surprisingly good graphics, with a bonus of action modules and a simple flight simulator. When you've mastered *Mean Streets*, look forward to the sequels planned for later this year.

—Robert Bixby

Mean Streets
Access Software
545 W. 500th S
Bountiful, UT 84010
\$39.95

6

COMPUTE!'s Gazette is looking for utilities, games, applications, educational programs, and tutorial articles. If you've created a program that you think other readers might enjoy or find useful, send it, on disk, to:

Submissions Reviewer
COMPUTE! Publications
P.O. Box 5406
Greensboro, NC 27403

Please enclose an SASE if you wish to have the materials returned.

Articles are reviewed within four weeks of submission.

NEW!

ACTION REPLAY v5.0

THE ULTIMATE UTILITY / BACKUP CARTRIDGE FOR THE C64/128

• Action Replay allows you to Freeze the action of any Memory Resident Program and make a complete back-up to disk - and that's not all... Just Compare these features:

WARP 25

- The world's fastest disk serial Turbo. A typical backup will reload in under 5 seconds.
- No special formats — with action replay you simply save directly into Warp 25 status.
- Backup all your existing programs to load at unbelievable speed!
- Warp Save/Load Available straight from Basic.

RAMLOADER

- You can also load most of your commercial originals 25 times faster! With our special LSI logic processor and 8K of onboard Ram, Action Replay offers the world's fastest Disk Serial Turbo.

UNIQUE CODE CRACKER MONITOR

- Freeze any program and enter a full machine code monitor.
- Full Monitor Features.
- Because of Action Replay's on Board Ram the program can be looked at in its ENTIRETY. That means you see the code in its Frozen state not in a Reset state as with competitors products.

MORE UNIQUE FEATURES

- Simple Operation: Just press the button at any point and make a complete back-up of any memory-resident program to tape or disk.
- Turbo Reload: All back-ups reload completely independent of the cartridge at Turbo speed.
- Sprite Monitor: View the Sprite set from the frozen program — save the Sprite — transfer the Sprite from one game to another. Wipe out Sprites, view the animation on screen. Create custom programs.
- Sprite Killer: Effective on most programs — make yourself invincible. Disable Sprite/Sprite-Background collisions.
- Unique Picture Save: Freeze and save any Hires Screen to tape or disk. Saved in Koala, Blazing paddles format.
- Compactor: Efficient compacting techniques — 3 programs per disk — 6 if you use both sides.
- Single File: All programs saved as a single file for maximum compatibility.
- Utility Commands: Many additional commands: Autorun, Append, Old, Delete, Linesaver, etc.
- Screen Dump: Print out any screen in 16 Gray Scales, Double size print options.
- Unstoppable Reset: Reset button to Retrieve System and Reset even so called Unstoppable Programs.
- Fully Compatible: Works with 1541/CII, 1581, 1571 and with C64, 128, or 128D (in 64 Mode).
- Disk Utilities: Fast Format, Directory, List, Run and many other key commands are operated by Function Keys.
- Unique Restart: Remember all of these utilities are available at one time from an integrated operating system. A running program can be Frozen to enter any Utility and the program is restarted at the touch of a key — without corruption.
- LSI Logic Processor: This is where Action Replay V gets its power. A special custom LSI chip designed to process the logic necessary for this unmatched Freeze/Restart power. No other cartridge has this power!

ONLY \$64.99

SUPER CRUNCHER — ONLY \$9.99

A utility to turn your Action Replay 5 into a super powerful program compactor. Reduce programs by up to 50%! Further compact programs already crushed by AR5's compactor.

GRAPHICS SUPPORT DISK — ONLY \$19.99

To take advantage of AR5's unique power, we have prepared a suite of graphic support facilities.

- SCREEN VIEWER: View screens in a 'slide show' sequence.
- MESSAGE MAKER: Add scrolling messages to your saved screens with music.
- PROSPRITE: A full sprite editor.
- ZOOM LENS: Explode sections of any saved screen to full size.

UPGRADE ROM — ONLY \$16.99

- Give your AR IV all the power of the new V5.0.

Circle Reader

Service Number 110

RIO DATEL COMPUTERS

800-782-9110

*ORDERS ONLY

MON-SAT 8AM-6PM (PACIFIC TIME)

CUST SERVICE TECH SUPPORT
702-454-7700
TU-SA 10AM-6PM
FAX: 702-454-7700

DEEP SCAN BURST NIBBLER - \$39.99 COMPLETE THE MOST POWERFULL DISK NIBBLER AVAILABLE ANYWHERE AT ANY PRICE!

- Burst Nibbler is actually a two part system - a software package and a parallel cable to connect a 1541 or 1571 to a C-64 or C-128
- What gives Burst Nibbler its power? Conventional nibblers have to decode the data from the disk before it can transfer it using the serial port bus - when non-standard data are encountered they are beat. Burst Nibbler transfers data as raw GCR code via the parallel cable without the need to decode it, so you get a perfect copy of the original.
- Will nibble up to 41 tracks - Copy a whole disk in under 2 min - Installs in minutes - no soldering required on 1541 (1571 requires soldering)

SOFTWARE ALONE - ONLY \$19.99 -- CABLE ALONE - ONLY \$19.99

DIGITAL SOUND SAMPLER - Only \$89.99

*Record any sound digitally into memory and then replay it with astounding effects * Playback forwards/backwards with echo/reverb/ring modulation * Full sound editing and realtime effects menu with waveforms * Powerful sequencer plus load & save function * Line In - Mic In - Line Out and feedback controls

MIDI 64 - Only \$49.99

*Full specification MIDI at a realistic price *MIDI In - MIDI Out - MIDI Thru *Compatible with Digital Sound Sampler and Advanced Music system

ADV. MUSIC SYSTEM - Only \$29.99

*Powerful modular program for creating, editing, playing and printing out sheet music *Playback music through internal sound system or MIDI *Input music with the editor, piano keyboard emulator or a MIDI synthesizer *Contains 6 modules: Editor, MIDI, Keyboard, Synthesizer, Linker and Printer

MOTHER BOARD - ONLY \$29.99

*Accepts 3 cartridges *Power on/off any slot *Onboard fuse *Reset button *Save wear & tear on your expansion port

TURBO ROM II - Only \$24.99

*Replacement for the actual kernal inside your 64 *Loads/saves most programs at 5-6 times normal speed *Improved DOS support including 10 sec. format *Programmed function keys: Load, Directory, Old etc. *Return to normal kernal at the flick of a switch *File copier *Special I/O loader *Lots more! *fitted in minutes *No soldering usually required

ROBOTARM - Only \$89.99

*Full 5 axis movement with human like dexterity to manipulate small objects *Comes with C-64 interface & software, finger jaws, shovel scoop, magnetic attachment and 2 JOYSTICKS *Uses 4 D cells *Works with or without interface *22" total length

ADVANCED ART STUDIO - Only \$29.99

*Windows, icons, pull down menus & pointing devices *Operates in HiRes mode *Full control over color attributes *16 pens, 8 random sprays, 16 user definable brushes *Windows can be cut, pasted, inverted, enlarged, reduced, squashed, stretched, flipped & rotated *3 levels of magnification *Lines, points, rectangles, triangles, circles, & rays with elastic facility *Solid & textured fill with 32 user definable patterns *All information on screen - no need to switch between picture & menu *Compatible with keyboard, joystick, mouse & Koala Pad

EPROMMER 64 - ONLY \$69.99

*Top quality, easy to use EPROM programmer for the 64/128 *Menu driven software/hardware package makes programming, reading, verifying, copying EPROM'S simplicity itself *Program 2716 thru 27256 chips @ 12.5, 21 or 25 volts *Full feature system - all functions covered including device check/verify *The most comprehensive, friendly and best value for the money programmer available for the 64/128 *Ideal companion for Superom Expander, 16K EPROM board or any EPROM project *UV ERASER - ONLY \$39.99 (Holds 4 EPROM'S)

SUPEROM EXPANDER - Only \$49.99

*8 sockets each accept 8K thru 32K EPROM's *Onboard operating system - no programs to load *Menu driven - just press a key to load program *Select any slot under software control *Code generator feature will take your own programs and turn them into auto start programs (Epson burner required)

TOOLKIT IV - Only \$14.99

*The ultimate disk toolkit for the 1541 with more features than most for less *Absolute must for serious disk hacker *DISK DOCTOR V2 *HEADER/GAP EDITOR *DISK LOOK - recover lost files *Disassemble any program from disk to screen or printer *File compactor *Fast disk copy *Fast file copy *10 sec formatter *Error edit *Much, much more!

SMART CART CARTRIDGE - Only \$59.99

NOW YOU CAN HAVE A 32K CARTRIDGE THAT YOU PROGRAM LIKE RAM THEN ACTS LIKE ROM!

*Battery backed to last up to 2 years *Make your own cartridges - even auto start types without the need for an EPROM burner *Can be switched in/out via software *Turn your cartridge into a 32K RAM DISK with our RAM DISK software - Only \$14.99

ROBOTEK 64 - Only \$64.99

MODEL & ROBOT CONTROL MADE EASY *4 output channels - each with onboard relay *4 input channels - each fully buffered TTL level sensing *Analog input with full 8 bit A/D conversion *Voice input for voice control *Software features: test mode, analog measurement, voice activate & digital readout

RIO / DATEL
3430 E. TROPICANA AVE. #67
LAS VEGAS, NV 89121

*Add \$4.00 shipping/handling in the continental U.S.: \$7.00 - PR, AK, HI, FPO, APO: \$10.00-Canada/Mex: C.O.D. orders add \$3.00 to above charges: SPECIFY COMPUTER MODEL WITH ORDER: VISA/MC/Checks/Money Orders/C.O.D. Accepted: Please call for return authorization number - returns subject to a 20% restocking fee: We reserve the right to substitute products of different appearance but equal quality and function for items pictured above: Prices subject to change without notice

800-782-9110
702-454-7700
IN NEVADA

www.commodore.ca

ATTENTION GEOS USERS: THE WAIT IS OVER.

For everyone who's ever waited a tad too long for a GEOS screen to redraw itself or an application to load, congratulations. The wait is over. Your chips have come in.

The GEORAM expansion board—for both 64's and 128's—is here.


MORE MEMORY, LESS WAITING.

Developed exclusively for GEOS-equipped Commodores, these babies pack an unbelievable 512K of extra memory, which propels GEOS into light speed productivity. Accessories pop up in an instant. Screens redraw in a wink. And applications scream out in a frenzy as you whip them along with your mouse or joystick.

"An additional 512K of memory... is a really impressive upgrade... The usefulness of this becomes evident when using GEOS, as it can practically eliminate the... disk access you normally encounter."
—Run Magazine

Hard to believe? Believe it. GEORAM's disk transfer rate is literally 35 times faster than the 1541, 1571 or 1581 disk drive. Which has the industry chattering almost as much as when GEOS first arrived on the scene:

"The difference between operating... on a 640K machine instead of a 128K machine could be compared to flying a jet and walking. Tasks that would normally cause a delay while the



disk was accessed run at the speed of light..."
—Commodore Magazine

Pretty heady stuff. But every word of it's true. Because GEORAM stores everything electronically. Which means your Commodore doesn't waste time spinning magnetic disks searching for data.

That not only increases your machine's performance. It also increases yours. Because the time you used to spend waiting is being put to better use drawing, writing or doing any of the thousands of things you're using GEOS for.

"RAM expanded C-series machines... running under the GEOS kernel—are

nearly as fast and flexible as the powerhouse Mac's, ST's, Amigas and PC's!"

—Computer Shopper

So if you'd like to delete the delay, call us toll free at 1-800-888-0848 and order your GEORAM card today. You'll discover the difference in no time.

"It's the same GEOS, but unless you experience RAM expansion, you can't imagine the transformation... Some operations run a few seconds quicker, others (such as deskTop utilities) seem to appear before you select them... My RAM expander is the most cost-effective purchase I've ever made. Try one, and you'll never go back to magnetic media!"
—Computer Shopper

The GEORAM Expansion Card. It may have been a long time coming, but it's definitely been worth the wait.

**Not available in retail stores!
No external power supply needed!**

*On top of the disk turbo speed you already get with GEOS. Mail orders: Send name, address, city, state, zip and phone number along with check or money order for \$124.95 plus \$4.95 for postage and handling, made payable to Berkeley Softworks (Do not send cash) to: Berkeley Softworks Fulfillment Center, 5334 Sterling Center Drive, Dept. G7, Westlake Village, CA 91361. Allow two to four weeks for delivery.

GEORAM
1-800-888-0848
extension 1754

 **Berkeley
Softworks**

The brightest minds are working with Berkeley.

Circle Reader Service Number 157

 **www.commodore.ca**