2022

Complete catalog

COMPUMET AG

SYSTEMS FOR ELECTRONIC PRODUCTIONS

Systems for electronic productions





Contact and support

COMPUMET AG
Theodorshofweg 22
4310 Rheinfelden, Switzerland

Phone: **+41 (0)61 836 10 50**
E-Mail: **info@compumet.ch**
Internet: **www.compumet.ch**

Location Switzerland

The registered office of COMPUMET AG is in Rheinfelden. We are your system partner for electronics manufacturing.

Kundenservice

Our customer service is at your disposal:

Advice and sales +41 (0)61 836 10 50
info@compumet.ch

Quality management according to ISO 9001

An efficient quality management system certified according to ISO 9001:2015 ensures the compliance of our high quality level.

General terms and conditions of sale, delivery and payment (excerpt**)

Conditions of delivery and payment

COMPUMET AG exclusively delivers for the commercial sector!
No selling to private individuals!

***Flat-rate shipping costs per order**

- Switzerland, Liechtenstein CHF 11.00

The flat-rate shipping costs are only valid for deliveries sent with Swiss-Post!

Delivery: unpaid ex warehouse including packaging

Minimum order value

- CHF 25,00

Method of payment:

- Per invoice: 20 days net

Lieferung erfolgt ausschliesslich gemäss unserer Verkaufs-, Liefer- und Zahlungsbedingungen
****Vollständige AGB unter: www.compumet.ch/agb**

All technical data and prices were correct at the time of printing. All prices are available on www.compumet.ch.
This catalog was created by a DTP system and with utmost care.
We reserve the right to errors, price changes and technical modifications.

Any reproduction from our catalog requires our approval. Copyright © 2022 by Compumet AG, 4310 Rheinfelden

Ausgabe: COMP CH-EN 2022

Simply order in our online shop: www.compumet.ch

Become a registered customer

Your advantage as a registered customer:

- **Prices:**
  After logging in you see your personal prices immediately, at any time and up-to-date.
- **Datasheets and user manuals for download**
- **Practical shoe filter and different configurators**
- **Direct inquiry function:**
  You can make your inquiries directly via the product page.

Product search: quickly and easily from the print catalog to the online product

Whether you are using the computer, tablet or smartphone –the product search helps you to find the product also in the online shop

Print catalog

Etikett ESD (Rolle)

ESD-Warnschilder, selbstkl. Papier
Symbol (Rolle = 1000 Stück)

dpv*link* 1090

Artikel	Abmessungen LxB	Anzahl	Typ
2855.001	5 x 5,0 mm	1000 Stk	Rolle
2855.002	12,5 x 12,5 mm	1000 Stk	Rolle
2855.003	50 x 50 mm	1000 Stk	Rolle
2855.004	25 x 25 mm	1000 Stk	Rolle

Online shop – computer

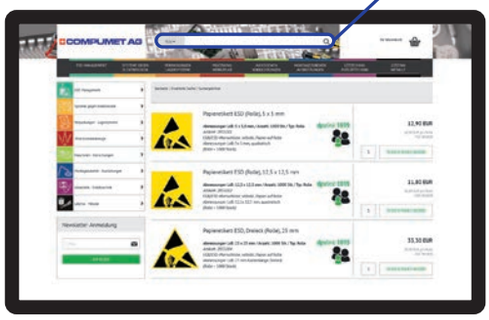

dpv*link*

Simply enter the **dpv*link*** in the search field and find directly the wished product

Online shop - smartphone

QR-Code

Use the smartphone or tablet to scan the **QR code** and you are directly led to the product.

DPV ELEKTRONIK

Your system partner for electronics manufacturing.
For more than 30 years at your service!

For more than 30 years Compumet AG has been your competent and reliable partner for the equipment of your electronics manufacturing.

We thank you for the confidence you have shown us and the good business relationship in the past years and we look ahead optimistically.

During the past years there were always greater obstacles the Swiss electronic industry had to overcome. It was able to deal with these with innovations and professionality and will continue to do so. Our large product range as well as a well-founded knowhow enables us to support you when meeting future challengers.

When it is about the installation of ESD-protected zones (EPA) or the ESD safety of systems, machines as well as employees, we offer you to have a close look at your manufacturing on site and advise you personally.

Do you need any support in ESD management? We train employees and ESD specialists in all important ESD areas, assist you to create your ESD control program and audit your company according DIN EN 61340 or ANSI/ESD S20.20.

As a subsidiary of DPV Elektronik-Service GmbH we benefit from a large and selected product portfolio. For this reason, we are able to offer individual solutions adapted to your requirements concerning ESD protection, packaging, table and floor coverings, appliances, machines, tools, inspection tools, corporate-compliant clothes with company logo of industrial grade and many more. The mentioned portfolio comprises products made in our company group as well as branded products of notable, well-known manufacturers.

Compumet AG is certified according to the quality management standard DIN EN ISO 9001:2015.

ZERTIFIKAT

COMPUMET AG

SYSTEME FÜR DIE ELEKTRONIK-FERTIGUNG

DEKRA

ISO 9001:2015

Compumet AG

Quality management according to
ISO 9001:2015

Qualitätsmanagement
ISO 9001
www.dekra-siegel.de
DEKRA
zertifiziert

DPV
ELEKTRONIK

With our products you play it safe in the field of ESD protection

Product range

Product range

Using antistatic and conductive packaging, equipment, tools and clothing you prevent static charges and the risk of damaging your devices. We offer you a large product range subdivided into the following fields:

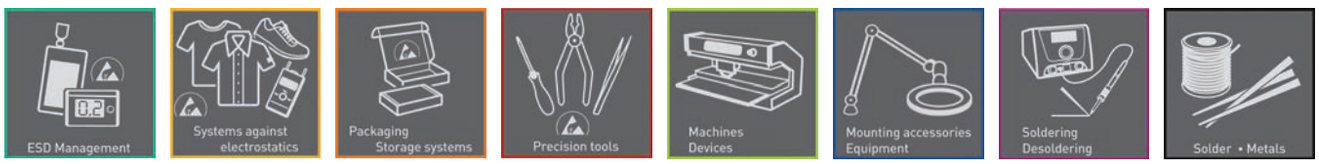

Individual solutions and manufacturing

Our own manufacturing of packaging, foams, partitions, table / floor coverings and grounding accessories allows us to offer you individual solutions.

Partnership and confidence

A permanent partnership-based cooperation with our business partners is very important for us.
Confidence and reliability are the basis for this partnership and our activities.

Worldwide delivery

We supply the locations of your company worldwide with the same reliability and the product range that you are accustomed to.

Products and services

As an expert for products in the field of systems for electronics manufacturing we offer you a large range of compatible products and appropriate services.

Consulting and auditing

Our strength lies in the individual consulting and finding of the ideal solution for your requirements solutions that fit. Our engineers and ESD coordinators are pleased to consult and support you also on-site with the planning of ESD protective zones, the establishment of the ESD control program and the performance of training courses and workshops. We perform ESD audits and material tests according to valid norms.

ESD protection in automated production lines

We are specialists with much experience in the evaluation of ESD security in automated installations and processes. We have developed methods and techniques to measure parameters important for the ESD protection during the manufacturing process even in inaccessible installations, to evaluate and minimize ESD risks with the help of our engineers.

Preventing ESD risks

Because of the progressing miniaturization and an increase of the efficiency components are getting more and more sensitive to damage caused by ESD. In many cases components are merely damaged and only fail when they have reached the customer. This leads to high costs and unsatisfied customers. By controlling ESD risks you can achieve a better quality and lower costs.

DPV ELEKTRONIK

EPA® - Innovative solutions for the ESD safety

*EPA*wear® ESD workwear

Dissipative ***EPA*wear®** ESD workwear for the protection against electrostatic charge

ESD safety according to DIN EN 61340-5-1

- Breathable and hard-wearing fabrics for best wearing comfort
- Dimensionally stable work coats in 3 versions
- Particularly soft and supple fabric of the PremiumSmooth shirts
- Hard-wearing and durable

Further information is available under **www.compumet.ch/kleidung** or **from page 101**

*EPA*glove® ESD gloves

The ***EPA*glove®** ESD gloves protect your products against the consequences of electrostatic discharge.

Comply with the ESD standard DIN EN 61340-5-1

- Fulfill strict requirements concerning the electrostatic discharge capability
- Breathable mixed textile fabrics for different applications
- Perfect fit with seamless design for an excellent sense of touch
- PU-coated fingertips or palms (depending on model)

Further information is available online or **from page 131**

*EPA*clean® ESD cleaning

The cleaning products of the ***EPA*clean®** series ensure that floors and surfaces in the EPA stay clean and functional and keep their ESD protective properties.

- Ready-to-use cleaners for a quick and uncomplicated cleaning of ESD surfaces
- Concentrates for a daily maintenance cleaning of ESD floors
- Concentrates for an intensive basic cleaning of ESD floors

Further information is available online or **on page 158**

*EPA*chair® ESD work swivel chairs

Comply with the ESD standard DIN EN 61340-5-1

- Large selection of chairs, standing aids and stools
- High sitting comfort for your employees working in the laboratory, office or production
- High quality level and long life
- Diverse adjustment options for your individual sitting comfort

Further information is available online or **from page 160**

DPV ELEKTRONIK

***EPA*® stands for products especially developed for the EPA protective zone. The focus is on ESD safety, quality and functionality.**

*EPA*pro® personnel grounding test system

***EPA*pro®** is a modern, networkable personnel grounding test system with optional EPA zone access control for measurement, analysis and sustainable documentation of the data.

Complies with the requirements of DIN EN 61340-5-1, ANSI ESD S20.20 and GDPR

- Integrated multi RFID reader
- Central administration of the devices and data in one database
- Comprehensive export and import functions
- REST API interface for the data connection to an external system

Further information is available under **www.compumet.ch/EPApro** or **from page 186**

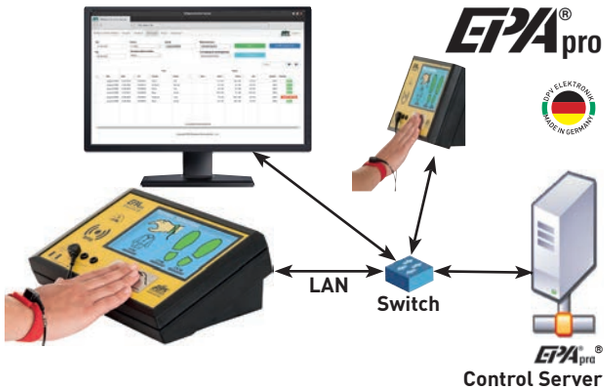

*EPA*pack® ESD packaging

ESD-sensitive components and assemblies are safely protected against electrostatic influences in shielding, DRY-SHIELD bags and packaging of the ***EPA*pack®** series.

Electrostatic shielding <15nJ (Energy Test)

- Shielding, metallized ESD protective bags DPV-1000
- DRY-SHIELD protective bag DPV-2000 with additional moisture and visual protection

Further information is available online or **from page 282**

*EPA*store® ESD storage solutions

The products of the series ***EPA*store®** provide ESD safety when storing and transporting components and assemblies.

Comply with the ESD standard DIN EN 61340-5-1

- Optimal and ESD-protected storage of your products
- Individual packaging solutions:
  configurable via our online shop
- 200 different standard solutions – suitable for your Euro and KLT containers
- Available in three different, permanently conductive materials and thicknesses

Further information is available online or **from page 309**



*EPA*move® ESD transport trolleys

The functional transport trolleys of the ***EPA*move®** series ensure the ESD-safe transport inside your production.

Comply with the ESD standard DIN EN 61340-5-1

- ESD transport trolley type 700 Maxi FLEX – with standard or individual dimensions
- Shelf trolleys – safe transport on 3 shelves
- ESD transport trolleys in different versions

Further information is available online or **from page 328**

DPV ELEKTRONIK

ESD Protective measures

Whereever people move or material is moved, electrostatic charge is generated. Electronic modules with increasingly smaller structures may be damaged or destroyed by electrostatic discharge. As it is not possible to feel electrostatic charge or to measure it with a multimeter, it is not easy to recognize the risks for components and modules.

Example for the effects of electrostatic discharge:

- 3000 Volt Persons can feel discharge (e.g. on door handles)
- 100 Volt may be sufficent to delete information on a magnetic data medium
- 50 Volt Sparks may ingnite explosive gases
- 30 Volt may damage or destroy electronic components
- 20 Volt may damage LEDs and lead to their failure after some time.
- 5 Volt are sufficient to damage reader heads of hard disks during fabrication

The components damaged by electrostatic discharge may lead to a failure or a shorter service life of the concerned modules.

In order to prevent electrostatic discharge of persons and material, ESD protective measures are required. The target is to avoid discharge and to discharge slowly charged material by means of grounding.

Areas which serve to allow the safe handling of electronic modules are called ESD protection zones or EPA (Electrostatic Protected Area). These areas are especially marked.

Independently of the equipment of the ESD protection zone, additional measures have to be observed:

- ESDS may only be processed in electrostatic discharge protected areas (EPA)
- Ensure a personnel grounding with wrist straps and footwear grounding
- Wear dissipative clothes covering other garments
- Avoid electrostatically chargeable materials like conventional PE, PVC, polystyrene, etc.
- Avoid electrostatic fields > 5000 V/m
- Only use marked ESD packaging and transport containers
- Deploy only ESD trained personal in EPA protection zones

Example of an ESD protection zone EPA (Electrostatic protected area)

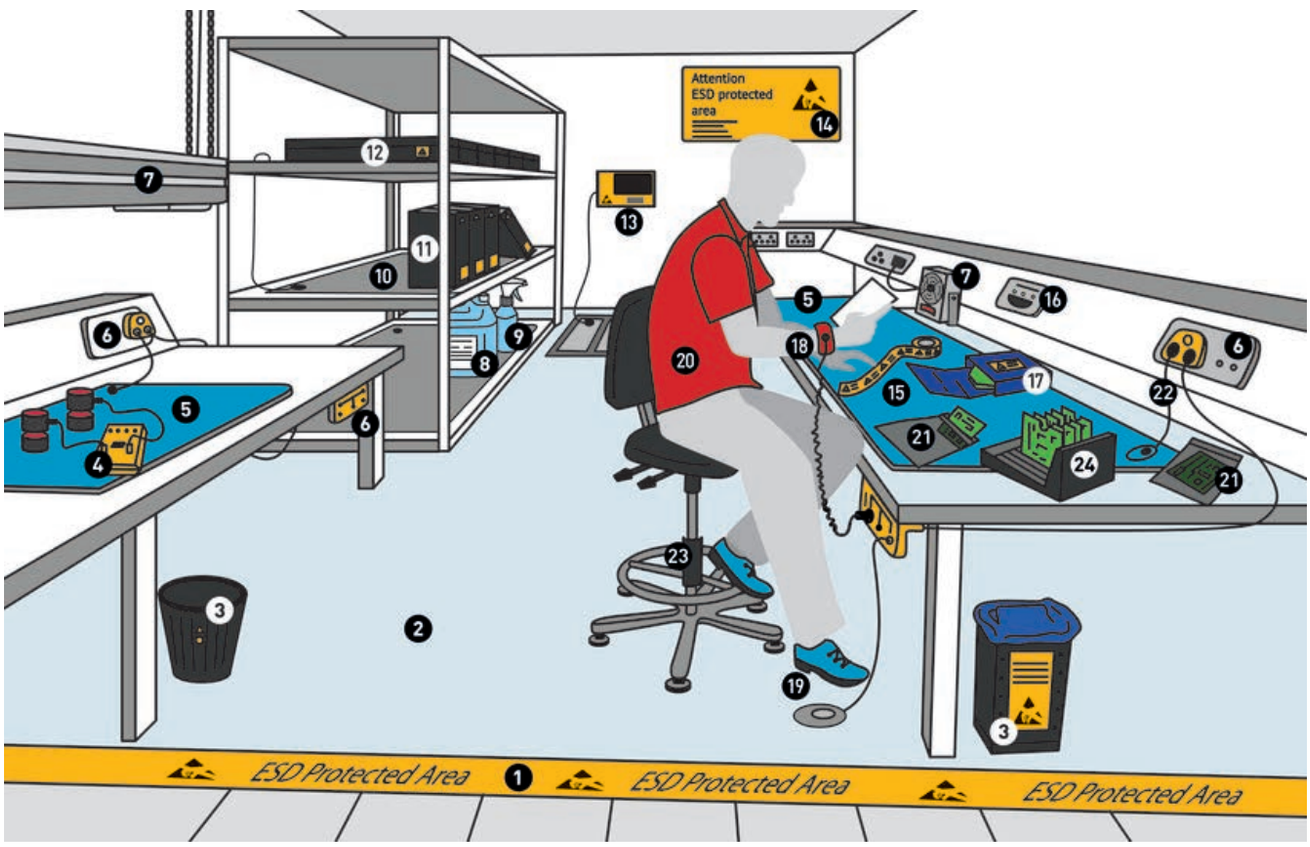

1. Floor marking
2. Floor coverings
3. Wastepaper basket
4. Test and measuring equipment
5. Table coverings
6. Grounding boxes
7. Ionizing equipment
8. Cleaner for floor covering
9. Cleaner for table covering
10. Shelf coverings
11. Ring folder / document holders
12. Containers
13. Personnel test station
14. Warning signs
15. Warning labels
16. Permanent monitoring
17. Shipping boxes
18. Wrist straps
19. Heel straps / shoes
20. Clothes
21. Film bags
22. Grounding cables
23. Chairs
24. PCB holders

DPV ELEKTRONIK
Weitere Artikel finden Sie unter www.compumet.ch

Content

ESD Management

ESD Consultation 11
ESD Services 12
ESD Auditing according to DIN EN 61340-5-1 12
Trainings and workshops 13

Systems against electrostatics

ESD occupational and safety footwear 18
Heel grounders and overshoes 95
Sole cleaning 99
Workwear 101
Personnel grounding systems 137
Table and floor coverings 143
Cleaning 158
Work swivel chairs 160
Measurement and test equipment 186
Ionizing equipment 208
ESD Workplace accessories 214
ESD Labelling 235
Turnstiles 244
Transparent ESD plastic materials 246

Packaging Storage systems

Packaging 248
Containers 261
Parting inserts and partitions / interlayers 309
PCB holders ESD 318
PCB magazines ESD 324
Transport / shelf trolleys 328
Workstations 345
Shelf racks 360
ESD Wheels and castors 362

Precision tools

Tweezers 370
Precision tweezers 376
Screwdrivers 399
Bit inserts 415
Torque screwdrivers 418
Electric screwdrivers 423
Support arm and torque support 433
Torque measurement instruments 434
Screw separating units 434
Pliers 435
Stripping / crimping 472
Other tools 478
Pneumatic cutter 483
Processing tools 485
Handling systems 485

Machines Devices

PCB separators 488
Off-cut remover 494
Component counting devices 496
Component counting balances 498
Component processing 501
Cut-off saw 511
Film sealing devices - Vacuum machines 511

Mounting accessories Equipment

Assembly stands 516
Assembly frames 518
Dispensing pen Bonpen 518
Dispensing equipment 519
Workstation lighting 527
System workstation lighting 530
Magnifier lamps 530
Inspection systems 537
Magnifiers 549
Cleanroom 552
Cleaning 560
Maintenance aids 569
Contact / Mechanical greasing 571
Protective lacquers 571
Thermally conductive products 575
Potting compounds 576

Soldering Desoldering

Weller 580
JBC 606
Hot-air devices 609
Accessories for soldering 609
Soldering tip cleaner 611
Solder stop masks 611
Lead-free labels 612
Polyimide adhesive tapes 612
Desoldering braids 614
614
Solder fume extraction 616

Solder Metals

Solder 628
Solder pastes 631

ESD Management

ESD Consultation

ESD Consultation 11

ESD Services

ESD Services 12

ESD Auditing according to DIN EN 61340-5-1

ESD Auditing according to DIN EN 61340-5-1 12

Trainings and workshops

ESD Basic training 13
ESD Training "Methods and measurments" 14
ESD Specialist 15
ESD Coordinator workshop according to DIN EN 61340-5-1 15
ESD Training for management and decision-makers 16

ESD Consultation

- On-site ESD inspection and analysis of weak points
- ESD risk assessment of machines and installations
- Introduction or update of the ESD control program

ESD consultation

ESD safety prevents damage of your products caused by static charge. In an electronic manufacture there are many areas where static charge may occur. Especially in systems and machines conditions prevail leading to damage caused by ESD.

We analyze and evaluate the existing situation in your manufacture and support you to create or to complement your ESD control program in which you define and control the ESD protective measures according to your individual requirements. The scope of the consultation is agreed according to your needs.

In order to control the implementation and application of the ESD protective measures defined in the ESD control program, we offer you an auditing in compliance with valid standards. We also quote an on-site ESD basic training in handling ESD-sensitive modules for your employees.

We offer special topics like e.g. "ESD safety in machines and systems", also on-site.

On-site ESD inspection and analysis

ESD risks can occur in different forms and situations. The production is subject to constant change. New machines and installations are installed and have to be evaluated in termes of safety. For this reason, regular ESD inspections and analyses of weak points for ESD protection have to be done.

Our experienced specialists are able to detect weak points of the ESD protection and recommend you necessary countermeasures and possible solutions. We have modern measuring devices for measurements, also in running production systems, to obtain informative measuring data. So it is possible to determine where ESD protective measures are required and how risky a process is.

At the same time the target/actual state of your ESD protective measures is established. The obtained findings and solutions should be integrated in your ESD control program.

The analysis can comprise your entire production or only individual partitions.

The ESD inspection is to extend and complement your ESD protective measures and increases the ESD safety.

We will consult you beforehand about ESD safety when planning and equipping new production areas.

The findings of the ESD inspections can substantially contribute to a reduction of the ESD risk.

ESD risk assessment of machines and installations

Today, the electronic manufacturing is characterized by automatized production processes. Due to the progressive miniaturization manual processes are are pushed into the background. High process speeds and complex processes as well as a simultaneous increase of the ESD sensitivity of compoments lead to a higher risk of ESD damage. At the same time the customers of electronics manufacturers demand high reliability of electronic modules.

In assembling and production processes many different materials are processed. Transport, stacking and removal processes take place. Every material movement is connected to static charge and ESD risks. These risks need to be detected and evaluated with measuring data.

Using modern measuring devices we analyze the installation to be evaluated during current real operation. We provide the results in a report.
Afterwards, we offer you individualized proposed solutions for detected ESD risks.

Introduction or update of the ESD control program

The basis of a functioning ESD protection is the introduction of an ESD control program according to the standard DIN EN 61340-5-1.

In the ESD control program you define the necessary ESD protective measures and determine their monitoring. The ESD control program has to correspond to the individual requirements of your processes and products. We consult and assist you competently with the creation of your ESD control program.

The ESD control program is the basis and a necessary prerequisite for the auditing.

ESD Services

ESD Services:

- Execution of regular ESD measurements and tests
- Calibration service of the measuring devices and tools
- ESD measuring service (we provide the measuring devices and execute the measurements for you)
- Product qualification according to DIN EN 61340-5-1

Exection of regular ESD measurements and tests

According to the standard the equipment of the EPA has to be checked and measured regularly. The measurements have to be recorded.

We take care of the execution of the annually recurring, regular ESD measurements and tests according to DIN EN 61340-5-1 or support you in doing this.

Calibration service for the measuring devices and tools

We offer a calibration service for the test and measuring devices we distribute.

Product qualification according to DIN EN 61340-5-1

In our modern laboratory we can execute ESD qualifications for ESD materials and products fulfilling the requirements of the standard DIN EN 61340-5-1.

ESD Auditing according to DIN EN 61340-5-1

ESD auditing according to DIN EN 61340-5-1

The ESD auditing verifies and certifies the ESD protective measures and processes defined in your ESD control program. Before the auditing it is useful to execute a pre-audit or at least an ESD inspection to detect early any deviations from the ESD control plan or to integrate modifications that have been made in the meantime.

Pre-audit target/actual state

The pre-audit is to prepare the auditing. As a rule the pre-audit is made at least three months before the main audit. During the pre-audit, as during the main audit, the ESD protective measures defined in the ESD control program are verified.

We provide you an overview of the current state of your ESD protective measures. Existing ESD protective measures are tested for their compliance with DIN EN 61340-5-1. All parts of the electronics manufacturing process are subject to a test from incoming to outgoing goods.

The documentation of the ESD control program is verified for correctness and completeness and is complemented in case of modifications. A report in the form of a check list documents the verification and shows potential week points and deficiencies.

Auditing / re-certification according to DIN EN 61340-5-1

During an audit the existing ESD protective measures are tested for their compliance with standards and application according to the indications of your ESD control program. The measures documented in the ESD control plan are verified.

The measurement records of the regular tests are reviewed and the observance of the measures provided in the ESD control plan are controlled.

Divergencies from the ESD control program are defined and recorded. If the auditor sees any room for improvement, he will give recommendations.

In an audit report the detections and the procedure are documented and the compliance of the ESD protective measures according to your ESD control program are certified considering the standards in force.

Trainings and workshops

The safe handling of the employees with electronic components and assemblies is important for the ESD protection.
We offer you application-oriented trainings for your employee, responsible persons and managers:

- ESD basic training (on-site or via livestream online)
- ESD training "Technology and measurement"
- ESD specialist
- ESD coordinator training
- ESD training for management and decision-makers
- ESD workshop for special themes

All our training courses are based on the requirements of the ESD standards DIN EN 61340-5-1, IEC 61340-5 and VDE 0300.

Train your employees right from the beginning

It is necessary to impart the extensive topic "ESD safety" especially to sector newcomers in electronics industry and trainees. The correct personal behavior is decisive when handling electronic components to prevent any damage to the electronics.

All offered trainings promote the understanding of electrostatic correlations and effects and show how to apply ESD protective measures in a targeted way and to recognize ESD risks.

It is recommended, but also demanded by the aforementioned standard, to refresh regularly the expert knowledge of your employees. This prevents mistakes and renews as well as expands their knowledge.

ESD Basic training (on-site)

A safe handling with ESD-sensitive components and assemblies is a fundamental element of the ESD protection. The half-day ESD basic training will give the participants the necessary basics and practical knowledge for the ESD safety in production and assembly. The ESD basic training is suitable for new employees as well as apprentices and for a regular refreshing of the employees' knowledge. The training content can be adapted to the specific requirements of your company.

The ESD basic training will take place on-site in your company and will be temporally adjusted to your training needs.

New employees do not need any prior knowledge.
Offer: including inspection of the ESD areas

Duration:

- half-day training
- an individual adaptation to your training needs is possible

Content:

- Basics of electrostatics
- Risks and damage caused by static charge and ESD
- ESD protective measures and effects
- ESD labeling
- Monitoring of the measures and documentation

Practical examples show the development of electrostatic charge and the effect of suitable ESD protective measures.
All participants receive detailed training documents and a certificate of participation.

Target groups:

- Employees of the electronics manufacturing and device assembly
- Employees of the quality assurance
- Employees of the development, production scheduling, logistics
- Purchasing employees
- Young professionals of the electronics manufacturing and device assembly
- Apprentices and students having jobs in electronics industry

The training course is designed for up to 15 participants to obtain optimal training success.

Do you have any questions or would like to receive an offer?

Send an e-mail including your desired date to our sales team. Please indicate the number of participants and the training location in your inquiry.

dpv*link* 20151

Article	Type
D-0050	**ESD basic training** up to 15 participants including training material and certificate of participation

ESD Basic training (livestream online)

A safe handling with ESD-sensitive components and assemblies is a fundamental element of the ESD protection. The half-day ESD basic training will give the participants the necessary basics and practical knowledge for the ESD safety in production and assembly. The ESD basic training is suitable for new employees as well as apprentices and for a regular refreshing of refreshing of the employees' knowledge. The training content can be adapted to the specific requirements of your company.

The participants take part in the online training via a link and the sent access data. No software has to be installed.

A communication with the instructor is possible at any time. For this, an audio output e.g. headset with microphone is required. There is no travel, booking or lengthy preparation required.

Duration:

- half-day training

Content:

- Basics of electrostatics
- Risks and damage caused by static charge and ESD
- ESD protective measures and effects
- ESD labeling
- Monitoring of the measures and documentation

Practical examples show the development of electrostatic charge and the effect of suitable ESD protective measures.
All participants receive detailed training documents and a certificate of participation.

Target groups:

- Employees of the electronics manufacturing and device assembly
- Employees of the quality assurance
- Employees of the development, production scheduling, logistics
- Purchasing employees
- Young professionals of the electronics manufacturing and device assembly
- Apprentices and students having jobs in electronics industry

We offer training for individuals or also for in-house groups.
We can also agree to your desired dates.

Do you have any questions or would like to receive an offer?

Send an e-mail including your desired date to our sales team.

dpv*link* 24063

Article	Type
D-0053	**ESD Basic training (livestream online) - company** Up to max.15 participants. Including training material and certificate of participation
D-0054	**ESD Basic training (livestream online) - individual training** For individual participant. Including training material and certificate of participation Conference system in use: Jitsi (meet.dpv-web.de)

ESD Training "Methods and measurements"



The practically oriented training **"Methods and measurements"** is based on existing basics in the field of electrostatics and the knowledge of a potential danger for electronic components. The participants gain the knowledge how to carry out measurements, evaluate and document the ESD control elements.

The training "Methods and measurements" will take place on-site in your company and will be aligned to your training needs.

Duration:

- the duration of the training orients to your training needs

Content:

- measurement basics
- measurement methods, electrical engineering
- measuring equipment
- demonstration of measurements
- evaluation of the measured values
- tips and tricks

We train your employees in compliance with the standards and provide them the knowledge to support with their work your ESD coordinator when executing measurements.

Every participant receives training materials and a certificate of participation

Target groups:

- specialists with technical understanding
- employees of the quality assurance

How and when can you book the ESD training **"Methods and measurements"**?

We offer the training as an on-site training in your company. Here, we are responsive to your individual desired dates.

Do you have any questions or would like to get an offer?

Your are welcome to contact our sales team, indicating your desired date.

dpv*link* 24137

Article	Type
D-0060	**ESD Training "Methods and measurments"** up to 12 participants including training material and certificate of participation

ESD Specialist

The ESD specialist knows the connection in the field of ESD and the effects of ESD protective measures. He/she gains the knowledge how to carry out measurements to verify, evaluate and document the ESD control elements. With his/her work, he/she will support your ESD coordinator.

The ESD specialist training is a one-day training comprising theoretical and practical contents.

Duration:

- one-day training

Theoretical contents:

- basics of electrostatics
- risks due to static charge
- ESD protective measures
- ESD control program

Practical contents:

- introduction
- knowledge about ESD protective measures
- measurement of ESD protective elements
- documentation and evaluation of the measurement

We train your employees in compliance with the standards and provide them the knowledge to support with their work your ESD coordinator in the monitoring and observance of all measures.

Every participant receives training materials and a certificate of participation.

Target groups:

- specialists with technical understanding
- employees of the quality assurance

How and when can you book an ESD specialist training?

We offer several dates for ESD specialsts in different junctions in Germany during the year.

Of course, we also offer on-site trainings in your company. Here, we are responsive to your individual desired dates.

Do you have any questions or would like to get an offer?

Your are welcome to contact our sales team, indicating your desired date.

dpv*link* 24134

Article	Type
D-0070	**ESD specialist, workshop on-site in the company** up to 12 participants including training material and certificate of participation
D-0071	**ESD specialist, workshop in different junctions in Germany** up to 12 participants including training material and certificate of participation

ESD Coordinator workshop according to DIN EN 61340-5-1

An ESD control program structured according to DIN EN 61340-5-1 requires the appointment of an ESD coordinator given the responsiblity to implement the requirements of the standard. For this purpose, we regularly offer coordinator workshops. The essential contents are among others ESD basic knowledge, measurement of ESD control elements, knowledge about the analysis of working areas and documentation in the ESD control program plan.
A good understanding for electrostatics ensures optimal training success.

The ESD coordinator workshop comprises theoretical and practical contents.

Duration:

- one-day training

Theoretical contents:

- basics of electrostatics
- risks and damage
- ESD protective measures
- ESD control program
- ESD packaging
- labelling
- monitoring and analysis
- reference to the quality management ISO 9001
- ESD audit according to the requirements of IEC 61340-5-1

Practical contents:

- practical examples for workplace analysis
- application of different measuring methods
- documentation and evaluation of the measurement results

We train your employees in compliance with the standards to prepare them for their new task as an ESD coordinator enabling them to introduce and check the measures according to DIN EN 61340 in your company.

Every participant receives detailled training materials and a certificate of participation.

Target groups:

- persons responsible for ESD areas
- technical purchasers

How and when can you book an ESD coordinator training?

We offer several dates for coordinator workshops in different junctions in Germany during the year.

dpv*link* 24132

Article	Type
D-0080	**ESD Coordinator workshop according to DIN EN 61340-5-1** up to 15 participants including training material and certificate of participation

ESD Training for management and decision-makers

The ESD training for management and decision-makers is focused on risk assessment as well as product liability and commercial aspects.

ESD protection influences the quality of the products and the manufacturing. A defective ESD protection leads to a reduction in quality and complaints of your customers. These aspects are often insufficiently considered.

The ESD training for management and decision-makers will take place on-site in your company and will be aligned to your training needs.

Duration:

- the duration of the training is adapted to your training needs

Contents:

- risk assessment
- product liability
- quality influences
- complaints in connection with ESD protection

Every participant receives training materials and a certificate of participation.

Target groups:

The training is addressed to all persons having decision-making competences for areas where ESD-sensitive components and devices are handled

- management
- heads of the development department
- technical directors
- quality management
- technical purchase

How and when can you book an ESD training for management and decision-makers?

We offer the training as an on-site training in your company. Here, we are responsive to your individual desired dates.

Do you have any questions or would like to get an offer?

Your are welcome to contact our sales team, indicating your desired date.

dpv*link* 24130

Article	Type
D-0081	**ESD training for management and decision-makers** up to 12 participants including training material and participation certificate

VDE series electrostatics

ELEKTROSTATIK
Ursachen, Wirkungen, Schutzmaßnahmen, Messungen, Prüfungen, Normung

The book gives you an overview of possible sources of electrostatic charges and their effects as well as protective measures against electrostatic charges and discharges. Measurement methods for the choice of materials and the currently valid standards are presented. The book addresses to planners and operators of production sites of electronic components and devices, to employees of manufacturing sites, to equipment manufacturers and to service technicians.
(available only in German)

dpv*link* 592

Article	Type
ESD.VDE.B-4	**VDE book Elektrostatik volume 71** 4th updated edition, 2017 - only available in German

CD ESD - The invisible lightning bolt

ESD - The invisible lightning bolt: damages caused by electrostatic discharge and how to avoid them.

"The invisible lightning bolt" treats the difficulties of electrostatic discharges (ESD) in the semiconductor industry. With examples of static charging and discharging possibilities the awareness to ESD will be sharpened. Furthermore, the film shows examples from the Infineon semiconductor sector for ESD protection and the necessary requirement concerning furnishing, equipment of the employees, packaging, machines and handling instructions.

CD-ROM with video file (MPEG) for PC, play time approx. 13 minutes, language English

dpv*link* 594

Article	Type
	CD ESD - The invisible lightning bolt
ESD.7901.CD.e	ESD Video clip, English

Systems against electrostatics

ESD occupational and safety footwear

Overview of safety classes 18
Find your shoe quickly and easily! 18
DPV Komfort 19
Birkenstock 24
ABEBA 26
JALAS 43
SIEVI 49
LUPOS 55
U-POWER 57
ELTEN 59
ATLAS 67
UVEX 73
STEITZ SECURA 77
FTG Safety shoes 80
BATA 82
BAAK 86
LEMAITRE 91
Orthopedic insoles 93
ESD socks 94
Care products 95

Heel grounders and overshoes

Overshoes 96
Heel grounders 98

Sole cleaning

Tacky mats 154
Industrial sole cleaner 100

Workwear

EPAwear® Work coat 101
DPV Workwear 108
Workwear 110
ID card holders 130
ESD gloves 131

Personnel grounding systems

Moisturizing Lotion 137
ESD Wrist straps 137
Grounding cable 138
Twin conductor system series 2300 139
Grounding plugs / boxes 139
Accessories 141
ESD Service-Kit 225



Table and floor coverings

Workplace sets 143
ESD Table coverings synthetic rubber 144
ESD Vinyl table coverings 146
ESD Shelf coverings 146
ESD Table plates / hard laminate HPL ESD 147
Floor mats / floorings 147
Flooring PVC / Vinyl Needle-punched nonwoven 148
ColoRex Flooring 149
ECOSTAT® - CF Interlocking system 152
Accessories for floor coverings 152
ESD Floor coating 153
Tacky mats 154
Anti-fatigue mats 155

Cleaning

EPAclean® Cleaning agents 158
Cleaning agents 159

Work swivel chairs

ESD Swivel chairs EPAchair® 160
Viasit Swivel chairs 168
Treston Swivel chairs 169
Bimos Swivel chairs 170
Swivel chairs, others 181
Footrests and climbing aids 185

Measurement and test equipment

EPApro® Personnel Tester 1000 186
Personnel test station PGT120 189
Permanent monitoring 192
High resistance meters 196
Surface resistance meters 198
Measuring electrodes / accessories 199
Temperature / humidity meter 202
Detector systems 202
Electrostatical voltmeter 203
Charged plate monitors 205
Walking test kits 207

Ionizing equipment

Table-top ionizing equipment 208
Overhead ionizing equipment 210
Ionizing guns 211
Ionizer for installation 212
Ionizer test equipment 213

ESD Workplace accessories

ESD Brushes 214
Office supplies 216
Vacuum cleaners, brooms, garbage and waste containers 225
ESD Dispensing bottles / dispensers 233

ESD Labelling

Warning labels 235
Adhesive tapes 239
Other/accessories 240
EPA - barrier system for ESD protected zones 242

Turnstiles

Turnstiles 244
Swing doors 245
Accessories turnstiles / swing doors 245



Transparent ESD plastic materials

Transparent ESD plastic materials 246

Safety shoe classes at a glance

Professional and safety shoes have to withstand the requirements in different working areas every day. The standards EN ISO 20347 for professional footwear and EN ISO 20345 for safety footwear are to assure homogenous safety standards. The selection of the appropriate shoes is made on the basis of the risks for the relevant application. You will receive information about this subject from the security officers in your company and the relevant trade associations.

EN ISO 20347 for professional footwear

The standard EN ISO 20347 defines the basic and additional requirements for professional footwear that are not subject to mechanical risks (by impact or pressure). Professional footwear according to EN ISO 20347 is normally produced without toe cap.

OB All basic requirements

O1 In addition to OB: closed heel, antistatic, energy absorption capacity in the heel

O2 In addition to O1: water penetrability, water absorption

EN ISO 20345 for safety shoes

Safety shoes are produced according to the standard EN ISO 20345 and offer the wearer the highest possible protection. The processed protective toe and heel caps are certified for high stress caused by an impact or pressure effect of 200 Joule.

SB All basic requirements

S1 Additionally to SB: closed heel, antistatic, energy absorption capacity in the heel, fuel resistance

S1P In addition to S1P: midsole with penetration protection

S2 In addition to S1: water penetrability, water absorption

S3 In addition to S2: midsole with penetration protection, profiled outsole

Further technical information is available on page 655

Find your shoe quickly and easily!

- Find the appropriate shoe quickly with our **shoe filter** in our **online shop**
- **simple search** in the complete product range of professional and safety shoes
- **many filter criteria** for optimal selection

Use our online shoe filter - with just a few clicks to the appropriate shoe!

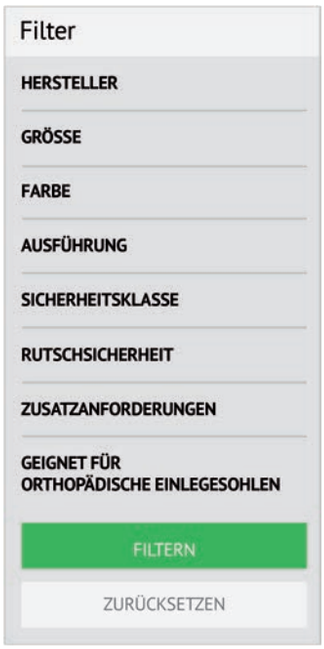

Filter according to the requirements for your shoe:

- Manufacturer and brand
- Size
- Color
- Models (shoe shape)
- Safety class
- Slip resistance
- Additional requirements (e.g. penetration protection or insulation)
- Suitability for orthopedic insoles

You will find more information about the requirements directly in the filter.

Filter now and find the appropriate shoe...

Weitere Artikel finden Sie unter www.compumet.ch

DPV-komfort

für besten Tragekomfort

DPV professional footwear is antistatic and offers highest wearing comfort for the daily work.

During the treatment high-quality natural material are used ensuring superior quality and environmental compatibility.

For the upper nubuck or smooth leather is used. The footbed of the DPV professional shoes is made of cork, jute and natural latex and has an air cushion pad in the heel. Its special treatment makes the footbed lightweight and flexible. Therefore, it adapts to the natural movement of the foot and ensures a soft treat. All professional shoes have a volume conductive, slip- and abrasion-resistant PU outsole and a suede insole with integrated vulcanized conductive contact points.

In compliance with the ESD standard DIN EN 61340-5-1

ESD-geprüfte Schuhe nach EN 61340

Berufsschuhe OB nach EN ISO 20347

Berufsschuhe O2 nach EN ISO 20347

Sicherheitsschuhe S3 nach EN ISO 20345

Zehenschutzkappe Stahl

Rutschhemmung SRC nach EN 13287

Durchtrittschutz metallfrei

100% metallfreier Schuh

Auswechselbare Einlegesohle

Slippers, sandals

Slipper STYLE DPV-komfort

Slipper, adjustable buckle at the instep; air cushion cork footbed. DIN EN ISO 20347.

OB

dpv*link* 22591

Article	Color	Upper	Size
2505.026.K966	black / croco	nubuck / leather	36-42
2505.026.K968	stone grey / sand	nubuck / leather	36-42

Slipper NEW-FORM DPV-komfort

Slipper with two buckles and T-strap; cork sole / air cushion; DIN EN ISO 20347.

OB

dpv*link* 19642

Article	Color	Upper	Size
2505.027.K975	marga / grey	leather	36-42
2505.027.K959	marga / marine	leather	36-42
2505.027.K956	marga / black	leather	36-42
2505.027.K925	flower white	leather	36-42

Women's slipper with three buckles DPV-komfort

Women's slipper with three buckles; air cushion cork footbed; DIN EN ISO 20347.

OB

dpv*link* 13042

Article	Color	Upper	Size
2505.021.K982	copper metallic	patent leather	36-42
2505.021.K975	marga / grey	nubuck	36-42
2505.021.K956	marga / black	nubuck	36-42

Women's slipper with wedge heel DPV-komfort

Women's slipper, three buckles with wedge heel, nubuck; air cushion cork footbed; DIN EN ISO 20347.

OB

dpv*link* 16751

Article	Color	Upper	Size
2505.025.K717	purple	nubuck	36-42
2505.025.K56	black	nubuck	36-42

Slipper DPV-komfort

Women's / men's slipper with velcro fastener; air cushion cork footbed; DIN EN ISO 20347.

OB 100% METAL FREE

dpv*link* 9723

Article	Color	Upper	Size
2505.030.K56	black	nubuck	36-41
2505.030.K719	turquoise	nubuck	36-41
2505.030.K59	marine	nubuck	36-41
2505.030.51	navy	nubuck	36-41
2505.030-1.51	navy	nubuck	42-48
2505.030.00	white	leather	36-41

Woman's slipper with velcro fastener DPV-komfort

Women's slipper, adjustable velcro fastener, nubuck, metal-free, wedge heel, air cushion cork footbed; DIN EN ISO 20347.

OB 100% METAL FREE

dpv*link* 16748

Article	Color	Upper	Size
2505.122.K717	purple	nubuck	35-42
2505.122.K56	black	nubuck	35-42
2505.122.K59	marine	nubuck	35-42

Women's sandal DPV-komfort

Women's sandal with velcro fastener; nubuck; metal-free; air cushion cork footbed; DIN EN ISO 20347.

metallfrei

OB 100% METAL FREE

dpv*link* 7211

Article	Color	Upper	Size
2505.126.K719	turquoise	nubuck	35-41
2505.126.K56	black	nubuck	35-41
2505.126.K59	marine	nubuck	35-41
2505.126.K714	camel	nubuck	35-41
2505.126.K718	pink	nubuck	35-41

Women's slipper DPV-komfort

Women's slipper with wedge heel, two buckles; air cushion cork footbed, DIN EN ISO 20347.

OB

dpv*link* 012

Article	Color	Upper	Size
2505.012.00	white	leather	36-42
2505.012.16	black	leather	36-42
2505.012.51	navy	nubuck	36-42
2505.012.K717	purple	nubuck	36-42

Weitere Artikel finden Sie unter www.compumet.ch

Slipper DPV-komfort

Women's / men's slipper with two buckles; air cushion cork footbed; DIN EN ISO 20347.

OB

dpv*link* 005

Article	Color	Upper	Size
2505.011.51	navy	nubuck	35-41
2505.011-1.51	navy	nubuck	42-48
2505.011.K722	berry	nubuck	35-41
2505.011.K725	stone grey	nubuck	35-41
2505.011.00	white	leather	35-41
2505.011-1.00	white	leather	42-48
2505.011.11	blue	leather	35-41
2505.011-1.11	blue	leather	42-48
2505.011.16	black	leather	35-41
2505.011-1.16	black	leather	42-48

Sandal with heel strap DPV-komfort

Women's and men's sandal with heel strap, two buckles; air cushion cork footbed. DIN EN ISO 20347.

OB

dpv*link* 018

Article	Color	Upper	Size
2505.101.00	white	leather	35-41
2505.101-1.00	white	leather	42-48
2505.101.11	blue	leather	35-41
2505.101-1.11	blue	leather	42-48
2505.101.16	black	leather	35-41
2505.101-1.16	black	leather	42-48
2505.101.51	navy	nubuck	35-41
2505.101-1.51	navy	nubuck	42-48

Men's slipper / sandal DPV-komfort

Men's slipper / sandal, upper nubuck, adjustable velcro fastener and sturdy PU outsole; exchangeable air cushion cork footbed comfort. DIN EN ISO 20347.

OB

dpv*link* 002

Article	Color	Upper	Size
2505.075-1.57	asphalt	nubuck	40-46
2505.175-1.57	asphalt	nubuck	40-46

Men's slipper / sandal DPV-komfort

Men's slipper / sandal, upper nubuck, with sturdy PU outsole and exchangeable air cushion cork footbed. DIN EN ISO 20347.

OB

dpv*link* 163

Article	Color	Upper	Size
2505.065-1.51	navy	nubuck	40-46
2505.166-1.51	navy	nubuck	40-46

Insole for shoes DPV-komfort

Replaceable ESD insole, for men's slipper/sandal DPV-komfort

dpv*link* 7231

Article	Size
	Insole for shoes DPV-komfort
2505.079	40-46

Clogs

Women's clog AIR DPV-komfort

Women's clogs with perforation, foldable heel strap, air cushion cork footbed. DIN EN ISO 20347.

OB

dpv*link* 13047

Article	Color	Upper	Size
2505.271.K722	berry	nubuck	36-42
2505.271.K718	pink	nubuck	36-42
2505.271.K719	turquoise	nubuck	36-42
2505.271.K725	stone grey	nubuck	36-42
2505.271.K717	purple	nubuck	36-42
2505.271.K713	apple	nubuck	36-42
2505.271.K56	black	nubuck	36-42
2505.271.K59	marine	nubuck	36-42
2505.271.K716	khaki	nubuck	36-42

Men's clog AIR DPV-komfort

Men's clog with perforation, folding heel strap; air cushion cork footbed. DIN EN ISO 20347.

OB

dpv*link* 16854

Article	Color	Upper	Size
2505.271-1.K725	stone grey	nubuck	43-48
2505.271-1.K56	black	nubuck	43-48
2505.271-1.51	navy	nubuck	43-48
2505.271-1.K716	khaki	nubuck	43-48

Clog BASIC DPV-komfort

Clog Basic with foldable heel strap; air cushion cork footbed. DIN EN ISO 20347.

OB

dpv*link* 22586

Article	Color	Upper	Size
2505.281.K722	berry	nubuck	36-42
2505.281.K725	stone grey	nubuck	36-42
2505.281-1.K725	stone grey	nubuck	43-48
2505.281.51	navy	nubuck	36-42

Women's clog NEW CUT DPV-komfort

Stylish women's clog with instep strap; air cushion cork footbed; cowhide upper leather. DIN EN ISO 20347.

OB

dpv*link* 15624

Article	Color	Upper	Size
2505.275.K56	black	nubuck	35-42
2505.275.K722	berry	nubuck	35-42
2505.275.51	navy	nubuck	35-42

Women's clog COLOR DPV-komfort

Women's clog with instep strap; air cushion cork footbed; full-grain leather. DIN EN ISO 20347.

OB

dpv*link* 7219

Article	Color	Upper	Size
2505.201.K717	purple	nubuck	35-42
2505.201.K56	black	nubuck	35-42
2505.201.K714	camel	nubuck	35-42
2505.201.K713	apple	nubuck	35-42
2505.201.K59	marine	nubuck	35-42

Weitere Artikel finden Sie unter www.compumet.ch

Clog DPV-komfort with perforation

Women's / Men's clog with perforation; air cushion cork footbed and cowhide upper leather. DIN EN ISO 20347.

OB

dpv*link* 055

Article	Color	Upper	Size
2505.211.00	white	leather	35-41
2505.211-1.00	white	leather	42-48
2505.211.11	blue	leather	35-41
2505.211-1.11	blue	leather	42-48
2505.211.16	black	leather	35-41
2505.211-1.16	black	leather	42-48
2505.211.51	navy	nubuck	35-41
2505.211-1.51	navy	nubuck	42-48

Clog with heel strap DPV-komfort

Women's / Men's clog with heel strap; air cushion cork footbed; cowhide upper leather. DIN EN ISO 20347.

OB

dpv*link* 068

Article	Color	Upper	Size
2505.251.00	white	leather	35-41
2505.251-1.00	white	leather	42-48
2505.251.11	blue	leather	35-41
2505.251-1.11	blue	leather	42-48
2505.251.16	black	leather	35-41
2505.251-1.16	black	leather	42-48
2505.251.51	navy	nubuck	35-41
2505.251-1.51	navy	nubuck	42-48

Clog DPV-komfort

Women's / Men's clog with instep strap; full-grain leather and air cushion cork footbed. DIN EN ISO 20347.

OB

dpv*link* 033

Article	Color	Upper	Size
2505.201.00	white	leather	35-41
2505.201-1.00	white	leather	42-48
2505.201.11	blue	leather	35-41
2505.201-1.11	blue	leather	42-48
2505.201.16	black	leather	35-41
2505.201-1.16	black	leather	42-48
2505.201.51	navy	nubuck	35-41
2505.201-1.51	navy	nubuck	42-48

Clog with heel strap DPV-komfort

Women's / Men's clog with heel strap; perforation; cowhide upper leather; air cushion cork footbed. DIN EN ISO 20347.

OB

dpv*link* 079

Article	Color	Upper	Size
2505.261.00	white	leather	35-41
2505.261-1.00	white	leather	42-48
2505.261.11	blue	leather	35-41
2505.261-1.11	blue	leather	42-48
2505.261.16	black	leather	35-41
2505.261-1.16	black	leather	42-48
2505.261.51	navy	nubuck	35-41
2505.261-1.51	navy	nubuck	42-48

BIRKENSTOCK PROFESSIONAL

For many years Birkenstock has been synonymous for excellent comfort and extraordinary quality, also in the ESD sector, all over the world. Due to their additional ESD features, the ESD shoes ensure a reliable protection against spontaneous static discharge and are therefore ideal for the use in EPAs. For their manufacturing Birkenstock uses high-quality materials from Europe: smooth leather or Birko-Flor for the upper, EVA or PU for the outsole. The outsole are highly slip- and abrasion-resistant providing good shock absorption. The unique Birkenstock footbed Professional is made of a mixture of cork and latex, and, due to its surface structure, it adapts perfectly to the sole of the foot. Thereby it supports the foot offering the wearer best wearing comfort even during long working days.

In compliance with the ESD standard DIN EN 61340-5-1

Optimale Paßform durch zwei Weiten

soft® footbed

- **Latex heel pad:** has shock-absorbing effect when placing the foot
- **Cover made of suede leather:** adapts softly to the sole
- **Footbed core of Alpro® foam:** millions of microscopic air bubbles offer best absorption

ESD-geprüfte Schuhe nach EN 61340

Berufsschuhe OB nach EN ISO 20347

Berufsschuhe O2 nach EN ISO 20347

Sicherheitsschuhe S3 nach EN ISO 20345

Zehenschutzkappe Stahl

Rutschhemmung SRC nach EN 13287

Durchtrittschutz metallfrei

100% metallfreier Schuh

Auswechselbare Einlegesohle

Slippers, sandals, clogs

Bilbao ESD Birko-Flor

BIRKENSTOCK PROFESSIONAL

Slipper Bilbao ESD; with two buckles and soft footbed; outsole slip-resistant, oil- and grease-resistant, non-marking; footbed made of strongly cushioning Alpro foam, very flexible, elastic heel pad; upper material Birko-Flor [BF]. DIN EN ISO 20347.

soft® footbed

OB

dpv*link* 17504

Article	Color	Width	Size
	Bilbao ESD Birko-Flor		
520840	black	normal	39-46
520848	black	slim	36-42

Kano ESD Birko-Flor

BIRKENSTOCK PROFESSIONAL

Sandal Kano ESD; with two buckles and soft footbed; outsole slip-resistant oil- and grease-resistant, non-marking; footbed made of strongly cushioning Alpro foam, very flexible, elastic heel pad; upper material Birko-Flor [BF]. DIN EN ISO 20347.

soft® footbed

OB

dpv*link* 17507

Article	Color	Width	Size
	Kano ESD Birko-Flor		
500580	black	normal	39-46
500588	black	slim	36-42

Milano ESD Birko-Flor

BIRKENSTOCK PROFESSIONAL

Sandal Milano ESD, with two buckles and heel strap; orginal BIRKENSTOCK footbed with completely conductive bedding; upper material Birko-Flor [BF]. DIN EN ISO 20347.

OB

dpv*link* 17544

Article	Color	Width	Size
	Milano ESD Birko-Flor		
634790	black	normal	35-46
634790-1	black	normal	47-48
634798	black	slim	35-46
634798-1	black	slim	47-48

DPV ELEKTRONIK

Weitere Artikel finden Sie unter www.compumet.ch

Arizona ESD Birko-Flor

BIRKENSTOCK PROFESSIONAL

Slipper Arizona ESD, with two buckles; BIRKENSTOCK footbed with completely conductive bedding, upper material Birko-Flor [BF]. DIN EN ISO 20347.

OB

dpv*link* 17527

Article	Color	Width	Size
	Arizona ESD Birko-Flor		
089410	white	normal	36-46
089410-1	white	normal	47-48
089418	white	slim	35-46
089418-1	white	slim	47-48
089420	black	normal	35-46
089420-1	black	normal	47-48
089428	black	slim	35-46
089428-1	black	slim	47-48
089430	blue	normal	35-46
089430-1	blue	normal	47-48
089438	blue	slim	35-46
089438-1	blue	slim	47-48

Arizona ESD Birko-Flor

NEU BIRKENSTOCK PROFESSIONAL

Slipper Arizona ESD, with two buckles; original BIRKENSTOCK footbed with completely conductive bedding; upper material Birko-Flor [BF]. DIN EN ISO 20347.

OB

dpv*link* 24885

Article	Color	Width	Size
	Arizona ESD Birko-Flor		
1021400	turquoise / flower	slim	35-43
1021411	rose / flower	slim	35-43

Kay ESD Birko-Flor

NEU BIRKENSTOCK PROFESSIONAL

Clog ESD, instep strap with buckle, foldable heel strap; BIRKENSTOCK footbed with completely conductive bedding, upper material Birko-Flor [BF]. DIN EN ISO 20347.

OB

dpv*link* 24888

Article	Color	Width	Size
	Kay ESD Birko-Flor		
1020876	turquoise / flower	slim	35-43
1020945	rose / flower	slim	35-43

Boston ESD leather

BIRKENSTOCK PROFESSIONAL

Clog Boston ESD, instep strap with buckle; original BIRKENSTOCK footbed with completely conductive bedding: upper material genuine leather, breathable. DIN EN ISO 20347.

OB

dpv*link* 17557

Article	Color	Width	Size
	Boston ESD leather		
061380	blue	normal	39-46
061388	blue	slim	36-42
061370	white	normal	39-46
061378	white	slim	36-42
061360	black	normal	39-46
061368	black	slim	36-42
061360-1	black	normal	47-48
061370-1	white	normal	47-48
061380-1	blue	normal	47-48

Tokio ESD leather

BIRKENSTOCK PROFESSIONAL

Clog Tokio ESD, instep strap with buckle; heel strap; original BIRKENSTOCK footbed with completely conductive bedding; upper material genuine leather, breathable. DIN EN ISO 20347.

OB

dpv*link* 17564

Article	Color	Width	Size
	Tokio ESD leather		
061410	white	normal	39-46
061418	white	slim	36-42
061390	blue	normal	39-46
061398	blue	slim	36-42
061400	black	normal	39-46
061408	black	slim	36-42
061390-1	blue	normal	47-48
061400-1	black	normal	47-48
061410-1	white	normal	47-48

Linz ESD leather

BIRKENSTOCK PROFESSIONAL

Clog Linz ESD, closed heel area / velcro fastener; original BIRKENSTOCK footbed with completely conductive bedding; upper material leather, breathable. DIN EN ISO 20347.

OB

dpv*link* 17576

Article	Color	Width	Size
	Linz ESD leather		
583150	white	normal	39-46
583158	white	slim	36-42
583160	black	normal	39-46
583168	black	slim	36-42

Professional and safety footwear

Sneaker QO / QS 500 ESD

BIRKENSTOCK PROFESSIONAL

Sneaker QO 500 ESD O2; original BIRKENSTOCK footbed with completely conductive bedding, exchangeable; upper leather; nitrile/caoutchouc outsole, oil- and fuel-resistant, slip-resistant (SRC)

Variant safety shoe QS 500 ESD S3 additionally with steel toe cap; scratch-resistant tip protection; penetration protection (metal-free)

O2 S3

dpv*link* 21174

Article	Color	Size	Category	Protective toe cap
	Sneaker QO / QS 500 ESD			
1011365	black	35-46	O2	
1011365-1	black	47-48	O2	
1011366	white	35-46	O2	
1011366-1	white	47-48	O2	
1011363	black	35-46	S3	steel
1011363-1	black	47-48	S3	steel
1011364	white	35-46	S3	steel
1011364-1	white	47-48	S3	steel

abeba

ABEBA is one of the largest and most modern shoe manufacturers in Europe. The company attaches great importance to superior quality and therefore makes high demands on the used materials and their treatment. Its professional and safety footwear combines optimal protective function, a healthy foot climate and maximal wearing comfort. ABEBA's product range of ESD shoes comprises a variety of different shoe models. All shoes, from the slipper to the safety shoe, have a slip-resistant outsole and offer a reliable ESD protection.

In compliance with the ESD standard DIN EN 61340-5-1

- **ESD-geprüfte Schuhe** nach EN 61340
- **Berufsschuhe OB** nach EN ISO 20347
- **Berufsschuhe O1** nach EN ISO 20347
- **Berufsschuhe O2** nach EN ISO 20347
- **Sicherheitsschuhe SB** nach EN ISO 20345
- **Sicherheitsschuhe S1** nach EN ISO 20345
- **Sicherheitsschuhe S1P** nach EN ISO 20345
- **Sicherheitsschuhe S2** nach EN ISO 20345
- **Sicherheitsschuhe S3** nach EN ISO 20345
- **Zehenschutzkappe Stahl**
- **Zehenschutzkappe Aluminium**
- **Zehenschutzkappe metallfrei**
- **Durchtrittsichere Zwischensohle**
- **100% metallfreier Schuh**
- **Auswechselbare Einlegesohle**
- **DGUV Regel 112-191** Geeignet für orthopädische Einlegesohlen nach DGUV-Regel 112-191
- **Waschbar bei 30°C** (Reinigung mit Wasser ohne Zusätze)
- **Waschbar bei 60°C** (Reinigung mit Wasser ohne Zusätze)
- **Hazard Analysis Critical Control Points**
- **Atmungsaktiv** (Atmungsaktives Innenfutter)
- **Sohlenerhöhung möglich**
- **Besonders gute Dämpfung**
- **Zertifiziert für orthopädische Einlage ORTHOstat**
- **Geeignet für orthopädische Einlegesohlen Secosol®**
- **Sanitized® behandelt** (geruchs- und bakterienhemmend)

DPV ELEKTRONIK

Weitere Artikel finden Sie unter www.compumet.ch

Slippers, sandals, clogs

Slipper / sandal NATURE

Slipper with two adjustable instep strap with velcro fastener; upper leather; cork footbed; metal-free; no lining; leather-covered; oil and benzine-resistant, acid- and alkali-resistant special rubber outsole, slip-resistant (SRC).

OB 100% METAL FREE

dpv*link* 1003

Article	Color	Size	Category	Form
	Slipper / sandal NATURE			
AB-4080	white	34-48	OB	slipper
AB-4085	black	34-48	OB	slipper
AB-4090	white	34-48	OB	sandal

Slipper / Sandal NATURE

Slipper / sandal with two adjustable instep straps; upper nubuck leather; metal-free, no lining; cork footbed; leather covered; oil- and benzine-resistant, acid- and alkali-resistant outsole of special rubber, slip-resistant (SRC).

OB 100% METAL FREE

dpv*link* 15893

Article	Color	Size	Category	Form
	Slipper / Sandal NATURE			
AB-4086	blue	34-48	OB	slipper
AB-4096	blue	34-48	OB	sandal

Women's slipper Reflexor

Women's slipper; upper and lining leather; hand-sewn seam; extremely light PU outsole, fuel-resistant; fixed Reflexor® footbed,slip-resistant.

dpv*link* 14360

Article	Color	Size
	Women's slipper Reflexor	
AB-31094	white	36-42
AB-31092	black	36-42

Women's slipper Reflexor

Women's slipper with three adjustable instep straps with velcro fastener: upper smooth leather and leather lining; hand-sewn seam; exchangeable insole; extremely light PU outsole, fuel-resistant, slip-resistant (SRC).

OB

dpv*link* 964

Article	Color	Size	Category
	Women's slipper Reflexor		
AB-36902	white	36-42	OB
AB-36912	black	36-42	OB

Clog with heel strap x-light

Clog with adjustable and foldable heel strap. Elastic band over instep; upper smooth leather; lining with silver ions: sanitized treated; exchangeable insole; oil- and benzine-resistant PU outsole, slip-resistant (SRC).

OB DGUV 112-119

dpv*link* 22608

Article	Color	Size	Category
	Clog with heel strap x-light		
AB-7131141	white	35-48	OB
AB-7131142	black	35-48	OB

Clog with heel strap DYNAMIC

Clog with fixed heel strap; upper knitted textile; water-repellent; breathable lining; shock-absorbing, exchangeable insole; oil- and fuel-resistant TPU outsole, slip-resistant (SRC).

OB DGUV 112-119

dpv*link* 22850

Article	Color	Size	Category
	Clog with heel strap DYNAMIC		
AB-37326	light blue / white	35-48	OB
AB-37327	red / white	35-48	OB
AB-37328	anthracite / white	35-48	OB
AB-37329	white	35-48	OB

DPV ELEKTRONIK

dpv*link* - Produkte schnell finden!
www.compumet.ch
z.B.: dpv*link* 21010 → dpv*link* 21010

Clog with heel strap DYNAMIC

abeba

Clog with adjustable, foldable heel strap: upper material smooth leather; moisture-absorbing lining; shock-absorbing, exchangeable insole with heel cup; functional joint stabilizator; oil- and benzine-resistant outsole, ABEBA special profile, slip-resistant (SRC).

DYNAMIC

OB

dpv*link* 16640

Article	Color	Size	Category
	Clog with heel strap DYNAMIC		
AB-37310	white	35-48	OB
AB-37312	white / blue	35-48	OB
AB-37313	white / red	35-48	OB
AB-37315	black / brown	35-48	OB

Clog with heel strap DYNAMIC

abeba

Clog with cushioning in the instep; adjustable fixed heel strap; upper material A-micro (microfiber); HACCP compatible; moisture-absorbent lining; shock-absorbing, exchangeable insole with heel cup; functional joint stabilizator; oil- and benzine-resistant outsole, ABEBA special profile, slip-resistant (SRC).

DYNAMIC

OB 30°

dpv*link* 16629

Article	Color	Size	Category
	Clog with heel strap DYNAMIC		
AB-37331	black / blue	35-48	OB
AB-37332	black / red	35-48	OB
AB-37335	white / black	35-48	OB

Clog with heel strap DYNAMIC

abeba

Clog with cushioning in the instep; adjustable fixed heel strap; upper material A-micro (microfiber): **breathable textile insert**; HACCP compatible; moisture-absorbing lining; shock-absorbing, exchangeable insole with heel cup; functional joint stabilizator; oil- and benzine-resistant outsole, ABEBA special profile, slip-resistant (SRC).

DYNAMIC

OB 30°

dpv*link* 16635

Article	Color	Size	Category
	Clog with heel strap DYNAMIC		
AB-37341	black / blue	35-48	OB
AB-37345	white / black	35-48	OB
AB-37343	black / yellow	35-48	OB

Clog with heel strap DYNAMIC

abeba

Clog with adjustable, fixed heel strap; upper material A-micro (microfiber); HACCP compatible, moisture-absorbing lining; shock-absorbing, exchangeable insole with heel cup; functional joint stabilizator; oil- and benzine-resistant outsole, ABEBA special profile, slip-resistant (SRC).

DYNAMIC

OB 30°

dpv*link* 16647

Article	Color	Size	Category
	Clog with heel strap DYNAMIC		
AB-37361	black	35-48	OB
AB-37360	white	35-48	OB
AB-37367	white / blue	35-48	OB

DPV ELEKTRONIK

Weitere Artikel finden Sie unter www.compumet.ch

Clog with heel strap easy

Clog with adjustable fixed heel strap; upper material smooth leather; perforated; shock-absorbing, exchangeable insole with heel cup; oil- and benzine-resistant outsole, ABEBA special profile, slip-resistant (SRC).

OB

dpv*link* 16655

Article	Color	Size	Category
	Clog with heel strap easy		
AB-37630	white	35-48	OB
AB-37631	black	35-48	OB

Women's clog with wedge heel high ORIGINAL

Women's clog with wedge heel (45mm); adjustable and foldable heel strap; upper smooth leather, perforated; top layer leather; oil- and benzine-resistant, PU outsole, slip-resistant (SRC).

OB

dpv*link* 15884

Article	Color	Size	Category
	Women's clog with wedge heel high ORIGINAL		
AB-5008	white	36-42	OB

Women's clog with wedge heel high ORIGINAL

Women's clog with wedge heel (45mm); suitable for **very slim** feet; adjustable and foldable heel strap; upper smooth leather; top layer leather; oil- and benzine-resistant PU outsole, slip-resistant (SRC).

OB

dpv*link* 973

Article	Color	Size	Category	Upper
	Women's clog with wedge heel high ORIGINAL			
AB-5001	white	36-42	OB	leather / perforated

Clog with heel strap the ORIGINAL

Clog with top layer microfiber; adjustable foldable heel strap: upper material A-micro (microfiber); slip-resistant TPU outsole; sanitized treated; TPU outsole, slip-resistant (SRC).

OB 30°

dpv*link* 17413

Article	Color	Size	Category	Upper
	Clog with heel strap the ORIGINAL			
AB-37520	white	36-42	OB	microfiber / perforated
AB-37521	white	36-42	OB	microfiber
AB-37530	black	36-42	OB	microfiber / perforated
AB-37531	black	36-42	OB	microfiber

Clog with heel strap rubber

Clog with adjustable and foldable heel strap. Upper smooth leather; perforated; top layer leather; oil- and benzine-resistant, acid- and alkali-resistant rubber outsole, slip-resistant (SRA).

OB

dpv*link* 137

Article	Color	Size	Category
	Clog with heel strap rubber		
AB-5300	white	36-47	OB
AB-5310	black	36-47	OB

Clog with heel strap Arrow

Clog with top layer microfiber; adjustable foldable heel strap: upper material A-micro (microfiber), perforated; sanitized treated; wear-resistant PU outsole, slip-resistant (SRA).

OB 30°

dpv*link* 17419

Article	Color	Size	Category
	Clog with heel strap Arrow		
AB-38330	black	35-47	OB
AB-38332	black	48-51	OB

DPV ELEKTRONIK

dpv*link* - Produkte schnell finden!
www.compumet.ch
z.B.: dpv*link* 21010 → dpv*link* 21010

Clog with heel strap Arrow

abeba

Clog with fixed heel strap with velcro fastener. Upper smooth leather, perforated; elastic band over instep; lining leather; shock-absorbing PU midsole; abrasion-resistant, oil- and benzine-resistant PU compact outsole, slip-resistant (SRC).

Arrow

OB

dpv*link* 161

Article	Color	Size	Category
	Clog with heel strap Arrow		
AB-38600	white	36-47	OB
AB-38602	white	48-51	OB

Clog with heel strap Arrow

abeba

Clog with adjustable and foldable heel strap. Upper smooth leather; lining leather; top layer leather; shock-absorbing PU midsole; abrasion-resistant, oil- and benzine-resistant PU outsole, slip-resistant (SRA).

Arrow

OB

dpv*link* 976

Article	Color	Size	Category	Upper
	Clog with heel strap Arrow			
AB-38200	white	36-47	OB	leather
AB-38202	white	48-51	OB	leather
AB-38210	black	36-47	OB	leather
AB-38212	black	48-51	OB	leather
AB-35600	white	36-47	OB	leather / perforated
AB-35602	white	48-51	OB	leather / perforated

Clog with heel strap NATURE

abeba

Clog with fixed heel strap with adjustable instep strap; upper leather; no lining; cork footbed, leather-covered; oil- and benzine-resistant, acid- and alkali-resistant special rubber outsole, slip-resistant (SRC).

NATURE

OB

dpv*link* 983

Article	Color	Upper	Size
	Clog with heel strap NATURE		
AB-4055	black	leather	34-48
AB-4040	white	leather	34-48
AB-4045	marine	leather / perforated	34-48
AB-4050	white	leather / perforated	34-48

Women's clog Reflexor

abeba

Women's clog with fixed heel strap; elastic band over instep; upper and lining leather; hand-sewn seam; fixed Reflexor® massage footbed; extremely light PU outsole, slip-resistant, fuel-resistant.

Reflexor

dpv*link* 14444

Article	Color	Size
	Women's clog Reflexor	
AB-31064	black / white	36-42

Women's clog with heel strap Reflexor

abeba

Women's clog with adjustable and foldable heel strap, elastic band over instep; upper smooth leather, lining microfiber; hand-sewn seam; exchangeable insole; extremely light PU outsole, fuel-resistant, slip-resistant (SRC):

Reflexor

OB

dpv*link* 967

Article	Color	Size	Category
	Women's clog with heel strap Reflexor		
AB-36903	white	36-42	OB
AB-36913	black	36-42	OB

DPV ELEKTRONIK

Weitere Artikel finden Sie unter www.compumet.ch

Women's shoes XXL width

Women's slipper XXL

abeba

Women's slipper with two adjustable instep straps (velcro fastener); upper smooth leather; lining microfiber, hand-sewn seam; exchangeable insole; extremely light PU outsole, slip resistant (SRB).

Reflexor

OB

dpv*link* 14414

Article	Color	Size	Category
	Women's slipper XXL		
AB-36819	black	36-43	OB

Women's sandal XXL

abeba

Women's sandal with adjustable heel strap; elastic band over instep; upper smooth leather, lining microfiber; hand-sewn seam; exchangeable insole; extremely light PU outsole, fuel-resistant, slip-resistant (SRB).

Reflexor

OB

dpv*link* 14417

Article	Color	Size	Category	Upper
	Women's sandal XXL			
AB-36872	black	36-43	OB	nubuck
AB-36874	white	36-43	OB	leather

Women's clog XXL

abeba

Women's clog with adjustable and foldable heel strap; elastic band over instep; upper smooth leather, lining microfiber; hand-sewn seam; exchangeable insole; extremely light PU outsole, fuel-resistant, slip-resistant (SRB).

Reflexor

OB

dpv*link* 14420

Article	Color	Size	Category
	Women's clog XXL		
AB-36813	black	36-43	OB

Occupational and safety footwear

Loafer dynamic flow

NEU abeba

Loafer. Upper knitted textile (breathable); closure with double rubber band, elastic entry; exchangeable insole; oil- and fuel-resistant TPU outsole, slip-resistant (SRC).

DYNAMIC flow

01

dpv*link* 24572

Article	Color	Size	Category
	Loafer dynamic flow		
AB-37374	red / white	35-48	01
AB-37375	anthracite / white	35-48	01
AB-37376	black / light blue	35-48	01

Low shoe dynamic flow

NEU abeba

Lace-up shoe. Upper microfiber; lining with silver ions; exchangeable insole; oil- and fuel-resistant TPU outsole, slip-resistant (SRC).

DYNAMIC flow

01

dpv*link* 24580

Article	Color	Size	Category
	Low shoe dynamic flow		
AB-37370	white	35-43	01

Safety shoe

abeba

Lace-up shoe. Upper knitted textile (breathable); lining with silver ions (moisture-absorbing); protective coating in toe area; midsole Soft-PU; exchangeable insole; oil- and fuel-resistant TPU outsole with flex zones, slip-resistant (SRC).

Variant safety shoe S2 and S3 additionally with steel toe cap

02 S2 S3 STEEL DGUV 112-119

dpv*link* 21251

Article	Color	Size	Category	Protective toe cap
	Safety shoe			
AB-36774	orange	35-48	02	
AB-36772	white	35-48	02	
AB-36773	blue	35-48	02	
AB-36775	anthracite	35-48	02	
AB-36776	black	35-48	02	
AB-31774	orange	35-48	S2	steel
AB-31772	white	35-48	S2	steel
AB-31773	blue	35-48	S2	steel
AB-31775	anthracite	35-48	S2	steel
AB-31676	black	35-48	S3	steel

Safety shoe

abeba

Safety shoe with lacing. Upper material functional leather with honeycomb design (water-repellent and scratch-resistant); lining with silver ions (moisture-absorbing); dimensionally stable, cushioned shaft edge and counter; PU midsole; exchangeable insole; oil- and fuel-resistant TPU outsole with flex zones, slip-resistant (SRC).

Variant safety shoe S1 and S2 additionally with steel toe cap

01 02 S1 S2 STEEL DGUV 112-119

dpv*link* 16713

Article	Color	Size	Category	Protective toe cap
	Safety shoe			
AB-36761	black	35-48	02	
AB-36760	white	35-48	01	
AB-31761	black	35-48	S2	steel
AB-31762	blue	35-48	S1	steel
AB-31760	white	35-48	S1	steel
AB-31763	marine	35-48	S1	steel

Safety shoe

abeba

Lace-up shoe. Upper textile (breathable); lining with silver ions (moisture-absorbing); puncture-resistant midsole (metal-free); exchangeable insole; oil- and fuel-resistant TPU outsole with flex zones, slip-resistant (SRC).

Variant safety shoe S3 additionally with steel toe cap

02 S3 STEEL DGUV 112-119

dpv*link* 21249

Article	Color	Size	Category	Protective toe cap
	Safety shoe			
AB-36728	black	35-48	02	
AB-36729	white	35-48	02	
AB-31628	black	35-48	S3	steel
AB-31629	white	35-48	S3	steel

Safety shoe

abeba

Lace-up shoe. Upper material smooth leather/suede; breathable textile inserts; reflector stripes; lining with silver ions; cushioned shaft edge and counter; functional joint stabilizator; Soft-PU midsole; exchangeable insole; oil- and fuel-resistant TPU outsole with flex zones, slip-resistant (SRC).

Variant safety shoe S1 additionally with steel toe cap

01 S1 STEEL DGUV 112-119

dpv*link* 16704

Article	Color	Size	Category	Protective toe cap
	Safety shoe			
AB-36721	black	35-48	01	
AB-31721	black	35-48	S1	steel

Safety sandal

abeba

Sandal with velcro fastener; microfiber; moisture-absorbing and breathable microfiber lining; sanitized treatment, Soft-PU midsole; exchangeable insole; oil- and fuel-resistant TPU outsole with flex zones, slip-resistant (SRC).

01 S1 STEEL 30°

dpv*link* 18472

Article	Color	Size	Category	Protective toe cap
	Safety sandal			
AB-36795	white	35-48	01	
AB-31795	white	35-48	S1	steel

DPV ELEKTRONIK

Weitere Artikel finden Sie unter www.compumet.ch

Loafer

Loafer with upper material A-micro (microfiber); lining with silver ions; elastic in the instep; sanitized treatment, Soft-PU midsole; exchangeable insole; oil- and fuel-resistant TPU outsole with flex zones, slip-resistant (SRC).

02

dpv*link* 18469

Article	Color	Size	Category
	Loafer		
AB-36740	white	35-48	02
AB-36741	black	35-48	02

Low shoe air cushion

Lace-up shoe. Upper smooth leather, lining leather; exchangeable insole; extremely light, oil- and benzine-resistant PU air cushion outsole; slip-resistant (SRA).

01

dpv*link* 1026

Article	Color	Size	Category
	Low shoe air cushion		
AB-32600	white	35-47	02
AB-32610	black	39-47	02

Loafer air cushion

Loafer; upper smooth leather, perforated; exchangeable insole; extremely light, oil- and benzine-resistant PU air cushion outsole, slip-resistant (SRA).

01

dpv*link* 1034

Article	Color	Size	Category
	Loafer air cushion		
AB-32310	black	39-47	01
AB-32300	white	35-47	01

Loafer air cushion

Men's loafer. Upper smooth leather; exchangeable insole; extremely light, oil- and benzine-resistant PU air cushion outsole, slip-resistant (SRA).

01

dpv*link* 1030

Article	Color	Size	Category
	Loafer air cushion		
AB-32700	white	39-47	02
AB-32710	black	39-47	02

Lace-up shoe

Lace-up shoe. Upper leather, lining with silver ions, exchangeable insole; extremely light, oil- and benzine-resistant PU air cushion outsole, slip-resistant (SRA).

02

dpv*link* 15905

Article	Color	Size	Category
	Lace-up shoe		
AB-32650	black	35-47	02

Low shoe CRAWLER

Safety shoe with lacing, suede / smooth leather. Breathable lining with silver ions; scratch-resistant coating in toe and heel area; absorbing PU midsole; steel toe cap; dimensionally stable shaft edge padding and counter; shock-absorbing exchangeable insole; TPU outsole with continous water groove; ABEBA special profile, antistatic, slip-resistant (SRC).

S2

dpv*link* 17946

Article	Color	Size	Category	Protective toe cap	Form
	Low shoe CRAWLER				
AB-34621	black / blue	36-48	S2	steel	low shoe

Low shoe CRAWLER

abeba

Safety shoe; lining with silver ions; cushioning PU midsole: aluminum toe cap; dimensionally stable shaft edge padding and counter; shock-absorbing exchangeable insole; TPU outsole with continuous water channel; ABEBA special profile, antistatic, slip-resistant (SRC).

CRAWLER

S1

dpv*link* 17346

Article	Color	Size	Category	Protective toe cap
	Low shoe CRAWLER			
AB-34581	black / blue	36-48	S1	aluminum

Clog CRAWLER

abeba

Safety clog with adjustable instep strap and fix heel strap. Microfiber, breathable lining with silver ions; aluminum toe cap; foamed PU midsole; shock-absorbing exchangeable insole; TPU outsole with continuous water groove; ABEBA special profile, antistatic, slip-resistant (SRC).

CRAWLER

SB

dpv*link* 18463

Article	Color	Size	Category	Protective toe cap
	Clog CRAWLER			
AB-34555	white	36-48	SB	aluminum
AB-34556	black	36-48	SB	aluminum

Clog Classic

abeba

Safety clog with adjustable instep and fixed heel strap; Upper and top layer leather, lining grained leather; steel toe cap; extremely light, shock-absorbing, oil- and benzine-resistant mono PU outsole, slip-resistant (SRC).

Classic

SB

dpv*link* 322

Article	Color	Size	Category	Protective toe cap
	Clog Classic			
AB-31000	white	36-46	SB	steel
AB-31010	black	36-46	SB	steel

Clog Classic

abeba

Safety clog with adjustable instep and fixed heel strap; upper A-micro, steel toe cap; extremely light, shock-absorbing, oil- and benzine-resistant mono PU outsole, slip-resistant (SRC).

Classic

SB

dpv*link* 15929

Article	Color	Size	Category	Protective toe cap
	Clog Classic			
AB-31011	black	36-46	SB	steel
AB-31001	white	36-46	SB	steel

Low shoe x-light

abeba

Safety lace-up shoe with breathable air mesh textile inserts; reflective stripes; upper smooth leather, lining with silver ions; steel toe cap; exchangeable insole; extremely light, oil- and benzine-resistant PU outsole, shock-absorbing, slip-resistant (SRC).

x-light

S1

dpv*link* 23722

Article	Color	Size	Category	Protective toe cap
	Low shoe x-light			
AB-7131056	black / red	35-48	S1	steel

Safety shoe x-light

abeba

Lace-up shoe with breathable air mesh textile inserts; upper smooth leather, lining with silver ions; exchangeable insole; extremely light, oil- and benzine-resistant PU outsole, shock-absorbing, slip-resistant (SRC).

Variant safety shoe S1 additionally with steel toe cap

x-light

01 S1

dpv*link* 23724

Article	Color	Size	Category	Protective toe cap
	Safety shoe x-light			
AB-7131158	white	35-48	01	
AB-7131058	white	35-48	S1	steel

DPV ELEKTRONIK

Weitere Artikel finden Sie unter www.compumet.ch

Clog x-light

abeba

Safety clog with adjustable and foldable heel strap. Elastic band over instep; upper smooth leather; lining with silver ions; steel toe cap; sanitized treated; exchangeable insole; extremely light, shock-absorbing, oil- and benzine-resistant PU outsole, slip-resistant (SRC).

SB

dpv*link* 22620

Article	Color	Size	Category	Protective toe cap
	Clog x-light			
AB-7131041	white	35-48	SB	steel
AB-7131042	black	35-48	SB	steel

Clog x-light

abeba

Safety clog with velcro fastener. Upper smooth leather; lining with silver ions; steel toe cap; sanitized treated; exchangeable insole; extremely light, shock-absorbing, oil- and benzine-resistant PU outsole, slip-resistant (SRC).

SB

dpv*link* 22623

Article	Color	Size	Category	Protective toe cap
	Clog x-light			
AB-7131030	white	35-48	SB	steel
AB-7131035	black	35-48	SB	steel

Sandal x-light

abeba

Sandal with breathable air-mesh textile inserts. Double velcro fastener; upper smooth leather; lining with silver ions; sanitized treated; exchangable insole; extremely light, oil- and benzine-resistant PU outsole, slip-resistant (SRC).

Variant safety shoe S1 additionally with steel toe cap

01 S1

dpv*link* 22626

Article	Color	Size	Category	Protective toe cap
	Sandal x-light			
AB-7131136	black	35-48	01	
AB-7131131	white	35-48	01	
AB-7131036	black	35-48	S1	steel
AB-7131031	white	35-48	S1	steel

Loafer x-light

abeba

Safety loafer with elastic over instep. Upper smooth leather; lining with silver ions; sanitized treated; exchangable insole; extremely light, oil- and benzine-resistant PU outsole, slip-resistant (SRC).

Variant safety shoe S2 additionally with steel toe cap

02 S2

dpv*link* 22629

Article	Color	Size	Category	Protective toe cap
	Loafer x-light			
AB-7131137	black	35-48	02	
AB-7131132	white	35-48	02	
AB-7131037	black	35-48	S2	steel
AB-7131032	white	35-48	S2	steel

Laofer x-light

abeba

Loafer, instep area with elastic band: upper microfiber, breathable, lining with silver ions; exchangeable insole; extremely lightweight oil- and fuel-resistant PU outsole, shock-absorbing, slip-resistant (SRC).

02 30° HACCP

dpv*link* 22730

Article	Color	Size	Category
	Laofer x-light		
AB-7131128	white	35-48	02
AB-7131129	black	35-48	02

Safety shoe x-light

NEU abeba

Lace-up shoe; upper microfiber; breathable lining with silver ions; reflective stripes; exchangeable insole; PU outsole, slip-resistant (SRC).

Variant safety shoe S3 additionally with steel toe cap

02 S3

dpv*link* 25208

Article	Color	Size	Category	Protective toe cap
	Safety shoe x-light			
AB-7131160	black / neon yellow	35-48	02	
AB-7131860	black / neon yellow	35-48	S3	steel

DPV ELEKTRONIK

dpv*link* - Produkte schnell finden!
www.compumet.ch
z.B.: **dpv*link* 21010** → **dpv*link* 21010**

Lace-up shoe x-light

NEU abeba

Lace-up shoe; upper microfiber; breathable lining with silver ions; reflective stripes; exchangeable insole; PU outsole, slip-resistant (SRC).

Variant safety shoe S1 and S3 additionally with steel toe cap

01 S1 S3

dpv*link* 24652

Article	Color	Size	Category	Protective toe cap
	Lace-up shoe x-light			
AB-7131150	black / orange	35-48	01	
AB-7131050	black / orange	35-48	S1	steel
AB-7131827	black	35-48	S3	steel

Low shoe x-light

abeba

Lace-up shoe with reflective stripes. Upper smooth leather; lining with silver ions; sanitized treated; exchangable insole; extremely light, oil- and benzine-resistant PU outsole, slip-resistant (SRC).

Variant safety shoe S2 additionally with steel toe cap

02 S2

dpv*link* 22636

Article	Color	Size	Category	Protective toe cap
	Low shoe x-light			
AB-7131133	white	35-48	02	
AB-7131138	black	35-48	02	
AB-7131033	white	35-48	S2	steel
AB-7131038	black	35-48	S2	steel

Low shoe x-light

abeba

Safety shoe with metal-free penetration protection; upper smooth leather; lining with silver ions; steel toe cap; sanitized treated; exchangeable insole; extremely light, oil- and benzine-resistant PU outsole, shock-absorbing, slip-resistant (SRC).

S3

dpv*link* 22639

Article	Color	Size	Category	Protective toe cap
	Low shoe x-light			
AB-7131874	black	35-48	S3	steel

Low shoe x-light

abeba

Lace-up shoe. Upper microfiber, breathable, lining with silver ions; exchangable insole; extremely light, oil- and benzine-resistant PU outsole, slip-resistant (SRC).

Variant safety shoe S2 additionally with steel toe cap

02 S2 30° HACCP

dpv*link* 22743

Article	Color	Size	Category	Protective toe cap
	Low shoe x-light			
AB-7131127	black	35-48	02	
AB-7131126	white	35-48	02	
AB-7131026	white	35-48	S2	steel
AB-7131027	black	35-48	S2	steel

Safety loafer x-light

abeba

Safety loafer, instep area with elastic band: upper microfiber, breathable, lining with silver ions; steel toe cap; extremely lightweight oil- and fuel-resistant PU outsole, slip-resistant, shock-absorbing; exchangeable insole. EN ISO 20345:2012, S2, SRC

S2 30° HACCP

dpv*link* 22740

Article	Color	Size	Category	Protective toe cap
	Safety loafer x-light			
AB-7131028	white	35-48	S2	steel
AB-7131029	black	35-48	S2	steel

Low shoe x-light

abeba

Safety shoe with two velcro fasteners. Overcap with scratch-resistant coating; upper smooth leather; lining with silver ions; steel toe cap; exchangeable insole; extremely light oil- and fuel-resistant TPU outsole, shock-absorbing, slip-resistant (SRC).

S2

dpv*link* 23736

Article	Color	Size	Category	Protective toe cap
	Low shoe x-light			
AB-7131047	white	35-48	S2	steel

DPV ELEKTRONIK

Weitere Artikel finden Sie unter www.compumet.ch

Safety shoe ANATOM TEC

Safety shoe. Upper Cordura® textile, water-repellent; lining with silver ions (moisture-absorbent); steel toe cap; metal-free penetration protection; exchangeable insole; PU/PU outsole; reflector stripes; slip-resistant (SRC).

S1P S3

dpv*link* 24107

Article	Color	Size	Category	Protective toe cap
	Safety shoe ANATOM TEC			
AB-32252	blue / black	36-48	S1P	steel
AB-32251	green / black	36-52	S3	steel
AB-32238	red / black	36-48	S3	steel

Safety sandal ANATOM TEC

Safety sandal with velcro fastener. Upper Cordura® textile, water-repellent; lining with silver ions (moisture-absorbent); steel toe cap; metal-free penetration protection; exchangeable insole; PU/PU outsole; reflector stripes; slip-resistant (SRC).

S1P

dpv*link* 24103

Article	Color	Size	Category	Protective toe cap
	Safety sandal ANATOM TEC			
AB-32282	blue / black	36-48	S1P	steel
AB-32283	green / black	36-52	S1P	steel

Safety shoe ANATOM TEC

Safety shoe. Upper Cordura® textile, water-repellent; lining with silver ions (moisture-absorbent); steel toe cap; metal-free penetration protection; exchangeable insole; PU/PU outsole; reflector stripes; slip-resistant (SRC).

S3

dpv*link* 24110

Article	Color	Size	Category	Protective toe cap
	Safety shoe ANATOM TEC			
AB-32257	orange / black	36-48	S3	steel

Clog ANATOM

Safety clog with adjustable instep, fixed adjustable heel strap. Upper breathable A-micro, washable at 30°C; antibacterial lining with silver ions; steel toe cap; exchangeable insole; two-layer PU outsole with protection from ankle twisting; flexzone, shock absorption, asymmetric heel and torsion waist made of TPU, slip-resistant (SRC)

SB

dpv*link* 8754

Article	Color	Size	Category	Protective toe cap
	Clog ANATOM			
AB-32120	white	36-48	SB	steel
AB-32120-1	white	49-52	SB	steel
AB-32125	black	36-48	SB	steel
AB-32125-1	black	49-52	SB	steel

Sandal ANATOM

Safety sandal with double velcro fastener; reflector stripes. Upper breathable A-micro, washable at 30°C; moisture-absorbing, antibacterial special lining with silver threads; steel toe cap; exchangeable insole; two-layer PU outsole with protection from ankle twisting, flexzone, shock absorption, asymmetric heel and torsion waist made of TPU, slip-resistant (SRC).

S1

dpv*link* 13785

Article	Color	Size	Category	Protective toe cap
	Sandal ANATOM			
AB-2616	white	36-48	S1	steel
AB-2616-1	white	49-50	S1	steel

Sandal ANATOM

Safety sandal with adjustable instep, reflector stripes. Upper suede/textile; steel toe cap; exchangeable insole; two-layer PU outsole with protection from ankle twisting, flexzone, shock absorption, asymmetric heel and torsion waist made of TPU, slip-resistant (SRC).

S1

dpv*link* 8766

Article	Color	Size	Category	Protective toe cap
	Sandal ANATOM			
AB-32189	black	36-48	S1	steel
AB-32189-1	black	49-52	S1	steel

DPV ELEKTRONIK

dpv*link* - Produkte schnell finden!
www.compumet.ch
z.B.: dpv*link* 21010 → dpv*link* 21010

Low shoe ANATOM

abeba

Safety lace-up shoe with scratch-resistant coating in the instep. Upper nubuck leather/textile; moisture-absorbing and antibacterial special lining; steel toe cap; exchangeable insole; two-layer PU outsole with protection from ankle twisting, flexzone, shock absorption, asymmetric heel and torsion waist made of TPU, slip-resistant (SRC).

anatom

S1 S1P STEEL DGUV 112-119

dpv*link* 8757

Article	Color	Size	Category	Protective toe cap
	Low shoe ANATOM			
AB-32147	marine	36-48	S1	steel
AB-32147-1	marine	49-50	S1	steel
AB-32247	marine	36-48	S1P	steel

Sandal ANATOM

abeba

Safety sandal with metal-free penetration-resistant midsole; adjustable instep; upper suede/textile, reflector stripes; steel toe cap; exchangeable insole; two-layer PU outsole with protection from ankle twisting, flexzone, shock-absorption; asymmetric heel and torsion waist made of TPU, slip-resistant (SRC).

anatom

S1P STEEL DGUV 112-119

dpv*link* 14423

Article	Color	Size	Category	Protective toe cap
	Sandal ANATOM			
AB-32289	black	36-50	S1P	steel

Sandal StaticControl

abeba

Safety sandal with scratch-resistant carbon coating, reflector stripes, double velcro fastener; upper leather, breathable air mesh textile inserts; plastic toe cap; exchangeable insole; oil- and benzine-resistant special rubber outsole with flexzone, cross profile, lamellar profile and torsion waist, slip-resistant (SRA).

Static Control

S1 METAL FREE

dpv*link* 850

Article	Color	Size	Category	Protective toe cap
	Sandal StaticControl			
AB-1275	black	36-47	S1	plastic

Sandal StaticControl

abeba

Safety sandal with double velcro fasteners; upper suede; plastic toe cap; exchangeable insole; oil- and benzine-resistant special rubber outsole with flexzone, cross profile, lamellar profile and torsion waist, slip-resistant (SRA).

Static Control

S1 METAL FREE

dpv*link* 7546

Article	Color	Size	Category	Protective toe cap
	Sandal StaticControl			
AB-31378	anthracite	36-47	S1	plastic

Safety shoe TRAX

NEU abeba

Safety shoe; upper suede; lining technical leather; increased breathability; composite toe cap; metal-free penetration protection; antibacterial insole; PU/PU outsole; slip-resistant (SRC).

AB-5045840

AB-5025840

AB-5015840

S1P S3 METAL FREE 100% METAL FREE

dpv*link* 25421

Article	Color	Size	Category	Protective toe cap	Form
	Safety shoe TRAX				
AB-5025840	grey	38-48	S1P	composite	sandal
AB-5025841	grey	38-48	S3	composite	low shoe
AB-5025842	grey	38-48	S3	composite	boot
AB-5045840	blue	38-48	S1P	composite	sandal
AB-5045841	blue	38-48	S3	composite	low shoe
AB-5045842	blue	38-48	S3	composite	boot
AB-5015840	black	38-48	S1P	composite	sandal
AB-5015841	black	38-48	S3	composite	low shoe
AB-5015842	black	38-48	S3	composite	boot

DPV ELEKTRONIK

Weitere Artikel finden Sie unter www.compumet.ch

Safety shoe TRAX Automotive

NEU abeba

Safety shoe; upper smooth leather; lining technical leather; increased breathability; composite toe cap; metal-free penetration protection; antibacterial insole; PU/PU outsole; slip-resistant (SRC).

S1P S3 METAL FREE 100% METAL FREE

dpv*link* 25417

Article	Color	Size	Category	Protective toe cap	Form
	Safety shoe TRAX Automotive				
AB-5005840	black	38-48	S1P	composite	sandal
AB-5005841	black	38-48	S3	composite	low shoe
AB-5005842	black	38-48	S3	composite	boot

Safety shoe ROAD

NEU abeba

Safety shoe; upper suede; lining technical leather; increased breathability; composite toe cap; cap protection; metal-free penetration protection; antibacterial insole; PU/PU outsole; slip-resistant (SRC).

5005847

5005848

5005849

5015847 5015848 5015849

S1P S3 METAL FREE

dpv*link* 25433

Article	Color	Size	Category	Protective toe cap	Form
	Safety shoe ROAD				
AB-5005847	green	38-48	S1P	composite	sandal
AB-5005848	green	38-48	S3	composite	low shoe
AB-5005849	green	38-48	S3	composite	boot
AB-5015847	black	38-48	S1P	composite	sandal
AB-5015848	sand	38-48	S3	composite	low shoe
AB-5015849	black	38-48	S3	composite	boot

Manager shoe

abeba

Manager shoe; upper made of calf leather; breathable and moisture-absorbing microfiber lining, top layer leather; leather outsole with ESD compatible inserts.

MANAGER

dpv*link* 10039

Article	Color	Size
	Manager shoe	
AB-3110	black	39-46

Manager shoe

abeba

Manager shoe; upper made of calf leather; breathable and moisture-absorbing microfiber lining, top layer leather; leather outsole with ESD compatible inserts.

MANAGER

dpv*link* 10042

Article	Color	Size
	Manager shoe	
AB-3120	black	39-46
AB-3121	brown	39-46

Men's lace-up shoe BusinessMen

abeba

Safety lace-up shoe. Upper leather; lining microfiber; steel toe cap; oil- and benzine-resistant rubber outsole, slip-resistant (SRA).

BUSINESS MEN

S2 STEEL

dpv*link* 13801

Article	Color	Size	Category	Protective toe cap
	Men's lace-up shoe BusinessMen			
AB-33240	black	36-48	S2	steel

Men's lace-up shoe BusinessMen

abeba

Safety lace-up shoe. Upper leather; lining microfiber; steel toe cap; oil- and benzine-resistant rubber outsole, slip-resistant (SRA).

BUSINESS MEN

S2 STEEL

dpv*link* 10062

Article	Color	Size	Category	Protective toe cap
	Men's lace-up shoe BusinessMen			
AB-33230	black	36-48	S2	steel

Men's lace-up shoe BusinessMen

abeba

Men's lace-up shoe. Upper cowhide, breathable and moisture-absorbing microfiber lining; leather top layer; abrasion-resistant, oil- and benzine-resistant TPU outsole, slip-resistant (SRA).

BUSINESS MEN

01

dpv*link* 14370

Article	Color	Size	Category
	Men's lace-up shoe BusinessMen		
AB-32430	black	40-47	01

Men's lace-up shoe BusinessMen

abeba

Men's lace-up shoe. Upper cowhide, breathable and moisture-absorbing microfiber lining, leather top layer; abrasion-resistant, oil- and benzine-resistant TPU outsole, slip-resistant (SRA).

BUSINESS MEN

01

dpv*link* 14374

Article	Color	Size	Category
	Men's lace-up shoe BusinessMen		
AB-32450	black	40-47	01

Men's lace-up shoe BusinessMen

abeba

Men's lace-up shoe. Upper cowhide, breathable and moisture-absorbing microfiber lining, leather top layer; California style; abrasion-resistant, oil- and benzine-resistant TPU outsole, slip-resistant (SRA).

BUSINESS MEN

OB

dpv*link* 1053

Article	Color	Size	Category
	Men's lace-up shoe BusinessMen		
AB-32922	black	39-47	OB

Women's manager shoe

abeba

Women's manager shoe; upper finest leather, breathable and moisture-absorbing microfiber lining; moderate 60 mm heel.

BUSINESS LADY

dpv*link* 13788

Article	Color	Size
	Women's manager shoe	
AB-3940	black	36-42
AB-3990	black	36-42

Women's manager shoe

abeba

Women's manager shoe; upper finest leather, breathable and moisture-absorbing microfiber lining; moderate 60 mm heel.

BUSINESS LADY

dpv*link* 13786

Article	Color	Size
	Women's manager shoe	
AB-3980	black	36-42

DPV ELEKTRONIK

Weitere Artikel finden Sie unter www.compumet.ch

Women's lace-up shoe Reflexor

Women's lace-up shoe. Upper smooth leather and lining microfiber; hand-sewn seam; extremely light PU outsole, slip-resistant, fuel-resistant; exchangeable insole. O1, SRC; EN ISO 20347:2007

Reflexor

O1

dpv*link* 287

Article	Color	Size	Category
	Women's lace-up shoe Reflexor		
AB-36900	white	36-42	O1
AB-36910	black	36-42	O1

Men's lace-up shoe Reflexor

Men's lace-up shoe. Upper smooth leather, lining microfiber; hand-sewn seam; extremely light PU outsole, slip resistant; fuel-resistant, exchangeable insole. O1, SRC; EN ISO 20347:2007

Reflexor

O1

dpv*link* 6720

Article	Color	Size	Category
	Men's lace-up shoe Reflexor		
AB-35700	white	40-46	O1
AB-35710	black	40-46	O1

Special shoes

Special clog

Special clog made of autoclavable, sterilizable special material with foldable heel strap; comfortable fit; **autoclavable at 135° C**, washable at 60° C, suitable for cleanroom; outsole slip-resistant outsole (SRC).

OB

dpv*link* 10057

Article	Color	Size	Category
	Special clog		
AB-39600	white	35-46	OB
AB-39630	orange	36-46	OB
AB-39620	green	35-46	OB
AB-39610	blue	35-46	OB

Cleanroom loafer

Cleanroom loafer with integrated footbed. Upper A-micro, breathable; elastic band over instep; decontaminable up to 30 times; washable up to 60°C; extremely light, oil- and benzine-resistant PU air cushion outsole, slip-resistant (SRA).

air cushion

O1 HACCP

dpv*link* 8771

Article	Color	Size	Category
	Cleanroom loafer		
AB-32370	white	35-47	O1

Cleanroom boots

abeba

Cleanroom boots. Upper microfiber; washable at 30°C (material must be checked, because it can lose its function); oil- and benzine-resistant PU outsole, slip-resistant (SRA).

Minimum order quantity required!

OB

dpv*link* 14481

Article	Color	Size	Category
	Cleanroom boots		
AB-3620	white	35-47	OB

Cleanroom shoe with gaiter

abeba

Cleanroom shoe with gaiter. Upper leather, perforated; gaiter cleanroom textile as requested; oil- and benzine-resistant PU outsole, slip-resistant (SRA).

Minimum order quantity required !

dpv*link* 14483

Article	Color	Size
	Cleanroom shoe with gaiter	
AB-1144	white	35-48

Insoles

Insole für models Reflexor®

abeba

- air bubble insole
- stimulation of the foot reflexzones
- stimulates blood-circulation
- orthopedic cushioning

- leather-covered
- comfortable
- flat and smooth

dpv*link* 16006

Article	Type	Size
	Insole für models Reflexor®	
AB-3565	Massage Active	36-42
AB-3566	Massage Active	40-46
AB-3572	Massage Active XXL	36-43
AB-3567	Comfort white	36-42
AB-3569	Comfort white	40-46
AB-3568	Comfort anthracite	36-42
AB-3570	Comfort anthracite	40-46

Insole for models StaticControl

abeba

- Instant shock absorption
- Even pressure distribution over the whole surface
- Air circulation under the entire foot surface
- Support of the forefoot

dpv*link* 16002

Article	Type	Size
	Insole for models StaticControl	
AB-3553	acc Wave StaticControl	36-47

ESD Active Comfort insole

abeba

- ESD Active Comfort insole
- anti-odor activated carbon
- additional support of the metatarsus
- antibacterial
- moisure-release outward
- very lightweight

dpv*link* 22746

Article	Type	Size
	ESD Active Comfort insole	
AB-351920	for Crawler Aluminium / Steel safety shoes	36-48
AB-352710	for Easy safety shoes	35-48
AB-352320	for closed Anatom shoes	36-52
AB-352420	for open Anatom shoes	36-52
AB-352510	for uni6 occupational shoes	35-48
AB-352520	for uni6 safety shoes	35-48
AB-352610	for Dynamic safety shoes	35-48
AB-351710	for open x-light professional shoes	35-48
AB-351610	for closed x-light professional shoes	35-48
AB-351720	for open x-light safety shoes	35-48
AB-351620	for closed x-light safety shoes	35-48

ESD Active MedFit insole for Dynamic flow models

NEU abeba

dpv*link* 24582

Article	Type	Size
	ESD Active MedFit insole for Dynamic flow models	
AB-352630	for Dynamic flow professional shoes	35-48

DPV ELEKTRONIK

Weitere Artikel finden Sie unter www.compumet.ch

Today, the requirements for safety shoes are very high and manifold. Jalas® safety shoes are ideal for the use in EPA zones as they are optimally adapted to the demands in electronics manufacturing. They are comfortable to wear, lightweight and easy to care. Shoes with antistatic properties ensure also a reliable ESD protection. Additionally many Jalas® models have a shock-absorbing and breathable insole.
In compliance with the ESD standard DIN EN 61340-5-1

ESD-geprüfte Schuhe
nach EN 61340

Berufsschuhe OB
nach EN ISO 20347

Berufsschuhe O1
nach EN ISO 20347

Berufsschuhe O2
nach EN ISO 20347

Sicherheitsschuhe SB
nach EN ISO 20345

Sicherheitsschuhe S1
nach EN ISO 20345

Sicherheitsschuhe S1P
nach EN ISO 20345

Sicherheitsschuhe S2
nach EN ISO 20345

Sicherheitsschuhe S3
nach EN ISO 20345

Zehenschutzkappe Stahl

Zehenschutzkappe Aluminium

Zehenschutzkappe metallfrei

Durchtrittschutz metallfrei

Überkappe
Zehenkappenverschleissschutz

Waschbarer Schuh

DGUV Regel 112-191
Geeignet für orthopädische Einlegesohlen nach DGUV-Regel 112-191

PU-Überkappe

Ergothan
(verhindert Rücken- u. Fussschmerzen)

Stabilisator
(Schutz vor Verdrehen, Umknicken)

C2-Innensohle
(temp. regulierende Innensohle)

Geräumige Passform

Wasserabweisend

Hitzebeständige Sohle

Geox
(Schuhsohle mit Geox-Membrane)

BOA® Drehverschlusssystem
für müheloses Verschliessen des Schuhs

Clogs

Clog with heel strap SARITA

Clog made of comfortable microfiber; fixed, adjustable heel strap; exchangeable FX2 Pro insole with shock-absorbing zone made of Poron® XRD®; oil-resistant EVA/rubber outsole, antistatic. EN ISO 20347 OB SRC

OB

dpv*link* 15527

Article	Color	Size
	Clog with heel strap SARITA	
JA-2942	black / silver	34-42

Professional and safety footwear

Safety sandal CARE

Sandale CARE with velcro fastener; adjustable heel and instep straps; exchangeable FX2 Pro insole with shock-absorbing zone made of Poron® XRD®; oil-resistant PU outsole, antistatic. EN ISO 20347 O1 SRC

O1

dpv*link* 13497

Article	Color	Size
	Safety sandal CARE	
JA-5042	black	36-47

Men's loafer VIP

Elegant men's loafer made of leather; exchangeable FX2 Pro insole with shock-absorbing zone made of Poron® XRD®; oil-resistant PU outsole, antistatic.
EN ISO 20347 O2 SRA

O2

dpv*link* 10110

Article	Color	Size	Category	Form
	Men's loafer VIP			
JA-2112	black	39-47	O2	low shoe
JA-2102	black	39-47	O2	loafer
JA-2142	brown	39-47	O2	low shoe

DPV ELEKTRONIK

dpv*link* - Produkte schnell finden!
www.compumet.ch
z.B.: dpv*link* 21010 → dpv*link* 21010

Low shoe SPOC

Sporty low shoe; upper textile; polyester lining; FX2 PRO SpOc insole with shock-absorbing zone made of Poron® XRD®; EVA/rubber outsole, slip-resistant.
EN ISO 20347 O1 SRC

01

dpv*link* 21364

Article	Color	Size	Category
	Low shoe SPOC		
JA-5322	red	35-48	01
JA-5302	black	35-48	01
JA-5492	white	35-48	01

Low shoe SPOC Boa®

Light low shoe with quick closure BOA®; upper textile; polyester lining; FX2 PRO SpOc insole with shock-absorbing zone made of Poron® XRD®; EVA/rubber outsole, slip-resistant. EN ISO 20347 O1 SRC

01

dpv*link* 23435

Article	Color	Size	Category
	Low shoe SPOC Boa®		
JA-5362	black / orange	35-48	01
JA-5372	black	35-48	01
JA-5462	white	35-48	01

Low shoe SPOC

Sporty low shoe; upper leather; polyester lining; FX2 PRO SpOc insole with shock-absorbing zone made of Poron® XRD®; oil-resistant EVA/rubber outsole, antistatic.
EN ISO 20347 O2 SRC

02

dpv*link* 21361

Article	Color	Size	Category
	Low shoe SPOC		
JA-5342	black	35-48	02
JA-5352	black	35-48	02

RESPIRO

The safety shoes of the Jalas **Respiro® series** are equipped with a unique, three-layered IQ TEX® laminate. The especially **breathable upper surface** and **ventilated shock absorption material** in the insole keep your feet dry. The temperature in the **shoe is regulated**. So there will be no sweat or unpleasant odors.

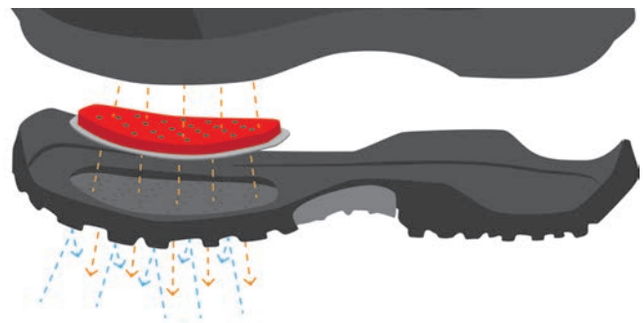

Material in dry conditions

- Plenty of space between the super-absorbent polymer particles
- Dry air can get much easier from outside to the foot
- Warm and humid air can be transported much faster from the foot

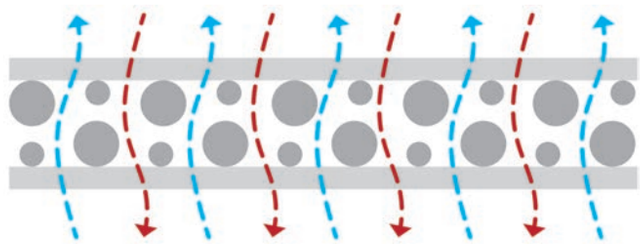

Material in wet conditions

- The super-absorbent polymer particles swell
- The laminate remains its dimensions, as the room is limited by adhesives
- The material becomes quickly waterproof, as the super-absorbent polymers press against each other tightly
- When the material is dry again, the ultra high air permeability will be restored completely

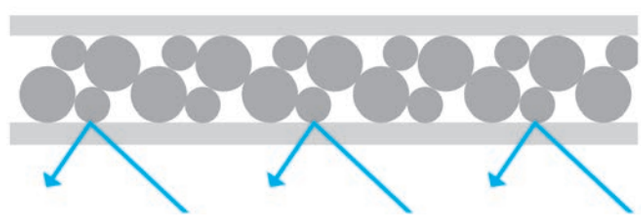

Weitere Artikel finden Sie unter www.compumet.ch

Safety sandal 3800R / 3820R RESPIRO

Breathable safety sandal with velcro fastener; ultra-high air permeability, ventilation holes, padded shaft edges; exchangeable FX2 Supreme insole with shock-absorbing zone made of Poron® XRD®; oil-resistant TPU outsole, antistatic.
3800R RESPIRO JA-3800R: upper microfiber; EN ISO 20345 S1 SRB
3820R RESPIRO JA-3820R: upper nubuck/textile; EN ISO 20345 S1 SRB

dpv*link* 20142

Article	Color	Size	Category	Closure	Upper
	Safety sandal 3800R / 3820R RESPIRO				
JA-3800R	black / blue	36-47	S1	velcro fastener	microfiber
JA-3820R	black / blue	36-47	S1	velcro fastener	nubuck / textile

Safety sandal 3510R RESPIRO

Sporty safety shoe; upper PU-coated leather/textile; ultra-high air permeability; aluminum toe cap; exchangeable FX2 Supreme insole insole with shock-absorbing zone made of Poron® XRD®; oil-resistant TPU outsole, antistatic. EN ISO 20345 S1 SRB

dpv*link* 20148

Article	Color	Size	Category
	Safety sandal 3510R RESPIRO		
JA-3510R	white	36-47	S1

Safety shoe 3700R RESPIRO

Sporty safety shoe; upper PU-coated leather/textile; ultra-high air permeability; aluminum toe cap; exchangeable FX2 Supreme insole insole with shock-absorbing zone made of Poron® XRD®; oil-resistant TPU outsole, antistatic. EN ISO 20345 S2 SRB

dpv*link* 20144

Article	Color	Size	Category
	Safety shoe 3700R RESPIRO		
JA-3700R	black / blue	36-47	S2

Zenit EVO insole

Multiple layers for ultimate ergonomics and comfort



1. Textile layer
2. **Neo Foam layer** - protects the entire foot area from impacts
3. **Soft EVA basic layer** - provides structures, stability and comfort
4. **Hard EVA layer** - maintains the shape and functionality of the insole, provides support and stability
5. **PORON® XRD™** - offers unique shock-absorbing properties
6. **Stabilizing element** - improves the stability of the shoe

Safety shoe ZENIT EVO Boa®

Safety shoe, textile upper; with Boa® quick-release fastener; seamlessly finished; polyester/polyamide lining; aluminium toe cap; flexible, ultra-thin penetration protection; insole with double shock-absorbing zones made of Poron XRD.
EN ISO 20345 S1P SRC

dpv*link* 21358

Article	Color	Size	Category	Closure
	Safety shoe ZENIT EVO Boa®			
JA-7108	black / red	35-48	S1P	Boa® / quick-release fastener
JA-7158	blue / black	35-48	S1P	Boa® / quick-release fastener
JA-7118	grey / black	35-48	S1P	Boa® / quick-release fastener

Safety shoe ZENIT EVO

Safety shoe, textile upper; seamlessly finished; polyester/polyamide lining; aluminium toe cap; insole with double shock-absorbing zones made of Poron XRD.
EN ISO 20345 S1 / S1P SRC

S1P S1P

dpv*link* 21354

Article	Color	Size	Category	Closure
	Safety shoe ZENIT EVO			
JA-7100	black / red	35-48	S1	lace fastening
JA-7128	grey / black	35-48	S1P	lace fastening

Safety shoe 1635 / 1645 / 1655 E-Sport

NEU

Comfortable safety shoe; upper leather/textile; aluminum toe cap; exchangeable FX2 Classic insole with shock absorption zone of Ergothan, oil-resistant PU outsole, antistatic. EN ISO 20345 S1 / S1P SRC

S1P S1P

dpv*link* 25263

Article	Color	Size	Category	Form
	Safety shoe 1635 / 1645 / 1655 E-Sport			
JA-1635	black / blue	36-47	S1	low shoe
JA-1645	black / blue	36-47	S1P	low shoe
JA-1655	black / blue	36-47	S1P	boot

Safety sandal 1605 E-Sport

Safety sandal, upper PU-coated leather with velcro fastener; upper PU-coated leather; aluminium toe cap; metal-free penetration protection; shock-absorbing insole, oil-resistant PU outsole; antistatic. EN ISO 20345 S1P SRC

S1P

dpv*link* 18481

Article	Color	Size	Category
	Safety sandal 1605 E-Sport		
JA-1605	black / grey	36-47	S1P

Safety shoe 1615 E-Sport

ESD safety shoe; upper PU-coated leather; aluminium toe cap; metal-free penetration protection; shock-absorbing insole, oil-resistant PU outsole; antistatic.
EN ISO 20345 S3 SRC

S3

dpv*link* 18482

Article	Color	Size	Category
	Safety shoe 1615 E-Sport		
JA-1615	black / red	36-47	S3

Safety shoe BLACK

Classic safety shoe; upper leather; aluminum toe cap; metal-free penetration protection; exchangeable FX2 Pro insole with shock-absorbing zone made of Poron® XRD®; oil-resistant rubber outsole, antistatic. EN ISO 20345 S3 SRB

S3

dpv*link* 20150

Article	Color	Size	Category
	Safety shoe BLACK		
JA-1335	black	36-47	S3

Safety shoe EXALTER

NEU

Sporty safety shoe; aluminum toe cap; insole with double shock absorption zone of Poron XRD. EN ISO 20345 S1P / S3 SRC

S1P S3

dpv*link* 25204

Article	Color	Size	Category	Form
	Safety shoe EXALTER			
JA-9915	black / green	34-47	S1P	low shoe
JA-9955	black / red	34-47	S3	low shoe
JA-9975	black / red	34-47	S3	boot

DPV ELEKTRONIK

Weitere Artikel finden Sie unter www.compumet.ch

Safety shoe EXALTER 2

Safety shoe with polyester lining; aluminum toe cap; insole with double shock absorption zone of Poron XRD. EN ISO 20345 S1 / S1P / S3 SRC

S1P S1P S3 ALU METAL FREE DGUV 112-119 E

dpv*link* 17875

Article	Color	Size	Category
	Safety shoe EXALTER 2		
JA-9508	black / green	36-47	S3
JA-9528	black / red	36-47	S3
JA-9568	black	36-47	S3

Safety shoe EXALTER Boa®

Comfortable safety shoe with quick-release fastener BOA®; upper microfiber/textile; polyester lining; aluminum toe cap; metal-free penetration protection; FX3 Supreme insole with double shock-absorbing zones made of Poron® XRD®; EVA/rubber outsole, slip-resistant.
JA-9925 and JA-9945 EN ISO 20345 S1P SRC
JA-9965 and JA-9985 additionally water-repellent EN ISO 20345 S3 SRC

S1P S3 ALU METAL FREE DGUV 112-119 E BOA

dpv*link* 23448

Article	Color	Size	Category	Form
	Safety shoe EXALTER Boa®			
JA-9925	black / green	34-47	S1P	low shoe
JA-9965	black / red	34-47	S3	low shoe
JA-9945	black / green	34-47	S1P	boot
JA-9985	black / red	34-47	S3	boot

Safety shoe ZENIT - EASYROLL

Safety shoe with innovative shock absorption system; BOA closure system; aluminum toe cap; ProNose overcap; FX2 supreme insole with shock absorption zones made of Poron XRD and merino wool interlayer; shock-absorbent RPU outsole with stabilizer waist; slip resistant. EN ISO 20345 S1P S3 SRC

S1P S3 ALU METAL FREE DGUV 112-119 E

dpv*link* 18071

Article	Color	Size	Category	Form
	Safety shoe ZENIT - EASYROLL			
JA-1708	black / red	36-47	S1P	sandal
JA-1738	black / red	36-47	S3	low shoe

Safety shoe FORTY-FIVE

Comfortable safety shoe; upper leather; aluminum toe cap; metal-free penetration protection; exchangeable FX2 Pro insole with shock-absorbing zone made of Poron® XRD®; oil-resistant RPU outsole, antistatic. EN ISO 20345 S3 SRC

S3 ALU METAL FREE DGUV 112-119 E

dpv*link* 17479

Article	Color	Size	Category	Form
	Safety shoe FORTY-FIVE			
JA-3045	black / yellow	36-47	S3	low shoe
JA-3055	black / yellow	36-47	S3	boot

Safety sandal BIO

Safety sandal with with velcro fastener; upper microfiber/textile; composite toe cap; metal-free penetration protection; ProNose toe cap wear protection; exchangeable TX2 Pro insole with shock-absorbing zone made of Poron® XRD®; oil-resistant PU outsole, antistatic. EN ISO 20345 S1P SRC

green line

S1P METAL FREE METAL FREE DGUV 112-119 E

dpv*link* 16087

Article	Color	Size	Category
	Safety sandal BIO		
JA-6418	black	36-47	S1P

Safety shoe EKO

Comfortable safety shoe; upper microfiber/textile; composite toe cap; metal-free penetration protection; ProNose toe cap wear protection; exchangeable TX2 Pro insole with shock-absorbing zone made of Poron® XRD®; oil-resistant PU outsole, antistatic. EN ISO 20345 S3 SRC

S3

dpv*link* 13494

Article	Color	Size	Category
	Safety shoe EKO		
JA-6468	black	36-47	S3

Safety boots NATURE

Safety boot; upper microfiber/textile; composite toe cap; metal-free penetration protection; ProNose toe cap wear protection; exchangeable FX2 Pro insole with shock-absorbing zone made of Poron® XRD®; oil-resistant PU outsole, antistatic. EN ISO 20345 S3 SRC

S3

dpv*link* 13740

Article	Color	Size	Category
	Safety boots NATURE		
JA-6498	black	36-47	S3

Safety sandal Pro 3100

Light safety sandal with velcro fastener; upper PU-coated leather; aluminum toe cap; exchangeable FX2 Pro insole with shock-absorbing zone made of Poron® XRD®; oil-resistant TPU outsole, antistatic. EN ISO 20345 S1 SRB

S1P

dpv*link* 16283

Article	Color	Size	Category
	Safety sandal Pro 3100		
JA-3100	black / yellow	36-47	S1

Safety shoe Pro 3110

Light safety shoe; upper leather/textile; aluminum toe cap; exchangeable FX2 Pro insole with shock-absorbing zone made of Poron® XRD®; oil-resistant rubber outsole, antistatic. EN ISO 20345 S2 SRB

S2

dpv*link* 16278

Article	Color	Size	Category
	Safety shoe Pro 3110		
JA-3110	black / yellow	36-47	S2

Safety sandal ZENIT 3020

Safety sandal with velcro fastener; padded leg edge of Memory Foam; aluminum toe cap; exchangeable FX2 Supreme insole with shock-absorbing zone made of Poron® XRD®; oil-resistant RPU outsole, antistatic. EN ISO 20345 S1 SRC

S1P

dpv*link* 14515

Article	Color	Size	Category
	Safety sandal ZENIT 3020		
JA-3020	black / red	36-47	S1

Safety shoe ZENIT 3030

Safety shoe; upper nubuck/textile; padded leg edge of Memory Foam; aluminum toe cap; exchangeable FX2 Supreme insole with shock-absorbing zone made of Poron® XRD®; oil-resistant RPU outsole, antistatic. EN ISO 20345 S2 SRC

S2

dpv*link* 14516

Article	Color	Size	Category
	Safety shoe ZENIT 3030		
JA-3030	black / red	36-47	S2

DPV ELEKTRONIK

Weitere Artikel finden Sie unter www.compumet.ch

Insoles

FX2 Supreme/FX2 Pro -insole ESD

suitable for all Jalas shoes and safety shoes

- breathable
- maximal shock-absorption due to Poron XRD under forefoot and heel
- support of high arches and skew feet
- ESD compliant

dpv*link* 15575

Article	Type	Size
JA-8202	FX 2 Supreme	35-50
JA-8102	FX2 Pro	35-48

Anatomic insole ESD

suitable for all Jalas safety shoes

- double shock absorption zone of Poron® XRD™
- distinct heel cup
- perforated forefoot
- ESD-compliant

dpv*link* 16947

Article	Type	Size	Color
	Anatomic insole ESD		
JA-8709H	for high arch	34-50	blue
JA-8710M	for normal arch	34-50	green
JA-8711L	for low arch	34-50	orange

FX3 Supreme insole ESD

NEU

suitable for all Jalas safety shoes

- very comfortable
- optimized shock absorption
- breathable
- ESD compliant

dpv*link* 24966

Article	Type	Size
JA-8303	FX 3 Supreme	34-47

Sievi

Having an experience of more than 70 years, Sievi is a specialist for safety shoes, also in the ESD sector, and the largest shoe manufacturer in North Europe. Sievi's requirements for its professional and safety footwear are characterized by a very high level of occupational safety, fitting and wearing comfort. A continuous development of high-quality work shoes, the application of the latest technology and the use of the best materials and properties are also part of Sievi's philosophy.

In compliance with the ESD standard DIN EN 61340-5-1

ESD-geprüfte Schuhe
nach EN 61340-5-1

Berufsschuhe OB
nach EN ISO 20347

Berufsschuhe O1
nach EN ISO 20347

Berufsschuhe O2
nach EN ISO 20347

Berufsschuhe O3
nach EN ISO 20347

Sicherheitsschuhe SB
nach EN ISO 20345

Sicherheitsschuhe S1
nach EN ISO 20345

Sicherheitsschuhe S1P
nach EN ISO 20345

Sicherheitsschuhe S2
nach EN ISO 20345

Sicherheitsschuhe S3
nach EN ISO 20345

Zehenschutzkappe Stahl

Zehenschutzkappe Aluminium

Zehenschutzkappe metallfrei

Durchtrittschutz Stahl

Durchtrittschutz metallfrei

Orthopädische Zurichtung
Geeignet für eine komplette orthopädische Zurichtung nach DGUV

Mikrofaser

Wasserabstossend

Wärmebeständigkeit
Geeignet für heisse Arbeitsumgebung bis +300 Grad

Laufsohle aus PU

Laufsohle aus PU/PU

Laufsohle aus PU/TPU

Laufsohle aus PU/Gummi

XL-Leisten

DUAL-Einlegesohle

Sievi ALU-Einlegesohle
mit isolierender Aluminiumschicht gegen Kälte

DryStep-Einlegesohlen
(lässt Feuchtigkeit entweichen)

3D-dry-Futter
(leitet Feuchtigkeit vom Fuss)

Mikrofaser Sohlenmaterial
(ausgezeichnete Stossdämpfung und Elastizität auch bei Frost)

SieviBalance
(sicherer Schritt und mehr Trittfestigkeit)

100% metallfreier Schuh

Elastisches Fersenelement
in der Sohle für maximale Stossdämpfung und bequemen Sitz bei jedem Schritt, aus TPU Infinergy®

DGUV Regel 112-191
Geeignet für orthopädische Einlegesohlen nach DGUV-Regel 112-191

BOA® Drehverschlusssystem
für müheloses Verschliessen des Schuhs

Slippers, sandals, clogs

Sandal Ion Black 2

Comfortable sandal with velcro fastener; upper nubuck; 3D-dry® lining; exchangeable and machine washable (at 40°C) DryStep® insole; shock-absorbing FlexStep® PU outsole, oil- and chemical-resistant, antistatic. EN ISO 20347 OB A E FO

dpv*link* 21148

Article	Color	Size	Category
	Sandal Ion Black 2		
SI-12156	black	36-42	OB

Slipper Art 2 / Rom 2

Comfortable slipper with velcro fastener, partly with adjustable heel strap, upper nubuck; 3D-dry® lining; exchangeable and machine washable (at 40°C) DryStep® insole; shock-absorbing FlexStep® PU outsole, oil- and chemical-resistant, antistatic. EN ISO 20347 OB A E FO

dpv*link* 21150

Article	Color	Size	Category	Form	Closure
	Slipper Art 2 / Rom 2				
SI-12146	black	39-47	OB	slipper	velcro fastener
SI-12157	black	39-47	OB	sandal	velcro fastener

Sandal Active

Comfortable sandal with heel and instep straps adjustable by velcro fastener; upper microfiber (washable); 3D-dry® lining; shock-absorbing FlexStep®-PU outsole, oil- and chemical-resistant, antistatic. EN ISO 20347 OB A E FO

dpv*link* 21156

Article	Color	Size	Category
	Sandal Active		
SI-12225	black	35-47	OB

Clog File

Clog File black of resistant PU leather; Clog File White upper of microfiber withstanding frequent washing; adjustable heel strap with elastic, higher heel; exchangeable Sievi comfort insole; shock-absorbing FlexStep® PU outsole, oil- and chemical-resistant, antistatic. EN ISO 20347:OB SRC A E FO

dpv*link* 17183

Article	Color	Size	Category
	Clog File		
SI-12327M	black	35-47	OB
SI-12327W	white	35-47	OB

Clog Emilia

NEU

Clog with adjustable heel strap; upper microfiber; breathable microfiber lining; shock-absorbing FlexStep® outsole, PU outsole oil- and chemical-resistant, antistatic. EN ISO 20347 OB A E FO SRC

dpv*link* 24815

Article	Color	Size	Category
	Clog Emilia		
SI-12026	black	35-43	OB

DPV ELEKTRONIK

Weitere Artikel finden Sie unter www.compumet.ch

Professional and safety footwear

Safety clog Riff

Stylish safety clog with heel strap, upper cowhide; steel toe cap; shock-absorbing FlexStep® PU outsole, oil- and chemical-resistant, antistatic. EN ISO 20345 SB A E FO

SB · STEEL · PU · flex step

dpv*link* 15470

Article	Color	Size	Category
	Safety clog Riff		
SI-52933M	black	35-47	SB
SI-52933W	white	35-47	SB

Professional shoe Mia / Ava

NEU

Low shoe; upper leather; breathable microfiber lining; shock-absorbing FlexStep® outsole, PU outsole oil- and chemical-resistant, antistatic. EN ISO 20347 O1 O2 FO SRC

01 · 02 · flex step

dpv*link* 24817

Article	Color	Size	Category	Closure
	Professional shoe Mia / Ava			
SI-12027	black	35-43	01	velcro fastener
SI-12025	black	35-43	02	lace fastening

Men's loafer Key

Men's loafer, upper leather; exchangeable Sievi comfort insole; shock-absorbing FlexStep® PU outsole, oil- and chemical-restistant, antistatic; EN ISO 20347 O2 SRC FO

02 · DGUV 112-119 · PU · flex step

dpv*link* 17208

Article	Color	Size	Category
	Men's loafer Key		
SI-12109	black	39-48	02

Men's lace-up shoe Street

Stylish men's lace-up shoe with colorful applications, upper leather; shock-absorbing FlexStep outsole; very comfortable to wear due felt insole oil- and chemical-resistant, antistatic; EN ISO 20347 : O2 SRC FO

02 · DGUV 112-119 · PU · 3D-dry · flex step

dpv*link* 19492

Article	Color	Size	Category
	Men's lace-up shoe Street		
SI-12194	black / brown	39-48	02

Men's shoe Mark

Men's shoe, upper cowhide; exchangeable Sievi comfort insole; shock-absorbing FlexStep® PU outsole; oil- and chemical-resistant, antistatic.

100% METAL FREE · PU · flex step

dpv*link* 15460

Article	Color	Size	Category
	Men's shoe Mark		
SI-12010	black	40-48	OB

Safety shoe Terrain

Modern safety shoe; upper nubuck; aluminium toe cap; steel penetration protection; 3D-dry® lining; elastic Sievi FlexEnergy element for maximal shock absorption; exchangeable Dual-Comfort insole, two-layer ActionPro outsole with shock-absorbing FlexStep® interlayer, oil- and chemical-resistant, antistatic. EN ISO 20345 S3

S3 · ALU · STEEL · PU · DUAL · 3D-dry · FLEX ENERGY

dpv*link* 22436

Article	Color	Size	Category	Form
	Safety shoe Terrain			
SI-52357	brown	39-47	S3	low shoe

Safety shoe Rival

Sievi

Sporty safety shoe; upper PU coated leather; aluminum toe cap; 3D-dry lining; exchangeable Sievi Comfort insole, suitable for orthopedic insoles; shock-absorbing FlexStep® PU outsole, oil- and chemical-resistant, antistatic; EN ISO 20345 S2 SRC

S2 · ALU · DGUV 112-119 · PU · 3D-dry · flex step

dpv*link* 17222

Article	Color	Size	Category	Protective toe cap
	Safety shoe Rival			
SI-52190	black / grey	36-47	S2	aluminum

Safety shoe Racer Free Roller

Sievi

Safety shoe; upper PU-coated leather/textile; breathable network structure; BOA® quick closure; aluminum toe cap; steel penetration protection; 3D-dry lining; elastic FlexEnergy element for maximal shock absorption; exchangeable Sievi Dual Comfort insole; double-layer ActionPro outsole with shock-absorbing FlexStep® interlayer, oil- and chemical-resistant, antistatic. EN ISO 20345 S1P

S1P · ALU · STEEL · PU/PU · DUAL · 3D-dry · flex step · FLEX ENERGY · BOA

dpv*link* 22434

Article	Color	Size	Category	Protective toe cap
	Safety shoe Racer Free Roller			
SI-52363	black / yellow	34-47	S1P	aluminum

Safety shoe Racer

Sievi

Sporty safety shoe; upper PU-coated leather/textile; aluminum toe cap; 3D-dry lining; elastic FlexEnergy element for maximal shock absorption; exchangeable Sievi Dual Comfort insole; double-layer ActionPro outsole with shock-absorbing FlexStep® interlayer, oil- and chemical-resistant, antistatic. EN ISO 20345

S2 · S3 · ALU · STEEL · PU/PU · DUAL · 3D-dry · flex step · FLEX ENERGY · BOA

dpv*link* 21043

Article	Color	Size	Category	Closure	Protective toe cap
	Safety shoe Racer				
SI-52343	black / orange	34-48	S3	Boa®	aluminum
SI-52342	black / orange	35-48	S2	lace fastening	aluminum

Low shoe Fly

Sievi

Sporty low shoe with breathable textile upper; 3D-dry lining; exchangeable Sievi Comfort insole; shock-absorbing FlexStep®-PU outsole, oil- and chemical-resistant, antistatic. EN ISO 20347 O2 SRC FO

O2 · DGUV 112-119 · PU · 3D-dry · flex step · FLEX ENERGY

dpv*link* 22442

Article	Color	Size	Category	Closure
	Low shoe Fly			
SI-12192	black / white	35-47	O2	lace fastening
SI-12192R	red	35-47	O2	lace fastening
SI-12190	blue	35-47	O2	Boa® / quick-release fastener
SI-12196	black	35-47	O2	lace fastening

Safety shoe SieviAir R3 / R5H / R4

Sievi

Safety shoes, upper microfiber; aluminum toe cap, steel penetration protection; 3D-dry lining; exchangeable Sievi Dual-Comfort insole; very shock-absorbent FlexEnergy midsole; breathable SieviAir® PU outsole, oil- and chemical-resistant, antistatic; EN ISO 20345:S1P S3 SRC

S1P · S3 · ALU · STEEL · PU · DUAL · 3D-dry · flex step · FLEX ENERGY · BOA

dpv*link* 23313

Article	Color	Size	Category	Form
	Safety shoe SieviAir R3 / R5H / R4			
SI-52385	black / green	35-48	S1P	sandal
SI-52375	black / green	35-48	S3	low shoe
SI-52371	black / green	35-48	S1P	boot

DPV ELEKTRONIK

Weitere Artikel finden Sie unter www.compumet.ch

Safety shoe SieviAir R1 / R2

Safety shoe, upper microfiber; aluminum toe cap; 3D-dry lining; exchangeable Sievi Dual-Comfort insole; shock-absorbent FlexEnergy midsole; breathable SieviAir® PU outsole, oil- and chemical-resistant, antistatic; EN ISO 20345:S1 SRC

dpv*link* 23310

Article	Color	Size	Category	Form
	Safety shoe SieviAir R1 / R2			
SI-52374	black / green	34-48	S1	sandal
SI-52378	black / green	35-48	S1	low shoe

Safety shoe Roller+

Safety shoe with BOA® quick-release closure system; plastic toe cap, upper leather, partly microfiber, 3D-dry lining; steel penetration protection; PU/TPU outsole, Roller XL+ S3 with PU outsole, with shock-absorbing FlexStep® mid-layer, oil- and chemical-resistant, antistatic; EN ISO 20345 S3 SRC

dpv*link* 17197

Article	Color	Size	Category	Form	Width
	Safety shoe Roller+				
SI-52156-113	black / yellow	39-47	S3	low shoe	10
SI-52156-153	black / orange	39-47	S3	low shoe	12
SI-52184	black / pink	35-42	S3	low shoe	10
SI-52157	black / orange	39-47	S3	boot	12
SI-52185	black / yellow	36-42	S3	boot	10

Safety shoe Viper 1+

Safety shoe, upper microfiber (breathable, water-repellent); composite toe cap; 3D-dry lining; exchangeable Sievi Dual comfort insole; two-layered PU/TPU outsole with shock-absorbing FlexStep® mid-layer, oil- and chemical-resistant, antistatic; EN ISO 20345:S1 SRC

dpv*link* 18497

Article	Color	Size	Category
	Safety shoe Viper 1+		
SI-52124	black / green	35-47	S1

Safety shoe Viper 2+ / Viper Roller+

Safety shoe, upper leather; composite toe cap; puncture-resistant sole; 3D-dry lining; exchangeable Dual insole; two-layered PU/TPU outsole with shock-absorbing FlexStep® mid-layer, oil- and chemical-resistant, antistatic; EN ISO 20345:S3 SRC

dpv*link* 18499

Article	Color	Size	Category	Closure
	Safety shoe Viper 2+ / Viper Roller+			
SI-52125	black / green	35-47	S3	Boa®
SI-52137	black / green	35-47	S3	lace fastening

Safety sandal Relax S1

Classic safety sandal with velcro fastener, closed heel cap; 3D-dry lining; exchangeable Sievi comfort insole; shock-absorbing FlexStep® PU outsole, oil- and chemical-resistant, antistatic. EN ISO 20345: S1 SRC

dpv*link* 14311

Article	Color	Size	Category	Width
	Safety sandal Relax S1			
SI-52236	black	35-39	S1	10
SI-52236-XL	black	39-47	S1	12

Safety sandal SieviAir Roller

Safety sandal with BOA® quick-release fastener, plastic toe cap, sole with penetration protection, upper polished nubuck; 3D-dry lining; exchangeable Sievi Dual comfort insole; shock-absorbing FlexStep outsole, oil- and chemical-resistant, antistatic; EN ISO 20345: S1 / S1P SRC

dpv*link* 20063

Article	Color	Size	Category	Width
	Safety sandal SieviAir Roller			
SI-52524	black / turquoise	36-38	S1	10
SI-52524-XL	black / turquoise	39-47	S1	12
SI-52523	black / orange	36-38	S1P	10
SI-52523-XL	black / orange	39-47	S1P	12

Safety sandal SieviAir Galaxy

Safety sandal with composite toe cap, upper microfiber; shoe tips with brushed PU coated leather; 3D-dry lining; exchangeable Sievi Dual comfort insole; shock-absorbing FlexStep® outsole, oil- and chemical-resistant, antistatic; EN ISO 20345 S1 SRC

dpv*link* 19488

Article	Color	Size	Category	Form	Width
	Safety sandal SieviAir Galaxy				
SI-52520	black / orange	36-38	S1	sandal	10
SI-52520-XL	black / orange	39-47	S1	sandal	12
SI-52704	black / orange	36-38	S1	low shoe	10
SI-52704-XL	black / orange	39-47	S1	low shoe	12

Safety sandal Promo 1

Safety sandal; upper coated cowhide; aluminum heel cap; 3D-dry-lining; exchangeable Sievi comfort insole; shock-absorbing FlexStep® PU outsole, oil- and chemical-resistant, antistatic. EN ISO 20345 S1

dpv*link* 13003

Article	Color	Size	Category
	Safety sandal Promo 1		
SI-52162M	black / green	36-47	S1

Safety shoe Elixir XL

Safety shoe; upper leather; metal-free; closed heel; plastic toe cap; 3D-dry lining; exchangeable Sievi Dual comfort insole; PU outsole with shock-absorbing FlexStep® mid-layer, oil- and chemical-resistant, antistatic; EN ISO 20345:S3 SRC

dpv*link* 20066

Article	Color	Size	Category	Form	Width
	Safety shoe Elixir XL				
SI-52772-XL	anthracite / turquoise	39-47	S3	low shoe	12
SI-52774-XL	anthracite / turquoise	39-47	S3	boot	12

Safety shoe Auto S2

Classic safety lace-up shoe; upper wear-resistant and water-repellent PU leather, aluminium toe cap; exchangeable, anatomically shaped insole; suitable for insoles; shock-absorbing FlexStep® outsole, oil- and chemical-resistant. EN ISO 20345 S2 SRC

dpv*link* 21159

Article	Color	Size	Category
	Safety shoe Auto S2		
SI-52204	black	35-47	S2

Safety shoe Planar Sweet / 1 / 2

Safety shoe of the new generation, very robuste outsole for a good grip even on slippery surfaces, 3D-dry lining and shock-absorbing, removable Dual insoles provide maximum comfort. EN ISO 20345 S3 SRC

dpv*link* 19430

Article	Color	Size	Category	Form
	Safety shoe Planar Sweet / 1 / 2			
SI-52175	blue / rose	35-42	S3	low shoe
SI-52173	black / white	35-48	S3	low shoe
SI-52135	black / white	35-48	S3	boot

DPV ELEKTRONIK

Weitere Artikel finden Sie unter www.compumet.ch

Insoles

DryStep insole

suitable for Sievi sandals Ion Black 2, Art 2, Rom 2

- transfers moisture from the foot down to the lower layer of the insole and keeps your feet dry
- machine washable at 40°C

dpv*link* 15569

Article	Type	Size
	DryStep insole	
SI-99610	suitable for Sievi sandals Ion Black 2, Art 2, Rom 2	35-46

Comfort insoles

suitable for all Sievi shoes with exchangeable insole

- breathable
- machine washable at 40°C

dpv*link* 15566

Article	Type	Size
	Comfort insoles	
SI-99520	Comfort standard	35-48
SI-99522-XL	Comfort XL	39-50

Dual Comfort insole

suitable for all Sievi shoes with exchangeable insole

- shock-absorbing PORON® cushioning in the heel
- soft upper material
- breathable and moisture-absorbing mid-layer
- light, shock-absorbing EVA bottom layer

dpv*link* 15567

Article	Type	Size
	Dual Comfort insole	
SI-99525	Dual Comfort standard	35-48
SI-99527-XL	Dual Comfort XL	39-50

Dual Comfort Plus insole

suitable for all Sievi shoes with exchangeable insole

- Sievi Balance arch support
- shock-absorbing PORON® cushioning in the heel
- soft upper material
- breathable and moisture-absorbing mid-layer
- light and shock-absorbing EVA bottom layer

dpv*link* 15568

Article	Type	Size
	Dual Comfort Plus insole	
SI-99530	Dual Comfort Plus +Neutral Arch+	35-48
SI-99532-XL	Dual Comfort Plus XL +Neutral Arch+	39-48
SI-99534	Dual Comfort Plus +High Arch+	35-48
SI-99536-XL	Dual Comfort Plus XL +High Arch+	39-48

LUPOS
The king is back

PRODUCTS FOR EVERY NEED

LUPOS® offers a collection of safety shoes classified by the requirements. The characteristics that come together in the shoes are the robustness and the technology of the materials.

Besides the models of pull-up leather and suede, Lupos uses PUTEK PLUS offering lots of advantages. PUTEK PLUS is a highly durable and abrasion-resistant yarn with is directly integrated in the fabric. This yarn ensures the manufacture of ultra-lightweight and very breathable products.
Anti-slip and anti-perforation system; innovative and extremely comfortable sole garantees a well-being throughout the whole day.

The materials used, the profound adaptation studies, the cutting-edge technology have allowed to implement a series of products that are synonyms for guarantee, efficiency and durability, ensuring lasting well-being.
Thanks to the lightness of the materials these shoes are ideal for every sector of work and for any activity for free time and cannot only be worn in different work environments, but also in the most extreme situations.



Lightness and flexibility in a single product.

Infinergy® developped by BASF is the first expanded thermoplastic polyurethane. It returns you positive energy. A concentration of technology that turns the traditional cushioning into a dynamic cushioning.
The resulting energy when the foot hits the ground is stored and is directly returned during the walking process, thus supporting you when walking. Even when exposed to permanent stress it provides excellent long-term strength. In contrast to other conventional foams, Infinergy® remains highly elastic, even at temperature ranges from +40°C to -20°C.

ESD-geprüfte Schuhe
nach EN 61340

Berufsschuhe O1
nach EN ISO 20347

Berufsschuhe O2
nach EN ISO 20347

Sicherheitsschuhe S1P
nach EN ISO 20345

Sicherheitsschuhe S3
nach EN ISO 20345

DGUV Regel 112-191
Geeignet für orthopädische Einlegesohlen nach DGUV-Regel 112-191

Besteht aus Cordura®
Sehr reissfestes, abriebfestes Nylon

Zehenkappe CAP LIGHT® Aluminium
Gelochte 200J Sicherheitskappe aus Aluminium

Dämpfungssystem Infinergy®
by BASF. Hervorragende Dämpfungseigenschaften. Dauerhaft gelenkschonend

Secosol®
geeignet für orthopädische Einlegesohlen Secosol®

Safety shoes

Safety shoe Marra / Fibra

Safety shoe; upper soft pull-up leather; with integrated band; thin, perforated aluminum toe cap; metal-free penetration protection; breathable, absorbent lining; Memory+Gel ESD insole; Infinergy® midsole; PU outsole; oil-, acid and fuel-resistant; slip-resistant; antistatic. EN ISO 20345:2011 S3 SRC

S3

dpv*link* 23342

Article	Color	Size	Category	Form
	Safety shoe Marra / Fibra			
LU-20044	black	35-48	S3	low shoe
LU-10044	black	38-48	S3	boot

Safety sandal Jake / Logan

Safety shoe; upper soft pull-up leather or suede; with integrated band; thin, perforated aluminum toe cap; metal-free penetration protection; very breathable, absorbent lining; Memory+Gel ESD insole; Infinergy® midsole; PU outsole with a slightly increased heel; oil-, acid and fuel-resistant; slip-resistant; antistatic. EN ISO 20345:2011 S1P SRC

S1P

dpv*link* 23345

Article	Color	Size	Category	Upper
	Safety sandal Jake / Logan			
LU-30076	black	38-48	S1P	leather
LU-30066	grey	35-48	S1P	suede

Safety shoe Park / Bank

Safety shoe; upper suede; with integrated band; thin, perforated aluminum toe cap; metal-free penetration protection; very breathable, absorbent lining; Memory+Gel ESD insole; Infinergy® midsole; PU outsole with a slightly increased heel; oil-, acid and fuel-resistant; slip-resistant; antistatic. EN ISO 20345:2011 S1P SRC

S1P

dpv*link* 23488

Article	Color	Size	Category	Form
	Safety shoe Park / Bank			
LU-20056	grey	35-48	S1P	low shoe
LU-10056	grey	35-48	S1P	boot

Shoe Entics / Nach

Safety shoe; upper Putek® PLUS; with integrated band; very breathable, absorbent lining; Memory ESD insole; Infinergy® midsole; PU outsole; oil-, acid and fuel-resistant; slip-resistant (SRC).

Variant safety shoe S3 additionally with aluminum toe cap and metal-free penetration protection

02 S3

dpv*link* 23489

Article	Color	Size	Category	Protective toe cap	Form
	Shoe Entics / Nach				
LU-20477	black	38-48	02		low shoe
LU-20174	black	35-48	S3	aluminum	low shoe
LU-10174	black	35-48	S3	aluminum	boot

Shoe Dex / Juice / Lucas

Safety shoe; upper very breathable nylon with suede; with integrated band; very breathable, absorbent lining; Memory+Gel ESD insole; Infinergy® midsole; PU outsole with a slightly increased heel; oil-, acid and fuel-resistant; slip-resistant (SRC).

Variant safety shoe S1P additionally with aluminum toe cap

01 02 S1P

dpv*link* 23513

Article	Color	Size	Category	Form
	Shoe Dex / Juice / Lucas			
LU-20277	black / red	38-47	02	low shoe
LU-20367	black	38-47	01	low shoe
LU-20366	black	38-47	S1P	low shoe
LU-20266	black / red	38-47	S1P	low shoe

Safety shoe Emis / Lil

Safety shoe; upper microfiber; with integrated band; thin, perforated aluminum toe cap; metal-free penetration protection; very breathable, absorbent lining; Memory+Gel ESD insole; Infinergy® midsole; PU outsole with a slightly increased heel; oil-, acid and fuel-resistant; slip-resistant; antistatic. 100% vegan
Emis LU-20166 EN ISO 20345:2011 S1P SRC
Lil LU-20374 EN ISO 20345:2011 S3 CI SRC

S1P S3

dpv*link* 23516

Article	Color	Size	Category	Form
	Safety shoe Emis / Lil			
LU-20166	white / grey	35-47	S1P	low shoe
LU-20374	white / blue	35-47	S3	low shoe

DPV ELEKTRONIK

Weitere Artikel finden Sie unter www.compumet.ch

Shoe Sylvia / Kendrick / Vince

Safety shoe; upper Putek® PLUS; with integrated band; very breathable, absorbent lining; Memory+Gel ESD insole; Infinergy® midsole; PU outsole with a slightly increased heel; oil-, acid and fuel-resistant; 100% vegan; slip-resistant (SRC).

Variant safety shoe S3 additionally with aluminum toe cap

02 S3

dpv*link* 23519

Article	Color	Size	Category	Protective toe cap
	Shoe Sylvia / Kendrick / Vince			
LU-20387	black / rose	35-42	02	
LU-20384	black / rose	35-42	S3	aluminum
LU-20394	black / orange	38-47	S3	aluminum
LU-20404	black / green	38-47	S3	aluminum

Safety shoe Logan DUO / Entics DUO / Nach DUO

Safety shoe; with integrated band; thin, perforated aluminum toe cap; metal-free penetration protection; very breathable, absorbent lining; Memory+Gel ESD insole; Infinergy® midsole; PU/PU midsole with Elastopan by BASF with anti-fatique insert; PU outsole with a slightly increased heel; oil-, acid and fuel-resistant; slip-resistant; antistatic.
Logan DUO LU-30476: upper suede; EN ISO 20345:2011 S1P CI SRC
Entics DUO LU-20474 and Nach DUO LU-10474: upper Putek® PLUS; EN ISO 20345:2011 S3 CI SRC

S1P S3

dpv*link* 23524

Article	Color	Size	Category	Form	Closure
	Safety shoe Logan DUO / Entics DUO / Nach DUO				
LU-30476	grey	35-48	S1P	sandal	velcro fastener
LU-20474	black / grey	35-48	S3	low shoe	lace fastening
LU-10474	black / grey	35-48	S3	boot	lace fastening

Alle mit diesem Symbol markierten Schuhmodelle sind für Secosol® geeignet.
Weitere Informationen finden Sie unter dpv*link* 20191

Safety shoe Distance / Metallic / Sonic

Safety shoe; upper soft pull-up leather; with integrated band; thin, perforated aluminum toe cap; metal-free penetration protection; very breathable, absorbent lining; Memory ESD insole; Infinergy® midsole; PU outsole with a slightly increased heel; oil-, acid and fuel-resistant; slip-resistant; antistatic.
Distance LU-30146 EN ISO 20345:2011 S1P SRC
Metallic LU-20084 and Sonic LU-10084 EN ISO 20345:2011 S3 SRC

S1P S3

dpv*link* 23490

Article	Color	Size	Category	Form	Closure
	Safety shoe Distance / Metallic / Sonic				
LU-30146	black / red	38-48	S1P	sandal	velcro fastener
LU-20084	black / red	35-48	S3	low shoe	lace fastening
LU-10084	black / red	38-48	S3	boot	lace fastening

Safety shoe Premium

Safety shoe; upper nylon with suede; with integrated band; thin, perforated aluminum toe cap; metal-free penetration protection; very breathable, absorbent lining; Memory ESD insole; Infinergy® midsole; PU outsole with a slightly increased heel; oil-, acid and fuel-resistant; slip-resistant; antistatic. EN ISO 20345:2011 S1P SRC

S1P

dpv*link* 23491

Article	Color	Size	Category	Form
	Safety shoe Premium			
LU-20126	black / green	38-48	S1P	low shoe

Safety shoe Lunar

Safety shoe; upper soft pull-up leather with Cordura elements; with integrated band; thin, perforated aluminum toe cap; metal-free penetration protection; very breathable, absorbent lining; Memory ESD insole; Infinergy® midsole; PU outsole with a slightly increased heel; oil-, acid and fuel-resistant; slip-resistant; antistatic.
EN ISO 20345:2011 S3 SRC

S3

dpv*link* 23492

Article	Color	Size	Category	Form
	Safety shoe Lunar			
LU-20104	black / grey	38-48	S3	low shoe

U-Power

Don't worry... be happy!

The continuous research and development of U-POWER surprises with an innovative insole. The best technologies are combined providing an experience of absolute comfort for each and every one! The insole consists of two elements:

An anatomic structure of Elastopan of BASF with extremely good viscoelastic properties

- distributes the body weight evenly across the foot

An element constisting of a revolutionary Elastopan mixture of BASF

- ensures anti-fatigue properties
- absorbes and reduces physical stress caused by standing activity over a longer time

This results in an immediate well-being when wearing the shoe for the very first time which reflects a reduced fatigue during every workday.

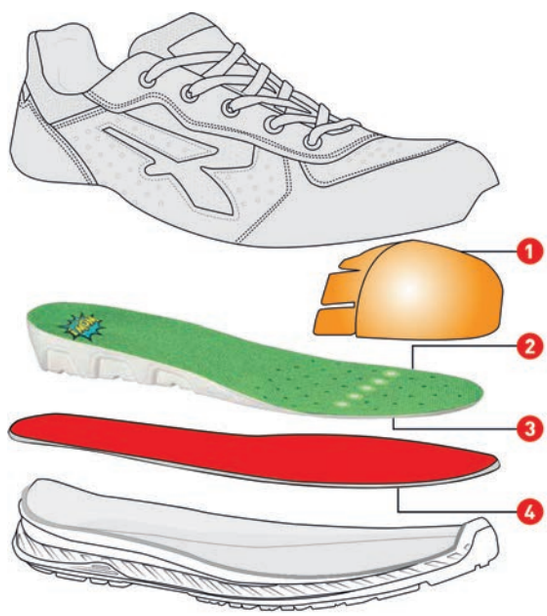

1. **AirToe**
   protective toe cap 200J
2. **WOW & BASF**
   Anatomic, soft insole for optimal support and perfect shock absorption combined with an anti-fatigue element and ventilation channels
3. **Seamless**
   New seamless antistatic technology for an increased comfort. No pressure spots and no rubbing on the sole of the foot
4. **Save & FLEX plus**
   "No metal" insole with penetration protection. 100% protection of the foot surface

Safety shoes

Safety shoe Denver / Vortix / Tokyo

NEU

Safety shoe; upper perforated suede, breathable mesh elements; perforated composite toe cap; metal-free penetration protection; breathable microfiber lining; insole with anti-fatigue insert; PU midsole; abrasion-resistant PU/PU outsole; oil-resistant; slip-resistant; antistatic. EN ISO 20345:2011 S1P SRC

S1P · 100% METAL FREE · Air toe · Save & Flex plus · WOW! · BASF

dpv*link* 24821

Article	Color	Size	Category	Form	
	Safety shoe Denver / Vortix / Tokyo				
UP-21086	grey / green	35-48	S1P	low shoe	unisex
UP-20666	black / yellow	35-47	S1P	low shoe	unisex
UP-21076	grey / pink	35-42	S1P	low shoe	women

Safety shoe Marsiglia / Nairobi / Demon

NEU

Safety shoe; upper perforated suede, breathable nylon elements; perforated composite toe cap; metal-free penetration protection; breathable microfiber lining; insole with anti-fatigue insert; PU midsole; abrasion-resistant PU/PU outsole; oil-resistant; slip-resistant; antistatic. EN ISO 20345:2011 S1P SRC

S1P · 100% METAL FREE · Air toe · Save & Flex plus · WOW! · BASF

dpv*link* 24825

Article	Color	Size	Category	Form
	Safety shoe Marsiglia / Nairobi / Demon			
UP-21106	black / yellow	35-48	S1P	low shoe
UP-21096	black / orange	35-48	S1P	low shoe
UP-20066	grey / red	38-47	S1P	low shoe

Safety shoe Shanghai

NEU

Safety shoe; upper abrasion-resistant microfiber, breathable nylon elements; perforated composite toe cap; metal-free penetration protection; breathable microfiber lining; insole with anti-fatigue insert; PU midsole; abrasion-resistant PU/PU outsole; oil-resistant; slip-resistant; antistatic. EN ISO 20345:2011 S1P SRC

S1P · 100% METAL FREE · Air toe · Save & Flex plus · WOW! · BASF

dpv*link* 24829

Article	Color	Size	Category	Form
	Safety shoe Shanghai			
UP-21226	black / grey	35-48	S1P	low shoe

DPV ELEKTRONIK

Weitere Artikel finden Sie unter www.compumet.ch

ELTEN

Take a walk on the safe side

Elten is nowadays one of the leading safety shoe manufacturers. For Elten the well-being and safety of the wearer is of top priority when producing its safety shoes. The shoes are characterized by a high quality and have a good fitting. To ensure also a high level of wearing comfort and safety, Elten uses innovative technologies with the manufacturing of its safety shoes.

In compliance with the ESD standard DIN EN 61340-5-1

ESD-geprüfte Schuhe
nach EN 61340

Berufsschuhe OB
nach EN ISO 20347

Berufsschuhe O1
nach EN ISO 20347

Berufsschuhe O2
nach EN ISO 20347

Sicherheitsschuhe S1
nach EN ISO 20345

Sicherheitsschuhe S1P
nach EN ISO 20345

Sicherheitsschuhe S2
nach EN ISO 20345

Sicherheitsschuhe S3
nach EN ISO 20345

Rutschhemmung SRC
nach EN 13287

Durchtrittsicherе Zwischensohle

DGUV Regel 112-191
Geeignet für orthopädische Einlegesohlen nach DGUV-Regel 112-191

Reflektierende Materialien
erhöhen die Sicherheit bei Dämmerlicht und Dunkelheit

Dämpfungssystem Infinergy®
by BASF. Hervorragende Dämpfungseigenschaften. Dauerhaft gelenkschonend

BOA® Drehverschlusssystem
für müheloses Verschliessen des Schuhs

GORE-TEX® Membran
Wasserdichtes und zugleich atmungsaktives Futtermaterial

geeignet für orthopädische Einlegesohlen Secosol®

Clogs

Occupational clog MICHEL / MIA

ELTEN

Clog; upper microfiber; heel strap for an individual adaption to the foot; instep area adjustable with velcro fastener; breathable textile lining; metal- and leather-free equipment; exchangeable insole C-FIT ESD; MONO-PU outsole C-FIT, oil- and chemical-resistant; slip-resistant, EN ISO 20347 O2 SRC

OB

dpv*link* 22543

Article	Color	Size	
	Occupational clog MICHEL / MIA		
EL-972430	black	40-48	men
EL-972440	white	40-48	men
EL-974430	black	35-42	women
EL-974440	white	35-42	women

Professional and safety footwear

Occupational shoe OFFICER GTX

ELTEN

Occupational shoe; upper cowhide; extra large fit; exchangeable insole BUSINESS ESD; MONO-PU outsole BUSINESS, oil- and chemical-resistant; slip-resistant, EN ISO 20347 O2 SRC

O2

dpv*link* 22556

Article	Color	Size
	Occupational shoe OFFICER GTX	
EL-972312	black	40-48

Sneaker MAROON

ELTEN

Sporty sneaker; upper cowhide; leather lining; padded flap; steel toe cap; exchangeable insole ESD PRO; TPU/PU outsole L10, oil- and chemical-resistant; slip-resistant SRC

S2

dpv*link* 22564

Article	Color	Size	Category	Protective toe cap
	Sneaker MAROON			
EL-72110	brown	37-47	S2	steel

DPV ELEKTRONIK

dpv*link* - Produkte schnell finden!
www.compumet.ch
z.B.: dpv*link* 21010 → dpv*link* 21010

ELTEN Wellmaxx - ergonomic outsole

The outsole of the Wellmaxx line is equipped with an Infinergy® sole core of BASF. This core has been used only for sport shoes so far. It is the world's first expanded thermoplastic polyurethane. It is suitable especially for areas with hard floors. By the so-called Rebound effect Infinergy® relieves the wearer who has to expend less strength for walking regaining even energy. The shoe is lighter, but stays permanently durable and keeps its high elasticity even at temperatures of minus 20°C.

MAXXIMAL EFFECTIVITY
With every step Infinergy® absorbs enormous amounts of energy and keeps your feet healthy.

MAXXIMAL WELLNESS
Your feet remain fitter with Infinergy® and tire less quickly.

MAXXIMAL DURABILITY
Infinergy® stays durably elastic and always bounces back into its original shape.

MAXXIMAL BOUNCE
Infinergy® returns a lot more energy and drive to you than conventional materials.

MAXXIMAL PROTECTION OF THE JOINTS
The outstanding cushioning characteristics of Infinergy® steadily prevent the joints from damage.

MAXXIMAL TEMPERATURE RESISTANCE
Infinergy® keeps it full functionality in a wide range from -20 to +40 degrees Celsius.

Safety shoe SENEX XXT

Comfortable safety shoe; upper: water-repellent microfiber/water-repellent textile CORDURA®; closed and padded flap; breathable textile lining; plastic toe cap; metal-free penetration protection; exchangeable ESD insole PRO black; PU/PU outsole WELLMAXX TRAINERS with sole core of Infinergy® by BASF for optimal cushioning; oil- and chemical-resistant, antistatic; slip-resistant. EN ISO 20345 S3 SRC

S3

dpv*link* 23151

Article	Color	Size	Category	Closure
EL-729731	black / red	36-48	S3	lace fastening
EL-729831	black / red	36-48	S3	Boa®

Safety shoe BREEZER XX10

Sporty safety shoe; upper nubuck; padded flap; breathable textile lining; steel toe cap; exchangeable ESD insole PRO black; PU/PU outsole WELLMAXX L10 with sole core of Infinergy® by BASF; oil- and chemical-resistant, antistatic; slip-resistant. EN ISO 20345 S1 SRC

S1

dpv*link* 23173

Article	Color	Size	Category
	Safety shoe BREEZER XX10		
EL-729925	black / red	36-48	S1

Safety shoe NEWTON black

Modern safety shoe; upper water-repellent textile/water-repellent nubuck; breathable textile lining; steel toe cap; exchangeable ESD insole PRO grey; PU/PU outsole WELLMAXX L10 with sole core of Infinergy® by BASF for optimal cushioning; oil- and chemical-resistant, antistatic; slip-resistant. EN ISO 20345 S2 SRC

S2

dpv*link* 23178

Article	Color	Size	Category	Form
	Safety shoe NEWTON black			
EL-729910	black / grey	36-48	S2	low shoe
EL-769910	black / grey	36-48	S2	boot

Safety shoe NEWTON

Modern safety shoe; upper water-repellent textile/water-repellent nubuck; breathable textile lining; steel toe cap; exchangeable ESD insole PRO grey; PU/PU outsole WELLMAXX L10 with sole core of Infinergy® by BASF for optimal cushioning; oil- and chemical-resistant, antistatic; slip-resistant. EN ISO 20345 S2 SRC

S2

dpv*link* 23175

Article	Color	Size	Category	Form
	Safety shoe NEWTON			
EL-729905	blue	36-48	S2	low shoe
EL-769905	blue	36-48	S2	boot

Safety shoe SENSATION XXT

Modern safety shoe; upper hydrophobized textile with jeans look/hydrophobized nubuck; padded flap; breathable textile lining Bioactive; plastic toe cap; ESD insole Pro grey; PU/PU outsole WELLMAXX TRAINERS with sole core of Infinergy® by BASF for optimal cushioning; oil- and chemical-resistant, antistatic; slip-resistant.
EN ISO 20345 S2 SRC

S2

dpv*link* 22500

Article	Color	Size	Category	Form
	Safety shoe SENSATION XXT			
EL-729720	jeans	36-48	S2	low shoe
EL-769720	jeans	36-48	S2	boot

DPV ELEKTRONIK

Weitere Artikel finden Sie unter www.compumet.ch

Safety shoe LAKERS XXT

ELTEN

Sporty and lightweight safety shoe; upper mesh/microfiber; metal- and leather-free; padded flap; breathable textile lining; plastic toe cap; metal-free penetration protection; exchangeable ESD insole PRO black; PU/PU outsole WELLMAXX TRAINERS with sole core of Infinergy® by BASF for optimal cushioning; oil- and chemical-resistant, antistatic; slip-resistant. EN ISO 20345 S1P SRC

WELLMAXX

S1P

dpv*link* 22497

Article	Color	Size	Category	Form
	Safety shoe LAKERS XXT			
EL-729711	black / red	36-48	S1P	low shoe
EL-769711	black / red	36-48	S1P	boot

Safety sandal SCOTT XXT

ELTEN

Comfortable safety sandal; upper mesh/microfiber; padded flap; breathable textile lining; plastic toe cap; metal-free penetration protection; exchangeable ESD insole PRO black; PU/PU outsole WELLMAXX TRAINERS with sole core of Infinergy® by BASF for optimal cushioning; oil- and chemical-resistant, antistatic; slip-resistant. EN ISO 20345 S1P SRC

WELLMAXX

S1P

dpv*link* 22503

Article	Color	Size	Category
	Safety sandal SCOTT XXT		
EL-719731	black	36-48	S1P

Safety shoe IMPULSE Lady XXTL

NEU ELTEN

Comfortable and airy safety shoe; upper microfiber; breathable textile lining; steel toe cap; metal-free penetration protection; exchangeable ESD insole PRO Lady Y black; PU/PU outsole WELLMAXX TRAINERS LADY with sole core of Infinergy® by BASF for optimal cushioning; oil- and chemical-resistant, antistatic; slip-resistant. EN ISO 20345 S1P SRC

WELLMAXX

S1P

dpv*link* 25224

Article	Color	Size	Category	Form
	Safety shoe IMPULSE Lady XXTL			
EL-741301	black / blue	35-42	S1P	sandal
EL-742301	black / blue	35-42	S1P	low shoe

Safety shoe IMPULSE XXT

ELTEN

Comfortable and airy safety shoe; upper microfiber; breathable textile lining; plastic toe cap; exchangeable ESD insole PRO black; PU/PU outsole WELLMAXX TRAINERS with sole core of Infinergy® by BASF for optimal cushioning; oil- and chemical-resistant, antistatic; slip-resistant. EN ISO 20345 S1 SRC

WELLMAXX

S1

dpv*link* 23181

Article	Color	Size	Category	Form
	Safety shoe IMPULSE XXT			
EL-719755	black / blue	36-48	S1	sandal
EL-729755	black / blue	36-48	S1	low shoe

Safety shoe NED / NOEL

ELTEN

Sporty safety shoe; padded flap; breathable textile lining; steel toe cap; exchangeable ESD insole PRO black; PU/PU outsole WELLMAXX L10 with sole core of Infinergy® by BASF for optimal cushioning; oil- and chemical-resistant, antistatic; slip-resistant. EN ISO 20345 S2 SRC

WELLMAXX

S2

dpv*link* 23189

Article	Color	Size	Category	Upper
	Safety shoe NED / NOEL			
EL-729915	black	36-48	S2	leather
EL-729920	black / white	36-48	S2	microfiber

Safety sandal ETHAN Easy

ELTEN

Safety sandal; microfiber, padded flap; plastic toe cap; non-metallic penetration protection; breathable textile lining; exchangeable ESD insole PRO black; TPU/PU outsole; optimal cushioning; outsole: oil- and chemical-resistant, antistatic; slip-resistant, EN ISO 20345 S1 SRC

WELLMAXX

S1

dpv*link* 21126

Article	Color	Size	Category	Form
	Safety sandal ETHAN Easy			
EL-719460	black	40-48	S1	sandal

DPV ELEKTRONIK

dpv*link* - Produkte schnell finden!
www.compumet.ch
z.B.: dpv*link* 21010 → dpv*link* 21010

Safety shoe LELAND GTX

ELTEN

Modern safety shoe; upper water-repellent textile/water-repellent microfiber; padded flap; GORE-TEX® Special Comfort Footwear lining; steel toe cap; metal-free penetration protection; exchangeable ESD insole SPORTIVE black; TPU/PU outsole MAXXIMO with sole core of Infinergy® by BASF for optimal cushioning; oil- and chemical-resistant, antistatic; slip-resistant. EN ISO 20345 S3 SRC

WELLMAXX

S3

dpv*link* 23196

Article	Color	Size	Category	Form
	Safety shoe LELAND GTX			
EL-729581	black / grey	40-48	S3	low shoe

Safety shoe LELAND blue

ELTEN

Breathable safety shoe; upper textile/microfiber; padded flap; breathable textile lining; steel toe cap; metal-free penetration protection; exchangeable ESD insole SPORTIVE black; TPU/PU outsole MAXXIMO with sole core of Infinergy® by BASF for optimal cushioning; oil- and chemical-resistant, antistatic; slip-resistant.
EN ISO 20345 S1P SRC

WELLMAXX

S1P

dpv*link* 23194

Article	Color	Size	Category	Form
	Safety shoe LELAND blue			
EL-729601	black / blue	40-48	S1P	low shoe

Safety shoe LANCE

NEU ELTEN

Modern safety shoe; upper textile/microfiber; padded flap; breathable textile lining; steel toe cap; metal-free penetration protection; exchangeable ESD insole SPORTIVE black; TPU/PU outsole MAXXIMO with sole core of Infinergy® by BASF for optimal cushioning; oil- and chemical-resistant, antistatic; slip-resistant.
EN ISO 20345 S1P SRC

WELLMAXX

S1 S1P

dpv*link* 24271

Article	Color	Size	Category	Form
	Safety shoe LANCE			
EL-729695	grey	40-48	S1	low shoe
EL-729691	black	40-48	S1P	low shoe

Safety shoe LONNY

ELTEN

Sporty safety shoe; upper mesh/microfiber; leather-free equipment; padded flap; breathable textile lining; steel toe cap; metal-free penetration protection; exchangeable insole SPORTIVE ESD black; TPU/PU outsole MAXXIMO with sole core of Infinergy® by BASF for optimal cushioning; oil- and chemical-resistant, antistatic; slip-resistant. EN ISO 20345 SRC

WELLMAXX

S1 S1P

dpv*link* 22509

Article	Color	Size	Category	Form
	Safety shoe LONNY			
EL-719521	black / red	35-48	S1P	sandal
EL-729521	black / red	35-48	S1P	low shoe
EL-729525	black / blue	35-48	S1	low shoe

Low shoe LANA

NEU ELTEN

Modern occupational shoe; upper textile/microfiber; padded flap; breathable lining; exchangeable ESD insole SPORTIVE grey; TPU/PU outsole MAXXIMO with sole core of Infinergy® by BASF for optimal cushioning; oil- and chemical-resistant, antistatic; slip-resistant. EN ISO 20345 O1 SRC

WELLMAXX

01

dpv*link* 25227

Article	Color	Size	Category	Form
	Low shoe LANA			
EL-974610	black / red	36-42	01	low shoe

Safety shoe LARKIN

NEU ELTEN

Sporty safety shoe; upper seamless mesh; padded flap; steel toe cap; breathable textile lining; leather-free; exchangeable insole; TPU/PU outsole WELLMAXX SPORTS with sole core of Infinergy® by BASF for optimal cushioning; slip-resistant, EN ISO 20345 S1 / S1P

WELLMAXX

S1 S1P

dpv*link* 24971

Article	Color	Size	Category	Upper
	Safety shoe LARKIN			
EL-728101	blue	35-48	S1P	mesh
EL-728110	black / blue	35-48	S1	mesh
EL-728111	black / grey	35-48	S1P	mesh

DPV ELEKTRONIK

Weitere Artikel finden Sie unter www.compumet.ch

Low shoe MADDOX

ELTEN

Sporty safety shoe; upper water-repellent textile/water-repellent microfiber/water-repellent nubuck; padded flap; breathable lining; leather-free; exchangeable ESD insole SPORTIVE black; TPU/PU outsole MAXXIMO with sole core of Infinergy® by BASF for optimal cushioning; oil- and chemical-resistant, antistatic; slip-resistant.

Model MADDOX Black Leather (EL-929563) with upper water-repellent nubuck

Variant safety shoe S3 additionally with steel toe cap and metal-free penetration protection

WELLMAXX

02 S3

dpv*link* 23199

Article	Color	Size	Category	Protective toe cap
	Low shoe MADDOX			
EL-929652	black / red	36-49	O2	
EL-929563	black	36-49	O2	
EL-729461	black / light grey	35-48	S3	steel
EL-729561	black / red	40-48	S3	steel

Low shoe MADDOX / MADDIE

ELTEN

Sporty professional shoe; padded flap; breathable textile lining; exchangeable ESD insole SPORTIVE ESD; TPU/PU outsole with sole core of Infinergy® by BASF for optimal cushioning; optimal cushioning; outsole: oil- and chemical-resistant, antistatic; slip-resistant.

Variant safety shoe S1P additionally with steel toe cap and metal-free penetration protection

WELLMAXX

01 S1P

dpv*link* 21128

Article	Color	Size	Category	Upper	Form	Protective toe cap
	Low shoe MADDOX / MADDIE					
EL-949502	grey / blue	36-42	O1	microfiber / textile	low shoe	
EL-729551	grey / blue	40-48	S1P	microfiber / textile	low shoe	steel
EL-749531	grey / blue	35-42	S1P	microfiber / textile	sandal	steel
EL-749501	grey / blue	35-42	S1P	microfiber / textile	low shoe	steel
EL-729571	blue	35-48	S1P	suede / textile	low shoe	steel

Safety shoe MARTEN / MARTY

NEU ELTEN

Safety shoe; upper seamless mesh; padded flap; steel toe cap; breathable textile lining; leather-free; exchangeable insole; TPU/PU outsole WELLMAXX SPORTS with sole core of Infinergy® by BASF for optimal cushioning; slip-resistant, EN ISO 20345 S1P/S3
Model MARTEN Low (EL-728121 and EL-768121) with upper microfiber/mesh
Model Marty Low (EL-728181) with upper water-repellent textile Cordura®

WELLMAXX

S1P S3

dpv*link* 24975

Article	Color	Size	Category	Form	Upper	
	Safety shoe MARTEN / MARTY					
EL-728121	blue	35-48	S1P	low shoe	microfiber / mesh	unisex
EL-768121	blue	35-48	S1P	boot	microfiber / textile	unisex
EL-728181	black / blue	40-48	S3	low shoe	textile / Cordura®	men

Safety shoe LANDON

ELTEN

Stylish safety shoe; upper microfiber/textile; padded flap; breathable textile lining; steel toe cap; metal-free penetration protection; exchangeable ESD insole SPORTIVE black; TPU/PU outsole MAXXIMO with sole core of Infinergy® by BASF for optimal cushioning; oil- and chemical-resistant, antistatic; slip-resistant. EN ISO 20345 S1 SRC

WELLMAXX

S1

dpv*link* 23192

Article	Color	Size	Category
	Safety shoe LANDON		
EL-729505	grey	40-48	S1

Safety shoe VINTAGE

ELTEN

Safety shoe: cowhide waxy in vintage design, padded flap; steel toe cap; textile lining Bioactive; non-metallic penetration protection; exchangeable ESD insole PRO Lady grey; TPU/PU outsole; optimal cushioning; outsole: oil- and chemical-resistant, antistatic; slip-resistance, EN ISO 20345 S3 SRC

S3

dpv*link* 19064

Article	Color	Size	Category	Form
	Safety shoe VINTAGE			
EL-74101	grey	35-42	S3	sneaker
EL-721071	grey	37-48	S3	sneaker
EL-74201	grey	35-42	S3	boot

DPV ELEKTRONIK

dpv*link* - Produkte schnell finden!
www.compumet.ch
z.B.: dpv*link* 21010 → dpv*link* 21010

Safety shoe SENSATION

ELTEN

Safety shoe: hydrophobized textile in jeans optics and hydrophobized nubuck, padded flap; steel toe cap; textile lining Bioactive; exchangeable ESD insole PRO grey; TPU/PU outsole; optimal cushioning; outsole: oil- and chemical-resistant, antistatic; slip-resistance, EN ISO 20345 S2 SRC

S2

dpv*link* 19058

Article	Color	Size	Category	Form
	Safety shoe SENSATION			
EL-72106	black	37-47	S2	sneaker
EL-74106	black	35-42	S2	sneaker
EL-76106	black	37-47	S2	boot

Safety shoe BREEZER

ELTEN

Safety shoe: nubuck; neon-yellow reflective material, padded flap; steel toe cap; breathable textile lining; exchangeable ESD insole PRO black; TPU/PU outsole; optimal cushioning; outsole: oil- and chemical-resistant, antistatic; slip-resistance, EN ISO 20345 S1P SRC

S1 S1P

dpv*link* 19066

Article	Color	Size	Category	Form
	Safety shoe BREEZER			
EL-74121	black / neon	35-42	S1P	sneaker
EL-72109	grey / yellow	37-47	S1	sneaker

Safety shoe MAVERICK / LAKERS

ELTEN

Safety shoe; upper microfiber with mesh element; padded flap; leather-free equipment; plastic toe cap; metal-free penetration protection; breathable textile lining; exchangeable ESD insole PRO black; PU/PU outsole FUN; outsole: oil- and chemical-resistant, antistatic; slip-resistant, EN ISO 20345 S1P SRC

S1P

dpv*link* 21447

Article	Color	Size	Category	Protective toe cap
	Safety shoe MAVERICK / LAKERS			
EL-723351	blue	38-48	S1P	steel
EL-724451	black	35-49	S1P	plastic

Safety shoe JOURNEY

ELTEN

Safety shoe, padded flap; steel toe cap; partially metal-free penetration protection; breathable textile lining; exchangeable ESD insole SPORTIVE; TPU/PU outsole; optimal cushioning; outsole: oil- and chemical-resistant, antistatic; slip-resistant. EN ISO 20345 SRC

S1 S1P

dpv*link* 21132

Article	Color	Size	Category
	Safety shoe JOURNEY		
EL-729630	grey	40-48	S1
El-729621	black / blue	40-48	S1P

Safety shoe MILA

ELTEN

Sporty safety shoe: padded flap; steel toe cap; partially metal-free penetration protection; breathable textile lining; exchangeable ESD insole Ladies ESD grey; PU/PU outsole NOVA; optimal cushioning; outsole: oil- and chemical-resistant, antistatic; slip-resistant, EN ISO 20345 SRC

S1

dpv*link* 22535

Article	Color	Size	Category	Form
	Safety shoe MILA			
EL-74710	grey / turquoise	35-42	S1	sandal
EL-74720	grey / turquoise	35-42	S1	low shoe

Safety shoe IMPULSE Aqua

ELTEN

Modern safety shoe: microfiber; padded flap; steel toe cap; breathable textile lining; leather-free equipment; exchangeable ESD insole Ladies black; metal-free penetration protection; PU/PU outsole NOVA; optimal cushioning; outsole: oil- and chemical-resistant, antistatic; slip-resistance, EN ISO 20345 S1P SRC

S1P

dpv*link* 20188

Article	Color	Size	Category	Closure
	Safety shoe IMPULSE Aqua			
EL-74801	black / turquoise	35-42	S1P	velcro fastener
EL-74811	black / turquoise	35-42	S1P	quick-release fastener
EL-74831	black / turquoise	35-42	S1P	Boa®

DPV ELEKTRONIK

Weitere Artikel finden Sie unter www.compumet.ch

Safety shoe IMPULSE Grey

ELTEN

Lightweight safety shoe; upper microfiber; padded flap; metal- and leather-free; plastic toe cap; breathable textile lining; exchangeable semi-orthopedic insole ESD; TPU/PU outsole BIOMEX DYNAMICS; oil- and chemical-resistant, antistatic; slip-resistant. EN ISO 20345 S1 SRC

S1

dpv*link* 22515

Article	Color	Size	Category	Form
	Safety shoe IMPULSE Grey			
EL-72245	black / grey	36-47	S1	low shoe
EL-71245	black / grey	36-47	S1	sandal

Safety shoe IMPULSE Green

ELTEN

Lightweight safety shoe; upper microfiber; padded flap; metal-free penetration protection; plastic toe cap; breathable textile lining; exchangeable semi-orthopedic insole ESD; TPU/PU outsole BIOMEX DYNAMICS; oil- and chemical-resistant, antistatic; slip-resistant. EN ISO 20345 S1P SRC

S1P

dpv*link* 22519

Article	Color	Size	Category	Form
	Safety shoe IMPULSE Green			
EL-712551	black / green	36-47	S1P	sandal
EL-722551	black / green	36-47	S1P	low shoe
EL-762551	black / green	36-47	S1P	boot

Safety shoe AMBITION BOA

ELTEN

Safety shoe with BOA® closure system: hydrophobized nubuck/textile; closed, padded flap; steel toe cap; breathable textile lining; semi-orthopedic ESD insole DIMENSION PRO; metal-free penetration protection; TPU/PU outsole; optimal cushioning; outsole: oil- and chemical-resistant, antistatic; slip-resistance, EN ISO 20345 S2 SRC

S2

dpv*link* 19068

Article	Color	Size	Category
	Safety shoe AMBITION BOA		
EL-72752	black / yellow	36-48	S2

Safety shoe MOTION AIR

ELTEN

Safety shoe: mesh material/microfiber, padded flap; plastic toe cap; textile lining Bioactive; ESD insole PRO black; TPU/PU outsole; optimal cushioning; outsole: oil- and chemical-resistant, antistatic; slip-resistance, EN ISO 20345 S1 SRC

S1

dpv*link* 19076

Article	Color	Size	Category
	Safety shoe MOTION AIR		
EL-72170	black / red	38-47	S1

Safety shoe MOTION

ELTEN

Safety shoe: hydrophobized microfiber/CORDURA®; metal-free; closed padded flap; plastic toe cap; breathable textile lining; ESD insole PRO grey; TPU/PU outsole; optimal cushioning; outsole: oil- and chemical-resistant, antistatic; slip-resistance, EN ISO 20345 S2 SRC

S2

dpv*link* 19078

Article	Color	Size	Category
	Safety shoe MOTION		
EL-72182	black / grey	38-47	S2

Safety shoe EASY

ELTEN

Safety shoe: mesh material/textile; padded flap; steel toe cap; breathable textile lining; ESD insole PRO grey; TPU/PU outsole; optimal cushioning; outsole: oil- and chemical-resistant, antistatic; slip-resistance, EN ISO 20345 S1 SRC

S1

dpv*link* 19074

Article	Color	Size	Category
	Safety shoe EASY		
EL-72178	black / blue	39-48	S1

DPV ELEKTRONIK

dpv*link* - Produkte schnell finden!
www.compumet.ch
z.B.: dpv*link* 21010 → dpv*link* 21010

Safety shoe SENEX / SCOTT

ELTEN

Safety shoe: microfiber/textile; metal-free; padded flap; plastic toe cap; breathable textile lining; ESD insole PRO black; TPU/PU outsole; outsole: oil- and chemical-resistant, antistatic; slip-resistance, EN ISO 20345 S1 SRC

S1 S2

dpv*link* 20179

Article	Color	Size	Category	Closure
	Safety shoe SENEX / SCOTT			
EL-71872	black / red	35-48	S1	velcro fastener
EL-72872	black / red	35-48	S2	lace fastening

Safety shoe DIRECTOR XXB

ELTEN

Safety shoe with business look; upper microfiber; padded flap; breathable textile lining; steel toe cap; exchangeable ESD insole SPORTIVE grey; PU/PU outsole WELLMAXX BUSINESS with sole core of Infinergy® by BASF; oil- and chemical-resistant, antistatic; slip-resistant. EN ISO 20345 S1 SRC

WELLMAXX

S1

dpv*link* 23185

Article	Color	Size	Category
	Safety shoe DIRECTOR XXB		
EL-729592	grey	40-48	S1
EL-729594	blue	40-48	S1
EL-729593	black	40-48	S1

Safety shoe OFFICER / ADVISER / OFFICER LADY

ELTEN

Elegant safety shoe; cowhide; padded flap; steel toe cap; leather lining; ESD insole; PU outsole; optimal cushioning; outsole: oil- and chemical-resistant, antistatic; slip-resistance, EN ISO 20345 S2 SRC

S2

dpv*link* 19088

Article	Color	Size	Category	Upper	
	Safety shoe OFFICER / ADVISER / OFFICER LADY				
EL-71307	black	40-48	S2	leather / perforated	men
EL-71306	black	40-48	S2	leather	men
EL-74304	black	36-42	S2	leather / perforated	women

Insoles

ESD PRO - insole

ELTEN

- ESD compliant
- anatomically shaped footbed
- dimensionally stable and permanently flexible
- odor-absorbing due to active carbon absorber
- high moisture absorption and release
- unisex and women's model

dpv*link* 19195

Article	Type	Size	
	ESD PRO - insole		
EL-204054	ESD PRO	35-52	unisex
EL-204056	ESD PRO LADY insole	35-42	women

DPV ELEKTRONIK

Weitere Artikel finden Sie unter www.compumet.ch

atlas® the shoe company

As one of the leading manufacturers of safety shoes in Europe Atlas sets a high value on high quality and innovative technologies. Its safety shoes are characterized by high-quality materials such as leather, Sportline textile or mesh as well as a breathable functional lining. Further features are the alu-tec® aluminum toe cap and the innovative Innoflex® sole concept. The safety shoes are also suitable for orthopedic insoles and offer an excellent ESD protection.

In compliance with the ESD standard DIN EN 61340-5-1

ESD-geprüfte Schuhe
nach EN 61340

Sicherheitsschuhe SB
nach EN ISO 20345

Sicherheitsschuhe S1
nach EN ISO 20345

Sicherheitsschuhe S1P
nach EN ISO 20345

Sicherheitsschuhe S2
nach EN ISO 20345

Sicherheitsschuhe S3
nach EN ISO 20345

Zehenschutzkappe Aluminium

Durchtrittschutz metallfrei

DGUV Regel 112-191
Geeignet für orthopädische Einlegesohlen nach DGUV-Regel 112-191

Dämpfende MPU® Komfort-Zwischensohle
für schonendes, ermüdungsfreies Laufen

Feuchtigkeitsregulierend
für einen trockenen Fuss

clima-stream®:
Atmungsaktiver Schuh, passt sich Umgebungstemperatur an

BOA® Drehverschlusssystem
für müheloses Verschliessen des Schuhs

Secosol®
geeignet für orthopädische Einlegesohlen Secosol®

Safety shoes

Safety shoe Flash 1000 / 1005 / 1300 / 1305 / 1600 / 1605

Safety shoe; upper mesh material, tip protection; alu-tec® aluminium toe cap; integrated climate zone; aktiv-X functional lining; exchangeable insole; MPU® INNOFLEX SYSTEM® sole; 3D shock-absorption for insoles, ESD equipment; outsole: oil-, acid- and fuel-resistant, antistatic; slip-resistant.

S1 S1P

dpv*link* 21071

Article	Color	Size	Category	Form	Closure
	Safety shoe Flash 1000 / 1005 / 1300 / 1305 / 1600 / 1605				
AT-1600ESD	black	36-48	S1	sandal	velcro fastener
AT-1600-1ESD	black	49	S1	sandal	velcro fastener
AT-1605ESD	black	36-48	S1P	sandal	velcro fastener
AT-1605-1ESD	black	49	S1P	sandal	velcro fastener
AT-1000ESD	blue	36-48	S1	low shoe	lace fastening
AT-1000-1ESD	blue	49	S1	low shoe	lace fastening
AT-1005ESD	blue	36-48	S1P	low shoe	lace fastening
AT-1005-1ESD	blue	49	S1P	low shoe	lace fastening
AT-1300ESD	black	36-48	S1	low shoe	lace fastening
AT-1300-1ESD	black	49	S1	low shoe	lace fastening
AT-1305ESD	black	36-48	S1P	low shoe	lace fastening
AT-1305-1ESD	black	49	S1P	low shoe	lace fastening

Safety shoe Flash 2000 / 2005 / 3200 / 3205

Safety shoe; upper mesh material, neon reflective stripes, carbon-fiber reinforced tip protection; alu-tec® aluminium toe cap; integrated climate zone; aktiv-X functional lining; exchangeable insole; MPU® INNOFLEX SYSTEM® sole; 3D shock-absorption for insoles, ESD equipment; outsole: oil-, acid- and fuel-resistant, antistatic; slip-resistant.

S1 S1P

dpv*link* 21067

Article	Color	Size	Category	Closure
	Safety shoe Flash 2000 / 2005 / 3200 / 3205			
AT-2000ESD	black	36-48	S1	lace fastening
AT-2000-1ESD	black	49	S1	lace fastening
AT-2005ESD	black	36-48	S1P	lace fastening
AT-2005-1ESD	black	49	S1P	lace fastening
AT-3200ESD	black	36-48	S1	Boa® / quick-release fastener
AT-3200-1ESD	black	49	S1	Boa® / quick-release fastener
AT-3205ESD	black	36-48	S1P	Boa® / quick-release fastener
AT-3205-1ESD	black	49	S1P	Boa® / quick-release fastener

DPV ELEKTRONIK

dpv*link* - Produkte schnell finden!
www.compumet.ch
z.B.: dpv*link* 21010 → dpv*link* 21010

Safety shoe Flash 2600 / 2605 XP®

Safety shoe; upper mesh material, neon reflective stripes, carbon-fiber reinforced tip protection; alu-tec® aluminium toe cap; integrated climate zone; aktiv-X functional lining; exchangeable insole; MPU® INNOFLEX SYSTEM® sole; 3D shock-absorption for insoles, ESD equipment; outsole: oil-, acid- and fuel-resistant, antistatic; slip-resistant.

S1 S1P ALU DGUV 112-119 3D AKTIV X

dpv*link* 21069

Article	Color	Size	Category
	Safety shoe Flash 2600 / 2605 XP®		
AT-2600ESD	black / green	36-48	S1
AT-2600-1ESD.49	black / green	49	S1
AT-2605ESD	black / green	36-48	S1P
AT-2605-1ESD.49	black / green	49	S1P

Safety shoe Flash 4000 / 4005 / 4600 / 4605

Safety shoe; SPORTLINE upper material, carbon-fiber reinforced tip protection; alu-tec® aluminum toe cap; integrated climate zone; aktiv-X functional lining; exchangeable insole; MPU® INNOFLEX SYSTEM® sole; 3D cushioning system for insoles, ESD features; reflective neon stripes; outsole: oil- acid and benzene-resistant, antistatic; slip-resistant.

S1 S1P ALU METAL FREE DGUV 112-119 3D AKTIV X

dpv*link* 21018

Article	Color	Size	Category	Form	Closure
	Safety shoe Flash 4000 / 4005 / 4600 / 4605				
AT-4600ESD	blue / green	36-48	S1	sandal	velcro fastener
AT-4600-1ESD	blue / green	49	S1	sandal	velcro fastener
AT-4605ESD	blue / green	36-48	S1P	sandal	velcro fastener
AT-4605-1ESD	blue / green	49	S1P	sandal	velcro fastener
AT-4000ESD	blue / green	36-48	S1	low shoe	lace fastening
AT-4000-1ESD	blue / green	49	S1	low shoe	lace fastening
AT-4005ESD	blue / green	36-48	S1P	low shoe	lace fastening
AT-4005-1ESD	blue / green	49	S1P	low shoe	lace fastening

Alle mit diesem Symbol markierten Schuhmodelle sind für Secosol® geeignet.
Weitere Informationen finden Sie unter dpv*link* 20191

Safety sandal SL26 2.0 / SL46 2.0

Safety sandal; carbon fiber reinforced tip protection; alu-tec® aluminum toe cap; clima-stream® functional lining; velcro fastener; exchangeable ESD insole; MPU® INNOFLEX SYSTEM® sole; optimal damping behavior; suitable for orthopedic insoles; outsole: oil- and chemical-resistant, antistatic; slip-resistant. EN ISO 20345 S1 SRC

S1 ALU DGUV 112-119 3D CLIMA STREAM®

dpv*link* 17905

Article	Color	Size	Category
	Safety sandal SL26 2.0 / SL46 2.0		
AT-SL26ESD	black / green	36-48	S1
AT-SL26-1ESD	black / green	49	S1
AT-SL46ESD	black / blue	36-48	S1
AT-SL46-1ESD	black / blue	49	S1

Safety shoe SL20 / SL920 2.0 GREEN

Safety shoe; perforated SPORTLINE upper; carbon fiber reinforced tip protection; alu-tec® aluminum toe cap; clima-stream® functional lining; exchangeable ESD insole; 3D cushioning system; suitable for orthopedic insoles; MPU® INNOFLEX SYSTEM® sole; outsole: oil- and chemical-resistant, antistatic; slip-resistant. EN ISO 20345 S1 SRC

S1 ALU DGUV 112-119 3D CLIMA STREAM®

dpv*link* 17903

Article	Color	Size	Category	Closure
	Safety shoe SL20 / SL920 2.0 GREEN			
AT-SL20ESD	black / green	36-48	S1	lace fastening
AT-SL20-1ESD	black / green	49	S1	lace fastening
AT-SL920ESD	black / green	36-48	S1	Boa® / quick-release fastener
AT-SL920-1ESD	black / green	49	S1	Boa® / quick-release fastener

DPV ELEKTRONIK

Weitere Artikel finden Sie unter www.compumet.ch

Safety shoe SL9405 2.0 XP® BOA®

Safety shoe with Boa® closure system; perforated SPORTLINE upper; aktiv-X functional lining; XP® metal-free penetration protection; carbon-fiber reinforced tip protection; alu-tec® aluminum toe cap; MPU® INNOFLEX SYSTEM® sole; 3D cushioning system; suitable for orthopedic insoles; outsole: oil- and chemical-resistant, antistatic; slip-resistant. EN ISO 20345 S1P SRC

S1P · ALU · METAL FREE · DGUV 112-119 · 3D · CLIMA STREAM® · BOA

dpv*link* 21609

Article	Color	Size	Category
	Safety shoe SL9405 2.0 XP® BOA®		
AT-SL9405ESD	black / blue	36-48	S1P
AT-SL9405-1ESD.49	black / blue	49	S1P

Safety shoe SL40 / SL82 2.0 BLUE

Safety shoe; perforated SPORTLINE upper material; carbon fiber reinforced tip protection; alu-tec® aluminum toe cap; clima-stream® functional lining; exchangeable ESD insole; MPU® INNOFLEX SYSTEMsole; 3D cushioning system; suitable for orthopedic insoles, ESD equipment; outsole: oil- and chemical-resistant, antistatic; slip-resistance according to EN ISO 20345 S1 SRC

S1 · ALU · DGUV 112-119 · 3D · CLIMA STREAM®

dpv*link* 17907

Article	Color	Size	Category	Form
	Safety shoe SL40 / SL82 2.0 BLUE			
AT-SL40ESD	black / blue	36-48	S1	low shoe
AT-SL40-1ESD	black / blue	49	S1	low shoe
AT-SL82ESD	black / blue	36-48	S1	boot

Safety shoe SL60 / SL80 2.0 BLUE

Safety shoe; SOFT nubuck; carbon fiber reinforced MPU tip protection; alu-tec® aluminum toe cap; aktiv-X functional lining; exchangeable ESD insole; MPU® INNOFLEX SYSTEM® sole; 3D cushioning system; suitable for orthopedic insoles, ESD equipment; outsole: oil- and chemical-resistant, antistatic; slip-resistance according to EN ISO 20345 S2 SRC

S2 · ALU · DGUV 112-119 · 3D · AKTIV X

dpv*link* 19044

Article	Color	Size	Category	Form
	Safety shoe SL60 / SL80 2.0 BLUE			
AT-SL60ESD	black / blue	36-48	S2	low shoe
AT-SL60-1ESD	black / blue	49	S2	low shoe
AT-SL80ESD	black / blue	36-48	S2	boot

Safety sandal SL36 2.0 RED

Safety sandal; SPROTLINE upper; carbon fiber reinforced tip protection; alu-tec® aluminum toe cap; clima-stream® functional lining; aktiv-X functional lining; velcro fastener; exchangeable ESD insole; MPU® INNOFLEX SYSTEM® sole; 3D absorption system; suitable for orthopedic insoles; outsole: oil- and chemical-resistant, antistatic; slip-resistance according to EN ISO 20345 : S1 SRC

S1 · ALU · DGUV 112-119 · 3D · CLIMA STREAM®

dpv*link* 19199

Article	Color	Size	Category
	Safety sandal SL36 2.0 RED		
AT-SL36ESD	black / red	36-48	S1
AT-SL36-1ESD	black / red	49	S1

Safety shoe SL30 2.0/SL32 2.0 RED

Safety shoe; perforated SPORTLINE upper; carbon fiber reinforced tip protection; alu-tec® aluminum toe cap; clima-stream® functional lining; aktiv-X functional lining; exchangeable ESD insole; MPU® INNOFLEX SYSTEMsole; 3D absorption system; suitable for orthopedic insoles; outsole: oil- and chemical-resistant, antistatic; slip-resistance according to EN ISO 20345 S1 SRC

S1 · ALU · DGUV 112-119 · 3D · CLIMA STREAM®

dpv*link* 19201

Article	Color	Size	Category	Form
	Safety shoe SL30 2.0/SL32 2.0 RED			
AT-SL30ESD	black / red	36-48	S1	low shoe
AT-SL30-1ESD	black / red	49	S1	low shoe
AT-SL32ESD	black / red	36-48	S1	boot

Safety shoe GX350 Black

Safety shoe; SPORTLINE upper material; clima-stream® concept; aktiv-X functional lining; Velcro fastener; exchangeable insole; MPU® Light sole technology; 3D damping system for insoles; outsole: oil-, acid- and fuel-resistant, antistatic; slip-resistant according to EN ISO 20345 S1 SRC

S1 · DGUV 112-119 · 3D · CLIMA STREAM®

dpv*link* 20118

Article	Color	Size	Category
	Safety shoe GX350 Black		
AT-GX350ESD	black / blue	35-43	S1

DPV ELEKTRONIK

dpv*link* - Produkte schnell finden!
www.compumet.ch
z.B.: dpv*link* 21010 → dpv*link* 21010

Safety sneaker GX100/GX160/GX240/GX260

Safety shoe; upper mesh material with integrated climate zone; steel toe cap; aktiv-X functional lining; lacing; exchangeable insole; MPU® Light sole technology; 3D damping system for insoles; outsole: oil-, acid- and fuel-resistant, antistatic; slip-resistant according to EN ISO 20345 S1 SRC

S1 DGUV 112-119 3D AKTIV X CLIMA STREAM

dpv*link* 22605

Article	Color	Size	Category	Closure
	Safety sneaker GX100/GX160/GX240/GX260			
AT-GX100ESD	blue / rose	35-43	S1	lace fastening
AT-GX160ESD	blue / rose	35-43	S1	velcro fastener
AT-GX240ESD	black / grey	35-43	S1	lace fastening
AT-GX260ESD	black / grey	35-43	S1	velcro fastener

Safety shoe GX130/GX132/GX133/GX134 Women

Safety shoe; SPORTLINE upper material; steel toe cap, clima-stream® concept; aktiv-X functional lining; lacing; exchangeble insole; MPU® Light sole technology; 3D damping system for insoles; outsole: oil-, acid- and fuel-resistant, antistatic; slip-resistant according to EN ISO 20345 S1 SRC

S1 DGUV 112-119 3D CLIMA STREAM

dpv*link* 20102

Article	Color	Size	Category
	Safety shoe GX130/GX132/GX133/GX134 Women		
AT-GX130ESD	black / blue	35-43	S1
AT-GX132ESD	black / green	35-43	S1
AT-GX133ESD	black / red	35-43	S1
AT-GX134ESD	anthracite / blue	35-43	S1

Safety clog GX 390 black

Safety clog; upper SPORTLINE; steel toe cap; clima-stream® functional lining; comfort insole; MPU®Light sole technology; antistatic; outsole: oil- and chemical-resistant, antistatic; slip-resistant according, EN ISO 20345 SB SRC

SB CLIMA STREAM

dpv*link* 19598

Article	Color	Size	Category
	Safety clog GX 390 black		
AT-GX390ESD	black / blue	35-43	SB

Safety sandal TX360 S1 ESD

Safety sandal; SPORTLINE upper material; carbon-fiber reinforced MPU toe protection; clima-stream® concept; aktiv-X functional lining; Velcro fastener; exchangeable insole; MPU® Innoflex System sole technology; 3D damping system for insoles, ESD equipment; outsole: oil-, acid- and fuel-resistant, antistatic; slip-resistant according to EN ISO 20345 S1 SRC

S1 DGUV 112-119 3D CLIMA STREAM

dpv*link* 20109

Article	Color	Size	Category
	Safety sandal TX360 S1 ESD		
AT-TX360ESD	black / blue	36-48	S1
AT-TX360-1ESD	black / blue	49-50	S1

Safety shoe CF2

Safety shoe; upper microfiber; safety reflective stripes; carbon-fiber reinforced MPU toe protection; steel toe cap, clima-stream® concept; aktiv-X functional lining; 3D shock absorption; exchangeable insoles, suitable for insoles, ESD equipment; MPU® Innoflex System sole technology; outole: oil-, acid- and fuel-resistant, antistatic; EN ISO 20345 S1 SRC

S1 DGUV 112-119 3D CLIMA STREAM

dpv*link* 21073

Article	Color	Size	Category
	Safety shoe CF2		
AT-CF2ESD	black	36-48	S1
AT-CF2-1ESD	black	49	S1

DPV ELEKTRONIK

Weitere Artikel finden Sie unter www.compumet.ch

Safety sneaker A422 women

Safety sneaker; upper material: SPROTLINE microfiber; aktiv-X functional lining; exchangeable ESD insole; 3D cushioning system, suitable for the insole equipment, ESD equipment, Sneaker sole technology; outsole oil- and chemical-resistant, antistatic; EN ISO 20345 S1

S1

dpv*link* 22604

Article	Color	Size	Category
	Safety sneaker A422 women		
AT-A422ESD	grey	36-43	S1

Safety sneaker A240/A420

Safety sneaker; upper material: SPROTLINE microfiber, partially perforated; steel toe cap; aktiv-X functional lining; exchangeable ESD insole; 3D cushioning system, suitable for the insole equipment, ESD equipment, Sneaker sole technology; outsole oil- and chemical-resistant, antistatic; EN ISO 20345 S1

S1

dpv*link* 16922

Article	Color	Size	Category
	Safety sneaker A240/A420		
AT-A240ESD	black / green	36-48	S1
AT-A240-1ESD	black / green	49	S1
AT-A420ESD	black / blue	36-48	S1
AT-A420-1ESD	black / blue	49	S1

Safety sneaker A100/A515

Safety sneaker; upper material: soft full-grain leather; steel toe cap; metal-free penetration protection; aktiv-X functional lining; exchangeable ESD insole; 3D cushioning system, suitable for the insole equipment, ESD equipment, Sneaker sole technology; outsole oil- and chemical-resistant, antistatic; EN ISO 20345

S2 S3

dpv*link* 20114

Article	Color	Size	Category	Form
	Safety sneaker A100/A515			
AT-A100ESD	brown	36-48	S2	sneaker
AT-A515ESD	brown	36-48	S3	boot

Safety sneaker A280/A585

Safety sneaker; upper material: soft full-grain leather; steel toe cap; metal-free penetration protection; aktiv-X functional lining; exchangeable ESD insole; 3D cushioning system, suitable for the insole equipment, ESD equipment, Sneaker sole technology; outsole oil- and chemical-resistant, antistatic; AT-585ESD in addition with XP® metal-free penetration protection. EN ISO 20345 S2 / S3

S2 S3

dpv*link* 20112

Article	Color	Size	Category	Form
	Safety sneaker A280/A585			
AT-A280ESD	black	36-48	S2	sneaker
AT-A280-1ESD	black	49	S2	sneaker
AT-A585ESD	black	36-48	S3	boot

Safety shoe Office

Safety shoe; upper material: soft full-grain calf leather, steel toe cap, aktiv-X fonctional lining; lacing; exchangeable insole; MPU® Light sole technology; 3D damping system for insoles, ESD equipment; outsole: oil-, acid- and fuel-resistant, antistatic; slip-resistant according to EN ISO 20345 S2 SRC

S2

dpv*link* 20122

Article	Color	Size	Category	Form
	Safety shoe Office			
AT-CX340ESD	black	39-48	S2	low shoe
AT-CX540ESD	black	39-47	S2	boot
AT-CX320ESD	black	39-47	S2	low shoe

Safety shoe CX 200 Office women

Women's safety shoe; upper leather, comfortable women's last, comfort heel: steel toe cap; aktiv-X functional lining; exchangeable insole with heel cushioning; MPU® Office sole technology; 3D shock absorption for orthopedic insoles; oil- and chemical-resistant, antistatic; EN ISO 20345:S2

S2

dpv*link* 16921

Article	Color	Size	Category
	Safety shoe CX 200 Office women		
AT-CX200ESD	black	35-43	S2

DPV ELEKTRONIK

dpv*link* - Produkte schnell finden!
www.compumet.ch
z.B.: dpv*link* 21010 → dpv*link* 21010

Safety shoe CX

Safety shoe; upper breathable microfiber, steel toe cap, aktive-X functional lining, exchangeable insole, 3D shock absorption for orthopedic insoles, ESD equipment, MPU® sole technology; oil-, acid- and fuel-resistant, antistatic; EN ISO 20345 S1 SRC

S1 DGUV 112-119 AKTIV X

dpv*link* 21076

Article	Color	Size	Category	
	Safety shoe CX			
AT-CX50ESD	black	39-48	S1	men
AT-CX56ESD	grey	39-48	S1	men
AT-CX40ESD	black	35-43	S1	women
AT-CX46ESD	grey	35-43	S1	women

Insoles

ESD Clima Comfort insole

- suitable for all Atlas shoes
- ESD-compliant

dpv*link* 21672

Article	Color	Size
	ESD Clima Comfort insole	
AT-92000	green	36-48

ERGO-MED® insoles

Running and walking take on a genuine feeling of well being: the exclusive Ergo-Med® insoles offer relaxation for your feet.
Available in three different thicknesses - the insoles support the longitudinal arch area and adapt optimally to suit your feet, therefore assuring comfortable padding. Outstanding cushioning and uniform weight distribution provide tangible relieve for sensitive pain and pressure points. They are antistatic and can therefore also be worn in ESD shoes.
Relaxation you can feel: step by step.
Certified for all ATLAS® safety shoes in accordance with EN ISO 20345

- Ergo-Med® blue - developed for the normal classic foot
- Ergo-Med® green - developed for the flatfoot
- Ergo-Med® red - developed for the hollow foot

dpv*link* 17407

Article	Color	Size
	ERGO-MED® insoles	
AT-99000	blue	36-49
AT-99100	green	36-49
AT-99200	red	36-49



For further information are available under dpv*link* 20722.

DPV ELEKTRONIK

Weitere Artikel finden Sie unter www.compumet.ch

uvex

Nothing is more important than the safety of people in their day-to-day work! This is why uvex is constantly developing their products based on pioneering technologies. The objective: combining protection, wearing comfort and relief in every product in the best possible way.

In compliance with the ESD standard DIN EN 61340-5-1

climazone uvex climazone is an innovative head-to-toe climate control system. uvex has combined its expertise in research and product development using intelligent materials and processing technologies to develop a unique range of climate-optimizing safety products, such as climate-optimizing safety footwear.

Hot or cold feet, discomfort caused by heavy perspiration - a perfect climate regulation is demanded especially in safety footwear:

- perceived comfort with uvex climazone
- regulation of the individual body climate
- working with a remaining well-being
- longer lasting performance
- optimal wearing comfort in every situation

The uvex comfortable climate insole provides all-over cushioning of the foot and ensures comfort in high-strain zones. It is breathable and is made of moisture-absorbing materials. The cushioning zones support the natural walking movement. The upper is skin-friendly and pleasant.

The uvex xenova® system is a performant, completely metal-free safety system to protect the foot inside a safety shoe.
The uvex xenova® duo toe cap fits perfectly without any pressure points. The cap is fully lined with soft, comfortable padding ensuring increased wearer comfort when kneeling and during impacts.

ESD-geprüfte Schuhe
nach EN 61340

Berufsschuhe O1
nach EN ISO 20347

Sicherheitsschuhe S1
nach EN ISO 20345

Sicherheitsschuhe S1P
nach EN ISO 20345

Sicherheitsschuhe S2
nach EN ISO 20345

Sicherheitsschuhe S3
nach EN ISO 20345

Zertifiziert für orthopädische Anpassungen
(nach DGUV 112-191/ÖNORM Z 1259)

Sicherheitsschuhe mit Herrenleisten
(Grössen 41 bis 52 mit reinen Herrenleisten gefertigt)

Sicherheitsschuhe mit Damenleisten
(Grössen 35 bis 40 mit reinen Damenleisten gefertigt)

Spezielle lackneutrale Sohlenmaterialien,
welche die Lackbenetzung von Oberflächen nicht beeinträchtigen (von der Automobilindustrie geprüft und freigegeben)

Komplett metallfreie xenova® Zehenschutzkappe

Occupational and safety footwear

Professional shoe ESD 1 Sport nc

uvex

Professional shoe; upper textile; exchangeable, shock-absorbing comfort insole; suitable for orthopedic insoles; PU/PU outsole; slip-resistant.
EN ISO 20347:2012 O1 SRC FO

dpv*link* 24238

Article	Color	Size	Category	Upper	Form
	Professional shoe ESD 1 Sport nc				
UX-65938	black / grey	35-52	O1	textile	low shoe
UX-65958	black / white	35-52	O1	textile	low shoe

Safety shoe ESD 1 Sport

uvex

Safety shoe; upper textile; xenova® plastic toe cap; metal-free penetration protection; exchangeable, shock-absorbing comfort insole; suitable for orthopedic insoles; PU/PU outsole; slip-resistant. EN ISO 20345:2011 S1 SRC

dpv*link* 24227

Article	Color	Size	Category	Upper	Form
	Safety shoe ESD 1 Sport				
UX-65902	black	35-52	S1P	textile	low shoe

Safety shoe ESD 1 ladies

uvex

Safety shoe; upper micro suede; perforated; large xenova® plastic toe cap; exchangeable, shock-absorbing comfort insole; suitable for orthopedic insoles; PU/PU outsole; slip-resistant. EN ISO 20345:2011 S1 SRC

dpv*link* 24290

Article	Color	Size	Category	Closure	Form
	Safety shoe ESD 1 ladies				
UX-85608	grey / pink	35-43	S1	velcro fastener	sandal
UX-85618	grey / pink	35-43	S1	lace fastening	low shoe

DPV ELEKTRONIK
dpv*link* - Produkte schnell finden!
www.compumet.ch
z.B.: dpv*link* 21010 → dpv*link* 21010

Safety shoe ESD 1 Sport

uvex

Safety shoe; upper textile; xenova® plastic toe cap; exchangeable, shock-absorbing comfort insole; suitable for orthopedic insoles; PU/PU outsole; slip-resistant.
EN ISO 20345:2011 S1 SRC

S1

dpv*link* 24229

Article	Color	Size	Category	Upper	Form
	Safety shoe ESD 1 Sport				
UX-65972	pink	35-43	S1P	textile	low shoe
UX-65992	blue	35-52	S1P	textile	low shoe
UX-65988	black	35-52	S1	textile	low shoe

Safety shoe ESD 1

uvex

Safety shoe; upper micro suede; perforated; xenova® plastic toe cap; exchangeable, shock-absorbing comfort insole; suitable for orthopedic insoles; PU/PU outsole; slip-resistant. EN ISO 20345:2011 S1 SRC

S1

dpv*link* 24233

Article	Color	Size	Category	Closure	Form
	Safety shoe ESD 1				
UX-85428	black / lime	35-52	S1	velcro fastener	sandal
UX-85438	black / lime	35-52	S1	quick-release fastener	low shoe
UX-65658	black / lime	35-52	S1	Boa® / quick-release fastener	low shoe

Safety shoe ESD 1 G2

uvex

Safety shoe with quick-release fastener; upper micro suede (perforated); Distance mesh lining; large xenova® plastic toe cap; exchangeable, shock-absorbing comfort insole; suitable for orthopedic insoles; TPU outsole; very slip-resistant.
UX-68467 and UX-68438: EN ISO 20345:2011 S1 SRC
UX-68372: EN ISO 20345:2011 S1P SRC

S1 S1P

dpv*link* 24866

Article	Color	Size	Category
	Safety shoe ESD 1 G2		
UX-68372	black / red	35-52	S1P
UX-68438	black / yellow	35-52	S1
UX-68468	black / orange	35-52	S1

Safety sandal ESD 1 G2

uvex

Safety sandal; upper micro suede; perforated; with velcro fastener; large xenova® plastic toe cap; exchangeable, shock-absorbing comfort insole; suitable for orthopedic insoles; PU/PU outsole; very slip-resistant.
UX-68428 and UX-68488: EN ISO 20345:2011 S1 SRC
UX-68362: EN ISO 20345:2011 S1P SRC

S1 S1P

dpv*link* 24241

Article	Color	Size	Category
	Safety sandal ESD 1 G2		
UX-68428	black / yellow	35-52	S1
UX-68488	black / orange	35-52	S1
UX-68362	black / red	35-52	S1P

DPV ELEKTRONIK

Weitere Artikel finden Sie unter www.compumet.ch

Safety shoe ESD 1 G2

NEU uvex

Safety shoe; upper textile (water-repellent); xenova® plastic toe cap; metal-free penetration protection; exchangeable, shock-absorbing comfort insole; suitable for orthopedic insoles; TPU outsole; very slip-resistant. EN ISO 20345:2011 S1 SRC

S1P

dpv*link* 24871

Article	Color	Size	Category
	Safety shoe ESD 1 G2		
UX-68342	black / blue	35-52	S1P

Safety shoe ESD 2 xenova

uvex

Safety shoe; upper micro suede; perforated; reflective appliqués; xenova® plastic toe cap; exchangeable, shock-absorbing comfort insole; suitable for orthopedic insoles; PU/PU outsole; slip-resistant. EN ISO 20345:2011 S1 SRC

S1

dpv*link* 24264

Article	Color	Size	Category	Closure	Form
	Safety shoe ESD 2 xenova				
UX-95538	black / blue	38-52	S1	velcro fastener	sandal
UX-95548	black / blue	38-52	S1	lace fastening	low shoe

Safety shoe ESD 2 xenova, green

uvex

Safety shoe; upper micro suede; perforated; reflective appliqués; xenova® plastic toe cap; exchangeable, shock-absorbing comfort insole; suitable for orthopedic insoles; PU/PU outsole; slip-resistant. EN ISO 20345:2011 S1 SRC

S1

dpv*link* 24267

Article	Color	Size	Category	Closure	Form
	Safety shoe ESD 2 xenova, green				
UX-95598	black / green	38-52	S1	velcro fastener	sandal
UX-95608	black / green	38-52	S1	lace fastening	low shoe

Safety shoe ESD 2 trend black/blue

uvex

Safety shoe; upper micro suede; steel toe cap; exchangeable, shock-absorbing comfort insole; suitable for orthopedic insoles; PU/PU outsole; very slip-resistant. EN ISO 20345:2011 S1 SRC

S1 S1P

dpv*link* 24280

Article	Color	Size	Category	Closure	Form
	Safety shoe ESD 2 trend black/blue				
UX-69362	black / blue	38-52	S1P	velcro fastener	sandal
UX-69378	black / blue	38-52	S1	lace fastening	low shoe

Safety shoe ESD 2 trend black/red

uvex

Safety shoe; upper micro suede; steel toe cap; exchangeable, shock-absorbing comfort insole; suitable for orthopedic insoles; PU/PU outsole; very slip-resistant. EN ISO 20345:2011 S1P SRC

S1 S1P

dpv*link* 24281

Article	Color	Size	Category	Closure	Form
	Safety shoe ESD 2 trend black/red				
UX-69062	black / red	38-52	S1P	velcro fastener	sandal
UX-69078	black / red	38-52	S1	lace fastening	low shoe

Safety shoe ESD 2 trend black/grey

uvex

Safety shoe; upper micro suede; steel toe cap; exchangeable, shock-absorbing comfort insole; suitable for orthopedic insoles; PU/PU outsole; very slip-resistant. EN ISO 20345:2011 S1P SRC

S1 S1P

dpv*link* 24282

Article	Color	Size	Category	Closure	Form
	Safety shoe ESD 2 trend black/grey				
UX-69462	black / grey	38-52	S1P	velcro fastener	sandal
UX-69478	black / grey	38-52	S1	lace fastening	low shoe

Safety shoe ESD 1 Business

Safety shoe; upper micro suede; wide plastic toe cap; exchangeable, shock-absorbing comfort insole; suitable for orthopedic insoles; PU outsole; oil- and benzine-resistant; very slip-resistant. EN ISO 20345:2011 S2 SRC

S2

dpv*link* 24244

Article	Color	Size	Category	Upper	Form
	Safety shoe ESD 1 Business				
UX-84698	grey	39-52	S2	micro suede	low shoe

Safety shoe / safety boot ESD 1 Business blue

Safety shoe; upper micro suede; steel toe cap; metal-free penetration protection; exchangeable, shock-absorbing comfort insole; suitable for orthopedic insoles; PU outsole; oil- and benzine-resistant; very slip-resistant. EN ISO 20345:2011 S3 SRC

S3

dpv*link* 24246

Article	Color	Size	Category	Closure	Form
	Safety shoe / safety boot ESD 1 Business blue				
UX-84282	blue	39-52	S3	lace fastening	low shoe
UX-84272	blue	39-52	S3	lace fastening	boot
UX-84262	blue	39-52	S3	elastic	boot

Insoles

Insole ESD 1 Sport

For uvex 1 Sport models

- all-over cushioning of the foot
- highly breathable
- moisture-absorbing
- quick-drying
- antistatic

dpv*link* 24254

Article	Type	Size
	Insole ESD 1 Sport	
UX-95798	Insole ESD 1 Sport	35-52

Insole ESD 1 G2

For uvex 1 G2 models

- all-over cushioning of the foot
- highly breathable
- moisture-absorbing
- quick-drying
- antistatic
- hand washing up to 30°C

dpv*link* 24250

Article	Type	Size
	Insole ESD 1 G2	
UX-94908	Insole ESD 1 G2	35-52

Insole ESD 1

For uvex 1 models

- all-over cushioning of the foot
- highly breathable
- moisture-absorbing
- quick-drying
- perforation for more breathability
- antistatic

dpv*link* 24253

Article	Type	Size
	Insole ESD 1	
UX-95348	Insole ESD 1	35-52

Insole ESD 2 trend

For uvex 2 models

- all-over cushioning of the foot
- highly breathable
- moisture-absorbing
- quick-drying
- antistatic

dpv*link* 24335

Article	Type	Size
	Insole ESD 2 trend	
UX-95188	Insole ESD 2 trend	38-52

Insole ESD 1 Business

For uvex 1 Business models

- all-over cushioning of the foot
- highly breathable
- moisture-absorbing
- antistatic

dpv*link* 24252

Article	Type	Size
	Insole ESD 1 Business	
UX-95158	Insole ESD 1 Business	39-52

DPV ELEKTRONIK

Weitere Artikel finden Sie unter www.compumet.ch

STEITZ SECURA
SICHERHEITSSCHUHE

HIGH-TECH FOR YOUR FEET
Our shoes have reduced leverage as well as multi-zone and heel absorption. That is the foundation. Added to this are special features for various occupations. Because every job presents different requirements for safety shoes. That is why we have such a great variety of models: safety shoes for all-round use, heavy-duty models with optional mid-foot protection and protection against electrostatic discharge, special shoes for foundrymen and welders, our firefighter collection, the women's line specially designed for women's feet and much more.



SECURA VARIO® SYSTEM
BACK PROTECTION THANKS TO INDIVIDUAL HEEL SHOCK ABSORPTION

Customized shock absorption: the replaceable, weight- and pressure-dependent heel shock absorption system ensures cushioning adapted to the individual needs of the wearer. The pressure load in the shoe is reduced to a natural extent and provides targeted relief to the back. At the same time, it helps to relieve the back in a targeted way and to significantly reduce fatigue. Models for women have the heel cushioning yellow (up to 57 kg) and green (up to 79 kg). Unisex models sizes 35-44 have the heel cushioning green (up to 79 kg) and red (up to 91 kg) or for the sizes 45-50 in red (up to 91 kg) and black (up to 105 kg).

CLIMATE COMFORT
NOT TOO COLD, NOT TOO WARM, JUST RIGHT
A perfect climate for your feet: With the climate comfort concept, we make sure that you will feel comfortable in your shoes for many hours. We only use climate- and skin-friendly materials to provide a pleasant-to-wear sensation. We use Gore-Tex as an effective climate-membrane. Inside the shoe you will find the heart of the STEITZ climate comfort concept, the leather insole. The sole made of genuine, vegetable-tanned leather with skin-friendly pH-value adapts individually to the foot. It also stores humidity that is carried away from the foot through our insoles. This prevents heat build-up and unpleasant sweating inside the shoe.

VARIO MULTIFLEX®
GET THE FEEL OF BAREFOOT WALKING

Many safety shoes influence the natural movement of the foot and limit its flexibility. The resulting leverage forces cause knee pain and back problems and can result in twisted ankles. That won't happen with us! Through intelligent adjustments to the shoe, we reduce undesired leverage forces: for example, by modifying the geometry of the outsole or reducing the sole thickness. One result of the VARIO Multiflex® technology is the multi-flexible sole.

ESD-geprüfte Schuhe
nach EN 61340

Sicherheitsschuhe S1
nach EN ISO 20345

Sicherheitsschuhe S2
nach EN ISO 20345

Zehenschutzkappe Aluminium

Zehenschutzkappe metallfrei

DGUV Regel 112-191
Geeignet für orthopädische Einlegesohlen nach DGUV-Regel 112-191

SECURA VARIO® System
belastungsangepasste Fersendämpfung

4 verschiedene Weiten je Schuhlänge

VARIO MULTIFLEX®
hebelarmreduzierte Schuhkonstruktion für ein barrierefreies Laufverhalten

Echtleder-Brandsohle
Einzigartige schuhklimatische Eigenschaften

geeignet für orthopädische Einlegesohlen Secosol®

Safety shoes

Safety sneaker CP 43

Safety shoe; textile with high-frequency impression; composite toe cap; reinforced TPU tip protection; breathable functional lining; seamless; exchangeable comfort insole ERGO-SOFT ESD with shock-absorption, good moisture absorption; outsole TPU Competition ESD; TPU heel edging; metal-free; EN ISO 20345:2011 S2 SRC

S2

dpv*link* 23741

Article	Color	Size	Category	Closure
	Safety sneaker CP 43			
SZ-CP4360	red / black	36-47	S2	lace fastening
SZ-CP4300	black / white	36-47	S2	lace fastening
SZ-CP4380	black / green	36-47	S2	lace fastening

Safety shoe SK 50/60

Safety shoe; breathable functional textile combined with hexagon-optics; shaft appliqués, aluminum toe cap; breathable functional lining; leather-free, suitable for allergy sufferers; exchangeable comfort insole ERGO-SOFT ESD with shock-absorption, excellent moisture absorption; outsole: TPU Skater ESD; EN ISO 20345:2011 S2 SRC

S2

dpv*link* 22664

Article	Color	Size	Category
	Safety shoe SK 50/60		
SZ-SK50	black / blue	35-47	S2
SZ-SK60	black / red	35-47	S2

Alle mit diesem Symbol markierten Schuhmodelle sind für Secosol® geeignet.
Weitere Informationen finden Sie unter dpv*link* 20191

Safety sneaker CP 41

Safety shoe; ultra-light microfiber; mesh element; composite toe cap; TPU tip protection; breathable functional lining; exchangeable comfort insole ERGO-SOFT ESD with shock-absorption, excellent moisture absorption; suitable for orthopedic insoles; outsole TPU Competition ESD; TPU heel edging; EN ISO 20345:2011 S1 SRC

S1

dpv*link* 23746

Article	Color	Size	Category	Closure
	Safety sneaker CP 41			
SZ-CP4000	black / red	36-47	S1	velcro fastener
SZ-CP4100	black / red	36-47	S1	lace fastening
SZ-CP4100B	black / red	36-47	S1	Boa®

Safety shoe SK 40

Safety shoe; breathable functional textile with mesh fabric; aluminum toe cap; breathable functional lining; exchangeable comfort insole ERGO-SOFT ESD with shock-absorption, excellent moisture absorption; outsole: TPU Skater ESD; EN ISO 20345:2011 S1 SRC

S1

dpv*link* 22667

Article	Color	Size	Category
	Safety shoe SK 40		
SZ-SK40	anthracite / blue	35-47	S1

Safety shoe VD Pro

Safety shoe; ultra-light microfiber combined with perforated design for optimal ventilation; velcro fastener; shaft appliqués; aluminum toe cap; breathable functional lining; leather-insole; exchangeable comfort insole ERGO-SOFT ESD with shock-absorption, excellent moisture absorption; outsole: TPU Athletic ESD; EN ISO 20345:2011 S1 SRC

S1

dpv*link* 22646

Article	Color	Size	Category	Closure
	Safety shoe VD Pro			
SZ-VD1060	black / red	36-47	S1	velcro fastener
SZ-VD1010	black / grey	36-47	S1	velcro fastener
SZ-VD1000	black / blue	36-47	S1	velcro fastener

DPV ELEKTRONIK
Weitere Artikel finden Sie unter www.compumet.ch

Safety shoe VD Pro 1200

Safety shoe; ultra-light microfiber, large perforations; dust flap; tip protection; shaft appliqués; aluminum toe cap; breathable functional lining; leather insole; exchangeable comfort insole ERGO-SOFT ESD with shock-absorption, excellent moisture absorption; outsole: TPU Athletic ESD; EN ISO 20345:2011 S1 SRC

S1

dpv*link* 22662

Article	Color	Size	Category
	Safety shoe VD Pro 1200		
SZ-VD1200	black / blue	36-47	S1

Safety shoe VD Pro

Safety shoe; ultra-light microfiber combined with perforations; aluminum toe cap; breathable functional lining; leather insole; exchangeable comfort insole ERGO-SOFT ESD with shock-absorption; excellent moisture absorption; outsole: TPU Athletic ESD; EN ISO 20345:2011 S1 SRC

S1

dpv*link* 22645

Article	Color	Size	Category
	Safety shoe VD Pro		
SZ-VD1400	black / blue	36-47	S1
SZ-VD1410	black / grey	36-47	S1
SZ-VD1460	black / red	36-47	S1

Safety shoe VD Pro 1100

Safety shoe; ultra-light microfiber, with large perforations; dust flap; tip protection; shaft appliqués; aluminum toe cap; breathable functional lining; leather insole; exchangeable comfort insole ERGO-SOFT ESD with shock-absorption, excellent moisture absorption; outsole: TPU Athletic ESD; EN ISO 20345:2011 S1 SRC

S1

dpv*link* 22656

Article	Color	Size	Category
	Safety shoe VD Pro 1100		
SZ-VD1100	black / blue	36-47	S1

Safety shoe Julia / Laura / Lisa

Safety shoe; ultra-light microfiber combined with large ventilation structure; aluminum toe cap; breathable functional lining; genuine leather insole; exchangeable comfort insole ERGO-SOFT ESD with shock-absorption, excellent moisture absorption; outsole: TPU Woman Sport ESD; EN ISO 20345:2011 S1 SRC

S1 4

dpv*link* 23752

Article	Color	Size	Category	Closure
	Safety shoe Julia / Laura / Lisa			
SZ-W120	rose / grey	35-42	S1	elastic
SZ-W100	rose / grey	35-42	S1	velcro fastener
SZ-W130	rose / grey	35-42	S1	lace fastening

Safety shoe Frieda/Carla/Ella

Safety shoe; ultra-light microfiber combined with large ventilation structure; aluminum toe cap; breathable functional lining; genuine leather insole, exchangeable comfort insole ERGO-SOFT ESD with shock-absorption, good moisture absorption; suitable for orthopedic insoles; outsole: TPU Woman Sport ESD; EN ISO 20345:2011 S1 SRC

S1 4

dpv*link* 23756

Article	Color	Size	Category	Closure
	Safety shoe Frieda/Carla/Ella			
SZ-W125	blue / white	35-42	S1	elastic
SZ-W105	blue / white	35-42	S1	velcro fastener
SZ-W135	blue / white	35-42	S1	lace fastening

Safety shoe Audrey / Sophia

Women's safety shoe; breathable functional textile; aluminum toe cap; breathable functional lining; leather insole; exchangeable comfort insole ERGO-SOFT ESD with shock-absorption; excellent moisture absorption; outsole: TPU women Sport ESD; EN ISO 20345:2011 S2 SRC

S2

dpv*link* 22669

Article	Color	Size	Category
	Safety shoe Audrey / Sophia		
SZ-WG58	white	35-42	S2
SZ-WG78	black / beige	35-42	S2

Safety shoe Ginger

Women's safety shoe; breathable functional textile with and hexagon-optics; leg appliqués, aluminum toe cap; breathable functional lining; leather insole; exchangeable comfort insole ERGO-SOFT ESD with shock-absorption, excellent moisture absorption; outsole: TPU Women Sport ESD; EN ISO 20345:2011 S2 SRC

dpvlink 22673

Article	Color	Size	Category
	Safety shoe Ginger		
SZ-WG80	black	35-42	S2

FTG safety shoes

The long experience gained in more than 60 years of production, combined with a constant research in innovative technologies and materials, allows **FTG an unparalleled development** and production.

FTG is able to satisfy **highest requirements**, covering the most varied environments of use.

A modern production site equipped with a system of the latest generation turns FTG into a reliable business partner capable of producing a wide range of safety shoes to satisfy all needs.
Our values garantee safety.

In compliance with the ESD standard DIN EN 61340-5-1

We have designed our models in such away that they are very lightweight. Experiments and innovations in manufacturing allow us to produce the most lightweight footwear in the safety sector.

- **ESD-geprüfte Schuhe** nach EN 61340
- **Sicherheitsschuhe S1P** nach EN ISO 20345
- **Sicherheitsschuhe S3** nach EN ISO 20345
- **Zehenschutzkappe Stahl**
- **Zehenschutzkappe metallfrei**
- **Durchtrittschutz metallfrei**
- **Metallfrei** Schuhe ohne Metalleinsätze
- **Sehr leichter Schuh**
- **Nahtlose Verarbeitung** Schuhwerk ohne Nähte
- **Überkappe** Zehenkappenverschleissschutz
- **Waschbar bei 30°**
- **Schuh zertifiziert nach DGUV 112-191**
- **Reflektierende Einsätze**
- **Nicht im Trockner trocknen**
- **Rissfester Schaft**
- **ThinCap - Zehenschutzkappe** leicht, schmaler, athermisch, nichtmetallisch und unmagnetisch
- **Secosol®** geeignet für orthopädische Einlegesohlen Secosol®

DPV ELEKTRONIK

Weitere Artikel finden Sie unter www.compumet.ch

Safety shoes

Safety shoe Black Sport Line

Light safety shoe, to put on like a sock, only one seam on the heel; upper SAFETY-KNIT (special, very tear-resistant fabric); plastic toe cap; metal-free penetration protection; exchangeable SPORT-LITE insole, antomic, antibacterial; PU outsole; suitable for orthopedic insoles; oil-, acid- and benzine-resistant; slip-resistant; antistatic. EN ISO 20345:2011 S3 SRC

Fitting: due to the special design the shoes cut larger - in case of intermediate sizes always take the smaller size

dpv*link* 23992

Article	Color	Size	Category	Upper	Form
	Safety shoe Black Sport Line				
FT-1062	black	35-47	S3	polyester / nylon	low shoe
FT-1063	black	35-47	S3	polyester / nylon	boot

Safety shoe Judo / Rugby / Kayak Sport Line

Safety shoe; upper microfiber or microfiber with mesh; very thin plastic toe cap; metal-free penetration protection; SPORT-LITE insole, anatomic, antibacterial; exchangeable insole; PU outsole; suitable for orthopedic insoles; oil-, acid- and fuel-resistant; slip-resistant; antistatic.
Judo FT-1010 and Rugby FT-1015 EN ISO 20345:2011 S1P
Kayak FT- 1018 EN ISO 20345:2011 S3

dpv*link* 23424

Article	Color	Size	Category	Upper	Form
	Safety shoe Judo / Rugby / Kayak Sport Line				
FT-1010	anthracite / black	35-47	S1P	microfiber / mesh	low shoe
FT-1015	anthracite / green	35-47	S1P	microfiber	low shoe
FT-1018	anthracite / light grey	35-47	S3	microfiber	low shoe

Alle mit diesem Symbol markierten Schuhmodelle sind für Secosol® geeignet.
Weitere Informationen finden Sie unter dpv*link* 20191

Safety shoe Frisbee / Surf Sport Line

Safety shoe; upper mesh with padded leg edge; very thin plastic toe cap; metal-free penetration protection; SPORT-LITE insole, anatomic, antibacterial; exchangeable insole; PU outsole; suitable for orthopedic insoles; oil-, acid- and fuel-resistant; slip-resistant; antistatic. EN ISO 20345:2011 S1P SRC

dpv*link* 23350

Article	Color	Size	Category	Upper	Closure
	Safety shoe Frisbee / Surf Sport Line				
FT-1024	black	35-47	S1P	mesh	lace fastening
FT-1025	black	35-47	S1P	mesh	velcro fastener

Safety shoe Sixty Sport Line

Safety shoe; upper extremely durable 3D polyester/nylon mixture; very thin plastic toe cap; metal-free penetration protection; SPORT-LITE insole, anatomic, antibacterial; exchangeable insole; PU outsole; suitable for orthopedic insoles; oil-, acid- and fuel-resistant; slip-resistant; antistatic. EN ISO 20345:2011 S3 SRC

dpv*link* 23422

Article	Color	Size	Category	Upper	Form
	Safety shoe Sixty Sport Line				
FT-1060	black / azure	35-47	S3	polyester / nylon	low shoe
FT-1061	black / azure	35-47	S3	polyester / nylon	boot

Safety shoe Basket Sport Line

Safety shoe; upper microfiber with padded leg edge; very thin plastic toe cap; metal-free penetration protection; SPORT-LITE insole, anatomic, antibacterial; exchangeable insole; PU/PU outsole; suitable for orthopedic insoles; oil-, acid- and fuel-resistant; slip-resistant; antistatic. EN ISO 20345:2011 S3

dpv*link* 23419

Article	Color	Size	Category	Closure	Form
	Safety shoe Basket Sport Line				
FT-1050	grey	35-48	S3	lace fastening	low shoe
FT-1051	grey	38-48	S3	lace fastening / zipper	boot

Safety shoe Squash Sport Line

Safety shoe; upper textile with padded leg edge; very thin plastic toe cap; metal-free penetration protection; SPORT-LITE insole, anatomic, antibacterial; exchangeable insole; PU/PU outsole; suitable for orthopedic insoles; oil-, acid- and fuel-resistant; slip-resistant; antistatic. EN ISO 20345:2011 S1P

dpv*link* 23423

Article	Color	Size	Category	Upper	Form
	Safety shoe Squash Sport Line				
FT-1041	grey	35-48	S1P	textile	low shoe

Safety shoe Estoril / Mugello Ducati Racing

Safety shoe; upper microfiber with padded leg edge; composite toe cap; metal-free penetration protection; SPORT-LITE insole, anatomic, antibacterial; exchangeable insole; PU/PU outsole; suitable for orthopedic insoles; oil-, acid- and fuel-resistant; slip-resistant; antistatic. EN ISO 20345:2011 S1P

dpv*link* 23421

Article	Color	Size	Category	Upper	Form
	Safety shoe Estoril / Mugello Ducati Racing				
FT-6061	black / red	38-47	S1P	microfiber / mesh	low shoe
FT-6060	black / red	38-47	S1P	microfiber / textile	low shoe

Safety shoe Douglas / Gladiator Professional Line

Safety shoe; upper nubuck with padded leg edge; composite toe cap; metal-free penetration protection; Atomic insole, antibacterial; exchangeable insole; PU/PU outsole with overcap; suitable for orthopedic insoles; oil-, acid- and fuel-resistant; slip-resistant; antistatic. EN ISO 20345:2011 S3 SRC

dpv*link* 23420

Article	Color	Size	Category	Upper	Form
	Safety shoe Douglas / Gladiator Professional Line				
FT-8220	black / red	36-48	S3	nubuck	low shoe
FT-8221	black / red	36-48	S3	nubuck	boot

Safety shoe Junkers / Firebrand Professional Line

Safety shoe; upper microfiber with padded leg edge, composite toe cap; metal-free penetration protection; Atomic insole, antibacterial; exchangeable insole; microfiber /PU outsole with overcap; suitable for orthopedic insoles; oil-, acid- and fuel-resistant; slip-resistant; antistatic. EN ISO 20345:2011 S3

dpv*link* 23425

Article	Color	Size	Category	Upper	Form
	Safety shoe Junkers / Firebrand Professional Line				
FT-8210	black / blue	38-48	S3	microfiber	low shoe
FT-8211	black / blue	38-48	S3	microfiber	boot

Insoles

Insole Sport Lite FTG

- for models of the **Sport Line and Ducati Racing Line**
- removable, preformed ESD insoles
- washable up to 30°C
- antibacterial
- high comfort and energy consumption

dpv*link* 23347

Article	Type	Width	Size
	Insole Sport Lite FTG		
FT-0976	ESD insole for Sport Lite and Ducati Racing Line	normal	36-48

Insole Atomic FTG

- for models of the **Professional Line**
- removable, preformed ESD insoles
- washable up to 30°C
- antibacterial
- high comfort and energy consumption

dpv*link* 23487

Article	Type	Width	Size
	Insole Atomic FTG		
FT-0977	ESD insole Atomic for Professional Linenormal		36-48

DPV ELEKTRONIK

Weitere Artikel finden Sie unter www.compumet.ch

BATA INDUSTRIALS

THE SAFETY SHOE

The safety shoes of Bata Industrials are characterized by excellent fitting, innovative design and best safety properties. Developping innovative solutions with new features and materials plays an important role for Bata Industrials.

With its different collections Bata also shows that safety shoes do not have to be boring. With its Radiance series Bata combines a sportive look, many functional properties and maximal protection. An example for this is the 3B Motion technology that gives the wearer an enormous increase in performance and ensure excellent wearing comfort.

In compliance with the ESD standard DIN EN 61340-5-1

ESD-geprüfte Schuhe
nach EN 61340

Sicherheitsschuhe S1
nach EN ISO 20345

Sicherheitsschuhe S1P
nach EN ISO 20345

Sicherheitsschuhe S2
nach EN ISO 20345

Sicherheitsschuhe S3
nach EN ISO 20345

Zehenschutzkappe Stahl

Zehenschutzkappe Aluminium

Zehenschutzkappe metallfrei

Rutschhemmung SRC

Durchtrittschutz Stahl

Durchtrittschutz metallfrei

100% metallfreier Schuh

Sehr leichter Schuh

Überkappe
Zehenkappenverschleissschutz

Veganer Schuh

DGUV Regel 112-191
Geeignet für orthopädische Einlegesohlen nach DGUV-Regel 112-191

Schuh mit Cool Comfort® Innenfutter aus Textil

Schuh mit einem modularen, ergonomischen Konzept -
Walkline® Technologie Inside EVO

Geruchshemmend
(Odor Control)

BOA® Drehverschlusssystem
für müheloses Verschliessen des Schuhs

Safety shoes

Safety sandal Falcon ESD

BATA INDUSTRIALS

Modern safety sandal with velcro fastener; upper suede; steel toe cap; lining mesh fabric; exchangeable ESD insole; antistatic; PU/PU outsole; EN ISO 20345 S1 SRC

S1 STEEL STEEL

dpv*link* 24116

Article	Color	Size	Category
	Safety sandal Falcon ESD		
BT-60449	black / blue	35-49	S1

Safety shoe FIT / VIM / SPARK ESD Radiance

BATA INDUSTRIALS

Safety shoe; upper textile with TPU overcap; **Radiance series**; plastic toe cap and penetration protection; metal-free; breathable lining; Vibram® outsole of EVA and rubber; antistatic, slip-resistant

S1P METAL FREE METAL FREE

dpv*link* 23812

Article	Color	Size	Category
	Safety shoe FIT / VIM / SPARK ESD Radiance		
BT-66419	grey / black	35-47	S1P
BT-66420	black / blue	35-47	S1P
BT-66426	black / red	35-47	S1P

Safety shoe VIGOR / VIBE ESD Radiance

NEU BATA INDUSTRIALS

Safety shoe; upper nylon; aluminum toe cap; FlexGuard® plastic midsole (penetration protection); mesh lining with Odor Control; exchangeable Premium Fit insole; antistatic; PU/TPU outsole

S1P S3 ALU SRC DGUV 112-119

dpv*link* 24949

Article	Color	Size	Category	Closure
	Safety shoe VIGOR / VIBE ESD Radiance			
BT-66633	black / yellow	35-47	S1P	Boa® / quick-release fastener
BT-36634	black / red	35-47	S3	Boa® / quick-release fastener

DPV ELEKTRONIK

dpv*link* - Produkte schnell finden!
www.compumet.ch
z.B.: dpv*link* 21010 → dpv*link* 21010

Safety shoe SUMM TWO / ONE ESD NEU

BATA INDUSTRIALS

Safety shoe; upper nylon; aluminum toe cap; FlexGuard® plastic midsole (penetration protection); mesh lining with Odor Control; exchangable Premium Fit insole; antistatic; PU/TPU outsole; EN ISO 20345 S3 SRC

S3 ALU SRC DGUV 112-119

dpv*link* 24781

Article	Color	Size	Category	Form
	Safety shoe SUMM TWO / ONE ESD			
BT-63592	black / blue	38-48	S3	low shoe
BT-63591	black / blue	38-48	S3	boot

Safety shoe SUMM THREE / FOUR ESD NEU

BATA INDUSTRIALS

Safety shoe; upper mesh (breathable); aluminum toe cap; FlexGuard® plastic midsole (penetration protection); mesh lining with Odor Control; exchangable Premium Fit insole; antistatic; PU/TPU outsole; EN ISO 20345 S1P SRC

S1P ALU SRC METAL FREE DGUV 112-119

dpv*link* 25246

Article	Color	Size	Category	Closure
	Safety shoe SUMM THREE / FOUR ESD			
BT-63594	black / lime	38-48	S1P	Boa®
BT-63593	black / blue	38-48	S1P	lace fastening

Safety shoe SUMM SEVEN ESD NEU

BATA INDUSTRIALS

Safety shoe; upper Putek® textile with BOA® closure; aluminum toe cap; FlexGuard® plastic midsole (penetration protection); mesh lining with Odor Control; exchangable Premium Fit insole; antistatic; PU/TPU outsole; EN ISO 20345 S3 SRC

S3 ALU SRC DGUV 112-119 BOA

dpv*link* 24782

Article	Color	Size	Category
	Safety shoe SUMM SEVEN ESD		
BT-63597	black / grey	38-48	S3

Safety shoe LEGEND / TURN ESD FWD

BATA INDUSTRIALS

Safety shoe; upper mesh/TPU overcap; thermoplastic toe cap; FlexGuard® plastic midsole (puncture-resistant); Bata Cool Comfort® lining; exchangeable ESD insole; antistatic; PU/PU outsole; EN ISO 20345 S1P SRC

S1P METAL FREE METAL FREE DGUV 112-119 BOA

dpv*link* 21325

Article	Color	Size	Category	Closure
	Safety shoe LEGEND / TURN ESD FWD			
BT-LEGEND-ESD	grey	38-48	S1P	Boa®
BT-TURN-ESD	grey / red	38-48	S1P	lace fastening

Safety shoe GOAL / SCORE ESD FWD

BATA INDUSTRIALS

Safety shoe; upper microfiber/TPU overcap; thermoplastic toe cap; FlexGuard® plastic midsole (puncture-resistant); Bata Cool Comfort® lining; exchangeable ESD insole; antistatic; PU/PU outsole; EN ISO 20345 S3 SRC

S3 METAL FREE METAL FREE 100% METAL FREE DGUV 112-119

dpv*link* 21319

Article	Color	Size	Category	Form
	Safety shoe GOAL / SCORE ESD FWD			
BT-GOAL-ESD	black	38-48	S3	low shoe
BT-SCORE-ESD	black	38-48	S3	boot

Safety shoe BICKZ 736 ESD

BATA INDUSTRIALS

Modern safety shoe; upper nubuck; plastic toe cap; FlexGuard® plastic penetration protection; Bata Bickz Cool System® lining; exchangeable ESD insole; antistatic; rubber outsole; EN ISO 20345 S1P SRC

S1P METAL FREE METAL FREE 100% METAL FREE

dpv*link* 22527

Article	Color	Size	Category
	Safety shoe BICKZ 736 ESD		
BT-Bickz736ESD	black	36-48	S1P

DPV ELEKTRONIK

Weitere Artikel finden Sie unter www.compumet.ch

Safety shoe LOGIK/ZIP ESD NOVA

BATA INDUSTRIALS

Safety shoe; upper material microfiber with steel toe cap; **NOVA series**; FlexGuard® plastic penetration protection; Bata Cool Comfort® lining; QuattroTech® outsole (TPU); antistatic; EN ISO 20345:2011 S1P SRC HI

S1P · STEEL · METAL FREE · DGUV 112-119

dpv*link* 21054

Article	Color	Size	Category
	Safety shoe LOGIK/ZIP ESD NOVA		
BT-LOGIK-ESD	black / blue	38-48	S1P
BT-ZIP-ESD	black / red	38-48	S1P

Safety shoe CRYPTO ESD NOVA

BATA INDUSTRIALS

Safety shoe; upper material microfiber with steel toe cap; **NOVA series**; FlexGuard® plastic penetration protection; Bata Cool Comfort® lining; QuattroTech® outsole (TPU); antistatic.

S1P · STEEL · METAL FREE · DGUV 112-119

dpv*link* 21057

Article	Color	Size	Category
	Safety shoe CRYPTO ESD NOVA		
BT-CRYPTO-ESD	black / grey	38-48	S1P

Safety shoe ACT124 WALKLINE

BATA INDUSTRIALS

Safety shoe; upper nubuck; ACT 124 with mesh nylon fabric element; steel toe cap; exchangeable ESD insole; antistatic. EN ISO 20345 S1 SRC

S1 · STEEL · DGUV 112-119

dpv*link* 17381

Article	Color	Size	Category	Form
	Safety shoe ACT124 WALKLINE			
BT-ACT124ESD	black	38-49	S1	low shoe

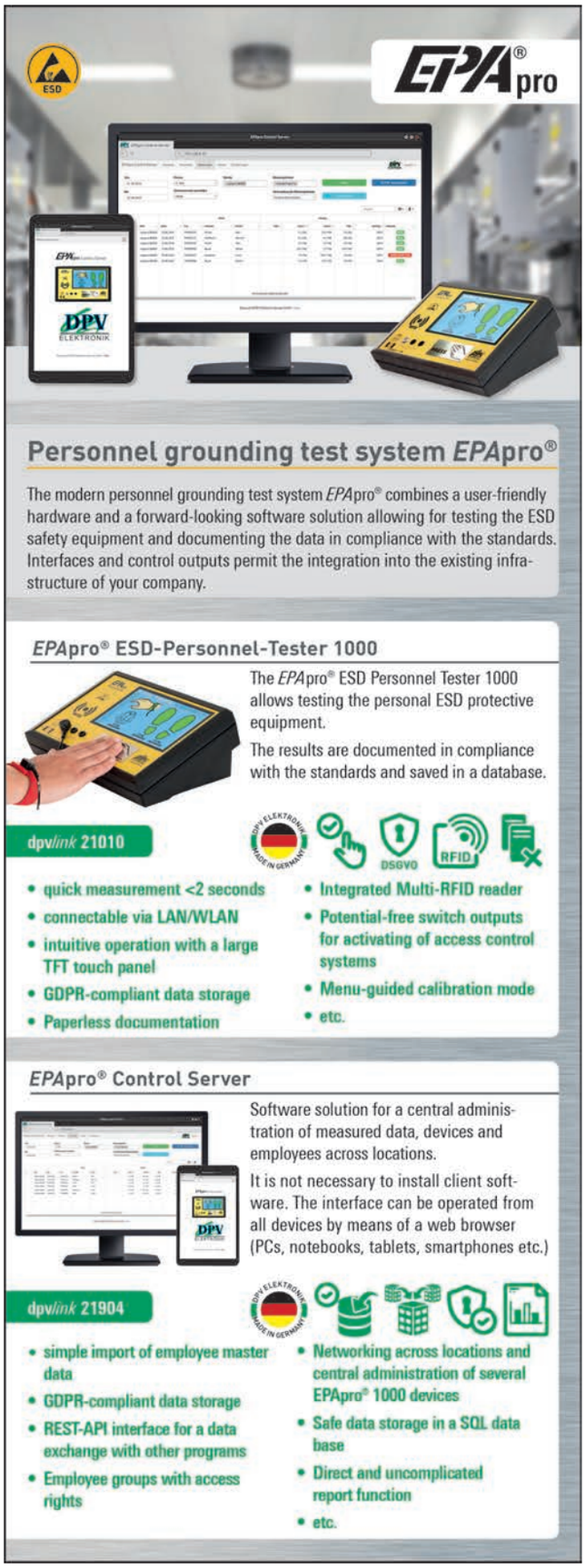

Further information is available under dpv*link* 21010.

BAAK

Fußgerechte Sicherheit

BAAK - ESD safety shoes with sporty and modern design and high-quality processing. Newest sole technology with excellent and all-over shock absorption. Comfortable. to wear due to shock-absorbing and antibacterial insoles with particularly good moisture absorption and release. Comfort due to easy-care materials and non-marking outsoles.

In compliance with the ESD standard DIN EN 61340-5-1

Das BAAK® go&relax System

The revolution of the safety shoe

Our innovative system has especially been developped for people wearing safety shoes for many hours a day. For this customer group a natural and functional foot load distribution is particularly important - low-fatigue walking over the whole working day.

Knie- & Rückenfreundlich – Wissenschaftlich evaluiert

Einfach besser laufen.

- **ESD-geprüfte Schuhe** nach EN 61340
- **Sicherheitsschuhe S1** nach EN ISO 20345
- **Sicherheitsschuhe S1P** nach EN ISO 20345
- **Sicherheitsschuhe S3** nach EN ISO 20345
- **Rutschhemmung SRC** nach EN 13287
- **100% metallfreier Schuh**
- **Sehr leichter Schuh**
- **Veganer Schuh**
- **DGUV Regel 112-191** Geeignet für orthopädische Einlegesohlen nach DGUV-Regel 112-191
- **Baak® go & relax-System** Flexkappe und Flexzone zum fussgerechten Abknicken
- **Knie- und Rückenfreundlich:** Wissenschaftlich evaluiert
- **Multiweiten-System** Modelle mit anpassbarer Weite
- **BOA® Drehverschlusssystem** für müheloses Verschliessen des Schuhs

Safety shoes

Safety shoe Captain Jogi / Captain John / Captain Jens

Safety shoe with BOA® quick fastener; made of microfiber and nylon; nano fiberflass flexible cap; textile penetration protection; Baak Lightstep insole; suitable for orthopedic insoles; LIEVA (liquid injected EVA) / nitrile outsole; ultra-light; all-over cushioning; very breathable; slip-resistant. EN ISO 20345:2011 S1P SRC

BA-5080 Captain Jogi

BA-5082 Captain John

S1P SRC DGUV 112-119 BOA

dpv*link* 21002

Article	Color	Size	Category
	Safety shoe Captain Jogi / Captain John / Captain Jens		
BA-5080	black / grey	39-48	S1P
BA-5082	black / anthracite	39-48	S1P
BA-5081	black	39-48	S1P

Safety shoe Conner

Safety shoe made of breathable textile material; nano fiberglass flexible cap; Baak Lightstep insole; suitable for orthopedic insoles; LIEVA (liquid injected EVA) / nitrile outsole; ultra-light; all-over cushioning: very breathable; metal- and leather-free, slip-resistant. EN ISO 20345:2011 S1 SRC

S1 SRC DGUV 112-119

dpv*link* 20996

Article	Color	Size	Category
	Safety shoe Conner		
BA-5001	grey / black	39-48	S1

DPV ELEKTRONIK

Weitere Artikel finden Sie unter www.compumet.ch

Safety shoe Herby / Harry

Safety shoe of microfiber with mesh textile insert; aluminum toe cap; Baak Lightstep insole; suitable for orthopedic insoles; PU/PU outsole; very breathable: non-marking, slip-resistant. EN ISO 20345:2011 S1 SRC

S1

dpv*link* 21005

Article	Color	Size	Category	Closure
	Safety shoe Herby / Harry			
BA-7008	black / blue	36-47	S1	quick-release fastener
BA-7228	black / blue	36-47	S1	velcro fastener

Safety sandal Henry

Safety sandal with two velcro fasteners; upper cowhide suede with reflective appliqués; steel toe cap; metal-free penetration protection; Baak ESD Softstep insole; suitable for the supply with insoles; PU/PU outsole, slip-resistant (non-marking). EN ISO 20345:2011 S1P SRC

S1P

dpv*link* 21170

Article	Color	Size	Category
	Safety sandal Henry		
BA-8424	black / grey	37-48	S1P

Safety shoe Hardy/Henk

Safety shoe made of abrasion-resistant microfiber with textile elements; perforated; soft padded shaft edge; aluminium toe cap; flexible insole with penetration protection; Baak ESD Softstep insole; suitable for orthopedic insoles; PU outsole with PU midsole; antibacterial, fungicidal, robust; slip-resistant. EN ISO 20345 S1P SRC
Sizes 36-47 in width 11; size 48 in width 13

BA-7227 Hardy

BA-7007 Henk

S1P

dpv*link* 19547

Article	Color	Size	Category	Closure
	Safety shoe Hardy/Henk			
BA-7227	black / grey	36-48	S1P	velcro fastener
BA-7007	black / grey	36-48	S1P	quick-release fastener

- Special sizes 49 + 50 and other width on request -

Safety shoe Hugo

Safety shoe; upper suede with reflective appliqués; steel toe cap; metal-free penetration protection; Baak ESD Softstep insole; suitable for the supply with insoles; PU/PU outsole, slip-resistant (non-marking). EN ISO 20345:2011 S1P SRC

S1P

dpv*link* 21172

Article	Color	Size	Category
	Safety shoe Hugo		
BA-8724	black / grey	35-48	S1P

Safety shoe Svea

Sporty safety shoe; upper nylon material with decorative TPU appliqués (abrasion-resistant and water-repellent); steel toe cap; metal-free penetration protection; Baak ESD Softstep insole; suitable for orthopedic insoles, EVA/nitrile outsole, slip-resistant (non-marking). EN ISO 20345:2011 S3 SRC

S3

dpv*link* 23548

Article	Color	Size	Category
	Safety shoe Svea		
BA-3218	black / turquoise	34-42	S3

Women's safety sandal Sue 2

Safety sandal of wear-resistant microfiber, with quick fastener; padded collar; steel toe cao; Baak ESD Softstep insole; PU midsole; PU/PU outsole; breathable, fungicide; slip-resistant. EN ISO 20345 S1 SRC

S1

dpv*link* 21707

Article	Color	Size	Category
	Women's safety sandal Sue 2		
BA-32112	black / red	35-42	S1

DPV ELEKTRONIK

dpv*link* - Produkte schnell finden!
www.compumet.ch
z.B.: dpv*link* 21010 → dpv*link* 21010

Safety shoe Sonja / Steve

Modern safety shoe; with nylon inserts; steel toe cap; textile penetration protection; Baak Softstep insole; antibacterial; fungicidal; suitable for orthopedic insoles; EVA/nitrile outsole, slip-resistant. EN ISO 20345:2011 S1P SRC
Model Sonja (BA-3219) with upper microfiber with leather optics
Model Steve (BA-5519) with upper cowhide suede

S1P

dpv*link* 24219

Article	Color	Size	Category	Width	
	Safety shoe Sonja / Steve				
BA-3219	grey	35-42	S1P	10	women
BA-5519	dark grey	38-48	S1P	11	men

Safety shoe Stan / boot Stanley

Safety shoe of breathable, water-resistant nylon with TPI appliqués; composite toe cap; Baak Lightstep insole; antibacterial; fungicidal; suitable for orthopedic insoles; EVA/nitrile outsole; full-surface shock absorption; very breathable; metal-free, slip-resistant. EN ISO 20345:2011 S3 SRC

S3

dpv*link* 24216

Article	Color	Size	Category	Form
	Safety shoe Stan / boot Stanley			
BA-5518	black	38-48	S3	low shoe
BA-5618	black	38-48	S3	boot

Safety shoe Sam

NEU

Modern safety shoe; upper water-resistant nylon; composite toe cap; metal-free penetration protection; Baak ESD Softstep insole, antibacterial, fungicidal, suitable for orthopedic insoles; EVA/nitrile outsole, slip-resistant (non-marking).
EN ISO 20345:2011 S3 SRC

S3 BOA

dpv*link* 24770

Article	Color	Size	Category
	Safety shoe Sam		
BA-5520	black	35-48	S3

Safety shoe Rui

Modern safety shoe; upper water-resistant microfiber with TPU appliqués; wide composite toe cap; resized width; textile penetration protection; Baak Softstep insole; antibacterial; fungicidal; suitable for orthopedic insoles; EVA/nitrile outsole, slip-resistant (non-marking). EN ISO 20345:2011 S3 SRC
Sizes 36-40 with width 10.5; sizes 41-48 with width 12

S3

dpv*link* 24224

Article	Color	Size	Category	Width
	Safety shoe Rui			
BA-73181	black	36-48	S3	10.5 - 12

Safety shoe Rob2 / Robert2

Safety shoe, upper robust nubuck; water-repellent; climate-regulating lining; metal- and leather-free; composite toe cap; flexible insole; Baak ESD Softstep insole; suitable for orthopedic insoles; all-over cushioning due to EVA midsole; nitrile outsole; robust; slip-resistant; non-marking. EN ISO 20345 S3 SRC

BA-73442 Rob2

BA-73742 Robert2

S3

dpv*link* 19537

Article	Color	Size	Category	Form
	Safety shoe Rob2 / Robert2			
BA-73442	black / grey	36-48	S3	low shoe
BA-73742	black / grey	36-48	S3	boot

- Special sizes 49 + 50 for Rob2 on request -

Safety shoe Red / Reeny

Safety shoe made of abrasion-resistant microfiber with textile elements; perforated; soft padded shaft edge; metal- and leather-free; composite toe cap; flexible insole with penetration protection; Baak ESD Softstep insole; suitable for orthopedic insoles; all-over cushioning due to EVA midsole; nitrile outsole; antibacterial; fungicidal; robust; slip-resistant; non-marking. EN ISO 20345 S1P SRC

S1P

dpv*link* 19541

Article	Color	Size	Category
	Safety shoe Red / Reeny		
BA-71502	black / red	36-48	S1P
BA-71522	black / green	36-48	S1P

DPV ELEKTRONIK

Weitere Artikel finden Sie unter www.compumet.ch

Safety shoe Rick2 / Ron2

Safety shoe; upper abrasion-resistant microfiber with textile elements; metal- and leather-free; composite toe cap; Baak ESD Softstep insole; suitable for orthopedic insoles; all-over cushioning due to EVA midsole; nitrile outsole; robust; slip-resistant. EN ISO 20345 S1P SRC

BA-71462 Rick2

BA-71472 Ron2

S1P

dpv*link* 19532

Article	Color	Size	Category
	Safety shoe Rick2 / Ron2		
BA-71462	blue / yellow	36-48	S1P
BA-71472	black / grey	36-48	S1P

Safety shoe Paul

Safety shoe made of calf suede with reflective applications; steel toe cap; textile penetration protection; Baak ESD Softstep insole; suitable for orthopedic insoles; PU-midsole; PU outsole with flexline for easy rolling movement: abrasion-resistant, robust, slip-resistant (non-marking). EN ISO 20345:2011 S1P SRC

S1P

dpv*link* 18286

Article	Color	Size	Category
	Safety shoe Paul		
BA-7003	blue / grey	38-48	S1P

- Special sizes 49 + 50 on request -

Safety sandal Rene2 / Rico2

Safety sandal made of microfiber with textile elements; padded shaft edge; velcro fastener; metal- and leather-free; composite toe cap; flexible insole; Baak ESD Softstep insole; suitable for orthopedic insoles; antibacterial; fungicide; EVA midsole; nitrile outsole; robust; slip-resistant. EN ISO 20345 S1P SRC

BA-74112 Rico2

S1P

dpv*link* 19531

Article	Color	Size	Category
	Safety sandal Rene2 / Rico2		
BA-72112	blue / yellow	36-48	S1P
BA-74112	black / grey	36-48	S1P

Safety sandal Pit

Safety sandal made of calf suede; quick fastener; separate laces; reflective applications; steel toe cap; textile penetration protection; Baak ESD Softstep insole; suitable for orthopedic insoles; PU-midsole; PU outsole with flexline: abrasion-resistant, robust, slip-resistant. EN ISO 20345:2011 S1P SRC

S1P

dpv*link* 18489

Article	Color	Size	Category
	Safety sandal Pit		
BA-7013	blue / grey	38-48	S1P

Safety shoe Peter / boot Philipp

Safety shoe made of hydrophobic calf nubuck with reflecting appliqués; steel toe cap; textile penetration protection; exchangeable insole; Baak ESD Softstep insole; suitable for orthopedic insoles; PU-midsole; PU outsole with flexline for an easy roll: abrasion-resistant, robust, slip-resistant (non-marking). EN ISO 20345:2011 S3 SRC

S3

dpv*link* 18288

Article	Color	Size	Category	Form
	Safety shoe Peter / boot Philipp			
BA-7204	black / grey	38-48	S3	low shoe
BA-7304	black / grey	38-48	S3	boot

Insoles

Insole Softstep ESD 4660

suitable for all BAAK Woman Premium ESD models

- Soft cushioning, shock-absorbing insole of PU foam
- breathable with excellent moisture absorption and release
- foot moisture is quickly transported away from the foot
- antibacterial and fungicidal due to silver ions

dpv*link* 18302

Article	Type	Size
	Insole Softstep ESD 4660	
BA-4660	for BAAK Woman	35-42

Insole ESD Softstep 4661

suitable for BAAK Sports, BAAK Sports Light, BAAK Sports exclusive, BAAK Industrial except with width XW

- Soft cushioning, shock-absorbing insole of PU foam
- breathable with excellent moisture absorption and release
- foot moisture is quickly transported away from the foot
- antibacterial and fungicidal due to silver ions

dpv*link* 18304

Article	Type	Size
	Insole ESD Softstep 4661	
BA-4661	for series Sports, Sports Light, Sports exclusive, Industrial	36-50

Find your shoe quickly and easily!

- Find the appropriate shoe quickly with our **shoe filter** in our **online shop**
- **simple search** in the complete product range of professional and safety shoes
- **many filter criteria** for optimal selection

Use our online shoe filter - with just a few clicks to the appropriate shoe!

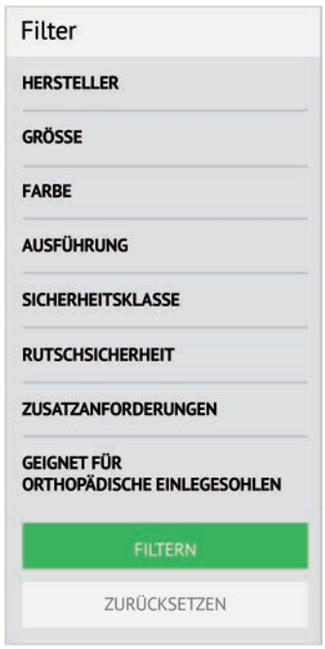

Filter according to the requirements for your shoe:

- Manufacturer and brand
- Size
- Color
- Models (shoe shape)
- Safety class
- Slip resistance
- Additional requirements (e.g. penetration protection or insulation)
- Suitability for orthopedic insoles

You will find more information about the requirements directly in the filter.

Filter now and find the appropriate shoe...

Weitere Artikel finden Sie unter www.compumet.ch

LEMAITRE

meisterhafte Sicherheitsschuhe

Lemaitre creates extraordinary sole structures, designs and fits and more than 30 years of experience are put in every shoe.
Diversity, individuality and uncomprising technology are a must. LEMAITRE patents contribute to most different solutions and keep product innovations at hand that are considered to be spectacular and trendsetting. Competence and experience provide a complet product range of safety shoes for qualitative "foot work" valid according to EN standards.
Wearing LEMAITRE safety shoes the boundaries between work and leisure become blurred.

You want to emphasize the compnay affiliation of your employees? Have the models RILEY LOW S3 ESD and Bolt S3 ESD additionally equipped with your company logo, and that from 1 pair! Just contact us!

BOLT S3 ESD logo
Due to its black microfiber and the attractive lacing this shoe Bolt S3 ESD can be identified as a safety equipment only at second glance.

RILEY LOW S3 ESD logo
The safety shoe Riley low S3 ESD made of black microfiber is a pure lace-up shoe with an additional elastic band. When leaving out the upper loop, it can be used as a comfortable loafer.

- **ESD-geprüfte Schuhe** nach EN 61340
- **Sicherheitsschuhe S1** nach EN ISO 20345
- **Sicherheitsschuhe S1P** nach EN ISO 20345
- **Sicherheitsschuhe S3** nach EN ISO 20345
- **Zehenschutzkappe Stahl**
- **Zehenschutzkappe Aluminium**
- **Rutschhemmung SRC** nach EN 13287
- **Durchtrittschutz metallfrei**
- **Veganer Schuh**
- **DGUV Regel 112-191** Geeignet für orthopädische Einlegesohlen nach DGUV-Regel 112-191

Safety shoes

Safety shoe Lennon

NEU LEMAITRE

Safety shoe; upper breathable textile; aluminum toe cap; metal-free penetration protection; textile 3D mesh lining; PU outsole; suitable for orthopedic insoles DGUV 112-191 (BGR 191) oil-, acid- and fuel-resistant; slip-resistant; antistatic. EN ISO 20345:2011 S1P SRC

S3

dpv*link* 25083

Article	Color	Size	Category	Closure
	Safety shoe Lennon			
LE-8082	black	35-49	S1P	lace fastening

Safety shoe Riley Light

NEU LEMAITRE

Safety shoe; upper microfiber, lace-up shoe, additional elastic band; aluminum toe cap; metal-free penetration protection; mesh lining; PU outsole; suitable for orthopedic insoles DGUV 112-191 (BGR 191) oil-, acid- and fuel-resistant; slip-resistant; antistatic. EN ISO 20345:2011 S1P SRC

S3

dpv*link* 25081

Article	Color	Size	Category	Closure
	Safety shoe Riley Light			
LE-8058	black / red	35-49	S1P	lace fastening / elastic

Safety shoe Riley Low

LEMAITRE

Safety shoe; upper microfiber seamless, reflecting appliqués, aluminum toe cap; metal-free penetration protection; mesh lining; PU outsole; suitable for orthopedic insoles (DGUV 112-191); oil-, acid- and fuel-resistant; slip-resistant; antistatic. EN ISO 20345:2011 S3 SRC

S3

dpv*link* 23841

Article	Color	Size	Category	Closure
	Safety shoe Riley Low			
LE-8061	black / red	36-49	S3	lace fastening

Safety shoe Bolt

LEMAITRE

Safety shoe; upper microfiber; steel toe cap; metal-free penetration protection; abrasion-resistant lining; PU outsole; suitable for orthopedic insoles (DGUV 112-191); antistatic; oil-, acid- and fuel-resistant; slip-resistant. EN ISO 20345:2011 S3 SRC

S3 STEEL SRC METAL FREE DGUV 112-119

dpv*link* 23543

Article	Color	Size	Category	Closure
	Safety shoe Bolt			
LE-8095	black	36-48	S3	lace fastening

Safety shoes Riley Fresh / Riley High

LEMAITRE

Safety shoe; upper microfiber seamless, reflecting appliqués, aluminum toe cap; metal-free penetration protection; mesh lining; PU outsole; suitable for orthopedic insoles (DGUV 112-191); oil-, acid- and fuel-resistant; slip-resistant; antistatic.
Riley Fresh LE-8060 EN ISO 20345:2011 S1P SRC
Riley High LE-8062 EN ISO 20345:2011 S3 SRC

S1P S3 ALU SRC METAL FREE

dpv*link* 23536

Article	Color	Size	Category	Form	Closure
	Safety shoes Riley Fresh / Riley High				
LE-8060	black / red	36-49	S1P	sandal	velcro fastener
LE-8062	black / red	36-49	S3	boot	lace fastening

Safety shoes Space Red / Space Blue

LEMAITRE

Safety shoe; upper textile with suede; aluminum toe cap; metal-free penetration protection; abrasion-resistant textile lining; PU outsole; suitable for orthopedic insoles (DGUV 112-191); oil-, acid- and fuel-resistant; slip-resistant; antistatic.
EN ISO 20345:2011 S3 SRC

S3 ALU SRC METAL FREE DGUV 112-119

dpv*link* 23540

Article	Color	Size	Category	Form
	Safety shoes Space Red / Space Blue			
LE-1985	black / blue	38-48	S3	low shoe

Safety shoes Super X Fresh / Super X Low / Super X High

LEMAITRE

Safety shoe; upper buffalo nubuck, reflecting appliqués, steel toe cap; metal-free penetration protection; mesh lining; PU outsole; suitable for orthopedic insoles (DGUV 112-191); oil-, acid- and fuel-resistant; slip-resistant; antistatic.
Super X Fresh LE-1260 EN ISO 20345:2011 S1P SRC
Super X Low LE-1261 and Super X High LE-1262 EN ISO 20345:2011 S3 SRC

S1P S3 STEEL SRC METAL FREE DGUV 112-119

dpv*link* 23340

Article	Color	Size	Category	Form	Closure
	Safety shoes Super X Fresh / Super X Low / Super X High				
LE-1260	black / red	35-48	S1P	sandal	velcro fastener
LE-1261	black / red	35-48	S3	low shoe	lace fastening
LE-1262	black / red	35-48	S3	boot	lace fastening

Safety shoe Paul / Harrison / Ringo

NEU LEMAITRE

Safety shoe; upper microfiber/PUTEK®; aluminum toe cap; metal-free penetration protection; breathable 3D mesh lining; shock protection on the foot tip; PU outsole; oil-, acid- and fuel-resistant; slip-resistant; antistatic. EN ISO 20345:2011 S3 SRC

Model **Ringo** (LE-8076) with upper PUTEK® (robust, flexible and extremely light microfiber)

Model **Harrison** (LE-8078) with comfortable UTURN® Smart Lacing System (quick-release fastener for perfect support)

S3 ALU SRC METAL FREE

dpv*link* 24800

Article	Color	Size	Category	Closure	Upper
	Safety shoe Paul / Harrison / Ringo				
LE-8075	black / blue	35-49	S3	lace fastening	microfiber
LE-8076	black / green	35-49	S3	lace fastening	Putek®
LE-8078	black / yellow	35-49	S3	UTURN®	microfiber

DPV ELEKTRONIK

Weitere Artikel finden Sie unter www.compumet.ch

Safety shoe Ohmex / Faye

NEU LEMAITRE

Safety shoe; upper microfiber with perforations; aluminum toe cap; abrasion-resistant textile lining; PU outsole; oil-, acid- and fuel-resistant; slip-resistant; antistatic. EN ISO 20345:2011 S1 SRC

Model **Ohmex** (LE-8080) additionally with sporty, flexible TPU tip protection extending the shelf life with kneeling work and external impacts.

S1P

dpv*link* 24801

Article	Color	Size	Category	Closure
	Safety shoe Ohmex / Faye			
LE-8080	black	36-48	S1P	lace fastening
LE-8081	grey	36-43	S1P	lace fastening

Safety shoe Roy

LEMAITRE

Safety shoe; upper microfiber with perforations; aluminum toe cap; abrasion-resistant textile lining; PU outsole; oil-, acid- and fuel-resistant; slip-resistant; antistatic. EN ISO 20345:2011 S1 SRC

S1

dpv*link* 23545

Article	Color	Size	Category	Closure
	Safety shoe Roy			
LE-8067	black / red	36-49	S1	lace fastening

Safety shoe Veggie

NEU LEMAITRE

Vegan safety shoe; upper microfiber (highly abrasion-resistant); aluminum toe cap; breathable AirMesh lining; PU outsole; oil- acid and fuel-resistant; slip-resistant; antistatic. EN ISO 20345:2011 S3 SRC

100% vegan

S3

dpv*link* 24802

Article	Color	Size	Category	Closure
	Safety shoe Veggie			
LE-1988	black	38-48	S3	lace fastening

Orthopedic insoles

Orthopedic insoles

You wear certified shoes and need an orthopedic insole adapted to your personnel requirements? You will find the right insole with our range of orthopedic insoles - available for all shoes with Secosol® icon purchased from us

ORTHOstat® according to EN ISO 20347:2012 or EN ISO 20345:2011 or Secosol® Complete - tested for type examination and certified according to DGUV 112-191

An insole like no other!
Secosol® Complete – the answer for your foot problem. With our innovative insole system for safety shoes manufactured with modern CAD/CAM methods your feet get exactly the support and correction they need. Individually adapted to your foot, Secosol® Complete insoles facilitate painless walking and standing in order to prevent damage in the locomotor system. Particularly for the use in safety shoes, insoles have to fulfill the highest requirements regarding orthopedic function and also comfort. The Secosol® Complete insole respects the existing type examination standards and is type-tested for more than 1,400 different models of various manufacturers. Therefore trust in our know-how and the competence of our experienced employees. Secosol®Complete. Developped for your foot.
For further information please visit www.hartmann-os.com

ORTHOstat®
Orthopädische Einlage nach ESD-Sicherheitsstandard.

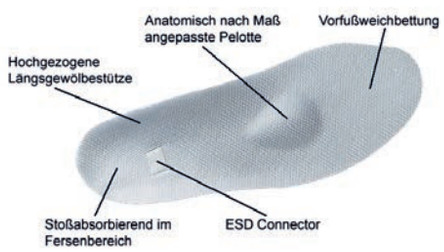

ORTHO*stat*® is ABEBA's individual orthopedic insole according to EN ISO 20345:2011 and 20347:2012.

Anatomically shaped treading surface for the heel, support of the longitudinal and transverse arches, anatomically customized pad, cushioning of the metatarsal heads, especially light and dimensionally stable, skin-friendly, safety shoe remains certified.

Secosol® Complete or ORTHOstat® - as easy as this:

1. Choose a shoe with the ORTHOstat® or Secosol® Complete icon
2. Demand the foam for your footprint
3. For further information see **dpv*link* 20191**

dpv*link* 20191

Article	Type
DPV-3550.Schaum	Foam for footprint

ESD socks

ESD socks Basic

86% cotton, 12% polyester,
1% elastane, 1% Bekinox®

- anatomically shaped footbed
- skin-friendly materials
- highly elastic, non-constricting cuffs
- washable up to 30°C
- available sizes
  36-38, 39-41, 42-43, 44-45, 46-47

dpv*link* 22632

Article	Color	Size
	ESD socks Basic	
EL-900019	black	35-50

ESD socks Perfect Fit

44% cotton, 37% Coolmax®, 15% polyamide,
3% elastane, 1% Bekinox®

- anatomically shaped footbed
- skin-friendly materials
- climate-regulating COOLMAX® yarn
- highly elastic, non-constricting cuffs
- reinforced heel, toe and sole
- washable up to 30°C
- available sizes
  36-38, 39-42, 43-46, 47-50

dpv*link* 22635

Article	Color	Size
	ESD socks Perfect Fit	
EL-900020	black / grey	35-50

ESD socks 8201 LIGHT

50% modal, 36% nylon, 12% polyester, 1% elasthan, 1% carbon fiber

- very good fit, fine
- breathable and odor-inhibiting
- protection against wet feet and abrasions
- washable up to 40°C
- available sizes
  36-38, 39-41, 42-43, 44-45, 46-47

dpv*link* 19672

Article	Color	Size
	ESD socks 8201 LIGHT	
JA-8201	black	36-47

ESD Line socks

90% polyester, 7% elastane, 3% silver treads

- Perfectly fitting and flexible socks
- conductive fibers in the heel and toe
- washable up to 40°C
- with ESD logo

dpv*link* 14258

Article	Color	Size
	ESD Line socks	
2720.4260.S	white / grey	36-38
2720.4260.M	white / grey	39-40
2720.4260.L	white / grey	41-42
2720.4260.XL	white / grey	43-45
2720.4260.XXL	white / grey	46-48

All Season COTTON ESD socks

All Season COTTON ESD socks

49% cotton , 22% pylyamide, 17% polyester, 9% acryl, 2% elastane, 1% Bekinox® (metal fibers)

- adapts to the temperature of the foot
- absorbs up to 80% moisture
- strong
- washable up to 40°C
- available sizes
  35-38, 39-42, 43-46, 47-50

dpv*link* 19623

Article	Color	Size
	All Season COTTON ESD socks	
BT-11300	grey	35-50

ESD socks

ESD socks Bata Cool series - professional

39% polyamide, 39% polyester PRO-COOL®, 20% cotton, 1% elastane, 1% Bekinox®

- anti-bacterial
- high quality
- washable up to 40°C
- dissipative
- sizes availabe
  35-38, 39-42, 43-46, 47-50

dpv*link* 17395

Article	Color	Size
	ESD socks	
BT-10101	black	35-50
BT-10100	black / grey	35-50

ESD socks

66% cotton, 31% polyamide, 2% elasthan, 1% carbon fiber

- comfortable ESD socks
- nearly seamless, no rubbing against the skin
- durable, dimensionally stable
- toe and heel area slightly padded
- color: graphite/grey
- washable up to 40°C
- available in the sizes
  36-39, 40-42, 43-46

dpv*link* 24787

Article	Color	Size
	ESD socks	
SI-99360	graphite / grey	36-46

ESD sneaker socks

40% polyamide, 42% Microlon polyamide, 14% polypropylen, 2% elasthan, 2% carbon fiber

- comfortable ESD sneaker socks
- angle-high, soft socks
- toe and heel area slightly padded
- durable
- color: graphite/grey
- washable up to 40°C

available in the sizes 36-39, 40-42, 43-46

dpv*link* 24789

Article	Color	Size
	ESD sneaker socks	
SI-99372	graphite / grey	36-46

Weitere Artikel finden Sie unter www.compumet.ch

Care products

Fresh shoe deo spray

Fresh shoe deo spray with long-term effect

- colorless
- long-lasting fragrance
- eco-friendly pump dispenser

dpv*link* 23170

Article	Type
2500.B1505	**Shoe-Fresh Bama** 100 ml spray bottle
2500.B1508	**Trainer Fresh Bama** Antibacterial effect - eliminates 99.9% of bacteria 100 ml spray bottle

Express shine sponge Bama

BAMA express shine sponge for fast care of smooth leather shoes - shiny shoes without polishing

- specially for smooth leather
- protects and gives intensive shine
- colorless
- content: 5 ml

dpv*link* 23298

Article	Type
2500.B1603	**Express shine sponge Bama, 5 ml**

Fine wax care Bama

BAMA Fine wax care for the intensive care of smooth leather shoes

- ideal for all types of smooth leather
- cares and protects sensitive and high-quality leather
- gives shine
- colorless
- content: 250 ml

dpv*link* 23300

Article	Type
2500.B1608	**Fine Wax care Bama, 250 ml**

Cleansing and caring foam Bama

BAMA Cleansing and caring foam cleans and cares effectively all materials

- effective care and cleaning for all materials
- tested and recommended for breathable membranes
- removes also snow and salt stains
- colorless
- content: 300 ml

dpv*link* 23302

Article	Type
2500.B1612	**Cleansing and caring foam Bama, 300 ml**

Active Universal care Bama

BAMA Active universal care cares, protects and refreshes the colors of the materials and can be used on shoes, jackets and bags

- suitable for all materials like e.g. smooth, suede and patent leather as well as synthetic materials, textile and material combinations
- tested and recommended for breathable membranes
- colorless
- content: 300 ml

dpv*link* 23304

Article	Type
2500.B1613	**Active Universal care Bama, 300 ml**

Impregnating spray Bama

BAMA Universal impregnating spray protects the material from moisture and dirt

- suitable for all materials like e.g. smooth, suede and patent leather as well as synthetic materials, textile and material combinations
- tested and recommended for breathable membranes
- colorless
- content: 400 ml

dpv*link* 23306

Article	Type
2500.B1620	**Impregnating spray Bama, 400 ml**

Protector 3x3 WOLY

Highly effective impregnation spray, suitable for all textiles, smooth and rough leather

- colorless
- repels oil and dirt
- recommended for shoes and textiles with climatic membrane

dpv*link* 18059

Article	Type
2500.W1530	**Protector WOLY, 250 ml**

High-Tech-Lotion WOLY

Profitable care emulsion, especially made for high-tech materials like smooth leather, reptile and patent leather.

- color-untensifiying, provides gloss and a comfortable grip
- fruity fresh fragance
- suitable for all colors
- protects the material against environmental influences

dpv*link* 20342

Article	Type
2500.W1489.N	**High-Tech-Lotion WOLY, 75 ml**

Heel grounders and overshoes

Mobile dispenser for overshoes CANMAT S-50 and S-100

The mobile dispensers for overshoes CANMAT S-50 and S-100 were developed especially for visitors of ESD protected zones and cleanroom areas. There is no more troublesome bending down - long waiting periods of visitor groups can thus be avoided. Both CANMAT dispensers can be placed quickly and easily, everywhere.

CANMAT S-100

CANMAT S-50

- Ideal for large groups
- Easy filling
- Visible filling level
- High capacity
- Quick and easy handling

Handling:

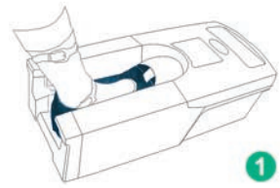

1 Put your foot on the metal plate of the CANMAT S-50 / S-100.

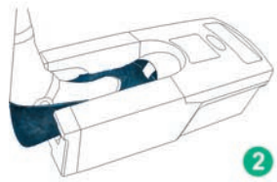

2 Draw your foot back while an overshoe is being fitted on over your shoe.

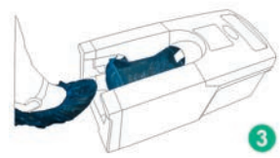

3 Draw your foot back until the clips have released and the overshoe has been completely put over your shoe.
Then put the black grounding strap of the overshoe into your shoe - ready!

Overshoes for CANMAT **S-50 and S-100** - see article number 2560.860.S110

PU/Magazine = 80 pieces, only complete PUs available

In compliance with ESD standard DIN EN 61340-5-1

dpv*link* 14716

Article	Type
2560.860.S050	**Mobile Dispenser CANMAT S-50** Capacity: 100 pieces Dimensions: 690 x 320 x 230mm (LxWxH) Weight: 8.6 kg
2560.860.S100	**Mobile Dispenser CANMAT S-100** Capacity: 200 pieces Dimensions: 740 x 310 x 900 mm (LxWxH) Weight: 18 kg

Disposable overshoes ESD for CANMAT S-50 and S-100

Disposable overshoes ESD with contact strap

- for CANMAT S-50 or CANMAT S-100
- **slip- and water-resistant**
- white
- one size fits all 35-48
- PU magazine = 80 pieces

In compliance with the ESD standard DIN EN 61340-5-1

dpv*link* 23857

Article	Type
2560.860.S110	Disposable overshoes ESD for CANMAT S-50 and S-100

Further overshoes, also as non-ESD version, available on request.

Weitere Artikel finden Sie unter www.compumet.ch

Disposable overshoes

- Disposable overshoe for outdoor shoes
- with contact strap
- Eco 300 PU = 120 pieces / bag (60 pairs)
- Premium 400 PU = 100 pieces / bag (50 pairs)

In compliance with ESD standard DIN EN 61340-5-1

dpv*link* 118

Article	Type	Size	Color
2560.830.1.60	Eco 300	35-48	light blue
2560.835.1.50	Premium 400	35-47	light blue

Reusable overshoe type PCR-125

- Reusable overshoe for outdoor shoes
- outsole made of conductive rubber material
- **anti-slip profile**
- contact strap with conductive carbon coating (exchangeable)
- PU = 1 pair

In compliance with ESD standard DIN EN 61340-5-1

dpv*link* 21219

Article	Type	Size	Color
2760.PCR125.1	Reusable overshoe type PCR-125 size 1	35-39	white
2760.PCR125.2	Reusable overshoe type PCR-125 size 2	40-43	white
2760.PCR125.3	Reusable overshoe type PCR-125 size 3	44-48	white

Replaceable contact strap for reusable overshoes type PB 120 and type PCR-125

dpv*link* 8290

Article	Type
2760.PB120.40	Replaceable contact strap PU= 100 pieces

Overshoes

- Cleanroom overshoe
- ankle-high
- elastic band
- upper integrity 1750 antibacterial
- synthetic leather outsole

In compliance with the ESD standard DIN EN 61340-5-1

dpv*link* 10145

Article	Type	Size	Color
1000.3900.36-37	Overshoes size 1	36-37	white
1000.3900.38-39	Overshoes size 2	38-39	white
1000.3900.40-43	Overshoes size 3	40-43	white
1000.3900.44-46	Overshoes size 4	44-46	white
1000.3900.47-48	Overshoes size 5	47-48	white
1000.3910.36-37	Overshoes size 1	36-37	light blue
1000.3910.38-39	Overshoes size 2	38-39	light blue
1000.3910.40-43	Overshoes size 3	40-43	light blue
1000.3910.44-46	Overshoes size 4	44-46	light blue
1000.3910.47-48	Overshoes size 5	47-48	light blue

Reusable overshoe Type PB-120

- Reusable overshoe for outdoor shoes
- upper material of 98% polyester and 2% conductive yard
- outsole made of conductive rubber material
- contact strap with conductive carbon coating (exchangeable)
- PU = 5 pairs/bag

In compliance with ESD standard DIN EN 61340-5-1

dpv*link* 8286

Article	Type	Size	Color
2760.PB120.1	Reusable overshoe type PB-120 size 1	35-39	white
2760.PB120.2	Reusable overshoe Type PB-120 size 2	40-43	white
2760.PB120.3	Reusable overshoe Type PB-120 size 3	44-48	white

Overshoes

- Grounding system for outdoor shoes
- upper polyamide
- washable by hand up to 30°C
- synthetic rubber outsole
- conductive contact strap with internal snap

In compliance with ESD standard DIN EN 61340-5-1

dpv*link* 113

Article	Type	Size	Color
2560.801	Overshoes	36-42	white
2560.802	Overshoes	42-48	white

Disposable heel grounder

Conductive polyester strap, self-adhesive, for visitors with normal outdoor shoes or boots, yellow/black.

In compliance with the ESD standard DIN EN 61340-5-1

dpv*link* 121

Article	Type	L [mm]
2560.894	Pack with 100 heel grounders	300
2560.894.600	Pack with 100 heel grounders	600

Wall-mounted container for disposable heel grounders

Screw-on wall mount made of plastic for always handy disposable heel grounders

dpv*link* 5862

Article	Type
2560.894.H	Wall-mounted container for disposable heel grounders 300 mm
2560.894.H-600	Wall-mounted container for disposable heel grounders 600 mm

Permanent heel grounder for visitors

Permanent heel grounder with clip closure for visitors with exchangeable contact strips, with snap fastener. 1 MOhm safety resistance.

dpv*link* 110

Article	Type
2560.893.R.blue	**Permanent heel grounder** with snaps for contact stripes, clip closure
2560.893.R.red	**Permanent heel grounder** with snaps for contact stripes, clip closure

Contact strips

- replacement contact strips ESD
- textile and carbon
- snap 10 mm

In compliance with the ESD standard DIN EN 61340-5-1

dpv*link* 5863

Article	Type
2560.893.R.050	**Contact stripes VPE = 50 pieces** Length 50 cm
2560.893.R.100	**Contact stripes VPE = 25 pieces** Length 100 cm

Permanent heel grounder with velcro fastener

Permanent heel strap for men and women with velcro fastener. Usable for outdoor shoes with flat heel. 1 MOhm safety resistance.

dpv*link* 104

Article	Closure	Color
	Permanent heel grounder with velcro fastener	
2560.890	velcro fastener	red / blue

Permanent heel grounder D-ring

Permanent heel grounder, D-ring with velcro fastener and large contact surface in the heel area; 1 MOhm safety resistance.

dpv*link* 12945

Article	Closure	Color	contact strip length
	Permanent heel grounder D-ring		
2560.890.HGS	velcro fastener	red / black	400 mm

Weitere Artikel finden Sie unter www.compumet.ch

Permanent heel grounder with clip closure

Permanent heel strap for men and women with clip closure, usable for outdoor shoes with flat heel.

1 MOhm/1.5 MOhm safety resistance.

dpv*link* 13877

Article	Closure	Color	contact strip length
	Permanent heel grounder with clip closure		
2560.890.2	Clip closure	blue / black	400 mm
2560.890.2R	Clip closure	red / black	400 mm
2560.890.3G	Clip closure	yellow / black	450 mm
2560.890.3G-90	Clip closure	yellow / black	900 mm

Women's permanent toe grounder

Permanent toe grounder for outdoor shoes with high heel.

1 MOhm / 1.5 MOhm safety resistance.

dpv*link* 107

Article	Closure	Color
	Women's permanent toe grounder	
2560.891	Standard	black / grey
2560.891.2R	velcro fastener	red
2560.891.3G	Clip closure	black / yellow

Permanent sole grounder women / men

Permanent sole grounder with velcro fastener and large contact surface in heel and ball area.

1 MOhm safety resistance.

dpv*link* 19027

Article	Type	Size
	Permanent sole grounder women / men	
2560.SG1.S	Size S - small	34-37
2560.SG1.M	Size M - medium	38-41
2560.SG1.L	Size L - large	42-45
2560.SG1.XL	Size XL - extra large	46-50

Sole cleaning

Tacky mats

In controlled ESD areas and cleanrooms, the use of **tacky mats** or **adhesive mats** has proven its worth as an ideal tool for cleaning shoe soles and cart wheels. Whether they are used in the semiconductor, pharmaceutical or also in electronic industries, adhesive mats are an **useful barrier against dust**.

You have the choice between disposable peel-off mats or permanantly tacky mats. Both types have such an **adhesive force** that only dust and other particles stick on the mat.

Tacky mats permanent

Permanently tacky mat; cleanable only with warm water, mat regains its adhesive properties after drying.

dpv*link* 442

Article	W [mm]	L [mm]	Thickness [mm]
1000.105.3	1200	600	3
1000.106.3	1000	1000	3
1000.105.5	1200	600	6
1000.106.5	1000	1000	6

Foil tacky mats 30 layers



Foil tacky mats with high adhesive force, 30 layers, in case of decreasing adhesive force, just remove the dirty foil, the new foil is immediately ready for use.
PU = 1 carton = 4 mats

dpv*link* 437

Article	W [mm]	L [mm]	Color
1000.030.1	1140	460	white / transparent
1000.030.3	1140	610	white / transparent
1000.030.1.blau	1140	460	blue
1000.030.3.blau	1140	610	blue

Accessories for foil tacky mats

Frame for mat size 1140 x 610 mm

- rubber frame to edge foil tacky mats
- sloping edges
- cut-out inner part
- easy insertion of the mats
- ideal for sliding
- height 2 to 5 mm
- edge width 70 mm
- color dark grey

dpv*link* 23849

Article	
	Accessories for foil tacky mats
1000.030.3.R	Frame for foil stacky mat 1000.030.3

Industrial sole cleaner

SOLAMAT 90



Four counter-rotating wheel brushes clean the soles from underneath. Two lateral disk brushes clean the edges of the soles. The brushed-off dirt falls into a large drawer at the bottom of the device. This drawer can be removed and cleaned easily.

Technical data:

Drive:	round belt drive
Colors:	Standard agate grey RAL 7038 / ESD graphite RAL 7022
Dimensions (W x D x H):	460 x 560 x 1140 mm
Brushes:	4 nylon wheel brushes ESD / 2 nylon disk brushes
Weight:	43 kg
Aperture priority:	1 min
Power supply:	230 V (optionally 110 V)

dpv*link* 7737

Article	Type
2599.090.ESD	**SOLAMAT 90 ESD**

SOLAMAT 100/ 200

Four wheel brushes clean the soles, while the two lateral disk brushes clean the edges of the shoes. The uppers are cleaned by a third brush. The brushed-off dirt falls into a large drawer that can be cleaned easily. A round belt drive ensures a powerful brushing while running smoothly at the same time.

SOLAMAT 200:

Like the SOLAMAT 100 it is equipped with an additional exhaust and filtering system placed inside the upper part of the case. Dust and aerosols are sucked into the upper part by means of under-inflation and they are collected by a filter. Cleaned air exits via a grid at the rear side of the case.

Technical data:

Colors:	Standard agate-grey RAL 7038 / ESD graphite RAL 7022
Dimensions (W x D x H):	460 x 600 x 1100 mm
Brushes:	4 nylon wheel brushes ESD / 2 nylon disk brushes / 1 horsehair top brush
Weight:	65 kg
Power supply:	50 Hz, 0,18KW, 230 V, 1.6A, IP 54 (Option 110 V - without additional charge) 650 U/min (for brush gear, placed underneath)

dpv*link* 15587

Article	Type
2599.100.ESD	**SOLAMAT 100 ESD**
2599.200.ESD	**SOLAMAT 200 ESD**

DPV ELEKTRONIK

Weitere Artikel finden Sie unter www.compumet.ch

EPAwear® Work coat

EPAwear® work coats - highest quality for optimal ESD protection in electronics manufacturing

EPAwear® work coats of the WhiteLine plus, GreyLine plus and BlueLine plus series have specially been designed for the requirements in electronics manufacturing

- ESD safety according to DIN EN 61340-5-1
- high-quality processing
- double seams for stability and continuous conductivity
- covered snap fastener
- conductive mixed cotton fabric 150 g/m^2
  (67% polyester, 31% cotton, 2% conductive yarn)
- fabrics fulfill Öko-Tex 100 Standard
- very comfortable to wear
- breathable and lightweight
- hard-wearing and durable
- easy-care
- machine washable up to 60°C
- 3 models:
  3/4 design with long sleeves, 1/2 design with long sleeves, 1/2 design with short sleeves

Inscription according to your wishes

- patched logo
- embroidered logo
- direct embroidery
- direct printing

DPV ELEKTRONIK QUALITÄTS SIEGEL MADE IN EUROPE

Quality is important to us!

Made in Europe - we attach importance to high quality of manufacture and use high-quality fabrics. The used fabrics have been tested over many years and ensure optimal characteristics even after frequent washing. They are machine washable up to 60°C, colorfast, easy to care and largely crease-resistant. Double seams ensure longer life and continuous conductivity even after prolonged used. The used materials comply with the Öko-Tex 100 standard.

Further information is available under dpv*link* 8567

Work coat WhiteLine plus EPAwear®

Work coat WhiteLine plus WL-185

- very comfortable to wear
- hard-wearing and durable
- breathable and lightweight
- optimal ESD protection

The unisex work coat WhiteLine plus 185 is available in 3 designs:

3/4 design, long sleeves

1/2 design, long sleeves

1/2 design, short sleeves

All models with 2 side pockets, breast pocket with woven ESD symbol, white pocket piping, lapel collar and continuously covered snap fastener.

Mixed fabric, weight 150 g/m²
67% polyester, 31% cotton and 2% conductive yarn
Machine washable up to 60°C

In compliance with ESD standard DIN EN 61340-5-1

Available sizes: XS, S, M, L, XL, XXL, 3XL, 4XL

dpv*link* 23765

Article	Type	Sleeve length	Size
	Work coat WhiteLine plus WL-185		
2710.WL185-P	3/4 design	long sleeves	XS-4XL
2711.WL185-P	1/2 design	long sleeves	XS-4XL
2712.WL185-P	1/2 design	short sleeves	XS-4XL

Work coat WhiteLine plus WL-180

- very comfortable to wear
- hard-wearing and durable
- breathable and lightweight
- optimal ESD protection

The unisex work coat WhiteLine plus 180 is available in 3 designs:

3/4 design, long sleeves

1/2 design, long sleeves

1/2 design, short sleeves

All models with 2 side pockets, breast pocket with woven ESD symbol, dark blue pocket piping, lapel collar and continuously covered snap fastener.

Mixed fabric, weight 150 g/m²
67% polyester, 31% cotton and 2% conductive yarn
Machine washable up to 60°C

In compliance with ESD standard DIN EN 61340-5-1

Available sizes: XS, S, M, L, XL, XXL, 3XL, 4XL

dpv*link* 23771

Article	Type	Sleeve length	Size
	Work coat WhiteLine plus WL-180		
2710.WL180-P	3/4 design	long sleeves	XS-4XL
2711.WL180-P	1/2 design	long sleeves	XS-4XL
2712.WL180-P	1/2 design	short sleeves	XS-4XL

Weitere Artikel finden Sie unter www.compumet.ch

Work coat WhiteLine plus WL-181

- very comfortable to wear
- hard-wearing and durable
- breathable and lightweight
- optimal ESD protection

The unisex work coat WhiteLine plus 181 is available in 3 designs:

3/4 design, long sleeves

1/2 design, long sleeves

1/2 design, short sleeves

All models with 2 side pockets, breast pocket with woven ESD symbol, dark blue pocket piping, grey edging, lapel collar and continuously covered snap fastener.

Mixed fabric, weight 150 g/m²
67% polyester, 31% cotton and 2% conductive yarn
Machine washable up to 60°C

In compliance with ESD standard DIN EN 61340-5-1

Available sizes: XS, S, M, L, XL, XXL, 3XL, 4XL

dpv*link* 23772

Article	Type	Sleeve length	Size
	Work coat WhiteLine plus WL-181		
2710.WL181-P	3/4 design	long sleeves	XS-3XL
2711.WL181-P	1/2 design	long sleeves	XS-4XL
2712.WL181-P	1/2 design	short sleeves	XS-4XL

Work coat WhiteLine plus WL-182

- very comfortable to wear
- hard-wearing and durable
- breathable and lightweight
- optimal ESD protection

The unisex work coat WhiteLine plus 182 is available in 3 designs:

3/4 design, long sleeves

1/2 design, long sleeves

1/2 design, short sleeves

All models with 2 side pockets, breast pocket with woven ESD symbol, dark blue pocket piping, blue edging, lapel collar and continuously covered snap fastener.

Mixed fabric, weight 150 g/m²
67% polyester, 31% cotton and 2% conductive yarn
Machine washable up to 60°C

In compliance with ESD standard DIN EN 61340-5-1

Available sizes: XS, S, M, L, XL, XXL, 3XL, 4XL

dpv*link* 23773

Article	Type	Sleeve length	Size
	Work coat WhiteLine plus WL-182		
2710.WL182-P	3/4 design	long sleeves	XS-3XL
2711.WL182-P	1/2 design	long sleeves	XS-4XL
2712.WL182-P	1/2 design	short sleeves	XS-4XL

Work coat WhiteLine plus Woman

Work coat WhiteLine plus Woman WLW-175

The WhiteLine women's coat always makes you look good by its figure-hugging cut; for a perfect wearing comfort due to a high-quality finish and maximum mobility.

- very comfortable to wear
- hard-wearing and durable
- breathable and lightweight
- optimal ESD protection

The women's work coat WhiteLine plus Woman 175 is available in 3 designs:



3/4 design, long sleeves | 1/2 design, long sleeves | 1/2 design, short sleeves

All models with 2 side pockets, breast pocket with woven ESD symbol, white pocket piping, lapel collar and continuously covered snap fastener.

Mixed fabric, weight 150 g/m²
67% polyester, 31% cotton and 2% conductive yarn
Machine washable up to 60°C

In compliance with ESD standard DIN EN 61340-5-1

Available sizes: XS, S, M, L, XL, XXL, 3XL

dpv*link* 24196

Article	Type	Sleeve length	Size
	Work coat WhiteLine plus Woman WLW-175		
2710.WLW175-P	3/4 design	long sleeves	XS-3XL
2711.WLW175-P	1/2 design	long sleeves	XS-3XL
2712.WLW175-P	1/2 design	short sleeves	XS-3XL

Work coat GreyLine plus

Work coat GreyLine plus GL-185

NEU

- very comfortable to wear
- hard-wearing and durable
- breathable and lightweight
- optimal ESD protection

The unisex work coat GreyLine plus 185 is available in 3 designs:



3/4 design, long sleeves | 1/2 design, long sleeves | 1/2 design, short sleeves

All models with 2 side pockets, breast pocket with woven ESD symbol, grey pocket piping, lapel collar and continuously covered snap fastener.

Mixed fabric, weight 150 g/m²
67% polyester, 31% cotton and 2% conductive yarn
Machine washable up to 60°C

In compliance with ESD standard DIN EN 61340-5-1

Available sizes: XS, S, M, L, XL, XXL, 3XL, 4XL

dpv*link* 24833

Article	Type	Sleeve length	Size
	Work coat GreyLine plus GL-185		
2720.GL185-P	3/4 design	long sleeves	XS-4XL
2721.GL185-P	1/2 design	long sleeves	XS-4XL
2722.GL185-P	1/2 design	short sleeves	XS-4XL

Weitere Artikel finden Sie unter www.compumet.ch

Work coat GreyLine plus GL-180

NEU DPV ELEKTRONIK

EPA wear GreyLine plus

DPV ELEKTRONIK QUALITÄTS SIEGEL MADE IN EUROPE

TOP PRODUKT

- very comfortable to wear
- hard-wearing and durable
- breathable and lightweight
- optimal ESD protection

The unisex work coat GreyLine plus 180 is available in 3 designs:

3/4 design, long sleeves

1/2 design, long sleeves

1/2 design, short sleeves

All models with 2 side pockets, breast pocket with woven ESD symbol, orange pocket piping, lapel collar and continuously covered snap fastener.

Mixed fabric, weight 150 g/m²
67% polyester, 31% cotton and 3% conductive yarn
Machine washable up to 60°C

In compliance with ESD standard DIN EN 61340-5-1

Available sizes: XS, S, M, L, XL, XXL, 3XL

dpv*link* 24834

Article	Type	Sleeve length	Size
	Work coat GreyLine plus GL-180		
2720.GL180-P	3/4 design	long sleeves	XS-3XL
2721.GL180-P	1/2 design	long sleeves	XS-3XL
2722.GL180-P	1/2 design	short sleeves	S-3XL

Work coat GreyLine plus GL-186

NEU DPV ELEKTRONIK

EPA wear GreyLine plus

DPV ELEKTRONIK QUALITÄTS SIEGEL MADE IN EUROPE

TOP PRODUKT

- very comfortable to wear
- hard-wearing and durable
- breathable and lightweight
- optimal ESD protection

The unisex work coat GreyLine plus 186 is available in 3 designs:

3/4 design, long sleeves

1/2 design, long sleeves

1/2 design, short sleeves

All models with 2 side pockets, breast pocket with woven ESD symbol, dark grey pocket piping, lapel collar and continuously covered snap fastener.

Mixed fabric, weight 150 g/m²
67% polyester, 31% cotton and 3% conductive yarn
Machine washable up to 60°C

In compliance with ESD standard DIN EN 61340-5-1

Available sizes: XS, S, M, L, XL, XXL, 3XL

dpv*link* 24836

Article	Type	Sleeve length	Size
	Work coat GreyLine plus GL-186		
2720.GL186-P	3/4 design	long sleeves	XS-3XL
2721.GL186-P	1/2 design	long sleeves	XS-3XL
2722.GL186-P	1/2 design	short sleeves	XS-3XL

Work coat BlueLine plus

Work coat BlueLine plus BL-180

NEU

- very comfortable to wear
- hard-wearing and durable
- breathable and lightweight
- optimal ESD protection

The unisex work coat BlueLine plus 180 is available in 3 designs:

3/4 design, long sleeves

1/2 design, long sleeves

1/2 design, short sleeves

All models with 2 side pockets, breast pocket with woven ESD symbol, dark blue pocket piping, lapel collar and continuously covered snap fastener.

Mixed fabric, weight 150 g/m²
67% polyester, 31% cotton and 3% conductive yarn
Machine washable up to 60°C

In compliance with ESD standard DIN EN 61340-5-1

Available sizes: XS, S, M, L, XL, XXL, 3XL, 4XL

dpv*link* 24837

Article	Type	Sleeve length	Size
	Work coat BlueLine plus BL-180		
2730.BL180-P	3/4 design	long sleeves	XS-4XL
2731.BL180-P	1/2 design	long sleeves	XS-4XL
2732.BL180-P	1/2 design	short sleeves	XS-4XL

DPV Quality label

The dissipative work coats of the WhiteLine plus, GreyLine plus and BlueLine plus collections offer a reliable protection against electrostatic charge according to DIN EN 61340-5-1: 2008-07 and are comfortable to wear. The high-quality, breathable and specially finished mixed fabric consists of 67% polyester, 31% cotton and 2% conductive yarn. Machine washable up to 60°C.

Safety and quality

The DPV label guarantees highest safety and quality. The fabrics are manufactured in Europe and processed only in Germany. The dissipative EPAwear® work coats offer a reliable protection against electrostatic charge according to DIN EN 61340-5-1: 2008-07. A prudent warehousing and foresighted purchase allow us to offer high-quality products at fair prices. Top conditions for high standard!

Fabric quality and processing
Even after frequent washing, the clothes retain their original shape, are tear-resistant and dissipative. The clothes are sewn with conductive yarn. The formation of knots is avoided. Even in case of a constant use a long durability of the material is possible.

Wearing properties
The proportion of cotton offers a particularly pleasant wearing comfort, the polyester makes the clothes largely wrinkle-resistant. The conductive yarn prevents static charges of the clothing.

Oeko-Tex standard 100 class III.
The materials are tested by means of internationally binding catalogs according to Eco-Tex® 100 . This is based on scientific parameters, and is updated to the current state of the legislation and scientific research annually.

The criteria in details are:

- legally prohibited substances such as carcinogenic dyes
- legally regulated substances such as formaldehyde, softeners, heavy metals or pentachlorophenol
- still legally regulated or prohibited substances that, according to the latest knowledge, are however harmful to health, such as pesticides, allergenic dyes or organic tin compounds
- parameters such as color fastness and a skin-friendly pH value that help the health care of the consumer

Further information can be found on www.oeko-tex.com

Weitere Artikel finden Sie unter www.compumet.ch

Work coat MyLine plus

Work coat MyLine plus

NEU DPV ELEKTRONIK

You haven't found your coat in your wished color combination yet? In this case the MyLine plus collection offers you the possibility to give the work coat your personal touch. The coat colors of the series WhiteLine plus and GreyLine plus can be combined with a colored piping that can be chosen from the below-mentioned color palette.

The work coat is also available in 3 designs:

- 3/4 design, long sleeves
- 1/2 design, long sleeves
- 1/2 design, short sleeves

The high-quality, breathable and specially refined mixed fabric consists of 67% polyester, 31% cotton and 2% conductive fibers. Machine washable up to 60°C. Weight 150 g/m^2.

Please indicate the desired piping color with every order!



3/4 design, long sleeves | 1/2 design, long sleeves | 1/2 design, short sleeves

DPV ELEKTRONIK QUALITÄTS SIEGEL MADE IN EUROPE

Standard color codes for pipings
Please indicate when placing an order. *Example:* 2721.MyLine-P.K711.S

- Weitere Biesenfarben auf Anfrage -

dpv*link* 25095

Article	Type	Sleeve length	Color	Size
	Work coat MyLine plus			
2710.MyLine-P	3/4 design	long sleeves	white	XS-3XL
2711.MyLine-P	1/2 design	long sleeves	white	XS-3XL
2712.MyLine-P	1/2 design	short sleeves	white	XS-3XL
2720.MyLine-P	3/4 design	long sleeves	grey	XS-3XL
2721.MyLine-P	1/2 design	long sleeves	grey	XS-3XL
2722.MyLine-P	1/2 design	short sleeves	grey	XS-3XL

Work coat BlueLine

Work coat BlueLine BL 180

The women's and men's coat BlueLine 180 is available in 3 designs:

3/4 design, long sleeves

1/2 design, long sleeves

1/2 design, short sleeves

All models with 2 side pockets, breast pocket with woven ESD symbol, dark blue pocket piping, lapel collar and continuously covered snap fastener.

Mixed fabric (weight 180 g/m²):
65% polyester, 32% cotton and 3% conductive yarn
Machine washable up to 60°C

In compliance with the ESD standard DIN EN 61340-5-1

Available sizes: XS, S, M, L, XL, XXL, 3XL, 4XL

dpv*link* 8383

Article	Type	Sleeve length	Size
	Work coat BlueLine BL 180		
2730.BL180	3/4 design	long sleeves	XS-4XL
2731.BL180	1/2 design	long sleeves	S-4XL
2732.BL180	1/2 design	short sleeves	XS-4XL

Work coat BlueLine BL-181

The women's and men's coat BlueLine 181 is available in 3 designs:

3/4 design, long sleeves

1/2 design, long sleeves

1/2 design, short sleeves

All models with 2 side pockets, breast pocket with woven ESD symbol, orange pocket piping, lapel collar and continuously covered snap fastener.

Mixed fabric (weight 180g/ m²):
65% polyester, 32% cotton and 3% conductive yarn
Machine washable up to 60°C

In compliance with the ESD standard DIN EN 61340-5-1

Available sizes: XS, S, M, L, XL, XXL, 3XL

dpv*link* 8384

Article	Type	Sleeve length	Size
	Work coat BlueLine BL-181		
2730.BL181	3/4 design	long sleeves	XS-3XL
2731.BL181	1/2 design	long sleeves	S-3XL
2732.BL181	1/2 design	short sleeves	S-3XL

Weitere Artikel finden Sie unter www.compumet.ch

Work coat BlueLine BL-182

The women's and men's coat BlueLine 182 is available in 3 designs:

3/4 design, long sleeves | 1/2 design, long sleeves | 1/2 design, short sleeves

All models with 2 side pockets, breast pocket with woven ESD symbol, dark blue pocket piping, grey edging, lapel collar and continuously covered snap fastener.

Mixed fabric (weight 180 g/m²):
65% polyester, 32% cotton and 3% conductive yarn
Machine washable up to 60°C

In compliance with the ESD standard DIN EN 61340-5-1

Available sizes: XS, S, M, L, XL, XXL, 3XL

dpv*link* 8385

Article	Type	Sleeve length	Size
	Work coat BlueLine BL-182		
2730.BL182	3/4 design	long sleeves	XS-3XL
2731.BL182	1/2 design	long sleeves	S-3XL
2732.BL182	1/2 design	short sleeves	S-3XL

Work coat BlueLineWoman BLW 175

The figure-hugging women's work coat BlueLine Woman 175 is available in 3 designs:

3/4 design, long sleeves | 1/2 design, long sleeves | 1/2 design, short sleeves

All models with 2 side pockets, breast pocket with woven ESD symbol, dark blue pocket piping, lapel collar and continuously covered snap fastener.

Mixed fabric (weight 180 g/m²):
65% Polyester, 32% cotton and 3% conductive yarn
Machine washable up to 60°C

In compliance with the ESD standard DIN EN 61340-5-1

Available sizes: XS, S, M, L, XL, XXL, 3XL

dpv*link* 13059

Article	Type	Sleeve length	Size
	Work coat BlueLineWoman BLW 175		
2730.BLW175	3/4 design	long sleeves	XS-3XL
2731.BLW175	1/2 design	long sleeves	XS-3XL
2732.BLW175	1/2 design	short sleeves	XS-4XL

Work coat ECO-180

The conductive coat ECO-180 protects you against electrostatic charge and the top finish offers you a pleasant wearing comfort. The work coat consists of 68% polyester, 30% cotton and 2% carbon fiber. Machine washable up to 60°C.

In compliance with the ESD standard DIN EN 61340-5-1

TOP PRODUKT

Work coat ECO-180

Short coat with long sleeves, **white**, with 2 lateral pockets, breast pocket with woven ESD warning symbol, light grey pocket piping (breast pocket), lapel collar and completely covered snap fastener.

Short coat with long sleeves, **grey**, with 2 lateral pockets, breast pocket with woven ESD warning symbol, dark grey pocket piping (breast pocket), lapel collar and completely covered snap fastener.

Short coat with long sleeves, **light blue**, with 2 lateral pockets, breast pocket with woven ESD warning symbol, light grey pocket piping (breast pocket), lapel collar and completely covered snap fastener.



Material: 68% polyester, 30% cotton and 2% carbon fibers; 5 mm grid

In compliance with the ESD standard DIN EN 61340-5-1

Available sizes: XS, S, M, L, XL, XXL, 3XL, 4XL, 5XL

dpv*link* 19660

Article	Type	Sleeve length	Color	Size
2701.ECO180	1/2 design	long sleeves	white	XS-5XL
2702.ECO180	1/2 design	long sleeves	grey	XS-5XL
2703.ECO180	1/2 design	long sleeves	light blue	XS-5XL

further designs on request

Weitere Artikel finden Sie unter www.compumet.ch

Company logos / Emblem service

We affix your company logo on all work clothes at a reasonable price.

- **Patched logo**
  By the efficient treatment patched logos are at present the most cost-effective way to affix advertising on your clothing. The adhesive layer creates a very high composite with the clothing.
- **Embroidered logo**
  Embroidered logos give the clothing an exclusive look, even in small quantities. They are suited for industrial cleaning, being washable up to 95°C.
- **Direct embroidery**
  Embroideries on clothes give the impression of exclusiveness. It is rather unsuitable for small quantities. Washable at 95°C it is suitable for industrial cleaning.
- **Direct printing**
  With the textile printing each color is printed by the respective screen directly on the textile and fixed afterwards while drying. This method is ideal for larger quantities of textiles, it is also characterized by a high resistance to washing and easier ironing.

Embroidered emblems or direct stitcheries are mainly used for simple logotypes. We recommend patched emblems for complex logos or images. Direct printing is recommended for larger quantities. For an individual offer we only need your company logo in a common graphics format (jpg, tif, eps, bmp,...) and, if possible, the color codes. Before each order you will obtain a galley proof of the logo.

Send us a template and we will submit you an offer.

Embroidered label / patch with name

ca. 90 x 20 mm, stitched on a textile surface with edging, patch for cotton and mixed fabric. Color according to arrangement.

dpv*link* 8567

Article

	Embroidered label / patch with name
2691.5.Namen	Embroidered label / patch with name

Work coat AM-161 plus

The dissipative work coat AM-161 plus offers a reliable protection against electrostatic charge and is comfortable to wear. The high-quality, light (weight 160g/m^2), breathable and specially finished mixed fabric consists of 63% polyester, 35% cotton and 2% conductive yarn. Machine washable up to 60°C.

Entspricht der ESD-Norm DIN EN 61340-5-1

SÄCHSISCHES TEXTIL FORSCHUNGS INSTITUT e.V.

1/2 design, short sleeves

3/4 design, long sleeves

Our clothes have especially been developed for the requirements in electronics manufacturing. All products marked with this sign are tested and certified by the Sächsischen Textilforschungsinstitut e.V (stfi) according to EN 61340-5-1.

Work coat AM-161 plus standard

Long sleeves, 3/4 design, with 2 side pockets, breast pocket with woven ESD symbol, continuously covered snap fastener.

In compliance with the ESD standard DIN EN 61340-5-1

Available sizes: XS, S, M, L, XL, XXL, 3XL, 4XL, 5XL

dpv*link* 16344		
Article	Color	Size
	Work coat AM-161 plus standard	
2610.AM161	white	XS-5XL
2630.AM161	blue	XS-5XL

Work coat AM-161 plus with short sleeves

Short sleeves, 1/2 design (short coat), with 2 side pockets, breast pocket with woven ESD symbol, continuously covered snap fastener. The model in white/blue has a collar and a breast pocket of contrasting blue.

In compliance with the ESD standard DIN EN 61340-5-1

Available sizes: S, M, L, XL, XXL, 3XL, 4XL

dpv*link* 16348		
Article	Color	Size
	Work coat AM-161 plus with short sleeves	
2640.AM161-K	white / blue	S-4XL
2641.AM161-K	white	S-4XL
2642.AM161-K	blue	S-4XL

Work coat AM-140

The dissipative coat AM-140 offers a reliable protection against electrostatic charge and is comfortable to wear. The high-quality, light, breathable and specially finished mixed fabric consists of 63% polyester, 34% cotton and 3% conductive yarn. Machine washable up to 60°C. Weight 140 g/m².

3/4 design,
long sleeves

3/4 design,
short sleeves

Weitere Artikel finden Sie unter www.compumet.ch

Work coat AM 140 with long sleeves

Long sleeves, 3/4 design with 2 side pockets, breast pocket with woven ESD symbol, continuously covered snap fastener.

In compliance with the ESD standard DIN EN 61340-5-1

Available sizes: XS, S, M, L, XL, XXL, 3XL, 4XL

dpv*link* 5812

Article	Color	Size
	Work coat AM 140 with long sleeves	
2610.AM140	white	XS-4XL
2630.AM140	blue	XS-4XL

Work coat AM140-K short sleeves

Short sleeves, 3/4 design with 2 side pockets, breast pocket with woven ESD symbol, continuously covered snap fastener.

In compliance with the ESD standard DIN EN 61340-5-1

Available sizes: XS, S, M, L, XL, XXL, 3XL

dpv*link* 1374

Article	Color	Size
	Work coat AM140-K short sleeves	
2610.AM140-K	white	XS-3XL
2630.AM140-K	blue	S-3XL

Work coat AM-120

The dissipative coat AM-120 offers a reliable protection against electrostatic charge and is comfortable to wear. The high-quality, very light polyester fabric is made of 98% polyester and 2% conductive yarn.
Machine washable up to 40°C. Weight 120 g/m^2.

Work coat AM-120

Long sleeves, 3/4 design with 2 side pockets, conductive 4 mm grid, polyester fabric (98% polyester, 2% carbonized yarn), breast pocket with woven ESD symbol, continuously covered snap fastener. Machine washable up to 40°C, weight 120 g/m^3. Suitable for clean production areas.

In compliance with the ESD standard DIN EN 61340-5-1

Available sizes: S, M, L, XL, XXL, 3XL

dpv*link* 8294

Article	Color	Size
	Work coat AM-120	
2760.AM120	white	S-3XL

Reusable cap Type HB 120

- Reusable cap
- color white
- material: 98% polyester, 2% carbonized yarn
- suitable for clean production areas
- cleanroom class 100 (ISO 5)
- PU = 10 pieces

In compliance with the ESD standard DIN EN 61340-5-1

dpv*link* 8291

Article	Type	
2760.HB120	Reusable cap Type HB-120	white

You find suitable **reusable overshoes type PB-120** made of the same material under **dpv*link* 8286.**

Reusable overshoe Type PB-120

- Reusable overshoe for outdoor shoes
- upper material of 98% polyester and 2% conductive yard
- outsole made of conductive rubber material
- contact strap with conductive carbon coating (exchangeable)
- PU = 5 pairs/bag

In compliance with ESD standard DIN EN 61340-5-1

dpv*link* 8286

Article	Type	Size	Color
2760.PB120.1	Reusable overshoe type PB-120 size 1	35-39	white
2760.PB120.2	Reusable overshoe Type PB-120 size 2	40-43	white
2760.PB120.3	Reusable overshoe Type PB-120 size 3	44-48	white

Work coat AM-110 extra lightweight

Work coat AM-110 extra lightweight

Long sleeves, 3/4 design, with 2 side pockets, conductive 4-mm grid, dissipative cotton mixed fabric (50% polyester, 47% cotton, 3% carbonized yarn), breast pocket with embroidered ESD logo, snap fastener, machine washable up to 60°C, weight 110g/m^2. Suitable for clean production areas.

In compliance with the ESD standard DIN EN 61340-5-1

Available sizes: XS, S, M, L, XL, XXL, 3XL, 4XL, 5XL

dpv*link* 21215

Article	Color	Size
	Work coat AM-110 extra lightweight	
2760.AM110	white	XS-3XL
2760.AM110-1.4XL	white	4XL
2760.AM110-1.5XL	white	5XL

Workwear GreyLine 180

ESD overalls GreyLine

- Overalls with elastic suspenders
- rear overall pocket with zipper
- zipped fly
- 2 pouch pockets
- fly in contrasting light grey
- double folding rule pocket
- stretch insert

In compliance with ESD standard DIN EN 61340-5-1

Material:
65% polyester, 33% cotton, 2% carbon fibers

Available sizes:
42, 44, 46, 48, 50, 52, 54, 56, 58, 60, 62, 64, 90, 94, 98, 102, 106, 110

You cannot find the suitable image clothing for your company in our product range? Please, don't hesitate to contact us. Special manufacture and other colors are possible.

Individual manufacture is possible for 250 pieces and more.



dpv*link* 21412

Article	Color	Fabric weight g/qm	Size
	ESD overalls GreyLine		
2780.GL813	graphite	180	42-64
2780.GL813-1	graphite	180	90-110

Individual manufacture of at least 250 units possible

Weitere Artikel finden Sie unter www.compumet.ch

ESD blouson GreyLine

- 2 breast pockets
- 2 pockets
- one inside pocket
- pocket for mobile phone
- blouson with turn down collar
- rear and front yoke in light grey
- yellow contrast stripe between rear and front yoke
- pleat in the back for better movement
- width-adjustable snaps

In compliance with the ESD standard DIN EN 61340-5-1

Material: 65% polyester, 33% cotton, 2% carbon fibers

Available sizes: 42, 44, 46, 48, 50, 52, 54, 56, 58, 60, 62, 64

dpv*link* 21406

Article	Color	Fabric weight g/qm	Size
	ESD blouson GreyLine		
2780.GL824	light grey	180	42-64

ESD work trousers GreyLine

- 2 pouch pockets
- fly in contrasting color
- leg gathers width-adjustable by snap
- fly with zipper
- reinforced back pocket
- double folding ruler pocket
- width-adjustable snaps

In compliance with the ESD standard DIN EN 61340-5-1

Material: 65% polyester, 33% cotton, 2% carbon fibers

Available sizes:
42, 44, 46, 48, 50, 52, 54, 56, 58, 60, 62, 64, 90, 94, 98, 102, 106, 108, 110

dpv*link* 21408

Article	Color	Fabric weight g/qm	Size
	ESD work trousers GreyLine		
2780.GL803	graphite	180	42-64
2780.GL803-1	graphite	180	90-110

ESD men's work coat GreyLine

- work coat with lapel collar
- stitched back strap
- 2 sloped side pockets
- breast pocket
- integrated inside pocket
- integrated pocket for mobile phone
- yellow contrast stripe between rear and front yoke
- pleat in the back for better movement
- width-adjustable snaps

In compliance with the ESD standard DIN EN 61340-5-1

Material: 65% polyester, 33% cotton, 2% carbon fibers

Available sizes: 42, 44, 46, 48, 50, 52, 54, 56, 58, 60, 62, 64

dpv*link* 21410

Article	Color	Fabric weight g/qm	Size
	ESD men's work coat GreyLine		
2780.GL834	light grey	180	42-64

Workwear suXXeed

ESD work coat suXXeed

NEU uvex

- lapel collar
- stretch element in sleeve hem
- two fitted side pockets
- center front with hidden snap fastener and sloped cover
- direct embroidery on left upper arm
- ergonomic section course due to elements in the forearm and side
- bust dart
- front and back dart
- breast pocket inside on the left
- woven label on the lower left part of the hem
- industrial cleaning tested according to DIN EN ISO 15797

In compliance with the ESD standard DIN EN 61340-5-1

Material: 66.5% polyester, 32% cotton, 1.5% carbon fibers

dpv*link* 25274

Article	Type	Sleeve length	Color	Size	
	ESD work coat suXXeed				
2785.BL402	3/4 design	long sleeves	graphite	S-6XL	men
2785.BL602	3/4 design	long sleeves	graphite	S-4XL	women

ESD jacket suXXeed

NEU uvex

- ergonomic section course and optimal fitting for the perfect wearing comfort
- lapel collar
- stretch element in sleeve hem
- ergonomic section course due to elements in the forearm and side
- one breast pocket on the left with sloped cover
- two side pockets
- front center with hidden zipper and integrated placket
- direct embroidery on the left upper arm
- industrial cleaning tested according to DIN EN ISO 15797

In compliance with the ESD standard DIN EN 61340-5-1

Material: 66.5% polyester, 32% cotton, 1.5% carbon fibers

dpv*link* 25278

Article	Color	Size	
	ESD jacket suXXeed		
2785.BL412	graphite	XS-6XL	men
2785.BL612	graphite	XS-4XL	women

ESD trousers suXXeed

NEU uvex

- ergonomic section course and optimal fitting for the perfect wearing comfort
- waistband with 5 belt loops
- elastic waistband with patent button
- fly with zipper
- straight back trousers bridge
- integrated gusset
- knee shape by dart
- 2 side pockets
- 1 hip pocket on the right
- 1 leg pocket on the left with simple pleat, flap with hidden snaps
- direct embroidery on the hip pocket on the right
- industrial cleaning tested according to DIN EN ISO 15797

In compliance with the ESD standard DIN EN 61340-5-1

Material: 66.5% polyester, 32% cotton, 1.5% carbon fibers

dpv*link* 25285

Article	Color	Size	
	ESD trousers suXXeed		
2785.BL422	graphite	42-66	men
2785.BL622	graphite	36-54	women

T-Shirt Uni

DPV ELEKTRONIK

T-Shirt Uni, electrostatically dissipative, breathable, with integrated conductive fibers, sleeve with ESD logo, machine washable up to 40°C.
Cotton mixed fabric: 97% cotton, 3% conductive yarn, weight 150 g/m²
In compliance with the ESD standard DIN EN 61340-5-1



dpv*link* 14315

Article	Style	Color	Size
	T-Shirt Uni		
2658.T010	T-Shirt	white	XS-3XL
2658.T210	T-Shirt	dark blue	XS-4XL
2658.T210-V	T-Shirt / V-neck	dark blue	XS-3XL
2658.T910	T-Shirt	royal blue	XS-4XL
2658.T610	T-Shirt	black	XS-4XL
2658.T610-V	T-Shirt / V-neck	black	XS-5XL

T-Shirt Uni High Quality

DPV ELEKTRONIK

T-shirt Uni, electrostatically dissipative, breathable, with conductive inwoven fibers, sleeves with ESD logo, machine washable up to 40°C. High-quality TOP product with excellent wearing comfort.
Cotton mixed fabric: 97% cotton, 3% conductive yarn, weight 195g/m²
In compliance with the ESD standard DIN EN 61340-5-1

TOP PRODUKT

Gewicht 195 g/m²



dpv*link* 17640

Article	Color	Size
	T-Shirt Uni High Quality	
2658.TQ211	dark blue	XS-4XL
2658.TQ611	black	XS-4XL

DPV ELEKTRONIK

Weitere Artikel finden Sie unter www.compumet.ch

T-shirt

T-Shirt, electrostatically dissipative, breathable, with conductive yarn, sleeve with ESD logo, machine washable up to 40°C.
Cotton mixed fabric: 97% cotton, 3% conductive yarn, weight 150 g/m²

In compliance with the ESD standard DIN EN 61340-5-1

dpv*link* 6742

Article	Color	Size
	T-shirt	
2655.T	grey / dark blue	XS-3XL
2657.T	blue / dark blue	XS-4XL

Lady Shirt

Women's T-Shirt or tank top fitted with V neck, electrostatically dissipative. Breathable, with conductive carbon fibers, ESD logo on sleeve or seam, machine washable up to 40°C.

Cotton mixed fabric: 97% cotton, 3% conductive yarn (carbon), weight 150g/m²
In compliance with the ESD standard DIN EN 61340-5-1

dpv*link* 19845

Article	Style	Color	Size
	Lady Shirt		
2658.TT215	Tank Top / V-neck	dark blue	XS-4XL
2658.TT615	Tank Top / V-neck	black	XS-4XL
2658.TL210	T-Shirt / V-neck	dark blue	XS-4XL
2658.TL610	T-Shirt / V-neck	black	XS-4XL

Polo shirt Lady

Polo shirt Lady, electrostatically dissipative, slightly tapered; breathable, conductive fibers, sleeve with ESD logo, machine washable up to 40°C.

Cotton mixed fabric: 96% cotton, 4% conductive yarn, weight 150 g/m²
In compliance with the ESD standard DIN EN 61340-5-1

Tapered cut (close-fitting), short sleeves with slight gathers on the transition to the shoulder, collar with button placket (5 buttons), rounded waistband with lateral insert, stylish colors:

dpv*link* 14477

Article	Color	Size
	Polo shirt Lady	
2658.PL010	white	XS-3XL
2658.PL717	purple	XS-3XL
2658.PL210	dark blue	XS-4XL
2658.PL610	black	XS-4XL

Polo shirt Uni

Polo shirt UNI, electrostatically dissipative. Collar with button placket, breathable, with conductive yarn, sleeve with ESD logo, machine washable up to 40°C.
Cotton mixed fabric: 96% cotton, 4% conductive yarn, weight 210 g/m²

In compliance with the ESD standard DIN EN 61340-5-1



dpv*link* 14319

Article	Color	Size
	Polo shirt Uni	
2670.P010	white	XS-4XL
2670.P210	dark blue	XS-4XL
2670.P610	black	XS-4XL
2670.P910	cornflower blue	XS-4XL

Polo shirt

Polo shirt, electrostatically dissipative, collar with button placket, breathable, with conductive fibers, sleeve with ESD logo, machine washable up to 40°C.

Mixed fabric: 50% cotton, 47% polyester, 3% conductive yarn, weight 210g/m²
Entspricht der ESD-Norm DIN EN 61340-5-1

TOP PRODUKT

dpv*link* 16382

Article	Color	Size
	Polo shirt	
2628.P915	royal blue	XS-4XL
2628.P215	dark blue	XS-4XL
2628.P615	black	XS-5XL

Polo shirt

Polo shirt, electrostatically dissipative. Collar with button placket, breathable, conductive yarn, breast pocket with ESD logo, machine washable up to 40°C.
- Grey with contrasting dark blue collar, breast pocket and sleeves
- Blue with contrasting black collar, breast pocket and sleeves

Mixed fabric: 50% cotton, 47% polyester, 3% conductive yarn, weight 210 g/m²
In compliance with the ESD standard DIN EN 61340-5-1

dpv*link* 154

Article	Color	Size
	Polo shirt	
2625.P	grey / dark blue	XS-4XL
2627.P	blue / black	XS-4XL

Polo shirt long sleeves

Polo shirt with long sleeves, dissipative. Collar with button placket, breathable, with conductive yarn, breast pocket with ESD symbol, machine washable up to 40°C
- blue with contrasting black collar, breast pocket and sleeves
- grey with contrasting dark blue collar, breast pocket and sleeves
- black with black collar, breast pocket and sleeves

Mixed fabric: 50% cotton, 47% polyester, 3% conductive yarn, weight 210 g/m²
In compliance with the ESD standard DIN EN 61340-5-1

dpv*link* 5885

Article	Color	Size
	Polo shirt long sleeves	
2645.P	grey / dark blue	XS-4XL
2647.P	blue / black	XS-4XL
2647.P615	black	XS-4XL

Weitere Artikel finden Sie unter www.compumet.ch

Sweatshirt

Sweatshirt, electrostatically dissipative. Round neck, breathable, comfortable to wear, unisex design, 1/2 design, ESD symbol on the sleeve, machine washable up to 40°C

Mixed fabric: 48% polyester, 48% cotton, 4% conductive yarn, weight 280 g/m²

In compliance with the ESD standard DIN EN 61340-5-1

dpv*link* 16239

Article	Color	Size
	Sweatshirt	
2671.S210	dark blue	XXS-4XL
2671.S610	black	XXS-4XL
2671.S910	royal blue	XXS-4XL

Sweat jacket

Sweat jacket with covered zipper. Electrostatically dissipative, breathable, comfortable to wear, unisex model, 1/2 design, ESD symbol on the sleeve, 2 pockets, machine washable up to 40°C.

Mixed fabric: 48% polyester, 48% cotton, 4% conductive yarn, weight 280 g/m²

In compliance with the ESD standard DIN EN 61340-5-1

dpv*link* 16243

Article	Color	Size
	Sweat jacket	
2671.SJ210	dark blue	XXS-4XL
2671.SJ610	black	XXS-4XL
2671.SJ910	royal blue	XXS-4XL

Sweatshirt Premium

Sweatshirt Premium, electrostatically dissipative. Round neck, breathable, comfortable to wear, unisex design, 1/2 design, ESD symbol on the sleeve, machine washable up to 40°C.
Mixed fabric 240 g/m² (46% polyester, 50% cotton, 4% carbonized yarn)
In compliance with the ESD standard DIN EN 61340-5-1

dpv*link* 21346

Article	Color	Size
	Sweatshirt Premium	
2672.S215	dark blue	2XS-5XL
2672.S615	black	2XS-5XL

Sweat jacket Premium

Sweat jacket Premium, electrostatically dissipative. Zipper, breathable, comfortable to wear, unisex design, 1/2 design, ESD symbol on the sleeve, 2 pockets, machine washable up to 40°C.
Mixed fabric 240 g/m² (46% polyester, 50% cotton, 4% carbonized yarn)
In compliance with the ESD standard DIN EN 61340-5-1 <

dpv*link* 21349

Article	Color	Size
	Sweat jacket Premium	
2672.SJ215	dark blue	2XS-5XL
2672.SJ615	black	2XS-5XL

Sweatshirt

Electrostatically dissipative mixed fabric (43% polyester, 50% cotton, 7% conductive yarn), light, breathable, comfortable to wear, fabric with conductive fibers, unisex model, 1/2 design, ESD symbol on the left upper arm, machine washable up to 40°C, weight 270 g/m²

In compliance with the ESD standard DIN EN 61340-5-1

dpv*link* 10272

Article	Color	Size
	Sweatshirt	
2671.SS.B	blue	S-3XL

Sweat jacket

Sweat jacket, electrostatically dissipative mixed fabric (43% polyester, 50% cotton, 7% conductive yarn), continuous zipper, conductive cuffs, comfortable to wear, light, breathable, unisex model, 1/2 design, ESD symbol on the left upper arm, machine washable up to 40°C, weight 290 g/m²

In compliance with the ESD standard DIN EN 61340-5-1

dpv*link* 20092

Article	Color	Size
	Sweat jacket	
2670.SJ.BL	black	XS-3XL
2670.SJ.BL-1	black	4XL-5XL
2671.SJ.B	blue	XS-3XL
2671.SJ.B-1	blue	4XL-5XL

PremiumSmooth

PremiumSmooth is a NEWLY developed functional textile. Its high-quality inside **adapts softly** to the skin - ensuring therefore an extremely comfortable wearing. The **breathable and moisture-absorbing** micro polyester on the exterior ensures optimal thermal regulation. The result of the EPAwear® PremiumSmooth shirts stands for itself: Smooth comfort combined with **optimal ESD protection**.

T-Shirt / Polo shirt PremiumSmooth

- high electrostatic dissipation
- weight 180g/m²
- for ESD protected working areas
- soft, light and breathable
- very comfortable to wear

PremiumSmooth functional fabric:

47% cotton inside
46% micro polyester outside
7 % conductive fibers

Available in the 2 standard colors black and dark blue.
Your requested color is possible when ordering at least 300 pieces .
With the new innovative PremiumSmooth textile, the new generation of Polo and T-Shirts offers everything a TOP product needs:

- TOP industrial quality
- extremely durable textile
- **extremely comfortable wearing**
- breathable fabric
- pleasant wearing
- wellbeing on the skin
- excellent dissipation values
- Active cold and heat regulation
- timeless cut
- machine washable up to 30°C

TOP PRODUKT

Weitere Artikel finden Sie unter www.compumet.ch

Polo-Shirt Lady PremiumSmooth

Polo shirt PremiumSmooth with high electrostatic dissipation, Premium Smooth fabric (47% cotton inside / 47% micro polyester outside / 7% conductive fibers), weight 180g/m², soft, light and breathable, very comfortable to wear.

In compliance with the ESD standard DIN EN 61340-5-1

dpv*link* 17851

Article	Color	Size
	Polo-Shirt Lady PremiumSmooth	
2675.PL7542	dark blue	XS-3XL
2675.PL7546	black	XS-3XL

Polo-Shirt PremiumSmooth

Polo shirt PremiumSmooth with high electrostatic dissipation, Premium Smooth fabric (47% cotton inside / 47% micro polyester outside / 7% conductive fibers), weight 180g/m²; soft, light and breathable, very comfortable to wear.

In compliance with the ESD standard DIN EN 61340-5-1

dpv*link* 17850

Article	Color	Size
	Polo-Shirt PremiumSmooth	
2675.P7532	dark blue	S-4XL
2675.P7537	anthracite	S-4XL
2675.P7536	black	S-4XL

T-Shirt Lady PremiumSmooth

T-shirt Lady PremiumSmooth with high electrostatic dissipation, Premium Smooth fabric (47% cotton inside / 47% micro polyester outside / 7% conductive fibers), weight 180g/m², with stylish V-neck; soft, light and breathable, very comfortable to wear.

In compliance with the ESD standard DIN EN 61340-5-1

dpv*link* 17853

Article	Color	Size
	T-Shirt Lady PremiumSmooth	
2675.TL7422	dark blue	XS-3XL
2675.TL7426	black	XS-3XL

T-Shirt PremiumSmooth

T-shirt PremiumSmooth with high electrostatic dissipation, PremiumSmooth fabric (47% cotton inside / 47% micro polyester outside / 7% conductive fibers), weight 180g/m²; soft, light and breathable, very comfortable to wear.

In compliance with the ESD standard DIN EN 61340-5-1

dpv*link* 17852

Article	Color	Size
	T-Shirt PremiumSmooth	
2675.T7412	dark blue	S-4XL
2675.T7416	black	S-4XL

Coolmax® ALL SEASON

Coolmax® ALL SEASON with freshPRO technology is a multifunctional high-tech fabric combining several characteristics. It offers its wearer a perfect wearing comfort adapted to the respective degree of temperature and activity.

- perfectly adapted to changing climatic conditions
- pleasant and comfortable to wear
- easy to care and machine washable
- dissipative

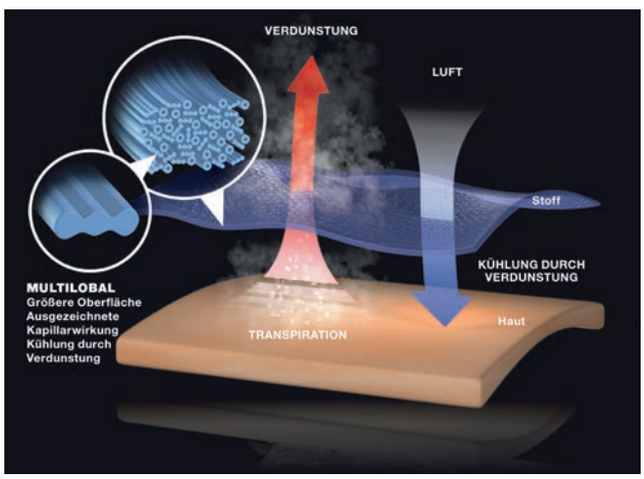

Higher temperatures and increased activity produce a comfortable evaporative cooling.

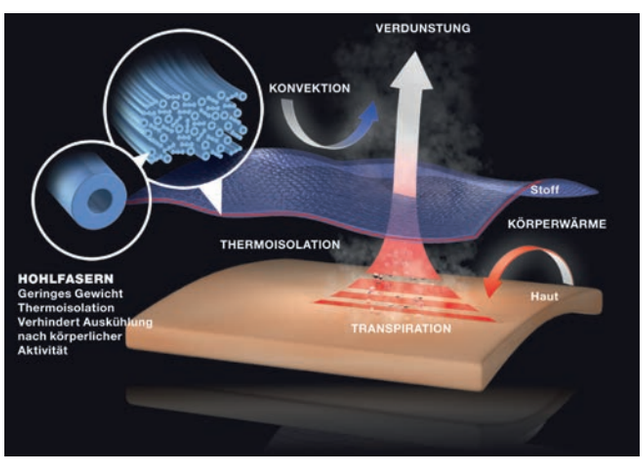

Lower temperatures and activity produce a protective thermal-insulating effect.

Polo shirt Coolmax® ALL SEASON

Polo shirt Coolmax® ALL SEASON with high electrostatic dissipation, weight 160 g/m² for ESD protected work areas, soft, light and breathable, comfortable to wear.

Mixed fabric: 96% Coolmax® ALL SEASON, 4% conductive yarn

In compliance with the ESD standard DIN EN 61340-5-1

- keeps the skin cool and preserves the well-being
- moisture is transported away from the body
- dry wear climate
- easy-care, machine washable
- dissipative



dpv*link* 16371

Article	Style	Color	Size
	Polo shirt Coolmax® ALL SEASON		
2680.P6525	Polo shirt / short sleeves	red	XS-4XL
2680.P6527	Polo shirt / short sleeves	anthracite	XS-4XL
2680.P6522	Polo shirt / short sleeves	dark blue	XS-4XL
2680.P6526	Polo shirt / short sleeves	black	XS-4XL
2680.P6537	Polo shirt / long sleeves	anthracite	XS-4XL
2680.P6532	Polo shirt / long sleeves	dark blue	XS-4XL
2680.P6536	Polo shirt / long sleeves	black	XS-4XL

T-Shirt Coolmax® ALL SEASON

dpv*link* 25464

Article	Style	Color	Size
	T-Shirt Coolmax® ALL SEASON		
2680.T6517	T-Shirt	anthracite	XS-4XL
2680.T6512	T-Shirt	dark blue	XS-4XL
2680.T6516	T-Shirt	black	XS-4XL

Weitere Artikel finden Sie unter www.compumet.ch

Polo-Shirt Lady Coolmax® ALL SEASON

Figure-hugging women's polo shirt Coolmax® ALL SEASON very dissipative, short sleeves, weight 160g/m², for ESD-protected areas, soft, lightweight and breathable, comfortable to wear.

Mixed fabric: 96% Coolmax® ALL SEASON, 4% conductive yarn

In compliance with the ESD standard DIN EN 61340-5-1

- keeps cool and saves well-being
- directs moisture away from the body
- dry wearing comfort
- easy to care and machine-washable
- dissipative

dpv*link* 19498

Article	Color	Size
	Polo-Shirt Lady Coolmax® ALL SEASON	
2680.P5525	red	XS-2XL
2680.P5527	anthracite	XS-2XL
2680.P5522	dark blue	XS-4XL
2680.P5526	black	XS-2XL

Sweatshirt / sweat jacket Coolmax® ALL SEASON

Sweatshirt / sweat jacket Coolmax® ALL SEASON very dissipative, weight 230 g/m² for ESD protected work areas, soft, light and breathable, comfortable to wear.

Mixed fabric: 84% Coolmax® ALL SEASON, 10% conductive yarn, 6% Lycra

In compliance with the ESD standard DIN EN 61340-5-1

- keeps cool and saves well-being
- directs moisture away from the body
- dry wearing comfort
- easy to care and machine-washable
- dissipative

dpv*link* 16377

Article	Style	Color	Size
	Sweatshirt / sweat jacket Coolmax® ALL SEASON		
2685.S6557	Sweatshirt / V-neck	anthracite	XS-4XL
2685.S6552	Sweatshirt / V-neck	dark blue	XS-4XL
2685.S6567	Sweatshirt / lapel collar with zipper	anthracite	XS-4XL
2685.S6562	Sweatshirt / lapel collar with zipper	dark blue	XS-4XL
2685.SJ6577	Sweat jacket	anthracite	XS-4XL
2685.SJ6572	Sweat jacket	dark blue	XS-4XL
2685.SJ6576	Sweat jacket	black	XS-4XL

Women's sweat jacket Coolmax® ALL SEASON

dpv*link* 22323

Article	Style	Color	Size
	Women's sweat jacket Coolmax® ALL SEASON		
2685.SJ5577	Sweat jacket	anthracite	XS-2XL
2685.SJ5572	Sweat jacket	dark blue	XS-2XL
2685.SJ5576	Sweat jacket	black	XS-2XL

Other workwear

ESD Winter vest type 1600

Vest without sleeves, dissipative material (31% polyester, 66% cotton, 3% conductive yarn): unisex version; inside completely with quilted lining, drawstring at hem, panel seams with insertion pockets, 1 breast pocket with zipper, stand-up collar, EPA logo on bottom hem; machine washable up to 40°C.

In compliance with the ESD standard DIN EN 61340-5-1
(standard only fulfilled in connection with further ESD-compliant clothing)

dpv*link* 21228

Article	Color	Size
	ESD Winter vest type 1600	
DPV-1600	graphite	XS-3XL

ESD Winter jacket

ESD winter jacket, material (62% polyester, 34% cotton, 4% conductive yarn) electrostatically dissipative, warming fleece lining; water-repellent, unisex version, EPA logo on the left breast, machine washable up to 40°C.

In compliance with the ESD standard DIN EN 61340-5-1

dpv*link* 19465

Article	Color	Size
	ESD Winter jacket	
DPV-1066	black	XS-2XL

Sizes 3XL to 5XL on request

ESD Winter vest type 1000

Men's winter vest without sleeves, upper material dissipative (98% polyester, 2% conductive yarn) water-repellent, lining of warming cotton fleece, unisex, EPA logo on the left breast, machine washable up to 40°C.

In compliance with the ESD standard DIN EN 61340-5-1
(standard only fulfilled in connection with further ESD-compliant clothing)

dpv*link* 19463

Article	Color	Size
	ESD Winter vest type 1000	
DPV-1000	dark blue	XS-2XL

Sizes 3XL to 5XL on request

ESD Winter jacket

Men's winter vest with long sleeves, upper material dissipative (98% polyester, 2% conductive yarn); warming fleece lining; unisex; EPA-logo on the left breast, machine washable up to 40°C. In compliance with the ESD standard DIN EN 61340-5-1

dpv*link* 19652

Article	Color	Size
	ESD Winter jacket	
DPV-1010	dark blue	XS-2XL

Sizes 3XL to 6XL on request

Weitere Artikel finden Sie unter www.compumet.ch

ESD Softshell jacket in signal color

ESD softshell jacket; material (98% polyester, 2% conductive yarn) electrostatically dissipative; breathable; internal layer Softshell; unisex version; EPA-logo on the left breast, machine washable up to 40°C. In compliance with the ESD standard DIN EN 61340-5-1

dpv*link* 19656

Article	Color	Size
	ESD Softshell jacket in signal color	
DPV-1031	orange	XS-2XL
DPV-1030	neon yellow	XS-2XL

Sizes 3XL to 5XL on request

ESD Reflective vest

ESD warning vest; material (98% polyester, 2% conductive yarn) electrostatically dissipative, florescent with reflecting stripes, unisex version, EPA logo on the left breast, machine washable up to 40°C. In compliance with the ESD standard DIN EN 61340-5-1

dpv*link* 19397

Article	Color	Size
	ESD Reflective vest	
DPV-1026	yellow	XS-2XL
DPV-1027	orange	XS-2XL

Sizes 3XL to 5XL on request

ESD sweatshirt / sweat jacket

NEU

Electrostatically dissipative sweatshirt and sweat jacket; mixed fabric (48% polyester, 48% cotton, 4% conductive yarn), lime-green with collar and cuffs in contrasting black, unisex version, EPA-logo on the left upper arm, weight 300 g/m², machine washable up to 40°C.

In compliance with the ESD standard DIN EN 61340-5-1

dpv*link* 24934

Article	Style	Color	Size
	ESD sweatshirt / sweat jacket		
DPV-1200	Sweatshirt	lime-green	XS-4XL
DPV-1250	Sweat jacket	lime-green	XS-4XL

Trousers ESD BlackLine

The functional ESD working trousers have many pockets for tools. So everything is always within reach. At the same time the trousers are very comfortable to wear due to the laterally elastic Flexbelt® seam.

ESD trousers BlackLine

- electrostatically dissipative
- ESD logo
- weight 180 g/m²
- color black
- sizes 40 - 62
- Flexbelt® waistband very elastic and comfortable to wear
- belt loops

In compliance with the ESD standard DIN EN 61340-5-1

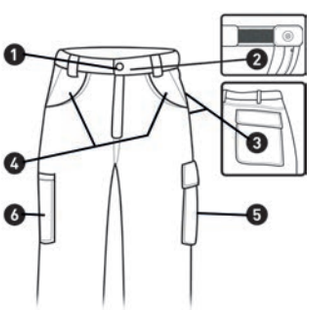

Highlights

1. Covered waistband fastener inside
2. Flexbelt® waistband for high wearing comfort
3. 2x back pockets with flap and velcro fastener
4. 2x large pockets
5. Large thigh pocket with flap and velcro fastener
6. Ruler pocket

Material: 65% polyester, 33% cotton, 2% carbon

Available sizes: 40/42, 44/46, 48/50, 52/54, 56/58, 60/62

dpv*link* 23201

Article	Color	Size	Type	Fabric weight g/qm
	Trousers ESD BlackLine			
2770.BK151	black	40-62	short	180
2770.BK150	black	40-62	long	180

ESD Cap

ESD cap; material (48% polyester, 48% cotton, 4% conductive yarn) electrostatically dissipative, unisex version; one size fits all; EPA labeling at the front, machine washable up to 40°C. In compliance with the ESD standard DIN EN 61340-5-1.
Available in light blue with 210 g/m² or in dark blue with 210 g/m² or with 280 g/m².

dpv*link* 21079

Article	Color	Fabric weight g/qm
	ESD Cap	
DPV-1082	light blue	210
DPV-1081	dark blue	210
DPV-1080	dark blue	280

ESD Loop scarf

ESD loop scarf; electrostatically dissipative

- material
  - 96% cotton
  - 4% conductive yarn
- unisex version
- one size fits all
- available in dark blue and black
- machine washable up to 40°C
- In compliance with the ESD standard DIN EN 61340-5-1

dpv*link* 22695

Article	Color	Fabric weight g/qm
	ESD Loop scarf	
DPV-1085	dark blue	150
DPV-1085.B	black	150

ESD Scarf

ESD scarf; electrostatically dissipative

- material
  - 96% cotton
  - 4% conductive yarn
- unisex version
- one size fits all
- available in dark blue and black
- dimensions 185 x 30 cm
- machine washable up to 40°C
- In compliance with the ESD standard DIN EN 61340-5-1

dpv*link* 22930

Article	Color	Fabric weight g/qm
	ESD Scarf	
DPV-1086	dark blue	150
DPV-1086.B	black	150

Weitere Artikel finden Sie unter www.compumet.ch

Cleanroom clothing

Cleanroom overalls

DPV cleanroom overalls
suitable for cleanrooms and ESD-safe
Material: 110 g/m² (98 % polyester and 2% conductive fibers)

- lapel collar
- covered zipper
- raglan sleeves
- knitted cuffs on arms
- adjustable snaps on legs
- adjustable buttonhole elastic in waist
- snap counterpart for hood
- clip band dispositive for name labeling
- name tape
- thigh pocket with flap on the right
- antistatic
- usable up to cleanroom class ISO 4 (class 10)

On request also available in light blue.

dpv*link* 21424

Article	Color	Size
	Cleanroom overalls	
1010.RR-101	white	S-XXL
1010.RR-201	light blue	S-XXL

Sizes 3XL to 5XL on request

Cleanroom all-around protection hood

- Zipper in front
- with shoulder cover
- adjustment possible with buckle on the back
- large head harness
- snap fixture for mask
- ear insert
- antistatic
- usable up to cleanroom class ISO 4 (class 10)

dpv*link* 21432

Article	Color	Size
1010.RR-107	white	S-XXL
1010.RR-207	light blue	S-XXL

Cleanroom mask

- for buttoning in the all-around protection hood
- antistatic
- usable up to cleanroom class ISO 4 (class 10)

dpv*link* 21444

Article	Color	Size
1010.RR-108	white	one size
1010.RR-208	light blue	one size

Cleanroom coat

DPV cleanroom coat
suitable for cleanrooms and ESD-safe
Material: 110 g/m² (98 % polyester and 2% conductive fibers)

- lapel collar
- snaps in front
- raglan sleeves
- clip band fixture for name labeling
- name tape
- knitted cuffs on arms
- 1 breast pocket
- 2 hip pockets
- antistatic
- usable up to cleanroom class ISO 4 (class 10)

On request also available in light blue.

dpv*link* 21428

Article	Color	Size
	Cleanroom coat	
1010.RR-102	white	S-XXL
1010.RR-202	light blue	S-XXL

Sizes 3XL to 5XL on request

Cleanroom overboot

- high version
- plastic outsole
- with zipper
- clip fastener over instep for optimal fit
- antistatic
- usable up to cleanroom class ISO 4 (class 10)

dpv*link* 21441

Article	Color	Size
1010.RR-112	white	S-XXL
1010.RR-212	light blue	S-XXL

Cleanroom overshoe

- angle-high
- plastic outsole
- elastic
- antistatic
- usable up to cleanroom class ISO 4 (class 10)

dpv*link* 21438

Article	Color	Size
	Cleanroom overshoe	
1010.RR-114	white	S-XXL
1010.RR-214	light blue	S-XXL

dpv*link* - Produkte schnell finden!
www.compumet.ch
z.B.: **dpv*link* 21010** → **dpv*link* 21010**

Tyvek® Protective clothing ESD

Tyvek® is a special and versatile material. It is durable, but also extremely light and soft. Permeable to air and water vapor, Tyvek® fabric provides an excellent barrier as well against water-based chemicals and aerosols as to particles and fibers. It is low-lintig and antistatic. Due to the combination of these special characteristics Tyvek® products are ideal for a wide range of applications and prevent contamination of products and processes by people in the pharmaceutical, food or electronics industry.

Protection: Good barrier to particles due to its structure of extremely fine filaments and a good protection against fine liquid mist and water-based chemicals in low concentration.

Durability: The Tyvek® fabric is extremely durable, tear- and abrasion-resistant. Tyvek® overalls remain intact even under difficult conditions, in case of movements such as those described in the standards for chemical protective clothing.

Comfort: Tyvek® is a breathable fabric. It is permeable to air and water vapor. At the same time it is very soft, light and flexible and feels comfortable on the skin.

Disposable overall Tyvek® Classic Xpert CHF5

Protection against numerous inorganic chemicals in low concentration and particles > 1 µm. TYVEK® is permeable to air and vapor. Not containing any halogen compounds, it can be disposed without further residues that harm the environment or health.

- The ergonomic three-part hood offers the head a better mobility without impeding the field of vision.
- TYVEK® zipper with cover for an improved protection.
- Elastic cuffs on arm and legs end provide a better, tight fitting.

Seams: External seams offer a higher protection against the penetration of solid and liquid particles into the overall.

dpv*link* 8325

Article	Color	Size	Shipping Unit
2790.205	white	S-3XL	25
2790.206	green	S-XXL	100
2790.207	blue	S-XXL	100

Disposable overall Tyvek® CCF5

Protection against numerous inorganic chemicals in low concentration and contamination by radioactive particles. Containing no halogen compounds, it can be disposed without further residues that harm the environment or health.

- Overall with collar.
- TYVEK® zipper with zip cover provide a high tightness.
- Elastic cuffs on the arm and legs end offer a better and tight closure.
- Glued elastic waistband for a reliable fit of the overall and optimal comfort.

Seams: Internal seams reduce the risk of an contamination by the suit preventing the particles from the inside of the overall to the outside.

dpv*link* 8324

Article	Color	Size	Shipping Unit
2790.201	white	S-XXL	100

Disposable coat Tyvek® PL30

Tyvek® disposable coat with 5 snaps, collar and 3 pockets.

Material: Tyvek® 1431 N, 41 g/m², antistatic

Description: Laboratory coat with snap fastener and pockets

dpv*link* 8318

Article	Color	Size	Shipping Unit
2790.100	white	M-XXL	10

Disposable coat Tyvek® PL30NP

Tyvek® disposable coat without pockets with 5 snaps, collar.

Material: Tyvek® 1431 N, 41 g/m², antistatic

Description: Laboratory coat with snap fastener without pockets

dpv*link* 8320

Article	Color	Size	Shipping Unit
2790.105	white	M-XXL	10

Disposable coat Tyvek® PL309

Tyvek® disposable coat with zipper, 2 pockets and collar. Elastic band on the arm end.

Material: Tyvek® 1431 N, 41 g/m², antistatic

Description: Laboratory coat with zipper and pockets

dpv*link* 8322

Article	Color	Size	Shipping Unit
2790.110	white	S-XXL	10

DPV ELEKTRONIK

Weitere Artikel finden Sie unter www.compumet.ch

Disposable cover Tyvek® PH30LO

Tyvek® disposable hood with collar, neck and face edging with elastic band, color: white.

Material: Tyvek® 1431 N, 41 g/m², antistatic

Description: Hood with overlock seam.

dpv*link* 8337

Article	Color	Shipping Unit
2790.305	white	100

Disposable skirt Tyvek® PA30LO

Tyvek® disposable skirt, color: white

Material: Tyvek® 1431 N, 41 g/m², antistatic.

Description: Skirt with chest protector and 2 bands to tie together on the back, length 108 cm.

dpv*link* 8339

Article	Color	Shipping Unit
2790.300	white	100

Disposable gauntlets Tyvek® PS32LA

Tyvek® disposable gauntlets, 50 cm, points of seam at the upper blue elastic, removable for short arms, color: white

Material: Tyvek® 1431 N, 41 g/m², antistatic.

Description: Arm gauntlets with elastic at both ends, 50 cm long. For men and women. Points of seam at the upper blue elastic; removable for short arms.

dpv*link* 8341

Article	Color	Shipping Unit
2790.309	white	200

Disposable overshoe Tyvek® POB0

Tyvek® disposable overshoe, high design with elastic on ankles and calf; color: white

Material: Tyvek® 1431 N, 41 g/m², antistatic.

Description: Overshoe high, 48 cm high, 42 cm long, with strip for fastening over the calf. (2790.316 with slip-resistant outsole)

dpv*link* 8335

Article	Color	Size	Style	Shipping Unit
2790.315	white	one size	Overshoe	200
2790.316	white	one size	Overshoe / slip-resistant outsole	200

Disposable overshoe Tyvek® POS0

Tyvek® disposable overshoe, low design, color: white

Material: Tyvek® 1431 N, 41 g/m², antistatic.

Description: overshoe with elastic on the ankle. Length: 40 cm.

dpv*link* 8330

Article	Color	Size	Shipping Unit
2790.310	white	one size	400

Disposable overshoe Tyvek® POSA, slip-resistant

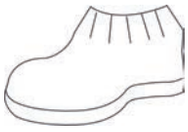

Tyvek® disposable overshoe with reinforced, slip-resistant outsole, low design, color: white

Material: Tyvek® 1431 N, 41 g/m², antistatic.

Description: Overshoe with slip-resistant outsole and elastic on the ankle. Length: 40 cm.

dpv*link* 8332

Article	Color	suitable for shoe sizes	Shipping Unit
2790.311	white	36-42	200
2790.312	white	42-46	200

Tyvek® is a registered trademark of DuPont or one of its affiliate companies.

Disposable cap / mask

Disposable bouffant cap

- white non-woven
- size 1 = Ø 53 cm
- size 2 = Ø 60 cm

PU = box with 1000 pieces

dpv*link* 8435

Article	Style	Color	Size	PU
2795.153	Cover	white	1	1000 piece
2795.160	Cover	white	2	1000 piece

Disposable mask / hygienic mask

NEU

Hygienic disposable mask

- with ear band
- 100% polypropylene
- hydrophobic non-woven fabric
- 3 layers
- 12.5 cm metal stripe for optimal fit
- one size fits all
- made in Europe

PU = box with 50 pieces

dpv*link* 24453

Article	Style	Color	Size	PU
2795.200	mask	white	one size	50 piece

Disposable mask medical mask type II R

NEU

Medical disposable mask type II

Protects the wearer and the people in the surroundings

- 100% polypropylene non-woven fabric
- with meltblown filter layer
- 3 layers
- bacterial filter performance (BFE) ≥ 98%
- metal stripe for optimal fit
- one size fits all
- medical mask with CE marking
- **self-protection / protection of others**
- made in Europe
- complies with the standard EN 14683+AC:2019

PU = box with 50 pieces

dpv*link* 24899

Article	Style	Color	Size	PU
2795.200.MM.R	mask	white	one size	50 piece

Disposable mask medical mask type II

NEU

Medical disposable mask type II

- 100% polypropylene non-woven fabric
- with meltblown filter layer
- 3 layers
- bacterial filter performance (BFE) ≥ 98%
- metal stripe for optimal fit
- one size fits all
- made in Europe
- complies with the standard EN 14683+AC:2019

PU = box with 50 pieces

dpv*link* 24454

Article	Style	Color	Size	PU
2795.200.MM	mask	white	one size	50 piece

Disposable overshoes

- Disposable overshoe for outdoor shoes
- with contact strap
- Eco 300 PU = 120 pieces / bag (60 pairs)
- Premium 400 PU = 100 pieces / bag (50 pairs)

In compliance with ESD standard DIN EN 61340-5-1

dpv*link* 118

Article	Type	Size	Color
2560.830.1.60	Eco 300	35-48	light blue
2560.835.1.50	Premium 400	35-47	light blue

ID card holders

ID card holder Premium

- transparent/clear
- dissipative
- high-quality and flexible material
- insertion pocket with zipper
- upper edging in contrasting yellow
- ESD symbol
- fastening: metal clip

In compliance with the ESD standard DIN EN 61340-5-1

dpv*link* 16247

Article	Version	W [mm]	H [mm]
5221.35016	Portrait format	68	107
5221.35017	landscape format	102	86

ID card holder, transparent dissipative

- clear/ transparent
- ESD symbol
- clip closure
- dissipative

In compliance with the ESD standard DIN EN 61340-5-1

dpv*link* 398

Article	Version	W [mm]	H [mm]	Thickness [mm]
5221.31.IDP.150	landscape format	95	65	0.15
5221.31.IDP	landscape format	95	65	0,25
5221.31.2	Portrait format	56	89	

ID card holder credit card size

- credit card size
- conductive plastic
- clip closure
- portable in portrait and landscape format

In compliance with the ESD standard DIN EN 61340-5-1

dpv*link* 5814

Article	Type
5221.21	Card holder credit card size, black

ESD lanyard

ESD lanyard

- with safety closure
- carabiner
- ESD imprint
- for all ID card holders
- dissipative/yellow

In compliance with the ESD standard DIN EN 61340-5-1

Safety closure
(opens when pulling hard)

dpv*link* 7884

Article	Type
5221.323	ESD Lanyard

Weitere Artikel finden Sie unter www.compumet.ch

ESD gloves

ESD gloves are used to dissipate static electricity. This is necessary because susceptible electronics can be damaged or even destroyed by static discharge if the mounting is made without ESD protection.

ESD gloves must fulfill strict requirements with regard to the electrostatic dissipation.

Gloves series LEO textiles EPAglove®

The gloves of the LEO series are ideal for all dry areas in electronics production. The seamlessly finished textile mixed fabric of the gloves is breathable and combines a perfect fit with a comfortable wearing. Due to the knitted antistatic agent the gloves of type LEO have very good dissipation values. The antistatic agent is not resistant to water and cleanser.

ESD gloves LEO 100 / 200

Gloves made of textile mixed fabric, not washable, very good dissipation values, seamlessly finished, perfect fit, comfortable to wear.

In compliance with the ESD standard DIN EN 61340-5-1

Available sizes: S, M, L, XL, XXL (model LEO 200 also available in XS)

dpv*link* 8343

Article	Type	Size	Color
2070.3100	ESD glove LEO 100	S-XXL	white
2070.3200	ESD glove LEO 200	XS-XXL	grey
2070.3100.SET	ESD glove LEO 100, set mixed sizes, 1 pair each size S-XXL		white
2070.3200.SET	ESD glove LEO 200, set mixed sizes, 1 pair each size XS-XXL		grey

ESD gloves LEO 105 / 205

Gloves made of textile mixed fabric, not washable, very good dissipation values due to knitted antistatic agents, seamlessly finished, perfect fit, comfortable to wear

- PU-coated fingertips

In compliance with the ESD standard DIN EN 61340-5-1

Available sizes: XS, S, M, L, XL, XXL

dpv*link* 8404

Article	Type	Size	Color
2070.3105	ESD glove LEO 105	XS-XXL	white
2070.3205	ESD glove LEO 205	XS-XXL	grey
2070.3105.SET	ESD glove LEO 105, set mixed sizes, 1 pair each size XS-XXL		white
2070.3205.SET	ESD glove LEO 205, set mixed sizes, 1 pair each size XS-XXL		grey

ESD gloves LEO 110 / 210

Gloves made of textile mixed fabric, not washable, very good dissipation values due to knitted antistatic agent, seamlessly finished, perfect fit, comfortable to wear.

- PU-coated palm and fingertips

In compliance with the ESD standard DIN EN 61340-5-1

Available sizes: S, M, L, XL, XXL (model LEO 210 also available in XS)

dpv*link* 8406

Article	Type	Size	Color
2070.3110	ESD glove LEO 110	S-XXL	white
2070.3210	ESD glove LEO 210	XS-XXL	grey
2070.3110.SET	ESD glove LEO 110, set mixed sizes, 1 pair each size S-XXL		white
2070.3210.SET	ESD glove LEO 210, set mixed sizes, 1 pair each size XS-XXL		grey

ESD gloves LEO 125 PLUS

Flexible gloves of very fine nylon fabric, not washable, very high dissipation values due to knitted antistatic agent, seamlessly processed, perfect fit, comfortable wearing, with coated PU fingertips.

In compliance with the ESD standard DIN EN 61340-5-1

available sizes: XS, S, M, L, XL, XXL

TOP PRODUKT

dpv*link* 17858

Article	Type	Size	Color
2070.3125	ESD glove LEO 125+	XS-XXL	white
2070.3125.SET	ESD glove LEO 125+, set mixed sizes, 1 pair each size XS-XXL		white

ESD gloves LEO 130 PLUS

Flexible gloves of very fine nylon fabric, not washable, very high dissipation values due to knitted antistatic agent, seamlessly processed, perfect fit, comfortable wearing, PU coated palm and fingertips.

In compliance with the ESD standard DIN EN 61340-5-1

available sizes: XS, S, M, L, XL, XXL

TOP PRODUKT

dpv*link* 17864

Article	Type	Size	Color
2070.3130	ESD glove LEO 130+	XS-XXL	white
2070.3130.SET	ESD glove LEO 130+, set mixed sizes, 1 pair each size XS-XXL		white

Textile gloves CARBON EPAglove®

ESD glove Carbon 200 STANDARD

Gloves made of textile mixed fabric with carbon fiber, breathable, dissipative, seamlessly finished, perfect fit, comfortable to wear.

In compliance with the ESD standard DIN EN 61340-5-1

Available sizes: S, M, L, XL, XXL

dpv*link* 16324

Article	Type	Size	Conductive fiber
2070.4200	ESD glove Carbon 200 STANDARD	S-XXL	Carbon
2070.4200.SET	ESD glove Carbon 200 STANDARD, set mixed sizes, 1 pair each size XS-XXL		Carbon

ESD glove Carbon 205 AMPERE

Gloves made of mixed textile fabric with carbon fibers, breathable, dissipative, seamlessly finished, perfect fit, comfortable to wear.

- PU coated fingertips

In compliance with the ESD standard DIN EN 61340-5-1

Available sizes: XS, S, M, L, XL, XXL

dpv*link* 16325

Article	Type	Size	Conductive fiber
2070.4205	ESD glove Carbon 205 AMPERE	XS-XXL	Carbon
2070.4205.SET	ESD glove Carbon 205 AMPERE, set mixed sizes, 1 pair each size XS-XXL		Carbon

Weitere Artikel finden Sie unter www.compumet.ch

ESD glove Carbon 210 VOLT

Gloves made of textile mixed fabric (75% nylon, 25% carbon), breathable back of the hand, dissipative, seamlessly finished, perfect fit, comfortable to wear.

- PU-coated palm and fingertips

In compliance with the ESD standard DIN EN 61340-5-1

Available sizes: XS, S, M, L, XL, XXL

dpv*link* 19486

Article	Type	Size	Conductive fiber
2070.4210	ESD glove Carbon 210 VOLT	XS-XXL	Carbon
2070.4210.SET	ESD glove Carbon 210 VOLT, set mixed sizes, 1 pair each size XS-XXL		Carbon

Textile gloves COPPER EPAglove®

The gloves COPPER made of textile mixed fabric with woven conductive copper fibers offer a very good, durable dissipation. All gloves are seamlessly finished and combine perfect fit with comfortable wearing.

In compliance with the ESD standard DIN EN 61340-5-1

ESD glove Copper 100 STANDARD

Gloves made of textile mixed fabric with copper fibers, breathable, dissipative, seamlessly finished, perfect fit, comfortable to wear.

In compliance with the ESD standard DIN EN 61340-5-1

Available sizes: S, M, L, XL, XXL

dpv*link* 411

Article	Type	Size	Conductive fiber
2070.3355	ESD glove Copper 100 STANDARD	S-XXL	Copper
2070.3355.SET	ESD glove Copper 100 STANDARD, set mixed sizes, 1 pair each size S-XXL		Copper

ESD glove Copper 105 AMPERE

Gloves made of textile mixed fabric with copper fibers, breathable, dissipative, seamlessly finished, perfect fit, comfortabe to wear

- PU coated fingertips

In compliance with the ESD standard DIN EN 61340-5-1

Available sizes: S, M, L, XL, XXL

dpv*link* 415

Article	Type	Size	Conductive fiber
2070.4105	ESD glove Copper 105 AMPERE	S-XXL	Copper
2070.4105.SET	ESD glove Copper 105 AMPERE, set mixed sizes, 1 pair each size S-XXL		Copper

ESD glove Copper 110 VOLT

Gloves made of textile mixed fabric with copper fibers, breathable, dissipative, seamlessly finished, perfect fit, comfortabe to wear

- PU coated palm and fingertips

In compliance with the ESD standard DIN EN 61340-5-1

Available sizes: S, M, L, XL, XXL

dpv*link* 417

Article	Type	Size	Conductive fiber
2070.4110	ESD glove Copper 110 VOLT	S-XXL	Copper
2070.4110.SET	ESD glove Copper 110 VOLT, set mixed sizes, 1 pair each size S-XXL		Copper

ESD glove Copper 115 MICRODOTS

Gloves made of textile mixed fabric with copper fibers, breathable, dissipative, seamlessly finished, perfect fit, comfortabe to wear

- palm with PVC micro dots

In compliance with the ESD standard DIN EN 61340-5-1

Available sizes: S, M, L, XL, XXL

dpv*link* 413

Article	Type	Size	Conductive fiber
2070.4115	ESD glove Copper 115 MICRODOTS	S-XXL	Copper
2070.4115.SET	ESD glove Copper 115 MICRODOTS, set mixed sizes, 1 pair each size S-XXL		Copper

Textile gloves CUT EPAglove®

Cut protection glove CUT-505

Gloves of textile mixed fabric with carbon fibers (Chineema 400D, nylon 75D, Spandex 40D), back of the hand breathable, dissipative, seamless, comfortable to wear

- PU-coated palm and fingertips
- cut resistance class 5

In compliance with the ESD standard DIN EN 61340-5-1

Available sizes: S, M, L, XL, XXL

dpv*link* 19674

Article	Type	Size	Conductive fiber
2070.4505	Cut protection glove ESD Type CUT-505	S-XXL	Carbon

Polyester gloves



The gloves made of polyester with woven, conductive carbon fibers have good dissipation values and are suitable for the use in cleanrooms.

ESD glove YUKO

ESD gloves YUKO made of polyester with conductive carbon fiber

- lint-free
- dissipative

In compliance with the ESD standard DIN EN 61340-5-1

Available sizes: S, M, L, XL

dpv*link* 425

Article	Type	Size
2071.5201	ESD glove YUKO Eco	S-XL
2071.5201.SET	ESD glove YUKO Eco, set mixed sizes, 1 pair each size S-XL	

ESD gloves MEGUMI

ESD gloves MEGUMI made of polyester with conductive carbon fiber

- PU coated palm (antistatic)
- lint-free
- dissipative

In compliance with the ESD standard DIN EN 61340-5-1

Available sizes: S, M, L, XL

dpv*link* 22641

Article	Type	Size
2071.5233	ESD gloves MEGUMI Eco	S-XL
2071.5233.SET	ESD glove MEGUMU Eco, set mixed sizes, 1 pair each size S-XL	

Weitere Artikel finden Sie unter www.compumet.ch

ESD glove MIKA

ESD gloves MIKA made of polyester with conductive carbon fiber

- lint-free
- dissipative
- palm with plastic dots (antistatic)

In compliance with the ESD standard DIN EN 61340-5-1

Available sizes: S, M, L, XL

dpv*link* 421

Article	Type	Size
2071.5241	ESD glove MIKA Eco	S-XL
2071.5242	ESD glove MIKA Eco II with cuffs	S-XL
2071.5241.SET	ESD glove MIKA Eco, set mixed sizes, 1 pair each size S-XXL	
2071.5242.SET	ESD glove MIKA Eco II avec cuffs, set mixed sizes, 1 pair each size S-XXL	

Gloves series TEGERA

ESD glove TEGERA 30

ESD glove TEGERA 30 made of goatskin with nylon back

- high-quality materials
- dissipative
- reinforced index finger
- better fit due to elastic band

In compliance with the ESD standard DIN EN 61340-5-1

Available sizes: 5, 6, 7, 8, 9, 10, 11

dpv*link* 12925

Article	Type	Size	Color
2070.TEGERA30	ESD glove TEGERA 30	5-11	blue / white

ESD glove TEGERA 9101

ESD glove TEGERA 9101 made of Microthan/nylon/carbon fiber

- high-quality matierals
- dissipative
- chrome- and silicone-free
- better fit due to elastic band

In compliance with the ESD standard DIN EN 61340-5-1

Available sizes: 5, 6, 7, 8, 9, 10

dpv*link* 12927

Article	Type	Size	Color
2070.TEGERA9101	ESD glove TEGERA 9101	5-10	black / white

ESD glove TEGERA 805

ESD glove TEGERA 805 made of 90% nylon, 10% carbon fibers

- breathable
- high-quality materials
- fulfills IEC 61340-5-1
- comfortable
- suitable for dry and clean areas

In compliance with the ESD standard DIN EN 61340-5-1

Available sizes: 6, 7, 8, 9, 10,11

dpv*link* 19593

Article	Type	Size	Color
2070.TEGERA805	ESD glove TEGERA 805	6-11	grey

ESD glove TEGERA 810

ESD glove TEGERA 810 made of 80% nylon, 10% polyurethane, 10% carbon fibers

- PU-coated fingertips
- high-quality materials
- fulfills IEC 61340-5-1
- suitable for the use in dry areas and cleanrooms

In compliance with the ESD standard DIN EN 61340-5-1

Available sizes: 5, 6, 7, 8, 9, 10,11

dpv*link* 19591

Article	Type	Size	Color
2070.TEGERA810	ESD glove TEGERA 810	5-11	grey

ESD glove TEGERA 811

ESD glove TEGERA 811 made of 60% nylon, 30%, polyurethane, 10% carbon fibers

- PU-coated palm
- comfortable
- fulfills IEC 61340-5-1
- robust
- suitable for dry areas and cleanroom

In compliance with the ESD standard DIN EN 61340-5-1

Available sizes: 6, 7, 8, 9, 10

dpv*link* 19589

Article	Type	Size	Color
2070.TEGERA811	ESD glove TEGERA 811	6-10	grey / white

Disposable gloves

Disposable nitrile gloves ESD

- antistatic
- powder-free and silicone-free
- textured gripping surface
- 100% nitrile
- available sizes: S (7), M (8), L (9), XL (10)

dpv*link* 23094

Article	Size	L [mm]	Thickness [mm]	PU
2750.7550	S-XL	240	0,10	100 piececarton
2750.7565	S-XL	300	0.15	50 piece carton

ESD disposable vinyl gloves

- antistatic
- long design
- suitable for ISO 5
- PU = 1.000 pcs per box
- Available sizes: S, M, L, XL

dpv*link* 427

Article	Type	Size
2750.000	Vinyl glove	S-XL

Underneath half-finger glove

- light nylon fabric
- suitable for wearing underneath vinyl gloves
- unlimited sensivity of the fingertips
- one size fits all

dpv*link* 429

Article	Type	Size
2071.9913	Underneath half-finger glove	One size fits all

DPV ELEKTRONIK

Weitere Artikel finden Sie unter www.compumet.ch

Finger cots

Finger cots, antistatic

Finger cots are important when handling sensitive components. They assure the protection of the products against static discharge and avoid finger prints.

antistatic
PU = 1440 pcs

dpv*link* 435

Article	Type	Size	Color
2750.100	Finger cots latex	S-XL	rose
2750.105	Finger cots nitrile	S-XL	white
2750.101	Finger cots latex textured	S-XL	rose

Finger cots, conductive

Finger cots are important when handling sensitive components. They assure the protection of the products against static discharge and avoid finger prints.

conductive PU = 1440 pcs.

dpv*link* 433

Article	Type	Material	Size	Color
2750.110	Finger cots	natural rubber latex	S-XL	black

Moisturizing Lotion

I.C. Hand moisturizing lotion "BLUE"

ESD hand moisturizing lotion with aloe vera, improves the contact with wrist straps, keeps the hands moist without any risk of contamination; silicone-free, quickly absorbed.

dpv*link* 7555

Article	Type
2070.1642.235	**I.C. hand moisturizing lotion "BLUE"** 235 ml / dispenser bottle
2070.1642.235-ESD	**I.C. hand moisturizing lotion "BLUE" ESD** 250 ml / dissipative ESD dispenser bottle
2070.1642.470-ESD	**I.C. hand moisturizing lotion "BLUE" ESD** 470 ml / ESD dissipative dispenser with hand pump
2070.1642.940	**I.C. hand moisturizing lotion "BLUE"** 940 ml / dispenser with hand pump
2070.1642.3780	**I.C. hand moisturizing lotion "BLUE"** 3,780 ml / bottle
2070.1642.940.BR	**Wall holder for 940 ml dispenser**

ESD Wrist straps

Elastic wrist straps type A

Elastic wrist straps -adjustable by fastening-
with woven conductive fibers, without metal contact plate - antiallergenic -

dpv*link* 3437

Article	Color	Connection
2050.750.3	light blue	snap 3 mm
2051.750.3	dark blue	snap 3 mm
2050.750.7	light blue	snap 7 mm
2050.750.10	light blue	snap 10 mm
2051.750.10	dark blue	snap 10 mm

Elastic wrist straps type B

Elastic wrist straps -internally adjustable-
with woven conductive fibers, without metal contact plate - antiallergenic -

dpv*link* 3456

Article	Color	Connection
2060.220.3	red	snap 3 mm
2061.220.3	yellow	snap 3 mm
2062.220.3	light blue	snap 3 mm
2063.220.3	dark blue / yellow	snap 3 mm
2064.220.3	black	snap 3 mm
2060.220.10	red	snap 10 mm
2061.220.10	yellow	snap 10 mm
2062.220.10	light blue	snap 10 mm
2063.220.10	dark blue / yellow	snap 10 mm
2064.220.10	black	snap 10 mm

Flexible wrist straps type 2204

- extremely durable elasticity
- comfortable and reliable wearing comfort, 360° contact
- washable
- adjustable to any wrist size
- 3 mm snap

dpv*link* 11234

Article	Color	Connection
3M-2204	red	snap 3 mm

Thermoplastic wrist strap type 4620

- cleanroom compatible
- attractive light strap with high wearing comfort
- hygienic and cleanable wrist strap
- one size fits all

dpv*link* 11236

Article	Color	Connection
3M-4620	blue	snap 3 mm
3M-4620-10	blue	snap 10 mm

Metal wrist strap type standard

Metal wrist strap type standard
adjustable, exchangeable plastic elements

outside with insulating epoxy resin coating

dpv*link* 3477

Article	Color	Connection
2050.750.5.3	light blue	snap 3 mm
2050.750.5.10	light blue	snap 10 mm
2051.750.5.3	black	snap 3 mm
2051.750.5.10	black	snap 10 mm

Metal wrist strap type Speidel

Metal wrist strap type Speidel
adjustable on the connection plate;
outside with insulating epoxyd resin coating
- antiallergenic -

dpv*link* 3532

Article	Color	Connection
2052.750.5.3	black	snap 3 mm
2052.750.5.10	black	snap 10 mm

Disposable wrist strap

Flexible wrist strap made of nylon for temporary personnel grounding in service areas or for visitors.

- black nylon strap with fastening strap
- contact with metal clip
- for use in ranges up to the maximum of 250 V

In compliance with ESD standard DIN EN 61340-5-1

dpv*link* 14622

Article	Type
2060.5410.K	**Disposable wrist strap** Dimensions: 1.5 m length, 12.5 mm width PU = 100 pieces

Grounding cable

Grounding cable / spiral cable

Grounding cable, highly elastic spiral cable;
safety resistance 2 x 1 MOhm

Connection type: snap on both sides

dpv*link* 3542

Article	Color	Connection	Cable length
2100.752.3.4	light blue	snap 3 mm / 4 mm	2.4 m
2101.752.3.4	black	snap 3 mm / 4 mm	2.4 m
2100.752.3.10	light blue	snap 3 mm / 10 mm	2.4 m
2101.752.3.10	black	snap 3 mm / 10 mm	2.4 m
2101.752.3.10.360	black	snap 3 mm / 10 mm	3.6 m
2100.752.7.10	light blue	snap 7 mm / 10 mm	2.4 m
2100.752.10.10	light blue	snap 10 mm / 10 mm	2.4 m
2101.752.10.10	black	snap 10 mm / 10 mm	2.4 m
2101.752.10.10.360	black	snap 10 mm / 10 mm	3.6 m
2101.752.10.10.500	black	snap 10 mm / 10 mm	5.0 m

Grounding cable / spiral cable

Highly elastic grounding cable, 1 MOhm safety resistance

Connection type: snap, 4 mm banana plugs (BA), other

dpv*link* 3551

Article	Color	Connection	Cable length
2100.751.3	light blue	snap 3 mm / BA + alligator clip	2.4 m
2101.751.3	black	snap 3 mm / BA + alligator clip	2.4 m
2100.751.7	light blue	snap 7 mm / BA + alligator clip	2.4 m
2100.751.10	light blue	snap 10 mm / BA + alligator clip	2.4 m
2101.751.10	black	snap 10 mm / BA + alligator clip	2.4 m
2100.751.10.360	light blue	snap 10 mm / BA + alligator clip	3.6 m
2101.751.3.0	black	snap 3 mm / BA safety plug	2.4 m
2100.751.10.0	light blue	snap 10 mm / BA safety plug	2.4 m
2101.751.10.0	black	snap 10 mm / BA safety plug	2.4 m
2101.751.3.2	black	snap 3 mm / socket 4 mm angled GSGS system, compatible with 3M	2.4 m
2101.751.10.2	black	snap 10 mm / eye M5	2.4 m

Mini spiral cable

Mini spiral cable, ultralight, high elasticity
safety resistance 2 x 1 MOhm

Connection type: Snap
Banana plugs 4 mm (BA)

dpv*link* 3589

Article	Color	Connection	Cable length
2101.780.3.10	black	snap 3 mm / 10 mm	2.4 m
2101.780.3	black	snap 3 mm / BA	2.4 m

DPV ELEKTRONIK

Weitere Artikel finden Sie unter www.compumet.ch

Grounding wires / connecting cables

Grounding wire, smooth cable with 1 MOhm safety resistance

Connection type: snap, banana plugs 4 mm (BA), other

dpv*link* 3593

Article	Color	Connection	Cable length
2250.756	black	snap 10 mm / BA	1.5 m
2250.756.2	black	snap 10 mm / eye M5	1.5 m
2250.756.10	black	snap 10 mm / 10 mm	1.5 m
2250.765	black	snap 10 mm / BA	3.0 m
2250.765.2	black	snap 10 mm / eye M5	3.0 m
2250.765.10	black	snap 10 mm / 10 mm	3.0 m
2250.757	black	snap 10 mm / stackable + BA socket/BA	3.0 m
2250.769.A10.2	black	snap 10 mm sloped / screw eye M5	4.6 m
2250.790	black	snap 10 mm sloped / screw eye M4	1.8 m
2250.790.2	black	snap 10 mm sloped / screw eye M4	4.5 m

Connecting cables, smooth cable, without resistance. Connection type: snap, eyelet M4

dpv*link* 3625

Article	Color	Connection	Cable length
2250.761	black	snap 10 mm / 10 mm	0,2 m
2250.762	black	snap 10 mm / 10 mm	1.5 m
2250.762.2	black	snap 10 mm / eye M5	1.5 m
2250.763	black	eye M4 / eye M4	1.5 m
2250.764	black	snap 10 mm / 10 mm	3.0 m
2250.764.2	black	snap 10 mm / eye M5	3.0 m

Further lengths from 0.20 - 10.0 m available on request

Twin conductor fabric wrist strap

Twin conductor wrist strap
++ Series 2300++; adjustable;
only suitable for cable series 2300

dpv*link* 11258

Article	Color	Material
	Twin conductor fabric wrist strap	
3M-2368	turquoise	fabric

Thermoplastic twin conductor wrist strap

Twin conductor wrist strap
++ Series 2300++; adjustable;
only suitable for cable series 2300

dpv*link* 14054

Article	Color	Material
	Thermoplastic twin conductor wrist strap	
3M-4720	blue	thermoplastic

Twin conductor metal wrist straps

Twin conductor metal wrist straps
++ Series 2300++
in different sizes;
only suitable for cable series 2300

dpv*link* 14055

Article	Color	Material	Size
	Twin conductor metal wrist straps		
3M-2384	black	metal	S
3M-2385	black	metal	M
3M-2386	black	metal	L

Twin conductor spiral cable 2300 series

Twin conductor spiral cable 1.5 - 3 m, two-wire, 3M-plug / jack plug 3.5 mm ++ series 2300++; only suitable for twin conductor wrist straps

dpv*link* 11262

Article	Color	Connection	Cable length	Connector
	Twin conductor spiral cable 2300 series			
3M-2360	grey	jack plug 3.5 mm	1.5 m	straight
3M-2370	grey	jack plug 3.5 mm	3.0 m	straight
3M-2371	grey	jack plug 3.5 mm	6.0 m	straight
3M-2360R	grey	jack plug 3.5 mm	1.5 m	angled
3M-2370R	grey	jack plug 3.5 mm	3.0 m	angled

Grounding plugs / boxes

Grounding plug, yellow with 3 ports

Grounding plug yellow, with 3 ports, big plug with plastic holding pins, snap

1 MOhm safety resistance per port

dpv*link* 3663

Article	Color	Connection	Version
	Grounding plug, yellow with 3 ports		
2201.230	yellow	3 x snap 10 mm	EU
2201.230.CH	yellow	3 x snap 10 mm	Switzerland
2201.231	yellow	2 x snap 10 mm + 1 x BA safety socket	EU
2201.231.CH	yellow	2 x snap 10 mm + 1 x BA safety socket	Switzerland
2201.233	yellow	2 x snap 10 mm + 1 x 5 mm screw connector / with knurled nut (for eye M4/M5)	EU
2201.233.CH	yellow	2 x snap 10 mm + 1 x 5 mm screw connector / with knurled nut (for eye M4/M5)	Switzerland
2201.234	yellow	3 x BA safety socket	EU
2201.234.CH	yellow	3 x BA safety socket	Switzerland

further versions available on request

Grounding plug

Grounding plug with 1 port, smooth cable length 1.5 m, plug with plastic holding pins

1 MOhm safety resistance

dpv*link* 3650

Article	Color	Connection	Version
	Grounding plug		
2200.101	yellow / black	snap 10 mm	EU
2200.101.CH	yellow / black	snap 10 mm	Switzerland
2200.103	yellow / black	eye M4	EU
2200.103.CH	yellow / black	eye M4	Switzerland

Grounding plug, spiral cable

Grounding plug with 1 port, spiral cable 2.4 m long, with plastic holding pins

2 MOhm safety resistance

dpv*link* 3654

Article	Color	Connection	Version	Cable length
	Grounding plug, spiral cable			
2200.111	yellow / black	snap 10 mm	EU	2.4 m
2200.111.CH	yellow / black	snap 10 mm	Switzerland	2.4 m
2200.112	yellow / black	snap 4 mm	EU	2.4 m
2200.112.CH	yellow / black	snap 4 mm	Switzerland	2.4 m
2200.113	yellow / black	eye M4	EU	2.4 m
2200.113.CH	yellow / black	eye M4	Switzerland	2.4 m

Grounding box with 3 ports

Grounding box with 3 ports, laterally mounted, flat design (depth 17 mm) as a central grounding terminal, grounding wire 2 m with screw eye M4 / plug

1 MOhm safety resistance per port

LxWxH: 110x38x17mm

dpv*link* 3697

Article	Color	Connection	Version	Connector
	Grounding box with 3 ports			
2200.6603	yellow	3 x snap 10 mm	EU	screw eye M4
2201.6603	yellow	3 x snap 10 mm	EU	connector plug
2201.6603.CH	yellow	3 x snap 10 mm	Switzerland	connector plug

Grounding box with 3 ports

Grounding box with 3 ports, laterally mounted at right ankle, as central grounding terminal, grounding cable 3 m with screw eye M4 / plug

1 MOhm safety resistance per port

LxWxH: 72x37x38mm

dpv*link* 8625

Article	Color	Connection	Version	Connector
	Grounding box with 3 ports			
2200.6503	yellow	3 x snap 10 mm	EU	screw eye M4
2201.6503	yellow	3 x snap 10 mm	EU	connector plug
2201.6503.CH	yellow	3 x snap 10 mm	Switzerland	connector plug

Grounding box with 3 ports

Grounding box with 3 ports, laterally mounted at right angle, as central grounding terminal, grounding wire 3 m with screw eye M4 / plug

1 MOhm safety resistance per port

LxWxH: 72x37x38mm

dpv*link* 8628

Article	Connection	Version	Connector
	Grounding box with 3 ports		
2200.6522	1 x snap 10 mm (A) / 2 x BA safety socket 4 mm (D)	EU	screw eye M4
2201.6522	1 x snap 10 mm (A) / 2 x BA safety socket 4 mm (D)	EU	connector plug
2201.6522.CH	1 x snap 10 mm (A) / 2 x BA safety socket 4 mm (D)	Switzerland	connector plug

Grounding box with 3 ports

Grounding box with 3 laterally mounted ports, for use as central grounding terminal, grounding wire 2 m with screw eye M4, each plug 1 MOhm safety resistance

dpv*link* 3685

Article	Color	Connection
	Grounding box with 3 ports	
2200.121.10.AW	yellow	2 x snap 10 mm + 1 x BA safety socket
2200.121.10.1.AW	yellow	3 x snap 10 mm
2200.121.10.2.AW	yellow	2 x BA safety socket 4 mm / snap 10 mm

Grounding box with 4 ports

Grounding box with 4 laterally mounted ports, as a central grounding reference point, mounting plates, grounding wire 2.5 m with screw eye M4

1 MOhm safety resistance

per port

dpv*link* 3677

Article	Color	Connection
	Grounding box with 4 ports	
2200.121.10	black / yellow	2 x snap 10 mm + 1 x BA safety socket / screw connector with knurled nut (for eye M4/M5)
2200.121.11	black / yellow	3 x snap 10 mm / screw connector with knurled nut (for eye M4/M5)
2200.121.13	black / yellow	1 x snap 10 mm + 2 x BA socket 4 mm / screw connector with knurled nut (for eye M4/M5)

Weitere Artikel finden Sie unter www.compumet.ch

Grounding box with 4 ports

Grounding box with 4 laterally mounted ports, as a central grounding reference point, mounting plates, grounding wire 2.5 m, plugs with plastic holding pins 1 MOhm safety resistance per port

dpv*link* 3681

Article	Color	Connection	Version
2201.121.10	black / yellow	2 x snap 10 mm + 1 x BA safety socket / screw connector with knurled nut (for eye M4/M5)	EU
2201.121.10.CH	black / yellow	2 x snap 10 mm + 1 x BA safety socket / screw connector with knurled nut (for eye M4/M5)	Switzerland
2201.121.11	black / yellow	3 x snap 10 mm / screw connector with knurled nut (for eye M4/M5)	EU
2201.121.11.CH	black / yellow	3 x snap 10 mm / screw connector with knurled nut (for eye M4/M5)	Switzerland

Grounding box with 6 ports

Grounding box with 6 ports, for use as central grounding reference point, grounding wire 2.5 m with screw eye M4, mounting plates, each port 1 MOhm safety resistance

dpv*link* 3665

Article	Color	Connection	Cable length
	Grounding box with 6 ports		
2200.311	black / yellow	6 x snap 10 mm	2.5 m

Grounding box with 6 ports

Grounding box with 6 ports mounted at the top, as a central grounding reference point, mounting plates, grounding wire 2.5 m / plug with plastic holding pins 1 MOhm safety resistance per port

dpv*link* 3669

Article	Color	Connection	Version	Cable length
	Grounding box with 6 ports			
2201.311	black / yellow	6 x snap 10 mm	EU	2.5 m
2201.311.CH	black / yellow	6 x snap 10 mm	Switzerland	2.5 m

Central grounding box

Terminal block for the connection of max. 7 grounding wires with screw eyes M4, for the contact with ESD or protective ground.

dpv*link* 10128

Article	Type	Connection
2200.B	Central grounding terminal	7 screw connections for 4 m eye strip

Grounding box - customer-specific -

Grounding box for use as central grounding terminal, grounding wire 2.5 m available with plug or screw eye M4, each port 1 MOhm safety resistance

The number of connections may vary between 1 and 7.

Connections / Contacts:

Type A	snap 10 mm
Type B	snap 7 mm
Type C	snap 4 mm
Type D	safety sockets for 4 mm banana plug
Type F	safety connector with knurled nut for eye M4/M5
Type G	connection cable approx. 20 cm / eye 4M (for table fame)
Type H	further contacts on request

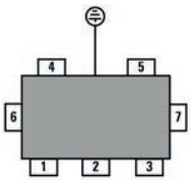

Example:

Connection 1-3	3 x snap 10 mm (connection type A)
Connection 4-5	2 x snap 4 mm (type C)
Connection 6-7	2 x safety socket (type D)

Incl. grounding wire 2.5 mm / eye M4

dpv*link* 3692

Article	Type
2201.spez	**Grounding box - customer-specific -**

Central grounding strip for floor systems

Terminal strip for the grounding of floor systems, consisting of:

- clamping plate with two screws
- 2m self-adhesive copper tape reel
- protective lid
- banana plug socket for connecting the measuring line of a resistance tester
- ESD symbol

dpv*link* 17661

Article	Type
2200.BFE	Central grounding strip for floor systems

Grounding connection set for floor coverings



Grounding connection set for floor coverings for wall mounting with test point (socket 4 mm) and 2 m self-adhesive copper tape, for the grounding of an area up to 10 x 20 m. Grounding wire 3 m with eye.

dpv*link* 8024

Article	Type
2200.3020	Grounding connection set for floor coverings

Accessories

dpv*link* 3642

Article	Type
2287.10.4	**Banana plug adapter, insulated** 10 mm snap / 4 mm snap on BA
2287.10.10	**Banana plug adapter, insulated** 10 / 10 mm snap stackable on BA
2280.778	**Conversion kit of 4 mm** Banana plug socket Snap system 10 mm
2280.771.WKZ	**Riveting tool, large** for 10 mm snap
2280.772.ZA	**Rivet tongs** for snaps 10 mm system
2280.772.WKZ	**Riveting tool -small-** for 10 mm snaps
2280.771	**Snap 10 mm** Snap 10 mm base (ball + riveting part)
2280.773	**Alligator clip, small; uninsulated**
2280.774	**Alligator clip, large; VDE insulated**
2280.800	**Hollow punch** with aluminum plate 80x80x10 mm to punch holes for snap rivets in table and floor coverings, made of forged iron with hardened cutting edge
2280.778.6.7	**Snap adapter 7 mm** 10 mm snap with hexagonal height 3.5 mm, threaded pin M6 x 16 mm hexagonal height + snap = 7 mm
2280.778.6.11	**Snap adapter 11 mm** 10 mm snap with hexagonal height 7 mm, threaded pin M6 x 16 mm hexagonal height + snap = 11 mm
2280.80014	**Snap universal Kit, 10 mm snap, type 80014** Type 80014 - Charleswater consisting of: Snap towball 10 mm, snap spring element 10 mm, short + screw, washer, EPA bonding label, screw base
2280.80016	**Snap universal Kit 2, 10 mm snap, type DPV** consisting of: 10 mm snap towball, screw, washer, EBP lable, screw base (5-part) for table and floor coverings max. thickness 3.5 mm

ESD Service-Kit

Service Kit

Service Kit as a mobile, protected workstation in customer service. For the mobile use the service kit is packed in a durable, antistatic transport bag.

The kit consists of an edged, multi-layered, dissipative vinyl work mat, which is completed by a 3m ground wire with alligator clip and an adjustable wrist strap with spiral cable for personnel grounding.

Tools and grounding systems can be kept in two separate, integrated pockets.

In compliance with ESD standard DIN EN 61340-5-1

dpv*link* 2181

Article	Type
2400.700.KIT	**Service Kit complete (red)** Mat: 610 x 610 mm

Service Kit ECOSTAT®

The permanently dissipative Service Kit is suitable for mobile applications. The blue mat has seamed edges and can be simply folded and fixed with an elastic band.

The kit consists of a TPC mat (thermoplastic polyurethane), with 2 x 10 mm snaps, spiral cable with adjustable wrist strap, 3 m grounding cable with large crocodile clip (VDE). It fulfills the requirements of DIN EN 61340-5-1.

In compliance with ESD standard DIN EN 61340-5-1

dpv*link* 19823

Article	Type
2400.FS.KIT	**Service Kit ECOSTAT®** Wrist strap and 3 m groundind cable with large crocodile clip (VDE) Size: 650 mm x 600 mm

ESD Service Kit Type 726 ECO

The ESD protection is often neglected or simply forgotten during mounting or installing work. But also in this case the endangering of ESD sensitive components and parts is very high.

The kit consists of a permanently dissipative vinyl work mat, is completed by a 3m ground wire with alligator clip and an adjustable wrist strap with spiral cable for personnel grounding.

Tools and grounding systems can be kept in two separate, integrated pockets.

In compliance with ESD standard DIN EN 61340-5-1

dpv*link* 19992

Article	Type
2401.726.ECO-red	**ESD Service Kit Type 726 ECO red** Mat: 650 x 600 mm
2401.726.ECO-blue	**ESD Service Kit Type 726 ECO blue** Mat: 650 x 600 mm

Weitere Artikel finden Sie unter www.compumet.ch

Table and floor coverings

Workplace sets

ESD Table sets, complete

Table sets, depending on model, consisting of:

- Table mat of synthetic rubber
  600 x 900 mm or 600 x 1200 mm
- Selectable colors of mats:
  beige (.2), grey (.3), green (.4), light blue (.5)

- Accessory kit 1

2050.750.3	Wriststrap snap 3 mm adjustable, light blue
2101.752.3.10	Grounding cable snap 3/10 mm spiral cable 2.4m, black
2200.101	Gronding plug snap 10 mm (Europe) dummy Schuko plug, smooth cable 1.5 m
2200.101.CH	Gronding plug snap 10 mm (Switzerland) Plug version Switzerland, smooth cable 1.5 m
2850.10050.EPA	Warning sign PVC 100x50 mm "ESD protected workplace"

beige *platingrau* *spangrün* *hellblau*

Table sets design Europe

dpv*link* 3324

Article	Type
1401.610	**Table set complete design 1** -Table mat 600 x 900 mm -Accessory kit 1 **Color of table mats selectable:** beige [2], grey [3], green [4], blue [5]
1401.615	**Table set complete design 2** -Table mat 600 x 1200 mm -Accessory kit 1 **Color of the table mats selectable:** beige [2], grey [3], green [4], blue [5]

Table sets design Switzerland

dpv*link* 12639

Article	Type
1401.610.CH	**Table set complete design 1** -Table mat 600 x 900 mm -Accessory kit CH **Color of table mats selectable:** beige [2], grey [3], green [4], blue [5]
1401.615.CH	**Table set complete design 2** -Table mat 600 x 1200 mm -Accessory kit CH **Color of table mats selectable:** beige [2], grey [3], green [4], blue [5]

ESD Table/floor sets, complete

Table/floor sets; depending on model, consisting of:

- **Table mat made of synthetic rubber**
  600 x 900 mm article 1402.66 [..].S or
  600 x 1220 mm article 1402.66 [..].S. 2
  Colors: beige [2], grey [3], green [4], blue [5]

beige *platingrau* *spangrün* *hellblau*

- **MAT type astro ec material thickness 2 mm Design 3-6**
  Color: grey/granular design (partly suitable for chair castors)
  1200 x 1500 mm, size 1 [article 1250.653.1500] or
  1200 x 2500 mm, size 2 [article 1250.653.2500]

- **MAT type MEGA material thickness 3.5 mm design 7-10**
  Color: grey stone (suitable for chair castors)
  1200 x 1500 mm, size 1 [article 1250.681.1500] or
  1200 x 2500 mm, size 2 [article 1250.681.2500]

- **MAT type EL II material thickness 2 mm design 11-14**
  Color: medium grey (partly suitable for chair castors)
  1220 x 2000 mm, size 1 [article 1260.791.S] or
  1500 x 2000 mm, size 2 [article 1260.791.S.1]

- **Accessory kit 2** for table / floor sets, including:
  Wrist strap snap 3 mm
  Snap 3 mm, adjustable, blue [article 2050.750.3]
  Grounding cable snap 3/10
  Spiral cable 2.4 m, black [article 2101.752.3.10]
  2 x connecting cable snap 10 mm / eye M4
  smooth cable 1.5 m, black [article 2250.762.2]
  Grounding box with 4 ports
  3 x snap 10 mm + 1 x screw connection with knurled nut M4
  Grounding wire 2.5 m / dummy plug [article 2201.121.11]
  ESD warning labels, PVC foil 40 x 90 mm
  "ESD protected workplace" [article 2850.10050.EPA]

All versions available with plug Switzerland

Table/floor sets designs 3-6



with mat type astro ec, material thickness 2 mm
Color: grey/granular design / synthetic rubber
1200 x 1500 mm, size 1 [article 1250.653.1500] or
1200 x 2500 mm, size 2 [article 1250.653.2500]
(partly suitable for chair castors, by fixation with double-sided adhesive tape or Quick-Lift fabric tape suitable for chair castors)

dpv*link* 3327

Article	Type
1401.620	**Table/floor set complete Design 3** -Table mat 600 x 900 mm -Mat 1200 x 1500 x 2 mm -Accessory kit 2
1401.625	**Table/floor set complete Design 4** -Table mat 600 x 1200 mm -Mat 1200 x 1500 x 2 mm -Accessory kit 2
1401.630	**Table/floor set complete Design 5** -Table mat 600 x 900 mm -Mat 1200 x 2500 x 2 mm -Accessory kit 2
1401.635	**Table/floor set complete Design 6** -Table mat 600 x 1200 mm -Norastat mat 1200 x 2500 x 2 mm -Accessory kit 2

Table/floor sets designs 7-10



with mat type MEGA, material thickness 3.5 mm
Color: grey stone / synthetic rubber
1200 x 1500 mm, size 1 [article 1250.681.1500] or
1200 x 2500 mm, size 2 [article 1250.681.2500]
suitable for chair castors

dpv*link* 3332

Article	Type
1401.665	**Table/floor set complete Design 7** -Table mat 600 x 900 mm -Mat 1200 x 1500 x 3.5 mm -Accessory kit 2
1401.675	**Table/floor set complete Design 8** -Table mat 600 x 1200 mm -Noraplan mat 1200 x 1500 x 3.5 mm -Accessory kit 2
1401.685.1	**Table/floor set complete Design 9** -Table mat 600 x 900 mm -Noraplan mat 1200 x 2500 x 3.5 mm -Accessory kit 2
1401.695	**Table/floor set complete Design 10** -Table mat 600 x 1200 mm -Noraplan mat 1200 x 2500 x 3.5 mm -Accessory kit 2

Table/floor sets designs 11-14



with mat type EL II, material thickness 2 mm
Color: medium grey / PVC/Vinyle
1220 x 2000 mm, size 1 [article 1260.791.S] or
1500 x 2000 mm, size 2 [article 1260.791.S.1]
(partly suitable for chair castors, by fixation with double-sided adhesive tape or Quick-Lift fabric tape suitable for chair castors)

dpv*link* 3337

Article	Type
1401.720	**Table/floor set complete Design 11** -Table mat 600 x 900 mm -Canplan EL II floor mat 1220 x 2000 x 2 mm -Accessory kit 2
1401.725	**Table/floor set complete Design 12** -Table mat 600 x 1200 mm -Canplan EL II floor mat 1220 x 2000 x 2 mm -Accessory kit 2
1401.730	**Table/floor set complete Design 13** -Table mat 600 x 900 mm -Canplan EL II floor mat 1500 x 2000 x 2 mm -Accessory kit 2
1401.735	**Table/floor set complete Design 14** -Table mat 600 x 1200 mm -Canplan EL II floor mat 1500 x 2000 x 2 mm -Accessory kit 2

ESD Table coverings synthetic rubber

The table coverings made of synthetic rubber possess electrostatically conductive and dissipative characteristics. Especially in the electronics industry, they achieve a controlled potential equalization or a gentle discharge and protect thus persons, electronic components and equipment. With their high functionality, the table coverings have stood the test at numerous workplaces worldwide for many years.

Table mats

- suitable for loose laying as well as for bonding
- causes no corrosion on electronic contacts
- resistant to solder and heat
- dissipative, wear-resistant wear layer, high-impedance bottom layer
- easy to clean
- two-layer structure
- highly wear-resistant rubber material, permanently elastic
- abrasion-resistant
- dimensional stability
- environmentally friendly
- free from PVC, plasticizers, halogens and heavy metals

(if necessary, fixation with double-sided adhesive tape or Quick-lift fabric tape)

Material thickness: 2 mm
Colors: beige, grey, green, blue

beige *platingrau* *spangrün* *hellblau*

In compliance with ESD standard DIN EN 61340-5-1

Complete with 2 snaps 10 mm on the short side and rounded corners, one with EBP sign
- other ports available -

dpv*link* 2663

Article	Color	W [mm]	L [mm]	Thickness [mm]
	Table mats			
1402.662.S.1	beige	600	600	2
1402.662.S	beige	600	900	2
1402.662.S.2	beige	600	1200	2
1402.662.S.3	beige	700	1200	2
1402.662.S.4	beige	800	1200	2
1402.663.S.1	grey	600	600	2
1402.663.S	grey	600	900	2
1402.663.S.2	grey	600	1200	2
1402.663.S.3	grey	700	1200	2
1402.663.S.4	grey	800	1200	2
1402.664.S.1	green	600	600	2
1402.664.S	green	600	900	2
1402.664.S.2	green	600	1200	2
1402.664.S.3	green	700	1200	2
1402.664.S.4	green	800	1200	2
1402.665.S.1	light blue	600	600	2
1402.665.S	light blue	600	900	2
1402.665.S.2	light blue	600	1200	2
1402.665.S.3	light blue	700	1200	2
1402.665.S.4	light blue	800	1200	2

DPV ELEKTRONIK

Weitere Artikel finden Sie unter www.compumet.ch

Table covering, rolls

- suitable for loose laying as well as for bonding
- causes no corrosion on electronic contacts
- resistant to solder and heat
- dissipative, wear-resistant wear layer, high-impedance bottom layer
- easy to clean
- two-layer structure
- highly wear-resistant rubber material, permanently elastic
- abrasion-resistant
- dimensional stability
- environmentally compatible
- free from PVC, plasticizers, halogens and heavy metals

(If necessary, fixation with double-sided adhesive tape or Quick-lift fabric tape)

Material thickness: 2 mm
Colors: beige, grey, green, blue

beige *platingrau* *spangrün* *hellblau*

In compliance with ESD standard DIN EN 61340-5-1

dpv*link* 2757

Article	Color	W [mm]	Roll length [m]	Thickness [mm]
	Table covering, rolls			
1402.662.R.061	beige	610	10	2
1402.662.R.100	beige	1000	10	2
1402.662.R	beige	1220	10	2
1402.663.R.061	grey	610	10	2
1402.663.R.100	grey	1000	10	2
1402.663.R	grey	1220	10	2
1402.664.R	green	1220	10	2
1402.665.R.061	light blue	610	10	2
1402.665.R.100	light blue	1000	10	2
1402.665.R	light blue	1220	10	2
1402.66[..].Z		Cutting		

Configurator for cuttings

Individual solutions – configure online

Configurator Table, floor and shelf coverings
dpv*link* KonTBR

Table covering Soft



- Table mat of abrasion-resistant synthetic rubber
- three-layered composite material with foamed core
- Material thickness 3 mm
- 2 x 10 mm snap
- halogen-free
- permanently elastic
- extremely shock-absorbing
- solder- and heat-resistant
- volume conductive

In compliance with ESD standard DIN EN 61340-5-1

Querschnitt:

dpv*link* 19721

Article	Color	W [mm]	L [mm]	Thickness [mm]
	Table covering Soft			
	Tischbelag Soft Tischbelag			
1432.663.SO.S	grey	600	900	3
1432.663.SO.S1	grey	600	600	3
1432.663.SO.S2	grey	1200	600	3
1432.663.SO.S3	grey	1200	700	3
1432.663.SO.S4	grey	1200	800	3
1432.665.SO.S	royal blue	600	900	3
1432.665.SO.S1	royal blue	600	600	3
1432.665.SO.S2	royal blue	1200	600	3
1432.665.SO.S3	royal blue	1200	700	3
1432.665.SO.S4	royal blue	1200	800	3

Table covering Soft rolls

dpv*link* 19830

Article	Color	W [mm]	Roll length [m]	Thickness [mm]
	Table covering Soft rolls			
1432.663.SO.R61	grey	610	10	3
1432.663.SO.R	grey	1220	10	3
1432.663.SO.Zuschnitt	grey	Cutting		
1432.665.SO.R61	royal blue	610	10	3
1432.665.SO.R	royal blue	1220	10	3
1432.665.SO.Zuschnitt	royal blue	Cutting		

ESD Vinyl table coverings

Table coverings made of dissipative vinyl type Typ 8200

The premium table and floor coverings of this product line consist of an unique three-layer structure. The top, permanently dissipative vinyl layer has a sufficiently low resistance for a safe discharge of statically charged conductors. The vinyl layer prevents short circuits between the contacts on the bottom of the PCBs placed onto the working surface. With its highly conductive property, the middle layer makes the most important contribution to the static discharge to ground. The third layer is made of dissipative, slip-resistant foam in order to ensure a safe and reliable hold on the floor surface.

Material thickness: 3.5 mm

Mats complete with 2 snap connectors 10 mm and rounded edges - other connectors also available

In compliance with ESD standard DIN EN 61340-5-1

dpv*link* 17149

Article	Color	W [mm]	L [mm]	Thickness [mm]
	Table coverings made of dissipative vinyl type Typ 8200			
3M-8223.DK	grey	900	600	3.5
3M-8224.DK	blue	900	600	3.5
3M-8213.DK	grey	1200	600	3.5
3M-8214.DK	blue	1200	600	3.5
3M-8203.DK	grey	1800	1200	3.5
3M-8204.DK	blue	1800	1200	3.5

Rolls

dpv*link* 17159

Article	Color	W [mm]	Roll length [m]	Thickness [mm]
	Table coverings made of dissipative vinyl -rolls-			
3M-82A3	grey	1220	15.24	3.5
3M-82A4	blue	1220	15.24	3.5

Configurator for cuttings

Individual solutions – configure online

Configurator Table, floor and shelf coverings
dpv*link* KonTBR

ESD Shelf coverings

EVA Plastic shelf covering

Covering made of EVA plastic suitable for shelves, tool cabinets, worktables, carts and transport trolleys, and other storage surfaces

Material thickness: 1.5 mm
Color: black
Maximum temperature: 50°C
In compliance with ESD standard DIN EN 61340-5-1

dpv*link* 13873

Article	Color	W [mm]	Roll length [m]	Thickness [mm]
	EVA Plastic shelf covering			
1460.500.R.055	black	550	24	1.5
1460.500.R.110	black	1100	24	1.5
1460.500.Z	black	Cutting		1.5

Shelf covering, rolls



Covering made of wear-resistant, synthetic rubber for shelves and storage surfaces; heat-resistant, volume conductive; suitable for loose laying / shelf surfaces.

(If necessary, fixation with double-sided adhesive tape or Quick-Lift fabric tape)

Material thickness: 1.5 mm
Color: black
In compliance with ESD standard DIN EN 61340-5-1

dpv*link* 14539

Article	Color	W [mm]	Roll length [m]	Thickness [mm]
	Shelf covering, rolls			
1450.659.R	black	1220	10	1.5
1450.659.R61	black	610	10	1.5
1450.659.R40	black	400	10	1.5
1450.659.Z	black	Cutting		1.5

DPV ELEKTRONIK

Weitere Artikel finden Sie unter www.compumet.ch

Grooved profile covering +NBR+ rolls

Covering made of NBR (new rubber compound) for transport trolleys, tool cabinets, shelves and other storage surfaces; slip-resistant, volume conductive. Suitable for loose laying / shelf surfaces.

(if necessary, fixation with double-sided adhesive tape or Quick-Lift fabric tape)

Material thickness: 3 mm / groove profile
Color: black
In compliance with ESD standard DIN EN 61340-5-1

dpv*link* 4095

Article	Color	W [mm]	Roll length [m]	Thickness [mm]
	Grooved profile covering +NBR+ rolls			
1451.7500.R.120	black	1200	10	3
1451.7500.Z	black	Cutting	-	3

ESD Table plates / hard laminate HPL ESD

Table plates HPL-ESD

- for the retrofitting of assembly and laboratory workplaces
- electrostatically volume conductive
- top made of dissipative hard laminate with chipboard, bonded with conductive adhesive
- bottom with back pull
- plastic edging band, grey
- standard thickness: 27 mm - special thicknesses available on request
- color: light grey

In compliance with ESD standard DIN EN 61340-5-1

dpv*link* 3342

Article	Ausführung
1920.HPL-ESD	Table plate HPL ESD

Floor mats / floorings

Noraplan® Flooring astro ec



- suitable for loose laying as well as for bonding
- causes no corrosion on electronic contacts
- solder- and heat-resistant
- resistant to cigarette burns
- easy to clean
- permanently elastic
- highly wear-resistant rubber material
- abrasion-resistant
- dimensional stability
- environmentally compatible
- free from PVC, plasticizers, halogens and heavy metals
- largely resistant to chemicals
- German proprietary brand
  (fixation with double-sided adhesive tape or Quick-Lift fabric tape, fixed laying possible)

Material thickness: 2 mm
Color: grey/granular design

In compliance with ESD standard DIN EN 61340-5-1

Floor mats
complete with 2 snaps 10 mm and rounded corners

dpv*link* 14041

Article	Color	W [mm]	L [mm]	Thickness [mm]
	Noraplan® Flooring astro ec			
1250.653.1500	grey	1200	1500	2
1250.653.2000	grey	1200	2000	2
1250.653.2500	grey	1200	2500	2
1250.653.3000	grey	1200	3000	2

Rolls and cuttings

dpv*link* 14557

Article	Color	W [mm]	Roll length [m]	Thickness [mm]
	Noraplan floor covering astro ec, rolls			
1250.653.R	grey	1220	12	2
1250.653.Z	grey	Cutting		2

Flooring type MEGA

Electrostatically volume dissipative flooring made of synthetic rubber with conductive upper surface

- two layers of compound covering
- loose laying without bonding, self-laying
  (if necessary, fixation with double-sided adhesive tape or Quick-Lift fabric tape)

Material thickness: 3.5 mm / suitable for chair castors
Color: dark grey/material design

In compliance with ESD standard DIN EN 61340-5-1
Insulation resistance complies with DIN VDE 0100 T410

Floor mats
complete with 2 snaps 10 mm and rounded corners

dpv*link* 14563

Article	Color	W [mm]	L [mm]	Thickness [mm]
	Flooring type MEGA			
1250.681.1500	dark grey	1200	1500	3.5
1250.681.1650	dark grey	1200	1650	3.5
1250.681.2000	dark grey	1200	2000	3.5
1250.681.2500	dark grey	1200	2500	3.5

Rolls and cuttings

dpv*link* 14569

Article	Color	W [mm]	Roll length [m]	Thickness [mm]
	Flooring type MEGA rolls			
1250.680.R	dark grey	1220	10	3.5
1250.680.Z	dark grey	Cutting		3.5

Flooring PVC / Vinyl Needle-punched nonwoven

Floor mats type EL II SD

Electrostatically dissipative PVC flooring with low-resistance backing. Suitable for loose laying with fixation / floor mats.

(fixation with double-sided adhesive tape or Quick-Lift fabric tape)

Material thickness: 2 mm / suitable for chair castors due to fixation or bonding
Color: medium grey

Completely with 2 snaps 10 mm and rounded corners
In compliance with ESD standard DIN EN 61340-5-1
Insulation resistance corresponds to DIN VDE 0100 T410

dpv*link* 2845

Article	Color	W [mm]	L [mm]	Thickness [mm]
	Floor mats type EL II SD			
1260.791.S	medium grey	1220	2000	2
1260.791.S.1	medium grey	1500	2000	2

Flooring type EL II SD rolls

Artikel 1260.791.0 mittelgrau



Artikel 1260.793.0 mittelblau



Artikel 1260.792.0 grau

Electrostatically dissipative PVC flooring with smooth surface and low-resistance backing.
Suitable for fixed laying by bonding. Cutting suitable for loose laying with fixation.

(fixation with double-sided adhesive tape or Quick-Lift fabric tape)

Material thickness: 2 mm / suitable for chair castors use due to fixation or bonding
Colors: grey, medium grey, medium blue, green

In compliance with ESD standard DIN EN 61340-5-1
Insulation resistance corresponds to DIN VDE 0100 T410
Delivery form as tiles 610 x 610 mm on request

dpv*link* 2848

Article	Color	W [mm]	Roll length [m]	Thickness [mm]
	Flooring type EL II SD rolls			
1260.791.0	medium grey	2000	23	2
1260.792.0	grey	2000	23	2
1260.793.0	medium blue	2000	23	2
1260.791.Z	medium grey	Cutting		2

Nonwoven flooring







Durable polyamide flooring, especially for the use in offices with ESD requirements; basic material: nonwoven made of 100% polyamide with Dorix fiber; excellent wear resistance; suitable for chair castors depending on the condition of the ground; thickness: 6.5 mm

In compliance with ESD standard DIN EN 61340-5-1

dpv*link* 10194

Article	Color	W [mm]	Roll length [m]	Thickness [mm]
	Nonwoven flooring			
1810.8404	light grey	2000	25-35	6,5
1810.9604	anthracite	2000	25-35	6,5
1810.7204	royal blue	2000	25-35	6,5

Configurator for cuttings

Individual solutions – configure online

Configurator Table, floor and shelf coverings
dpv*link* KonTBR

Weitere Artikel finden Sie unter www.compumet.ch

Cano CB Flooring

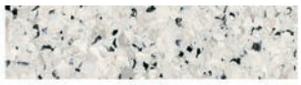
Artikel 1260.801.0 weiß

Artikel 1260.806.0 grün


Artikel 1260.802.0 hellgrau

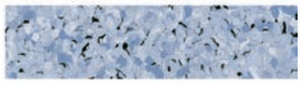
Artikel 1260.807.0 hellblau

Artikel 1260.803.0 grau

Electrostatically dissipative PVC flooring with smooth surface and low-resistance backing.
Suitable for fixed laying by bonding.

Material thickness: 2 mm / suitable for chair castors due to fixation or bonding
Colors: white, light grey, grey, light green, light blue

In compliance with ESD standard DIN EN 61340-5-1
Typical bleeder resistance $R_G = 10^4 - 10^6$ Ohm

Delivery form in tiles 610 x 610 mm on request

dpv*link* 2945

Article	Color	W [mm]	Roll length [m]	Thickness [mm]
	Cano CB Flooring			
1260.801.0	white	2000	23	2
1260.802.0	light grey	2000	23	2
1260.803.0	grey	2000	23	2
1260.806.0	light grey	2000	23	2
1260.807.0	light blue	2000	23	2

Ecostat PR - 2.0 PVC floor mat

NEU



- one-layer PVC
- material thickness: 2 mm
- volume dissipative
- abrasion-resistant
- permanently elastic
- suitable for swivel castors (depending on the quality of the substrate)
- multi-purpose
- conductive back
- self-lying (not adhered)
- color: grey

In compliance with ESD standard DIN EN 61340-5-1

Floor mats
complete with 2 snaps 10 mm and rounded corners

dpv*link* 23291

Article	Color	W [mm]	L [mm]	Thickness [mm]
	Ecostat PR - 2.0 PVC floor mat			
1250.7004.L	grey	2000	1500	2
1250.7004.S	grey	2000	1200	2

Rolls and cuttings

dpv*link* 24970

Article	Color	W [mm]	Roll length [m]	Thickness [mm]
	Ecostat PR - 2.0 PVC rolls			
1250.7004.R	grey	2000	9	2
1250.7004.Z	grey	Cutting		2

ColoRex Flooring

With ColoRex FORBO offers a high-tech vinyl floor that has been synonymous for quality, safety and reliability for more than 35 years. ColoRex has been especially developed for the use in ESD areas. Due to our many years of experience and continuous research this flooring is continuously improved and further developed.

Structure of ColoRex
ColoRex contains dimensionally stable chips with a conductive coating instead of "liquid" chemical additives (antistatic agents).
Thus, the electrical properties of the surface are permanently constant. Furthermore, the conductivity is not affected by air humidity and aging.



ColoRex is turned into a highly durable covering because of the homogeneity achieved by the extremely high-pressure production. So, it is not only resistant to a high point load, but, due to its best wear-resistance, also to any damages caused by static and dynamic loads.

Safety through control
In order to offer our customers maximum safety, FORBO documents and checks in detail the conductivity of every production batch. For this purpose, they create by default a measurement report relating to the distribution of conductivity values inside every material batch, which can be requested as a proof.

Possibilities of use
Due to its highly compacted material the surface of ColoRex is completely smooth and nonporous. Therefore, it is also suitable for the use in cleanrooms. In addition, it has extremely low emission, which is getting more and more important for the use in cleanrooms.

Repair
Even damages on ColoRex, such as long and deep scratches, holes, burns and other more or less serious surface damages, can be repaired effectively and easily without a trace and without affecting the original properties of the flooring. This 100% repairability is a unique characteristic of ColoRex.

Care and maintenance

Loosely floating dust can be removed by vacuuming or damp mopping with impregnated disposable wipes. Alternatively, the floor can be cleaned by spray with a single-disk machine with red pad and spray device with a neutral and wax free cleaning solvent. Large areas must be cleansed with a suitable scrubbing machine. Borders have to be cleaned manually.

In compliance with the ESD standard DIN EN 61340-5-1

Bestellnummer wie folgt angeben:
Farbe auswählen

Belag auswählen ob ColoRex SD[1261.] oder EC [1262].

Beispiel für Arikelnummer:
1262.EC250205

DPV ELEKTRONIK
dpv*link* - Produkte schnell finden!
www.compumet.ch
z.B.: dpv*link* 21010 → dpv*link* 21010

FORBO color selection for ColoRex SD and EC tiles

SD150201 Everest EC250201


SD150204 Montblanc EC250204


SD150205 Adula EC250205


SD150207 Quartz EC250207

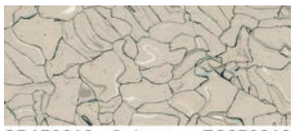
SD150213 Sahara EC250213

SD150212 Lux EC250212

SD150215 Oasis EC250215

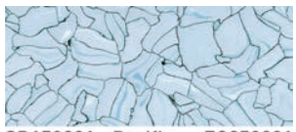
SD150221 Pacific EC250221


SD150222 Niagara EC250222

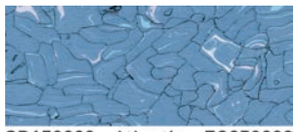
SD150223 Atlantic EC250223

SD150225 Kiwi EC250225

Forbo color selection ColoRex SD tilesSignal


SD150233 Fuego

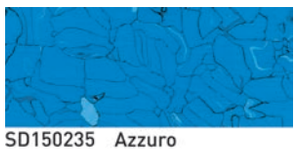
SD150235 Azzuro

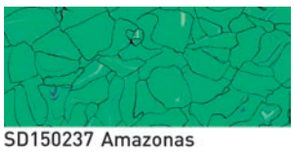
SD150237 Amazonas

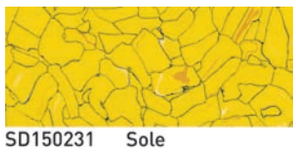
SD150231 Sole

ColoRex Tiles

ColoRex SD, dissipative

Dissipative flooring made vinyl DIN EN 649, homogeneous

suitable for the use with following requirements:

- resistance to ground R_E according to DIN EN 1081 < 10^8 ohm

and/or

- resistance to ground R_E according to IEC 6-1340 10^6 ohm to < = 10^8 ohm (DIF)

without chemical antistatic agents, conductive back coating, ensuring the electrical properties during the entire useful life; super-compact, cut from the block, low plasticizer concentration, suitable for chair castors DIN EN 12529 type W.

Fire behaviour DIN 4102-1 class B1/Q1 (hardly inflammable/little smoke) EN 13501-1 class B fl-S1, chemical resistance according to EN 423, suitable for abrasive cleaning technique.

Thickness: 2.0 mm
Tile width: 61 x 61 cm

veined, smooth surface, to be bonded on completely smoothed surfaces with conductive dispersion adhesive < 3 x 10^5 ohm.

dpv*link* 13997

Article	Color	W [mm]	L [mm]	Thickness [mm]
	ColoRex SD, dissipative			
1261.SD	see color selection	615	615	2
1261.SD-Signal	see selection of signal colors	615	615	2

- Please indicate color number when ordering -

ColoRex EC, electrically conductive

Dissipative flooring made vinyl DIN EN 649, homogeneous

suitable for the use with following requirements:

- resistance to ground R_E according to DIN EN 1081 < 10^6 ohm

and/or

- resistance to ground R_E according to IEC 6-1340 5 x 10^4 Ohm to < 10^6 Ohm (ECF)

without chemical antistatic agents, conductive back coating, ensuring the electrical properties during the entire useful life; super-compact, cut from the block, low plasticizer concentration, suitable for chair castors DIN EN 12529 type W.

Fire behaviour DIN 4102-1 class B1/Q1 (hardly inflammable/little smoke) EN 13501-1 class Bfl-S1, chemical resistance according to EN 423, suitable for abrasive cleaning technique.

Thickness: 2.0 mm
Tile width: 61 x 61 cm

veined, smooth surface, to be bonded on completely smoothed surfaces with conductive dispersion adhesive < 5 x 10^4 ohm.

dpv*link* 13998

Article	Color	W [mm]	L [mm]	Thickness [mm]
	ColoRex EC, electrically conductive			
1262.EC	see color selection	615	615	2

- please indicate color number when ordering -

Welding wire for ColoRex SD + EC pads

Color: matching the flooring

dpv*link* 14131

Article	Ausführung
1263.1509.	**Welding wire for ColoRex SD + EC** Reel with 100 lfm Color: matching the flooring

DPV ELEKTRONIK

Weitere Artikel finden Sie unter www.compumet.ch

ColoRex PLUS Interlocking system

ColoRex PLUS is a high-quality flooring as interlocking system. Due to its properties it is used wherever other floorings are "overstrained" and extensive preparations and downtimes are possible results.

The laying

The flooring system can be layed loosely on almost all, even problematic grounds that have a higher residual moisture or are defective, oily or scruffy. In addition, the whole flooring can be thermically welded, so that it is fulfills the highest hygienic requirements and the standards of WHG 19.

Because of the loose laying, ColoRex PLUS is immediately accessible. The joining of the tile is made by means of a special, invisible dovetailing system. Its unique structure ensures the electric conductivity for the first time with loose layings.

Lower body voltage
People cause charges by movements in every room; ColoRex dissipates them safely through the veins in the material.

Possible uses
Due to its highly compressed material the surface of ColoRex PLUS is completely smooth and non-porous and therefore also suitable for the use in cleenrooms. In addition, the degassing is extremely low, which is more and more important for the use in cleancoomrs.

100% repairable surface
The special material structure of ColoRex allows an easy partial reparation in case of surface damages. Due to the homogenous structure, effective repairs can be easily made by material-in-material welding. Neither the conductivity nor the optics are affected.

The most important added values at a glance:

- quick and easy loose laying during business / production
- no extensive and costly repairs
- laying possible on wet and damaged surfaces
- immediately accessible after laying
- invisible tile joint, thermally weldable
- electrical conductivity (in case of the EC version)
- reusable for the use in other areas

In compliance with the ESD standard DIN EN 61340-5-1

FORBO color selection for ColoRex plus EC puzzle technique



EC621004 Montblanc

ColoRex PLUS, ESD flooring interlocking system

Technical data:

CE mark	EN 14014	compliant
Surface		smooth
Total thickness	EN 428	10.5 mm
Size (without dovetails)	EN 427	608 x 608 mm
Basis weight	EN 430	12.4 kg / m^2
Tile weight		4.6 kg
Fire behavior	EN 13501-1	B fl - S1
Critical heat flux	EN ISO 9239-1	8.9 kW / m^2
Slip resistance	EN 13893 (dry surface)	μ: 6.0
	EN 51131 (wet surface)	R9
Wear characteristics	EN 660-1	Group M
Electric resistance	IEC 61340-4-1	< 1 x 10^{-6} ohm
	EN 1081	
Charge when walking	IEC 61340-4-5	< 70 V
	ANSI / ESD STM 97.2	
	EN 1815	
Impact sound reduction	EN ISO 140-8	12 dB
Trafficability with hard tires (Variations possible depending on local conditions)	Lift truck and forklifts: up to a total weight from 2.5 t to 5 t with pneumatic tires. Static: 50 kg/cm^3 - dynamic 90 kg/cm^3	
Chemical resistance	EN 423	Excellent
Recyclable		Yes

dpv*link* 13999

Article	Color	W [mm]	L [mm]	Thickness [mm]
	ColoRex PLUS, ESD flooring interlocking system			
1265.EC621004	montblanc	608	608	10.5

Accessories for ColoRex PLUS

ColoRex Plus - ESD LOGO

ColoRex Plus - ESD LOGO
for laying in conjunction with
flooring system ColoRex PLUS

dpv*link* 14138

Article	Ausführung
1265.ESD-LOGO	**ColoRex plus - ESD LOGO** 608 x 608 x 10.5 mm

ColoRex Plus Ramp

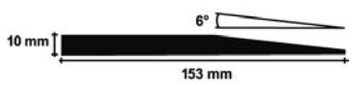

dpv*link* 14136

Article	Ausführung
1265.AR	**Ramp** Size: 1220 x 150 mm accessible with high load

DPV ELEKTRONIK
dpv*link* - Produkte schnell finden!
www.compumet.ch
z.B.: dpv*link* 21010 → dpv*link* 21010

ECOSTAT® - CF Interlocking system

ECOSTAT® - CF Interlocking system 8.5



- two-layer compound flooring in tiles
- volume conductive
- abrasion-resistant
- conductive, elastic back, adapts to the ground
- back with cavity structure for installation on problematic bases (e.g. remaining humidity)
- suitable for swivel castors
- multi-purpose
- self-lying (not adhered)
- easy processing with wood tools
- color: grey/granular design
- material thickness: 8.5 mm

In compliance with ESD standard DIN EN 61340-5-1

1310.PF.ESD **Tile**
with ESD logo



1310.PF.701.R **Ramp corner connection equipped with self-adhesion**



1310.PF.701.RES **Ramp corner connection** equipped with self-adhesion

dpv*link* 17739

Article	Color	W [mm]	L [mm]	Thickness [mm]
1310.PF.701	grey	469	469	8.5
1310.PF.ESD	grey	469	469	8.5
1310.PF.701.R	grey	65	1220	
1310.PF.701.RES	grey	65	711	

Accessories for floor coverings

Grounding connection set for floor coverings



Grounding connection set for floor coverings for wall mounting with test point (socket 4 mm) and 2 m self-adhesive copper tape, for the grounding of an area up to 10 x 20 m. Grounding wire 3 m with eye.

dpv*link* 8024

Article	Type
2200.3020	Grounding connection set for floor coverings

Copper / aluminium tape

Self-adhesive copper / aluminium tape for grounding floor coverings

dpv*link* 3213

Article	Type
1280.620.3011	**Copper tape, self-adhesive** Adhesive conductive Width: 19 mm, th 0.145 mm, Roll length 50 m
2821.AL.50	**Aluminium tape, self-adhesive** Width: 50 mm, strength 0.01 mm, roll length 50 m

Quick-Lift fabric

Fabric tape coated with adhesive on both sides for laying of floor coverings with the possibility of removal.

- for loose laying with the possibility to be removed
- with integrated breaking point
- prevents the formation of waves, bumps and blisters
- DT100 for residue-free removal
- DT200 strongly adhesive for reliable fixing

dpv*link* 13299

Article	Type	Color	W [mm]	Roll length [m]
	Quick-Lift fabric			
1280.DT100	Quick-lift fabric, self-adhesive on both sides, residue-free removal	green	800	25
1280.DT200	Quick-lift fabric, self-adhesive on both sides, highly adhesive	white	800	25

Separation layer

Dimensionally stable, vapor-coated separation layer for loose laying; immediately ready for covering; ventilation function; usable on problematic surfaces; for average mechanical stress; material thickness: 1.3 mm

dpv*link* 10206

Article	Color	W [mm]	Roll length [m]	Thickness [mm]
	Separation layer			
1280.TF201	rose	2.0	35	1.3

Special adhesive for nonwoven floorings, conductive

Aquatack conductive carpet and linoleum adhesive
For textile and linoleum

- light color and conductive
- quick adhesion
- high final adhesive strength

Very low-emission dispersion adhesive with high initial adhesive strength for dissipatively or antistatically equipped, tufted flooring with textile upper surface / woven textile floorings, dimensionally stable nonwoven floorings, conductive linoleum in sheets and tiles

dpv*link* 14252

Article	Type	Large container
1280.T412	Special adhesive for needle-punched nonwoven floorings	14 kg

DPV ELEKTRONIK
Weitere Artikel finden Sie unter www.compumet.ch

Special adhesive K 188 E, not conductive

Only suitable for:

- dissipative PVC/rubber floorings with low-resistance backing (two layers)
- rubber flooring up to 2.5 mm thickness with smooth, polished back in sheets and tiles
- Thomsit-floor® insulation layer

Very low emission, high-quality and extremely powerful dispersion adhesive; extra strong tack; adhesion possible with wet, bonding and contact process; excellent wetting even with problematic floor coverings; very economical use on absorbent grounds. It can be used as pressure-sensitive adhesive for the laying of PVC and CV floorings on compact non-absorbent grounds (e.g. old PVC floor coverings). Suitable as contact adhesive for laying on stairs (e.g.rubber stairtread) or impact paneling for walls.

dpv*link* 10265

Article	Type	Large container
1280.K188.13	Special adhesive K 188 E, not conductive	13 kg

Special adhesive K 112, conductive

Very low-emission, conductive, particularly powerful and ready-made special dispersion adhesive for:

- conductive PVC flooring in sheets and tiles
- conductive rubber flooring in sheets (up 3.5 mm thick) and tiles (up to max. 2.5 mm thickness).

Conductive PVC floor coverings have to be laid on transversally conductive, pre-treated ground (e.g. with Thomsit R762 Conductive base coat), rubber floorings on absorbent surfaces without conductive base coat. Recommended for operating and computer rooms, laboratories and explosive production and storage areas.

dpv*link* 10266

Article	Type	Large container
1280.K112	Special adhesive K112, conductive	12 kg

Conductive base coat

Very low-emission, conductive dispersion product for the creation of a transverse conductive layer prior to laying conductive textiles, linoleum and PVC floor coverings with recommended Thomsit adhesives.

- Alternative to copper band net
- tested by TÜV and over a long time
- replaces conductive leveling compounds

- Coat can be used on floor screeds, Thomsit spattling compounds and various Thomsit underlays that are ready to be laid
- Suitable for floor constructions that have to fulfill the special static requirements according to RAL RG 725 / 3 and are tested in accordance with DIN EN 1081 or DIN VDE 0100, part 610

Recommended e.g. for operating and computer rooms, laboratories and explosive production and storage areas.

dpv*link* 10202

Article	Type	Large container
1280.R762	Conductive base coat	10 kg

ESD Floor coating

Ecostat DF Polycan

Ecostat DF Polycan -Matt Finish
Two-component solvent-containing and PU based, pigmented sealing

- Application without conductive layer
- Single layer, 2 component, polyurethane paint
- Dissipative floor coating, complies with IEC 61340-5-1
- Suitable for new and existing floors
- Suitable for hard and resilient surfaces in EPAs
- Ready for use within 48 hours in a well ventilated area
- Solvent based and long lasting
- Easy application using brush or roller
- Aluminium brackets included
- dissipative

In compliance with ESD standard DIN EN 61340-5-1

Consumption: approx. 400 g/m² (two-layer coating)
Delivery form: Standard packaging = 10 kg

dpv*link* 17643

Article	Color	Large container
1132.7035.M.10	light grey	10 kg

Ecostat DF Polycan WL Floor coating

Ecostat DF Polycan WL floor sealing system
Two-components floor sealing system for "do it yourself - application".

- application is made without conductive layer
- solvent-containing, pigmented sealing based on epoxy resin
- silk-glossy surface
- color light grey, similar to RAL 7035, special colors available on request
- suitable for light mechanical stress
- for horizontal and vertical surfaces
- suitable for renovation, establishment of EPAs and new buildings
- no dismounting of equipment
- applicable to old and new coatings as well as mineral and cement grounds
- easy reworking or repairing
- dissipative

In compliance with ESD standard DIN EN 61340-5-1

Consumption: approx. 400 g/m² (two-layer coating)
Delivery form: Standard packaging = 10 kg

dpv*link* 8604

Article	Color	Large container
1131.7035.WL2.10	light grey	10 kg

Tacky mats

In controlled ESD areas and cleanrooms, the use of **tacky mats** or **adhesive mats** has proven its worth as an ideal tool for cleaning shoe soles and cart wheels. Whether they are used in the semiconductor, pharmaceutical or also in electronic industries, adhesive mats are an **useful barrier against dust**.

You have the choice between disposable peel-off mats or permanantly tacky mats. Both types have such an **adhesive force** that only dust and other particles stick on the mat.

Tacky mats permanent

Permanently tacky mat; cleanable only with warm water, mat regains its adhesive properties after drying.

dpv*link* 442

Article	W [mm]	L [mm]	Thickness [mm]
1000.105.3	1200	600	3
1000.106.3	1000	1000	3
1000.105.5	1200	600	6
1000.106.5	1000	1000	6

Foil tacky mats 30 layers



Foil tacky mats with high adhesive force, 30 layers, in case of decreasing adhesive force, just remove the dirty foil, the new foil is immediately ready for use.
PU = 1 carton = 4 mats

dpv*link* 437

Article	W [mm]	L [mm]	Color
1000.030.1	1140	460	white / transparent
1000.030.3	1140	610	white / transparent
1000.030.1.blau	1140	460	blue
1000.030.3.blau	1140	610	blue

Accessories for foil tacky mats

Frame for mat size 1140 x 610 mm

- rubber frame to edge foil tacky mats
- sloping edges
- cut-out inner part
- easy insertion of the mats
- ideal for sliding
- height 2 to 5 mm
- edge width 70 mm
- color dark grey

dpv*link* 23849

Article	
	Accessories for foil tacky mats
1000.030.3.R	Frame for foil stacky mat 1000.030.3

DPV ELEKTRONIK

Weitere Artikel finden Sie unter www.compumet.ch

Anti-fatigue mats

ergolastec®-ESD Floor mats



ergolastec®-ESD floor mats made of SBR (new rubber composite) are suitable for the special requirements of electronics and microelectronics workstations

- Reduced risk of stumbling by beveled outer edges
- Elastic cushioning to relieve muscles and joints
- Comfortable standing
- Thermal and footfall-sound insulation
- Slip-resistant
- Protection against falling objects
- Very high stability and lying capacity, so it is best suited when transport equipment is applied
- Due to the chosen high-quality materials the mat is nearly odorless and can therefore be used also in closed rooms
- Mat can easily be cleaned by means of conventional cleaning methods and agents
- Higher lying resistance due to higher dead weight of the mat
- Mat is electrically conductive according to EN 61340-4-1

Technical data:

Top side	flat structure
Bottom side	shock-absorbing bubbles
Outer edges	20° beveled
Dimensions	1350 x 1000 x 16 mm
Weight	19 ± 1 kg
Hardness	55 ± 4 Shore A
Temperature range	- 35°C to + 95°C
Material	SBR (new rubber compound)
Color	black

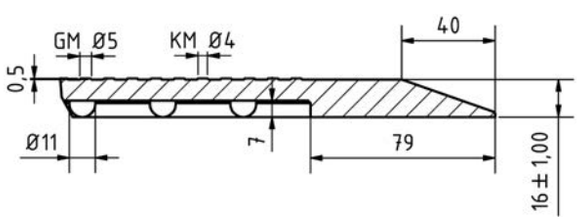

Flat structure surface

- well suitable for dry workstations
- slip-resistant

In compliance with ESD standard DIN EN 61340-5-1

dpv*link* 17106

Article	Type
1350.100.A	**Workstation mat ESD-dry ergolastec type A** W x L: 1000 x 1350 mm, thickness 16 mm incl. snap10 mm all-round beveled edges

ergolastec®-ESD Floor mats types B - J as interlocking system

ergolastec®-ESD floor mats type B - J as interlocking system

The mats types B - J can be combined arbitrarily.

- With the interlocking system the mats can be combined easily and flexibly in horizontal and vertical direction
- easy laying without fixing on the ground
- Mat size corresponds to the workstation dimensions used in the production areas according to DIN 33406

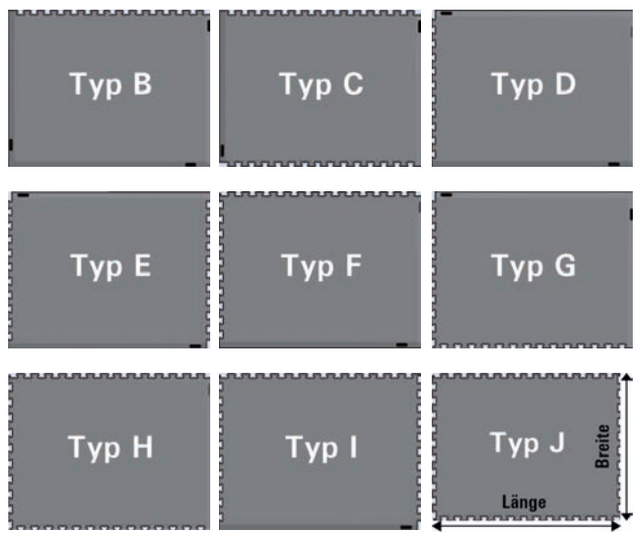

In compliance with the ESD standard DIN EN 61340-5-1

dpv*link* 17109

Article	Type
1350.130.B	**Workstation mat ESD-dry ergolastec type B** 3 sides beveled edges / 1 long side interlocking system; W x L: 948 x1350 mm
1350.131.C	**Workstation mat ESD-dry ergolastec type C** 2 short sides beveled edges / 2 long sides interlocking system; W x L: 887 x 1350 mm
1350.140.D	**Workstation mat ESD-dry ergolastec type D** 3 sides beveled edges / 1 short side interlocking system; W x L: 1000 x 1303 mm
1350.141.E	**Workstation mat ESD-dry ergolastec type E** 2 long sides beveled edges / 2 short sides interlocking system; W x L: 1000 x 1242 mm
1350.150.F	**Workstation mat ESD-dry ergolastec type F** 1 long side + 1 short side beveled edges 1 long side + 1 short side interlocking system; W x L: 948 x 1303 mm
1350.151.G	**Workstation mat ESD-dry ergolastec type G** 1 long side + 1 short side beveled edges 1 long side + 1 short side interlocking system; W x L: 948 x 1303 mm
1350.152.H	**Workstation mat ESD-dry ergolastec type H** 1 short side beveled edges 2 long sides + 1 short side interlocking system; W x L: 887 x 1303 mm
1350.153.I	**Workstation mat ESD-dry ergolastec type I** 1 long side beveled edges 1 long side + 2 short sides interlocking system; W x L: 948 x 1242 mm
1350.154.J	**Workstation mat ESD-dry ergolastec type J** 4 sides interlocking system; W x L: 887 x 1242 mm

Anti-fatigue mats type 1 / type 1F / type 2 PUR integral foam

Type 1
Half-round knobs

Type 1F
Flattened half-round knobs

Type 2
Flat knobs

Dissipative flooring for standing workstations in EPAs with hard floor, for the relief of the muscles and joints.
In compliance with ESD standard DIN EN 61340-5-1

- PU integral foam, black
- soft-elastic cushioning
- comfortable standing
- heat and sound insulating
- slip- and shock-resistant
- flattened edges
- Connection type: snap 10 mm
- also available in fire retardant version- fire class B1

-customer-specific dimensions available-

dpv*link* 14549

Article	Type
1306.0660.0960.B1	**Floor mat type 1 fire class B1** W x L: 660 x 960 mm, thickness 14 mm
1306.B1.Spez	**Floor mat type 1, fire class B1 specific** customer-specific dimensions, thickness 14 mm
1306.B1.0650.0950	**Floor mat type 1F fire class B1** W x L 650 x 950 mm, thickness 13 mm
1306.B1.1F.Spez.	**Floor mat type 1F fire class B1 specific** customer-specific dimensions, thickness 13 mm
1307.0660.0960.B1	**Floor mat type 2 fire class B1** W x L: 660 x 960 mm, thickness 14 mm
1307.B1.Spez	**Floor mat type 2 fire class B1 specific** customer-specific dimensions, thickness 14 mm

Anti-fatigue mat type Nitrile

- flattened edges
- dissipative and slip-resistant mat with flat knob structure
- suitable for all standing workstations
- sturdy and wear-resistant
- resistant to industry-standard acids, alkalis and oils
- incl. snap 10 mm
- Material thickness: 14 mm
- Color: black

In compliance with ESD standard DIN EN 61340-5-1

dpv*link* 14546

Article	Color	W [mm]	L [mm]	Thickness [mm]
1306.0620.0910.NI	black	620	910	14

Anti-fatigue mat ECOSTAT walking comfort

- for relieving muscles and joints
- heat- and impact noise-insulating
- improved walking, rotating and standing
- running surface quickly and arbitrarily extendable by interlocking system
- smallest compound: 2 end pieces
- sloped edge/corners; dissipative and slip-resistant mat with impregnated surface



- connection: 10mm snap
- nap diameter 8 mm
- material thickness: 13 mm
- color: black
- available in landscape and longitudinal format

In compliance with ESD standard DIN EN 61340-5-1

dpv*link* 17656

Article	Version	W [mm]	L [mm]	Thickness [mm]
1307.B1.0650.0910.VM	vertical	650	910	13
1307.B1.0650.0940.VE	vertical	650	940	13
1307.B1.0650.0650.VC	corner piece	650	650	13
1307.B1.0970.0610.VM	horizontal	970	610	13
1307.B1.0970.0635.VE	horizontal	970	635	13

Anti-fatigue mat type 200

- beveled edge/corners
- dissipative and slip-resistant mat with embossed surface
- incl. snap 10 mm
- material thickness: 14 mm
- color: black

In compliance with ESD standard DIN EN 61340-5-1

dpv*link* 13881

Article	Color	W [mm]	L [mm]	Thickness [mm]
1250.200.S	black	910	1520	14

Anti-fatigue mat ESD type 215

- beveled edge/corners
- dissipative and slip-resistant mat with embossed surface
- incl. 2 x snap 10 mm
- material thickness: 17 mm
- color: yellow/black

In compliance with ESD standard DIN EN 61340-5-1

dpv*link* 13883

Article	Color	W [mm]	L [mm]	Thickness [mm]
1250.215.S1	yellow / black	600	900	17

Dust trap mat / doormat

Textile, antistatic dirt trap mat with ESD logo and writing

dpv*link* 24113

Article	Color	W [mm]	L [mm]	Thickness [mm]
1390.0850.0600	black / yellow	850	600	8
1390.1550.1050	black / yellow	1550	1050	8

DPV ELEKTRONIK

Weitere Artikel finden Sie unter www.compumet.ch

Anti-fatigue floor mat

- dissipative and slip-resistant floor mat for standing workstations
- ergonomical, elastic, shock absorbent
- Suitable for loose laying / floor mats.
  (if necessary, fixation with double-sided adhesive tape or Quick-Lift fabric tape)
- Material thickness: 9.5 mm

In compliance with ESD standard DIN EN 61340-5-1

dpv*link* 3132

Article	Color	W [mm]	L [mm]	Thickness [mm]
1250.180.S	grey	910	1500	9.5

Rolls

dpv*link* 3134

Article	Color	W [mm]	Roll length [m]	Thickness [mm]
1250.180.R091	grey	910	18.3	9.5
1250.180.Z	grey	Cutting		9.5

ZUSCHNITT KUNDENSPEZIFISCH

Cutting / manufacturing available according to customer's specifications

Floor grates / elements



Electrostatically conductive floor elements for production and storage areas.

The spacing of 800 x 400 mm ensures optimal variation possibilites while laying out in working areas. All parts can be laid quickly and without slipping by a special interlocking system.

Material: polypropylene, volume conductive

In compliance with ESD standard DIN EN 61340-5-1

- easy laying
- high load capacity, high slip resistance
- floor element closed design

dpv*link* 3179

Article	Type
022.600	**Floor element** closed design 400 x 800 x 25 mm, black
022.605	**Final element** 400 x 120 mm, black only suitable for floor element 022.600
022.610	**Corner element** 120 x 120 mm, black only suitable for floor element 022.600

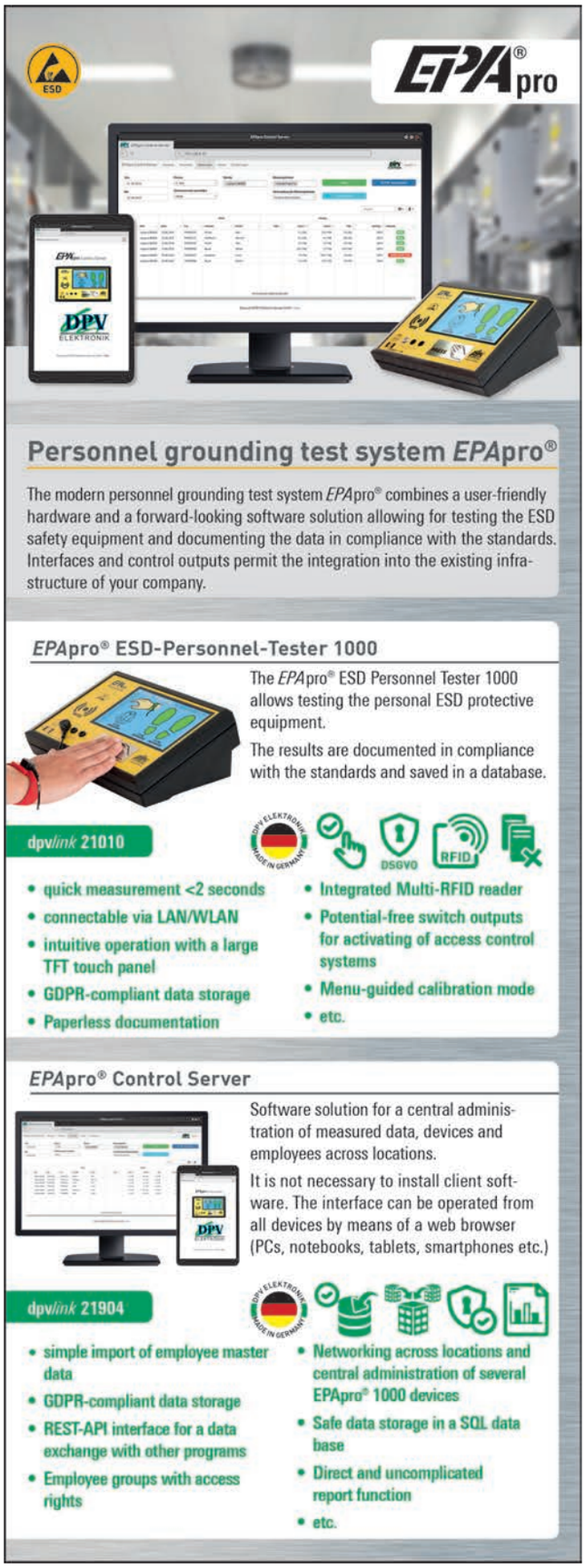

Further information is available under dpv*link* 21010.

EPAclean® Cleaning agents

Quick and simple cleaning for conductive surfaces in ESD ares. Clean reliably your work place and table coverings as well as floorings and other surfaces. The high-quality of the new *EPA*clean® cleaning series professional is ready-to-use and available as spray bottle and refill canister. When used for maintenance cleaning the *EPA*clean® concentrate ESD Floor Cleaner professional is very economical. If a basic cleaning is necessary, the ESD Basic cleaner professional concentrate produces excellent results.

ESD Cleaner professional

*EPA*clean® ESD Cleaner professional for the quick and easy cleaning of ESD surfaces

- ready-to-use cleaner
- binds loose dust and fine dirt in a hygienic way
- cleans without streaking and does not build up layers
- spray nozzle allows damp-wiping due to a controlled and well-measured dispersion of the cleaner
- prevents overdosage and swelling effects caused by excessive moisture
- surface dries completely and is usable within a very short period of time

dpv*link* 22449

Article	Type
2920.2001	***EPA*clean® ESD Cleaner Professional** 1l aerosol
2920.2005	***EPA*clean® ESD Cleaner Professional** 5 liter canister

All information about the ESD cleaners EPAclean® is clearly summarized in the current leaflet available

- as online catalog
- as download

ESD Floor Cleaner professional

*EPA*clean® ESD Floor Cleaner professional suitable for the maintenance cleaning of ESD floors

- excellent dirt-binding characteristics, even with greasy residues
- no leaching of the surface
- no formation of grey haze
- cleaning without stripes
- concentrate
- dilution ratio 1:200

dpv*link* 22452

Article	Type
2920.2010.K	***EPA*clean® ESD Floor Cleaner Professional** 10 liter canister

ESD Basic Cleaner professional

*EPA*clean® ESD Basic Cleaner professional for the gentle and effective basic cleaning of ESD floors

- for the removal of waxes, wash products, care coatings as well as adhesive residues and building dirt during the final cleaning after construction work with a given PU treatment at the factory
- high dissolving power and of gentle low alkalinity
- all-purpose basic cleaner for all elastic floorings
- concentrate
- dilution ratio 1:10

dpv*link* 22454

Article	Type
2920.2050.K	***EPA*clean® ESD Basic cleaner Professional** 5l canister

Weitere Artikel finden Sie unter www.compumet.ch

Cleaning agents

ESD Cleaner

- special cleaners for dissipative and conductive surfaces
- no negative influence on the resistance values
- easy cleaning of smudges and beverage stains, pencil and felt pen strokes as well as inks
- easy application by spray

dpv*link* 4632

Article	Packaging type	Volume
2900.570	spray bottle	1.0 l
2900.571	canister	5.0 l

ESD Floor Cleaner R1000

- cleaning agent for ESD floors
- no negative influence on the resistance values
- easy cleaning of normal contamination
- for basic cleaning and maintenance cleaning
- Dilution ratio 1:200 (50 ml per 10 liter bucket)

dpv*link* 4638

Article	Packaging type	Volume
2900.560.2.5	canister	2.5 l
2900.560.5	canister	5.0 l
2900.560.10	canister	10 l

ESD Floor Polish

- dissipative, liquid floor wax
- suitable for insulating floor materials such as PVC, linoleum and parquet
- silky, shiny surface
- cost-effective solution
- quick and easy application with conventional cleaning equipment
- regular treatment necessary

Consumption: approx. 1 liter / 30 - 40 m² (depending on floor conditions)

In compliance with ESD standard DIN EN 61340-5-1

dpv*link* 4636

Article	Packaging type	Volume
2900.581	canister	5.0 l

ESD Floor Stripper

- removes ESD Floor Polish safely and effectively
- for cleaning of the floor before sealing
- no negative effects on electrical resistance values
- listed by the Federal Environment Agency with UBA No.: 0233-0255

Consumption: approx. 1 l / 10 m² (depending on the floor conditons)

dpv*link* 10134

Article	Packaging type	Volume
2900.580	canister	5.0 l

Microfiber cloths



The microfiber is an extremely thin fiber which is splitted again into many little fibers in a special process. This creates hollow spaces that store the water very well and release it during the cleaning again.

Important! Wash before the first use!
Washable up to 90°C. Do not use fabric softeners as the fibers may stick. High dirt-holding capacity.

Primo microfiber cloth

- Wet the cloth before using and wring it out well.
- Suitable for all surfaces (chrome, monitor, sanitary, stainless steel, etc.)
- Streak-free without cleaning additives

Crystal microfiber cloth

- especially suitable for glass surfaces

dpv*link* 4643

Article	Type
2900.MFT-K.plus	Crystal window microfiber cloth 50 x 70 cm, VPE = 5
2900.MFT-P.blau	Primo-Aktiv microfiber cloths 40 x 40 cm, light blue, PU = 10
2900.MFT-P.rot	Primo-Aktiv microfiber cloths 40 x 40 cm, red, PU = 10
2900.MFT-P.gelb	Primo-Aktiv microfiber cloths 40 x 40 cm, yellow, PU = 10
2900.MFT-P.grün	Primo-Aktiv microfiber cloths 40 x 40 cm, green, PU = 10

Wipes ESD

Dissipative ESD wipes for the cleaning or drying of stencils, printed circuit boards, optical components or machine parts.

- 100% synthetic, knitted polyester
- no metal or carbon fiber
- for use with customary cleaners
- Size 230 x 230 mm, color: pink

In compliance with ESD standard DIN EN 61340-5-1

dpv*link* 5828

Article	Type	L [mm]	W [mm]	PU
6200.20	Wipe (pink)	230	230	50 piece

ESD cleaning cloths

ESD cleaning cloths of carbon fiber
Suitable for the use in ESD zones

dpv*link* 15767

Article	Type	L [mm]	W [mm]	PU
6201.1003	ESD cleaning cloths	230	230	150 piece

Wipes

Dissipative ESD wipes for cleaning or drying stencils, printed circuit boards, optical components or machine parts

- material: 67% knitted polyester, 29% micro denier nylon, 4% carbonized yarn
- dimensions: 230 x 230 mm
- color: white
- not washable

In compliance with ESD standard DIN EN 61340-5-1

dpv*link* 17717

Article	Type	L [mm]	W [mm]	PU piece
8850.WP	Wipes	230	230	50 piece

ESD Swivel chairs EPAchair®

***EPA*chair® ESD work swivel chairs** ensure ergonomy and ESD safety at the workstation. Carefully selected material and components garantie **a high quality**. Different models, options, upholsteries and colors enable an optimal integration in the respective work environments. You can choose between different models, starting from the climbing aid to the ergonomic work swivel chair. All models of the EPAchair® series are **ESD-compliant according to DIN EN 61340-5-1**

All models of the der *EPA*chair® ESD work swivel chairs are produced in Germany

Highlights *EPA*chair® swivel chairs

1. Adjustable seat tilt
2. Different ESD upholstery covers
   - ESD Dralon fabric
   - ESD SKAI synthetic leather
   - conductive PU solid material
3. Adjustable seat depth
4. Dissipative seat outer shell
5. Made in Germany
6. Weight up to 130 kg
7. Dissipative safety double castors or glides
8. ESD-compliant according to DIN EN 61340-5-1
9. Adjustable seat height
10. Multifunctional armrest (optional)
11. Dissipative back outer shell

All information about the ESD swivel chairs *EPA*chair® is clearly summarized in the current leaflet available

- as online catalog
- as download

Fabric dralon® ESD

available in:

- black
- anthracite
- blue
- medium blue
- bordeaux

Advantages

- soft and comfortable
- breathable
- washable

Synthetic leather skai® ESD

available in:

- black

Advantages

- soft and comfortable
- washable
- insensitive to oil
- hard-wearing

Alll upholstery types comply with the ESD standard DIN EN 61340-5-1

ESD-sicher
Entspricht ESD-Norm DIN EN 61340-5-1

Gewichtsregulierung
Individuell auf das Körpergewicht einstellbarer Rückenlehnen-Gegendruck

Sitzhöhe verstellbar
modellabhängig mit Gasfeder auf bis zu 83 cm

Asynchronmechanik
Neigungswinkel von Rückenlehne und Sitzfläche können unabhängig voneinander angepasst werden

Sitztiefe verstellbar

Polster dralon® ESD
Verfügbar mit Bezug aus leitfähigem Stoff dralon® ESD (DIN EN 61340-5-1)

Sitzneigung verstellbar
Fördert eine ergonomische Haltung

Polster Kunstleder skai® ESD
Verfügbar mit Bezug aus leitfähigem Kunstleder skai® ESD (DIN EN 61340-5-1)

Rückenlehne höhenverstellbar
Rückenlehne in der Höhe entsprechend der Körpergrösse anpassbar

Polster aus Polyurethan ESD
Leitfähiges Polster aus Polyurethan ESD (DIN EN 61340-5-1)

Permanentkontaktrückenlehne
Ermöglicht den dauerhaften Kontakt zwischen Lehne und Rücken

Made in Germany
Alle EPAchair® ESD-Drehstühle werden in Deutschland hergestellt

Weitere Artikel finden Sie unter www.compumet.ch

ESD Swivel chairs EPAchair®

EPAchair® - Modellübersicht

	ESD-Drehstuhl Classic Economy	ESD-Drehstuhl Classic Ergonomic	ESD-Drehstuhl Classic Comfort	ESD-Drehstuhl Comfort 5000	ESD-Drehstuhl PU 1400	ESD-Drehstuhl PU 1405 / 1410
Sitz: Höhenverstellung	Stufenlos 43 - 55 cm	Stufenlos 43 - 55 cm	Stufenlos 43 - 55 cm 46 - 59 cm (Comfort-plus) 57 - 83 cm (Hochstuhl)	Stufenlos 46 - 59 cm	Stufenlos 41 - 54 cm	Stufenlos 43 - 56 cm 57 - 83 cm (Hochstuhl)
Sitz: Tiefenverstellung	–	–	✔ Nur Comfort-plus 023.2604	✔	–	–
Sitz: Neigeverstellung	–	✔	✔	✔	–	✔
Sitz: Grösse	46 x 44 cm	47 x 44 cm	47 x 44 cm 50 x 45 cm (Comfort-Plus)	50 x 45 cm	43 x 40 cm	46 x 40 cm
Lehne: Höhenverstellung	✔ Stufenlos	✔ Stufenweise	✔ Stufenweise	✔ Stufenweise	✔ Stufenweise	✔ Stufenweise
Lehne: Neigeverstellung	✔	✔	✔	✔	✔	✔
Lehne: Rückenlehnenhöhe	ca. 40 cm	ca. 40 cm ca. 50 cm	ca. 40 cm ca. 50 cm	ca. 55 cm	ca. 32 cm	ca. 29 cm
Asynchrontechnik	–	✔	✔	✔	–	✔
Permanentkontaktrückenlehne	–	✔	✔	✔	–	✔
Funktionen auf Körpergewicht einstellbar	–	✔	✔	✔	–	✔
Poliertes Aluminium-Fusskreuz	✔	✔	✔	✔	✔	✔
ESD-Schutz: leitfähige Polsterung	✔	✔	✔	✔	✔ PU	✔ PU
ESD-Schutz: ableitfähige Rollen/ Gleiter	✔	✔	✔	✔	✔	✔
ESD-Schutz: ableitfähiger Rücken / Rückenaussenschale	✔	✔	✔	✔	✔	✔
ESD-Schutz: ableitfähiger Sitz / Sitzaussenschale	✔	✔	✔	✔	✔	✔

	ESD-Stehhilfe PU Fusskreuz 1500	ESD-Stehhilfe PU Fussteller 1600	ESD-Drehhocker 1300 / 1301 / 1320	ESD-Drehhocker PU 1390 / 1392	ESD-Sattelhocker 1350	ESD-Aktiv-Stehhilfe 1700 Ergo
Sitz: Höhenverstellung	Stufenlos 57 - 83 cm	Stufenlos 57 - 83 cm	Stufenlos 43 - 56 cm 57 - 83 cm (Hochhocker)	Stufenlos 43 - 56 cm 57 - 83 cm (Hochhocker)	Stufenlos 44 - 57 cm	Stufenlos 61 - 90 cm
Sitz: Neigeverstellung	✔ Nur Comfort 023.1505.PU-ESD stufenlos 20°	✔ Nur Comfort 023.1505.PU-ESD stufenlos 20°	✔ Nur 1301 Ergo 023.1301 3D-Wippfunktion bis zu 12°	–	–	✔ Elastische Lagerung des Standrohrs
Sitz: Grösse	35 x 24 cm	35 x 24 cm	Ø 40 cm	Ø 32 cm	40 x 42 cm	37 x 30 cm
Poliertes Aluminium-Fusskreuz	✔	Fussteller	✔	✔	✔	✔
ESD-Schutz: leitfähige Polsterung	✔ PU	✔ PU	✔	✔ PU	✔	✔
ESD-Schutz: ableitfähige Rollen/ Gleiter	✔	Verchromter Fussteller	✔	✔	✔	✔

DPV ELEKTRONIK

dpv*link* - Produkte schnell finden!
www.compumet.ch
z.B.: dpv*link* 21010 → dpv*link* 21010

ESD Swivel chair Comfort 5000

- Stepless seat height adjustment by safety gas spring, seat height approx. 46 -59 cm
- **Seat adjustable in tilt and depth**
- Seat surface 50 x 45 cm
- Backrest adjustable in height (steplessly) and tilt
- Backrest height approx. 55 cm
- Individual asychronous adjustment of seat and backrest
- Permanent contact backrest
- Weight regulation adjustable with rotary knob
- Polished aluminum base
- In compliance with the ESD standard DIN EN 61340-5-1
  - conductive upholstery
  - dissipative safety double castors
  - **dissipative back outer shell**
  - **dissipative seat outer shell**



Stoff schwarz .100-ESD	Stoff blau .220-ESD	Stoff mittelblau .225-ESD	Stoff bordeauxrot .250-ESD

dpv*link* 20722

Article	Type
023.5000	**ESD Swivel chair Comfort 5000**

Accessories Comfort 5000

dpv*link* 20933

Article	
023.2474-ESD	**Multifunction armrest ESD** for swivel chair Comfort 5000 Plastic black (set = 2 pieces)

ESD Swivel chair CLASSIC Comfort

- Stepless seat height adjustment by safety gas spring, seat height approx. 43 -55 cm / 57 - 83 cm
- Seat adjustable in tilt and depth
- Seat surface 57 x 44 cm
- Version Comfort-plus with adjustable seat depth and larger seat surface 50 x 45 cm
- Backrest adjustable in height (steplessly) and tilt
- Backrest height approx. 40 cm / 50 cm
- Individual asynchronous adjustment of seat and backrest
- Permanent contact backrest
- Weight regulation adjustable with rotary knob
- Polished aluminum base
- In compliance with the ESD standard DIN EN 61340-5-1
  - conductive upholstery
  - dissipative safety double castors
  - **dissipative back outer shell**
  - **dissipative seat outer shell**

Model Comfort-plus with seat depth adjustment and larger seat surface

Stoff schwarz .100-ESD	Stoff anthrazit .110-ESD	Stoff blau .220-ESD	Stoff bordeauxrot .250-ESD	Kunstleder schwarz .330-ESD

dpv*link* 14583

Article	
Type	

023.2600	**ESD Swivel chair CLASSIC Comfort** Seat height: 43-55 cm Backrest height approx. 40 cm dissipative safety double castors for hard surfaces

Weitere Artikel finden Sie unter www.compumet.ch

dpv*link* 14583	Article Type
	023.2603 **ESD Swivel chair CLASSIC Comfort** Seat height: approx. 43 - 55 cm Backrest height approx. 50cm dissipative safety double castors for hard surfaces
	023.2604 **ESD Swivel chair CLASSIC Comfort-plus** Seat height: approx. 46 - 59 cm Seat surface 50 x 45 cm Backrest height approx. 50 cm seat depth adjustment dissipative safety double castors for hard surfaces
	023.2620 **ESD Swivel chair CLASSIC Comfort** High chair with seat height: approx. 57-83 cm Backrest approx. 40 cm Height-adjustable foot ring dissipative glides

Accessories series CLASSIC

dpv*link* 14896	Article	
	023.2462-ESD	**Multifunctional armrest ESD** for swivel chair CLASSIC Comfort plastic black (set = 2 pieces)
	023.2463-ESD	**Multifunctional armrest ESD** for swivel chair CLASSIC Comfort-plus plastic black (set = 2 pieces)
	023.2490-ESD	**ESD castors soft for hard floors** Set = 5 pieces
	023.2495-ESD	**ESD castors hard for soft floors** Set = 5 pieces
	023.2499-ESD	**ESD glides** Set = 5 pieces
	023.2480	**Extended gas spring (extra charge)** Extension seat height 51-68 cm with series Classic seat height 55-73 cm with Classic Comfort-plus and DPV Comfort 5000 lift approx. 200 mm

ESD Swivel chair CLASSIC Ergonomic

- **Ergonomically shaped, disk-friendly seat surface**
- Stepless seat height adjustment by safety gas spring, seat height approx. 43 -55 cm
- Seat adjustable in tilt
- Seat surface 47 x 44 cm
- Backrest adjustable in height (stepwise) and tilt
- Backrest height approx. 40 cm / 50 cm
- Individual asychronous adjustment of seat and backrest
- Permanent contact backrest
- Weight regulation adjustable with rotary knob
- Polished aluminum base
- In compliance with the ESD standard DIN EN 61340-5-1
  - conductive upholstery
  - dissipative safety double castors
  - **dissipative back outer shell**
  - **dissipative seat outer shell**

Stoff schwarz .100-ESD	Stoff anthrazit .110-ESD	Stoff blau .220-ESD	Stoff bordeauxrot .250-ESD	Kunstleder schwarz .330-ESD

dpv*link* 14582	
Article	Type
023.2700	**ESD Swivel chair CLASSIC Ergonomic** backrest approx. 40 cm dissipative safety double castors for hard surfaces
023.2703	**ESD Swivel chair CLASSIC Ergonomic** backrest approx. 50 cm dissipative safety double castors for hard surfaces

Accessories CLASSIC Ergonomic

dpv*link* 20932	
Article	
023.2461-ESD	**Multifunctional armrest ESD** for swivel chair CLASSIC Ergonomic plastic black (set = 2 pieces)

ESD Swivel chair CLASSIC Economy

- Stepless seat height adjustment by safety gas spring, seat height approx. 43 -55 cm
- Seat surface 46 x 44 cm
- Backrest adjustable in height (stepless) and tilt
- Backrest height approx. 40 cm
- Polished aluminum base
- In compliance with the ESD standard DIN EN 61340-5-1
  - conductive upholstery
  - dissipative safety double castors
  - **dissipative back outer shell**
  - **dissipative seat outer shell**



Stoff schwarz .100-ESD	Stoff anthrazit .110-ESD	Stoff blau .220-ESD	Stoff bordeauxrot .250-ESD	Kunstleder schwarz .330-ESD

dpv*link* 14581

Article	Type
023.2500	**ESD Swivel chair CLASSIC Economy** dissipative safety double castors for hard surfaces

Accessories CLASSIC Economy

dpv*link* 20931

Article	
023.2460-ESD	**Multifunctional armrest ESD** for swivel chair CLASSIC Economy plastic black (set = 2 pieces)

ESD swivel stools

ESD swivel stool 1300 / 1320

ESD swivel stool with **durable ESD upholstery** and good seating comfort for nearly every application.

- Stepless seat height adjustment by safety gas spring, seat height approx. 43-56 cm / 57-83 cm
- Seat surface Ø 40 cm
- Polished aluminum base
- In compliance with the ESD standard DIN EN 61340-5-1
  - conductive PU upholstery
  - dissipative castors/glides



Stoff schwarz .100-ESD	Stoff blau .220-ESD	Stoff bordeauxrot .250-ESD	Kunstleder schwarz .330-ESD

dpv*link* 20751

Article	Type	
	023.1300	**ESD swivel stool 1300** seat height 43-56 cm dissipative safety double castors for hard floors
	023.1320	**ESD swivel stool 1320 with foot ring** seat height 57-83 cm dissipative glides height-adjustable footring

Weitere Artikel finden Sie unter www.compumet.ch

ESD Swivel stool 1301 Ergo

ESD swivel stool with **durable ESD upholstery** and innovative seat mechanism that adapt automatically to every posture and provides healthy ergonomics.

- spring-loaded 3D rocking function for healthy and ergonomic sitting (tilt up to 12°)
- 3D rocking function ensures permanent movement and encourages active sitting
- stepless seat height adjustment by safety gas spring seat height approx. 43 - 56 cm
- seat surface Ø 40 cm
- polished aluminum base
- in compliance with the ESD standard DIN EN 61340-5-1
  - conductive upholstery
  - dissipative castors



Stoff schwarz .100-ESD	Stoff blau .220-ESD	Stoff bordeauxrot .250-ESD	Kunstleder schwarz .330-ESD

dpv*link* 23862	Article Type
	023.1301 **ESD Swivel stool 1301 Ergo** Seat height 43-56 cm dissipative safety double castors for hard floors

ESD swivel stool PU 1390 / 1392

ESD swivel stool with **durable polyurethane upholstery** and good seating comfort for nearly every application.

- Stepless seat height adjustment by safety gas spring, seat height approx. 43-56 cm / 57-83 cm
- Seat surface Ø 32 cm
- Easy to clean, waterproof & antibacterial
- Polished aluminum base
- In compliance with the ESD standard DIN EN 61340-5-1
  - conductive PU upholstery
  - dissipative castors/glides

dpv*link* 20756	Article Type
	023.1390.PU-ESD **ESD swivel stool PU 1390** seat height 43-56 cm dissipative safety double castors for hard floors
	023.1392.PU-ESD **ESD swivel stool PU 1392 with foot ring** seat height 57-83 cm dissipative glides height-adjustable footring

ESD saddle stool

ESD saddle stool 1350

Saddle seat for a **healthy posture and back-relieving working**

- Stepless seat height adjustment by safety gas spring, seat height approx. 44-57 cm
- Seat surface 40 x 42 cm
- Polished aluminum base
- In compliance with the ESD standard DIN EN 61340-5-1
  - conductive PU upholstery
  - dissipative castors/glides



Stoff schwarz **.100-ESD** | Kunstleder schwarz **.330-ESD**

dpv*link* **20765**

Article	Type
023.1350	**ESD saddle stool 1350** seat height approx. 44 - 57 cm conductive safety double castors for hard floors

Standing aid

ESD Standing aid PU 1500 / 1600

- Stepless seat height adjustment by safety gas spring, seat height approx. 57-83 cm
- Seat surface 35 x 42 cm
- Polished aluminum base/foot plate
- In compliance with the ESD standard DIN EN 61340-5-1
  - conductive PU upholstery
  - dissipative glides / chromed foot plate

Conductive polyurethane (PU solid material)

Advantage:
- easy to clean
- waterproof
- antibacterial
- hard-wearing

dpv*link* **14616**

Article	Type
023.1500.PU-ESD	**ESD Standing aid PU 1500 standard** Seat height: approx. 57-83 cm Base with ESD glides
023.1505.PU-ESD	**ESD Standing aid PU 1505 Comfort** Seat height: approx. 57-83 cm Base with ESD glides Seat tilt steplessly adjustable up to approx. 20°
023.1610.PU-ESD	**ESD Standing aid PU 1610 standard with foot plate** Seat height: approx. 57-83 cm Foot plate, chrome-plated
023.1615.PU-ESD	**ESD Standing aid PU 1615 Comfort with foot plate** Seat height: approx. 57-83 cm Chrome-plated foot plate Seat tilt steplessly adjustable up to approx. 20°

Weitere Artikel finden Sie unter www.compumet.ch

ESD Active standing aid

- ergonomically shaped seat
- elastic bedding of the column with large radius of action for active and healthy working
- Stepless seat height adjustment by safety gas spring, seat height approx. 61 - 90 cm
- adjustable seat tilt
- Seat surface 37 x 30 cm
- Polished aluminum base/foot plate
- In compliance with the ESD standard DIN EN 61340-5-1
  - conductive PU upholstery
  - dissipative glides

Working while standing is more healthy and productive. The shape of the seat fulfills the ergonomic requirements for sedentary work, but it is also suitable for leaning against, just like pure standing aids.
Position and inclination can be both adapted optimally to the working conditions. In addition, the pipe is elastically mounted in the base. This ensures a large operating range and all in all an active and so healthy working.

Synthetic leather skai® ESD

Advantages:
- soft and comfortable
- washable
- insensitive to oil
- hard-wearing

dpv*link* 23204

Article	Type
023.1700-ESD	**ESD Active standing aid 1700 Ergo** Seat height: approx. 61 - 90 cm Base with ESD glides

PU chairs

ESD swivel chair PU 1400

Polyurethane ESD swivel chair with **durable polyurethane upholsteries** and good seating comfort for nearly every application.

- Stepless seat height adjustment by safety gas spring, seat height approx. 41 -54 cm
- Seat surface 43 x 40 cm
- Backrest adjustable in height (stepwise) and tilt
- Backrest height approx. 32 cm
- Polished aluminum base
- In compliance with the ESD standard DIN EN 61340-5-1
  - conductive PU upholstery
  - dissipative castors

Conductive polyurethane (PU solid material)

Advantage:
- easy to clean
- waterproof
- antibacterial
- hard-wearing

dpv*link* 20760

Article	Type
023.1400.PU-ESD	**ESD swivel chair PU 1400** Seat height 43-56 cm dissipative safety double castors for hard floors

ESD swivel chair PU 1405 / 1410

Polyurethane ESD swivel chair with **durable polyurethane upholsteries** and good seating comfort for nearly every application.

- Stepless seat height adjustment by safety gas spring, seat height approx. 43 -56 cm / 57-83 cm
- Seat adjustable in tilt
- Seat surface 46 x 40 cm
- Backrest adjustable in height (stepwise) and tilt
- Backrest height approx. 29 cm
- Individual asychronous adjustment of seat and backrest
- Permanent contact backrest
- Weight regulation adjustable with rotary knob
- Polished aluminum base
- In compliance with the ESD standard DIN EN 61340-5-1
  - conductive PU upholstery
  - dissipative castors/glides

Conductive polyurethane (PU solid material)

Advantage:
- easy to clean
- waterproof
- antibacterial
- hard-wearing

dpv*link* 20762	Article Type
	023.1405.PU-ESD **ESD swivel chair PU 1405** seat height 43-56 cm dissipative safety double castors for hard floors
	023.1410.PU-ESD **ESD swivel chair PU 1410 with foot ring** seat height 57-83 cm dissipative glides height-adjustable footring

All information about the ESD swivel chairs EPAchair® is clearly summarized in the current brochure

- as browse catalog
- as download
- as printed version

Swivel chairs Viasit-Komfort 6500

German proprietary brand with factory-service



.123	.119	.127	.133
grau-schwarz Stoff	blau Stoff	schwarz Stoff	dunkelrot Stoff

- comfort point-synchro mechanism
- no ride up of the clothes
- stepless seat height adjustment by safety gas spring with conus plug connection
- seat and back of molded PU foam
- durable upholstery cover
- polished die-cast aluminium base
- load-dependent braked ESD twin castors accroding to DIN EN 12529 for smooth floors
- black metal and plastic parts
- delivery without armrest

In compliance with ESD standard DIN EN 61340-5-1

Weitere Artikel finden Sie unter www.compumet.ch

ESD swivel chair Viasit-Komfort 6500

Comfort point-synchro mechanisme, seat depth adjustment, fabric backrest completely dissipative

dpv*link* 19837	Article Type
	028.6500.119 **Viasit-Komfort 6500** Comfort point-synchro mechanism, backrest height approx. 54 cm, height adjustable (48 - 56 cm from top edge of seat) by fivefold locking mechanism, seat height: 42-53 cm Color: blue
	028.6500.123 **Viasit-Komfort 6500** Comfort point-synchro mechanism, backrest height approx. 54 cm, height adjustable (48 - 56 cm from top edge of seat) by fivefold locking mechanism, seat height: 42-53 cm Color: grey/black
	028.6500.127 **Viasit-Komfort 6500** Comfort point-synchro mechanism, backrest height approx. 54 cm, height adjustable (48 - 56 cm from top edge of seat) by fivefold locking mechanism, seat height: 42-53 cm Color: black
	028.6500.133 **Viasit-Komfort 6500** Comfort point-synchro mechanism, backrest height approx. 54 cm, height adjustable (48 - 56 cm from top edge of seat) by fivefold locking mechanism, seat height: 42-53 cm Color: dark red

Accessories Comfort 6500 and 6510

dpv*link* 9690	Article Type
	028.0058.ESD **Functional armrest ESD**
	028.0641 **Original Schukra lumbar support** for swivel chairs Viasit Komfort 6500 and 6510
	028.0550.P **Gas spring (extra charge)** extended gas spring for seat height 45-64 cm

Treston Swivel chairs

Swivel chair Treston Ergo-ESD

Multi-purpose chair for nearly every application in industry.

Stepless seat height adjustment. Ergonomically shaped seat and backrest with lumbar support. Permanent contact backrest adjustable in height, also adjustable seat tilt.

Polished aluminium base with load-dependent braked ESD safety twin castors for hard floors. Back shell and plastic parts are dissipative.

In compliance with ESD standard DIN EN 61340-5-1



Stoff schwarz | Kunstleder schwarz

dpv*link* 19910	Article Type
	029.C30BL-ESD **Swivel chair Treston Ergo C30-ESD** Permanent contact backrest, backrest height approx. 46 cm, height adjustable, seat height: 44-62 cm Cover: fabric, color: black
	029.C30AL-ESD **Swivel chair Treston Ergo C30-ESD** Permanent contact backrest, backrest height approx. 46 cm, height adjustable, seat height: 44-62 cm Cover: synthetic leather, color: black
	029.C35BL-ESD **Swivel chair Treston Ergo C35-ESD** Permanent contact backrest, conductive glides and footring, backrest height approx. 46 cm, height adjustable, seat height: 53-80 cm Cover: fabric, color: black

Swivel chair Treston Plus-ESD

TRESTON

High-quality office and work chair with synchronous mechanism.

Synchronous mechanism with weight regulation and seat height adjustment. Ergonomically shaped seat and backrest with lumbar support. Permanent contact backrest adjustable in height, also adjustable seat tilt.

Polished aluminium base with load-dependent braked ESD safety twin castors for hard floors. Back shell and plastic parts are dissipative.

In compliance with ESD standard DIN EN 61340-5-1

dpv*link* 19920	Article Type
	029.C40BL-ESD **Swivel chair Treston Plus-ESD** Synchronous mechanism, backrest height approx. 60 cm, height adjustable, seat height: 45-60 cm Cover: fabric, color: black
	029.C40AL-ESD **Swivel chair Treston Plus-ESD** Synchronous mechanism, backrest height approx. 60 cm, height adjustable, seat height: 45-60 cm Cover: synthetic leather, color: black

Armrest for Treston Ergo and Treston Plus

TRESTON

dpv*link* 19921	Article Type
	029.ARE-ESD **Armrest for Treston Ergo and Treston Plus** Adjustable in height, distance and depth, swivelling

Bimos Swivel chairs

Swivel chair LABSIT

bimos

- Reliable ESD protection by volume conductive plastic and conductive comfort upholstery
- High comfort due to thick upholstering and large seat depth
- innovative flex function in the back and on the front edge of the seat for promoting the correct posture and a good blood circulation
- intuitive handling - only manual adaption of the seat height required
- hygienic design for a simple cleaning and disinfection
- resistant to all conventional disinfectants and chemicals according to ISO 2812
- easy to transport with integrated handle
- polished aluminum base

Corresponds to the ESD standard DIN EN 61340-5-1

-9801 Stoff schwarz

-CP01 Supertec

-2000 Integral-schaum

-MG01 Magic Kunstleder

dpv*link* 22911	Article Type
	9123E-MG01 **Labsit 2 ESD work swivel chair** Seat height 450 - 650 mm, backrest 420 mm, polished aluminum base, conductive castors for soft floors, seat shell black Cover: synthetic leather Magic ESD black
	9123E-2000 **Labsit 2 ESD work swivel chair** Seat height 450 - 650 mm, backrest 420 mm, polished aluminum base, conductive castors for soft floors, seat shell black Cover: integral foam ESD black
	9123E-9801 **Labsit 2 ESD work swivel chair** Seat height 450 - 650 mm, backrest 420 mm, polished aluminum base, conductive castors for soft floors, seat shell black Cover: fabric Duotec ESD black

DPV ELEKTRONIK

Weitere Artikel finden Sie unter www.compumet.ch

dpv*link* 22911	Article Type
	9123E-CP01 **Labsit 2 ESD work swivel chair** Seat height 450 - 650 mm, backrest 420 mm, polished aluminum base, conductive castors for soft floors, seat shell black Cover: Supertec ESD black
	9121E-MG01 **Labsit 3 ESD work swivel chair** Seat height 520 - 770 mm, backrest 420 mm, polished aluminum base, conductive glides and footring, seat shell black Cover: synthetic leather Magic ESD black
	9121E-2000 **Labsit 3 ESD work swivel chair** Seat height 520 - 770 mm, backrest 420 mm, polished aluminum base, conductive glides and footring, seat shell black Cover: integral foam ESD black
	9121E-9801 **Labsit 3 ESD work swivel chair** Seat height 520 - 770 mm, backrest 420 mm, polished aluminum base, conductive glides and footring, seat shell black Cover: fabric Duotec ESD black
	9121E-CP01 **Labsit 3 ESD work swivel chair** Seat height 520 - 770 mm, backrest 420 mm, polished aluminum base, conductive glides and footring, seat shell black Cover: Supertec ESD black
	9125E-MG01 **Labsit 4 work swivel chair** Seat height 560 - 810 mm, backrest 420 mm, polished aluminum base, conductive sit-stop castors and footring, seat shell black Cover: synthetic leather Magic ESD black
	9125E-2000 **Labsit 4 work swivel chair** Seat height 560 - 810 mm, backrest 420 mm, polished aluminum base, conductive sit-stop castors and footring, seat shell black Cover: integral foam ESD black
	9125E-9801 **Labsit 4 work swivel chair** Seat height 560 - 810 mm, backrest 420 mm, polished aluminum base, conductive sit-stop castors and footring, seat shell black Cover: fabric Duotec ESD black
	9125E-CP01 **Labsit 4 ESD work swivel chair** Seat height 560 - 810 mm, backrest 420 mm, polished aluminum base, conductive sit-stop castors and footring, seat shell black Cover: Supertec ESD black

Swivel chair NEXXIT

bimos

- Reliable ESD protection by volume conductive plastic and conductive comfort upholstery
- High comfort due to thick upholstering - thus particularly soft
- seat shape specially designed for industrial workplaces to promote the correct posture and a good blood circulation
- ergonomically designed backrest with horizontal stitching to relieve the spinal column and the muscles
- tapered backrest width in the upper zone for optimal liberty of action
- Robust functional handles give practical mobility and protect the cover materials from dirty hands during transport
- Synchronous technology with automatic weight regulation and intuitive one-lever operation - unique feature in industrial environment
- large adjustment range in the height adjustment
- seat tilt adjustment up to a tilting angle of 6° ensures a seat angle of at least 90° with simultaneous contact with the backrest
- seat depth adjustment and backrest height adjustment for an optimal adaption of the chair to the user's height
- Optionally: 4D armrest (height, width and depth adjustments, pivotable)
- steel base, black

Corresponds to the ESD standard DIN EN 61340-5-1

-9801 Stoff schwarz

-CP01 Supertec

-2000 Integral-schaum

-MG01 Magic Kunstleder

dpv*link* 21499

Article
Type

9030E-9801 **Nexxit 1 ESD work swivel chair**
Synchronous technology with automatic weight regulation, conductive glides, seat height: 450-600 mm, backrest: 530 mm
Cover: fabric Duotec ESD, black

9030E-CP01 **Nexxit 1 ESD work swivel chair**
Synchronous technology with automatic weight regulation, conductive glides, seat height: 450-600 mm, backrest: 530 mm
Cover: Supertec ESD, black

9030E-2000 **Nexxit 1 ESD work swivel chair**
Synchronous technology with automatic weight regulation, conductive glides, seat height: 450-600 mm, backrest: 530 mm
Cover: integral foam ESD, black

9030E-MG01 **Nexxit 1 ESD work swivel chair**
Synchronous technology with automatic weight regulation, conductive glides, seat height: 450-600 mm, backrest: 530 mm
Cover: synthetic leather Magic ESD, black

9033E-9801 **Nexxit 2 ESD work swivel chair**
Synchronous technology with automatic weight regulation, conductive castors for smooth floors, seat height: 450-600 mm, backrest: 530 mm
Cover: fabric Duotec ESD, black

9033E-CP01 **Nexxit 2 ESD work swivel chair**
Synchronous technology with automatic weight regulation, conductive castors for smooth floors, seat height: 450-600 mm, backrest: 530 mm
Cover: Supertec ESD, black

9033E-2000 **Nexxit 2 ESD work swivel chair**
Synchronous technology with automatic weight regulation, conductive castors for smooth floors, seat height: 450-600 mm, backrest: 530 mm
Cover: integral foam ESD, black

9033E-MG01 **Nexxit 2 ESD work swivel chair**
Synchronous technology with automatic weight regulation, conductive castors for smooth floors, seat height: 450-600 mm, backrest: 530 mm
Cover: synthetic leather Magic ESD, black

9031E-9801 **Nexxit 3 ESD work swivel chair**
Synchronous technology with automatic weight regulation, conductive glides and footring, seat height: 570-820 mm, backrest: 530 mm
Cover: fabric Duotec ESD, black

dpv*link* 21499

Article
Type

9031E-CP01 **Nexxit 3 ESD work swivel chair**
Synchronous technology with automatic weight regulation, conductive glides and footring, seat height: 570-820 mm, backrest: 530 mm
Cover: Supertec ESD, black

9031E-2000 **Nexxit 3 ESD work swivel chair**
Synchronous technology with automatic weight regulation, conductive glides and footring, seat height: 570-820 mm, backrest: 530 mm
Cover: Supertec ESD, black

9031E-MG01 **Nexxit 3 ESD work swivel chair**
Synchronous technology with automatic weight regulation, conductive glides and footring, seat height: 570-820 mm, backrest: 530 mm
Cover: synthetic leather Magic ESD, black

ESD 4D armrests for NEXXIT

bimos

dpv*link* 21516

Article
Type

9039E **4D armrests ESD**
suitable for bimos ESD chairs NEXXIT
(adjustable in height, width and depth; pivotable)

DPV ELEKTRONIK

Weitere Artikel finden Sie unter www.compumet.ch

Swivel chair NEON

bimos

- Reliable ESD protection by volume conductive plastic and conductive comfort upholstery
- Ergonomical upholstery shape with optimal support in the lumbar area
- Tapered backrest width in the upper part for an optimal freedom of movement
- Large range (up to 280 mm) in the height adjustment
- Seat tilt adjustment up to a tilting angle of 9° ensures a seat angle of minimun 90° in case of a simultaneous contact with the backrest
- Seat depth adjustment and backrest height adjustment for an optimal adaption of the chair to the body height
- Individually adjustable counter-pressure of the backrest for regulating the weight
- Optional: 4D armrest (height, width and depth adjustment, swiveling)
- Exchangeable upholstery element (quick change by hooking)
- Aluminium base, black
- **Chair elements without cushion (must be ordered separately)**

In compliance with ESD standard DIN EN 61340-5-1

dpv*link* 16804

	Article Type	
	9560E	**Neon 1 ESD work swivel chair (without upholstery)** Permanent contact backrest, conductive glides, climbing aid (height adjustable, folding), seat height: 450-620 mm, backrest: 570 mm Flexband available colors "happy orange" (3279), "mars green" (3280), "Ocean blue" (3277) or "cool grey" (3278)
	9570E	**Neon 1 ESD work swivel chair (without upholstery)** Backrest with synchronous technology, conductive glides, seat height: 450-620 mm, backrest: 570 mm Flexband available colors "happy orange" (3279), "mars green" (3280), "Ocean blue" (3277) or "cool grey" (3278)
	9563E	**Neon 2 ESD work swivel chair (without upholstery)** Permanent contact backrest, conductive castors for hard floors, climbing aid (height adjustable, folding), seat height: 450-620 mm, backrest: 570 mm Flexband available colors "happy orange" (3279), "mars green" (3280), "Ocean blue" (3277) or "cool grey" (3278)
	9573E	**Neon 2 ESD work swivel chair (without upholstery)** Backrest with synchronous technology, conductive castors for hard floors, seat height: 450-620 mm, backrest: 570 mm Flexband available colors "happy orange" (3279), "mars green" (3280), "Ocean blue" (3277) or "cool grey" (3278)
	9561E	**Neon 3 ESD work swivel chair (without upholstery)** Permanent contact backrest, conductive glides, climbing aid (height adjustable, folding), seat height: 590-870 mm, backrest: 570 mm Flexband available colors "happy orange" (3279), "mars green" (3280), "Ocean blue" (3277) or "cool grey" (3278)

dpv*link* 16804

	Article Type	
	9571E	**Neon 3 ESD work swivel chair (without upholstery)** Backrest with synchronous technology, conductive glides, climbing aid (height adjustable, folding), seat height: 590-870 mm, backrest: 570 mm Flexband available colors "happy orange" (3279), "mars green" (3280), "Ocean blue" (3277) or "cool grey" (3278)

NEON ESD Supertec

bimos

Soft, comfortable upholstery consisting of breathable carrier material and robust micro armoring for a slip- and cut-resistant surface, durable and easy to clean. Seat height can be increased by 20 mm, quick and easy installed by hooking.

dpv*link* 21253

Article	Type
9588E-CP01	**ESD Supertec** black

NEON ESD Integral foam upholstery

bimos

Conductive integral foam upholstery, soft, as comfortable as sitting on air, washable, resistant to light acids and alkalis, structured surface for best climate comfort. Increased seat height by 20 mm, fast and simply installed by hooking.

dpv*link* 16812

Article	Type
9588E-2000	**ESD integral foam upholstery** black

NEON ESD Magic upholstery

bimos

Conductive synthetic leather upholstery Magic, soft, as comfortable as sitting on air, washable, easy-care, resistant to light acids and alkalis. Increased seat height by 20 mm, fast and simply installed by hooking.

dpv*link* 16814

Article	Type
9588E-MG01	**ESD Magic upholstery** black

NEON ESD Fabric upholstery

bimos

Soft, breathable textile upholstery made of durable and conductive fabric cover. Increased seat height by 20 mm, fast and simply installed by hooking.



-9801
schwarz



-9802
blau



-9811
grau

dpv*link* 16816

Article	Type
9588E	**ESD fabric upholstery** standard, fabric -9801 black, 9802 blue, -9811 grey

ESD 4D Armrests for NEON

bimos

dpv*link* 16819

Article	Type
9589E	**4D armrest ESD** suitable for bimos ESD chairs NEON (adjustable in height, width and depth; swiveling)

Swivel chair SINTEC

bimos

- reliable ESD protection due to volume conductive plastic and conductive comfort upholstery
- anatomical design with integrated lumbar support
- flexible backrest top, reduced backrest width at the top for optimal mobility
- seat and backrest with grooves for optimal air circulation
- rounded front edge of seat, generous seat dimension with anti-slip curvature
- exchangeable upholstery elements (quick exchange by hooking)
- flat ending five foot frame of steel tube profile, coated with epoxy resin, color: black

In compliance with ESD standard DIN EN 61340-5-1

dpv*link* 9733

Article	Type
9800E-1100	**Sintec 1 ESD work swivel chair** Permanent contact backrest, conductive glides, seat height: 430-580 mm, backrest: 420 mm
9810E-1100	**Sintec 1 ESD work swivel chair** Permanent contact backrest with seat tilt, conductive glides, seat height: 430-580 mm, backrest: 420 mm
9820E-1100	**Sintec 1 ESD work swivel chair** Backrest synchronous technology with weight control, conductive glides, seat height: 430-580 mm backrest: 420 mm
9803E-1100	**Sintec 2 ESD work swivel chair** Permanent contact backrest with conductive, braked castors for smooth floors, seat height: 430-580 mm, backrest: 420 mm
9813E-1100	**Sintec 2 ESD work swivel chair** Permanent contact backrest with tilting seats with conductive, braked castors for smooth floors, seat height: 430-580 mm backrest: 420 mm

DPV ELEKTRONIK

Weitere Artikel finden Sie unter www.compumet.ch

dpv*link* 9733

Article	Type
9823E-1100	**Sintec 2 ESD work swivel chair** Backrest synchronous technology with weight control, with conductive, braked castors for smooth floors, seat height: 430-580 mm, backrest: 420 mm
9801E-1100	**Sintec 3 ESD work swivel chair** Permanent contact backrest with step and conductive glides, seat height: 580-850 mm; backrest: 420 mm
9811E-1100	**Sintec 3 ESD work swivel chair** Permanent contact backrest with seat tilt adjustment, step and conductive glides, seat height: 580-850 mm, backrest: 420 mm
9821E-1100	**Sintec 3 ESD work swivel chair** Backrest synchronous technology with weight regulation, with step and conductive glides Seat height: 580-850 mm, backrest: 420 mm

SINTEC ESD Supertec

bimos

Soft, comfortable upholstery consisting of breathable carrier material and robust micro armoring for a slip- and cut-resistant surface, durable and easy to clean.
Seat height can be increased by 20 mm, quick and easy installed by hooking.

dpv*link* 21255

Article	Type
9875E-CP01	**ESD Supertec upholstery** black, standard
9876E-CP01	**ESD Supertec upholstery** black, with lumbar pad

SINTEC ESD Integral foam upholstery

bimos

Conductive integral foam upholstery for soft, comfortable "air cushion seats", washable, resistant to light acids and alkalis, structured surface for best climate comfort. Increased seat height by 20 mm, fast and simply installed by hooking.

dpv*link* 9743

Article	Type
9865E-2000	**ESD integral foam upholstery SINTEC** black

SINTEC ESD Skai upholstery

bimos

Slip- and tear-resistant upholstery with conductive Skai cover. Increased seat height by 20 mm fast and simply installed by hooking.

dpv*link* 9745

Article	Type
9875E-2571	**ESD Skai upholstery SINTEC** Black, standard
9876E-2571	**ESD Skai upholstery with lumbar pad** Black, with lumbar pad

SINTEC ESD Textile upholstery

bimos

Soft, breathable textile upholstery made of durable and conductive fabric cover. Increased seat height by 20 mm, fast and simply installed by hooking.


-9801 schwarz


-9802 blau

-9803 rot

-9811 grau

dpv*link* 9748

Article	Type
9875E	**ESD fabric upholstery SINTEC** standard, textile -9801 black, -9802 blue, -9811 red, -9803 grey
9876E	**ESD fabric upholstery SINTEC with lumbar pad** with lumbar pad -9801 black, -9802 blue, -9811 red, -9803 grey

for suitable armrests see article number 9353E

Swivel chair SINTEC 160

bimos

- reliable ESD protection due to volume conductive plastic and conductive comfort upholstery
- anatomical design with integrated lumbar support
- flexible backrest top, reduced backrest width at the top for optimal mobility
- robust and safe construction, suitable for persons up to 160 kg
- seat and backrest with grooves for optimal air circulation
- rounded front edge of seat, generous seat dimension with anti-slip curvature
- delivery incl. conductive glides and ESD castors
- seat height 490 - 640 mm with castors (in case of glides 450 - 600 mm)
- exchangeable upholstery elements (quick exchange by hooking)
- flat ending five-star base of steel tube profile, coated with epoxy resin, color: black
- extra-large, stable base (Ø 740 mm)

In compliance with ESD standard DIN EN 61340-5-1

dpv*link* 21585	Article Type
	9816E-2000 **Sintec 160 ESD work swivel chair** Cover: integral foam ESD, -2000 black
	9816E-2571 **Sintec 160 ESD work swivel chair** Cover: synthetic leather Skai ESD, -2571 black
	9816E-9801 **Sintec 160 ESD work swivel chair** Cover: fabric Duotec ESD, -9801 black
	9816E-9802 **Sintec 160 ESD work swivel chair** Cover: fabric Duotec ESD, -9802 blue
	9816E-9803 **Sintec 160 ESD work swivel chair** Cover: fabric Duotec ESD, -9803 red
	9816E-9811 **Sintec 160 ESD work swivel chair** Cover: fabric Duotec ESD, -9811 grey

Swivel chair UNITEC

bimos

- ESD protection by conductive back shell, comfort upholstery and castors
- Generous seat and high back
- Flat ending five-star base of profile steel tube, coated with epoxy resin, color: black
- In compliance with ESD standard DIN EN 61340-5-1
- Seat height adjustment, adjustable backrest
- Permanent contact backrest

In compliance with ESD standard DIN EN 61340-5-1

-9801
schwarz


-9802
blau

-9803
rot

-9811
grau

dpv*link* 9767	Article Type
	9650E **Unitec 1 ESD Work Chair** Permanent contact backrest, conductive glides, seat height: 460-640 mm, backrest: 460 mm cover: fabric Duotec ESD -9801 black, -9802 blue, -9803 red, -9811 grey
	9650E-2571 **Unitec 1 ESD Work Chair** dto; covey: synthetic leather Skai ESD, black
	9653E **Unitec 2 ESD Work Chair** Permanent contact backrest with conductive castors for hard surfaces, seat height: 440-600 mm Backrest: 460 mm, cover: fabric Duotec ESD -9801 black, -9802 blue, -9803 red, -9811 grey
	9653E-2571 **Unitec 2 ESD Work Chair** dto; cover: synthetic leather Skai ESD, black

DPV ELEKTRONIK

Weitere Artikel finden Sie unter www.compumet.ch

dpv*link* 9767	Article Type	
	9651E	**Unitec 3 ESD Work Chair** Permanent contact backrest, conductive glides and foot ring, seat height: 550-800 mm, backrest: 460 mm, cover: fabric Duotec ESD -9801 black, -9802 blue, -9803 red, -9811 grey
	9651E-2571	**Unitec 3 ESD Work Chair** dto; cover: synthetic leather Skai ESD, black

Ring armrests for UNITEC

bimos

dpv*link* 9896	Article Type	
	9680	**Ring armrest** standard, black, no ESD version suitable for bimos chairs UNITEC

Swivel chair BASIC

bimos

- Reliable ESD protection due to volume conductive plastics and conductive comfort upholstery
- Ergonomic design
- Seat and backrest height adjustment for an optimal adaption of the chair to the body height
- Flat ending five-star base of profile steel tube, coated with epoxy resin, color: black

In compliance with ESD standard DIN EN 61340-5-1

Version PLUS with dissipative backrest shell



-9801	-9802	-9803	-9811	-2571
Stoff schwarz	Stoff blau	Stoff rot	Stoff grau	Kunstleder schwarz

dpv*link* 16821	Article Type	
	9150E	**Basic 1 ESD work swivel chair** • Permanent contact backrest • conductive glides • seat height: 470-610 mm, backrest: 430 mm
	9150E.Plus	**Basic 1 ESD - PLUS work swivel chair** • Permanent contact backrest • conductive glides • seat height: 470-610 mm, backrest: 430 mm **Model with dissipative back outer shell**
	9154E	**Basic 1 ESD work swivel chair** • Permanent contact backrest with seat tilt adjustment • conductive glides • seat height: 470-610 mm, backrest: **530 mm**

dpv*link* 16821

Article
Type

9154E.Plus **Basic 1 ESD - PLUS work swivel chair**
- Permanent contact backrest with seat tilt adjustment
- conductive glides
- seat height: 470-610 mm, backrest:

Model with dissipative back outer shell

9157E **Basic 1 ESD work swivel chair**
- Backrest synchronous technology with weight regulation
- conductive glides
- seat height: **490-630 mm**, backrest: 530 mm

9157E.Plus **Basic 1 ESD - PLUS work swivel chair**
- Backrest synchronous technology with weight regulation
- conductive glides
- seat height: **490-630 mm**, backrest: 530 mm
Model with dissipative back outer shell

9151E **Basic 2 ESD work swivel chair**
- Permanent contact backrest
- conductive braked castors for smooth floors
- seat height: **470-610 mm**, backrest: **430 mm**

9151E.Plus **Basic 2 ESD - PLUS work swivel chair**
- Permanent contact backrest
- conductive braked castors for smooth floors
- seat height: **470-610 mm**, backrest: **430 mm**
Model with dissipative back outer shell

9155E **Basic 2 ESD work swivel chair**
- Permanent contact backrest with seat tilt adjustment
- with conductive **braked castors** for smooth floors
- seat height: 470-610 mm, backrest: 530 mm

9155E.Plus **Basic 2 ESD - PLUS work swivel chair**
- Permanent contact backrest with seat tilt adjustment
- with conductive **braked castors** for smooth floors
- seat height: 470-610 mm, backrest: 530 mm
Model with dissipative back outer shell

9158E **Basic 2 ESD work swivel chair**
- Backrest synchronous technology with weight regulation
- with conductive **braked castors** for smooth floors
- seat height: **490-630 mm**, backrest: **530 mm**

9158E.Plus **Basic 2 ESD - PLUS work swivel chair**
- Backrest synchronous technology with weight regulation
- with conductive **braked castors** for smooth floors
- seat height: **490-630 mm**, backrest: **530 mm**
Model with dissipative back outer shell

dpv*link* 16821

Article
Type

9152E **Basic 3 ESD work swivel chair**
- Permanent contact backrest
- **with climbing aid and conductive glides**
- seat height: **620-870 mm**, backrest: **430 mm**

9152E.Plus **Basic 3 ESD - PLUS work swivel chair**
- Permanent contact backrest
- **with climbing aid and conductive glides**
- seat height: **630-890 mm**, backrest: **530 mm**
Model with dissipative back outer shell

9156E **Basic 3 ESD work swivel chair**
- Permanent contact backrest with seat tilt adjustment
- **with climbing aid and conductive glides**
- seat height: **620-870 mm**, backrest: **530 mm**

9156E.Plus **Basic 3 ESD - PLUS work swivel chair**
- Permanent contact backrest with seat tilt adjustment
- **with climbing aid and conductive glides**
- seat height: **620-870 mm**, backrest: **530 mm**

Model with dissipative back outer shell

9159E **Basic 3 ESD work swivel chair**
- Backrest synchronous technology with weight regulation
- **with climbing aid and conductive glides**
- seat height: **640-890 mm**, backrest: **530 mm**

9159E.Plus **Basic 3 ESD - PLUS work swivel chair**
- Backrest synchronous technology with weight regulation
- **with climbing aid and conductive glides**
- seat height: **640-890 mm**, backrest: **530 mm**

Model with dissipative back outer shell

ESD armrests for BASIC / SINTEC

bimos

dpv*link* 9776

Article
Type

9353E **Multifunctional armrest ESD**
suitable for bimos ESD swivel chairs Basic and Sintec

DPV ELEKTRONIK

Weitere Artikel finden Sie unter www.compumet.ch

Swivel chair cleanroom Basic ESD

bimos

Material and design:
The die-cast aluminium base is high-gloss polished and equipped with conductive castors or glides for hard floors. The also conductive and tear-resistant black synthetic leather cover is slip-resistant and ensures a good grip even on smooth cleanroom clothing.

Color: light grey / cover Skai ESD black, polished base

-DIN IEC 61340-5-1
-Air purity class 1 according to US Fed. H specifications
-Air purity class 3 according to EN ISO 14644-1

dpv*link* 13413	Article Type

9140-2571 **Bimos ESD Cleanroom Basic 2**
with permanent contact, backrest: 430 mm, seat height adjustment 470-610 mm, with conductive braked castors; color: light grey / cover Skai ESD black

9141-2571 **Bimos ESD cleanroom Basic 3**
with permanent contact backrest: 430 mm, seat height adjustment. 620-870 mm, with step / conductive glides, color: light grey / cover Skai ESD black

9142-2571 **Bimos ESD Cleanroom Basic 2**
Swivel chair with permanent contact, backrest: 530 mm, seat height adjustment . 470-610 mm, with conductive, braked castors, color: light grey / cover Skai ESD black

9143-2571 **Bimos ESD cleanroom Basic 3**
with permanent contact, backrest: 530 mm, seat height adjustment 630-890 mm step / conductive glides, color: light grey / cover black, polished base

dpv*link* 13413	Article Type

9145-2571 **Bimos ESD cleanroom Basic 2**
with synchronous technology, backrest: 530 mm, seat height adjustment 490-630 mm, with conductive, braked castors, color: light grey / cover Skai ESD black

9146-2571 **Bimos ESD cleanroom Basic 3**
swivel chair with synchronous technology, backrest: 530 mm, seat height adjustment 660-910 mm, with step / conductive glides, color: light grey / cover Skai ESD black

9890-238 **Ring armrest for Bimos cleanroom Basic**
Color: light grey

Swivel chair cleanroom Plus ESD

bimos

Material and design:
The swivel chair cleanroom Plus is equipped with a seat and backrest shell made of steel plate and guarantees best particle safety. The metal parts have a conductive coating, the plastics are volume conductive. Their color is light grey. The also conductive synthetic leather cover is slip-resistant and ensures a firm grip even on smooth cleanroom clothing.

Color: light grey / cover Skai ESD black, polished base

-DIN IEC 61340-5-1
-Air purity class 1 according to US Fed. H specifications
-Air purity class 3 according to EN ISO 14644-1

dpv*link* 13423

	Article Type
	9161-2571 **Bimos ESD cleanroom Plus 2** with permanent contact, backrest: 500 mm, seat height adjustment. 440-565 mm, with conductive braked castors; color: light grey / cover Skai ESD black
	9181-2571 **Bimos ESD cleanroom Plus 2** with permanent contact, backrest: 380 mm, seat height adjustment. 440-565 mm, with conductive braked castors, color: light grey / cover Skai ESD black
	9183-2571 **Bimos ESD cleanroom Plus 2** with permanent contact, backrest: 380 mm, seat height adjustment. 630-890 mm step / conductive glides, color: light grey / cover Skai ESD black
	9487-238 **Ring armrest for Bimos cleanroom Plus** with permanent contact, light grey

Stools / Standing aids

Bimos ESD Cleanroom stool

bimos

Material and design:
High-gloss polished die-cast aluminum frames equipped with conductive castors or glides for hard floors. The synthetic leather cover is also conductive and slip-resistant.

Cleanroom class 4 according to EN ISO 14644-1

In compliance with the ESD standard DIN EN 61340-5-1

dpv*link* 13439

Article	Type
9467R-2571	**Bimos ESD cleanroom stool 1** Seat height adjustment. 460-630 mm, with conductive glides, polished base, color: light grey / cover Skai ESD black
9468R-2571	**Bimos ESD cleanroom stool 2** Seat height adjustment 460-630 mm, conductive braked castors, polished base, color: light grey / cover Skai ESD black
9469R-2571	**Bimos ESD cleanroom stool 3** Seat height adjustment 570-850 mm, conductive glides + footring, polished base, color: light grey / cover Skai ESD black

ESD Stool

bimos

ESD swivel stool with comfortable seat height adjustment by ring release and conductive cover.

In compliance with ESD standard DIN EN 61340-5-1



-9801 schwarz | -9802 blau | -9803 rot | -9811 grau

dpv*link* 9760

Article	Type
9467E	**ESD stool 1, work swivel stool** with conductive glides, ring release, seat height: 460-630 mm, cover: fabric Duotec ESD -9801 black, -9802 blue, -9803 red, -9811 grey
9467E-2571	**ESD stool 1, work swivel stool** as above, cover: synthetic leather Skai ESD, black
9468E	**ESD stool 2, work swivel stool** with conductive castors for hard floors, ring release, seat height: 460-630 mm, cover: fabric Duotec ESD -9801 black, -9802 blue, -9803 red, -9811 grey
9468E-2571	**ESD stool 2, work swivel stool** as above, cover: synthetic leather Skai ESD, color: black
9469E	**ESD stool 3, work swivel stool** with conductive glides and foot ring, ring release, seat height: 570-850 mm, cover: fabric Duotec ESD -9801 black, -9802 blue, -9803 red, -9811 grey
9469E-2571	**ESD stool 3, work swivel stool** as above, cover: synthetic leather Skai ESD, black

DPV ELEKTRONIK

Weitere Artikel finden Sie unter www.compumet.ch

Stool LABSIT

bimos

ESD swivel stool with comfortable seat height adjustment by ring release and conductive cover

Cleanroom class 3 according to ISO 14644-1

In compliance with the ESD standard DIN EN 61340-5-1

dpv*link* 22916

Article	Type
9127E-2000	**ESD Stool Labsit** Adjustable seat height 450 - 650 mm, ring release, with conductive braked castors, posihed base Cover: integral foam ESD black

Stool / standing aid Flex

bimos

ESD standing aid Flex, seat height adjustment by safety gas spring from 510 - 780 mm, seat integral foam upholstery black.

In compliance with ESD standard DIN EN 61340-5-1

dpv*link* 21049

Article	Type
9408E-2000	**bimos ESD work stool Flex 1** • seat height adjustable 450 - 650 mm • with conductive castors • polished base • color: black • cover Soft Touch PU foam
9409E-2000	**bimos ESD standing aid Flex 2** • seat height adjustable 510 - 780 mm • with conductive glides • polished base • color: black • cover Soft Touch PU foam
9419E-2000	**bimos ESD standing aid Flex 3** • seat height adjustable 510 - 780 mm • with conductive glides and footring • polished base • color: black • cover Soft Touch PU foam

ESD Standing aid with foot plate

bimos

ESD standing aid with solid flat round base, seat height adjustment by Safelift gas spring in the range of 650-850 mm, tilt adjustment forwards by 10°, 360° rotable lean-to surface made of conductive integral foam with integrated handle. Metal parts coated with epoxy resin, color: black.

In compliance with ESD standard DIN EN 61340-5-1

dpv*link* 9758

Article	Type
9454E-2000	**ESD standing aid with foot plate** with Safelift seat height adjustment 650-850 mm

ESD Standing aid Fin

bimos

ESD standing aid Fin with solid foot, seat height adjustment by Safelift gas spring in the range of 620-850 mm, pillar for an ideal working position and ergonomic support tilted forwards by 4°, extra wide comfort seat (turnable by 20°) with integrated handles, integral foam upholstery black.

In compliance with ESD standard DIN EN 61340-5-1

dpv*link* 17230

Article	Type
9144E	**ESD Standing aid Fin** with Safelift seat height adjustment 620 - 850 mm

ESD Standing aid Labster

bimos

ESD standing aid Labster, seat height adjustment by Safelift gas spring in the range from 650 - 850 mm, seat with integral foam upholstery black.

In compliance with ESD standard DIN EN 61340-5-1

dpv*link* 17232

Article	Type
9106E-2000	**ESD Standing aid Labster (oscillating foot)** innovative oscillating foot (complete upper part can be tilted by 7°), Safelift seat height adjustment 650-850 mm
9106E-2000-521	**ESD Standing aid Labster (base with glides)** Base with ESD glides, Safelift seat height adjustment 650 - 850 mm

Swivel chairs, others

Swivel chair BUSINESS-CHAIR

Th swivel chair type Business Chair provides excellent ergonomic sitting comfort due to its molded foam cushion.

- 5-star base made of chromed aluminium with to conductive soft castors
- safety gas spring, seat height 450 - 590 mm
- Seat and dynamic backrest individually adjustable
- durable and conductive upholstery cover for seat and backrest, color black
- load-dependent braked, soft castors
- conductive plastic backrest shell

In compliance with ESD standard DIN EN 61340-5-1

dpv*link* 17646

Article	Type
1700.BS.S	**Swivel chair BUSINESS-CHAIR, color black** with armrests, seat height 450 - 590 mm

Swivel chair ERGO-CHAIR

Due to its molded foam upholstery the swivel chair type Ergo Chair offers an excellent ergonomic seating comfort.

- 5-star base with 5 conductive soft castors / 5 conductive glides
- safety gas spring, seat height 430 - 600 mm and 570 - 850 mm
- adjustable seat tilt and backrest height
- seat and dynamic backrest individually adjustable
- backrest with conductive plastic shell

In compliance with ESD standard DIN EN 61340-5-1

dpv*link* 21203

Article	Type
1700.ERG.S	**Swivel chair ERGO-CHAIR, color black** Cover: fabric, seat height 430 - 600 mm 5 conductive, soft castors
1700.ERG.K	**Swivel chair ERGO-CHAIR, color black** Cover: synthetic leather, seat height 430 - 600 mm 5 conductive, soft castors
1700.ERG.ST	**Swivel chair ERGO-CHAIR, color grey** Cover: SUPERTEC, seat height 430 - 600 mm 5 conductive, soft castors
1710.ERG.S	**Swivel chair ERGO-CHAIR, color black** Cover: fabric, seat height 570 - 850 mm 5 conductive glides, climbing aid (steplessly adjustable)
1710.ERG.K	**Swivel chair ERGO-CHAIR, color black** Cover: synthetic leather, seat height 570 - 850 mm 5 conductive glides, climbing aid (steplessly adjustable)
1710.ERG.ST	**Swivel chair ERGO-CHAIR, color grey** Cover: SUPERTEC, seat height 570 - 850 mm 5 conductive glides, climbing aid (steplessly adjustable)

Swivel chair COMFORT CHAIR

The swivel chair type Comfort Chair offers an excellent ergonomic seating comfort due to its molded foam cushion.

- 5-star base with 5 conductive soft castors
- safety gas spring, seat height 430-570 mm and 670-810 mm
- seat and dynamic backrest individually adjustable
- durable upholstery cover
- conductive plastic backrest shell

In compliance with ESD standard DIN EN 61340-5-1

dpv*link* 3753

Article	Type
1700.KS.B	**Swivel chair COMFORT-CHAIR, color: blue** without armrests, seat height 430-570 mm
1700.KS.D	**Swivel chair COMFORT-CHAIR, color: grey** without armrests, seat height 430 - 570 mm
1700.KS.S	**Swivel chair COMFORT-CHAIR, color black** without armrests, seat height 430 - 570 mm
1710.KS.B	**Swivel chair COMFORT CHAIR, color: blue** with 5 conductive glides, chromed foot ring, seat height 670-810 mm
1710.KS.D	**Swivel chair COMFORT CHAIR, color: grey** with 5 conductive glides, chromed foot ring, seat height 670-810 mm
1710.KS.S	**Swivel chair COMFORT-CHAIR, color black** with 5 conductive glides, chromed foot ring, seat height 670-810 mm

Accessories COMFORT / ECONOMY / ECONOMY PLUS

dpv*link* 3760

Article
Type

1700.XS **Armrests**
for COMFORT /ECONOMY / ECONOMY PLUS
with conductive PU armrests

1700.KS.13 **Hard chair castors**
for COMFORT / COMFORT PLUS / ECONOMY / ECONOMY PLUS
Hard chair castors (for carpets), set = 5 pieces

DPV ELEKTRONIK

Weitere Artikel finden Sie unter www.compumet.ch

Swivel chair COMFORT-PLUS-CHAIR

The swivel chair type Comfort Chair offers an excellent ergonomic seating comfort due to its molded foam cushion.

- 5-star base
- safety gas spring
- adjustable back height
- adjustable seat height, depth and tilt
- mechanism with synchronous technique provides active-dynamic sitting
- seat and dynamic backrest individually adjustable
- durable upholstery cover in black
- conductive plastic backrest shell
- ESD marking
- load-dependent braked, soft castors

In compliance with ESD standard DIN EN 61340-5-1

dpv*link* 17648

Article	Type
1700.KSP.S	**Swivel chair COMFORT-PLUS-CHAIR, color black** without armrests, seat height 430 - 540 mm, with 5 conductive, soft castors
1700.KSP.ST	**Swivel chair COMFORT-PLUS-CHAIR, color grey** without armrests, seat heigth 430 - 540 mm, with 5 conductive, soft castors fabric: Supertec
1700.KSP.B	**Swivel chair COMFORT-PLUS-CHAIR, color dark blue** without armrests, seat height 430 - 540 mm, with 5 conductive soft castors
1710.KSP.S	**Swivel chair COMFORT-PLUS-CHAIR, color black** without armrests, seat height 610 - 850 mm, with 5 conductive glides, chromed footring as climbing aid
1710.KSP.ST	**Swivel chair COMFORT-PLUS-CHAIR, color grey** without armrests, seat heigth 610 - 850 mm, with 5 conductive glides, chromed footring as climibing aid, fabric: Supertec
1710.KSP.B	**Swivel chair COMFORT-PLUS-CHAIR, color dark blue** without armrests, seat height 610 - 850 mm, with 5 conductive glides, chromed footring as climbing aid
1700.KSP.S.620	**Swivel chair COMFORT-PLUS-CHAIR, color black** without armrests, seat height 470 - 620 mm, with 5 conductive soft castors
1700.KSP.ST.620	**Swivel chair COMFORT-PLUS-CHAIR Supertec** without armrests, seat height 470 - 620 mm, with conductive castors
1700.KSP.B.620	**Swivel chair COMFORT-PLUS-CHAIR, color dark blue** without armrests, seat height 470 - 620 mm, with 5 conductive soft castors

Accessories COMFORT-PLUS CHAIR

dpv*link* 17651

Article
Type

1700.xs.ksp **Armrests**
for COMFORT-PLUS CHAIR
with conductive PU arm supports

Swivel chair ECONOMY CHAIR PISA II

Swivel chair with comfortable seating and durable ESD upholstery cover.

- Simple design
- tilting of backrest mechanically adjustable and lockable
- height adjustment by safety gas lift
- load-dependent braked, soft castors
- suitable armrests: **1700.XS**

In compliance with ESD standard DIN EN 61340-5-1

dpv*link* 2391

Article	Type
1700.ES.D	**Swivel chair ECONOMY CHAIR PISA II, color: grey** without armrests, seat height 400 - 520 mm
1700.ES.B	**Swivel chair ECONOMY CHAIR PISA II, color: blue** without armrests, seat height 400 - 520 mm
1710.ES.D	**Swivel chair ECONOMY CHAIR PISA II, color: grey** with 5 conductive glides, steel-ring step, seat height 640-760 mm
1710.ES.B	**Swivel chair ECONOMY CHAIR PISA II, color: blue** with 5 conductive glides, steel-ring step, seat height 640-760 mm

Accessories COMFORT / ECONOMY / ECONOMY PLUS

dpv*link* 3760

Article
Type

1700.XS **Armrests**
for COMFORT /ECONOMY / ECONOMY PLUS
with conductive PU armrests

1700.KS.13 **Hard chair castors**
for COMFORT / COMFORT PLUS / ECONOMY / ECONOMY PLUS
Hard chair castors (for carpets), set = 5 pieces

Swivel chair ECONOMY PLUS CHAIR

The swivel chair type Economy Plus Chair offers a good ergonomic seating comfort due to its molded foam cushion and its increased backrest with spine cavity.

- 5-star base, safety gas spring, adjustable seat height
- increased dynamic backrest with spine cavity, individually adjustable
- seat and dynamic backrest individually adjustable
- durable upholstery cover in black
- conductive plastic backrest shell
- ESD marking
- depending on version: load-dependent braked, soft castors or glides
- suitable armrests: **1700.XS**

In compliance with ESD standard DIN EN 61340-5-1

dpv*link* 17653

Article	Type
1700.ESP.S	**Swivel chairs ECONOMY-PLUS-CHAIR, color black** without armrests, seat height 430 - 540 mm, with conductive, soft castors
1710.ESP.S	**Swivel chair ECONOMY-PLUS-CHAIR, color black** without armrests, seat height 670 - 800 mm, with conductive glides. Chromed footring as climbing aid.

Accessories COMFORT / ECONOMY / ECONOMY PLUS

dpv*link* 3760

	Article Type
	1700.XS **Armrests** for COMFORT /ECONOMY / ECONOMY PLUS with conductive PU armrests
	1700.KS.13 **Hard chair castors** for COMFORT / COMFORT PLUS / ECONOMY / ECONOMY PLUS Hard chair castors (for carpets), set = 5 pieces

Vinyl Sit-stand stool

Dissipative, height-adjustable sit-stand stool

- Durable and conductive vinyl cover
- Seat height adjustable 540-800 mm
- Chromed base with slip-resistant dissipative knobs
- Steplessly adjustable seat tilting
- 360° seat rotation assures excellent body contact
- Marked with ESD warning symbol on backrest

dpv*link* 19750

Article	Type
1700.S.V	**Vinyl Sit-stand stool**

Swivel chair INDUSTRIAL PU-CHAIR

The swivel chair type **Industrial PU** has a very good ergonomic seating comfort. Body charges can be dissipated reliably and safely to the conductive floor or floor mat.

- 5-star base with 5 conductive soft castors
- safety gas spring, seat height 380-510 mm and 540-800 mm
- synchronous adjustment of the seat and backrest
- durable and conductive PU integral foam for seat and backrest
- PU integral foam is easy to clean
- labelling with ESD symbol

In compliance with ESD standard DIN EN 61340-5-1

dpv*link* 8411

Article	Type
1700.PU	**Swivel chair INDUSTRIAL PU-CHAIR** without armrests, seat height 380 - 510 mm
1710.PU	**Swivel chair INDUSTRIAL PU-CHAIR** with 5 conductive glides, steel-ring step, seat height 540 - 800 mm

Accessories INDUSTRIAL PU-CHAIR

dpv*link* 8414

Article	Type
1700.XS.PU	**Armrests for INDUSTRIAL PU-CHAIR** with conductive PU armrests incl. mounting plate

Vinyl Chair

The swivel chair type **Vinyl Chair** provides a very good ergonomic seating and can dissipate personnel charging reliably and safely to the conductive flooring or floor mat.

- 5-star base made of chromed aluminium with 5 conductive soft castors
- Safety gas spring, seat height 510-640 mm
- Durable and conductive vinyl covering for backrest and seat
- Load-controlled braked soft castors
- Marked with the ESD warning symbol on backrest
- For clean production areas

In compliance with ESD standard DIN EN 61340-5-1

dpv*link* 19746

Article	Type
1700.VS	**Vinyl Chair** without armrests, seat height 510 - 640 mm

DPV ELEKTRONIK

Weitere Artikel finden Sie unter www.compumet.ch

Standing aid / sit-stand stool dissipative

Sit-stand stool; dissipative, stable support tube with slip-resistant glides; lockable seat height adjustment; seat tilt adjustable by 15°; dissipative, durable seat made of PU integral foam; rotary movement of the seat by 16° ensures good contact; GS approved. Color black.

In compliance with ESD standard DIN EN 61340-5-1

dpv*link* 10188

Article	Type
1700.S	Standing aid / sit-stand stool conductive

Footrests and climbing aids

Footrest

Adjustable, conductive footrest, color: black, dimensions: 450 x 350 mm

- supports an ergonomic and comfortable sitting
- stable metal construction
- conductive, slip-resistant mat
- height and tilt adjustable
- incl. grounding wire with 10 mm snap / banana plug
- fulfils the standards of DIN 4556

In compliance with ESD standard DIN EN 61340-5-1

dpv*link* 4093

Article	Type
1740.001	**Footrest ESD, incl. grounding wire**

Footrest with gas spring height adjustment

ESD footrest, height adjustable 100-340 mm, tilt adjustment 8°-25° with conductive glides, safe lift height adjustment, easy to operate while sitting; metal parts coated with epoxy resin, color: black.

dpv*link* 9774

Article	Type
9455E-217	**Footrest with gas spring height adjustment** Height: 100-340 mm, tilt adjustment: 8°- 25°

Footrest

Dissipative footrest with exercise roller, self-standing, color: black,
Dimensions: 500 x 370 x 100 mm

- The special feature is an integrated exercise roller to support the blood circulation through foot massage while sitting
- Serrated surface. Slip-resistant rubber plugs below ensure stable standing.
- conductive
- made of polystyrene

dpv*link* 17281

Article	Type
JT-2ESD	**Footrest ESD**

Footrest floor



Dissipative footrest freestanding, dimensions 550 x 350 x 100 mm, tilting angle 5-30°

- Slip-resistant rubber plugs provide stable stand
- conductive

dpv*link* 18564

Article	Type
860.94749	**Footrest floor ESD**

Footrest floor, height-adjustable



Dissipative footrest height-adjustable, freestanding, dimensions 550 x 350 x 90-280 mm, tilting angle 5-30°

- Slip-resistant rubber plugs provide stable stand
- conductive

dpv*link* 18566

Article	Type
860.13749	**Footrest floor, height-adjustable ESD**

Footrest floor, with gas spring

Dissipative footrest with gas spring, freestanding, dimensions 550 x 350 x 90-260 mm, tilting angle 5-30°

- Slip-resistant rubber plugs provide stable stand
- conductive

dpv*link* 18568

Article	Type
860.22449	**Footrest floor, with gas spring**

Climbing aid robust metal construction

Climbing aid, conductive

- Height: 400 mm
- Diameter: 280mm
- robust metal construction

dpv*link* 19828

Article	Type
1750.410	Climbing aid, conductive

Kick-step stool, plastic

- Kick-step stool, conductive
- height (loaded): 420mm
- height (unloaded) 410 mm

dpv*link* 10101

Article	Type
1751.415	Kick-step stool, conductive

Measurement and test equipment

EPApro® Personnel Tester 1000

*EPA*pro® Personnel Tester 1000

*EPA*pro® 1000 is a modern and compact tester for the testing of personnel grounding and fulfills the latest requirements of DIN EN ISO 61340-5-1, ANSI ESD S20.20 and GDPR (General Data Protection Regulation). Programmable switch outputs allow for the use as access control system.

The integrated Multi-RFID reader enables the personal identification with present RFID cards or chips. *EPA*pro® allows to record the measurements conforming to standards and in compliance with GDPR.

It is possible to connect several *EPA*pro® Personnel Testers 1000 with the optionally available *EPA*pro® Control Server via the company network and to manage the *EPA*pro® devices from a central point. The data are stored centrally in the server database.

Properties:

- 7" HD color touch screen display
- Graphic user interface with intuitive operation
- Multicore processor-controlled
- Personal identification with integrated Multi-RFID reader (all common standards, existing ID cards can be used further on)
- configurable measuring functions
- Hands-Free mode
- Quick **measurement in less than** 2 seconds
- Password-protected access for administrators and managers
- Privacy mode adjustable (recording and display without names, GDPR-compliant)
- Reduced personal measuring voltage adjustable for individual persons
- Time synchronization via network
- password-protected access for administrators and managers
- Privacy mode adjustable (recording and display without names, GDPR-compliant)
- Reduced personal measuring voltage adjustable for individual persons
- can be networked via WLAN (optionally via USB WLAN adapter
- „Stand Alone" operation or connectable via the *EPA*pro® Control Server
- Standard testing according to IEC / DIN EN 61340-5-1 and ANSI ESD S20.20
- Recording and display of the measurements in the device (5000 measurements)
- Measurement and logging of temperature and humidity per measurement
- adjustable languages German and English
- 2 configurable switching outputs e.g. for access control systems
- Menu-guided calibration function with logging
  - no sending of the device for calibration necessary
- **Made in Germany**

In connection with the optionally available *EPA*pro® Control Server (see also *EPA*pro® Control Server)

- *EPA*pro® 1000 devices remotely configurable with *EPA*pro® Control Server from a central point
- Networking, also across locations via VPN
- Networking of *EPA*pro® devices and management of the data in a central database
- comprehensive export and import functions
- Printing of reports
- Filtering of displayed data
- REST-API interface for the data connection to third-party systems
- UTC time synchronization
- In case of network failure or maintenance work on the server the measuring data are buffered in the *EPA*pro® devices and synchronized with reavailability of the *EPA*pro® Control Server

Scope of delivery:

- *EPA*pro® Personnel Tester 1000 (table-top or wall-mounted device)
- Power supply unit
- integrated Multi-RFID reader
- Footwear electrode
- Operating manual German
- Factory's calibration certificate

For accessories see dpv*link* 21905:

- Striking **divider** for a reliable measurement
- **ID cards** blank white, printable
- *EPA*pro® **calibration unit** for a recommended calibration every two years



WLAN adapter for *EPA*pro®

The *EPA*pro® can be connected to a network via LAN or optionally via WLAN. WLAN adapter, USB, transmission up to 150 Mbit/s for *EPA*pro® devices.

Upgrade the *EPA*pro® Personnel Tester with a pedestal oder use it in connection with an access control system (e.g. a turnstile) and apply the Hands-free mode.

Possible applications:

Weitere Artikel finden Sie unter www.compumet.ch

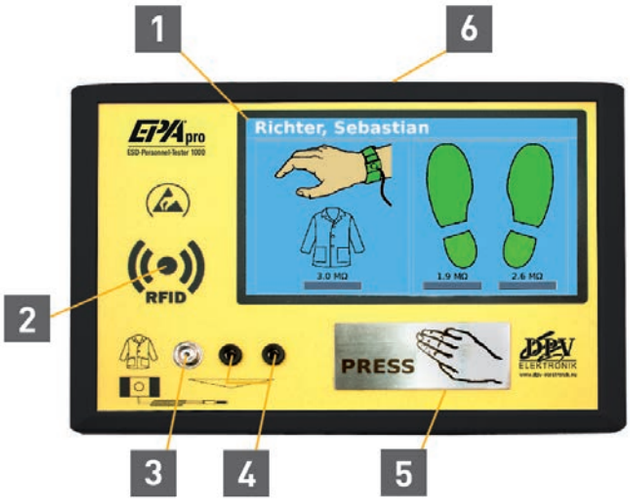

1. 7" HD color touch screen display
2. integrated Multi-RFID reader
3. Connection snap 10 mm
4. 2 x banana sockets
   other connectors possible with adapter
5. Contact plate
6. further connectors at rear of the device:
   power supply, 2 x USB, Ethernet, switching output 2 x PhotoMOS Relais (24V / 2A) configurable e.g. for door opener, temperature and humidity sensor, calibration connection, connection for footwear electrode L+ R



Technical data

Voltage	100 - 230 V / AC
Power	approx. 6 W (9V / DC)
Operation conditions	+10 to + 40°C / up to 75% relative humidity
Storage conditions	+10 to + 60°C / up to 75% relative humidity
Display test result	7" HD color touch screen display
Tolerance T/H sensor	±2°C / ±5% r.h.
Testing time	< 2 seconds
Test voltage	selectable: 30V, 50V, 100V
Dimensions	265 x 180 x 100 mm
Weight	1 kg
Footwear electrode dimensions	500 x 350 x 8 mm
Footwear electrode weight	2.6 kg
Version	wall-mounted or table-top unit (for turnstiles, etc.)

Measurements:

- quick measurements < 2 seconds of wriststraps, work coats and shoes
- simoultaneous measurement of wriststraps and shoes
- Hands-Free measurement (measurement by stepping on the footwear electrode)
- test voltage, measuring mode and thresholds configurables
- several special functions e.g. "1 test per day"

Test voltage 100V / 50V / 30V DC - tolerance ±5%

Measurement	Measuring range Upper thresholds	Measuring range Lower thresholds
Wriststrap / coats	1 MΩ - 200 MOhm	none / 100 KΩ / 750 KOhm
Footwear worn against metal plate (value per shoe)	1 MΩ - 200 MOhm	none / 100 KΩ / 750 KOhm
Footwear measurement as "series connection" (Hands-free)	1 MΩ - 200 MOhm	none / 100 KΩ / 750 KOhm

Evaluation example:

Datum	Name/ID	Series	Schuh links	Schuh recht	HGB/Kittel	Temp.	Feucht.	Ergebn
2017-06-26 / 14:03:	11 - Mertens, Kurt		4.2 MΩ	7.0 MΩ	2.6 MΩ	27.6 °C	43.5 %	PASS
2017-06-26 / 14:03:	12 - Kramer, Hubert		4.1 MΩ	6.8 MΩ	2.6 MΩ	27.6 °C	43.5 %	PASS
2017-06-26 / 14:03:	23 - Richter, Sebastian		4.2 MΩ	6.6 MΩ	2.6 MΩ	27.5 °C	43.4 %	PASS
2017-06-26 / 14:03:	11 - Mertens, Kurt		10.5 MΩ	21.7 MΩ	3.8 MΩ	27.5 °C	43.4 %	PASS
2017-06-26 / 14:03:	23 - Richter, Sebastian		3.2 MΩ		2.5 MΩ	27.4 °C	44.0 %	FAIL
2017-06-26 / 14:02:	12 - Kramer, Hubert		4.4 MΩ	5.7 MΩ	2.5 MΩ	27.4 °C	44.0 %	PASS
2017-06-26 / 14:02:	23 - Richter, Sebastian		4.3 MΩ	5.0 MΩ	2.7 MΩ	27.4 °C	44.0 %	PASS
2017-06-26 / 14:02:	11 - Mertens, Kurt			94.4 MΩ	2.8 MΩ	27.4 °C	44.1 %	PASS

*EPA*pro® Personnel Tester 1000

dpv*link* 21010

Article	Type
EPApro.1000	***EPA*pro® Personnel Tester 1000 table-top device** For installation on tables or pedestals • color touch screen display • integrated Multi-RFID reader • footwear electrode
EPApro.1000.2W	***EPA*pro® Personnel Tester 1000 wall-mounted device** For mounting on walls • color touch screen display • integrated Multi-RFID reader • footwear electrode

*EPA*pro® Personnel Tester 1000 accessories

dpv*link* 21905

	Article	Type
	EPApro.1001.ID.HF	**ID card High Frequency** PU = 5 pieces, printable
	EPApro.1001.ID.LF	**ID card Low Frequency** PU = 5 pieces, printable
	EPApro.1001.TS	**Divider for footwear electrode** for screwing
	EPApro.1001.CU	***EPA*pro® calibration unit 1000** including calibration certificate
	EPApro.1001.WL1	***EPA*pro® WLAN Adapter** connection via USB 150 Mbit/s
	EPApro.1001.ZPM	**Test mat for *EPA*pro®** Footwear electrode separately available
	EPApro.1001.ZSF.SET	**Pedestal set for *EPA*pro®** consisting of: pedastal holder for *EPA*pro® floor mat *EPA*pro® ESD Personnel Tester separately available

further accessory on request

*EPA*pro® Control Server

The *EPA*pro® Control Server software enables to manage the measuring data, devices and employees with the *EPA*pro® ESD Personnel testers 1000 connected via the company network.

The data are stored and saved in compliance with GDPR. A privacy mode allows the recording and display of the measurements without names. Import/export and report functions are integrated.

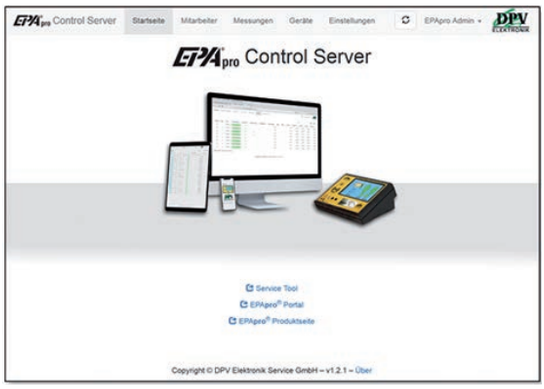

On the *EPA*pro® Control Server all data are stored centrally in a SQL database and the *EPA*pro® devices are synchronized with the parameters on the server. The *EPA*pro® Control Server enables to configure the *EPA*pro® devices from a central point. The access via an internet browser is possible from any computer in the company network.

The rights of the user for the access to an *EPA*pro® 1000 device can be limited in the user profile. In case the *EPA*pro® devices are connected to access control systems, it is possible to control the access to individual manufacturing areas.

For a simpler administration users can be assigned to one or several groups. Groups can be structured hierarchically making it possible to display user and department structures. *EPA*pro® Control Server users obtain access rights to these groups. A department head can e.g. manage and see the employees of his department, a team leader only the employees and measurement reports of his team. So, data can only be managed and seen by authorized persons in compliance with the GDPR.

The *EPA*pro® Control Server software is installed as VM (Virtual Machine) and no further client software needs to be installed.

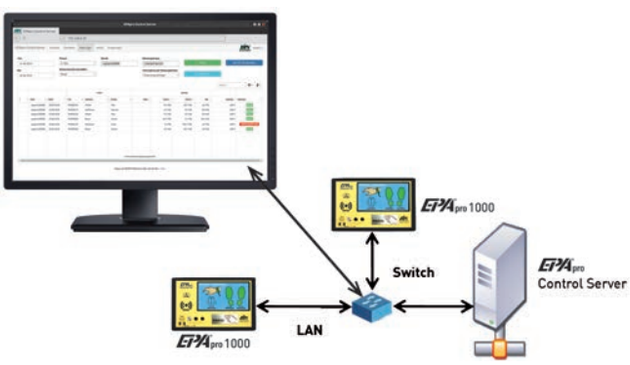

Advantages:

- Central data storage on a safe server
- No installation of client software required
- enables central data saving/encoded backups
- Networking with other locations in the company network via Ethernet/VPN
- All *EPA*pro® devices can be managed and configurated from a central point
- Central employee database (SQL)
- Central measuring value database (SQL)
- Central mangement of access authorizations of the employees for individual *EPA*pro® devices 1000
- Communication via encoded data transmission

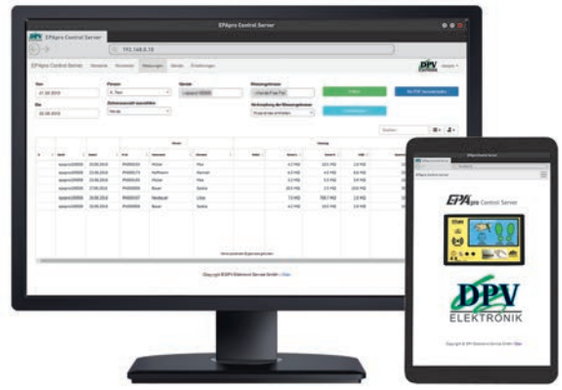

- installation via a Virtual Machine (VM) on a company server
- in case of a network failure or maintenance the measuring data are buffered on the *EPA*pro® 1000 devices and synchronized with the reavailability of the *EPA*pro® Control Server
- easy maintenance of the software via the *EPA*pro® portal
- definition of a person-related measurement interval
- user management with group function e.g. teams and departments, EPA, laboratory etc.
- guest feature: simple creation of visitors for documentation of the measured data
- rights for the user management can be set via groups
- simple maintenance of the software
- password protection for users
- management of the rights with roles such as manager, administrators, department head

- report functions/audit report as PDF file
- automatic report function via e-mail e.g. for measured data
- ensures conformity GDPR
- possibility to delete the measurement report automatically after a selectable retention period
- comprehensive import/export functions e.g. with Excel
- key-protected data interface (REST) for automatic connection of external software
- software multilingual (DE/EN/FR)

Licensing:

An *EPA*pro® Control Server license is once required. For the connection of the *EPA*pro® 1000 devices an *EPA*pro® device license key is needed for each *EPA*pro® 1000.

dpv*link* 21904

Article	Type
EPApro.1000.LI-1	***EPA*pro® Control Server license** 1 license to manage the *EPA*pro® Control Server
EPApro.1000.LI-2	***EPA*pro® Personnel Tester device license** 1 license for device management

Personnel test station PGT120

PGT 120 Personnel grounding tester

The personnel grounding tester PGT 120 is a wrist strap and footwear tester used for the access control of ESD protected areas.



- The test result is indicated with visual and acoustic signals. An additional floating relay contact provides the possibility to activate e.g. a door opener or a turnstile for access control.
- Power is supplied via an integrated battery or a power supply unit.
- The separate measuring circuits allow the simultanous testing of wrist strap, left and right shoe.
- Separate measurement of the contact resistance of the left and right shoe
- In combination with a access control system (e.g. turnstiles), the footwear measurement can be performed in the so-called "hands-free mode" without pressing a button
- Test voltage 30 V, 50 V or 100 volt (default setting)
- The lower limit values can be deactivated.
- Can be used as desktop and wall-mounted device (wall mounting requires an additional wall mounting plate)
- Limit values adjustable via DIP switches

dpv*link* 10131

Article	Type
7100.PGT120	**Personnel grounding tester PGT 120**

Calibration unit for PGT 120

Calibration unit contains resistances with limit values for the on-site verification of the PGT 120 personnel grounding tester

dpv*link* 10133

Article	Type
7100.PGT120.CU	**Calibration unit for PGT 120** with 8 Dip switches
7100.PGT120.CU.12	**Calibration unit for PGT 120** with 12 dip switches

PGT®120.COM with RS232 interface

The personnel test station PGT®120.COM tests personnel bleeder resistances for the access control to your ESD-protected area.
PGT®120.COM has an additional RS232 interface for the connection to a PC or a terminal. The data is transmitted in ASCII format. A PC with terminal programm is sufficient to display the measured data.

- **no battery operation**, alimentation via power supply unit
- door opening time adjustable (1 second or 3 seconds)
- processing of the measured data and test results in ASCII format for example to a time recording terminal

Data

- Measured value series measurement in kOhm
- Measured value HGB in kOhm
- Measured value left shoe in kOhm
- Measured value left shoe in kOhm
- Test ok
- Test incorrect with error number

Scope of delivery

- PGT®120.COM
- footwear electrodes
- factory calibration certificate
- user manuel
- power supply unit 230 V AC



dpv*link* 20201

Article	Type
7100.PGT120.COM	**PGT®120.COM with RS232 interface**

Accessories for PGT 120



dpv*link* 22383

Article	Type
7100.PGT120.SM	**Mat** with yellow edge dimensions.: 830 x 680 x 13mm
7100.PGT120.WK	**Wall bracket for PGT 100 / PGT 120**
7100.PGT120.TS	**Divider for footwear electrode** (footwear electrode not included in the scope of delivery)

Pedestral stand for PGT 120 with holder

- Steel tube
- Tube height 960 mm
- Base diameter 350 mm
- Weight 10 kg
- Color of the tube yellow
- Black cast iron base plate
- Holder for PGT 120 device attachable
- Wall bracket (standard)
  7100.PGT120.WK adjustable on holder

dpv*link* 19689

Article	Type
1801.G.P.TERM	**Pedestal stand**
7100.PGT120.SM.TERM	**Floor mat with yellow bevelled edge** delivery without footwear electrode
7100.PGT120.WK.H	**Holder for PGT 120, attachable**
7100.PGT120.TERM.SET	**Accessory kit for PGT 120** consisting of: pedestral stand, wall bracket, bracket for PGT 120 attachable, floor mat with yellow edge

PGT 120.COM Data Terminal DT2

The "Data Terminal DT2" records the measurement data of the personnel grounding tester PGT120.COM.

Properties:

- storage of the measuring results in the Data Terminal for max. 30 days
- Note: user identification with ID card via card reader

Optional possibilities via PC when connected to a network:

- list view of the measured data with color highlighting in case of mismeasurements
- printing of the measured data as list
- simple configuration of the terminal via web surface
- language setting German/English

Scope of delivery:

- Data Terminal with supply unit
- user manual (German/English)

dpv*link* 15563

Article	Type
7100.PGT120.COM.DT	**Data Terminal Controller**

PGT 120-COM Data Terminal DT3

The "Data Terminal DT3" records the measurement data of the personnel grounding tester PGT120.COM.
In addition, this version is equipped with a RFID reader, a display and a switch contact.

Characteristics:

- can be integrated into existing infrastructure
- multiple PGT®120.COM stations can be networked
- existing identity cards or time attendance cards can be reused
- customer systems can be connected via open database interface
- measurement data is ready to process after a few seconds
- various databases can be used
- combination with existing access systems is possible
- secure and encoded network communication

Interfaces:

- 4 x USB
- 1 x D-SUB9 for PGT120.COM
- 1 x RJ45 - LAN
- 1 x RJ12 - Relay
- 1 x Micro USB - RFID Reader
- 1 x Micro USB - POWER 5VDC

Scope of delivery:

- 1 x DATA Terminal DT3
- 1 x supply unit 100-240 VAC/5 VDC with exchange adapter (EU/USA)
- 1 x USB to Micro-USB cable
  (for activating the internal RFID card readers)
- 1 x user guide (German/English)

dpv*link* 22373

Article	Type
7100.PGT120.COM.DT3	**Data Terminal Controller DT3**

Touch Screen Monitor TC18 with integrated DATA Terminal

Caracteristics:

- Touch screen 10 Zoll capacitive
- with integrated mini PC (DATA Terminal)
- LAN connector RJ45
- 4 x USB2.0
- 1 x COM RS232
  (data port for PGT120.COM)
- AC 100-240 V 50-60Hz / DC 12V/5A
- casing: aluminum, silver
- dimensions: 288 x 231 x 58 mm
- fastening:
  front panel installation as well as attachment for VESA 75x75mm / 100x100mm

Scope of delivery:

- 1 x Touch PC
- 1 x EU low-heat device connection
- 1 x supply unit
- 4 x mounting bracket
- 1 x short guide

dpv*link* 22379

Article	Type
7100.PGT120.COM.TC18	**Touch Screen Monitor TC18 incl. DATA Terminal**

DPV ELEKTRONIK
Weitere Artikel finden Sie unter www.compumet.ch

Accessories for PGT 120-COM Data Terminal DT2/DT3

dpv*link* 21688	Article Type
	7100.PGT120.TEST.10 **Temperature and humidity sensor**
	7100.PGT120.WK.H.DT **Holder extension for Data Terminal 3** (delivery without device)
	7100.PGT120.TEST.12 **Relay module USB mini** for example for activating a turnstile
	7100.PGT120.TEST.13 **Signal light with acoustic signal** (red/yellow/green)
	7100.PGT120.TEST.16 **4-Port USB Hub**
	7100.PGT120.COMDT3.W **Wall bracket for Data Terminal Controller DT3**

Card reader and ID card

dpv*link* 21700	Article Type
	7100.PGT.XK.V3 **External card reader (USB)**
	7100.PGT.XK.ID.V3 **Transponder ID card** PU = 10 pieces

Label printer for PGT 120-COM Data Terminal

For the connection to the PGT 120-COM Data Terminal

- for printing self-adhesive labels, e.g. with test result, date and measuring method with IO measurement on Data Terminal
- when using the user identification with card reader the name is also printed

Scope of delivery:

- label printer with supply unit
- 2 reels with 310 labels each (36 x 67 mm)
- user manual (German/English)

dpv*link* 21703

Article	Type
7100.PGT120.COM.D.2	**Printer for Data Terminal**
7100.PGT120.COM.D.3	**Labels 36 x 67 mm** (2 reels with 310 labels each)

PGT 120.COM SOFT

Central data maintenance for Data Terminal.

- Can be integrated into existing infrastructure
- up to PGT120.COM stations can be networked
- Customer systems can be connected via open database interface
- Measurement data is ready to process after a few seconds
- Different databases can be used
- Secure and coded network communication

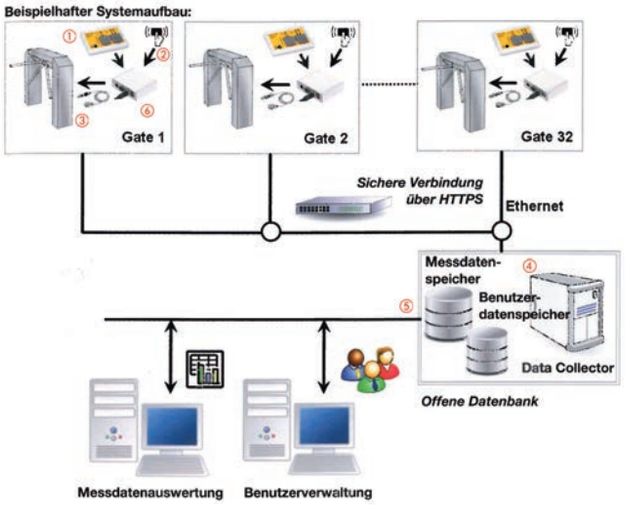

1. Combined with PGT120.COM the data terminal records the measured values of the ESD testing
2. User identification is made with any USB HID input device (RFID/barcode/magnetic card/keyboard)
3. Optional USB relay triggers a turnstile
4. Central server synchronizes measurement data and user IDs of all stations
5. Customer systems communicate via open data base interface
6. Data Terminal Controller

dpv*link* 19678

Article	Type
7100.PGT120.COM.SOFT	**Software for "Data Collection", CD-ROM**

PGTest Station for PGT® 120.COM

Dimensions: 1700 x 590 x 730 mm (H x W x D), frame of powder-coated steel

Printer and PGT® 120 **not** included in scope of delivery

Magnetic document pocket of IDP-STAT-PVC in A3

Touchscreen monitor, temperature and humidity sensor

dpv*link* 17663

Article	Type
7100.PGT120.TEST.V01	**PGTest Station for PGT® 120 / PGT® 120.COM** with A3 magnetic document holder made of IDP-STAT-PVC
7100.PGT120.TEST.V18	**PGTest station for PGT® 120.COM** with touchscreen monitor, temperature and humidity sensor

Permanent monitoring

Workstation monitor Iron Man Plus

Overvoltages by electrostatic overload (EOS electrostatic overstress) or electrostatic discharge represent a great risk in the ESD protected environment. The monitors **Iron Man Plus** respond to the overvoltage that can be generated on printed circuit boards or ESD sensitive components when working with screwdrivers, tweezers, soldering irons and other metal tools or by ungrounded employees.

Application

The **Iron Man Plus** monitor can be used at work for the manual installation and tests. It monitors continously the tension between ground and printed circuit board (PCB) while it is in contact with a base plate, a table or floor mat, a grounded part of the PCB or products.

If a soldering iron, a pair of tweezers or another tool touches the working surface and causes an overvoltage on the board, Iron Man will detect this and give alert in case the voltage on the input exceeds the default internal value.

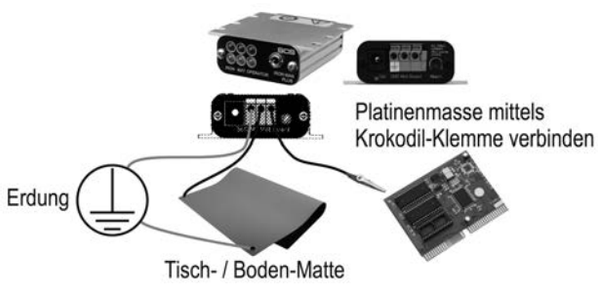

The instrument indicates malfunctions with visual and acoustic signals. The alarm threshold for overvoltage monitoring is configurable. An internal switch can be used to choose between two ranges. High sensitivity V ≥ 5V, low sensitivity V ≥ ±15V. Furthermore the acoustic alarm signal can enabled or disabled.

Properties:

- Overvoltage control in electronics assemblies
- Fault alarm in case of overvoltage
- Wrist strap monitoring of the user
- Monitoring of the voltage at the personnel grounding
- Grounding control of the working surface
- Optical and acoustic alarm
- Power supply via AC adapter

dpv*link* 14092

Article	Type
3M-CTC331	**Iron Man Plus CTC331** Monitors wrist straps and table / floor mats
2250.762.9	**Connecting cable Iron Man Plus / Table mat DK 10mm**
2250.763.9	**Connecting cable Iron Man Plus / Grounding**

Workstation monitor Ground Man Plus

The **Ground Man Plus** monitors can be used to control the grounding impedance of workstations, tools and machines. The grounding impedance of up to 3 connectors against hard grounding can be monitored.
The **Ground Man Plus** monitor can also check the wrist strap grounding of a person with a twin connector wrist strap/grounding cable.

Control of the ground impedance
The ground impedance is continuously controlled on three separate channels connected with three instruments. The alarm threshold can be set between 1-20 ohm. It is the same for all 3 channels. The measurement is indicated by green (= OK) and red (= error) LEDs and an acoustic alarm signal. The acoustic signal can be turned off.

Output signal
It provides a logical 5V output for further processing. When all outputs are in the limit and power supply is existing, the output signal is logically 0 otherwise logically 1.

Monitoring of personnel grounding
The **Ground Man Plus** monitor provides an additional control of personnel grounding by a twin conductor wrist strap/grounding cable plug. The monitor measures the voltage of the person and the resistance of the wrist strap.

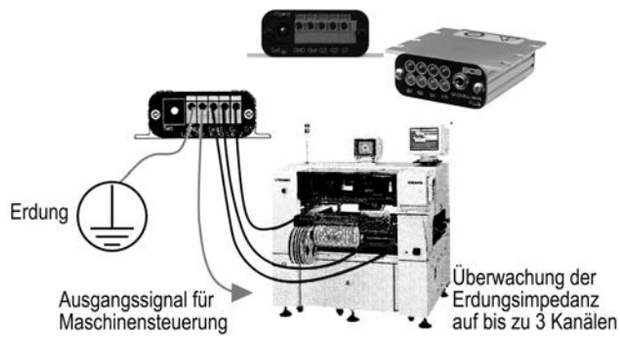

Scope of delivery

- Ground Man Plus monitor
- User manual
- Power supply unit

dpv*link* 15206

Article	Type
3M-CTC334	**Ground Man Plus CTC334**

DPV ELEKTRONIK
Weitere Artikel finden Sie unter www.compumet.ch

Workstation monitor WS Aware

WS Aware workstation monitor allows the permanent monitoring of two workstations. The measuring device equipped with a DSP (digital signal processor) monitors the flawless ground connection of users, tools and working surfaces. Furthermore, EMI events are registered and displayed. WS Aware monitors detect all grounding parameters of the working environment in accordance with the requirements of ANSI 6.1 and ANSI/ESDA S. 20. 20.

The **WS Aware** allows permanent monitoring and the logging of all detected events via a power data outlet either by a Facility Monitoring System (FMS) or a digital MODBUS interface, for the network via Ethernet network. WS Aware is designed to monitor the impedance of two low-ohmic grounding connections (e.g. for tools, soldering irons, machines) and two high-ohmic ones (e.g. table-mats) grounding connections.

In addition, EMI voltages occurring on the low-ohmic grounding connections are monitored and displayed by a yellow LED when exceeding the set thresholds.

The alarm threshold are adjustable. If there is an exceeding of the set thresholds, LEDs display this optionally (OK green, alarm red, EMI voltage yellow). Additionally, this can be shown by acoustic alarm; this function can be switched off. Not used inlets are deactivated via a DIP switch and displayed by dark LEDs.

Two double-conductor wrist straps (operator and visitor) are monitored with by remote terminals that are connected to **WS Aware** via cable and can be mounted e.g. on the table's base. Bleeder resistance and body voltage are permanently monitored. With terminals having a Big Brother function a photo sensor recognizes a person who is at the workstation and releases alarm, when there is no grounding through the remote terminal. Thus, working at the workstation without grounding is prevented.

Properties:

- "Big Brother" monitoring function detects users who are not correctly grounded
- Extremely low voltage (25mV CA) for permanent monitoring of voltage and resistance of the twin conductor wrist straps
- Monitoring of grounding parameters according to ANSI 6.1 and ANSI/ESD S20.20
- EMI monitoring of ground connections
- RJ45 port for data transfer to the computer

Wrist monitor

Ground connection:	1 MOhm per wrist strap connector
Wrist connections:	2 x Remote Terminals (1 Operator, 1 visitor)
Test voltage to the body	0.025 V (25 mV)
Body bleeder resistance alarm level:	10 MOhm default*.
Body voltage alarm level:	+/-2.5 V default*.

Ground monitor

Hard ground terminal (tools, machine):	2 connections
Dissipative surfaces:	2 connections
Alarm for hard grounding*:	10 Ohm default
Alarm for dissipative grounding*:	1 GOhm default

Imposed voltage

Hard connection:	< 0.075 V open circuit
Dissipative surfaces:	< 0.4 V open circuit
Power consumption:	< 150 mA
Dimensions:	81 mm x 57 mm x 33 mm
Weight (approx.):	120 g

* These parameters are either locally settable in the control panel or through a plant monitoring system. Default values are used if there is no other specification.

dpv*link* 14088

Article	Type
770061	**WS Aware Monitor Standard Remotes** incl. 2 x Remote Terminal CTA242
770068	**WS Aware Monitor Big Brother** incl. 2 x Remote Terminal Big Brother CTA243

Workstation monitor tester CTE701A

The monitor tester CTE701A is used to verify the proper functioning of monitors used for the checking of twin conductor wrist straps, desktops and grounding connection. The tester shows certain resistance loads and signals to the monitor so that specific parameters are simulated by grounding connections and wrist straps. The display of the tested devices can so be compared to the values of the specifications.

Properties:

- EMI button and LED display for wrist strap monitor test
- Banana plugs for grounding tests and reference grounding
- Adjustable upper and lower limits for hard and soft grounding
- Variable threshold setting
- Adjustable measuring / signal voltage

dpv*link* 14085

Article	Type
3M-CTE701A	Workstation monitor tester CTE701A

Ground Master® Monitor

Know whether your equipment is properly grounded at all times

Proper grounding is crucial for safe and uninterrupted operation of equipment. In critical environments broken ground connection may result in personnel exposure to dangerous voltage, equipment lockup or malfunction and damage to sensitive components.

Ground Master offers continuous monitoring of proper ground connection of up to 8 tools (and up to 16 tools in tandem with another **Ground Master**). Status indication, **Ground Master** shows which ground connection is being monitored,which one is OK and which one has failed. Enabling switches for each ground connection allow for accurate and safe indication. With safety in mind, every ground connection has individual easily-replaceable fuse to prevent dangerous voltages from miswiring propagating to other equipment.

In addition to ground connection, **Ground Master** offers monitoring of EMI on each ground, assisting in diagnostics of lockups and malfunction.

Ground Master provides intelligent information to a facility monitoring system with detailed status on each ground connection. **Ground Master RT** provides relay closure and logic signal to the tool so that it can be shut down in case of ground failure.

Applications

- Pick-and-place machines, machines
- Devices for handling printed circuit boards
- Screen printer
- Conveyor belts
- Tester
- Photolithography equipment
- Wafer handlers
- GMR head testers
- Any sensitive equipment locations
- Industrial robotics
- Tool clusters
- Medical environment
- Military
- Wherever ESD and EMI are an issue

Features

- Permanent ground monitoring
- ANSI-ESDA S.20.20 compliant
- Adjustable alarm threshold
- EMI monitoring on each ground connection
- Safety protection for each ground connection
- Enable switches for each ground connection
- Industrial network interface
- Connection to a Facility Monitoring System
- With RT model relay and logic level output

Key advantages

- **ANSI/ESDA S.20.20 compliant**
  Ground Master measures ground impedance in accordance with requirements of ANSI/ESDA S.20.20 standard
- **Adjustable alarm threshold**
  The alarm threshold can be easily adjusted at any time in a range of 1 to 20 Ohms
- **Safety**
  Each ground connection is protected by individual fuses to protect equipment in case of miswiring of neutral, power and ground
- **EMI**
  Ground Master monitors EMI on each ground and indicates EMI status
- **Output to Data Aquisition or Facility Monitoring System**
  Ground Master monitors provide intelligent output to a data acquisition or facility monitoring system. Power can be supplied via the same cable from FMS as well
- **Output to the Tool**
  Ground Master RT provides relay closure and logic signal to the tool to shut it down when any of the grounds fail

Technical data

Ground impedance	
Alarm threshold	1 ... 20 Ohm (adjustable by the user)
EMI on ground	0dBm broadband
Display	
Visual	LEDs for each channel
Audio	Buzzer
Other	
Enable switches	each channel
Connections	
Relay output with RT models	N/C relay contacts, logic level output via plug connector
Ground Master ist available with two different interfaces:	
1. Current interface for FMS, DAQ	4 … 20 mA RJ45 connector
2. MODBUS interface (for SMP)	MODBUS compliant, RJ45 connector
General	
Power supply (local or network)	
Voltage	24V DC
Power consumption	< 250mA
Dimensions (without mounting bracket)	114 x 92 x 28 mm

Application example: monitoring of assembly tool

Many assembly tools consist of several parts which are not always grounded. Their ground connection may also be broken during maintenance, modifications and even in normal use. Ground Master® can monitor ground connection of every single part of the entire tool to assure its compliance with the standards and uninterrupted operation of the tool. Ground Master® RT can provide relay closure or logic level signal to the tool to stop in case of ground failure.

Ordering information

Ground Master comes with:

- four spare fuses
- grounding hardware
- universal power adapter
- user manual

Please contact us for further options and accessories.

dpv*link* **16954**

Article	Type
770079	**Ground Master® Monitor** with power supply unit and Ethernet connection

DPV ELEKTRONIK
Weitere Artikel finden Sie unter www.compumet.ch

Safety Pips

Handy tester for permanent monitoring of wrist strap systems. Disruptions of the grounding are reported by a visual and acoustic signal. Suitable for standard spiral cables with snap 10 mm or BA 4 mm

Technical data:

Operating voltage:	9 V power unit according to IEC/DIN 6F22
Battery life:	> 1 year (8 hours daily no fault message)
Connectors:	10 mm snap for spiral cable
Measurand:	Measurement capacitive of the impedance
Measuring range:	1 MOhm ... (100 pF + 2 MOhm) within limits
	HI-Fail > 5 MOhm; LO-Fail < 400 kOhm
Test voltage:	DC < 0.01 volt; AC < 4.00 volt
Test current 1.0 MOhm load:	DC < 0.01 µA
	AC < 1.00 µA
Housing material:	ABS black, dissipative (excepting label)
Environmental conditions:	Temperature range: 10°C - 40°C
	Relative humidity: 20% - 80%
Dimensions:	125 x 60 x 26 mm
Weight:	approx. 140 g (incl. battery)

dpv*link* 4649

Article	Type
7100.181	**Safety pips / snap 10 mm** (acoustic and visual warning signal), battery 9V
7100.181.K	**Safety pips / Snap 10 mm** with signal contact (without acoustic warning signal) power supply unit 230 VAC
7100.181.C	**Calibration unit for Safety Pips**
7100.181.103	**Power supply unit 230 V AC** for the retrofitting of Safety Pips 7100.181 from battery to mains operation
7100.181.H	**Bracket for Safety Pips**
7100.181.K.M	**Additional module for Safety Pips**

Single station ES 19-655 permanent monitoring system

DESCO EUROPE

Permanent monitoring for wriststraps and table covering

- real-time monitoring due to Wave Distortion Technology, unavoidable
- acoustic and optical alarm in case of faults
- calibration in compliance with European standards
- connection type:
  - grounding cable 3 mm snap or 10 mm snap (parking position)
  - BA plug 4 mm or 10 mm snap (operator)
  - table covering / grounding cable 10 mm snap / screw eye
- grounding is made via power supply unit

dpv*link* 22825

Article	Type
7110.652	Single station ES 19.652
7110.652-98221	Control unit type 98221
7110.653	Remote Alarm (for single station ES-652)

Dual station DS 740 permanent monitoring system

DESCO EUROPE

Permanent monitoring for wrist straps with 1-pin grounding cables

- Monitoring in real time by wave distortion technology, cannot be circumvented
- Visual and acoustic alarm in case of errors
- Calibration according to European standards
- 3 mm parking snap
- Grounding via the power supply unit

dpv*link* 15216

Article	Type
7110.740	**Dual station DS 740** Connection: banana plug BA 4 mm
7110.741	**Dual station DS 741** Connection: 10 mm snap

High resistance meters

METRISO® 3000 measurement kit

METRISO® 3000 measurement kit,
consisting of the digital high resistance meter Metriso® 3000, a pluggable temperature and humidity sensor, USB interface, PC software for Windows®, 2 measuring electrode, 1 hand electrode, measuring cables, user manual (German/English/French), factory calibration certificate and a conductive carrying case with dissipative pink foam according to DIN EN 61340-4-1.

1. USB port
2. interface for temperature/humidity sensor and barcode scanner
3. 2 sockets for testing the reference resistance 10 MΩ

- suitable for measuring of point-to-point resistances and bleeder resistances
- Integrated data memory allows the logging of 50,000 measured values that can be read out via an USB interface to the PC
- Logging software "ETC" facilitates the creation and recording of complete test protocols
- with pluggable sensor for measuring temperature and humidity
- The application of the bar code scanner allows an automatic identification of the measuring points before the measurement

Technical data:

Measuring voltage/	ohm range:	1mA ≤ I ≤ 1.3 mA
measuring current:	high ohmic range:	direct current10, 100 und 500 V
Measuring range:	low ohmic range:	0 up to 10kOhm
	high ohmic range:	1 kOhm bis 1.2 TOhm
Operation mode:	battery mode	
Electrode:	2 x model 850 with conductive rubber 1 x hand electrode model 45	

dpv*link* 16556

Article	Type
7100.3000.MK	METRISO® 3000 - measurement kit German, complete
7100.3000.G	METRISO® 3000 measurement device
7100.3000.SC.D2	Barcode scanner for 2D and 1D codes

ESD Audit case Metriso 3000

Versatile ESD Audit Set for measuring and controle of dissipation values in ESD protective areas (EPAs).

All devices are delivered including factory calibration certificate and user manual.

ESD Audit case consistinf of following individual parts:

7110.600	ESD-Auditkoffer
7100.3000.G*	METRISO 3000 measuring device
7220.45	manual electrode model 45
7220.840*	Two-point electrode model 840 (Mini-Probe)
7220.880*	ring electrode model 880
7100.SRM110*	Surface Resistance Meter SRM 110
7100.EFM51.CPS*	electro field meter EFM51.CPS
2200.110	grounding plug
7110.E8	8-times grounding distributor with schuko plug
7100.2000.TR50	cable drum 50m
7100.PGT100.102	metal plate 400 x 300 x 2 mm
2287.10.10	banana plug adapter 10 mm
7220.880.6	plastic plate 120 x 120 x 6 mm
7220.880.9	metal counter electrode Ø 120 mm
7220.880.L	Guard wire, blue, 1.5m
7100.3000.TF	Thermal hygrometer TF-530
(2x)7220.850	measuring electrode ETS model 850

* Devices with calibration certificates

- Extremely durable case for use in ESD protected areas (EPAs)
- Electrically conductive surface made of hard, textured aluminum
- Electrically conductive hard material inserts in the base and lid
- Foldable partition with insert for documents and loops for pens
- Removable telescopic handle with wheel system
- EPA symbol

Technical data:

External dimensions:	575 x 490 x 250 mm
Weight:	18 kg (7 kg without content)

dpv*link* 17719

Article	Type
7110.600.Set.WT	**ESD Audit case M-3000 with Walking Test kit** with MK51 high-voltage measuring head and measuring cable for hand electrode / MK51 for walking test kit

DPV ELEKTRONIK
Weitere Artikel finden Sie unter www.compumet.ch

Metriso® B530 Basic test kit

METRISO® B530 -Basic meter is suitable for the measurement of point-to-point and bleeder resistances. Measure system resistances, footwear or floor systems.

Technical data:

Measuring voltage:	Ohmic range: 1 mA ≤ I ≤ 1,3 mA
	High ohmic range: direct voltage 10 V, 100 V, 500V
Measuring range:	Low ohmic range: 0 to 10 kOhm
	High ohmic range: 1 kOhm to 1.2 TOhm
Operation mode:	battery operation

METRISO® B530 -Basic meter
consisting of:

- digital high resistance meter Metriso B530 and measuring cables
- factory calibration certificate
- calibration recommended every 2 years

consisting of:

- digital high resistance tester Metriso B530 Basic
- 2 measurement electrodes model 850 (art. no. 7220.850)
- 1 hand electrode model 45, measuring cable
- user manual (German, English, French)
- calibration certificate
- conductive case
- recommended calibration interval 2 years

METRISO® B530 Basic test kit with electrodes type 850

consisting of:

- digital high resistance tester Metriso B530 Basic
- 2 measurement electrodes model 870 (art. no. 7220.870)
- 1 hand electrode model 45, measuring cable
- user manual (German, English, French)
- calibration certificate
- conductive case
- recommended calibration interval 2 years

METRISO® B530 Basic test kit with electrodes type 870

dpv*link* 19507

Article	Type
7100.B530.MK	Metriso B530 Basic test kit, complete with measuring electrodes type 870
7100.B530.MK.850	Metriso B530 Basic test kit, complete with measurement electrodes type 850
7100.B530.G	Metriso B530 Basic meter single

ESD Audit case B530-SET

Large ESD audit set for verifying the respect of thresholds of the ESD protective components of an EPA according to DIN EN 61340-5-1.

Application:

- Resistance test of workstations, personal equipments, ESD chairs and production installations
- Measurement of floor systems
- Effectiveness test of ionizers
- Measurement of electric fields

Scope of delivery:

7110.600	Audit case ESD
7100.B530.G*	Metriso B530 Basic with measuring lines
7220.45	Hand probe model 45
7220.840*	Two-point electrode model 840 (Mini probe)
7220.880*	Ring electrode model 880
7100.SRM110*	SRM110 surface resistance meter
7100.EFM51.CPS*	EFM51 electro field meter with Charge-Plate set
2200.110	Grounding plug
7110.E8	8-fold grounding distributor with schuko plug
7100.2000.TR50	Cable drum 50 m
7100.PGT100.102	Metal plate 400 x 300 x 2 mm
2287.10.10	BA adapter 10 mm
7220.880.6	Insulating plastic plate 120 x 160 x 6 mm
7220.880.9	Counterelectrode stainless steel diameter 120 mm
7220.880.L	Guard cable, blue 1.5 m
7100.TF530	Thermo-hygrometer TF-530
(2x)7220.870	Probe model 870
7220.870.V.SET	Extension for probe model 870

* Devices with calibration certificates

- Lockable aluminium case
- Removable roll frame
- Conductive foam
- Weight: 7 kg
- Dimensions: 575 x 490 x 250 mm
- ESD labelling

dpv*link* 19516

Article	Type
7110.B530.SET.KA	**Calibration Audit Kit (kit with Metriso B530)** with certificate
7110.B530.SET.WT	**ESD audit case B530 with Walking Test kit** with MK51 high-voltage measuring head and measuring cable for hand electrode / MK51 for walking test kit

METRISO® - special accessoiries

dpv*link* 19753

Article	Type
7100.2000.ML	Replacement measuring lead set (com/shield + positive lead)
7100.2000.TR50	Cable reel 50 m (for METRISO® 2000, 3000 and 530)

Surface resistance meters

SRM 110 Surface resistance meter

Handy, handheld meter to check electrostatically conductive / dissipative surfaces

Technical data:

Measuring range:	10^3 - 10^{12} Ohm
Measuring voltage:	10 V / 100 V
Display:	12-digit LED point display
Electrodes:	integrated bar electrode
Operating mode:	Battery operation

Scope of delivery: SRM 110 incl. storage bag, grounding wire, 9V battery and factory calibration certificate

dpv*link* 4662

Article	Type
7100.SRM110	**SRM 110 Surface resistance tester**
7100.SRM110.KA	**Calibration SRM 110** for later review, incl. certificate

SRM 200 Surface resistance meter

Handheld instrument to check conductive / dissipative surfaces. The test values are shown on a LCD display.

Technical data:

Measuring range:	10^3 - 10^{12} Ohm
Measuring voltage:	10 V / 100 V (automatic switchover at > 1 MOhm)
Operating mode:	rechargeable battery operation
Display:	LCD display
Electrodes:	Bar electrode with conductive rubber

- with data memory and USB interface to PC
- Connection of 2 external sensors possible

dpv*link* 14273

Article	Type
7100.SRM200	SRM 200 Surface resistance tester

SRM® 200 Verification Kit

Verification kit for the measurement of conductive/dissipative surfaces

Scope of delivery:

- 1 SRM 200 with accessories
- 2 flat electrodes model 820
- 1 mini probe model 410
- 1 hand electrode model 45
- 2 measuring lines
- calibration certificate
- conductive carrying case

dpv*link* 21681

Article	Type
7100.SRM200.VK	SRM® 200 Verification Kit

Weitere Artikel finden Sie unter www.compumet.ch

Measuring electrodes / accessories

Two-sided electrode sets

Ring electrode and circular electrode in one two-sided electrode for measuring surface and volume resistances, bleeder and point-to-point resistances.

- Conductive contact rubber (R < 50 Ohm) with silver particles
- Standard weight 2.5 kg
- fulfills the requirements of DIN EN 61340-4-1 and DIN EN 61340-2-3

Scope of delivery of the set:

- stainless steel plate
- insulating plate
- blue guard line
- conductive case
- calibration certificate

dpv*link* 17696

Article	Type
7220.890.SET	**Two-sided electrode model 890 set** complete set incl. carrying case
7220.890.WE	**Two-sided electrode model 890** Single electrode

SRM Mini Probe 410

The electrode **SRM Mini Probe 410** is suitable for **point-to-point resistance measurements on small packaging**. Check your specific requirements during the process chain.

- Verification measurements on small packaging
- attachable to SRM 110 or SRM 200
- measurable cavities (e.g. thermoformed trays)
- even pressure due to spring electrode pins
- conductive rubber Ø 4 mm
- total resistance of the electrode on metal plate

dpv*link* 20636

Article	Type
	SRM Mini Probe 410
7220.410	SRM Mini Probe 410 for SRM 110 / SRM 200

Press-down probe set model 830

Very light and universally usable probe for resistance to ground measurements, point-to-point measurements, surface resistance and volume resistance measurements

- Conductive rubber (R < 5 Ohm) with silver particles
- Circle and ring probe as magnetic interchangeable unit
- The standard weight of 2.5 kg is reached by pushing down the spring loaded mechanism
- in compliance with DIN EN 61340-4-1 and DIN EN 61340-2-3

Scope of delivery:

- probe model 830
- stainless steel plate
- insulating plate
- conductive carrying case
- factory calibration certificate DE/EN

dpv*link* 21652

Article	Type
7220.830.SET	Press-down probe model 830 SET

Glove garment electrode

The electrode is designed to measure the bleeder resistance of fingercots and worn gloves according to ANSI / ESD TR53-01-15

- insulating plastic frame with 4 mm banana jack
- contact electrode of stainless steel
- dimensions: 130 x 80 x 40 mm (H x W x D)
- weight: 460 g

dpv*link* 19944

Article	Type
7220.15	Glove garment electrode according to ANSI/ESD TR53-01-15

Clamping electrode

- for the measurement of point-to-point resistances on ESD clothes
- contact surface of stainless steel 50 x 25 mm
- with clamping effect for a good contacting
- connection: 1 banana jack
- corresponds to IEC 61340-4-9

dpv*link* 17700

Article	Type
7220.CL.49	Clamping electrode PU = 2 pieces

Clamping electrode model 832

NEU

The clamping electrode model 832 is designed to measure IC bars, belt straps and other even or uneven materials

- for the measurement of point-to-point, bleeder and volume resistances
- contact surfaces 6 x 8 / 6 x 3 mm
- good contacting due to conductive rubber contacts R < 5 Ω
- connectors: banana jacks

Scope of delivery:

- clamping electrode (2 pieces)
- measuring lines (2 pieces)

dpv*link* 25186

Article	Type
7220.832	Clamping electrode model 832

Mini probe set

For surface resistance measurements on small packages (SMD blister belts, conveyor belts, deep draw drays, etc.), measurement in deepening possible, even pressure by sprung electrode pins, exchangeable measuring head with BNC connector

dpv*link* 7120

Article	Type
7220.840.SET	**Mini probe set two-point electrode** Model 844 in conductive carrying case and with calibration certificate.
7220.841	**Ring electrode model 841 mini probe set** for soft surfaces (exchangeable measuring head)
7220.844.C	**Calibration unit for two-point electrode**
7220.844.1	**Replacement measuring pins for measuring head 844** (PU: 2 pieces)

Tripod electrode

For the determination of the electric resistance of a elastic flooring according to EN 1081; for the connection to a high ohmmeter

dpv*link* 16252

Article	Type
7220.1081	Tripod electrode

Veribox VB2

- This Veribox contains resistances for the testing of high-ohmic measuring devices before using
- For verifying the measuring devices there are 3 different resistances
- Every resistance has a separate plug connection
- test resistances: 10 kOhm, 1 MOhm, 1 GOhm

dpv*link* 17667

Article	Type
7100.VB	**Veribox**

DPV ELEKTRONIK

Weitere Artikel finden Sie unter www.compumet.ch

Point-to-point electrode

for surface resistance measurement of vertical surfaces with a specified distance of 30 cm; connectable to a high-speed ohmmeter; conductive contact rubber with silver particles; weight: 950 g; dimensions: 385 x 85 x 70 mm (LxWxH); contact rubber: Ø 63.5 mm

dpv*link* 10208

Article	Type
7220.860	Point-to-point electrode

Metal plate

- Dimensions: 400 x 300 x 2 mm
- incl. 10mm snap connection
- for qualification measurements of shoes, chairs, transport systems etc.
- Stainless steel
- measuring line is connected with 10mm banana plug adapter 2287.10.10

Application example

dpv*link* 17671

Article	Type
7100.PGT100.102	Metal plate

Hand electrode model 450

For the measurement of "system resistance person / shoes / ground" and walking test according to DIN EN 61340-4-5

- Ø 25 mm, length 75 mm, weight approx. 130 g
- electropolished stainless steel

dpv*link* 8491

Article	Type
7220.450	Hand electrode model 450

Measuring electrodes

Measuring electrodes for the measurement of the bleeder and surface resistances according to DIN IEC 61340-4-1, DIN EN 61340-2-3 and
Connection type: 4 mm sockets

dpv*link* 4699

Article
Type

7220.870
Probe model 870
- diameter 63.5 mm / 2.27 kg
- for the measurement of point-to-point and bleeder resistances
- conductive rubber with silver particles (R < 100 Ohm)
- banana plug socket under the insulated handle
- DIN IEC 61340-5-1, 61340-4-1 and 61340-2-3

7220.850
Measuring electrode ETS model 850
Cylindrical measuring electrode 850 with handle Ø 63.5 mm
Weight 2.25 kg, conductive contact rubber (R < 200 ohm),
Total resistance of the electrode R < 150 ohm
Scope of delivery: 1 piece

7220.870.V.SET
Extension three-part (for proble 870)
for probe 870, for the measurement on floor systems with insulated handle

Measuring electrode set 870

consisting of:

- 2 x probe model 870
- conductive case
- gridded foam

according to DIN IEC 61340-5-1 , 61340-4-1 and 61340-2-3

dpv*link* 20004

Article	Type
7220.870.SET	Probes 870-SET

Backrest probe

For bleeder resistance measurements of backrests of ESD chairs with conductive contact rubber with silver particles R < 5 ohms.

- Total resistance per electrode R < 100 ohm
- Diameter 63.5 mm
- Insulated handle
- Connection 4 mm banana plug socket

dpv*link* 19739

Article	Type
7220.900	Backrest probe

Ring electrodes sets

Ring electrodes for the measurement of the bleeder and volume resistances according to DIN IEC 61340-4-1, DIN EN 61340-2-3

dpv*link* 4704

Article
Type

7150.1108
Ring electrode H 108
Cylindrical ring electrode H 108, Ø 65 mm,
Weight 2.5 kg, with conductive carbon contact rubber (R < 500 ohm), delivery incl. coaxial cable and carrying case

7220.880.SET
Ring electrode model 880
Cylindrical ring electrode model 880, conductive contact rubber (R < 5 ohms) with silver particles, electrode total resistance R < 30 ohm.
Standard weight of 2.5 kg can be achieved by separate weight (e.g. electrode model 850 or H 116). Delivery: incl. counter electrode (stainless steel plate, insulating plate) and conductive carrying case

Thermo-Hygrometer TF-530

Digital thermo-hygrometer, ideal for the fast and precise measuring of temperature and humidity.

MAX / MIN / HOLD function; backlight; automatic shut-off;
tripod thread 1/4"

Technical data:

Temperature:	-30...+70°C (± 0,5°C at -10 +70°C)
Humidity:	0 ... 100% (± 3% at 20...80%)
Dimensions:	165 x 52 x 35 mm (L x W x H)
Weight:	115 g (without battery)

Scope of delivery:

- digital meter TF-530
- 9V battery
- leather case
- user manuel (German/English)

dpv*link* 19520

Article	Type
7100.TF530	Thermo-Hygrometer TF-530

Detector systems

ESD Pro

The **ESD Pro** is a portable ESD event detector which can display the relative strength of ESD events and record the number of threshold exceedances.

ESD events can damage sensitive components. The aim of ESD protection is to avoid ESD events or at least reduce their strength and frequency. The only way to confirm the effectiveness of the ESD protection is by knowing whether ESD events occur in your environment, how strong they are and how many events happen. Should you recognize ESD events, it is not advisable to continue your work until the situation is corrected.

Thus, instruments such as **ESD Pro** are the ultimate measure to determine the effectiveness of your ESD protection. ESD Pro detects ESD events due to their specific electromagnetic signature. The detector is able to suppress non-ESD related EMI events. This technique, which has been registered for patent, allows the evaluation of the ESD environment where there are aboundant EMI events resulting from stepper motors, solenoids, relays and other similar events.
ESD is a detector and no calibration instrument. It shows the relative strength of ESD events and not their absolute values. For more detailed verifications the instruments **EM Aware** and **EM Eye** are available.

Application

ESD events are ultimate signs if it is safe to handle sensitive components in your working environment. If you detect strong ESD events, it is not recommended to continue working until the situation has been corrected. It is less important if there are already dissipative mats, floor coverings, wrist straps and ionizers - it could still be unsafe to handle sensitive components in this environment.

You can use **ESD Pro** for different applications:

- ESD audit
- ESD diagnostics and fault analysis
- ESD tool qualification
- EMI diagnostics
- ... etc.

ESD Pro detects ESD events due to their specific electromagnetic signature they produce. For this reason the functionality of ESD Pro concerning the wave propagation has to be considered. Similar to a microphone the received signal becomes weaker with increasing distance to the source. When searching ESD events it is recommended, by taking into consideration the necessary security measures, to get as close to the presumed source as possible.

In a typical tool like for example an IC handling instrument or a SMT pick-and-place machine the sources of such ESD events can include the IC entry and exit of each conductive or even dissipative surface. When machines are used, it is always suggested to follow the safety precautions recommended by the manufacturer and practized by your company.

Technical data

Sensitivity	1...1000 V
Threshold	adjustable
Discharge pols	both
Event counter	4-digit counter
Event intensity / size class	LED bar
ESD Event indication	LED bar, beep
EMI Event negation	choose CDM mode; choose all events
Energy	9V alkaline battery
Dimensions (approx.) without antenna	120 x 65 x 23 mm
Dimensions (approx.) with antenna	173 x 65 x 23 mm

dpv*link* 15209

Article	Type
3M-CTM082	**ESD Pro CTM082**

DPV ELEKTRONIK

Weitere Artikel finden Sie unter www.compumet.ch

EM EYE Meter

The **EM EYE Meter** is a universal measuring instrument applicable to detect various parameters due to the connection of different sensor types. A touch screen makes it easy and intuitive to use.

EFM module field strength sensor

For the use as EM field strength meter, power density meter or EIRP meter. The EM EYE Meter detects and measures high-frequency electric fields by a miniaturized directional antenna. For measuring and recording of single and average values.

- further information about the EMF module on request -

Sensor types

ESD sensor module

The EM EYE Meter is able to detect ESD events according to the discharge models **CMD, MM, HBM,** or **Raw Input**.
Measurement of

- maximum voltage
- average values
- threshold values setting
- voltage of each ESD event
- Event counter
- Raw input mode to record and evaluate the measured voltages for later analysis

Properties

- Modular construction
- Touch screen with modern user interface TFT 240x320px
- Speaker and headphone output
- Selection of remote and local antennas
- Time display, hold function
- Data recording event-related or in selectable intervals
- Data logging by using a standard microSD card
- Data table display also on the monitor of the instrument
- Frequency range 1 MHz to 2.5 GHz
- Lithium ion rechargeable battery with charger or power supply operation

Specifications

- Dimensions W 65 x H 32 x L 105 mm
- Data acquisition interval:
  Peak values: 1 – 360 s
  average values: 0.1 – 360 s
- Operation temperature: 10-40 C
- head set plug: 3.5 mm
- Antenna/cable connection:
  reversible SMA

- further information available on request -

Beispiel - Ausführung

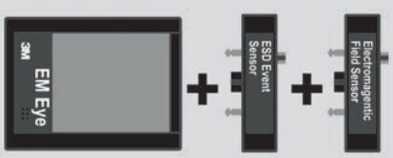

- **EM EYE METER mit ESD-Sensor** (Artikel-Nr.: 3M-CTM048-21)
- **EMI Sensor** (Artikel-Nr.: 3M-CTC28)

dpv*link* 15219

Article	Type
3M-CTM048-21	**EM EYE METER with ESD sensor**
3M-CTC28	**EMI Sensor** for EM EYE METER with ESD sensor
3M-CTC21	**ESD sensor** ESD sensor for 3M CTM048 EM-EYE-METER

Electrostatical voltmeter

EFM 022 Electric field meter

Handy, mobile electric field meter with digital display for the measurement of electric fields and electrostatic charges. The measured field strength (V/m) is automatically converted into the voltage potential (V) via the set measuring distance.

Technical data:

Measuring mode:	Influence principle (fieldmill principle)
Measuring range:	0 to ± 200kV
Display:	2 LCD display
Operating mode:	Battery operation

Scope of delivery:
incl. storage bag, grounding wire, 9V battery, factory calibration certificate and user manual (German/English)

Accessories (optional):
Accessory kit for EFM 022 consisting of conductive carrying case, 9V NiMH rechargeable battery with charger, grounding spiral cable and alligator clip.

dpv*link* 4653

Article	Type
7100.EFM022	**EFM 022 Electric field meter**
7100.EFM022.Z	**Accessory Kit for EFM 022**
7100.EFM022.KA	**Calibration EFM 022** for later review, incl. certificate

Electrostatic field meter EFM® 51

Mobile, handy electrostatic field meter with digital display for measurement of electrostatic fields and electrostatic charges. The measured field strength (V/m) is automatically converted in the mode of 'distance' by the set measuring distance in the surface potential (V). The actual field strength (V/m) will be shown in the additional "E-field" mode.

- Measuring range: 0 to ± 160kV (mode "distance")
  0 to 800 kV/m (mode "E-Field")
- Measurement type: induction principle (principle of field mill)
- Display: 2 line LCD display
- Operating mode: battery operation
- Scope of delivery: grounding line including factory calibration certificate, user manual (German/English)

dpv*link* 19758

Article	Type
7100.EFM51	Electrostatic field meter EFM® 51 including pocket
7100.EFM51.PLUS	Electrostatic field meter EFM® 51 in conductive case

EFM®51 Verification Kit

Mobile, handy electric field meter with digital display for the measurement of electrostatic fields and charges

- By means of the measuring head MK 51 included in the verification kit it is possible to use the EFM®51 for verifying the measurement of the body voltage (walking test) according to IEC 61340-4-5
- The also included Charged Plate kit allows the measurement of the effectiveness of ionizers and their offset voltages

Scope of delivery:

- EFM®51 - CPS (Charged Plate Set)
- EFM®51 - Walking Test Kit
- factory calibration certificate
- conductive carrying case

dpv*link* 21679

Article	Type
7100.EFM51.VK	EFM®51 Verification Kit

RF meter FMX-004

The FMX-004 fieldmeter is a compact electrostatic fieldmeter used for locating and measuring static charges. Its pocket size and three-button operation makes it convenient and easy to use.

- Lightweight, compact design
- Range light assures accurate and repeatable measurements
- Automatic range switching up to ± 30kV (30.000V)
- Digital and bar graph display with +/- indicators
- Automatic power off with inactivity

Technical Data:

Measurement range:	0 kV bis ± 1,49 kV (LO-area) ± 1,0 kV bis ± 30,0 kV (HI-area) -220 V - +220 V (Ions balance)
Distance indicator:	25 mm ± 0,5 mm (LEDs support the compliance of the correct distance)
Response time:	<1s
Operating temperature:	Operates in temperature range 10 - 40 °C
Battery:	9 V Alkali battery
Housing:	Conductive plastic (ABS)
Weight:	170 g (inkl. battery)

dpv*link* 18326

Article	Type
7500.FMX004	RF meter FMX-004

Electric Field Meter 718 Emit

The Electric Field Meter 718 is an easy-to-use, handheld device designed to measure static fields on surfaces and objects, arising from static charges. The instrument helps to locate ESD trouble-spots quickly and safely. An indispensable meter for monitoring your ESD protection measures.

The air ionizer test kit type 718 allows together with the electric field meter the control of the effectiveness and functioning of air Ionizers. The test kit consists of a plate electrode attachable to the electric field meter and a high-voltage generator.

Technical data:

Dimensions:	2.4 x 7.0 x 12.5 cm
Weight:	140 g (with battery)
Power requirements:	1 x 9V alkaline battery
Measuring ranges:	0-2 kV low range 0-20 kV high range
Voltage indicator:	3.5-digit LCD display
Distance:	2.5 cm (measuring distance control supported by LED destination points)
Measurement accuracy:	Within 5% of the actual voltage

Certificates: UL, C-UL, CE, CB Scheme, NOM

Air Ionizer test kit

dpv*link* 19854

Article	Type
3M-718C.KA	**Calibration for 718 (incl. certificate)**
718-50597	**Electric Field Meter 718 Emit**

DPV ELEKTRONIK

Weitere Artikel finden Sie unter www.compumet.ch

Charged plate monitors

EFM 022 CPS / Charged Plate Set

Handy instrument used to measure the effectiveness of ionizers and those offset voltage

- determines the discharge time from +/-1000 volts to +/-100 Volts
- measurement of the voltage potential on a plate electrode attachable to the EFM 022 (75 x 150 mm)
- suitable for the use in machines
- dimensions: 150 x 125 x 75 mm (WxHxD) with stand

Scope of delivery:

- EFM 022 electric field meter
- carrying case
- high-voltage generator +/- 1200 Volt
- stand, grounding wire
- charge plate
- 9V rechargeable battery + charger
- factory calibration certificate
- user manual (German/English)

dpv*link* 4722

Article	Type
7100.EFM022.CPS	**EFM 022 CPS / Charged Plate Set**
7100.EFM022.CPS.KA	**Calibration EFM022 Charged Plate Set** for later review, incl. certificate

EFM®51-CPS / Charged Plate Set

Handy device used to measure the effectiveness of ionizers and their offset voltages

- determines the discharge time of +/-1000 Volts to +/-100 Volts
- Measurement of the voltage potential on a plate electrode attachable to the EFM 51 (75 x 150 mm)
- suitable for use in machines

Scope of delivery:

- EFM®51 electric field meter
- high-voltage generator ± 1200 Volt
- conductive base, charge plate, grounding wire
- plug-in charger for 9 Volt batteries, in addition 9 Volt battery
- manual (German/English)
- factory calibration certificate

Dimensions: 150 x 125 x 75 mm (WxHxD) with base

dpv*link* 19850

Article	Type
7100.EFM51.CPS	**EFM 51 Electrostatic field meter with Charged Plate Set**
7100.EFM51.CPS.SET	**Retrofitting set EFM 51-CPS / Charged Plate Set** (without EFM® 51)

CPM 374 / Charge Plate Monitor

The Charge Plate - Monitor CPM 374 measures the voltage potential on its integrated plate electrode. The monitor is suitable to determine the discharge time from a preset voltage threshold to a lower voltage value level. A timer, a high voltage unit and an electric field meter working according to the fieldmill influence principe are integrated. This allows for the necessary high input impedance of $10^{15}\Omega$ to measure electrostatic voltage potentials and discharge times of air ionizers.

The device complies with the European standard EN 61340-5-1 and the American EOS/ESD S.3.1

The high voltage unit is protected by a high-ohmic resistor and therefore insulated.

Due to its compact design and the battery operation the CPM 374 is ideal for the mobile use in industiral areas. It can also be run in a fixed location by means of its power supply. The CPM 374 is operated via only 2 switches, is menu-driven and therefore very easy to use. All set parameters are shown in the two-line LCD display for a better orientation. The measured positive and negative discharge times as well as the offset voltage are stored in the internal non-volatile EEPROM memory and can be read out later via the serial RS 232 interface.

Scope of delivery:
Power supply unit, grounding wire, conductive carrying case, software, factory calibration certificate and user manual (German/English).

Technical data:

Dimensions:	152 x 152 x 152 mm
Weight:	approx. 990 g
Power supply:	internal supply with battery block 7.2V / 1300mAh (permanently controlled) external supply with power supply unit 12V DC / 750mA
Display:	alpha numeric display 2 lines x 16 characters (100mm x 24mm)

dpv*link* 4763

Article	Type
7100.CPM374	**CPM 374 / Charge Plate Monitor**
7100.CPM374.KA	**Calibration Charged Plate Monitor** for later review, incl. certificate

Monroe Charge Plate Monitor 288B

The Model 288B`s easy-to-use, self-contained design simplifies ionizer audits:
Testing your ionizers is as simple as pushing a button.
The Model 288B is the first Charged Plate Monitor to incorporate a microprocessor and data storage, eliminating the need for a dedicated computer. All test parameters are programable allowing tests to be optimized and not dictated by equipment limitations. Once programmed, the Model 288B will perform a series of tests automatically: +/- decays, balance, balance peaks, temperature, humidity, time/date are stored and may be reviewed via the display or downloaded to a PC. The PC software (included) permits the user to define and name ionizer locations, test setups and sequences, then upload these to the CPM. All of these features result in a flexible, easy-to-use instrument that facilitates audits while minimizing errors.

Operation:
The Model 288B performs manual or automatic decay and balance tests on critical ionization equipment and stores the results and averaged decay times for up to 500 workstations. Temperature and relative humidity are displayed real-time and recorded with the test data.
All pertinent test information is presented on a large format LCD display. Custom protocols and personal workstation definitions can be uploaded and results downloaded for analysis via a bi-directional RS-232 link.
In DECAY mode the plate is charged to a predetermined voltage from ± 10 to ± 1000. During test, the plate will discharge toward zero in the presence of ionization. The elapsed time of decay between the start voltage and a preset stop voltage, as low as zero volts, is displayed.
In BALANCE mode, isolated plate voltage, test duration and +/- peak voltages are displayed. Self-tests include battery check, tests for functional errors and a built-in decay self confidence check.

- Innovative non-contacting electrometer provides tests to unprecedented low voltage with unmatched stability
- Meets ESD Association Standard ANSI / ESD STM 3.1
- Fully configurable operating parameters
- Soft keys for highly intuitive programming
- Manual and automated testing of Decay and Balance
- Internal storage for up to 1500 tests, 500 locations and 4 test protocols
- Internal battery for portable operation (also line operated)
- Large, easy to read, high contrast LCD display
- Detachable 6"x6" plate (Optionally 1"x1" or 3"x3" plate available)
- RS232 interface
- Built-in temperature and humidity sensors
- Auto-ranging to 0.1V resolution below 100V
- Compatible with optional 288B Graphics Software

Consisting of:
Charge Plate Monitor with 6'' x 6'' plate detachable
Connecting cable to deposit the plate
CD with software (288COM)
Power cable, serial RS232 cable

Optional accessories:
Case for the safe transportation
Detachable 1'' x 1'' and 3'' x 3'' plate

dpv*link* 18247

Article	Type
MO-288B	**Monroe Charge Plate Monitor 288B**

Accessories for Monroe Charge Plate Monitor 288B

dpv*link* 18250

Article	Type
MO-288.22G	**Ionization plate 1'' x 1'' / 25.4 x 25.4 mm**
MO-288.22N	**Ionization plate 3'' x 3'' / 76.2 x 76.2 mm**
MO-288.22D	**Ionization plate 6'' x 6'' / 152.4 x 152.4 mm**
MO-288.80	**Suitcase for CPM 288B**
MO-288.Cable	**Cable for CPM 288B**
MO-288.BKEY	**Licence for graphics software CPM 288B**

Charged Plate Monitor 280A

Charged Plate Monitor 280A is used to measure the effectiveness of ionizers and their offset voltage

- determination of the discharge time of a pre-selected voltage threshold to a lower voltage value (standard from +/- 1000 Volt to +/- 100 Volt)
- measurement of the voltage potential of an integrated plate electrode (152 x 152 mm) by means of a built-in electric field meter
- storage of measurement data in the CPM
- serial interface to control and to transmit data to the PC
- dimensions: 279 x 229 x 12,7 mm (LxWxH)

dpv*link* 16179

Article	Type
7500.280A	**Charged Plate Monitor 280A**

DPV ELEKTRONIK
Weitere Artikel finden Sie unter www.compumet.ch

Walking test kits

WT 5000.A Walking test kit



The walking test kit is used mainly to measure the body voltage and their graphical presentation.
The A/D converter can present the measurement data of body voltage "online" on the PC or laptop and as a graphic.

Technical data:

Electrometer WT 5000 (available also as a single instrument):

Measuring range:	± 5,000 Volts
Measurement accuracy:	5% of the measured value
Input resistance:	> 10^{14} ohm
Input capacity:	< 5 pF
Display:	logarithmic LED display ± 500 V switchable to ± 5000 V, peak hold function
Output	Analog ± 5V DC for each area
Operating mode:	Batteries (charger included)

A/D converter:

Input resistance:	1 MOhm
Interface	USB 2.0 / USB 1.1 (08.2008)
Input voltage:	± 5 Volts DC
Resolution:	12 Bit
Max. sampling frequency:	15 kHz
Power supply:	via USB interface
Measuring software:	for WINDOWS®

Scope of delivery:
- Electrometer WT5000
- A/D converter
- measuring software Digilloscope (CD-ROM)
- rechargeable batteries
- Hand electrode
- measuring cables and connectors
- Conductive carrying case
- User manual
- Factory calibration certificate

dpv*link* 4695

Article	Type
7100.WT5000.B	**WT 5000 walking test kit** incl. A/D converter with USB interface
7100.WT5000.KA	**Calibration incl. certificate** for later review, instrument must be sent in

Analog-to-digital converter

Analog-to-digital converter UAD1, USB stick with BNC connection line

- including data acquisiion and evaluation software "Digilloscope" for Windows®

can be used with the following devices:

- WT5000
- ESVM1000
- CPM74

dpv*link* 19756

Article	Type
7100.UAD1	**Analog-to-digital converter**

EFM®51 Walking Test Kit

EFM®51 with conductive base and measuring head MK 51. By attaching the measuring head MK 51 EFM can be used for the verification measurement of the body voltage (walking test)® according to IEC 61340-4-5. The measuring head MK 51 is specially calibrated to the EFM®51. The positive and negative "PEAK" value of the measured body voltage is displayed

Scope of delivery:

- EFM®51 with measuring head MK 51
- Conductive case
- Conductive base
- Measuring lead and hand electrode

dpv*link* 19761

Article	Type
7100.EFM51.WT	**EFM®51 Walking Test Kit**

Ionizing equipment

Endstat 2020 - Portable table-top ionizer

- Neutralization of electrostatic charges at workstations or in the service area
- Coverage 30 x 150 cm
- Blower with 2-step speed control
- Self-balancing of the offset voltage ± 15 V
- Ionization based on high voltage (AC voltage technology)
- Ozone generation 0,005 ppm (distance 15 cm)
- Dimensions (WxHxD): 145 x 210 x 95 mm
- Offset voltage / - 15V
- Manual emitter cleanser
- Voltage: 230V / 50 Hz

dpv*link* 14032

Article	Type
7500.ES2020	Endstat 2020 - Portable table-top ionizer

Ionizing blower 5802i CXL - mobile tabletop model

- neutralization of static charges / little space required
- directed air flow for excellent discharge times and good performance
- coverage 30 x 150 cm
- self-balancing of the offset voltage to ± 3V (with optional external feedback system an ion balance of ± 1V can be achieved)
- response to the internal control system by a sensor placed in the target area

- quicker reaction to ionizing errors, information via FMS
- connection of the control box with an optional feedback system and FMS interfaces
- suitable for the installation in narrow, difficult-to-reach areas without any additional connection or cables
- ozone generation <0.008 ppm (distance 15 cm)
- ISO 4 / cleanroom class 10
- dimensions: 115 x 83 x 61 mm (WxHxD)

dpv*link* 24155

Article	Type
7500.CXL	**Ionizing blower 5802i CXL - mobile tabletop model** Tabletop model, 24V DC / with power supply unit

minION2 - Portable ionizer

- Neutralization of electrostatic charges / needs little space (e.g. pick and place machines)
- air intake from the top, the side and the back (standard version)
- Coverage 30 x 150 cm
- 2-step blower with off-switch
- Self-balancing of the offset voltage ± 10 V
- Ionization based on high voltage (AC voltage)
- Ozone generation 0,005 ppm (distance 15 cm)
- ISO 7 / cleanroom class 10000
- Dimensions (WxHxD): 98 x 136 x 60 mm
- also suitable for the installing in machines

dpv*link* 4829

Article	Type
7500.M2	**minION2 - Portable Ionizer** Table-top model, 24V DC / without power supply unit (ISO 7 / cleanroom class 10000)
7500.M2.plus	**minION2 - Portable Ionizer** Table-top model, 24V DC / **incl. power supply unit** (ISO 7 / cleanroom class 10000)
7500.M.S	**Spring joint arm for minION** incl mounting bracket

Aerostat PC 2 - mobile table model

- Neutralization of electrostatic charge at workstations
- Voltage 100-240 V /50-60 Hz
- Coverage 30 x 122 cm
- integrated cleaning brush for emitter electrodes
- optionally available with heating and acoustic alarm
- Self-balancing of the offset voltage ± 10 V
- Ionization based on high voltage (AC voltage technology)
- Ozone generation 0.05 ppm (distance 305 mm)
- Dimensions: 173 x 231 x 84 mm (WxHxD)

dpv*link* 23216

Article	Type
7500.PC2	**Aerostat PC 2 - mobile table model** without filter
7500.PC2.A	**Aerostat PC 2 - mobile table model with alarm** mobile table model with alarm, without filter
7500.PC2.H	**Aerostat PC 2 - mobile table model with heating** mobile table model with alarm connectable heating element without filter
7500.PC2.HA	**Aerostat PC 2 - mobile table model heating/alarm** mobile table model with connectable heating element and alarm without filter
7500.PC2.Z20	**Air filter kit for Aerostat PC 2** (bracket/cover without filter insert)
7500.PC2.Z21	**Replacement filter for Aerostat PC 2** (PU = 6 pieces)

DPV ELEKTRONIK

Weitere Artikel finden Sie unter www.compumet.ch

Ion 6422e - mobile ionizer

- Neutralization of electrostatic charges in jobs
- Coverage 300 x 1200 mm
- Bench top model
- Ion balance ± 20 V
- Effective range 300 mm
- Dimensions (WxHxD): 83 x 111 x 63 mm

- space-saving model for difficult-to-reach areas
- auto clean system (cleans the emitter points each time the unit powers down)
- voltage 24V DC / 24V 50-60 Hz

dpv*link* 18050

Article	Type
7500.6422	ION 6422e - mobile ionizer
7500.6422.N	Power supply for ION type 6422

Aerostat XC 2 - tabletop model

- designed for a complete neutralization of static charges allover the working surface
- coverage 90 x 180 cm
- easy-to-use integrated emitter cleaner

- built-in heater for warm air flow
- local alarm LEDs, connection for facility monitoring system (FMS) and optional acoustic alarm
- low weight (3.5 kg) allows easy mounting on or above the working surface
- self-balancing („Micropulse“) technology ± 10 V
- ionization based on high voltage (AC voltage)
- ozone generation <0.05 ppm (30 cm in front of blower)
- meets ISO 14644-1 Class 6 (Fed Std. 209E Class 1000)
- dimensions: 359 x 183 x 166 mm (WxHxD)

dpv*link* 22803

Article	Type
7500.XC2	Aerostat XC2

Benchtop Air Ionizer 9110

Benchtop Air Ionizer 9110 with automatic emitter point cleaner

- Variable fan speed adjustment
- Power-on indicator lamp
- Steady-State (DC) ionisation
- High-speed where rapid neutralization is required
- Automatic emitter point cleaner

Product specifications

Operating voltage:	220 V/230 V; 0,12 A; 20 W, 50 / 60 Hz
Emitter Point cleaning:	Interval: 1 time / h (4 cycles each time)
Indicators:	LED: Green power ON
Decay time:	< 2 sec (Max. fan speed), measurement taken 30 cm from fan
Balance voltage:	+/- 15V (Max. fan speed), measurement taken 30 cm from fan
Air flow:	max 3.05 m^3 / min
Ozone Level:	< 0.05 ppm
Certifications:	CE, RoHS (EU), Reach, RoHS (China)
Dimensions / Weight:	225 x 180 x 110 mm (H x W x D) / 1.3 kg

dpv*link* 18010

Article	Type
3M-9110	**Benchtop Air Ionizer 9110**

Benchtop air ionizer 963E

Portable table-top ionizer

- 2-step blower with off-switch
- Self-balancing of the offset voltage ± 15 V
- Steady State DC ionization

Operating voltage:	220 V/230 V; 0,12 A; 20 W
Frequency:	50/60 Hz
Power supply:	IEC 320 socket
Power cable:	1.8 m cable with Euro plug and IEC 320
Dimensions:	15.2 cm x 18.8 cm x 7.6 cm
Weight:	1.1 kg
Air speed:	Low speed - 0.5 m/s High speed - 1.5 m/s
Discharge time: *(according to ANSI/ESD S3. 1 1991)*	30 cm distance < 1 sec. at high fan speed 91 cm distance < 5 sec. at high fan speed

dpv*link* 14073

Article	Type
3M-963E	**Benchtop air Ionizer**

BlueLine Table-top ionizer AB-40

- Neutralization of electrostatic charges at workstations
- Blower with switchable heating element (pleasant air temperature)
- Self-balancing of the offset voltage ± 10 V or less
- Ionization based on high voltage (AC voltage technology)
- Ozone generation 0.004 ppm
- Dimensions: 476 x 198 x 170 mm (WxHxD)

dpv*link* 11052

Article	Type
7501.AB-40	BlueLine table-top ionizer

BlueLine - AB 21H Mobile table-top ionizer

- Neutralization of electrostatic charges, small footprint
- Integrated, steplessly adjustable blower; with on/off switch
- Voltage 230 V / 50 Hz
- Discharge time approx. 1.4 sec
- Ion balance +/-5 V
- Weight 1300 g
- Dimensions L x W (T) x H 180 x 80 x 190 mm

dpv*link* 11049

Article	Type
7501.AB-21H	BlueLine - mobile table-top ionizer

BlueLine - AB-10H Mobile ionizer

- Neutralization of electrostatic charges, needs little space
- integrated, steplessly adjustable blower
- Voltage 230V/50 Hz
- Discharge time approx. 1.4 sec
- Ion balance +/-5 V
- Weight 650 g
- Dimensions L x W (T) x H 140 x 58 x 140 mm

dpv*link* 11047

Article	Type
7501.AB-10H	BlueLine mobile ionizer

BlueLine - AB-120H Overhead model

- Neutralization of electrostatic chargd at workstations by overhead mounting
- Self-balancing of the offset voltage ± 5 V
- Blower consisting of three fans with stepless speed control
- Easy assembly and disassembly of the ventilation grilles to clean the electrodes

dpv*link* 11050

Article	Type
7501.AB-120H	**BlueLine - overhead model** with 3 fans, 24V DC / 230V / 50 Hz

Ionizing blower 5810i - overhead model

- Neutralization of electrostatic charges at workplaces by "overhead" mounting
- Coverage 61 x 122 cm
- built-in brush for cleaning emitter electrodes
- 3-speed blower
- optional sensor input, FMS connection, alarms and control
- improved control with immediate alarm and prevention of an unauthorized adaption of performance of blower speed
- self-balancing of the offset voltage to ± 3V (with optional external feedback system an ion balance of ± 1V can be achieved)
- Ionization based on high voltage (AC voltage technology)
- Ozone generation 0.02 ppm (distance 30 cm)
- ISO 4 / cleanroom class 10
- Dimensions: 7500.C32X-E: 155 x 96 x 813 mm (WxHxL)
  7500.C40X: 155 x 96 x 1016 mm (WxHxL)

dpv*link* 24158

Article	Type
7500.C32X-E	**Ionizing blower 5810i - overhead model** with 2 fans (ISO 4) 155 x 96 x 813 mm (WxHxL) (cable not included in the scope of delivery)
7500.C32X.N	**Power cable for ionizing blower 5810i**
7500.C40X	**Ionizing blower 5810i - overhead model** with 3 fans (ISO 4) 155 x 96 x 1016 mm (WxHxL) (cable not included in the scope of delivery)

Aerostat GUARDIAN - Overhead Ionizer

- Neutralization of electrostatic charges at workstations by "overhead" mounting
- Coverage 60 x 120 cm
- built-in brush for cleaning emitter electrodes
- Blower consisting of three fans with variable speed control and switchable heater (pleasant air temperature)
- separately switchable, built-in workplace lighting (2 x 13 watt fluorescent tubes)
- Self-balancing of the offset voltage ± 5 V
- Ionization based on high voltage (AC voltage technology)
- Ozone generation 0.02 ppm (distance 30 cm)
- ISO 7 / cleanroom class 10000
- Dimensions: 1086 x 102 x 171 mm (WxHxD)

dpv*link* 4822

Article	Type
7500.G	Aerostat GUARDIAN - Overhead Ionizer
7500.G.Z10	Air filter frame
7500.G.Z11	Air filter element / replacement (PU 6 pieces)

DPV ELEKTRONIK

Weitere Artikel finden Sie unter www.compumet.ch

Top Gun TG3 / TG3 with Side Kick

- Neutralization of electrostatic charges during cleaning
- very light and ergonomic air gun
- Air supply by compressed air system (range 1 to 6.8 bar)
- Application in the electronics industry as well as in cleanrooms
- Replaceable filter (0.01 microns) at the air outlet guarantees "purest air"
- Air flow adjustable by valve in the air gun
- Self-balancing of the offset voltage 0 ± 15 V
- Ionization based on high voltage (AC voltage technology)
- Ozone generation 0.001 ppm (distance 45 cm)
- Air gun / hose / cable dissipative
- ISO 6 / cleanroom class 1000
- Controller dimensions: 132 x 85 x 164 mm (WxHxD)

dpv*link* 4872

Article	Type
7500.TG3	Top Gun TG3
7500.TG3.SK	Top Gun TG3 with Sidekick
7500.TG3.42	Top Gun TG3 - 4.2 m cable
7500.TG3.Z1-2	Filter Nozzle Set for Top Gun TG3

orION / orION with Sidekick

- Neutralization of electrostatic charges during cleaning
- Air supply via compressed air system (range 1 to 6.8 bar)
- Application in the electronics industry as well as in cleanrooms
- Replaceable filter (0.01 microns) at the air outlet guarantees "purest air"
- Self-balancing of the offset voltage 0 ± 15 V
- Ionization based on high voltage (AC voltage technology)
- Ozone generation 0.001 ppm (distance 45 cm)
- air gun / hose / cable dissipative
- ISO 5 / cleanroom class 100
- Controller Dimensions: 132 x 85 x 164 mm (WxHxD)

Two versions:

orION
Ionizer with free-mountable air nozzle for external control (e.g. via machine control, proximity switch etc.)

orION with Sidekick (foot switch)
Ionizer with flexible "gooseneck" and foot switch

dpv*link* 4890

Article	Type
7500.O	orION Ionizer
7500.O.SK	orION with Sidekick (foot switch)

ION 6115 AirForce

- Neutralization of electrostatic discharge during cleaning
- Ergonomic gun design
- Flexible, light air hose / power cable low voltage
- High blow-off power
- IsoStat® technology
- Durable dissipative materials
- Ozone generation < 0.005 ppm
- Self-balancing of the offset voltage ± 30 V
- Maximum pressure: 7.0 bar
- Dimensions:
  gun 203 x 25 x 76 mm (LxWxH); console 216 x 41 x 76 mm (LxWxH)

dpv*link* 16172

Article	Type
7500.6115	ION 6115 AirForce
7500.6115.N	Power supply unit for ION 6115 AirForce
7500.6115.SWT	Foot switch für ION 6115 AirForce

BlueLine - AG HP02 Ionizing gun

- Neutralization of electrostatic charges during cleaning
- Application in the electronics industry as well as in cleanrooms
- Self-balancing of the offset voltage to 0 ± 10 V
- Status message by 2 LED
- built-in air valve electrical
- integrated air filter 0.01 ym
- built-in, adjustable air volume throttle
- Ozone generation < 0.01 ppm
- Operating voltage 230V / 50 Hz
- Lighter and smaller
- Weight 106 g

dpv*link* 11054

Article	Type
7501.AG-HP02	**Blue line - ionization gun** incl. controller and power supply unit

Ionized air gun 980E

Power supply:	230 V
Input voltage:	24 V < 10 W
Ion output:	Steady state
Operating characteristics:	Discharge time (1000 V to 100 V):
(according to ANSI/ESD S3. 1)	< 0.5 sec. @ 150 mm, 1 bar
Ion balance:	0 +/-30 V
Operating noise:	73 dB @ 1 m, 1 bar
Ozone:	< 0.005 ppm (24 hour accumulation)
Conducted EMI:	29 dB (mV, 100 kHz up to 1.1 MHz) operating unit
Type:	dissipative, rigid polycarbonate
Dimensions:	21.6 cm x 7.6 cm x 4.1 cm
Weight:	326 g
Gas input:	up to 2 bar clean dry air or nitrogen
Air connections:	0.64 cm standard
Electricity:	RJ-11 telephone connection hand unit
Type:	dissipative polycarbonate
Size:	20.3 cm x 7.6 cm x 2.5 cm
Weight:	341 g with 2.13 m cable
Emitter points:	Tungsten alloy
	Air hose
Cable:	2.13 m; 9 mm diameter
Filter effectiveness:	99.9% at 0.1 micron particle size

dpv*link* 14075

Article	Type
3M-980E	**Ionized air gun**
3M-980F	**Exchangeable air filter** 3 filters per pack
3M-980T	**Exchangeable nozzle tip**
3M-980E-X	**Exchangeable wall transformer**

ECO Gun

- Neutralisation of electrostatic charges
- for cleaning plastic parts
- No power supply needed
- Triggered by button on the gun grip
- Self-balancing 0 ± 10 V
- Ionization based on high-frequency AC voltage (HF-AC)
- Piezoceramic high-voltage converter
- Low maintenance
- High-voltage monitor with LED display
- Airflow adjustable through throttle valve
- Connection to compressed air quick coupling

dpv*link* 19763

Article	Type
7530.IG	ECO Gun

BlueLine - Ion spray can, HP02 / HP02-PE / nozzle attachment

- Neutralization of electrostatic charge in machines
- with light barrier (7501.AN-HP02.PE)
- Ionization based on high voltage (AC voltage technology)
- Self-balancing of the offset voltage ± 10 V
- Very low space requirements
- Ozone generation < 0.01 ppm
- Operating voltage 24 V DC
- Dimensions: 87 x 29 x 50 mm (L x W (T) x H)

dpv*link* 11056

Article	Type
7501.AN-HP02	**BlueLine - Ion spray nozzle**
7501.AN-HP02.PE	**BlueLine - Ion spray nozzle with light barrier** with light barrier
7501.OP-60S	**Nozzle attachment** 60° Standard
7501.OP-B.100	**Nozzle attachment** Air nozzle bar 100 mm long
7501.OP-B.200	**Nozzle attachment** Air nozzle bar 200 mm long
7501.OP-B.300	**Nozzle attachment** Air nozzle bar 300 mm long
7501.OP-B.400	**Nozzle attachment** Air nozzle bar 400 mm long
7501.OP-D.100	**Nozzle attachment** flexible nozzle 100 mm long, Ø 10 mm
7501.OP-D.200	**Nozzle attachment** flexible nozzle 200 mm long, Ø 10 mm
7501.OP-D.300	**Nozzle attachment** flexible nozzle 300 mm long, Ø 10 mm
7501.OP-D.400	**Nozzle attachment** flexible nozzle 400 mm long, Ø 10 mm
7501.OP-D.500	**Nozzle attachment** flexible nozzle 500 mm long, Ø 10 mm
7501.OP-P	**Nozzle attachment** Tube nozzle 50 mm long, Ø 6 mm
7501.OP-S	**Nozzle attachment** 15° Standard
7501.OP-T	**Nozzle attachment hose adapter** Hose adapter

DPV ELEKTRONIK

Weitere Artikel finden Sie unter www.compumet.ch

Test pin TensION

The TensION test pin facilitates an easy check of ionizing instruments.

Non-contact testing of present high voltage. The tip of the TensION test pin illuminates when high voltage is detected. The presence of high voltage is the essential requirement for the operation of the ionizers.

dpv*link* 16177

Article	Type
7500.TENSION	Test pin TensION

Ionizer Tester type CPM35 for verification tests

CPM 35 is a handy measuring device used for a fully automatic verification of ionizers at the ESD workstation of in machines. It measures positive and negative discharge as well as offset voltage and can also used for a periodic measurement of personnel charging (Walking Test).

Scope of delivery:

- Ionizer Tester CPM35
- 9 V lithium battery
- grounding wire
- carrying bag
- quick guide DE/EN
- factory calibration certificate DE/EN

Optional:
Rubber protective cover with foldable foot for CPM35

CPM35 has two test ranges:

Decay:

- verifies the decay time from ± 250 V to ± 100 V
- verifies after successful testing of the decay time if the "offset voltage" remains below 35 V for 10 seconds

Offset/BVT:

- this mode shows permanently the current measured value in the upper display line
- the maximal values of each polarity are displayed in the lower line

Offset measurement:
for the verification of the offset voltage of ionizers

BVT:
Body Voltage Test - the device can display very easily the body voltage of a person during a walking test (for this purpose the finger of the person has to touch the measuring electrode)

dpv*link* 23242

Article	Type
7100.CPM35	CPM 35 Ionizer Tester
7100.CPM35.H	CPM 35 Rubber case with foot

WIM 47 Ionizer Monitor

WIM 47 is a handy monitoring device to monitor fully automatically the ionization at an ESD workstation or in machines.
The positive and negative discharge time as well as the offset voltage are permanently monitored. In case of alarm there is an acoustic and optical signal.
A switch output will shut off the ionizer in case of failure (e.g. via the Switch Box 7100.WIM47.SB) or give an alarm signal to a superordinate control.

Optional:
Switch Box regulating the power supply of the connected ionizer via relay contact

Scope of delivery:
1 x Ionizer monitor WIM 47
1 x plug-in power supply with exchange adapter (EU/USA)
1 x grounding cable
1 x quick guide

dpv*link* 23245

Article	Type
7100.WIM47	WIM 47 Ionizer Monitor
7100.WIM47.SB	WIM 47 Switch Box

Electric Field Meter 718 Emit

The Electric Field Meter 718 is an easy-to-use, handheld device designed to measure static fields on surfaces and objects, arising from static charges. The instrument helps to locate ESD trouble-spots quickly and safely. An indispensable meter for monitoring your ESD protection measures.

The air ionizer test kit type 718 allows together with the electric field meter the control of the effectiveness and functioning of air Ionizers. The test kit consists of a plate electrode attachable to the electric field meter and a high-voltage generator.

Technical data:

Dimensions:	2.4 x 7.0 x 12.5 cm
Weight:	140 g (with battery)
Power requirements:	1 x 9V alkaline battery
Measuring ranges:	0-2 kV low range
	0-20 kV high range
Voltage indicator:	3.5-digit LCD display
Distance:	2.5 cm (measuring distance control supported by LED destination points)
Measurement accuracy:	Within 5% of the actual voltage

Certificates: UL, C-UL, CE, CB Scheme, NOM

Air Ionizer test kit

dpv*link* 19854

Article	Type
3M-718C.KA	**Calibration for 718 (incl. certificate)**
718-50597	**Electric Field Meter 718 Emit**

ESD Workplace accessories

ESD brushes 6100

Unlike conventional brushes, no static charges on ESD sensitive flat modules are caused by the cleaning with these conductive brushes.

The conductive brushes consist of an electrostatically volume conductive plastic handle and integrated natural bristles mixed with conductive fibers. The brushes are available in various designs and sizes.

In compliance with ESD standard DIN EN 61340-5-1

Special brushes and brushes on request

ESD flat brushes

dpv*link* 2007

Article	Hardness	W [mm]	Bristles
	ESD flat brushes		
6100.103	hard	12.5	natural bristles / conductive fibers
6100.104	hard	19	natural bristles / conductive fibers
6100.105	hard	25	natural bristles / conductive fibers
6100.106	hard	38	natural bristles / conductive fibers
6100.107	hard	50	natural bristles / conductive fibers
6100.507	soft	50	natural bristles / conductive fibers

ESD brushes

dpv*link* 2014

Article	Hardness	W [mm]
	ESD brushes	
6100.200	hard	3,0
6100.201	hard	6,0

ESD hard brush

dpv*link* 2017

Article	Hardness	W [mm]
	ESD hard brush	
6100.9001	hard	30
6100.9002	hard	60

ESD hard brush

dpv*link* 2023

Article	Hardness	W [mm]
	ESD hard brush	
6100.4000	hard	80

ESD flat brush

dpv*link* 2020

Article	Hardness	W [mm]
	ESD flat brush	
6100.1001	soft	130
6100.1002	soft	100

DPV ELEKTRONIK

Weitere Artikel finden Sie unter www.compumet.ch

ESD brushes 6104

Using these conductive brushes no static charges on ESD sensitive flat modules are caused by cleaning.

- Integrated, permanently dissipative nylon bristles
- Volume conductive plastic handle with ESD symbol
- Yellow bristles, 0.4 mm in diameter
- available in various designs and sizes

In compliance with ESD standard DIN EN 61340-5-1

ESD Nylon flat brushes

dpv*link* 8607

Article	Hardness	W [mm]	Bristles
	ESD Nylon flat brushes		
6104.Y.103	hard	12.5	nylon bristles / dissipative
6104.Y.104	hard	19	nylon bristles / dissipative
6104.Y.105	hard	25	nylon bristles / dissipative
6104.Y.106	hard	38	nylon bristles / dissipative
6104.Y.107	hard	50	nylon bristles / dissipative

ESD Nylon round brushes

dpv*link* 8613

Article	Hardness	W [mm]
	ESD Nylon round brushes	
6104.Y.200	hard	3,0
6104.Y.201	hard	6,0

ESD Nylon hard brush

dpv*link* 8616

Article	Hardness	W [mm]
	ESD Nylon hard brush	
6104.Y.9001	hard	30
6104.Y.9002	hard	60

ESD Nylon hard brush

dpv*link* 8619

Article	Hardness	W [mm]
	ESD Nylon hard brush	
6104.Y.4000	hard	80

ESD brush as key ring

dpv*link* 17707

Article	Hardness	W [mm]
	ESD brush as key ring	
6104.Y.1200	hard	17
6100.1200	soft	25

ESD brushes 6103

Unlike conventional brushes, no static charges on ESD sensitive flat modules are caused by cleaning with these conductive brushes.

- Integrated, permanently dissipative nylon bristles
- Volume conductive plastic handle with ESD symbol
- black bristles, 0.4 mm in diameter

The brushes are available in various designs and sizes.

In compliance with ESD standard DIN EN 61340-5-1

ESD Nylon flat brushes

dpv*link* 21332

Article	Hardness	W [mm]	Bristles
	ESD Nylon flat brushes		
6103.B.103	hard	12.5	nylon bristles / dissipative
6103.B.104	hard	13	nylon bristles / dissipative
6103.B.105	hard	25	nylon bristles / dissipative
6103.B.106	hard	38	nylon bristles / dissipative
6103.B.107	hard	50	nylon bristles / dissipative

ESD Nylon brush

dpv*link* 21338

Article	Hardness	W [mm]
	ESD Nylon brush	
6103.B.200	hard	3,0
6103.B.201	hard	6,0

ESD Nylon hard brush

dpv*link* 21341

Article	Hardness	W [mm]
	ESD Nylon hard brush	
6103.B.9001	hard	30
6103.B.9002	hard	60

ESD Nylon hard brush

dpv*link* 21344

Article	Hardness	W [mm]
	ESD Nylon hard brush	
6103.B.4000	hard	80

ESD Brushes 6105

These brushes allow the risk-free cleaning of printed circuit boards. The handles are made of conductive plastic, the hairs / bristles consist of a mixture of conductive fibers and polyester.

In compliance with ESD standard DIN EN 61340-5-1

ESD Brushes

dpv*link* 2025

Article	Hardness	W [mm]	Brush length	Handle length	Bristles
	ESD Brushes				
6105.0707	hard	12.5	30 mm	62 mm	polyester / conductive fibers
6105.1206	hard	12x6	20 mm	100 mm	polyester / conductive fibers
6105.1305	hard	13x5	20 mm	64 mm	polyester / conductive fibers
6105.1806	hard	18x6	20 mm	105 mm	polyester / conductive fibers
6105.2506	hard	25x6	20 mm	110 mm	polyester / conductive fibers
6105.3011	hard	30x11	20 mm	140 mm	polyester / conductive fibers
6105.5006	hard	50x6	20 mm	133 mm	polyester / conductive fibers
6105.5011	hard	50x11	20 mm	144 mm	polyester / conductive fibers
6105.5323	hard	23x53	17 mm	85 mm	polyester / conductive fibers
6105.7011	hard	70x11	20 mm	148 mm	polyester / conductive fibers
6105.3706	hard	37x6	20 mm	123 mm	polyester / conductive fibers

ESD hand brushes

With the brushes of nylon bristles the static charge on ESD sensitive flat modules.

dpv*link* 19766

Article	Hardness	W [mm]	Bristles
	ESD hand brushes		
6105.RB	hard	Ø125	nylon bristles
6105.120.K	hard	275	nylon bristles

ESD Office supplies

IDP-STAT® Magnetic document holder



- front made of dissipative IDP-STAT® film, open top
- back made of fully surfaced magnetic film
- ESD logo

In compliance with the ESD standard DIN EN 61340-5-1

dpv*link* 21647

Article	Type
3016.MDT.A4	**ESD magnetic document holder DIN A4 horizontal format** Dimensions: 330 x 230 mm
3016.MDT.A3	**ESD magnetic document holder DIN A3 horizontal format** Dimensions: 430 x 330 mm

IDP-STAT® ESD Folder DIN A 4

Permanently dissipative PVC folder

- made of Inherently Dissipative Polymer (IDP)
- metal tongue
- color: blue/transparent or yellow/transparent
- standard imprint: ESD logo, recycling symbol and lot no.
- recyclable

In compliance with ESD standard DIN EN 61340-5-1

dpv*link* 2099

Article	Type	DIN Size	Color
5710.A4.1	ESD folder	DIN A4	blue / transparent
5710.A4.Y	ESD folder	DIN A4	yellow / transparent

IDP-STAT® ESD Spring binder

Permanently dissipative PVC spring binder

- Inherently Dissipative Polymer (IDP)
- color: blue/transparent or yellow/transparent
- standard imprint: ESD logo, recycling symbol and lot no.
- recyclable

In compliance with ESD standard DIN EN 61340-5-1

dpv*link* 19814

Article	Type	DIN Size	Color
5710.A4.K.T	ESD Spring binder	DIN A4	clear / transparent

DPV ELEKTRONIK

Weitere Artikel finden Sie unter www.compumet.ch

IDP-STAT® ESD Hanging file folder DIN A 4

Permanently dissipative PVC hanging file folder

- made of Inherently Dissipative Polymer (IDP)
- metal tongue
- color: blue/transparent or yellow/transparent
- standard imprint: ESD logo, recycling symbol and lot no.
- recyclable

In compliance with ESD standard DIN EN 61340-5-1

dpv*link* 10232

Article	Type	DIN Size	Color
5710.A4.H	ESD Hanging file folder	DIN A4	blue / transparent
5710.A4.H.Y	ESD Hanging file folder	DIN A4	yellow / transparent

ESD document protectors DIN A4 transparent

NEU

ESD document protectors of polyethylene film

- color: transparent
- grained surface
- one side open
- with perforations
- standard imprint: ESD logo

In compliance with ESD standard DIN EN 61340-5-1 ESD

dpv*link* 24903

Article	DIN Size	Color	Thickness [mm]	PU
3115.320.K.06	DIN A4	transparent	0.06	100 piece

IDP-STAT® ESD Document protectors



Permanently dissipative document protectors of polypropylene film

- made of inherently dissipative polymer (IDP)
- grained surface
- 1 side open with perforations
- color: transparent
- standard imprint: ESD logo, recycling symbol and lot no.
- recyclable

In compliance with ESD standard DIN EN 61340-5-1 ESD

dpv*link* 8622

Article	DIN Size	Color	Thickness [mm]	PU
3017.319.IDP	DIN A4	transparent	0.09	100 piece
3017.322.IDP	DIN A3	transparent	0.09	50 piece

IDP-STAT® ESD Document protectors

Permanently dissipative PVC document protectors

- made of inherently dissipative polymer (IDP)
- 2 sides open
- color: clear, transparent
- standard imprint: ESD logo, recycling symbol and lot no.
- recyclable

In compliance with ESD standard DIN EN 61340-5-1 ESD

dpv*link* 20263

Article	DIN Size	Color	Thickness [mm]	PU
3015.321.IDP.150	DIN A4	clear / transparent	0.15	100 piece
3015.321.IDP.250	DIN A4	clear / transparent	0,25	100 piece
3015.KH.IDP	DIN A4	transparent	0,25	100 piece

IDP-STAT® document protectors clear/transparent

Permanently dissipative document protectors of polypropylene film

- made of inherently dissipative polymer (IDP)
- grained surface
- 2 sides open
- color: clear, transparent
- standard imprint: ESD logo, recycling symbol and lot no.
- recyclable

In compliance with ESD standard DIN EN 61340-5-1 ESD

dpv*link* 19821

Article	DIN Size	Color	Thickness [mm]	PU
3017.321.IDP.PP	DIN A4	clear / transparent	0.09	100 piece

Document protectors Permastat®



Document protectors of polyethylene film

- color: pink/transparent
- standard imprint: ESD logo, recycling symbol and lot no.
- recyclable

In compliance with ESD standard DIN EN 61340-5-1

dpv*link* 2087

Article	Type	DIN Size	Color	Thickness [mm]	PU
3115.320	Document protectors, 1 side open, with perforations	DIN A4	rose / transparent	0.1	100 piece
3115.321	Document protectors, 2 sides open, without perforations	DIN A4	rose / transparent	0.1	100 piece

DPV ELEKTRONIK

dpv*link* - Produkte schnell finden!
www.compumet.ch
z.B.: **dpv*link* 21010** → **dpv*link* 21010**

Document protectors Permastat® clear/transparent

Document protectors of polyethylene film

- color: clear/transparent
- on side open, with perforations
- standard imprint: ESD logo, recycling symbol and lot no.
- recyclable

In compliance with ESD standard DIN EN 61340-5-1

dpv*link* 2094

Article	DIN Size	Color	Thickness [mm]	PU
3115.320.K	DIN A4	clear / transparent	0.1	100 piece

ESD Laminating film

Dissipative laminating film

- color: transparent
- without labelling
- recyclable

In compliance with ESD standard DIN EN 61340-5-1

dpv*link* 9703

Article	DIN Size	Color	Thickness [mm]	PU
5720.LF.T.A4	DIN A4	transparent	2 x 0,1	50 piece
3115.5230.A4/100	DIN A4	transparent	2 x 0,08	100 piece
3115.5230.A3/100	DIN A3	transparent	2 x 0,08	100 piece

Label pocket ESD

- self-adhesive, transparent
- dissipative
- dimensionally stable PVC
- ideal to carry documents on cases, boxes, shelves and trolleys
- adhesive surface is stable and leaves no residues on most of the surfaces

In compliance with ESD standard DIN EN 61340-5-1

dpv*link* 7997

Article	Type
3115.5260	**Label pocket ESD DIN A7** 117 x 82 mm landscape (PU = 6 pieces)
3115.5261	**Label pocket ESD DIN A6** 115 x 148 mm portrait (PU = 4 pieces)
3115.5262	**Label pocket ESD DIN A4** 219 x 300 mm portrait (PU = 1 piece)

Delivery note pockets

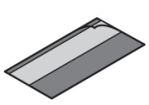

self-adhesive, transparent, matt, dissipative

In compliance with ESD standard DIN EN 61340-5-1

dpv*link* 10922

Article	Type
COR-05.LT	Delivery note pockets 140 x 100 mm
COR-10.LT	Delivery note pockets, 210 x 100 mm

Ring folder

Dissipative ring folder made of solid board

- edge protection
- color: black
- labelling back
- ESD symbol
- material thickness: approx. 3 mm

In compliance with ESD standard DIN EN 61340-5-1

dpv*link* 2145

Article	DIN Size	Back width	Version
5800.846	DIN A4	45 mm	4 rings
5800.847	DIN A4	65 mm	4 rings
5800.848	DIN A4	65 mm	2 rings

Ring folder

Dissipative ring folder made of solid board

- edge protection;
- lever mechanism
- color: black
- labelling back
- ESD symbol
- material thickness: approx. 3 mm

In compliance with ESD standard DIN EN 61340-5-1

dpv*link* 10229

Article	DIN Size	Back width	Version
5800.850	DIN A4	74 mm	2 rings

PVC Ring folder

PVC ring folder

- permanently anti-static
- cover made of textured PVC film
- color: light blue
- ESD symbol

In compliance with ESD standard DIN EN 61340-5-1

dpv*link* 2186

Article	DIN Size	Back width	Version
5801.100	DIN A4	35 mm	4 rings, 15mm
5801.101	DIN A4	45 mm	2 rings, 25mm
5801.102	DIN A4	45 mm	4 rings, 25mm
5801.103	DIN A4	75 mm	2 rings, 50mm
5801.104	DIN A4	75 mm	4 rings, 50mm

DPV ELEKTRONIK

Weitere Artikel finden Sie unter www.compumet.ch

Ring folder IDP-STAT®

Permanently dissipative ring folder

- PVC soft film with cardboard reinforcement
- Inside and outside with electrostatically dissipative IDP-STAT® film
- ESD symbol
- Front cover and spine upper part approx. 5 mm shorter, open as pocket
- Dimension of cover (H x L) approx. 315 x 265 mm
- back width 45 or 30 mm
- Color: black or yellow

In compliance with ESD standard DIN EN 61340-5-1

dpv*link* 19521

Article	DIN Size	Back width	Version	Color
5710.RB.B	DIN A4	45 mm	4 rings	black
5710.RB.B.30	DIN A4	30 mm	4 rings	black
5710.RB.Y	DIN A4	45 mm	4 rings	yellow

PE Ring folder

Conductive PE (polyethylene) ring folder

- color: black
- ESD symbol
- material thickness approx. 3 mm

In compliance with ESD standard DIN EN 61340-5-1

dpv*link* 9679

Article	DIN Size	Back width	Version
5801.421	DIN A4	25 mm	4 rings
5801.422	DIN A4	45 mm	4 rings
5801.481	DIN A4	45 mm	2 rings

Ring folder

Conductive ring folder

- cardboard with cover of dissipative film
- edge protection
- with lever mechanism
- color: black
- ESD symbol

In compliance with ESD standard DIN EN 61340-5-1

dpv*link* 16885

Article	DIN Size	Back width	Version
5801.2045	DIN A4	45 mm	2 rings
5801.2075	DIN A4	75 mm	2 rings

PVC Clipboard

PVC clipboard

- Cover made of textured PVC film
- permanently antistatic
- ESD symbol
- color: light blue

In compliance with ESD standard DIN EN 61340-5-1

dpv*link* 2204

Article	Type
5801.301	PVC clipboard, DIN A4, standard

Clipboard aluminum

Dissipative clipboard for DIN A4

- aluminum anodizing
- high clamping force
- dimensions: 230 x 320/340 mm

In compliance with ESD standard DIN EN 61340-5-1

dpv*link* 8148

Article	Type
5600.401.A4	Clipboard aluminum DIN A4
5600.402.A4	Clipboard aluminum DIN A4 with removable calculator

ESD Clipboard

ESD clipboard made of polypropylene (PP)

- permanently antistatic
- ESD logo
- color: black

In compliance with ESD standard DIN EN 61340-5-1

dpv*link* 16892

Article	Type
5801.300.B	ESD clipboard, DIN A5
5801.301.B	ESD clipboard, DIN A4
5801.302.B	ESD clipboard, DIN A4 with cover

ESD Clipboard with cover IDP-STAT®

Permanently dissipative ESD clipboard with cover

- PVC flexible film with cardboard reinforcement
- Inside and outside with electrostatically dissipative IDP-STAT® film
- spine with cut-off for pen
- wire clamp
- ESD logo

In compliance with ESD standard DIN EN 61340-5-1

dpv*link* 19524

Article	DIN Size	Color
5710.CB.Y	DIN A4	yellow
5710.CB.B	DIN A4	black

Clipboard IDP-STAT®

Permanently dissipative ESD clipboard

- PVC flexible film with cardboard reinforcement
- Inside and outside with electrostatically dissipative IDP-STAT® film
- spine with cut-off for pen
- wire clamp
- ESD logo

In compliance with ESD standard DIN EN 61340-5-1

dpv*link* 22385

Article	DIN Size	Color
5710.CB.B.NV	DIN A4	black

ESD Document holder

ESD document holder DIN A4

- antistatic
- made of PE (polyethylene)
- color: black

In compliance with ESD standard DIN EN 61340-5-1

dpv*link* 16894

Article	Type
5801.320	**ESD document holder DIN A 4** back width approx. 20 cm

ESD Storage bag

- dissipative bag with 2 handles
- zipper
- dimensions: 220 x 100 x 100 mm (LxWxH)
- electrostatically dissipative polyester fabric

In compliance with ESD standard DIN EN 61340-5-1

dpv*link* 21645

Article	Type
8781.T.H	ESD storage bag

ESD bags

NEU

- dissipative bag with two handles
- dimensions: 360 x 400 mm
- ESD symbol on both sides
- dissipative mixed cotton fabric

In compliance with the ESD standard DIN EN 61340-5-1

dpv*link* 25185

Article	Type
2675.T.W	ESD bag 360 x 400 mm

ESD Metal ball pen

ESD metal ball pen

- ESD logo on clip
- color black/metallic
- black pen refill

In compliance with ESD standard DIN EN 61340-5-1

dpv*link* 18456

Article	Type	PU
7955.PEN.N	ESD Metal ball pen	10 piece

ESD Ball pen

ESD Ball pen

- ESD logo on clip
- color: yellow/black
- pen refill "Jumbo Marathon blue"

In compliance with ESD standard DIN EN 61340-5-1

dpv*link* 2123

Article	Type
5825.1205.B	ESD ball pen, dissipative

DPV ELEKTRONIK

Weitere Artikel finden Sie unter www.compumet.ch

ESD Ruler

ESD ruler

- transparent
- length: 30 cm

In compliance with ESD standard DIN EN 61340-5-1

dpv*link* 16867

Article	Type
5825.1045	ESD ruler

ESD Scissors

ESD scissors
handle: ABS black

In compliance with ESD standard DIN EN 61340-5-1

dpv*link* 16869

Article	Type
5825.1046	ESD Scissors

ESD Cutter

ESD cutter
ABS black

In compliance with ESD standard DIN EN 61340-5-1

dpv*link* 16878

Article	Type
5825.1048	ESD Cutter

ESD Puncher

ESD puncher
black, plastic parts ABS

In compliance with ESD standard DIN EN 61340-5-1

dpv*link* 16871

Article	Type
5825.1051	ESD Puncher

ESD Stapler

ESD stapler
black

In compliance with ESD standard DIN EN 61340-5-1

dpv*link* 16880

Article	Type
5825.1057	ESD stapler

ESD Pen holder

ESD pen holder
ABS black

In compliance with ESD standard DIN EN 61340-5-1

dpv*link* 16873

Article	Type
5825.1052	ESD Pen holder

ESD Pen holder with perforations

ESD pen holder, with perforations
ABS black

In compliance with ESD standard DIN EN 61340-5-1

dpv*link* 17302

Article	Type
5825.1053	ESD Pen holder with perforations

ESD Tape dispenser

ESD tape dispenser, black

In compliance with ESD standard DIN EN 61340-5-1

dpv*link* 16875

Article	Type
5825.1047	**ESD tape dispenser** for tapes with max. 25 mm width suitable for core diameter Ø 25 mm and 76 mm
5825.1047-25	**ESD tape dispenser** for tapes with max. 25 mm width suitable for core diameter Ø 25 mm

ESD Calculator

ESD calculator
black

In compliance with ESD standard DIN EN 61340-5-1

dpv*link* 16861

Article	Type
5825.1041	ESD calculator

IDP-STAT® PVC desk mat

- Dissipative, upwards foldable desk mat
- contact face/surface made of dissipative IDP-STAT® film
- back made of foam film
- with 10 mm snap fastener as grounding contact point
- ESD symbol

In compliance with the ESD standard DIN EN 61340-5-1

dpv*link* 21650

Article	Type
5710.SM.Y	**ESD desk mat** Dimensions: 600 x 400 mm

ESD Optical mouse

ESD optical mouse

USB and PS2 connections, black

In compliance with ESD standard DIN EN 61340-5-1

dpv*link* 16865

Article	Type
5825.1044	ESD optical mouse

Mouse-Pad ESD Vinyl

Mouse pad made of vinyl

- dimensions: 180x220x3,5 mm
- textured surface

In compliance with ESD standard DIN EN 61340-5-1

dpv*link* 18452

Article	Type
3M-82MP.1.blau	Mouse-Pad ESD blue
3M-82MP.1.grau	Mouse-Pad ESD grey

Mouse Pad ESD synthetic rubber



Mouse pad made of synthetic rubber

- Dimensions: 180x220x2 mm
- structured surface

In compliance with ESD standard DIN EN 61340-5-1

dpv*link* 18448

Article	Type
1402.662.MP1.beige	Mouse Pad ESD -beige-
1402.663.MP1.grau	Mouse Pad ESD -platinum grey-
1402.665.MP1.blau	Mouse Pad ESD -light blue-

Mouse pad

ESD Mouse pad

- soft PVC film with cardboard reinforcement
- exterior with electrostatically dissipative IDP-STAT®film
- Dimensions: 225 x 185 mm

dpv*link* 19797

Article	Type
5710.MP.B	IDP-STAT® Mouse pad ESD -black-

DPV ELEKTRONIK

Weitere Artikel finden Sie unter www.compumet.ch

Filing trays

Filing trays

- DIN A4 landscape
- with ESD logo on the back
- stable design
- stackable
- dimensions: 343 x 258 x 53 mm

In compliance with ESD standard DIN EN 61340-5-1

dpv*link* 2126

Article	Type
5150.841	**Filing tray DIN A4** black, volume conductive
5150.841.GELB	**Filing tray DIN A4** yellow, E9 dissipative

ESD Filing trays

ESD filing trays
black

In compliance with ESD standard DIN EN 61340-5-1

dpv*link* 16882

Article	Type
5150.1059	ESD filing trays

Magazine file ESD

ESD magazine file DIN A4

- 3 compartments
- material: ABS dissipative, black
- dimensions: 256 x 306 x 251 mm

In compliance with ESD standard DIN EN 61340-5-1

dpv*link* 16890

Article	Type
5150.1055	ESD magazine file DIN A4

Organization system

Aluminum rails and equipment for stacking trays / rack bins of the new organization system in the ESD laboratory.

dpv*link* 10632

	Article	Type
	048.AS50.ESD	**Aluminium rail 500 mm** *(grounding cable not included in the scope of delivery)*
	048.AS100.ESD	**Aluminium rail 1000 mm** *(grounding cable not included in the scope of delivery)*
	048.Haken	**Hook for aluminium rail (5pcs-set)**
	048.MP1	**Magnet plate 450 x 310 mm**
	048.R30.ESD	**Magnet pin round 30 mm**
	048.R40.ESD	**Magnet pin round 40 mm**
	048.D40.ESD	**Triangular magnet pin 40 mm**
	048.Q40.ESD	**Magnet pin square 40 x 40 mm**
	048.PL18.ESD	**Plate for tray small**
	048.PL16.ESD	**Plate for tray large**
	048.DC1.ESD	**Triangular clip with spring**

Stacking trays / rack bins for organization system

conductive, black

In compliance with ESD standard DIN EN 61340-5-1

dpv*link* 10629

	Article	Abmessung Aussen TxBxH [mm]	
	048.A4-18.ESD	160 x 210 x 82 / 126 x 178 x 79	black
	048.A4-16.ESD	240 x 210 x 82 / 208 x 178 x 79	black

ESD Tarifold IDP-STAT Document holding system

Document holding system for a clean storage of information sheets

Tarifold IDP-STAT® Suspended document holder DIN A4

- IDP-STAT® film material
- Permanently dissipative IDP film
- Color: clear, transparent
- Frame color: black
- ESD symbol

In compliance with ESD standard DIN EN 61340-5-1

dpv*link* 10231

Article	Type
5600.325	**Tarifold IDP-STAT® suspended document holder** PU = 10 document holders

Tarifold IDP-STAT® Pivoting document holder DIN A4

- IDP-STAT ® film material
- Permanently dissipative IDP film
- Color: clear, transparent
- Frame color: black
- ESD symbol

In compliance with ESD standard DIN EN 61340-5-1

dpv*link* 2154

Article	Type
5600.324	**Tarifold IDP-STAT Standard pivoting document holder DIN A4** PU = 10 document holders
5600.326.EL	**Tarifold IDP-STAT pivoting document holder DIN A4** PU = 10 pivoting document holders (Easy Load)

Tarifold IDP-STAT® Wall bracket standard

Wall bracket system with pivoting document holders for storing information sheets

Swivel arm with integrated spring mechanism; ergonomic and space-saving design; span width of the table clamp 63 mm

dpv*link* 2160

Article	Type
5600.100	**Tarifold IDP-STAT wall bracket** with 10 pivoting document holders for wall mounting

Tarifold IDP-STAT® magnetic wall bracket



Wall bracket system with folding pivoting document holder (easy load) for storing information sheets carefully.

- Aluminium holder for wall mounting
- Magnetic surface to fix 10 pivoting document holders (+ fixing clamps only with article 5600.150.M)

dpv*link* 19800

Article	Type
5600.150.M	**Tarifold IDP-STAT® magnetic wall bracket** with 10 pivoting document holders for wall mounting (including fixing clamps)
5600.150.M.WH	**Tarifold IDP-STAT® magnetic wall bracket** (magnetic) separate (without fixing clamps)

Tarifold IDP-STAT table stand

Table stand to fix pivoting document holders

dpv*link* 19813

Article	Type
5600.101	**Tarifold IDP-STAT table stand** with 10 pivoting document holders

Tarifold IDP-STAT® accessories

Accessories for wall bracket standard

dpv*link* 19878

Article	Type
5600.120	**Tarifold IDP-STAT telescopic table-top holder** suitable for wall bracket article 5600.100
5600.450.S	**Tarifold IDP-STAT swivel arm** suitable for wall bracket article 5600.100

DPV ELEKTRONIK

Weitere Artikel finden Sie unter www.compumet.ch

ESD Service-Kit

Service Kit

Service Kit as a mobile, protected workstation in customer service. For the mobile use the service kit is packed in a durable, antistatic transport bag.

The kit consists of an edged, multi-layered, dissipative vinyl work mat, which is completed by a 3m ground wire with alligator clip and an adjustable wrist strap with spiral cable for personnel grounding.

Tools and grounding systems can be kept in two separate, integrated pockets.

In compliance with ESD standard DIN EN 61340-5-1

dpv*link* 2181

Article	Type
2400.700.KIT	**Service Kit complete (red)** Mat: 610 x 610 mm

Service Kit ECOSTAT®

The permanently dissipative Service Kit is suitable for mobile applications. The blue mat has seamed edges and can be simply folded and fixed with an elastic band.

The kit consists of a TPC mat (thermoplastic polyurethane), with 2 x 10 mm snaps, spiral cable with adjustable wrist strap, 3 m grounding cable with large crocodile clip (VDE). It fulfills the requirements of DIN EN 61340-5-1.

In compliance with ESD standard DIN EN 61340-5-1

dpv*link* 19823

Article	Type
2400.FS.KIT	**Service Kit ECOSTAT®** Wrist strap and 3 m groundind cable with large crocodile clip (VDE) Size: 650 mm x 600 mm

ESD Service Kit Type 726 ECO

The ESD protection is often neglected or simply forgotten during mounting or installing work. But also in this case the endangering of ESD sensitive components and parts is very high.

The kit consists of a permanently dissipative vinyl work mat, is completed by a 3m ground wire with alligator clip and an adjustable wrist strap with spiral cable for personnel grounding.

Tools and grounding systems can be kept in two separate, integrated pockets.

In compliance with ESD standard DIN EN 61340-5-1

dpv*link* 19992

Article	Type
2401.726.ECO-red	**ESD Service Kit Type 726 ECO red** Mat: 650 x 600 mm
2401.726.ECO-blue	**ESD Service Kit Type 726 ECO blue** Mat: 650 x 600 mm

Turntables

ESD turntables octagon



- Upper material: conductive, cross-linked PE foam (6 mm), black
- Base: galvanized steel turntable
- very low profile (25 mm)
- load capacity max. 23 kg

In compliance with ESD standard DIN EN 61340-5-1

dpv*link* 18699

Article	Type
5805.47200	**ESD turntable**
5805.47201	**ESD turntable** Diameter: 394 mm

Climbing aids

Climbing aid robust metal construction

Climbing aid, conductive

- Height: 400 mm
- Diameter: 280mm
- robust metal construction

dpv*link* 19828

Article	Type
1750.410	Climbing aid, conductive

Kick-step stool, plastic

- Kick-step stool, conductive
- height (loaded): 420mm
- height (unloaded) 410 mm

dpv*link* 10101

Article	Type
1751.415	Kick-step stool, conductive

Waste containers / waste baskets

Wastebaskets, square

Wastebasket, volume conductive plastic
material: polypropylene, color: black
Imprint: ESD symbol, recycling symbol.

In compliance with ESD standard DIN EN 61340-5-1

dpv*link* 2315

Article	Volume	H [mm]	Dimensions LxW [mm]
5180.855	40 l	530 mm	330 x 330

Wastebaskets ESD

Wastebasket, volume conductive plastic
material: polypropylene
color: black
imprints: ESD symbol, recycling symbol.

In compliance with ESD standard DIN EN 61340-5-1

dpv*link* 2223

Article	Type	Volume	H [mm]
5180.850	Wastepaper basket round Ø 300 mm	14 l	320 mm
5180.854	Wastepaper basket round Ø 395 mm	35 l	420 mm
5180.860	Wastepaper basket rectangular 280 x 555 mm	60 l	590 mm
5180.860.D	Lid (for art. 5180.860)		40 mm

Waste container ESD

Volume conductive
very stable model,
Color: black,
Imprint: ESD symbol

In compliance with ESD standard DIN EN 61340-5-1

dpv*link* 2267

Article	Type	Dimensions LxW [mm]	H [mm]
5181.851	Waste container 120 liters	400 x 400	780 mm
5181.852	Waste container 50 liters	300 x 300	600 mm
5181.853	Waste container 25 liters	250 x 250	400 mm

Multi-purpose container

Multi-purpose container

- volume conductive polypropylene
- trolley with 4 conductive castors
- color: black
- Labeling: ESD symbol, recycling symbol

In compliance with ESD standard DIN EN 61340-5-1

Set consists of container, loose lid, trolley

dpv*link* 16772

Article	Type	Dimensions LxW [mm]	H [mm]
5180.890	Multi-purpose container 90 liters	510 x 490	600 mm
5180.890.D	Loose lid	510 x 460	50 mm
5180.890.D.S	Hinge (not conductive)	x	
5180.890.F	Trolley	370 x 370	140 mm
5180.890.SET	Multi-purpose container	510 x 490	725 mm

ESD Recycling bin ECO

- Electrostatically volume conductive HDPE, ESD symbol
- Color: black
- Dimensions: 950 x 470 x 550 or 1010 x 570 x 740 mm
- 2 versions available: with 2 castors or pedal and 2 castors
- Volume: 120 or 240 liters
- Application: ESD protected area / interior

In compliance with ESD standard DIN EN 61340-5-1

dpv*link* 23053

Article	Volume	H [mm]	W [mm]	D [mm]	Version
	ESD Recycling bin ECO				
5181.870-ECO	240 l	1010	570	740	2 castors
5181.871-ECO	120 l	950	470	550	2 castors
5181.870-ECO.FP	240 l	1010	570	740	pedal, 2 castors
5181.871-ECO.FP	120 l	950	470	550	pedal, 2 castors

Suitable waste bags 3110.852.1 (for 240 l container) and 3110.890 (for 120 l container) are separately available

Weitere Artikel finden Sie unter www.compumet.ch

ESD Steel sheet box wagon with tailboard

ESD compliant steel sheet box wagon for the electronics industry, ideal as a transport, material and waste wagon.

- Steel tube and section steel welded
- electrically conductive powder coating
- dark grey
- 2 ESD swivel castors and 2 ESD fixed castors
- solid rubber tyres electrically conductive
- locks on the swivel castors
- tailboard on one longitudinal side

Technical data

Total height:	1070 mm
Loading area:	1200 x 800 mm
Capacity:	500 kg
Wheel Ø:	200 mm

In compliance with ESD standard DIN EN 61340-5-1

dpv*link* 9826

Article		L [mm]	W [mm]	H [mm]	Load capacity [kg]
091.2843.ESD	ESD Steel sheet box wagon with tailboard	1330	825	1070	500

Waste bag holder

- Galvanized metal frame
- 4 conductive swivel castors
- Volume 125 liter
- Load capacity 30 kg
- ESD symbol
- For self-mounting
- For waste bags article no. 3110.850.1

In compliance with the ESD standard DIN EN 61340-5-1

dpv*link* 19826

Article	Volume	H [mm]	Dimensions LxW [mm]
5180.SH.125	120 l	900 mm	450 x 380

Waste bags

Waste bags ESD

D

04

PE-LD

Waste bags ESD, antistatic, amine-free polyethylene, recyclable, color: pink, imprinted with ESD symbol and recycling symbol.

In compliance with ESD standard DIN EN 61340-5-1

dpv*link* 2211

Article	W [mm]	L [mm]	H [mm]	Volume	Bags/roll	suitable for container
3110.850	200	300	600	30 l	500 piece	waste container / 25 l
3110.890	400	500	1200	190 l	100 piece	waste container / 160 l
3110.850.2	320	380	1100	120 l	100 piece	waste container / 90 l
3110.850.1	700		1100	120 l	100 piece	waste container / 90 l
3110.852.40	550	750	1800	240 - 300 l	40 piece	waste container / 240 l
3110.853	750	750	1800	600 - 700 l	75 piece	recyclable material collector

Waste bags dissipative

D

Dissipative polyethylene waste bags, recyclable
colors: red, green, blue
imprint: ESD symbol.
PU = 100 pieces

In compliance with ESD standard DIN EN 61340-5-1

dpv*link* 7972

Article	W [mm]	H [mm]	Volume	Bags/roll	suitable for container
3101.626.B	480	680	30 l	100 piece	14 / 25 l
3101.625.R	740	660	50 l	100 piece	35 / 50 l
3101.625.B	740	660	50 l	100 piece	35 / 50 l
3101.627.R	1080	350 - 460	110 - 130 l	100 piece	90 / 120 l
3101.627.G	1080	350 - 460	110 - 130 l	100 piece	90 / 120 l
3101.627.B	1080	350 - 460	110 - 130 l	100 piece	90 / 120 l

ESD Gusseted bags / covers

Dissipative gusseted bags / covers

- pink
- amine-free
- recyclable
- RoHs compliant

In compliance with ESD standard DIN EN 61340-5-1

In compliance with ESD standard DIN EN 61340-5-1

dpv*link* 13869

Article	W [mm]	L [mm]	H [mm]	PU	Thickness [mm]
3110.629.25	400	600	700	25 piece	0.05
3110.629.250	400	600	700	250 piece	0.05
3110.630.500	340	440	500	500 piece	0.05
3110.635.0900	850	1250	900	40 piece	0.15
3110.635.1850	850	1250	1850	40 piece	0.15

Cleaning trolleys / brooms / vacuum cleaners

ESD Cleaning trolley type RW-1205 ESD

ESD Cleaning trolley type RW-1205 ESD for the maintenance cleaning in ESD protective areas

- sturdy metal frame (chrome-plated)
- 4 swivel castors ESD 100 mm
- Dimensions: 620 x 570 x 1000 mm
- suitable garbage bags 3110.850.2

consisting of
basic frame X-shape with swivel castors ESD, holding frame for garbage bags 120l, holding frame with 2 wire baskets

dpv*link* 21911

Article	Type
2900.RW-1205.ESD	ESD Cleaning trolley type RW-1205 ESD

DPV ELEKTRONIK

Weitere Artikel finden Sie unter www.compumet.ch

ESD Recycling cart single capacity

ESD recycling cart single capacity

- sturdy metal frame (chrome-plated)
- 4 swivel castors ESD 100 mm
- Dimensions: 500 x 500 x 1060 mm
- suitable garbage bags 3110.850.2

consisting of
basic frame single capacity with swivel castors ESD, holding frame for garbage bags 120l, sidestay, garbage bag clip (3 pieces)

dpv*link* 17043

Article	Type
2900.TW-100.ESD	ESD recycling cart single capacity

ESD Recycling cart double capacity

ESD recycling cart double capacity

- sturdy metal frame (chrome-plated)
- 4 swivel castors ESD 100 mm
- Dimensions: 820x 500 x 1060 mm
- suitable garbage bags 3110.850.2

consisting of
basic frame double capacity with swivel castors ESD, 2 holding frames for garbage bags 120l, 2 sidestays, 2 x garbage bag clip (3 pieces)

dpv*link* 17045

Article	Type
2900.TW-200.ESD	ESD recycling cart double capacity

ESD cleaning trolley

NEU

Easily maneuvrable and compact ESD cleaning trolley

- metal frame (galvanized)
- 4 ESD swivel castors (2 x with locks)
- dimensions: 900 x 550 x 1000 mm
- for 120 liter bags
- suitable waste bags 3110.850.1
- suitable bucket 6105.B9

In compliance with ESD standard DIN EN 61340-5-1

Delivery **without** bucket and waste bags

dpv*link* 25189

Article	Type
5180.RW	ESD cleaning trolley 900 x 550 x 1000 mm

Dustpan set

- Electrostatically conductive bristles 45 mm
- 5 bristle rows
- Brush length: 190 mm
- Brush width: 30 mm
- Brush with conductive aluminium handle, length 760 mm
- Shovel made of conductive plastic, width: 260 mm, height: 870 mm with conductive aluminium handle
- ESD symbol

dpv*link* 2311

Article	Type
6101.K	Dustpan Set

Dustpan Set

- Electrostatically conductive
- stick made of aluminum 740 mm
- Brush width: 250 mm
- Shovel 250 x 300 mm
- Collecting container foldable
- With ESD symbol

dpv*link* 17297

Article	Type
6101.KS170	Dustpan Set

Brooms

- Electrostatically conductive 35 mm bristles
- aluminium stick 1480 mm
- Brush width: 400 mm / 500 mm

dpv*link* 2302

Article	Type
6101.400	Broom, 400 mm wide
6101.500	Broom, 500 mm wide

Dustpan

6101.S.290

- ESD symbol
- electrostatically volume conductive plastic

dpv*link* 15405

Article	Type
6101.S.290	**Dustpan** 290 mm wide / 200 mm deep
6105.S.290.K	**Dustpan** 310 mm wide / 160 mm deep
6105.S.290.SET	**Dustpan set** width 310 mm / depth 160 mm

Hand brush

6101.160.N

6101.161

6105.140.K

- For cleaning table mats
- with ESD symbol
- Electrostatically volume conductive plastic

dpv*link* 7982

Article	Type
6101.160.N	**Hand brush** Bristle surface 160 mm
6101.161	**Hand brush** Bristle surface 180 mm
6105.140.K	**Hand brush** Bristle surface 340 mm

Bucket ESD 9 liters

- permanently volume conductive polypropylene through carbon
- ESD warning logo
- recycling logo

In compliance with ESD standard DIN EN 61340-5-1

dpv*link* 23250

Article	Version	Volume	H [mm]
6105.B9	bucket	9 l	275
6105.B9.D	lid		

Bucket ESD

- volume conductive polypropylene
- with handle
- color: black
- ESD logo

In compliance with ESD standard DIN EN 61340-5-1

dpv*link* 17295

Article	Volume	H [mm]	Color
5181.1400	14 l	259	black

ESD Spatula

- for the removal of adhesive residues etc
- ESD symbol
- dimensions: 75 x 250 mm
- electrostatically volume conductive plastic

dpv*link* 21640

Article	Type
6105.SP.75	ESD spatula

ESD Vacuum cleaner

Conductive vacuum cleaner for the use in ESD protective zones, housing made of volume conductive polypropylene, ESD logo

Technical data:

Power:	1100 Watt (220 - 240 V)
Max. suction power:	max. 210 mbar
Noise level:	62 dB (A)
Weight/capacity:	4.60 kg / approx. 12 liter
Dimensions:	390 x 340 x 240 mm
Cleanroom class:	by filter kits

In compliance with ESD standard DIN EN 61340-5-1

Scope of delivery:
vacuum cleaner incl. 10 m cable, 3.0 m special suction hose, 1.3 m suction pipe, 4 different attachments (see figure)

dpv*link* 19033

Article	Type
7380.EPA-VAC.S	ESD vacuum cleaner type 888-ESD-S GS
7380.EPA-VAC.SE	ESD vacuum cleaner type 888-ESD-S-E GS, adjustable

Filters and vacuum cleaner bags for ESD vacuum cleaner type 888-ESD

dpv*link* 19130

	Article	Type
	7380.ISO7-KIT	**Cleanroom filter kit ISO 7** • consisting of: 7380.MT-851, 7380.MT-853, 7380.MT-857 • suitable for ESD vacuum cleaner (art. No 7380.EPA-VAC.S and 7380.EPA-VAC.SE) • DIN EN ISO 14644-1 for cleanroom ISO 7
	7380.MT-851	**Filter bag meltblown / special** Plastic filter bag -special- / dust class M PU = 10 pieces, bag volume 12 liter

DPV ELEKTRONIK

Weitere Artikel finden Sie unter www.compumet.ch

dpv*link* 19130

Article	Type
7380.MT-852	**Activated carbon cover for HEPA motor filter** for MT-852
7380.MT-853	**Motor filter HEPA H14**
7380.MT-857	**Air filter "Air Exit" HEPA H14**

Service vacuum cleaner

Conductive vacuum cleaner for the service area applicable for cleaning electrical cabinets, computers, copiers, laser printers etc. Light, compact device (880 W), housing made of conductive polypropylene, with conductive carrying case, ventilator set optionally available.

All vacuum cleaners are available with or without conductive case.

In compliance with ESD standard DIN EN 61340-5-1

dpv*link* 2037

Article	Type
7350.555.S	**ESD service vacuum cleaner type 555 ESD S GS** with conductive case
7350.555.S-OK	**ESD service vacuum cleaner type 555 ESD-S GS** without case
7350.555.SE	**ESD service vacuum cleaner type 555-ESD-SE GS, adjustable** with conductive case
7350.555.SE-OK	**ESD service vacuum cleaner type 555 ESD-S GS, adjustable** without case
7350.555.SE.HEPA	**ESD service vacuum cleaner type 555 ESD SE HEPA GS, adjustable** without conductive case
7350.555.SE.HEPA-OK	**ESD service vacuum cleaner type 555 ESD-SE HEPA GS, adjustable** without case

Filters and bags for service vacuum cleaner

dpv*link* 10375

Article	Type
7350.535.705E	**Medical output filter PH-705 ESD** "Medic Air HEPA"
7350.535.722	**Replacement dust bag** PU = 5 pieces
7350.535.725	**Micro motor filter**

dpv*link* 10375

Article	Type
7350.535.726	**HEPA Micro motor filter**
7350.535.708	**Two-piece blower set 70-200 cm**
7350.535.708.L	**Two-piece blower set 105-350 cm**

Service / ESD vacuum cleaner accessories

dpv*link* 2044

Article	Type
7350.535.05	**Flexible rubber nozzle, 300 mm long, Ø 14 mm**
7350.535.07	**Flexible rubber nozzle, 300 mm long, Ø 14 mm** with brush Ø 23 mm / hard bristles
7350.535.07.MB	**Replacement brush for flexible rubber nozzle 7350.535.07** hard bristles 1 pair
7350.535.08	**Flexible rubber nozzle, 300 mm long, Ø 14 mm** with brush Ø 23 mm / medium-hard bristles
7350.535.08.MB	**Replacement brush for flexible rubber nozzle 7350.535.08** medium-hard bristles 1 pair
7350.535.09	**Rubber nozzle flexible, length 340 mm, Ø 14 mm** with brush Ø 23 mm / soft bristles
7350.535.09.MB	**Replacement brush for flexible rubber nozzle 7350.535.09** soft bristles 1 pair
7350.535.19	**Rubber nozzle length 430 mm Ø 16 mm**
7350.535.11	**Attachable brush hard bristles**
7350.535.12	**Attachable brush medium-hard bristles**
7350.535.04	**Brush set 6-piece MICRO complete** with 5 attachable brushes hard/medium/soft and push-on nozzle
7350.535.17	**Flat crevice nozzle**
7350.535.26	**Rubber round nozzle**
7350.535.23	**Floor nozzle made of aluminium** Width 145 mm
7350.535.18	**Hose extension length 85-350 cm**

Vacuum cleaner with air cleaning function DP 2002 ESD

NEU

Vacuum cleaner with air cleaning function for the use in ESD protected zones designed to reduce effectively toxic and harmful substances as well as viruses and bacteria at the workplace. The versatile applications make other cleaning equipment superfluous, and you will save energy and subsequent costs.

The air is automatically cleaned with every cleaning process. The air cleaning is copied from nature. The cleaner sucks in the dirty air and washes it in the water. The dust is bound in the water and so the air remains always pleasantly clean.

- ideal for blowing out cracks e.g. in the inside of devices
- suitable for cleaning upholsteries and all types of floorings
- deep cleaning of carpets
- longer cleanliness, even with smooth floors
- extensive removal of allergenes
- more effective working time
- no subsequent costs for waste bags, only costs for power consumption
- incl. suction hose 2m

Technical data:

Dimensions (LxWxH):	395 x 335 x 470 mm
Housing material:	ABS plastic with ESD coating
Engine power:	950 Watt (230 V / 50 Hz)
Air volume per hour:	150 m^3
Noise level:	69 dB (A)
Weight:	7.8 kg (empty)
Filling capacity:	2 liters of water
Protection class:	IP X4

In compliance with the ESD standard DIN EN 61340-5-1

Accessories standard 7350.535.Set consisting of:

- Extension tube set 3 pcs 7350.535.28
- Floor nozzle PP 7350.535.27.PP
- Rubber nozzle flexible 7350.535.20
- Crevice nozzle flat 7350.535.17
- Attachable brush 7350.535.12

dpv*link* 25346

Article	Type
7390.2002	**Vacuum cleaner with air cleaning function DP 2002 ESD** incl. suction hose 3m
7350.535.Set	**Accessory kit for ESD vacuum cleaner**

Accessories

7350.535.05	**Flexible rubber nozzle, 300 mm long, Ø 14 mm**
7350.535.07	**Flexible rubber nozzle, 300 mm long, Ø 14 mm** with brush Ø 23 mm / hard bristles
7350.535.07.MB	**Replacement brush for flexible rubber nozzle 7350.535.07** hard bristles 1 pair
7350.535.08	**Flexible rubber nozzle, 300 mm long, Ø 14 mm** with brush Ø 23 mm / medium-hard bristles
7350.535.08.MB	**Replacement brush for flexible rubber nozzle 7350.535.08** medium-hard bristles 1 pair
7350.535.09	**Rubber nozzle flexible, length 340 mm, Ø 14 mm** with brush Ø 23 mm / soft bristles
7350.535.09.MB	**Replacement brush for flexible rubber nozzle 7350.535.09** soft bristles 1 pair
7350.535.19	**Rubber nozzle length 430 mm Ø 16 mm**
7350.535.11	**Attachable brush hard bristles**
7350.535.12	**Attachable brush medium-hard bristles**
7350.535.04	**Brush set 6-piece MICRO complete** with 5 attachable brushes hard/medium/soft and push-on nozzle
7350.535.17	**Flat crevice nozzle**
7350.535.26	**Rubber round nozzle**
7350.535.23	**Floor nozzle made of aluminium** Width 145 mm
7350.535.18	**Hose extension length 85-350 cm**

DPV ELEKTRONIK

Weitere Artikel finden Sie unter www.compumet.ch

ESD Dispensing bottles / dispensers

Dispenser durAstatic™ ESD -NEUTRAL-

ESD Dispenser durAstatic™

- embossed ESD-Symbol
- no volatile additives - reduces contamination risks for the contents
- permanently antistatic
- dispenser WITHOUT IMPRINT

In compliance with ESD standard DIN EN 61340-5-1

One Touch / Take Along:
The pump provides an opening in the center of the dish to allow the liquid to seep back into the bottle and avoid an evaporation. The Take Along has additional a locking device to ensure a safe transportation.

One Touch

Take Along

Pure Touch / Pure Take:
The pump has a back flow valve which prevents liquids from going back into the bottle and contaminating the contents. The Pure Take has additional a locking device to ensure a safe transportation.

Pure Touch

Pure Take

dpv*link* 16296

Article	Type
	-Farbe: gelb-
2070.276	**Dispenser durAstatic™ type 35-276 ESD** One-touch-pump, 180 ml, yellow
2070.267	**Dispenser durAstatic™ type 35-267 ESD** Pure-touch-pump, 180 ml, yellow
2070.268	**Dispenser durAstatic™ type 35-268 ESD** Pure-take pump, 180ml, yellow
	-Farbe: grün-

dpv*link* 16296

Article	Type
2070.273	**Dispenser durAstatic™ type 35-273 ESD** One-touch pump, 180ml, green
	-Farbe: orange-
2070.270	**Dispenser durAstatic™ type 35-270 ESD** One-touch pump, 180ml, orange
	-Farbe: blau-
2070.282	**Dispenser durAstatic™ Type 35-282 ESD** One-Touch pump, 120 ml, blue
2070.283	**Dispenser durAstatic™ Type 35-283 ESD** One-Touch pump, 180 ml, blue
2070.284	**Dispenser durAstatic™ Type 35-284 ESD** One-Touch pump, 240 ml, blue
2070.287	**Dispenser durAstatic™ Type 35-287 ESD** Take-Along pump, 180 ml, blue
2070.286	**Dispenser durAstatic™ Type 35-286 ESD** Pure-Take pump, 180 ml, blue

Dispenser durAstatic™ ESD -ACETONE-

ESD Dispenser durAstatic™

- embossed ESD symbol
- no volatile additives - reduces the risks of contamination for the contents
- permanently antistatic

In compliance with ESD standard DIN EN 61340-5-1

dpv*link* 18234

Article	Type
2070.277.AC	**Dispenser durAstatic™ Type 35-277.AC ESD** One-Touch-Pump, 180 ml, yellow Imprint "Aceton"
2070.274.AC	**Dispenser durAstatic™ Type 35-274.AC ESD** One-Touch-pump, 180 ml, green Imprint "Aceton"
2070.271.AC	**Dispenser durAstatic™ Type 35-271.AC ESD** One-Touch-pump, 180 ml, orange Imprint "Acetone"
2070.288.AC	**Dispenser durAstatic™ Type 35-288.AC ESD** One-Touch pump, 240 ml, blue Imprint "Acetone"

Dispenser durAstatic® ESD -ACETONE- with GHS label NEU

ESD Dispenser durAstatic®

- GHS symbol
- embossed ESD symbol
- no volatile additives - reduces contamination risks for the contents
- permanently dissipative

In compliance with ESD standard DIN EN 61340-5-1

dpv*link* 24601

Article	Type
2070.291.AC	**Dispenser durAstatic® type 35-254 AC ESD** One-Touch-Pump, 180 ml, yellow Imprint "Aceton", with GHS label
2070.293.AC	**Dispenser durAstatic® type 35-257 AC ESD** One-Touch-Pump, 180 ml, orange Imprint "Aceton", with GHS label
2070.294.AC	**Dispenser durAstatic® type 35-258 AC ESD** One-Touch-Pump, 180 ml, green Imprint "Aceton", with GHS label

Dispenser durAstatic™ ESD -Isopropanol IPA-

ESD Dispenser durAstatic™

- embossed ESD symbol
- no volatile additives - reduces the risks of contamination for the contents
- permanently antistatic

In compliance with ESD standard DIN EN 61340-5-1

dpv*link* 18235

Article	Type
2070.278.IPA	**Dispenser durAstatic™ Type 35-278.IPA ESD** One-Touch-Pump, 180 ml, yellow Imprint "Isopropanol (IPA)"
2070.275.IPA	**Dispenser durAstatic™ Typ 35-275.IPA ESD** One-Touch-Pump, 180 ml, grün Aufdruck "Isopropanol (IPA)"
2070.272.IPA	**Dispenser durAstatic™ Typ 35-272.IPA ESD** One-Touch-Pump, 180 ml, orange Imprint "Isopropanol (IPA)"
2070.289.IPA	**Dispenser durAstatic™ Type 289.IPA ESD** One-Touch pump, 240 ml, blue Imprint "Isopropanol (IPA)"

Dispenser durAstatic® ESD -ISOPROPANOL- with GHS label

NEU

ESD Dispenser durAstatic®

- GHS symbol
- embossed ESD symbol
- no volatile additives - reduces the risks of contamination for the contents
- permanently dissipative

In compliance with ESD standard DIN EN 61340-5-1

dpv*link* 24662

Article	Type
2070.290.IPA	**Dispenser durAstatic® type 35-249 IPA ESD** One-Touch-Pump, 180 ml, yellow Imprint "Isopropanol", with GHS label
2070.292.IPA	**Dispenser durAstatic® type 35-252 IPA ESD** One-Touch-Pump, 180 ml, orange Imprint "Isopropanol", with GHS label
2070.294.IPA	**Dispenser durAstatic® type 35-253 IPA ESD** One-Touch-Pump, 180 ml, green Imprint "Isopropanol", with GHS label

Dispenser durAstatic® ESD -FLUX REMOVER-

ESD Dispenser durAstatic®

- embossed ESD symbol
- no volatile additives - reduces the risks of contamination for the contents
- permanently antistatic

In compliance with ESD standard DIN EN 61340-5-1

dpv*link* 18237

Article	Type
2070.595.FR	**Dispenser durAstatic™ Typ 35-595 ESD** One-Touch-Pump, 180 ml, yellow Imprint "FLUX REMOVER"
2070.594.FR	**Dispenser durAstatic™ Typ 35-594 ESD** One-Touch-Pump, 180 ml, blue Imprint "FLUX REMOVER"

Dispensing bottles ESD durAstatic®

- ESD dispensing bottles
- material: LDPE durAstatic® plastic
- dissipative
- yellow with ESD logo

In compliance with ESD standard DIN EN 61340-5-1

dpv*link* 4959

Article	Type
2070.350	Dispensing bottles ESD durAstatic® yellow, 500 ml

ESD water bottles durAstatic®

NEU

- ESD water bottles
- material: LDPE durAstatic® plastic
- dissipative
- blue or yellow with ESD logo

In compliance with ESD standard DIN EN 61340-5-1

dpv*link* 24676

Article	Type
2070.325	ESD water bottles durAstatic®, 240 ml
2070.351	ESD water bottles durAstatic®, 475 ml

ESD dispensing bottles durAstatic®

NEU

- ESD dispensing bottles
- material: LDPE durAstatic® plastic
- dissipative
- blue or yellow with ESD logo
- for water or isopropanol

In compliance with ESD standard DIN EN 61340-5-1

dpv*link* 24671

Article	Type
2070.325.DW	ESD water bottle durAstatic® "DI WATER", 240 ml
2070.325.IPA	ESD water bottle durAstatic® "ISOPROPANOL", 240 ml
2070.351.DW	ESD water bottle durAstatic® "DI WATER", 475 ml
2070.351.IPA	ESD water bottle durAstatic® "ISOPROPANOL", 475 ml

ESD Dispenser bottles

ESD dispenser bottles
Material: HDPE plastic,
electrostatically dissipative
light blue or yellow with ESD logo
In compliance with ESD standard DIN EN 61340-5-1

dpv*link* 20435

Article	Type
2070.35-004	Dispenser bottles light blue ESD, 250 ml
2070.35-004.gelb	Dispenser bottles yellow ESD, 250 ml
2070.35-005	Dispenser bottles light blue ESD, 500 ml

DPV ELEKTRONIK

Weitere Artikel finden Sie unter www.compumet.ch

ESD spray bottle durAstatic®

NEU

- ESD spray bottle
- material: LDPE durAstatic® plastic
- blue or yellow with ESD logo
- dissipative

In compliance with ESD standard DIN EN 61340-5-1

dpv*link* 24666

Article	Type
2070.35796	ESD spray bottle durAstatic®, yellow, 240 ml
2070.35797	ESD spray bottle durAstatic®, blue, 240 ml
2070.35798	ESD spray bottle durAstatic®, yellow, 475 ml
2070.35799	ESD spray bottle durAstatic®, blue, 475 ml

ESD Spray bottle

ESD spray bottle
Material: HDPE plastic,
electrostatically dissipative
light blue or yellow with ESD logo
In compliance with ESD standard DIN EN 61340-5-1

dpv*link* 20439

Article	Type
2070.35-006	ESD spray bottle, light blue, 250 ml
2070.35-006.gelb	ESD spray bottle, yellow, 250 ml
2070.35-007	ESD spray bottle, light blue, 500 ml

ESD Water bottle

ESD water bottle
Material: HDPE plastic,
electrostatically dissipative
light blue or yellow with ESD logo
In compliance with ESD standard DIN EN 61340-5-1

dpv*link* 20441

Article	Type
2070.35-008	ESD water bottle, light blue, 250 ml
2070.35-008.gelb	ESD water bottle, yellow, 250 ml
2070.35-009	ESD water bottle, light blue, 500 ml

Flux-Dispenser durAstatic™ ESD

ESD durAstatic™ Flux Dispenser made of Inherently Dissipative Polymer, permanently dissipative, blue or yellow
Dispensing needle with thread
durAstatic™ = permanently disspative due to network structure
In compliance with ESD standard DIN EN 61340-5-1

dpv*link* 20268

Article		Thread	Size	Internal Ø	Color
2070.35566	ESD Flux-Dispenser 60 ml blue	yes	16	1.35 mm	purple
2070.35564	ESD Flux-Dispenser 60 ml blue	yes	20	0.58 mm	yellow
2070.35563	ESD Flux-Dispenser 60 ml blue	yes	26	0.24 mm	white
2070.35572	ESD Flux-Dispenser 60 ml yellow	yes	20	0.58 mm	yellow
2070.35571	ESD Flux-Dispenser 60 ml yellow	yes	26	0.24 mm	white

ESD Labelling

Self-adhesive paper labels

Label ESD protection (roll)

ESD warning label, self-adhesive paper
Symbol (roll = 1000 pcs); square

dpv*link* 1279

Article	Dimensions LxW	Count	Type
2860.002	12.5 x 12.5 mm	1000 piece	Roll
2860.003	50 x 50 mm	1000 piece	Roll

Label ESD (roll)

ESD warning label, self-adhesive paper
Symbol (roll = 1000 pcs)

dpv*link* 1090

Article	Dimensions LxW	Count	Type
2855.001	5 x 5.0 mm	1000 piece	Roll
2855.002	12.5 x 12.5 mm	1000 piece	Roll
2855.003	50 x 50 mm	1000 piece	Roll
2855.004	25 x 25 mm	1000 piece	Roll

Label ESD round (roll)

ESD warning label, self-adhesive paper
round 6 mm / symbol (roll = 4000 pcs)

dpv*link* 1282

Article	Ø	Count	Type
2850.6	6.0 mm	4000 piece	Roll

Label Handling instructions

ESD warning label, self-adhesive paper

Label in German

dpv*link* 1297

Article	Dimensions LxW	Count	Type
2850.3675.d	36 x 75 mm	1000 piece	Roll

Label Handling instructions

ESD warning label, self-adhesive paper

Label in English

dpv*link* 1294

Article	Dimensions LxW	Count	Type
2850.3675.e	36 x 75 mm	1000 piece	Roll

Label Trained personnel

ESD warning labels, self-adhesive paper
Label German / English

dpv*link* 1299

Article	Dimensions LxW	Count	Type
2850.26105.de	105 x 26 mm	1000 piece	Roll

ESD Label

ESD warning label, self-adhesive paper

Label in English, French and German

dpv*link* 1301

Article	Dimensions LxW	Count	Type
2850.26138.def	26 x 138 mm	1000 piece	Roll

Labels Type 129LABEL

Warning label according to MIL-STD-129
The label shows a warning symbol in strict accordance to the new military standard.

dpv*link* 13162

Article	Dimensions LxW	Count	Type
3M-129LABEL	50 x 50 mm	500 piece	roll

Attention labels Type ALABEL

Attention Sticker
This warning label, in accordance with JEDEC / EIA, shows the hand symbol. The label can be individually written on and is therefore versatile.

dpv*link* 13164

Article	Dimensions LxW	Count	Type
3M-ALABEL	64 x 46 mm	500 piece	roll

Attention labels Type ALABEL5/8X2

Attention stickers, small
This approx. 16 x 50 mm large warning label is, in accordance with JEDEC / EIA, especially suitable for the sealing of protective bags.

dpv*link* 13166

Article	Dimensions LxW	Count	Type
3M-ALABEL5/8x2	16 x 50 mm	1000 piece	roll

Labels Type 113LABEL



Moisture warning label
For the use on protective bags against moisture. The sticker shows the warning symbol and information in accordance with IPC/JEDEC J-STD-033 and JEDEC113.

dpv*link* 13160

Article	Dimensions LxW	Count	Type
3M-113LABEL	100 x 100 mm	100 piece	roll

Self-adhesive film labels

Label ESD triangular

ESD warning label, triangular

PVC film self-adhesive, DIN 40021

Version: 8 - 50 mm label without yellow edge

dpv*link* 1304

Article	L [mm]	Count	Type
2850.630	8	117 piece	Sheet
2850.12.5	12.5	1000 piece	Roll
2850.632.500	25	500 piece	Roll
2850.633.500	50	500 piece	Roll

Label ESD or EPA protection

ESD and EPA warning label
PVC film, self-adhesive

dpv*link* 1315

Article		Dimensions LxW	Count	Type
2850.3025.ESD	ESD	30 x 25 mm	50 piece	Sheet
2850.3025.EPA	EPA	30 x 25 mm	50 piece	Sheet
2850.6060.EPA	EPA	60 x 60 mm	12 piece	Sheet
2850.9898.EPA	EPA	98 x 98 mm	1 piece	single

Label EPA Protection round

EPA warning label, PVC film (self-adhesive)
round 10 mm

dpv*link* 22055

Article	Ø	Count	Type
2850.10.EPA	10 mm	204 piece	sheet

Warning label EPA

Warning label EPA
PVC film, self-adhesive

dpv*link* 16601

Article	Dimensions LxW	Count	Type
2850.3030.rot	30 x 30 mm	30 piece	sheet

DPV ELEKTRONIK
Weitere Artikel finden Sie unter www.compumet.ch

Label Handling instructions

Label German / English

dpv*link* 1317

Article	Dimensions LxW	Count	Type
2850.635.500	18 x 37 mm	500 piece	Roll
2850.636.500	26 x 52 mm	500 piece	Roll
2850.637.500	37 x 74 mm	500 piece	Roll
2850.638.500	52 x 105 mm	500 piece	Roll

Label Trained personnel

Label German / English

dpv*link* 1330

Article	Dimensions LxW	Count	Type
2850.635-2.500	18 x 37 mm	500 piece	Roll
2850.636-2.500	26 x 52 mm	500 piece	Roll
2850.637-2.500	37 x 74 mm	500 piece	Roll
2850.638-2.500	52 x 105 mm	500 piece	Roll

Label Grounding point

ESD symbol 20 x 40 mm,
"EBP" ground contact point, PVC film (PU/sheet= 30 pcs)

dpv*link* 1345

Article	Dimensions LxW	Count	Type
2850.2040	20 x 40 mm	30 piece	Sheet

Package seal

Package seal 50 x 35 mm
tamper-proof - tears when being removed
labeling: German/English
PVC foil (reel= 500 pieces)

dpv*link* 16605

Article	Dimensions LxW	Count	Type
2850.645.500	50 x 35 mm	500 piece	roll

Package seal

- special PE sealing label self-destroying when removed
- self-adhesive
- bilingual German / English
- Core diameter: 40 mm
- Roll = 1000 pieces

dpv*link* 17711

Article	Dimensions LxW	Count	Type
2850.SEC	105 x 26 mm	1000 piece	roll

Label base for test badge

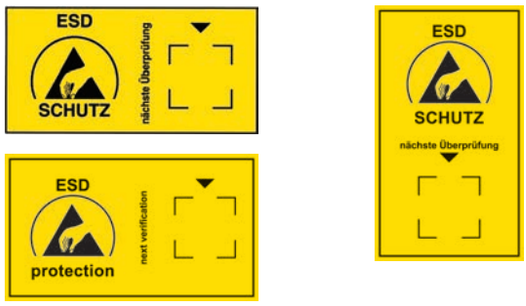

dpv*link* 1915

Article	Type	W [mm]	L [mm]	Count
2850.6035	Label base for test badge	35	60	30 piece
2850.6035.e	Label base for test badge -English-	35	60	30 piece
2850.6035.02	Label base for test badge Portrait	35	60	30 piece
2850.6035.22	Test badge square year 2022	15	15	30 piece
2850.6035.23	Test badge square year 2023	15	15	30 piece
2850.6035.24	Test badge square year 2024	15	15	30 piece
2850.6035.25	Test badge square year 2025	15	15	30 piece
2850.6035.26	Test badge square year 2026	15	15	30 piece

dpv*link* 24654

Article	Type	Ø	Count
2850.6035.22.R	Test badge round year 2022	20 mm	30 piece
2850.6035.23.R	Test badge round year 2023	20 mm	30 piece
2850.6035.24.R	Test badge round year 2024	20 mm	30 piece
2850.6035.25.R	Test badge round year 2025	20 mm	30 piece
2850.6035.26.R	Test badge round year 2026	20 mm	30 piece

Warning labels for ESD workplaces and EPA

Warning label Protected workstation

Warning label, self-adhesive, PVC film one-side printing in German and English

dpv*link* 3007

Article	L [mm]	W [mm]
2850.10050.EPA	50	100

Warning signs for ESD workstations

one-sided printing, plastic label with suspension holes
[Texts d = German / e = English]

dpv*link* 1354

Article	L [mm]	W [mm]	Material	Thickness [mm]
2850.300500.d	500	300	film / auto-adhesive	
2850.300500.e	300	500	film / SA	
2855.142.d	150	300	Plastic	3
2855.143.d	300	600	Plastic	3

double-sided printing, hardfoam plate with suspension holes
[Texts d = German / e = English]

dpv*link* 7335

Article	L [mm]	W [mm]	Material	Thickness [mm]
2850.300500.KS.d	300	500	Plastic	3
2850.300500.KS.e	300	500	Plastic	3

Warning label - No deposit

Warning sticker - no deposit of assemblies

100 x 70 mm in landscape format
Labeling: German
PVC film (PU = 50 pieces)
suitable for outdoor

PU = 10 pieces

dpv*link* 19817

Article	Dimensions LxW
2850.10070.de	70 x 100 mm

Warning labels for area identification

one-sided printing, plastic label with suspension holes,
[Text d = German / de = German + English]

dpv*link* 8017

Article	L [mm]	W [mm]	Material	Thickness [mm]
2855.148.de	150	300	Plastic	3
2855.148.d	150	300	Plastic	3
2855.149.de	300	600	Plastic	3
2855.149.d	300	600	Plastic	3

Lead-free labels

Lead-free label "lead free", type 1

Green, imprint in black, dual web, permanently self-adhesive

dpv*link* 7314

Article	Ø	Count	Type	Material
2820.2041.20.T1	20 mm	3000 piece	Roll	paper
2820.2041.30.T1	30 mm	3000 piece	Roll	paper

Lead-free label "RoHS" type 2

green, imprint in black
dual web, permanently adhesive

dpv*link* 7318

Article	Ø	Count	Type	Material
2820.2042.10.T2	10 mm	5000 piece	Roll	vinyl
2820.2042.20.T2	20 mm	3000 piece	Roll	paper

Lead-free label "Pb", type 3

white, imprint in red and black
dual web, permanently adhesive

dpv*link* 7321

Article	Ø	Count	Type	Material
2820.2043.10.T3	10 mm	5000 piece	Roll	paper

Marking arrows

Marking arrows

Marking arrows for labeling imperfections and defective parts.
Vinyl fabric with high adhesion - removable without any adhesive residues.
Colors: red, yellow
Dimensions: length 6.4mm, width: 3.2mm

dpv*link* 15763

Article	W [mm]	L [mm]	Count	Type	Color
2820.2052.rot	3.2	6.4	564 piece	sheet	red
2820.2052.gelb	3.2	6.4	564 piece	sheet	yellow

DPV ELEKTRONIK
Weitere Artikel finden Sie unter www.compumet.ch

Marking arrows

Marking arrows for labeling imperfections and defective parts
Color: red, yellow
Dimensions: length: 5 mm, width: 2 mm.

dpv*link* 1919

Article	W [mm]	L [mm]	Count	Type	Color
2820.2050	2	5	720 piece	sheet	red
2820.2050.gelb	2	5	720 piece	Sheet	yellow

Marking arrows

Marking arrows for labeling imperfections and defective parts
Colors: red, yellow
Dimensions: length: 7.6 mm, width: 6.3 mm.

dpv*link* 7324

Article	W [mm]	L [mm]	Count	Type	Color
2820.2051.rot	6.3	7.6	180 piece	Sheet	red
2820.2051.gelb	6.3	7.6	180 piece	Sheet	yellow

Adhesive tapes

PP Grid Adhesive tape

Grid adhesive tape (PP), dissipative surface, conductive grid, with ESD symbol.
Core diameter: 76 mm

dpv*link* 1421

Article	W [mm]	Roll length [m]
2820.3462.12	12	36
2820.3462.18	18	36
2820.3462.24	24	36
2820.3462.48	48	36

Adhesive tape type WESCORP™, transparent

Quality ESD adhesive tape WESCORP™

antistatic, no printing, clear/transparent

plastic core with different diameters

dpv*link* 15730

Article	W [mm]	Roll length [m]	Core diameter
2820.242290	12	33	25 mm
2820.242291	18	33	25 mm
2820.242292	24	33	25 mm
2820.242293	12.0	66	76 mm
2820.242294	18	66	76 mm
2820.242295	24	66	76 mm
2820.242296	48	66	76 mm

Adhesive tape antistatic, transparent

Adhesive tape, dissipative cellophane, transparent, unprinted. Suitable for sealing film bag etc.
Core diameter: 76 mm

dpv*link* 20012

Article	W [mm]	Roll length [m]
2825.5512.K	12	66
2825.5519.K	19	66
2825.5525.K	25	66
2825.5548.K	50	66

Adhesive tape, dissipative

Adhesive tape, transparent with imprint

- dissipative cellophane
- Color: red, yellow or black
- Minimized charging behavior
- ESD symbol
- Lettering "Antistatic Tape"
- For the labeling of bulky goods
- Core diameter 76 mm

dpv*link* 1426

Article	W [mm]	Roll length [m]	Color
2820.1266.Y	12.0	66	yellow / transparent
2820.1266.ZB	12.0	66	black / transparent
2820.1966	19	66	red / transparent
2820.1966.Y	19	66	yellow / transparent
2820.1966.ZB	19	66	black / transparent
2820.2566.Y	25	66	yellow / transparent
2820.2566.ZB	25	66	black / transparent
2820.4866.ZB	48	66	black / transparent

Paper adhesive tape

Environmentally friendly packaging tape, biodegradable, can be used with customary hand dispenser and automatic tape dispenser.
Material: kraft paper
diameter: 76 mm

dpv*link* 1410

Article	W [mm]	Roll length [m]
2800.T.5066.de	50	66
2800.T.3866.de	38	66

PVC adhesive tape

PVC adhesive tape

- permanently dissipative
- minimized charging behavior
- Color: yellow with ESD symbol
- Core diameter: 76 mm

In compliance with ESD standard DIN EN 61340-5-1

dpv*link* 16563

Article	W [mm]	Roll length [m]
2820.12733.Y	12.70	33
2820.25433.Y	25.40	33

Dissipative PVC adhesive tape

Dissipative PVC adhesive tape, minimized charging behavior
Core diameter: 76 mm
Imprint: ESD logo

dpv*link* 1415

Article	W [mm]	Roll length [m]	Color
2820.5066.IDP	50	66	green

Floor marking tape (roll)

for access marking, printed with permanent labeling, abrasion-resistant
Core diameter: 76 mm, width: 50 mm

Dissipative, self-adhesive tape

In compliance with ESD standard DIN EN 61340-5-1

dpv*link* 3053

Article	W [mm]	Roll length [m]	Material	Thickness [mm]
2822.1.5025	50	25	PVC	0.3
2822.2.5066	50	66	polypropylene	0.07
2822.3.5033	50	33	PVC	0.14

Floor marking label

Floor marking label for access marking

PVC film self-adhesive, slip-resistant coating
PU = 10 pieces

dpv*link* 16566

Article	L [mm]	W [mm]	Material	Thickness [mm]	PU
2822.1.EPA	150	75	PVC	0.3	10 piece

Floor marking ESD measuring point

Floor marking ESD measuring point for marking measuring points on the floor

PVC film self-adhesive, slip-resistant coating
PU = 10 pieces

dpv*link* 16589

Article	External Ø	Internal Ø	Thickness [mm]	PU
2822.1.MP.DE	130 mm	70 mm	0.3	10 piece

Other/accessories

Velcro loop, dissipative

ESD velcro loop with metal eye, electrostatically dissipative, black.
Perfect for bundling IC bars, containers etc.
Width: 20 mm
Lengths: 600 / 700 / 900 mm

Typical surface resistance $R_S = 10^6$ - 10^7 ohm

In compliance with ESD standard DIN EN 61340-5-1

dpv*link* 5002

Article	B [mm]	L [mm]
2870.450.20	20	450
2870.400.20	20	400
2870.600.20	20	600
2870.700.20	20	700
2870.900.20	20	900

ESD Strapping band

Dissipative ESD strapping band made of black polypropylen, on roll, to bundle IC bars and containers, black

In compliance with ESD standard DIN EN 61340-5-1

dpv*link* 7970

Article	B [mm]	L [m]	Dicke [mm]
2870.896.09-1500	9	1500	0,6
2870.896.12-1500	12	1500	0,6

ESD Tape dispenser

ESD tape dispenser, black

In compliance with ESD standard DIN EN 61340-5-1

dpv*link* 16875

Article	Type
5825.1047	**ESD tape dispenser** for tapes with max. 25 mm width suitable for core diameter Ø 25 mm and 76 mm
5825.1047-25	**ESD tape dispenser** for tapes with max. 25 mm width suitable for core diameter Ø 25 mm

Adhesive tape dispenser, metal

ESD table dispenser for adhesive tape rolls of up to maximum 50 mm in width and with a max. outside diameter of 130 mm. Dispenser roll: width: 50 mm, diameter: 76 mm. Case dimensions: 220 x 70 x 100 mm (LxWxH), weight: 1.4 kg

In compliance with ESD standard DIN EN 61340-5-1

dpv*link* 8315

Article	Type
5825.1300	Adhesive tape dispenser, metal

Tape dispenser ESD, stainless steel

Roll width:	50 mm or
(Dispenser roll divided)	2 rolls of up to 25 mm
Core diameter:	76 mm
Dimensions (LxWxH):	203 x 94 x 108 mm

Fulfills the requirements of DIN EN 61340

dpv*link* 13955

Article	Type
5825.1450	Tape dispenser ESD, stainless steel

DPV ELEKTRONIK
Weitere Artikel finden Sie unter www.compumet.ch

Adhesive tape dispenser ESD

Adhesive tape dispenser ESD
For tapes with 50mm width and a core diameter of 76 mm.

In compliance with ESD standard DIN EN 61340-5-1

dpv*link* 19694

Article	Type
5825.1157	Adhesive tape dispenser ESD

Universal tape dispenser type A619

Universal tape dispenser type A619 with electrical drive and rotary table, for adhesive tapes from 3 to 25 mm range. Cuts length from 10 to 61 mm. Suitable for each roll length until max. 150 mm Ø.
Weight 2.1 kg, power supply 100-240 V.

dpv*link* 18027

Article	Type
7300.311	**Universal tape dispenser type A619** Dimensions 120 x 150 x 250 mm (WxHxD) Cutting length 10 - 61 mm

Universal tape dispenser A900

Universal: for use with adhesive tape, aluminium foil, copper foil, cover sheeting, tubes and other materials; simultaneous processing of two rolls; tape width from 6 - 60 mm, tape length from 5 - 999 mm; with counter for required quantities and number of cut parts.

Flexible: programming of 6 different length, in addition the unit numbers of the dispensed length can be programmed; with one after another automatic mode. With antistatic housing; available with 3 different -and easily exchangeable- rollers (standard, rubber or special rollers - with special coating for strongly adhesive tapes)

Practically: the complete tape transport unit can be replaced **without tools** and in 5 steps. Finger protection with disabling contact; tape dispenser can be placed tilted. Power requirements 2AC 100V, 120V, 220-240V, 41W. Weight 2,3 kg.

dpv*link* 18014

Article	Type
7300.210	**Universal tape dispenser A900.6** Dimensions 116 x 140 x 213 (HxWxL) With rubber roller, cutting length 5 - 999 mm
7300.210.KTW	**Universal tape dispenser A900.6-KTW** Dimensions 116 x 140 x 213 (HxWxL) With plastic roller, cutting length 5 - 999 mm
7300.210.Spezial	**Universal tape dispenser A900.6-Special** Dimensions 116 x 140 x 213 (HxWxL) With special coated transport roller, cutting length 5 - 999 mm

Label dispenser A521

- robust full-metal case
- for labels of 20 - 180 mm in width
- photoelectric scanning
- holder for rolls up to 250 mm diameter
- Dispensing speed steplessly adjustable
- Labels feed steplessly adjustable
- Power supply 100/240 V, 50/60 Hz

dpv*link* 8430

Article	Type
7310.500	**Label Dispenser A521** label 20-60 mm
7310.500.180	**Label Dispenser A521-180** for labels 20 - 180 mm

Universal tape dispenser A690/A695

Automatic adhesive tape dispenser with photocell, automatic cutting of the tapes to a length of 20 respectively 30 mm up to max. 999 mm, adhesive tape width up to max. 50 mm, power supply 230 V, weight 2.7 kg

dpv*link* 3689

Article	Type
7300.190.CE	**Universal Tape Dispenser A690** Device dimensions: 210 x 150 x 135 mm (WxHxD) Cutting length: 20 - 999 mm
7300.195.CE	**Universal Tape Dispenser A695** Device Dimensions: 235 x 150 x 135 mm (WxHxD) Cutting length: 30 - 999 mm

EPA - barrier system for ESD protected zones

This patented belt system makes it possible to set up a quick and effective barrier of EPAs.

EPA stop banner incl. 2 cartridges

NEU

High-quality dissipative banner for a closed shutoff of EPA areas

- dissipative vinyl on both sides
- flexible in use
- robust and washable
- exterior with EPA logo
- different arrangements possible
- dimensions of the banner: 1220 x 840 mm (L x H)
- metal connector length: 1340 mm
- simple mounting with 2 posts (separately available)

Scope of delivery

- EPA barrier banner
- 2 cartridges
- metal connector

dpv*link* 23898

Article	Type
1801.B.V	**EPA barrier banner incl. 2 cartridges**

Belt barrier posts

- powder-coated steel post
- Color: black or yellow
- Cast iron base plate
- Post height: 960mm
- Base plate diameter: 350mm
- Weight: 12.5kg

dpv*link* 10237

Article	Type
1801.G.P.Y	Belt barrier post, yellow
1801.G.P.B	Belt barrier post, black

DPV ELEKTRONIK

Weitere Artikel finden Sie unter www.compumet.ch

Wallmount system with retractable belt cartridge

- wallmount system with belt cartridge
- black steel housing
- powder coated
- 2.3 m oder 3,6 m length
- yellow polyester belt, 50 mm wide
- includes a wall clip
- with double-sided black imprint "ESD PROTECTED AREA - ESD GESCHÜTZTER BEREICH"

dpv*link* 10246

Article	Type
1801.G.W23.DE	**Wallmount system with belt cartridge; 2.3 m German/English**
1801.G.W23.E	**Wallmount system with retractable belt cartridge 2.3 m English**
1801.G.W36.DE	**Wallmount system with retractable belt cartridge 3.6 m German/English**
1801.G.W36.E	**Wallmount system with retractable belt cartridge 3.6 m English**

Retractable belt cartridge

- Belt cartridge 2.3 m or 3.6 m length
- Exchangeable belt cartridge with centrifugal brake system
- yellow polyester belt, 50 mm wide
- double-sided black imprint "ESD PROTECTED AREA- ESD GESCHÜTZTER BEREICH"
- includes a safety clip against unauthorized detaching (special version with emergency release system available on request)

dpv*link* 10240

Article	Type
1801.G.K.0	**Belt cartridge, empty**
1801.G.K.23.DE	**Belt cartridge 2.3 m German/English**
1801.G.K.23.E	**Belt cartridge 2.3 m English**
1801.G.K.36.DE	**Belt cartridge 3.6m German/English**
1801.G.K.36.E	**Belt cartridge 3.6 m English**
1801.G.WC	**Wall clip (without figure)**

Sign holder DIN A4

- Sign holder DIN A4
- for belt posts 1801.G.P.Y and 1801.G.P.B
- black metal frame with mounting flange
- format: DIN A4
- without sign (example only)

dpv*link* 10244

Article	Type
1801.G.P.SA4	**Sign holder DIN A4** suitable for belt barrier posts 1801.G.P.Y and 1801.G.P.B

Belt barrier posts / wallmount belt cartridge

for indoor use

Belt barrier posts:

- Color: red or yellow
- Post height: 975 mm
- incl. 4-way cartridge with automatic rewinder
- Belt length 3.6 m

Wallmount belt cartridge:

- belt length 2.3 m, 3.6 m or 4.6 m

dpv*link* 11204

Article	Type
1802.9584.rot	**Belt barrier post red** for indoor use, belt 3.6 m, red and yellow hatched, base made of cast iron Ø 345 mm; total weight: 10 kg
1802.9586.gelb	**Belt barrier post yellow** for indoor use, belt 3.6 m, red and yellow hatched, base made of cast iron Ø 345 mm; total weight: 10 kg
1802.9605	**Wallmount belt cartridge** for indoor use; belt 2.3 m, red and white hatched incl. wall clip
1802.9615	**Wallmount belt cartridge** for indoor use; belt 2.3 m, black and yellow hatched incl. wall clip
1802.9606	**Wallmount belt cartridge** for indoor use; belt 3.6 m, red and white hatched incl. wall clip
1802.9616	**Wallmount belt cartridge** for indoor use; belt 2.6 m, black and yellow hatched incl. wall clip
1802.9607	**Wallmount belt cartridge** for indoor use; belt 4.6 m, red and white hatched incl. wall clip
1802.9617	**Wallmount belt cartridge** for indoor use; belt 4.6 m, black and yellow hatched incl. wall clip
1802.9618	**Wall clip black**

Turnstiles

Barrier system COMPACT

Very small and robust construction is suitable for high-frequency entrances. The motorized turnstile Compact has a weather-proof, powder-coated housing with integrated height-adjustable pedestral.

Properties:

- especially compact construction
- 2-arm or 3-arm version
- maintenance-free mechanism
- entrance side can be changed
- high transit flow-rate
- secure traffic separation
- noiseless operation
- height-adjustable
- durable quality
- delivered completely assembled
- suitable for outdoor use

excl. lane divider and base plate

Technical data:

Operating voltage:	230 V / 50-60 Hz
Power consumption:	Max. 50 Wh
Storage temperature:	-40°C to +50°C
Operating temperature:	-20°C to +50°C
Width/passage:	305 mm/577 mm
Length:	350 mm
Height:	1,000 - 1,365 mm
Weight:	45 kg
Material:	steel, powder-coated CrNi steel V2A, material 1.4301
Interfaces:	potential-free contacts

Card readers can be attached to the housing by means of a reader bracket.
Optionally available with integrated personnel test station PGT 120.

The durable quality guarantees a high transit flow-rate. With the one- or two-way operation the turnstile can be used as entrance as well as exit.

dpv*link* 20079

Article	Type
6COM.2.AEB-H	**Turnstile Compact 2-arm** Galvanized and plastic-laminated steel
6COM.3.AEB-H	**Turnstile Compact 3-arm** Galvanized and plastic-laminated steel
6COM.3.AEW	**Turnstile Compact 3-arm including integrated PGT 120** galvanized and plastic-coated steel

Barrier system MODUL CROSS

With the stainless steel housing the motorized turnstile as 2-arm or 3-arm version is very robust and also suitable for outdoor use.

Technical data:

Operating voltage:	230 V / 50-60 Hz
Consumption:	50 Wh
Storage temperature:	-40°C to +50°C
Operating temperature:	-15°C to +40°C
Width/passage:	275 mm/550 mm
Length:	1,225 mm
Height:	1,025 mm
Weight:	70 kg
Material:	CrNi steel V2A, material 1.4301
Interfaces:	potential-free contacts, RS485, RS232

Properties:

- compact construction
- 2-arm or 3-arm version
- maintenance-free mechanism
- entrance side can be changed
- high transit flow-rate
- secure traffic separation
- noiseless operation
- height-adjustable
- durable quality
- delivered completely assembled
- suitable for outdoor use
- easy to service due to tiltable lid

A high transit flow-rate and a maintenance-free mechanism allow for a long useful life. Card readers can be optionally integrated into the housing.

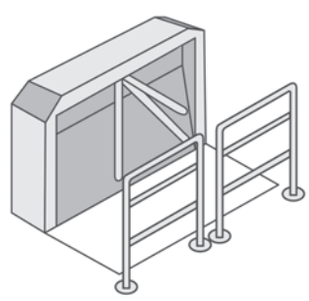

Drawing:
example setup MODUL CROSS

dpv*link* 20086

Article	Type
6MCR.2.AEC	**Turnstile MODUL CROSS 2-arm** motorized
6MCR.3.AEC	**Turnstile MODUL CROSS 3-arm** motorized

DPV ELEKTRONIK

Weitere Artikel finden Sie unter www.compumet.ch

Barrier system IKARUS HOLM 1000

The waist-high motorized swing gate Ikarus Holm is especially suitable for passages that have to be passed with bagage, wheelchairs or bulky goods. Due to its simple design Ikarus Holm fits well in every architecture.

Properties:

- waist-high motorized swing gate
- double entrance possible
- smooth running
- maintenance-free mechanism
- entrance side can be changed
- high transit flow-rate
- noiseless operation
- height-adjustable
- durable quality
- delivered completely assembled
- architecture-friendly transparence

Technical data:

Power supply:	24 V
Consumption:	50 Wh
Storage temperature:	-40°C to +50°C
Operating temperature:	-10°C to +50°C
Width/passage:	900 mm/950 mm
Length:	1,954 mm
Height:	1,000 mm
Weight:	35 kg
Material:	CrNi steel V2A, material 1.4301
Interfaces:	potential-free contacts

Also suitable as paired double entrances or for one-/two-way operation. We will be pleased to help you with the implementation of your requirements.

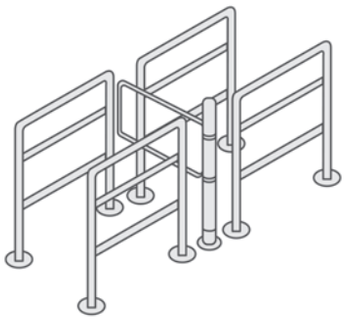

Drawing:
example setup IKARUS HOLM

dpv*link* 20082

Article	Type
6IKH.1.AEC	**Single swing gate IKARUS HOLM**
6IKH.1.AEC.2	**Double swing gate IKAURS HOLM**

Lane divider IKARUS HOLM

The lane divider Ikarus Holm is the perfect complement to turnstiles Compact, Modul Cross and Ikarus Holm. The construction is simple and fits well in every entrance area.

Properties:
- surface brushed
- subdivided by 2 horizontal bars
- 1000 mm width
- 153 mm diameter anchoring

dpv*link* 20718

Article	Type
6ISP.2SIH10	**Lane divider IKARUS HOLM** Height: 1000mm, length: 900mm

Transparent ESD plastic materials

PC-120 ESD Polycarbonate plates

PC120 ESD polycarbonate plates have a surface coating on both sides providing a permanent electrostatic dissipation. The surface resistance $R_S = 10^5 - 10^8$ ohm fulfills the requirements of DIN EN 61340-5-1 for surfaces in ESD protected of EPAs (**E**lectrostatic discharge **P**rotected **A**rea). Charges can be reliably dissipated. The existing surface resistance does not lead to a sudden discharge and sparking. The dissipative surface causes less dirt and dust.



This makes the **PC120 ESD polycarbonate plates** suitable for all applications in the electronics manufacturing as well as for covers of displays. The PC120 ESD polycarbonate plates are particularly suited for low-dust rooms or clean-rooms.



The **PC120 ESD polycarbonate plates** are heat moldable and mechanically workable. They are suitable especially for transparent protective devices due to their high impact resistance.

Applications:

- Protective devices
- Machine covers
- Covering of conveyor belts
- Housing
- Fixture construction
- Test equipment
- transparent trays, etc.

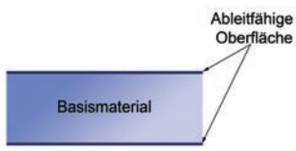

Physical properties	Reference value	Unit	Test method
• Density	1.2	g/cm³	ISO 1183
• Water absorption *(water storage)*	0.35	%	ISO 62
• Fire behavior	B1; B2 (from 6 mm thickness)	Fire class	DIN 4102

Optical properties	Reference value	Unit	Test method
• Refractive index	1.585	n_D 20	ISO 489

Electrical properties	Reference value	Unit	Test method
• Specific contact resistance	10^{16}	Ohm cm	IEC 60093
• Dielectric strength	35	kV/mm	IEC 60243
• Surface resistance	$10^5 - 10^8$	Ohm	IEC 60093 DIN EN 61340-5-1

Mechanical properties	Reference value	Unit	Test method
• Tensile strength	60	MPa	ISO 527
• Impact strength (Charpy without notch)	no break		ISO 179/1fU
• Ultimate elongation	> 80	%	ISO 527
• Tensile stress at yield	63	%	ISO 527
• Modulus of elasticity	2400	MPa	ISO 527
• Abrasion (500 g, CS10F, 500U)	> 10	%Haze	ISO 9352
• Film thickness	< 1	µm	
• Adhesion coating/substrate	Gt0		ISO 2409

Thermal properties	Reference value	Unit	Test method
• Vicat softening temperature	148	°C	B50
• Thermal conductivity	0.2	W/m °C	DIN 52612
• Continuous operation temperature	120	°C	
• Maximum temperature for a short time	135	°C	
• Linear coefficient of thermal expansion	65 10^{-6}	K 1	DIN 53752

dpvlink 11217

Article	W [mm]	L [mm]	Thickness [mm]	PU	Plate
PC-120 ESD Polycarbonate plates					
5231.PC-120ESD.2	1200	2000	2	9 piece	2.4 m²
5231.PC-120ESD.3	1200	2000	3	6 piece	2.4 m²
5231.PC-120ESD.4	1200	2000	4	5 piece	2.4 m²
5231.PC-120ESD.5	1200	2000	5	4 piece	2.4 m²
5231.PC-120ESD.6	1200	2000	6	3 piece	2.4 m²
5231.PC-120ESD.8	1200	2000	8	2 piece	2.4 m²
5231.PC-120ESD.10	1200	2000	10	1 piece	2.4 m²
5231.PC-120ESD.12	1200	2000	12	1 piece	2.4 m²

Packaging in case of acceptance of incomplete packaging units: 25.00 Euro ++ Plates are delivered with an excess of approx. 20 mm ++

DPF SK100 Self-adhesive polyester film

SK DPF-100 is a transparent polyester film with a dissipative surface coating. It is suited to a later adhesion of smooth, insulating surfaces.

Properties:

- Film thickness 0.1 mm
- Self-adhesive
- Abrasion-resistant
- Transparent

In compliance with ESD standard DIN EN 61340-5-1

dpvlink 457

Article	Abmessung
5235.DPF.SK100	**DPF SK 100 polyester film** Width: 1220 mm x 100 m Film thickness: 0.1 mm
5235.DPF.SK100.Z	**DPF SK 100 polyester film - cutting**

dpvlink 10251

Article	Abmessung
5235.DPF.SK100.A4	**DPF-SK100 polyester film A4** DIN A4, PU = 100 pieces

DPF 100 Polyester film

DPF 100 is a transparent, polyester film with a dissipative surface coating.



Properties:

- Film thickness 0.1 mm
- Abrasion-resistant
- Dissipative polyester film
- Transparent
- copyable

In compliance with ESD standard DIN EN 61340-5-1

dpvlink 459

Article	Abmessung
5235.DPF.100	**DPF 100 polyester film** Width 1220 mm x 100 m Film thickness 0.1 mm Roll width 1220 mm x roll length....mm = ...m² (roll length max. 100 m)
5235.DPF100.Z	**DPF 100 polyester film - cutting** Roll width ...mm x lenght ...mm Film thickness 0.1 mm (Roll length up to 100 m)

dpvlink 8575

Article	Abmessung
5235.DPF.100.A4	**DPF 100 polyester film A4** DIN A4, PU = 100 pieces

DPV ELEKTRONIK

Weitere Artikel finden Sie unter www.compumet.ch

Packaging Storage systems

Packaging

Film packaging 248
Foams 258
Cardboard packagings 259

Containers

Cardboard containers 261
ESD Small parts containers 265
Suitcases ESD 267
Vacuum-formed inserts 272
SMD Small parts containers ESD 277
SMD Storage systems 281
Reel trolley RRT ESD 342
DPV Shelf trolleys 333
ESD Drawer cabinets 287
Rollboys 291
Small parts storage TRESTON series A290/550 291
Drawer cabinets TRESTON series B300/C400 292
Drawer cabinets TRESTON series D600 293
Drawer cabinets Raaco 293
Sevice boxes / suitcases 294
ESD Rack/material flow boxes 295
ESD Storage boxes / part bins 296
Work trays 298
Drawers / storage boxes 299
IC bar containers 299
ESD Transport pallets 299
ESD Big Boxes 300
Euro containers / folding boxes / KLT containers 300

Parting inserts and partitions / interlayers

Material: Polypropylene (PP) 309
Material: Polystyrene (PS) 313
Material: Polyethylene foam (PE) 316
Parting inserts DIVIPRINT 317
Parting inserts WEZ 318

PCB holders ESD

PCB boxes/L-profile holders/Plug-in boards 318
PCB holders cab 319
PCB holder system UTZ 321
PCB holder WEZRack series 100 322
PCB holder WEZRack series 180 322
PCB holders WEZ Printorama 323
Printorama partition system 324

PCB magazines ESD

PCB magazine series 600 / 700 / 800 325
Accessories cab 327
PCB magazine Quickfill 328

Transport / shelf trolleys

DPV Transport trolleys 328
DPV Shelf trolleys 333
Table trolleys 335
Shelf trolleys 337
Universal trolley TRTA 341
Reel trolley RRT ESD 342
Universal shelf trolley WRT 342
Multi trolleys 343

Workstations

Series TP/ TPH 346
Series WB 347
Mobile workstation 349
Concept Work tables 350
Accessories for Concept 352
TED work tables 355
Energy rails 355
Lighting NaturLite LED 356
Lighting IntoLite 357
Series LMC drawer units 357
Drawer units series 30 and 35 358
Drawer units series 45 358
Universal cabinets 359

Shelf racks

ESD Rack system Treston 360
ESD Rack system RS 360
Shelf rack system 361

ESD Wheels and castors

Conductive wheels and castors 362

Film packaging

Stretch film

Stretch film

Stretch film, permanently dissipative, amine-free polyolefin, recyclable
Color: pink

Core diameter: 76 mm

In compliance with ESD standard DIN EN 61340-5-1

dpv*link* 454

Article	W [mm]	Roll length [m]	Thickness [mm]
3170.0250	500	250	0.23
3170.0300	500	300	0.025
3170.1560	500	1560	0.025

Manual dispenser for stretch film

- **Standard:** variably adjustable to a film width of 420, 450 or 500 mm, suitable for films with internal core diameter of 38, 50 and 76 mm
- **Premium:** variably adjustable to a film width of 300, 400, 420, 450 or 500 mm, suitable for films with an internal core diameter of 38, 50 and 76 mm
- steplessly adjustable brake resistance of the dispenser for optimal handling
- weight: 1.7 kg

HA-Standard

dpv*link* 17709

Article	Ausführung
3170.HA-Standard	Ball bearing
3170.HA-Premium	Multiple ball bearing

Dissipative packaging material

Dissipative packaging material, in the long term dissipative, amine-free and heat-sealable polyethylene material, transparent, recyclable.
Standard imprint: type designation, ESD symbol and lot number.

- suitable for ESD insensitive devices within EPAs*
- devices with disposable or rechargeable batteries cannot discharge
- inexpensive

In compliance with ESD standard DIN EN 61340-5-1

*EPA = Electrostatic Discharge Protected Area

Bags with special dimensions, gusseted bags/box covers, flat film, module pockets and customer-specific printing on request.

Dissipative packaging bags

Dissipative packaging bags
heat-sealable, dissipative, amine-free, transparent, recyclable.
Standard imprint: type designation, ESD symbol and lot number.
In compliance with ESD standard DIN EN 61340-5-1

dpv*link* 468

Article	W [mm]	L [mm]	Thickness [mm]	Pcs/box
3111.3601	100	150	0.06	2500
3111.3611	130	200	0.06	2500
3111.3621	150	225	0.06	1000
3111.3631	200	250	0.06	1000
3111.3641	250	300	0.06	500
3111.3651	300	400	0.06	500
3111.3661	400	500	0.06	500
3111.3671	500	600	0.06	500
3111.3681	400	600	0.06	500
3110.360	100	150	0.1	2500
3110.361	130	200	0.1	2500
3110.362	150	225	0.1	1000
3110.363	200	250	0.1	1000
3110.364	250	300	0.1	500
3110.365	300	400	0.1	500
3110.366	400	500	0.1	500
3110.367	500	600	0.1	700
3110.368	400	600	0.1	500

DPV ELEKTRONIK

Weitere Artikel finden Sie unter www.compumet.ch

Dissipative packaging bags Zip reclosable

Dissipative packaging bags reclosable with zipper, dissipative, amine-free, transparent, recyclable. Standard imprint: type designation, ESD symbol and lot number. In compliance with ESD standard DIN EN 61340-5-1

dpv*link* 476

Article	W [mm]	L [mm]	Thickness [mm]	Pcs/box
3120.330	80	120	0.1	5000
3120.331	100	150	0.1	2500
3120.336	120	170	0.1	2500
3120.332	150	225	0.1	1000
3120.333	200	250	0.1	1000
3120.334	250	300	0.1	1000
3120.335	300	400	0.1	500
3120.3301	80	120	0.06	5000
3120.3311	100	150	0.06	5000
3120.3361	120	170	0.06	5000
3120.3321	150	225	0.06	2000
3120.3331	200	250	0.06	1000
3120.3341	250	300	0.06	1000
3120.3351	300	400	0.06	1000

Dissipative tubular film

Dissipative tubular film heat-sealable, dissipative, pink, amine-free, transparent, recyclable. Standard imprint: type designation, ESD symbol and lot number.

In compliance with ESD standard DIN EN 61340-5-1

dpv*link* 491

Article	W [mm]	Roll length [m]	Thickness [mm]
3130.340	100	250	0.1
3130.341	130	250	0.1
3130.342	150	250	0.1
3130.343	200	250	0.1
3130.344	250	250	0.1
3130.345	300	250	0.1
3130.346	400	250	0.1
3130.347	500	250	0.1

Dissipative center-folded film

Dissipative center-folded film dissipative, pink, amine-free, recyclable

In compliance with ESD standard DIN EN 61340-5-1

dpv*link* 500

Article	W [mm]	Roll length [m]	Thickness [mm]
3135.15.0910	910/910	250	0.15

Dissipative flat film

Dissipative flat film dissipative, pink, amine-free, recyclable

In compliance with ESD standard DIN EN 61340-5-1

dpv*link* 10192

Article	W [mm]	Roll length [m]	Thickness [mm]
3140.1200.040	1200	500	0.04

ESD Gusseted bags / covers

Dissipative gusseted bags / covers

- pink
- amine-free
- recyclable
- RoHs compliant

In compliance with ESD standard DIN EN 61340-5-1

In compliance with ESD standard DIN EN 61340-5-1

dpv*link* 13869

Article	W [mm]	L [mm]	H [mm]	PU	Thickness [mm]
3110.629.25	400	600	700	25 piece	0.05
3110.629.250	400	600	700	250 piece	0.05
3110.630.500	340	440	500	500 piece	0.05
3110.635.0900	850	1250	900	40 piece	0.15
3110.635.1850	850	1250	1850	40 piece	0.15

IDP-STAT® Center-folded film

IDP-STAT® center-folded film permanently dissipative film; heat-sealable, recyclable, orange; standard imprint: type designation, ESD symbol, recycling symbol

In compliance with ESD standard DIN EN 61340-5-1

dpv*link* 10220

Article	W [mm]	Roll length [m]	Thickness [mm]
3035.90.0910.IDP	910/910	250	0.09

PE Foam film, antistatic

Water-impermeable, antistatic PE foam film, suitable as cover, envelope, separate or intermediate layer, optimal cushioning effect, easily workable, accurate adaption to the product, protects from scratching and contamination by dust, recyclable. Color: pink.

In compliance with ESD standard DIN EN 61340-5-1

dpv*link* 9504

Article	W [mm]	Roll length [m]	Thickness [mm]	m²/roll
4561.15.600	600	150	1.5	90
4561.15.1200	1200	150	1.5	180

- Further thicknesses, perforations, cuttings, bags and covers available on request -

Dissipative air bubble bags - three-layer -

Dissipative air bubble bag, dissipative, pink, amine-free, recyclable polyethylene. Three-layer film structure, exterior and interior smooth, heat-sealable, with 50 mm flap

In compliance with ESD standard DIN EN 61340-5-1

dpv*link* 506

Article	W [mm]	L [mm]	Pcs/box
3151.360	100	150	500
3151.361	130	200	250
3151.362	150	225	250
3151.363	200	250	250
3151.364	250	300	250
3151.365	300	400	250

customer-specific dimensions with and without flap available on request

Dissipative interlayers - three-layered -

Dissipative interlayers (without imprint), rose, recyclable. Three-layered film structure, heat-sealable.

In compliance with ESD standard DIN EN 61340-5-1



dpv*link* 17472

Article	W [mm]	L [mm]
3152.350.250	250	350
3152.550.350	350	550

Dissipative air bubble film - three-layer -

Dissipative air bubble film (without imprint), dissipative, pink, amine-free, recyclable polyethylene. Three-layer film structure, outside and inside smooth

In compliance with ESD standard DIN EN 61340-5-1

dpv*link* 502

Article	W [mm]	Roll length [m]	m²/roll
3150.383	300	100	30
3150.383.P550	350	100*	35
3150.380	400	100	40
3150.381	600	100	60
3150.382	1200	100	120

- * Art. 3150.383.P550 with perforations 550 mm every 550 mm -

Dissipative air bubble film - two-layer -

Dissipative air bubble film (without imprint), dissipative, pink, amine-free, recyclable polyethylene. Two-layer film structure, inside smooth

In compliance with ESD standard DIN EN 61340-5-1

dpv*link* 14292

Article	W [mm]	Roll length [m]	m²/roll
3150.2L.300	300	100	30
3150.2L.400	400	100	40
3150.2L.600	600	100	60
3150.2L.1200	1200	100	120

Weitere Artikel finden Sie unter www.compumet.ch

Conductive packaging material

CARBOSTAT® packaging material made of electrostatically volume conductive, heat-sealable, copolymer material recyclable, black,
Standard imprint: type designation, ESD symbol and lot number.

- tríboelectric charges are prevented
- offers often sufficent shielding, dissipates existing charges
- not suitable for modules with batteries and rechargeable batteries

In compliance with the ESD standard DIN EN 61340-5-1

CARBOSTAT Packaging bags

- electrostatically volume conductive copolymer material
- heat-sealable
- recyclable
- color: black
- standard imprint: type designation, ESD symbol and lot number

In compliance with ESD standard DIN EN 61340-5-1 ESD

dpv*link* 512

Article	W [mm]	L [mm]	Thickness [mm]	Pcs/box
3210.150	100	150	0.08	5000
3210.151	130	200	0.08	2500
3210.152	150	225	0.08	2500
3210.153	200	250	0.08	1500
3210.154	250	300	0.08	1000
3210.155	300	400	0.08	1000
3210.162	350	450	0.08	1000
3210.156	400	500	0.08	500
3210.157	500	600	0.08	500

Conductive air bubble interlayers -three layers-

- volume conductive copolymer film
- three-layered
- inside and outside smooth
- recyclable
- color: black

In compliance with ESD standard DIN EN 61340-5-1

dpv*link* 17475

Article	W [mm]	L [mm]	Thickness [mm]
3252.Q100.350x250	250	350	0.1
3252.Q100.550x350	350	550	0.1
3252.Q160.350x250	250	350	0.16
3252.Q160.550x350	350	550	0.16

- Cuttings available on request -

CARBOSTAT® Tubular film

- made of electrostatically volume conductive copolymer material
- heat-sealable
- recyclable
- color: black

In compliance with ESD standard DIN EN 61340-5-1

dpv*link* 522

Article	W [mm]	Roll length [m]	Thickness [mm]
3230.250	100	500	0.08
3230.251	130	500	0.08
3230.252	150	500	0.08
3230.253	200	500	0.08
3230.254	250	500	0.08
3230.255	300	500	0.08
3230.256	400	250	0.08
3230.257	500	250	0.08
3230.258	600	250	0.08

Special bag dimensions available on request

Conductive air bubble film -three layers-

Conductive air bubble film (without imprint)

- electrostatically conductive volume copolymer film
- three-layer, inside and outside smooth
- recyclable
- heat-sealable
- color: black
- available in two qualities: film thickness 100my and 160my

In compliance with ESD standard DIN EN 61340-5-1

Q100 version: film thickness 100 my (standard)

bubble height = 4 mm / bubble diameter = 10 mm

dpv*link* 532

Article	W [mm]	Roll length [m]	Thickness [mm]	m^2/roll
3250.370-Q100	300	100	0.1	30
3250.371-Q100	400	100	0.1	40
3250.372-Q100	600	100	0.1	60
3250.373-Q100	1200	100	0.1	120

Q160 version: film thickness 160 my

bubble height = 4 mm
bubble diameter = 10 mm

dpv*link* 17780

Article	W [mm]	Roll length [m]	Thickness [mm]	m^2/roll
3250.370-Q160	300	100	0.16	30
3250.371-Q160	400	100	0.16	40
3250.372-Q160	600	100	0.16	60
3250.373-Q160	1200	100	0.16	120

Metallized packaging

ESD shielding bag DPV-1000

DPV-1000 film bags protect electronic components from electrostatic discharge (ESD) and prevent a static charge on the bag which may damage ESD-sensitive components and modules.

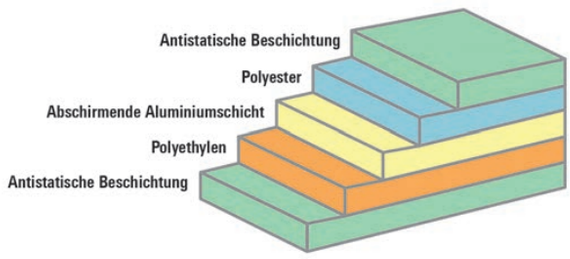

- Exterior - dissipative polyester
  Surface resistance $R_S = 10^{10} - 10^{11}$ ohm
- Metallization - aluminized
- Interior - amine-free polyethylene
  Surface resistance $R_S = 10^{10} - 10^{11}$ ohm
- Electrostatic shielding <10nJ (Energy Test)
- Multilayer structure, transparent
- High shielding against field induction, lowest triboelectrical charge
- Controlled dissipation of existing charges without spontaneous discharge
- Suitable for devices with disposable and rechargeable batteries
- side welded seam
- heat-sealable
- standard imprint:
  - ESD logo
  - type designation
  - recycling symbol
  - RoHS compliance
  - LOT no.

Standards:
MIL-PRF-81705D, ANSI/ESD STM 11.11, ANSI/ESD STM11.31, EIA 541, ASTM D882, ASTM D1003

dpv*link* 20892

Article	W [mm]	L [mm]	Thickness [mm]	PU
D-1000.0204	51	102	0.078	100
D-1000.0305	76	127	0.078	100
D-1000.0404	102	102	0.078	100
D-1000.0406	102	152	0.078	100
D-1000.0508	127	203	0.078	100
D-1000.0608	152	203	0.078	100
D-1000.0610	152	254	0.078	100
D-1000.0612	152	305	0.078	100
D-1000.0810	203	254	0.078	100
D-1000.0812	203	305	0.078	100
D-1000.0816	203	406	0.078	100
D-1000.1012	254	305	0.078	100
D-1000.1014	254	356	0.078	100
D-1000.1216	305	406	0.078	100
D-1000.1218	305	457	0.078	100
D-1000.1418	356	457	0.078	100
D-1000.1618	406	457	0.078	100
D-1000.2024	609	508	0.078	100

ESD shielding bag DPV-1000 Zip, reclosable

DPV-1000 film bags protect electronic components from electrostatic discharge (ESD) and prevent a static charge on the bag which may damage ESD-sensitive components and modules.

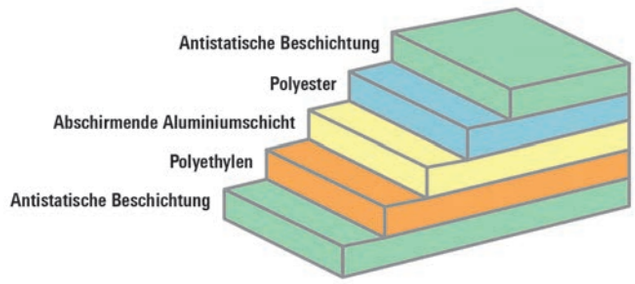

- Exterior - dissipative polyester
  Surface resistance $R_S = 10^{10} - 10^{11}$ ohm
- Metallization - aluminized
- Interior - amine-free polyethylene
  Surface resistance $R_S = 10^{10} - 10^{11}$ ohm
- Electrostatic shielding <10nJ (Energy Test)
- Multilayer structure, transparent
- High shielding against field induction, lowest triboelectrical charge
- Controlled dissipation of existing charges without spontaneous discharge
- Suitable for devices with disposable and rechargeable batteries
- side welded seam
- heat-sealable
- standard imprint:
  - ESD logo
  - type designation
  - recycling symbol
  - RoHS compliance
  - LOT no.

Standards:
MIL-PRF-81705D, ANSI/ESD STM 11.11, ANSI/ESD STM11.31, EIA 541, ASTM D882, ASTM D1003

dpv*link* 20910

Article	W [mm]	L [mm]	Thickness [mm]	PU
D-1000.0305.ZIP	76	127	0.078	100
D-1000.0406.ZIP	102	152	0.078	100
D-1000.0508.ZIP	127	203	0.078	100
D-1000.0608.ZIP	152	203	0.078	100
D-1000.0610.ZIP	152	254	0.078	100
D-1000.0810.ZIP	203	254	0.078	100
D-1000.0812.ZIP	203	305	0.078	100
D-1000.1012.ZIP	254	305	0.078	100
D-1000.1014.ZIP	254	356	0.078	100
D-1000.1216.ZIP	305	406	0.078	100
D-1000.1418.ZIP	356	457	0.078	100
D-1000.1618.ZIP	406	457	0.078	100

Weitere Artikel finden Sie unter www.compumet.ch

Static shielding bag type 1000-SCS

Metallized, transparent static shielding bags SCS 1000 type "metal in" dissipative polyester / aluminized / dissipative polyethylene, side welded seam, heat-sealable, recyclable

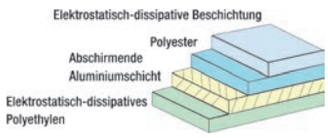

Standard imprint: ESD symbol, type designation, recycling symbol and lot number.

- Exterior - dissipative polyester
  Surface resistance R_S <1 x 10^{11} ohm
- Metallization - aluminized
- Interior - dissipative polyethylene
  Surface resistance R_S = 10^4 - 10^{11} ohm
- Electrostatic shielding <10nJ (Energy Test)
- Multilayer structure, transparent
- bleifrei
- High shielding against field induction, lowest triboelectrical charge
- Controlled dissipation of existing charges without spontaneous discharge
- Suitable for devices with disposable and rechargeable batteries

Standards:
MIL-PRF-81705 Type III, EIA 541, EIA 625,MIL-HDBK-263, MIL-STD-1686, EOS/ESD Standard

dpv*link* 11108

Article	W [mm]	L [mm]	Thickness [mm]	PU
3M-100.23	51	76	0,071	100
3M-100.24	51	102	0,071	100
3M-100.26	51	152	0,071	100
3M-100.35	76	127	0,071	100
3M-100.44	102	102	0,071	100
3M-100.46	102	152	0,071	100
3M-100.48	102	203	0,071	100
3M-100.424	102	609	0,071	100
3M-100.426	102	660	0,071	100
3M-100.430	102	762	0,071	100
3M-100.58	127	203	0,071	100
3M-100.68	152	203	0,071	100
3M-100.610	152	254	0,071	100
3M-100.612	152	305	0,071	100
3M-100.618	152	457	0,071	100
3M-100.624	152	609	0,071	100
3M-100.626	152	660	0,071	100
3M-100.630	152	762	0,071	100
3M-100.810	203	254	0,071	100
3M-100.812	203	305	0,071	100
3M-100.816	203	406	0,071	100
3M-100.818	203	457	0,071	100
3M-100.824	203	609	0,071	100
3M-100.830	203	762	0,071	100
3M-100.1012	254	305	0,071	100
3M-100.1014	254	356	0,071	100
3M-100.1016	254	406	0,071	100
3M-100.1024	254	609	0,071	100
3M-100.1026	254	660	0,071	100
3M-100.1030	254	762	0,071	100
3M-100.1115	279	381	0,071	100
3M-100.1214	305	356	0,071	100
3M-100.1216	305	405	0,071	100

dpv*link* 11108

Article	W [mm]	L [mm]	Thickness [mm]	PU
3M-100.1218	305	457	0,071	100
3M-100.1224	305	609	0,071	100
3M-100.1416	356	406	0,071	100
3M-100.1418	356	457	0,071	100
3M-100.1420	356	508	0,071	100
3M-100.1518	381	457	0,071	100
3M-100.1618	406	457	0,071	100
3M-100.1620	406	508	0,071	100
3M-100.1624	406	609	0,071	100
3M-100.1818	457	457	0,071	100
3M-100.1820	457	508	0,071	100
3M-100.1824	457	609	0,071	100
3M-100.1830	457	762	0,071	100
3M-100.2020	508	508	0,071	100
3M-100.2024	508	609	0,071	100
3M-100.2224	558	609	0,071	100
3M-100.2424	609	609	0,071	100
3M-100.2430	609	762	0,071	100

Static shielding bag type 1000-SCS Zip, reclosable



Design like type 1000 static shielding bag, but reclosable

dpv*link* 11156

Article	W [mm]	L [mm]	Thickness [mm]	PU
3M-300.35	76	127	0,071	100
3M-300.44	102	102	0,071	100
3M-300.46	102	152	0,071	100
3M-300.424	102	609	0,071	100
3M-300.58	127	203	0,071	100
3M-300.68	152	203	0,071	100
3M-300.610	152	254	0,071	100
3M-300.624	152	609	0,071	100
3M-300.630	152	762	0,071	100
3M-300.810	203	254	0,071	100
3M-300.812	203	305	0,071	100
3M-300.1010	254	254	0,071	100
3M-300.1012	254	305	0,071	100
3M-300.1014	254	356	0,071	100
3M-300.1024	254	609	0,071	100
3M-300.1030	254	762	0,071	100
3M-300.1115	279	381	0,071	100
3M-300.1216	305	406	0,071	100
3M-300.1218	305	457	0,071	100
3M-300.1418	356	457	0,071	100
3M-300.1518	381	457	0,071	100
3M-300.1624	406	609	0,071	100
3M-300.1818	457	457	0,071	100
3M-300.1824	457	609	0,071	100
3M-300.2024	508	609	0,071	100
3M-300.2424	609	609	0,071	100

HIGHSHIELD Shielding bags



Metallized, transparent shielding bag, aluminized, interior PERMASTAT®, permanently antistatic and amine-free polyethylene, side welded seam, heat-sealable, recyclable, standard imprint: ESD symbol, type designation, recycling symbol and lot number.

- Exterior - dissipative polyester
  Surface resistance $R_S = 10^{10} - 10^{11}$ ohm
- Metallization - aluminized
- Interior - dissipative polyethylene
  Surface resistance $R_S = 10^{10} - 10^{11}$ ohm
- Electrostatic shielding of < 15 nJ (Energy Test)
- Multilayer structure, transparent
- High protection against field induction, lowest triboelectrical charge
- Controlled dissipation of existing charges without spontaneous discharge
- For devices with disposable and rechargeable batteries

dpv*link* 538

Article	W [mm]	L [mm]	PU
3310.HS.0305	76	127	100
3310.HS.0404	102	102	100
3310.HS.0406	102	152	100
3310.HS.0426	102	660	100
3310.HS.0508	127	203	100
3310.HS.0608	152	203	100
3310.HS.0610	152	254	100
3310.HS.0626	152	660	100
3310.HS.0810	203	254	100
3310.HS.0812	203	305	100
3310.HS.0816	203	406	100
3310.HS.0818	203	457	100
3310.HS.1012	254	305	100
3310.HS.1014	254	356	100
3310.HS.1026	254	660	100
3310.HS.1115	279	381	100
3310.HS.1212	305	305	100
3310.HS.1216	305	406	100
3310.HS.1218	305	457	100
3310.HS.1418	356	457	100
3310.HS.1618	406	457	100
3310.HS.1818	457	457	100
3310.HS.1820	457	508	100
3310.HS.1824	457	609	100
3310.HS.2024	508	609	100

HIGHSHIELD Shielding bags Zip, recloseable

Design like HIGHSHIELD shielding bags, but reclosable.

dpv*link* 563

Article	W [mm]	L [mm]	PU
3320.WV.0305	76	127	100
3320.WV.0406	102	152	100
3320.WV.0508	127	203	100
3320.WV.0610	152	254	100
3320.WV.0810	203	254	100
3320.WV.0812	203	305	100
3320.WV.1012	254	305	100
3320.WV.1014	254	356	100
3320.WV.1216	305	406	100
3320.WV.1218	305	457	100
3320.WV.1418	356	457	100
3320.WV.1818	457	457	100

HIGHSHIELD type A Shielding bags

- Shielding bag type Metal-In
- Exterior dissipative polyester
- Interior dissipative polyethylene
- Metallization: aluminized
- heat-sealable
- Protection against electrostatic discharge and fields
- Production date "MMYYYY" imprinted in welded seam
- Surface resistance inside and outside $R_S = 10^8 - 10^9$ ohm
- Electrostatic shielding < 25nJ (energy test)

dpv*link* 19696

Article	W [mm]	L [mm]	PU
3315.HS.0305.A	76	127	100
3315.HS.0404.A	102	102	100
3315.HS.0406.A	102	152	100
3315.HS.0508.A	127	203	100
3315.HS.0608.A	152	203	100
3315.HS.0610.A	152	254	100
3315.HS.0626.A	152	660	100
3315.HS.0810.A	203	254	100
3315.HS.0812.A	203	305	100
3315.HS.0816.A	203	406	100
3315.HS.0818.A	203	457	100
3315.HS.1012.A	254	305	100
3315.HS.1014.A	254	356	100
3315.HS.1026.A	254	660	100
3315.HS.1115.A	279	381	100
3315.HS.1212.A	305	305	100
3315.HS.1216.A	305	406	100
3315.HS.1218.A	305	457	100
3315.HS.1418.A	356	457	100
3315.HS.1618.A	406	457	100
3315.HS.1818.A	457	457	100
3315.HS.1820.A	457	508	100
3315.HS.1824.A	457	609	100
3315.HS.2024.A	508	609	100

HIGHSHIELD Type A Zip, reclosable

Design like HIGHSHIELD type A shielding bags, but reclosable.

dpv*link* 19778

Article	W [mm]	L [mm]	PU
3325.WV.0305.A	76	127	100
3325.WV.0406.A	102	152	100
3325.WV.0508.A	127	203	100
3325.WV.0610.A	152	254	100
3325.WV.0810.A	203	254	100
3325.WV.0812.A	203	305	100
3325.WV.1012.A	254	305	100
3325.WV.1014.A	254	356	100
3325.WV.1216.A	305	406	100
3325.WV.1218.A	305	457	100
3325.WV.1418.A	356	457	100
3325.WV.1818.A	457	457	100

DPV ELEKTRONIK

Weitere Artikel finden Sie unter www.compumet.ch

HIGHSHIELD Air bubble bags

- Three-layer film structure
- Exterior- HIGHSHIELD® film, smooth
  Surface resistance Rs = 10^{10} - 10^{11} ohm
- Interior - PERMASTAT® film, smooth
  Surface resistance Rs = 10^{10} - 10^{11} ohm
- Recyclable
- without imprint
- Electrostatic shielding < 15 nJ (Energy Test)

Standard sizes with a 50 mm flap

dpv*link* 608

Article	W [mm]	L [mm]	Pcs/box
3351.0406	100	150	500
3351.0508	130	200	250
3351.0609	150	225	250
3351.0810	200	250	250
3351.1012	250	300	250

Customer-specific dimensions with our without flap available on request

HIGHSHIELD Air bubble film

three-layer film structure, shielding

- Exterior- HIGHSHIELD® film, smooth
  Surface resistance Rs = 10^{10} - 10^{11} ohm
- Interior - PERMASTAT® film, smooth
  Surface resistance of Rs = 10^{10} - 10^{11} ohm
- Heat-sealable
- Recyclable
- Electrostatic shielding < 15 nJ (Energy Test)

dpv*link* 603

Article	W [mm]	Roll length [m]	m^2/roll
3350.392	300	100	30
3350.393	400	100	40
3350.394	600	100	60
3350.395	1200	100	120

Special dimensions, packaging bags, cuttings, 2-layered air bubble film available on request

DRY-SHIELD Protective bags

DRY-Shield Protective bag DPV-2000

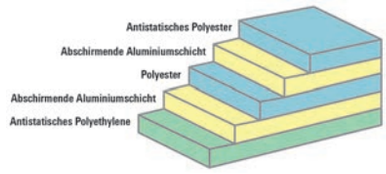

Water-impermeable, metallized bag with special multilayer of dissipative polyethylene and polyester as well as metallized polyester film. It offers an excellent protection against moisture and electrostatic charge.

- shielding bag with protection against moisture
- electrostatic shielding < 15 nJ (Energy Test)
- ín compliance with MIL-PRF-81705 and ANSI/ ESD STM11.31
- protection against moisture by multilayer of dissipative polyethylene
- metallized polyester film
- vacuumable
- heat-sealable
- standard imprint: ESD warning symbol, moisture symbol, type designation, recycling symbol, lot number, RoHS logo

dpv*link* 24317

Article	W [mm]	L [mm]	PU
D-2000.0305	76	127	100
D-2000.0406	102	152	100
D-2000.0608	152	203	100
D-2000.0610	152	254	100
D-2000.0810	203	254	100
D-2000.0812	203	305	100
D-2000.1012	254	305	100
D-2000.1026	254	660	100
D-2000.1212	305	305	100
D-2000.1218	305	457	100
D-2000.1618	406	457	100
D-2000.1626	406	660	100
D-2000.1818	457	457	100
D-2000.1824	457	609	100

DRY-SHIELD ESD/EMI Protective bags

ESD/EMI protective bag, non-transparent, water-impermeable, aluminized moisture barrier bag, offers an excellent protection against moisture as well as static charge due to a special multilayer made of antistatic polyolefin and metallized polyester film.

- Shielding bag with protection against moisture
- Complies with MIL-B81705 type 1 class 1
- Electrostatic shielding < 10 nJ (Energy Test)
- EMI shielding > 40 db
- Protection against moisture due to a multilayer made of a dissipative polyolefin film and a metallized polyester film
- Heat-sealable, useable for vacuum packaging
- Standard imprint: ESD symbol, humidity symbol, type designation, recycling symbol, lot number.

dpv*link* 597

Article	W [mm]	L [mm]	PU
3710.DR.0426	102	660	100
3710.DR.0626	152	660	100
3710.DR.0810	203	254	100
3710.DR.1020	254	508	100
3710.DR.1026	254	660	100
3710.DR.1626	406	660	100
3710.DR.1818	457	457	100

DRY-SHIELD 2000 Protective bags

Anwendungsbeispiel / Application example



Water-impermeable, metallized barrier bag, offers an excellent protection against moisture and static charge by a special multilayer of dissipative polyethylene and polyester as well as metallized polyester film

- fulfills ESD S541, MIL-PRF-81705, EIA583, EIA 625 and ANSI/ESD S20. 20.
- Shielding bags with protection against moisture
- Electrostatic shielding < 10 nJ (Energy Test)
- EMI shielding 45 db
- Protection against moisture by multilayer of dissipative polyethylene and metallized polyester film
- Heat-sealable, useable for vacuum packaging
- RoHS compliant and bleifrei
- Standard imprint: ESD warning symbol, moisture symbol, type designation, lot number.

Other dimensions and designs with zipper/reclosable available on request

Standards:
MIL-PRF-81705 type 1, EIA 583, EIA 541, EIA 625 and EOS/ESD standards

dpv*link* 11318

Article	W [mm]	L [mm]	PU
3M-700.35	76	127	100
3M-700.46	102	152	100

dpv*link* 11318

Article	W [mm]	L [mm]	PU
3M-700.424	102	609	100
3M-700.68	152	203	100
3M-700.610	152	254	100
3M-700.624	152	609	100
3M-700.630	152	762	100
3M-700.810	203	254	100
3M-700.812	203	305	100
3M-700.1012	254	305	100
3M-700.1020	254	508	100
3M-700.1024	254	609	100
3M-700.1030	254	762	100
3M-700.1212	305	305	100
3M-700.1218	305	457	100
3M-700.1430	356	762	100
3M-700.1618	406	457	100
3M-700.1818	457	457	100
3M-700.1824	457	609	100

Further 3M Dri-Shield shielding bags 2500, 2700, 3000, 3200 and 3400 available on request



suitable **vacuum sealers** are available in our category Machines - Devices under **DPV*link* 21666.**

DRY-SHIELD Type A shielding bag

Shielding bags with moisture barrier

- defined water vapor permeability due to multilayer of dissipative polyester film, aluminization and dissipative polyethylene film
- Complies with MIL-B81705 type 1 class 1
- Electrostatic shielding < 15 nJ (energy test)
- EMI - shielding > 40 db
- heat-sealable, vacuumable
- Standard print: ESD warning symbol, humidity symbol, type designation, recycling symbol, production date in welded seam

dpv*link* 19791

Article	W [mm]	L [mm]	PU
3715.DR.0426.A	102	660	100
3715.DR.0610.A	152	254	100
3715.DR.0626.A	152	660	100
3715.DR.0810.A	203	254	100
3715.DR.1020.A	254	508	100
3715.DR.1026.A	254	660	100
3715.DR.1626.A	406	660	100
3715.DR.1818.A	457	457	100

Weitere Artikel finden Sie unter www.compumet.ch

DRY-SHIELD-JEDEC Protective bags

JEDEC protective bag, non-transparent, water-impermeable, aluminized moisture barrier bag, offers an excellent protection against moisture as well as static charge due to a special multilayer made of nylon, polyethylene and aluminium.

- Shielding bag with protection against moisture
- Complies with JEDEC-STD-033 C
- Electrostatic shielding < 10 nJ (Energy Test)
- EMI shielding > 40 db
- Defined water vapor permeablity due to a multilayer made of a nylon, polyethylene and aluminium
- Heat-sealable, useable for vacuum packaging
- Standard imprint: ESD symbol, humidity symbol, type designation, recycling symbol, lot number.
- In compliance with ESD standard DIN EN 61340-5-1

dpv*link* 10222

Article	W [mm]	L [mm]	PU
3710.DR150.0426	102	660	100
3710.DR150.0626	152	660	100
3710.DR150.1026	254	660	100
3710.DR150.1626	406	660	100
3710.DR150.1818	457	457	100

Desiccant / humidity indicators

Desiccant Tyvek® plastic bags

Desiccants in Tyvek® bags can be put into protective and packaging bags - binds moisture reliably

Design B - DIN 55473: **dust-proof** - for highly sensitive products

dpv*link* 15353

Article	Weight [g]	W [mm]	L [mm]	PU
3775.TA.2/1-0200	71	95	140	200
3775.TA.1/1-0300	36	70	140	300
3775.TA.1/2-0600	18	110	70	600
3775.TA.1/3-1000	12	70	95	1000
3775.TA.1/6-2000	6	40	95	2000

ESD desiccant plastic bag

ESD desiccant can be put into protective and packaging bags - binds moisture reliably

Design B - DIN 55473: **dust-proof** - for highly sensitive products

In compliance with ESD standard DIN EN 61340-5-1

dpv*link* 22932

Article	Weight [g]	W [mm]	L [mm]	PU
3775.VA-ESD.1/1-400	36	70	140	400
3775.VA-ESD.1/3-800	12	70	100	800
3775.VA-ESD.2/1-240	72	70	150	240

Moisture indicators EPApack®

NEU DPV ELEKTRONIK

In combination with desiccants moisture indicators show the moisture level inside a packaging.

- in metal can
- packed in bags with 25 pieces
- language: English
- in compliance with IPC/JEDEC J-STD-033

dpv*link* 24706

Article	Measuring range (relative humidity)	W [mm]	L [mm]	PU
D-3910.0515	5%, 10%, 15%	38	65	125 piece
D-3910.0560	5%, 10%, 60%	50	80	125 piece
D-3910.1040	10%, 20%, 30%, 40%	38	80	100 piece
D-3910.1060	10%, 20%, 30%, 40%, 50%, 60%	38	110	200 piece
D-3910.3050	30%, 40%, 50%	38	65	125 piece

Moisture indicators EPApack® cobalt-free

NEU DPV ELEKTRONIK

EPA pack

In combination with desiccants moisture indicators show the moisture level inside a packaging.

- cobalt-free
- in metal can
- packed in bags with 25 pieces
- language: English
- in compliance with IPC/JEDEC J-STD-033

dpv*link* 25069

Article	Measuring range (relative humidity)	W [mm]	L [mm]	PU
D-3925.0560.CF	5%, 10%, 60%	50	80	125 piece
D-3925.1060.CF	10%, 20%, 30%, 40%, 50%, 60%	38	110	200 piece

Foams

PE foam interlayers, dissipative

PE foam is electrostatically dissipative, partially with skin, cross-linked, closed-cell, corrosion-free, abrasion-resistant.
Color: black

Suitable as:

- pin-insertion foam
- interlayers for containers
- partitions for containers
- workstation pad

In compliance with ESD standard DIN EN 61340-5-1

PE

dpv*link* 700

Article	L [mm]	W [mm]	Thickness [mm]
4550.03.0153	253	153	3
4550.03.0253	353	253	3
4550.03.0255.KLT	340	255	3
4550.03.0300	300	300	3
4550.03.0353	553	353	3
4550.03.0355.KLT	540	355	3
4550.03.Z		Cutting	3
4550.06.0153	253	153	3
4550.06.0253	353	253	6
4550.06.0255.KLT	340	255	6
4550.06.0300	300	300	6
4550.06.0353	553	353	6
4550.06.0355.KLT	540	355	6
4550.06.0550	750	550	6
4550.06.Z		Cutting	6
4550.10.0253	353	253	10
4550.10.0255.KLT	340	255	10
4550.10.0353	553	353	10
4550.10.0355.KLT	540	355	10
4550.10.0550	750	550	10
4550.10.Z		Cutting	10

PE foam plates, dissipative

dpv*link* 702

Article	L [mm]	W [mm]	Thickness [mm]
4550.03.1000	1000	1000	3
4550.03.1500	1500	1000	3
4550.06.1000	1000	1000	6
4550.06.1500	1500	1000	6
4550.10.1000	1000	1000	10
4550.10.1500	1500	1000	10

further thicknesses, cuttings and assemblies available on request -

PU Foam, soft, conductive



PU foam, electrostatically conductive, open-cell.
Color: black

Suitable as:

- **soft** = cushion foam
- **hard** = pin-insertion foam

In compliance with ESD standard DIN EN 61340-5-1

Available as napped foam profile 1:1 or smooth foam

dpv*link* 690

Article	L [mm]	W [mm]	Thickness [mm]	Version
4450.weich	353	253	6	soft, smooth
4451.weich	553	353	6	soft, smooth
4454.weich	353	253	10	soft, smooth
4455.weich	553	353	10	soft, smooth
4456.weich	353	253	15	soft, smooth
4457.weich	553	353	15	soft, smooth
4458.weich.20	353	253	20	soft, smooth
4458.weich.30	353	253	30	soft, smooth
4459.weich.20	553	353	20	soft, smooth
4459.weich.30	553	353	30	soft, smooth
4450.weich.Z		Cutting		soft, smooth
4470.1.32	250	150	20	soft, napped profile 1:1
4470.1.43	350	250	20	soft, napped profile 1:1
4470.1.64	550	350	20	soft, napped profile 1:1
4470.1.64-H35	550	350	35	soft, napped profile 1:1

PU foam, hard, conductive

dpv*link* 18885

Article	L [mm]	W [mm]	Thickness [mm]	Version
4460.hart	353	253	6	hard, smooth
4461.hart	553	353	6	hard, smooth
4464.hart	350	253	10	hard, smooth
4465.hart	553	353	10	hard, smooth
4466.hart	353	253	15	hard, smooth
4467.hart	553	353	15	hard, smooth
4460.hart.Z		Cutting		hard, smooth

further thicknesses, cuttings and manufactures available on request

DPV ELEKTRONIK

Weitere Artikel finden Sie unter www.compumet.ch

PU Foam for shipping boxes

PU foam, electrostatically dissipative, open-cell, soft design.
Color: pink

Suitable as:

- insert for shipping boxes

In compliance with ESD standard DIN EN 61340-5-1

Available with napped foam profile 1:1 or smooth foam.

dpv*link* 641

Article	L [mm]	W [mm]	Thickness [mm]	Version
4920.1.10	100	55	10	napped profile 1:1
4903.0.15	178	127	15	smooth
4903.1.15	178	127	15	napped profile 1:1
4903.1.20	178	127	20	napped profile 1:1
4903.0.20	178	127	20	smooth
4921.1.20	190	135	20	napped profile 1:1
4904.1.20	250	191	20	napped profile 1:1
4904.0.15	250	191	15	smooth
4904.0.20	250	191	20	smooth
4906.0.20	267	216	20	smooth
4906.1.30	267	216	30	napped profile 1:1
4922.1.20	300	300	20	napped profile 1:1
4914.1.20	330	180	20	napped profile 1:1
4923.1.20	380	280	20	napped profile 1:1
4915.1.20	380	320	20	napped profile 1:1
4916.1.20	393	300	20	napped profile 1:1
4911.0.20	400	300	20	smooth
4911.1.30	400	300	30	napped profile 1:1
4910.0.15	420	220	15	smooth
4910.1.20	420	220	20	napped profile 1:1
4918.1.20	490	460	20	napped profile 1:1
4935.1.20	550	350	20	napped profile 1:1
4935.1.20.SK	550	350	20	napped profile 1:1, self-adhesive

Special thicknesses/cuttings, stamped parts, plates and rolls available on request

PU Gridded foam for shipping boxes

Gridded foam, dissipative, pre-cut grid 15/15 mm

dpv*link* 15724

Article	L [mm]	W [mm]	Thickness [mm]
4903.0.20.R15	178	127	20
4904.0.20.R15	250	191	20

Special thicknesses/cuttings, plates available on request

Cardboard packagings

CORSTAT/ CORTRONIC

CORTRONIC® Shipping boxes standard

CORTRONIC® shipping boxes **standard**, with high shielding, color: blue, with ESD imprint, long-lasting color fastness

- Typical surface resistance interior / exterior $R_S = 10^7 - 10^9$ ohm ESD
- Electrostatic shielding 3.4 nJ (Energy Test)

For suitable foam inserts see **dpv*link*** 641

dpv*link* 626

Article	Dimensions inside LxWxH [mm]	Foam
COR-01.TVS	40 x 40 x 15	PU foam for pin insertion / napped foam
COR-02.TVS	62 x 62 x 25	PU foam for pin insertion / napped foam
COR-05.TVS	100 x 55 x 25	
COR-10.TVS	183 x 127 x 38	
COR-15.TVS	178 x 127 x 64	
COR-20.TVS	190 x 135 x 40	
COR-30.TVS	250 x 191 x 38	
COR-40.TVS	250 x 191 x 64	
COR-45.TVS	250 x 191 x 110	
COR-50.TVS	267 x 216 x 64	
COR-55.TVS	300 x 300 x 100	
COR-56.TVS	340 x 300 x 100	
COR-57.TVS	380 x 280 x 60	
COR-58.TVS	380 x 250 x 120	
COR-60.TVS	420 x 220 x 40	
COR-65.TVS	420 x 220 x 65	
COR-70.TVS	480 x 350 x 64	

Shipping boxes - customer-specific - available on request

Inserts for shipping boxes

Fixing strips, dissipative, integrated in matching shipping box

dpv*link* 13188

Article	L [mm]	W [mm]	Thickness [mm]
COR-10.FL	127	20	20
COR-30.FL	191	20	20

CORTRONIC Flatpac insert for shipping boxes

HANS KOLB



CORTRONIC Flatpac inserts for shipping boxes standard, color: blue with stretch film, transparent, dissipative

- no foam inserts required

dpv*link* 5933

Article	Dimensions inside LxWxH [mm]
	CORTRONIC Flatpac insert for shipping boxes
COR-10.DFP	183 x 127 x 38
COR-15.DFP	178 x 127 x 64
COR-20.DFP	190 x 135 x 40
COR-30.DFP	250 x 191 x 38
COR-40.DFP	250 x 191 x 64
COR-45.DFP	250 x 191 x 110
COR-50.DFP	267 x 216 x 64
COR-55.DFP	300 x 300 x 100
COR-57.DFP	380 x 280 x 60

CORTRONIC® Shipping boxes Cor-Pack

HANS KOLB

CORTRONIC shipping boxes **Cor-Pack** with high shielding
color: blue, with ESD imprint, long-lasting color fastness
incl. 20 mm profile foam pink/dissipative

- Interior/exterior: Rs = 10^7 - 10^9 ohm
- Electrostatic shielding 3.4 nJ (Energy Test)

dpv*link* 5780

Article	Dimensions inside LxWxH [mm]
	CORTRONIC® Shipping boxes Cor-Pack
COR-05.TCP	150 x 115 x 40
COR-10.TCP	220 x 140 x 50
COR-20.TCP	280 x 140 x 100

Shipping boxes - customer-specific - available on request

All shipping boxes are also available ready-made and with inserted foam

CORTRONIC® Shipping boxes KORRVU

HANS KOLB

CORTRONIC shipping boxes **KORRVU**, with high shielding, color: blue, with ESD imprint, long-lasting color fastness

With a **permanently conductive fixing film on PU basis** KORRVU offers a packaging solution that renounces completely foam inserts.

Advantages:

- One-product packaging
- completely recyclable
- Reduction of the storage and transport costs due to the now unnecessary foam inserts
- long-term safety of the inserted ESD components
- Interior/exterior: Rs = 10^7 - 10^9 ohm
- Electrostatic shielding 3.4 nJ (Energy Test)

dpv*link* 5800

Article	Dimensions inside LxWxH [mm]
	CORTRONIC® Shipping boxes KORRVU
COR-20.KC	125 x 107 x 25
COR-30.KC	160 x 127 x 34
COR-40.KC	235 x 175 x 45
COR-50.KC	282 x 228 x 70

Shipping boxes - customer-specific - available on request

CORTRONIC® Shipping box E-Proms

HANS KOLB



CORTRONIC shipping boxes **E-Proms**, with electrically conductive pin-insertion foam (6 mm PE or PU) or napped foam (10 mm) color: blue, with ESD imprint

dpv*link* 13309

Article	Dimensions inside [mm] LxWxH	Foam
	CORTRONIC® Shipping box E-Proms	
COR-05.TEP	95 x 30 x 15	without foam
COR-05.TEP.NO	95 x 30 x 15	napped foam
COR-05.TEP.PE	95 x 30 x 15	PE foam for pin insertion
COR-05.TEP.PE+NO	95 x 30 x 15	PE foam for pin insertion / napped foam
COR-10.TEP	100 x 60 x 15	without foam
COR-10.TEP.NO	100 x 60 x 15	napped foam
COR-10.TEP.PE	100 x 60 x 15	PE foam for pin insertion
COR-10.TEP.PE+NO	100 x 60 x 15	PE foam for pin insertion / napped foam
COR-15.TEP	100 x 60 x 30	without foam
COR-15.TEP.NO	100 x 60 x 30	napped foam
COR-15.TEP.PE	100 x 60 x 30	PE foam for pin insertion
COR-15.TEP.PE+NO	100 x 60 x 30	PE foam for pin insertion / napped foam
COR-20.TEP	120 x 100 x 15	without foam
COR-20.TEP.NO	120 x 100 x 15	napped foam
COR-20.TEP.PE	120 x 100 x 15	PE foam for pin insertion
COR-20.TEP.PE+NO	120 x 100 x 15	PE foam for pin insertion / napped foam
COR-30.TEP	155 x 70 x 25	without foam
COR-30.TEP.NO	155 x 70 x 25	napped foam
COR-30.TEP.PE	155 x 70 x 25	PE foam for pin insertion
COR-30.TEP.PE+NO	155 x 70 x 25	PE foam for pin insertion / napped foam

CORTRONIC American Box TAB

HANS KOLB

CORTRONIC American Box TAB made of corrugated cardboard, interior and exterior with electrostatically dissipative coating and sealing, exterior with water-repellent and scratch-resistant coating, recyclable. High shielding, color: black, with ESD imprint

In compliance with the ESD standard DIN EN 61340-5-1

dpv*link* 24275

Article	Dimensions outside/inside LxWxH [mm]	
	CORTRONIC American Box TAB	
COR-15.TAB	389 x 278 x 67	362 x 251 x 60
COR-13.TAB	373 x 259 x 188	362 x 251 x 172
COR-30.TAB	562 x 370 x 188	551 x 362 x 172
COR-35.TAB	562 x 370 x 236	551 x 362 x 220

Adhesive tape black

dpv*link* 24358

Article	Type
COR-10.KB	Adhesive tape black 50 mm x 66 m for Cortronic

DPV ELEKTRONIK

Weitere Artikel finden Sie unter www.compumet.ch

SAFESHIELD Shipping boxes

SAFESHIELD shipping boxes with high shielding, color: blue, with ESD imprint

- In compliance with ESD standard DIN EN 61340-5-1
- Electrostatic shielding < 10 nJ (Energy Test)

For suitable foam inserts see **dpv***link* 641

dpv*link* **616**

Article	Dimensions inside LxWxH [mm]	Foam
	SAFESHIELD Shipping boxes	
5510.902	95 x 30 x 15	PE foam for pin insertion / 6 mm
5510.908	100 x 60 x 15	PE foam for pin insertion / 6 mm
5510.909	120 x 100 x 15	PE foam for pin insertion / 6 mm
5510.903	178 x 127 x 38	
5510.904	250 x 191 x 38	
5510.905	250 x 191 x 64	
5510.912	250 x 191 x 110	
5510.906	267 x 216 x 64	
5510.913	300 x 300 x 100	
5510.914	330 x 180 x 70	
5510.915	380 x 320 x 60	
5510.916	393 x 300 x 90	
5510.911	400 x 300 x 65	
5510.910	420 x 220 x 40	
5510.917	420 x 220 x 65	
5510.918	490 x 460 x 80	
5510.907	200 x 140 x 50	profile foam / 20 mm

Shipping boxes - customer-specific - available on request

Cardboard containers

CORTRONIC Customer-Store-Container

HANS KOLB

CORTRONIC Customer-Store-Container made of corrugated cardboard, interior and exterior with electrostatically dissipative coating and sealing, exterior with water-repellent and scratch-resistant coating, recyclable. With high shielding, color: black, with ESD imprint

- Interior/exterior: $R_S = 10^7 - 10^9$ ohm
- Electrostatic shielding of 3.4 nJ (Energy Test)

Container can also be used without lid.
Please indicate the color when ordering. COR-36.CSC and COR-40.CSC only available in black.

grün schwarz blau rot

dpv*link* **739**

Article	Dimensions outside/inside LxWxH [mm]		Material
	CORTRONIC Customer-Store-Container		
COR-03.CSC	389 x 278 x 67	362 x 251 x 60	corrugated board
COR-05.CSC	389 x 278 x 107	362 x 251 x 100	corrugated board
COR-10.CSC	389 x 278 x 146	362 x 251 x 139	corrugated board
COR-15.CSC	389 x 278 x 227	362 x 251 x 220	corrugated board
COR-16.CSC	389 x 278 x 307	362 x 251 x 300	corrugated board
COR-17.CSC	578 x 389 x 67	551 x 362 x 60	corrugated board
COR-19.CSC	578 x 389 x 107	551 x 362 x 100	corrugated board
COR-20.CSC	578 x 389 x 146	551 x 362 x 139	corrugated board
COR-30.CSC	578 x 389 x 179	551 x 362 x 172	corrugated board
COR-35.CSC	578 x 389 x 227	551 x 362 x 220	corrugated board
COR-36.CSC	578 x 389 x 307	550 x 365 x 300	corrugated board
COR-40.CSC	578 x 389 x 410	550 x 365 x 400	corrugated board

indicate color when ordering

CORTRONIC Lid for Customer-Store-Containers

HANS KOLB

Lid for Customer-Store-Container

dpv*link* **13304**

Article	Type
COR-03-15.CSC-D	**Lid for art. COR-03/05/10/15.CSC**
COR-17-40.CSC-D	**Lid for art. COR-17/19/20/30/35/36/40.CSC**

The product range of Kolb for ESD packaging COR-STAT™ / CORTRONIC© is available in our online shop or in the current manufacturer leaflet

- as flipping book
- as download

Interlayers for Customer-Store-Containers

HANS KOLB

Interlayers made of corrugated cardboard, dissipative

dpv*link* 5961

Article	Type
COR-05.DZW	**Interlayers 357 x 246 mm** 2 corners beveled
COR-10.DZW	**Interlayers 550 x 350 mm** 2 corners beveled

CSC Long partition 360 / 549 mm

HANS KOLB

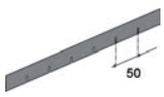

made of solid board, dissipative, exterior with water-repellent and scratch-resistant coating, recyclable

dpv*link* 10909

Article	Type
COR-03.CSCL	**CSC long partition for 03 - 15.CSC** 360 x 60 mm (6 slots) spacing 50 mm
COR-05.CSCL	**CSC long partition for 03 - 15.CSC** 360 x 100 mm (6 slots) spacing 50 mm
COR-10.CSCL	**CSC long partition for 03 - 15.CSC** 360 x 139 mm (6 slots) spacing 50 mm
COR-15.CSCL	**CSC long partition for 03 - 15.CSC** 360 x 220 mm (6 slots) spacing 50 mm
COR-17.CSCL	**CSC long partition for 17 - 35.CSC** 549 x 60 mm (11 slots) spacing 50 mm
COR-17.CSCL20	**CSC long partition for 17 - 35.CSC** 549 x 60 mm (24 slots) spacing 20 mm
COR-19.CSCL	**CSC long partition for 19 - 35.CSC** 549 x 100 mm (11 slots) spacing 50 mm
COR-19.CSCL20	**CSC long parition for 19 - 35.CSC** 549 x 100 mm (24 slots) spacing 20 mm
COR-20.CSCL	**CSC long partition for 20- 35.CSC** 549 x 139 mm (11 slots) spacing 50 mm
COR-20.CSCL20	**CSC long partition for 20 - 35.CSC** 549 x 139 mm (24 slots) spacing 20 mm
COR-30.CSCL	**CSC long partition for 30 - 35.CSC** 549 x 172 mm (11 slots) spacing 50 mm
COR-30.CSCL20	**CSC long partition for 30 - 35.CSC** 549 x 172 mm (24 slots) spacing 20 mm
COR-35.CSCL	**CSC long partition for 35 - 35.CSC** 549 x 220 mm (11 slots) spacing 50 mm
COR-35.CSCL20	**CSC long partition for 35 - 35.CSC** 549 x 220 mm (24 slots) spacing 20 mm

CSC Short partition 249 / 360 mm

HANS KOLB

made of solid board, dissipative, exterior with water-repellent and scratch-resistant coating, recyclable

dpv*link* 10890

Article	Type
COR-03.CSCK	**CSC short partition for 03 - 15.CSC** 249 x 60 mm (10 slots)
COR-05.CSCK	**CSC short partition for 03 - 15.CSC** 249 x 100 mm (10 slots)
COR-10.CSCK	**CSC short partition for 03 - 15.CSC** 249 x 139 mm (10 slots)
COR-15.CSCK	**CSC short partition for 03 - 15.CSC** 249 x 220 mm (10 slots)

dpv*link* 10890

Article	Type
COR-17.CSCK	**CSC short partition for 17 - 35.CSC** 360 x 60 mm (15 slots)
COR-19.CSCK	**CSC short partition for 17 - 35.CSC** 360 x 100 mm (15 slots)
COR-20.CSCK	**CSC short partition for 17 - 35.CSC** 360 x 139 mm (15 slots)
COR-30.CSCK	**CSC short partition for 17 - 35.CSC** 360 x 172 mm (15 slots)
COR-35.CSCK	**CSC short partition for 17 - 35.CSC** 360 x 220 mm (15 slots)

CORSTAT CSC Inserts "box in box"

HANS KOLB

for CORTRONIC Customer-Store Container 17 and 19; made of corrugated cardboard, interior and exterior with electrostatically conductive coating and sealing, exterior with water-repellent and scratch-resistant coating, recyclable, color: black In compliance with ESD standard DIN EN 61340-5-1

dpv*link* 10815

Article	Dimensions inside LxWxH [mm]	
	CORSTAT CSC Inserts "box in box"	
COR-17.CB1/4	256 x 162 x 56	4 boxes/container
COR-19.CB1/4	256 x 163 x 95	4 boxes/container

CORTRONIC Multibox

HANS KOLB

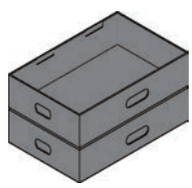

Cortronic Multibox made of corrugated cardboard, interior and exterior with electrostatically dissipative coating and sealing, exterior with water-repellent and scratch-resistant coating, recyclable. With high shielding, color: black, with ESD imprint

- Interior/exterior $R_S = 10^7 - 10^9$ ohm
- Electrostatic shielding 3.4 nJ (Energy Test)

dpv*link* 7096

Article	Dimensions outside/inside LxWxH [mm]	
	CORTRONIC Multibox	
COR-10.MB	591 x 391 x 114	565 x 365 x 109
COR-20.MB	591 x 391 x 214	565 x 365 x 209

Lid for CORTRONIC Multibox

HANS KOLB

Slip lid for Multibox containers

dpv*link* 11088

Article	Type
COR-10.30.MBSD	**Slip lid for art. COR-10/20.MB**

DPV ELEKTRONIK

Weitere Artikel finden Sie unter www.compumet.ch

Short partition for Multibox 10 - 20-MB

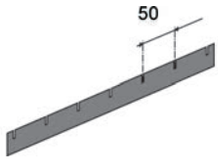

Short partition approx. 352 x 100/200 mm (7 slots); exterior with water-repellent and scratch-resistant coating

dpv*link* 10910

Article	Type
COR-100.MBK	**approx. 352 x 100 mm (7 slots)**
COR-200.MBK	**approx. 352 x 200 mm (7 slots)**

Long partition for Multibox 10 - 20-MB



Long partition approx. 552 x 100/200 mm (22 slots); exterior with water-repellent and scratch-resistant coating.

dpv*link* 10917

Article	Type
COR-100.MBL	**approx. 552 x 100 mm (22 slots)**
COR-200.MBL	**approx. 552 x 200 mm (22 slots)**

CORSTAT Reel-Box

Made of corrugated cardboard, interior and exterior with electrostatically conductive coating and sealing, exterior with water-repellent and scratch-resistant coating, recyclable, color: black

In compliance with ESD standard DIN EN 61340-5-1

dpv*link* 745

Article	Type
COR-10.CRB	**CORSTAT Reel-Box 180** 380 x 180 x 100 mm, for 16 reels max. Ø 180 mm
COR-30.CRB	**CORSTAT Reel-Box 380** 355 x 286 x 220 mm, for 5 reels max. Ø 380 mm

CORTRONIC Partition container

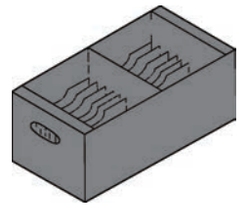

CORTRONIC partition container including lid made of corrugated cardboard, interior and exterior with electrostatically dissipative coating and sealing, exterior with water-repellent and scratch-resistant coating, recyclable. With high shielding, color: black, with ESD imprint

- Interior/exterior: $R_S = 10^7 - 10^9$ ohm
- Electrostatic shielding 3.4 nJ (EnergyTest)

By removing the short or long partitions it is possible to modify the compartment sizes. Thus, the basic version can be turned into version A, B or C.

Artikel	Innenmaße L/B/H	Fachgrößen L/B/H	Anzahl Fächer	Anzahl Stege Kurz	Anzahl Stege Längs
COR-10.TSC	270/169/195 mm	130/24/195 mm	12	1	5
		265/24/195 mm [A]	6	-	5
COR-15.TSC	372/388/ 84 mm	109/18/ 84 mm	60	19	4
		165/18/ 84 mm [A]	40	19	3
COR-20.TSC	386/386/176 mm	110/30/175 mm	30	4	9
		168/30/175 mm [A]	20	3	9
		340/30/175 mm [B]	10	2	9
COR-30.TSC	386/386/358 mm	168/35/350 mm	18	8	3
		340/35/350 mm [A]	9	8	2
COR-40.TSC	424/272/281 mm	178/18/280 mm	22	3	10
		365/18/280 mm [A]	11	2	10
COR-41.TSC	424/272/281 mm	117/22/280 mm	30	16	3
		238/22/280 mm [A]	15	16	2
COR-45.TSC	493/390/166 mm	178/45/166 mm	20	9	3
		360/45/166 mm [A]	10	9	2
COR-48.TSC	562/355/150 mm	123/24/150 mm	44	5	10
		165/24/150 mm [A]	33	4	10
		250/24/150 mm [B]	22	3	10
		515/24/150 mm [C]	11	2	10
COR-50.TSC	562/355/329 mm	123/24/325 mm	44	5	10
		165/24/325 mm [A]	33	4	10
		250/24/325 mm [B]	22	3	10
		515/24/325 mm [C]	11	2	10

Einzelteile (Behälter, Deckel, Stege) auf Anfrage

dpv*link* 5787

Article	Dimensions outside/inside LxWxH [mm]	
	CORTRONIC Partition container	
COR-10.TSC	297 x 181 x 204	270 x 169 x 195
COR-15.TSC	400 x 400 x 100	372 x 388 x 84
COR-20.TSC	415 x 405 x 190	386 x 386 x 176
COR-30.TSC	415 x 405 x 365	386 x 386 x 358
COR-40.TSC	450 x 290 x 290	424 x 272 x 281
COR-41.TSC	450 x 290 x 290	424 x 272 x 281
COR-45.TSC	510 x 410 x 175	493 x 390 x 166
COR-48.TSC	595 x 380 x 160	562 x 355 x 150
COR-50.TSC	595 x 380 x 335	562 x 355 x 329

CORSTAT Tray

HANS KOLB

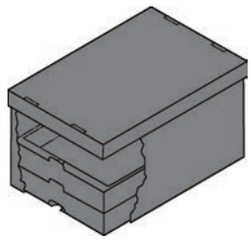

Made of corrugated paper, interior and exterior with electrostatically conductive coating and sealing, exterior with water-repellent and scratch-resistant coating, recyclable, with stacking nose reinforcement, color: black

In compliance with ESD standard DIN EN 61340-5-1

Versions:

- CTR = without foam
- CRT-EE = EE flute with **COR**TEC
- CTR.as = foam inlay dissipative, pink
- CTR.el = foam inlay conductive, black

CORSTAT Trays fitting in Euro containers 400 x 300 mm respectively 600 x 400 mm and Customer-Store-Container

dpv*link* 709

Article	Dimensions outside/inside LxWxH [mm]	
	CORSTAT Tray	
COR-20.CTR-EE	550 x 346 x 33	499 x 330 x 28
COR-25.CTR-EE	550 x 346 x 43	499 x 330 x 40
COR-30.CTR-EE	550 x 346 x 73	499 x 330 x 70
COR-05.CTR	351 x 246 x 31	297 x 230 x 28
COR-05.CTR.as	351 x 246 x 31	297 x 230 x 28
COR-05.CTR.el	351 x 246 x 31	297 x 230 x 28
COR-06.CTR	351 x 246 x 60	297 x 230 x 55
COR-06.CTR.as	351 x 246 x 60	297 x 230 x 55
COR-06.CTR.el	351 x 246 x 60	297 x 230 x 55
COR-07.CTR	358 x 259 x 43	305 x 243 x 40
COR-07.CTR.as	358 x 259 x 43	305 x 243 x 40
COR-07.CTR.el	358 x 259 x 43	305 x 253 x 40
COR-20.CTR	550 x 346 x 31	499 x 330 x 28
COR-20.CTR.as	550 x 346 x 31	499 x 330 x 28
COR-20.CTR.el	550 x 346 x 31	499 x 330 x 28
COR-25.CTR	550 x 346 x 43	499 x 330 x 40
COR-25.CTR.as	550 x 346 x 43	499 x 330 x 40
COR-25.CTR.el	550 x 346 x 43	499 x 330 x 40
COR-30.CTR	550 x 346 x 73	499 x 330 x 70
COR-30.CTR.as	550 x 346 x 73	499 x 330 x 70
COR-30.CTR.el	550 x 346 x 73	499 x 330 x 70

dpv*link* 23040

Article	Type	L [mm]	W [mm]	Color
COR-20.40.CTR.D	Lid for CORSTAT Tray (solid board)	593	343	black

CORSTAT Tube-Box

HANS KOLB

made of corrugated cardboard, interior and exterior with electrostatically conductive coating and sealing, exterior with water-repellent and scratch-resistant coating, recyclable, color: black

In compliance with ESD standard DIN EN 61340-5-1

dpv*link* 750

Article	Dimensions outside/inside LxWxH [mm]	
	CORSTAT Tube-Box	
COR-05.CTB	610 x 113 x 51	600 x 95 x 45
COR-10.CTB	600 x 113 x 101	590 x 95 x 95

+++ minimum order quantity 10 pieces +++

CORSTAT Storage box, open

HANS KOLB



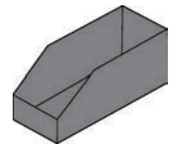

made of corrugated cardboard, interior and exterior with electrostatically conductive coating and sealing, exterior with water-repellent and scratch-resistant coating, recyclable, color: black

In compliance with ESD standard DIN EN 61340-5-1

dpv*link* 755

Article	Dimensions outside/inside LxWxH [mm]		Material
	CORSTAT Storage box, open		
COR-05.CLBO	202 x 70 x 70	180 x 62 x 65	corrugated board
COR-10.CLBO	305 x 159 x 115	285 x 150 x 110	corrugated board
COR-15.CLBO	313 x 116 x 127	292 x 109 x 122	corrugated board
COR-20.CLBO	600 x 73 x 66	580 x 65 x 65	corrugated board
COR-30.CLBO	611 x 117 x 127	592 x 109 x 122	corrugated board
COR-40.CLBO	611 x 161 x 75	592 x 153 x 70	corrugated board
COR-45.CLBO	609 x 209 x 185	590 x 200 x 180	corrugated board
COR-50.CLBO	634 x 108 x 135	615 x 100 x 130	corrugated board

+++ Minimum order quantity 10 pieces +++

IC bar magazine 10-ICM

-On the picture 3 stacked bar magazines -

IC bar magazine 10-ICM 336 x 586 x 35 mm outside, stackable, box with dissipative and shielding properties, black.

In compliance with ESD standard DIN EN 61340-5-1

dpv*link* 17320

Article	Dimensions outside
	IC bar magazine 10-ICM
COR-10.ICM	599 x 399 x 39

CORSTAT Storage box for IC bars, open

made of corrugated cardboard
interior and exterior with electrostatically conductive coating and sealing, recyclable, color: blue

In compliance with ESD standard DIN EN 61340-5-1

dpv*link* 757

Article	Dimensions inside LxWxH [mm]
	CORSTAT Storage box for IC bars, open
5510.095	630 x 95 x 95
5510.195	630 x 195 x 95

DPV ELEKTRONIK

Weitere Artikel finden Sie unter www.compumet.ch

ESD Small parts containers

Hinged utility boxes

Hinged utility boxes made of electrostatically volume conductive plastic, black, equipped with conductive polyethylene pin-insertion foam, lid with imprinted ESD warning symbol

In compliance with ESD standard DIN EN 61340-5-1

dpv*link* 646

Article	Dimensions inside LxWxH [mm]	Foam
	Hinged utility boxes	
5100.860	55 x 38 x 14	PE foam for pin insertion
5100.861	70 x 45 x 14	PE foam for pin insertion
5100.862	130 x 32 x 14	PE foam for pin insertion
5100.864	77 x 55 x 12	PE foam for pin insertion
5100.865	117 x 90 x 21	PE foam for pin insertion
5100.866	138 x 44 x 14	PE foam for pin insertion

Hinged lid box type 380

- hinged lid box of plastic
- 185 x 108 x 10 mm
- color black

In compliance with ESD standard DIN EN 61340-5-1

dpv*link* 21545

Article	Type
	Hinged lid box type 380
032.380	**Hinged lid box conductive, empty** Dimensions 185 x 108 x 10 mm
032.380.F09	**Vacuum-formed insert, conductive, 9 cavities** Dimensions of cavities 59 x 33 mm
032.380.F15	**Vacuum-formed insert, conductive, 15 cavities** Dimensions of cavities 35 x 33 mm
032.380.F24	**Vacuum-formed insert, conductive, 24 cavities** Dimensions of cavities 28 x 24 mm

Hinged lid box type 381

- hinged lid box of plastic
- 185 x 108 x 29 mm or 185 x 108 x 48 mm
- color black

In compliance with ESD standard DIN EN 61340-5-1

dpv*link* 21548

Article	Type
	Hinged lid box type 381
032.381	**Hinged lid box conductive, empty** Dimensions 185 x 108 x 29 mm
032.382	**Hinged lid box conductive, empty** Dimensions 185 x 108 x 48 mm
032.381.F02	**Vacuum-formed insert, conductive, 2 cavities** dimensions of cavities 93 x 81 mm
032.381.F12	**Vacuum-formed insert, conductive, 12 cavities** dimensions of cavities 45 x 25 mm
032.381.F17	**Vacuum-formed insert, conductive, 17 cavities** dimensions of cavities 16 x 20 x 30, 1 x 80 x 30 mm
032.381.F20	**Vacuum-formed insert, conductive, 20 cavities** dimensions of cavities 20 x 30 mm

Hinged lid box type 384

- plastic hinged lid box
- 295 x 164 x 16 mm
- color black

In compliance with ESD standard DIN EN 61340-5-1

dpv*link* 22811

Article	Type
	Hinged lid box type 384
032.384	**Hinged lid box conductive, empty** Dimensions 295 x 164 x 16 mm
032.384.F54	**Vacuum-formed insert, conductive, 54 cavities** dimensions of cavities 28 x 23 mm
032.384.F72	**Vacuum-formed insert, conductive, 72 cavities** dimensions of cavities 20 x 22 mm

Hinged lid box type 385

- hinged lid box of plastic
- 295 x 166 x 21 mm
- color black



In compliance with ESD standard DIN EN 61340-5-1

dpv*link* 21553

Article	Type
	Hinged lid box type 385
032.385	**Hinged lid box conductive, empty** Dimensions 295 x 166 x 21 mm
032.385.F15	**Vacuum-formed insert, conductive, 15 cavities** Dimensions of cavities 47 x 52 mm
032.385.F35	**Vacuum-formed insert, conductive, 35 cavities** Dimensions of cavities 23 x 35 mm
032.385.F54	**Vacuum-formed insert, conductive, 54 cavities** Dimensions of cavities 20 x 27 mm
032.385.F72	**Vacuum-formed insert, conductive, 72 cavities** Dimensions of cavities 20 x 20 mm

Hinged lid box type 386

- hinged lid box of plastic
- 295 x 166 x 39 mm
- color black

In compliance with ESD standard DIN EN 61340-5-1

dpv*link* 21555

Article	Type
	Hinged lid box type 386
032.386	**Hinged lid box conductive, empty** Dimensions 295 x 166 x 39 mm
032.386.F06	**Vacuum-formed insert, conductive, 6 cavities** dimensions of cavities 69 x 88 mm
032.386.F12	**Vacuum-formed insert, conductive, 12 cavities** dimensions of cavities 44 x 64 mm
032.386.F15	**Vacuum-formed insert, conductive, 15 cavities** dimensions of cavities 44 x 49 mm

Hinged lid box type 387

- hinged lid box made of plastic
- 295 x 164 x 38 mm
- color black

in compliance with the ESD standard DIN EN 61340-5-1 ESD

dpv*link* 24169

Article	Type
	Hinged lid box type 387
032.387	**Hinged lid box conductive, empty** dimensions 295 x 164 x 38 mm
032.387.F06	**Vacuum-formed insert, conductive, 6 cavities** dimensions of cavities 71 x 90 mm
032.387.F12	**Vacuum-formed insert, conductive, 12 cavities** dimensions of cavities 45 x 66 mm
032.387.F15	**Vacuum-formed insert, conductive, 15 cavities** dimensions of cavities 45 x 52 mm

Hinged lid boxes with snap lock

Hinged lid boxes with snap lock made of electrostatically volume conductive plastic, black

In compliance with ESD standard DIN EN 61340-5-1

dpv*link* 14900

Article	Dimensions outside/inside LxWxH [mm]		Shipping Unit
	Hinged lid boxes with snap lock		
032.20.200	34 x 34 x 8	32 x 32 x 8	100
032.20.201	58 x 42 x 10	55 x 39 x 10	100
032.20.202	68 x 50 x 13	66 x 47 x 13	100
032.20.203	95 x 70 x 17	92 x 65 x 17	100
032.20.204	115 x 85 x 26	111 x 78 x 26	100
032.20.205	138 x 102 x 30	134 x 95 x 30	100

- foam inserts available on request -

Hinged lid box MOS

Hinged lid box made of plastic
Ideal for the safe storage and shipping of electronic small parts
In compliance with the ESD standard DIN EN 61340-5-1

dpv*link* 22036

Article	Dimensions outside/inside LxWxH [mm]		Shipping Unit
	Hinged lid box MOS		
032.355	118 x 78 x 20	90 x 50 x 15	1000 piece
032.356	190 x 112 x 20	162 x 95 x 15	10 piece

DPV ELEKTRONIK

Weitere Artikel finden Sie unter www.compumet.ch

Stackable hinged lid boxes

Stackable hinged lid boxes made of electrostatically volume conductive plastic, black

In compliance with ESD standard DIN EN 61340-5-1

dpv*link* 650

Article	Dimensions inside LxWxH [mm]
	Stackable hinged lid boxes
032.200.1	75 x 50 x 33
032.200	75 x 50 x 45
032.201	106 x 75 x 46
032.202	156 x 106 x 46

Rectangular boxes with lid

Application example

Rectangular boxes with slip lid made of electrostatically volume conductive plastic, black
In compliance with ESD standard DIN EN 61340-5-1

dpv*link* 652

Article	Dimensions inside [mm] LxWxH	
	Rectangular boxes with lid	
032.040	49.5 x 39.5 x 5	
032.050	50 x 30 x 16	
032.055	57 x 36 x 17	
032.070	80 x 50 x 27	
032.080	75 x 75 x 27	Minimum quantity on request
032.085	102 x 85 x 47	Minimum quantity on request

Rectangular compartment box with lid

Rectangular compartment box with slip lid made of electrostatically volume conductive plastic, black
In compliance with ESD standard DIN EN 61340-5-1

dpv*link* 654

Article	Dimensions inside LxWxH [mm]	Dimensions cavities	Cavities
	Rectangular compartment box with lid		
032.090	55 x 45 x 7	19x15x5 mm	6

Hinged lid box with snap lock

Hinged lid box made of plastic
Ideal for the safe storage and shipping of electronic small parts
In compliance with the ESD standard DIN EN 61340-5-1

dpv*link* 22027

Article	Dimensions outside/inside LxWxH [mm]	
	Hinged lid box with snap lock	
032.350	136 x 87 x 19	130 x 80 x 14
032.351	136 x 87 x 35	130 x 80 x 30
032.352	136 x 87 x 55	130 x 80 x 50
032.353	180 x 140 x 80	178 x 133 x 78
032.354	225 x 125 x 60	221 x 121 x 55

Suitcases ESD

Suitcases ESD with hinges and flap fasteners, made of electrostatically volume conductive plastic

In compliance with ESD standard DIN EN 61340-5-1

Suitcase 2012 ESD

Internal dimensions: 120 x 80 x 24 mm

Suitcase 2012-ESD with hinges and flap fasteners, made of electrostatically volume conductive plastic
Internal dimensions: 120 x 80 x 24 mm

In compliance with ESD standard DIN EN 61340-5-1

dpv*link* 16766

	Article	Type
	032.417	**Suitcase 2012-ESD, empty** Internal dimensions: 120 x 80 x 24 mm
	032.417.NO-Set	**Napped foam set for suitcase K 2012 ESD**
	032.417.04	**Case insert ESD (4 compartments)** Compartment size approx. 53 x 38 x 22 mm
	032.417.06	**Case insert ESD (6 compartments)** Compartment size approx. 38 x 35 x 22
	032.417.12	**Case insert ESD (12 compartments)** Compartment size approx. 25 x 24 x 22

Suitcase 2005 ESD

Internal dimensions: 170 x 130 x 37 mm

Suitcase 2005-ESD with hinges and flap fasteners, made of electrostatically volume conductive plastic
Internal dimensions: 170 x 130 x 37 mm

In compliance with ESD standard DIN EN 61340-5-1

dpv*link* 14743

	Article	Type
	032.415	**Suitcase 2005 ESD, empty** Internal dimensions: 170 x 130 x 37 mm
	032.415.NO-Set	**Napped foam set for suitcase K 2005 ESD**
	032.415.06	**Case insert 2005** Compartment size approx. 56 x 50 x 35 mm
	032.415.09	**Case insert 2005** Compartment size approx. 36 x 50 x 35 mm

Suitcase 2001 ESD

Internal dimensions: 240 x 170 x 42 mm

Suitcase 2001-ESD with hinges and flap fasteners, made of electrostatically volume conductive plastic
Internal dimensions: 240 x 170 x 42 mm

In compliance with ESD standard DIN EN 61340-5-1

dpv*link* 14742

	Article	Type
	032.410	**Suitcase 2001 ESD, empty** Internal dimensions: 240 x 170 x 42 mm
	032.410.NO-Set	**Napped foam set for suitcase K 2001 ESD**
	032.410.RA-Set	**Gridded foam set for suitcase K 2001 ESD**
	032.410.ST-Set	**Pin-insertion foam set for suitcase K 2001 ESD**
	032.410.06	**Case insert ESD (6 compartments)** Compartment size approx. 77 x 72 x 40 mm
	032.410.09	**Case insert ESD (9 compartments)** Compartment size approx. 50 x 72 x 40 mm
	032.410.12	**Case insert ESD (12 compartments)** Compartment size approx. 50 x 53 x 40 mm

DPV ELEKTRONIK

Weitere Artikel finden Sie unter www.compumet.ch

Suitcase 2004 ESD

Internal dimensions: 270 x 185 x 76 mm

Suitcase 2004-ESD with hinges and flap fasteners, made of electrostatically volume conductive plastic
Internal dimensions: 270 x 185 x 76 mm

In compliance with ESD standard DIN EN 61340-5-1

	dpv*link* 14741	
	Article	Type
	032.405	**Suitcase 2004 ESD, empty** Internal dimensions: 270 x 185 x 76 mm
	032.405.NO-Set	**Napped foam set for suitcase K 2004 ESD**
	032.405.RA-Set	**Gridded foam set for suitcase K 2004 ESD**
	032.405.06	**Case insert ESD (6 compartments)** Compartment size approx. 78 x 81 x 73 mm
	032.405.09	**Case insert ESD (9 compartments)** Compartment size approx. 50 x 81 x 73 mm

Suitcase 2006 ESD

Internal dimensions: 335 x 240 x 71 mm

Suitcase 2006-ESD with hinges and flap fasteners, made of electrostatically volume conductive plastic
Internal dimensions: 335 x 240 x 71 mm

In compliance with ESD standard DIN EN 61340-5-1

	dpv*link* 16768	
	Article	Type
	032.401	**Suitcase 2006 ESD, empty** Internal dimensions: 335 x 240 x 71 mm
	032.401.NO-Set	**Napped foam set for suitcase K 2006 ESD**
	032.401.RA-Set	**Gridded foam set for suitcase K 2006 ESD**

Suitcase 2000 ESD

Internal dimensions: 340 x 250 x 53 mm

Suitcase 2000-ESD with hinges and flap fasteners, made of electrostatically volume conductive plastic
Internal dimensions: 340 x 250 x 53 mm

In compliance with ESD standard DIN EN 61340-5-1

	dpv*link* 4100	
	Article	Type
	032.400	**Suitcase 2000 ESD, empty** Internal dimensions: 340 x 250 x 53 mm
	032.400.NO-Set	**Napped foam set for suitcase K 2000 ESD**
	032.400.RA-Set	**Gridded foam set for suitcase K 2000 ESD**
	032.400.06	**Case insert ESD (6 compartments)** Compartment size approx. 157 x 71 x 50 mm
	032.400.09	**Case insert ESD (9 compartments)** Compartment size approx 102 x 71 x 50 mm
	032.400.12	**Case insert ESD (12 compartments)** Compartment size approx. 75 x 71 x 50 mm
	032.400.24	**Case insert ESD (24 compartments)** Compartment size approx. 50 x 47 x 50 mm

Suitcase 2007 ESD

Internal dimensions: 365 x 245 x 105 mm

Suitcase 2012-ESD with hinges and flap fasteners, made of electrostatically volume conductive plastic
Internal dimensions: 365 x 245 x 105 mm

In compliance with ESD standard DIN EN 61340-5-1

	dpv*link* 16770	
	Article	Type
	032.425	**Suitcase 2007 ESD, empty** Internal dimensions: 365 x 245 x 105 mm
	032.425.NO-Set	**Napped foam set for suitcase K 2007 ESD**
	032.425.RA-Set	**Gridded foam set for suitcase K 2007 ESD**

Weitere Artikel finden Sie unter www.compumet.ch

Suitcase 2011 ESD

Internal dimensions: 375 x 265 x 80 mm

Suitcase 2011-ESD with hinges and flap fasteners, made of electrostatically volume conductive plastic
Internal dimensions: 375 x 265 x 80 mm

In compliance with ESD standard DIN EN 61340-5-1

	dpv*link* 14744	
	Article	Type
	032.420	**Suitcase 2011 ESD, empty** Internal dimensions: 375 x 265 x 80 mm
	032.420.NO-Set	**Napped foam set for suitcase K 2011 ESD**
	032.420.RA-Set	**Gridded foam set for suitcase K 2011 ESD**
	032.420.06	**Case insert ESD (6 compartments)** Compartment size approx. 168 x 71 x 62 mm
	032.420.09	**Case insert ESD (9 compartments)** Compartment size approx. 108 x 71 x 62 mm
	032.420.12	**Case insert ESD (12 compartments)** Compartment size approx. 71 x 79 x 62 mm

Suitcase 2003-ESD

Internal dimensions: 410 x 272 x 113 mm

Suitcase 2003-ESD with hinges and flap fasteners, made of electrostatically volume conductive plastic
Internal dimensions: 410 x 272 x 113 mm

In compliance with ESD standard DIN EN 61340-5-1

	dpv*link* 19809	
	Article	Type
	032.427	**Suitcase 2003-ESD, empty** Dimensions (inside): 410 x 272 x 113 mm
	032.427.RA-Set	**Gridded foam set for suitcase K 2003 ESD**
	032.427.ST-Set	**Napped foam set for suitcase K 2003 ESD**

Vacuum-formed inserts

All inserts are made of electrically conductive material (Liastat).

Vacuum-formed inserts T-263



- suitable for containers 600x400
- two-way stacking
- recessed grip
- 208 cavities 26x18x15 mm

dpv*link* 18936

Article	L [mm]	W [mm]	H [mm]
032.T-263	553	353	37

Vacuum-formed inserts T-230



- suitable for containers 400x300
- recessed grip
- 35 grooves 35x35x15 mm

dpv*link* 18900

Article	L [mm]	W [mm]	H [mm]
032.T-230	355	253	21

Vacuum-formed inserts T-2113



- suitable for containers 400x300
- two-way stacking
- recessed grip
- 50 cavities 42x22x21 mm

dpv*link* 19018

Article	L [mm]	W [mm]	H [mm]
032.T-2113	350	250	26

Vacuum-formed inserts T-245



- suitable for containers 600x400
- two-way stacking
- recessed grip
- 78 cavities 50x31x10 mm

dpv*link* 18902

Article	L [mm]	W [mm]	H [mm]
032.T-245	553	353	245

Vacuum-formed inserts T-2105



- suitable for containers 600x400
- two-way stacking
- recessed grip
- 40 cavities 57x30x7 mm

dpv*link* 18938

Article	L [mm]	W [mm]	H [mm]
032.T-2105	552	352	17

Vacuum-formed inserts T-244



- suitable for containers 400x300
- two-way stacking
- recessed grip
- 20 cavities 57x46x15 mm

dpv*link* 18904

Article	L [mm]	W [mm]	H [mm]
032.T-244	355	253	20

Vacuum-formed inserts T-235



- suitable for containers 600x400
- two-way stacking
- recessed grip
- 24 cavities 59x51x34 mm

dpv*link* 18906

Article	L [mm]	W [mm]	H [mm]
032.T-235	555	355	47

Vacuum-formed inserts T-2106



- suitable for containers 600x400
- two-way stacking
- recessed grip
- 60 cavities 63x21x7 mm

dpv*link* 18940

Article	L [mm]	W [mm]	H [mm]
032.T-2106	552	352	17

Vacuum-formed inserts T-236



- suitable for containers 600x400
- two-way stacking
- recessed grip
- 20 cavities 77x59x34 mm

dpv*link* 18908

Article	L [mm]	W [mm]	H [mm]
032.T-236	555	355	47

Vacuum-formed inserts T-231



- suitable for containers 400x300
- recessed grip
- 15 cavities 80x35x20 mm

dpv*link* 18910

Article	L [mm]	W [mm]	H [mm]
032.T-231	355	253	26

DPV ELEKTRONIK

Weitere Artikel finden Sie unter www.compumet.ch

Vacuum-formed inserts T-240



- suitable for containers 600x400
- two-way stacking
- recessed grip
- 21 cavities 85x65x17 mm

dpv*link* 18912

Article	L [mm]	W [mm]	H [mm]
032.T-240	553	353	29

Vacuum-formed inserts T-232



- suitable for containers 400x300
- recessed grip
- 12 cavities 90x50x20 mm

dpv*link* 18914

Article	L [mm]	W [mm]	H [mm]
032.T-232	355	253	25

Vacuum-formed inserts T-2100



- suitable for containers 400x300
- two-way stacking
- recessed grip
- 15 cavities 90x40x23 mm

dpv*link* 18928

Article	L [mm]	W [mm]	H [mm]
032.T-2100	358	258	68

Vacuum-formed inserts T-241



- suitable for containers 600x400
- two-way stacking
- recessed grip
- 21 cavities 94x65x35 mm

dpv*link* 18916

Article	L [mm]	W [mm]	H [mm]
032.T-241	553	353	46

Vacuum-formed inserts T-242



- suitable for containers 600x400
- two-way stacking
- recessed grip
- 27 cavities 107x47x22 mm

dpv*link* 18918

Article	L [mm]	W [mm]	H [mm]
032.T-242	553	353	40

Vacuum-formed inserts T-2114



- suitable for containers 600x400
- two-way stacking
- recessed grip
- 16 cavities 108x73x31 mm

dpv*link* 19020

Article	L [mm]	W [mm]	H [mm]
032.T-2114	555	355	40

Vacuum-formed inserts T-246



- suitable for containers 600x400
- two-way stacking
- recessed grip
- 12 cavities 112x106x35 mm

dpv*link* 18920

Article	L [mm]	W [mm]	H [mm]
032.T-246	553	353	44

Vacuum-formed inserts T-233



- suitable for containers 600x400
- recessed grip
- 15 cavities 135x50x10 mm

dpv*link* 18922

Article	L [mm]	W [mm]	H [mm]
032.T-233	550	350	17

Vacuum-formed inserts T-234



- suitable for containers 600x400
- recessed grip
- 42 cavities 145x15x10 mm

dpv*link* 18924

Article	L [mm]	W [mm]	H [mm]
032.T-234	550	350	17

Vacuum-formed inserts T-2103



- suitable for containers 600x400
- two-way stacking
- 12 cavities 154x80x37 mm

dpv*link* 18934

Article	L [mm]	W [mm]	H [mm]
032.T-2103	548	352	46

DPV ELEKTRONIK

dpv*link* - Produkte schnell finden!
www.compumet.ch
z.B.: **dpv*link* 21010** → **dpv*link* 21010**

Vacuum-formed inserts T-2102



- suitable for containers 600x400
- 6 cavities 170x155x36 mm

dpv*link* 18932

Article	L [mm]	W [mm]	H [mm]
032.T-2102	548	352	42

Vacuum-formed inserts T-2107

- suitable for containers 400x300
- 7 cavities 189x35x41 mm

dpv*link* 18942

Article	L [mm]	W [mm]	H [mm]
032.T-2107	362	263	43

Vacuum-formed inserts T243



- suitable for containers 600x400
- two-way stacking
- recessed grip
- 7 cavities 244x90x2 mm

dpv*link* 18926

Article	L [mm]	W [mm]	H [mm]
032.T-243	553	353	38

Vacuum-formed inserts T-298



- suitable for containers 600x400
- two-way stacking
- recessed grip
- 6 cavities 238x102x52 mm

dpv*link* 18944

Article	L [mm]	W [mm]	H [mm]
032.T-298	553	353	55

Vacuum-formed inserts T-2108



- suitable for containers 600x400
- two-way stacking
- 4 cavities 255x135x50 mm

dpv*link* 18946

Article	L [mm]	W [mm]	H [mm]
032.T-2108	550	350	55

Vacuum-formed inserts T-2101



- suitable for containers 600x400
- 2 cavities 278x233x36 mm

dpv*link* 18930

Article	L [mm]	W [mm]	H [mm]
032.T-2101	550	350	43

Vacuum-formed inserts T-2109



- suitable for containers 600x400
- two-way stacking
- 3 cavities 295x135x55 mm

dpv*link* 18948

Article	L [mm]	W [mm]	H [mm]
032.T-2109	550	350	58

Vacuum-formed inserts T-276



- suitable for containers 400x300
- two-way stacking
- recessed grip
- 320 cavities ø7x15 mm

dpv*link* 18950

Article	L [mm]	W [mm]	H [mm]
032.T-276	352	252	20

Vacuum-formed inserts T-278



- suitable for containers 400x300
- two-way stacking
- recessed grip
- 100 cavities ø13,5x35 mm

dpv*link* 18952

Article	L [mm]	W [mm]	H [mm]
032.T-278	330	242	43

Vacuum-formed inserts T-280



- suitable for containers 400x300
- two-way stacking
- recessed grip
- 70 cavities ø15x38 mm

dpv*link* 18954

Article	L [mm]	W [mm]	H [mm]
032.T-280	352	252	40

DPV ELEKTRONIK

Weitere Artikel finden Sie unter www.compumet.ch

Vacuum-formed inserts T-281



- suitable for containers 400x300
- recessed grip
- 48 cavities ø16x15 mm

dpv*link* 18956

Article	L [mm]	W [mm]	H [mm]
032.T-281	352	252	17

Vacuum-formed inserts T-282



- suitable for containers 400x300
- recessed grip
- 80 cavities ø 17x14 mm

dpv*link* 18958

Article	L [mm]	W [mm]	H [mm]
032.T-282	352	252	18

Vacuum-formed inserts T-285



- suitable for containers 400x300
- two-way stacking
- recessed grip
- 86 cavities ø 19x30 mm

dpv*link* 18964

Article	L [mm]	W [mm]	H [mm]
032.T-285	331	245	35

Vacuum-formed inserts T-286



- suitable for containers 400x300
- 35 cavities ø 20x25 mm

dpv*link* 18968

Article	L [mm]	W [mm]	H [mm]
032.T-286	331	245	40

Vacuum-formed inserts T-287



- suitable for containers 400x300
- 76 cavities ø22x20 mm

dpv*link* 18972

Article	L [mm]	W [mm]	H [mm]
032.T-287	331	245	21

Vacuum-formed inserts T-289



- suitable for containers 600x400
- 88 cavities ø 22.5x15 mm

dpv*link* 18976

Article	L [mm]	W [mm]	H [mm]
032.T-289	421	311	30

Vacuum-formed inserts T-291



- suitable for containers 600x400
- 88 cavities ø25x30 mm

dpv*link* 18980

Article	L [mm]	W [mm]	H [mm]
032.T-291	421	311	31

Vacuum-formed inserts T-270



- suitable for containers 400x300
- recessed grip
- 56 cavities ø30x15 mm

dpv*link* 18982

Article	L [mm]	W [mm]	H [mm]
032.T-270	352	252	17

Vacuum-formed inserts T-294



- suitable for containers 600x400
- 54 cavities ø 33x30 mm

dpv*link* 18986

Article	L [mm]	W [mm]	H [mm]
032.T-294	421	311	35

Vacuum-formed inserts T-295

- suitable for containers 400x300
- two-way stacking
- recessed grip
- 35 cavities ø35x30 mm

dpv*link* 18990

Article	L [mm]	W [mm]	H [mm]
032.T-295	352	252	34

DPV ELEKTRONIK

dpv*link* - Produkte schnell finden!
www.compumet.ch
z.B.: **dpv*link* 21010** → **dpv*link* 21010**

Vacuum-formed inserts T-247



- suitable for containers 600x400
- two-way stacking
- recessed grip
- 96 cavities ø 35x35 mm

dpv*link* 18992

Article	L [mm]	W [mm]	H [mm]
032.T-247	562	363	43

Vacuum-formed inserts T-2112



- suitable for containers 400x300
- two-way stacking
- recessed grip
- 35 cavities ø35x37 mm

dpv*link* 18988

Article	L [mm]	W [mm]	H [mm]
032.T-2112	350	255	73

Vacuum-formed inserts T-271



- suitable for containers 400x300
- recessed grip
- 35 grooves ø35.5x15 mm

dpv*link* 18994

Article	L [mm]	W [mm]	H [mm]
032.T-271	352	252	17

Vacuum-formed inserts T-272



- suitable for containers 400x300
- recessed grip
- 35 grooves ø 37.5x6 mm

dpv*link* 18996

Article	L [mm]	W [mm]	H [mm]
032.T-272	352	252	14

Vacuum-formed inserts T-296



- suitable for containers 600x400
- 35 cavities ø40.5x35 mm

dpv*link* 18998

Article	L [mm]	W [mm]	H [mm]
032.T-296	421	311	42

Vacuum-formed inserts T-249



- suitable for containers 600x400
- two-way stacking
- recessed grip
- 70 cavities ø42x32 mm

dpv*link* 19000

Article	L [mm]	W [mm]	H [mm]
032.T-249	553	353	36

Vacuum-formed inserts T-273

- suitable for containers 400x300
- recessed grip
- 20 cavities ø 50x15 mm

dpv*link* 19002

Article	L [mm]	W [mm]	H [mm]
032.T-273	352	252	17

Vacuum-formed inserts T-248



- suitable for containers 600x400
- two-way stacking
- recessed grip
- 40 cavities ø60x42 mm

dpv*link* 19004

Article	L [mm]	W [mm]	H [mm]
032.T-248	562	363	50

Vacuum-formed inserts T-274

- suitable for containers 400x300
- recessed grip
- 12 cavities ø67x15 mm

dpv*link* 19006

Article	L [mm]	W [mm]	H [mm]
032.T-274	352	252	17

Vacuum-formed inserts T-237

- suitable for containers 600x400
- recessed grip
- 78 cavities ø70x30 mm

dpv*link* 19008

Article	L [mm]	W [mm]	H [mm]
032.T-237	550	350	38

DPV ELEKTRONIK

Weitere Artikel finden Sie unter www.compumet.ch

Vacuum-formed inserts T-275



- suitable for containers 400x300
- recessed grip
- 6 cavities ø85x15 mm

dpv*link* 19010

Article	L [mm]	W [mm]	H [mm]
032.T-275	352	252	17

Vacuum-formed inserts T-297



- suitable for containers 600x400
- 11 cavities ø100x20 mm

dpv*link* 19012

Article	L [mm]	W [mm]	H [mm]
032.T-297	562	363	25

Vacuum-formed inserts T-238

- suitable for containers 600x400
- recessed grip
- 12 cavities ø100x30 mm

dpv*link* 19014

Article	L [mm]	W [mm]	H [mm]
032.T-238	550	350	17

Vacuum-formed inserts T-239



- suitable for containers 600x400
- two-way stacking
- recessed grip
- 6 cavities ø160x20 mm

dpv*link* 19016

Article	L [mm]	W [mm]	H [mm]
032.T-239	550	350	31

Pallets for small PCBs

ESD pallets for small PCBs, electrostatically volume conductive

In compliance with ESD standard DIN EN 61340-5-1

dpv*link* 5486

Article	Type
052.601	**Pallet for 16 PCBs, max. 105 x 50 mm fixed** Dimensions: 250 x 350 x 30 mm / DxWxH
052.602	**Pallet for 15 PCBs, max. 100 x 40 mm** Dimensions: 250 x 350 x 30 mm / DxWxH
052.603	**Pallet for 45 PCBs, max. 50 x 30 mm** Dimensions: 250 x 350 x 23 mm / DxWxH

SMD Small parts containers ESD

SMD Laboratory kits/magazine

SMD laboratory kit (not conductive)

dpv*link* 784

Article	Type
038.010	**SMD packaging set 1** with 60 single boxes and foam grid External dimensions 161 x 121 x 30 mm
038.015	**SMD packaging set 2** with 130 single boxes and foam grid External dimensions 227 x 168 x 30 mm

SMD Magazine



SMD magazine with 6 drawers and inserts each with 32 cavities (18 x 12 mm), electrically conductive and crystal-clear, easily removable lids that can be labeled

dpv*link* 5139

Article	Type
038.025	**SMD magazine, electrically conductive** (Lid crystal-clear, not conductive) External dimensions 186 x 114 x 128 mm

SMD Round boxes / complete cabinets

SMD Round boxes

SMD round boxes 27 x 13 mm, with lid

Version conductive = electrostatically volume conductive

In compliance with ESD standard DIN EN 61340-5-1

dpv*link* 5144

Article	Type
045.048.SMD	**SMD round box, conductive black**
045.053.SMD	**SMD round box, conductive** Lid transparent (with conductive layer)
045.053.NL.[...]	**SMD round box (not conductive)** Lid: transparent, Base: [white, yellow, green, blue, red]

For suitable inserts see dpvlink 4473 and dpvlink 4533

Complete cabinets with SMD round boxes

Complete cabinets size 1.0 - conductive, with SMD round boxes
(Drawer inside 261 x 238 x 20 mm)

electrostatically volume conductive
In compliance with ESD standard DIN EN 61340-5-1

dpv*link* 5225

Article	Type
045.045.SMD	**Cabinet 6 drawers, conductive** with 6 inserts and 252 round boxes (27 x 13 mm)
045.046.SMD	**Cabinet 3 drawers, conductive** with 3 inserts and 126 round boxes (27 x 13 mm)
045.050.SMD	**Cabinet 6 drawers, conductive / LS** with 6 inserts and 252 round boxes (27 x 13 mm) (lid transparent with conductive layer)

Complete cabinets with SMD round boxes, not conductive

Complete cabinets - size 1.0 - not conductive, colored with SMD round boxes
(Drawer inside 261 x 238 x 20 mm)

Frame: grey, lid SMD round boxes crystal-clear,
drawers and round box bases available colors: [white / yellow / green / blue / red]

dpv*link* 5232

Article	Type
045.050.NL.bunt	**Cabinet 5 drawers, not conductive** with 5 inserts and 210 round boxes 1 drawer and 42 round box bases in the colors: [white / yellow / green / blue / red]
045.050.NL.[...]	**Cabinet 6 drawers, not conductive** with 6 inserts and 252 round boxes Drawer and round box bases in the colors: [white / yellow / green / blue / red]

Complete cabinets with SMD round boxes

Complete cabinet - size 2.0 - conductive, SMD round boxes
(Drawer inside 340 x 250 x 22 mm)

electrostatically volume conductive
In compliance with ESD standard DIN EN 61340-5-1

dpv*link* 5235

Article	Type
046.141.SMD	**Cabinet 3 drawers, conductive** with 3 inserts and 180 round boxes (27 x 13 mm)

SMD Folding boxes

For a clear and ready-to-hand storage respectively provision of SMD components. The lids can be easily exchanged, stay open independently and can be closed by spring pressure. Labels for inscription can be simply affixed. The new SMD folding boxes can be exactly integrated into the racks size 2.0.

SMD Folding boxes, conductive

SMD folding boxes, electrostatically conductive volume

In compliance with ESD standard DIN EN 61340-5-1

dpv*link* 791

Article	Type
	SMD Klappboxen - Unterteile + Deckel schwarz
038.401	**Size N1 (small), conductive** Internal dimensions: 12 x 16 x 15 mm External dimensions: 30 x 22 x 20 mm
038.402	**Size N2 (medium), conductive** Internal dimensions: 12 x 37 x 15 mm External dimensions: 30 x 43 x 20 mm
038.403	**Size N3 (large), conductive** Internal dimensions: 41 x 37 x 15 mm External dimensions: 58 x 43 x 20 mm
038.404	**Size N4 (maxi), conductive** Internal dimensions: 68 x 57 x 15 mm External dimensions: 86 x 63 x 20 mm
	SMD Klappboxen - Unterteile schwarz, Deckel transparent mit Leitschicht
038.411	**Size N1 (small), conductive/LS** Internal dimensions: 12 x 16 x 15 mm External dimensions: 30 x 22 x 20 mm
038.412	**Size N2 (medium), conductive/LS** Internal dimensions: 12 x 37 x 15 mm External dimensions: 30 x 43 x 20 mm
038.413	**Size N3 (large), conductive/LS** Internal dimensions: 41 x 37 x 15 mm External dimensions: 58 x 43 x 20 mm
038.414	**Size N4 (maxi), conductive/LS** Internal dimensions: 68 x 57 x 15 mm External dimensions: 86 x 63 x 20 mm

DPV ELEKTRONIK

Weitere Artikel finden Sie unter www.compumet.ch

Complete cabinets with SMD folding boxes

Complete cabinet - size 2.0 - conductive, SMD folding boxes
(Drawer inside 340 x 250 x 22 mm) electrostatically volume conductive
In compliance with ESD standard DIN EN 61340-5-1

dpv*link* 5241

Article	Type
	Komplettschränke mit SMD Klappboxen (Unterteile + Deckel schwarz)
046.130.MIX	**Cabinet 4 drawers, conductive** complete with: 144 folding boxes N1 art. 038.401 72 folding boxes N2 art. 038.402 36 folding boxes N3 art. 038.403 16 folding boxes N4 art. 038.404
046.130.1	**Cabinet 3 drawers, conductive** with 3 x 144 (432) folding boxes N1 art. 038.401, black
046.130.2	**Cabinet 3 drawers, conductive** with 3 x 72 (216) folding boxes N2 art. 038.402, black
046.130.3	**Cabinet 3 drawers, conductive** with 3 x 36 (108) folding boxes N3 art. 038.403, black
046.130.4	**Cabinet 3 drawers, conductive** 3 x 16 (48) folding boxes N4 art. 038.404, black
	Komplettschränke mit SMD Klappboxen (Unterteile schwarz, Deckel transparent mit Leitschicht)
046.130.MIX-LS	**Cabinet 4 drawers, conductive LS** complete with: 144 folding boxes N1/LS art. 038.411 72 folding boxes N2/LS art. 038.412 36 folding boxes N3 / LS art. 038.413 16 folding boxes N4/LS art. 038.414
046.130.1-LS	**Cabinet 3 drawers, conductive LS** with 3 x 144 (432) folding boxes N1/LS art. 038.411, black
046.130.2-LS	**Cabinet 3 drawers, conductive LS** with 3 x 72 (216) folding boxes N2/LS art. 038.412, black
046.130.3-LS	**Cabinet 3 drawers, conductive LS** with 3 x 36 (108) folding boxes N3/LS art. 038.413, black
046.130.4-LS	**Cabinet 3 drawers, conductive LS** with 3 x 16 (48) folding boxes N4/LS art. 038.414, black

SMD Folding boxes (dissipative)



SMD folding boxes, electrostatically dissipative
In compliance with ESD standard DIN EN 61340-5-1

dpv*link* 6755

Article	Type
	SMD Klappboxen - Deckel + Unterteil farbig: [gelb, rot, blau]
038.421.[...]	**Size N1 (small), dissipative** Internal dimensions: 12 x 16 x 15 mm External dimensions: 30 x 22 x 20 mm
038.422.[...]	**Size N2 (medium), dissipative** Internal dimensions: 12 x 37 x 15 mm External dimensions: 30 x 43 x 20 mm
038.423.[...]	**Size N3 (large), dissipative** Internal dimensions: 41 x 37 x 15 mm External dimensions: 58 x 43 x 20 mm
038.424.[...]	**Size N4 (maxi), dissipative** Internal dimensions: 68 x 57 x 15 mm External dimensions: 86 x 63 x 20 mm
	SMD Klappboxen - Unterteil farbig: [gelb, rot, blau] + Deckel transparent mit Leitschicht
038.441.[...]	**Size N1 (small), dissipative / LS** Internal dimensions: 12 x 16 x 15 mm External dimensions: 30 x 22 x 20 mm
038.442.[...]	**Size N2 (medium), dissipative / LS** Internal dimensions: 12 x 37 x 15 mm External dimensions: 30 x 43 x 20 mm
038.443.[...]	**Size N3 (large), dissipative / LS** Internal dimensions: 41 x 37 x 15 mm External dimensions: 58 x 43 x 20 mm
038.444.[...]	**Size N4 (maxi), dissipative / LS** Internal dimensions: 68 x 57 x 15 mm External dimensions: 86 x 63 x 20 mm

Complete cabinets with SMD folding boxes (dissipative)

Complete cabinets - size 2.0 - dissipative, SMD folding boxes
(Drawer inside 340 x 250 x 22 mm) electrostatically dissipative
In compliance with ESD standard DIN EN 61340-5-1

046.130.DISS.MIX

046.130.DISS.1

046.130.DISS.2

046.130.DISS.3

046.130.DISS.4

dpv*link* **10615**

Article	Type
	Komplettschränke mit SMD Klappboxen (Unterteile + Deckel farbig)
046.130.DISS.MIX	**Cabinet 4 drawers, dissipative** complete with: 144 folding boxes N1 dissipative art. 038.421 72 folding boxes N2 dissipative art. 038.422 36 folding boxes N3 dissipative art. 038.423 16 folding boxes N4 dissipative art. 038.424
046.130.DISS.1	**Cabinet 3 drawers, dissipative** with 3 x 144 (432) folding boxes N1 dissipative art. 038.421, yellow/blue/red
046.130.DISS.2	**Cabinet 3 drawers, dissipative** with 3 x 72 (216) folding boxes N2 dissipative art. 038.422, yellow/blue/red
046.130.DISS.3	**Cabinet 3 drawers, dissipative** with 3 x 36 (108) folding boxes N3 dissipative art. 038.423, yellow/blue/red
046.130.DISS.4	**Cabinet 3 drawers, dissipative** with 3 x 16 (48) folding boxes N4 dissipative art. 038.424, yellow/blue/red
	Komplettschränke mit SMD Klappboxen (Unterteile farbig, Deckel transparent mit Leitschicht)
046.130.DISS.MIX-LS	**Cabinet 4 drawers, dissipative LS** complete with: 144 folding boxes N1 dissipative/LS art. 038.441 72 folding boxes N2 dissipative/LS art. 038.442 36 folding boxes N3 dissipative/LS art. 038.443 16 folding boxes N4 dissipative/LS art. 038.444
046.130.DISS.1-LS	**Cabinet 3 drawers, dissipative LS** with 3 x 144 (432) folding boxes N1 dissipative/LS art. 038.441, yellow/blue/red
046.130.DISS.2-LS	**Cabinet 3 drawers, dissipative LS** with 3 x 72 (216) folding boxes N2 dissipative/LS art. 038.442, yellow/blue/red
046.130.DISS.3-LS	**Cabinet 3 drawers, dissipative LS** with 3 x 36 (108) folding boxes N3 dissipative/LS art. 038.443, yellow/blue/red
046.130.DISS.4-LS	**Cabinet 3 drawers, dissipative LS** with 3 x 16 (48) folding boxes N4 dissipative/LS art. 038.444, yellow/blue/red

SMD Folding boxes, conductive/dissipative

black, conductive
yellow, dissipative
In compliance with the ESD standard DIN EN 61340-5-1

dpv*link* **14915**

Article	Type
	SMD Klappboxen - Unterteile gelb, Deckel schwarz
038.451	**Size N1 (small), dissipative/conductive** Internal dimensions: 12 x 16 x 15 mm External dimensions: 30 x 22 x 20 mm
038.452	**Size N2 (medium), conductive/dissipative** Internal dimensions: 12 x 37 x 15 mm External dimensions: 30 x 43 x 20 mm
038.453	**Size N3 (large), dissipative/conductive** Internal dimensions: 41 x 37 x 15 mm External dimensions: 58 x 43 x 20 mm
038.454	**Size N4 (maxi), conductive/dissipative** Internal dimensions: 68 x 57 x 15 mm External dimensions: 86 x 63 x 20 mm
	SMD Klappboxen - Unterteile schwarz, Deckel gelb
038.461	**Size N1 (small), conductive/dissipative** Internal dimensions: 12 x 16 x 15 mm External dimensions: 30 x 22 x 20 mm
038.462	**Size N2 (medium), conductive/dissipative** Internal dimensions: 12 x 37 x 15 mm External dimensions: 30 x 43 x 20 mm
038.463	**Size N3 (large), conductive/dissipative** Internal dimensions: 41 x 37 x 15 mm External dimensions: 58 x 43 x 20 mm
038.464	**Size N4 (maxi), conductive/dissipative** Internal dimensions: 68 x 57 x 15 mm External dimensions: 86 x 63 x 20 mm

Weitere Artikel finden Sie unter www.compumet.ch

Drawers with SMD folding boxes

Complete drawers - size 2.0 - conductive, with SMD folding boxes
(Drawer inside 340 x 250 x 22 mm)

Black, conductive
yellow, dissipative
In compliance with ESD standard DIN EN 61340-5-1



dpv*link* 14924

Article	Type
046.161	**Drawer black (conductive)** with 144 folding boxes N1 art. 038.451
046.162	**Drawer black (conductive)** with 72 folding boxes N2 art. 038.452
046.163	**Drawer black (conductive)** with 36 folding boxes N3 art. 038.453
046.164	**Drawer black (conductive)** with 16 folding boxes N4 art. 038.454
046.165	**Drawer yellow (dissipative)** with vacuum-formed insert black (conductive) and 81 folding boxes N1 art. 038.451
046.166	**Drawer yellow (dissipative)** with vacuum-formed insert black (conductive) and 25 folding boxes N2 art. 038.452 and 25 folding boxes N2 art. 038.462
046.167	**Drawer yellow (dissipative)** with vacuum-formed insert black (conductive) and 25 folding boxes N3 art. 038.453

SMD Storage systems

REELO SMD Reel storage system

The REELO storage system allows the flexible, space-saving storing of SMD reels. With a storage area of 2000 x 1300 x 500 mm (WxHxD) up to 1344 reels (Ø 180 mm) can be stored in a well organized manner.

Unlike conventional insert systems, the stored SMD reels can be moved by simply removing a partition wall. Because of this fluctuating storage quantities and the inclusion of new component types can be easily handled.

The pluggable partition walls make an easy compartmentation of the REELO-BOX possible. The size of each compartment can be easily resized by adding/removing a partition wall.

No re-sort of the SMD reels is needed. The REELO-BOX is designed to move the reels within the box.

The handle affixed at the front of the REELO-BOX allows a quick and easy access to the content of the box.
Empty REELO boxes are stackable and need only little space.

REELO-BOX 180 / 250 Reel rack

REELO-BOX 180 for reels up to Ø 180 mm
REELO-BOX 250 for reels up to Ø 250 mm

Type	Dimensions WxHxD	Number of reels
REELO-BOX 180	100 x 190 x 510 mm	28
REELO-BOX 250	140 x 260 x 510 mm	25

Material: electrostatically volume conductive polypropylene
In compliance with ESD standard DIN EN 61340-5-1

dpv*link* 5722

Article	Type
039.500.180	**REELO-BOX 180** for max. 28 SMD reels of up to Ø 180 mm Dimensions: 510 x 190 x 105 mm / LxWxH
039.500.181	**REELO-BOX Partition wall 180** Dimensions: 180 x 90 mm (WxH)
039.500.182	**REELO-BOX Partition wall 180** Dimensions: 180 x 160 mm (WxH)

Reel racks

SMD Reel rack type 100



SMD reel rack type 100, available in two sizes. It is suitable for storing SMD reel in Euro containers, trolleys, storage racks, storage boxes, paternoster magazines. Empty boxes can be stacked.

Material: electrostatically volume conductive polystyrene

In compliance with ESD standard DIN EN 61340-5-1

dpv*link* 5727

Article	Type
039.100.180	**SMD reel rack type 100/180** for up to 23 SMD reels Ø 180 mm Dimensions: 362 x 188 x 110 mm / LxWxH
039.100.181	**Partition wall for reel rack type 100/180** Dimensions: 180 x 180 x 2 mm / LxWxH
039.100.330	**SMD reel rack type 100/330** for SMD reels, 38 Ø 330 mm Dimensions: 560 x 365 x 178 mm / LxWxH
039.100.331	**Partition wall for reel rack type 100/330** Dimensions: 330 x 165 x 2 mm / LxWxH
039.100.332	**Partition wall for reel rack type 100/330** Dimensions: 330 x 330 x 2 mm / LxWxH

SMD Reel rack type 200



SMD reel rack type 200. It is suitable for the storing SMD reels in trolleys, storage racks, storage boxes, paternoster magazines. Empty boxes can be stacked.

Material: electrostatically volume conductive polystyrene

In compliance with ESD standard DIN EN 61340-5-1

dpv*link* 5733

Article	Type
039.200.180	**SMD reel rack type 200 / 180** for max 42 SMD reels Ø 180 mm Dimensions: 600 x 200 x 106 mm / LxWxH
039.200.181	**Partition wall for reel rack type 200 / 180**

SMD Reel rack type 300

SMD reel rack type 300. It is suitable for storing SMD reels in trolleys, storage racks, storage boxes, paternoster magazines. Empty boxes can be stacked.

Material: electrostatically volume conductive polystyrene

In compliance with ESD standard DIN EN 61340-5-1

dpv*link* 7009

Article	Type
039.300.180.210	**SMD reel rack type 300 / 180.210** for max. 13 SMD reels Ø 180 mm Dimensions: 210 x 200 x 110 mm / LxWxH
039.300.180.410	**SMD reel rack type 300 / 180.410** for max 33 SMD reels Ø 180 mm Dimensions: 410 x 200 x 110 mm / LxWxH
039.300.180.850	**SMD reel rack type 300 / 180.850** for max. 76 SMD reels Ø 180 mm Dimensions: 850 x 200 x 110 mm / LxWxH
039.300.181	**Partition wall for reel rack type 300 / 180** Dimensions: 180 x 180 x 2 mm / LxWxH Lxwxh
039.300.250.210	**SMD reel rack type 300 / 250.210** for max. 10 SMD reels Ø 250 mm Dimensions: 210 x 270 x 175 mm / LxWxH
039.300.250.410	**SMD reel rack type 300 / 250.410** for max. 24 SMD reels Ø 250 mm Dimensions: 410 x 270 x 175 mm / LxWxH
039.300.250.850	**SMD reel rack type 300 / 250.850** for max 54 SMD reels Ø 250 mm Dimensions: 850 x 270 x 175 mm / LxWxH
039.300.251	**Partition wall for reel rack type 300 / 250** Dimensions: 250 x 250 x 2 mm / LxWxH
039.300.330.210	**SMD reel rack type 300 / 330.210** for max 10 SMD reels Ø 330 mm Dimensions: 210 x 372 x 190 mm / LxWxH
039.300.330.415	**SMD reel rack type 300 / 330.415** for max. 24 SMD reels Ø 330 mm Dimensions: 415 x 372 x 190 mm / LxWxH
039.300.330.850	**SMD reel rack type 300 / 330.850** for max 54 SMD reels Ø 330 mm Dimensions: 850 x 372 x 190 mm / LxWxH
039.300.331	**Partition wall for reel rack type 300 / 330** Dimensions: 330 x 165 x 2 mm / LxWxH
039.300.332	**Partition wall for reel rack type 300 / 330** Dimensions: 330 x 330 x 2 mm / LxWxH
039.300.380.415	**SMD reel rack type 300 / 380.415** for max. 24 SMD reels Ø 380 mm Dimensions: 415 x 400 x 230 mm / LxWxH
039.300.381	**Partition wall for reel rack type 300 / 380** Dimensions: 380 x 190 x 2 mm / LxWxD
039.300.382	**Partition wall for reel rack type 300 / 380** Dimensions: 380 x 380 x 2 mm / LxWxH

Weitere Artikel finden Sie unter www.compumet.ch

SMD Reel rack type A-250

Basic dimensions 450 x 240 mm, for a standing storage of SMD reels of up to Ø 250 mm, with 10 or 25 variable dividers and continuous labeling rail.

In compliance with ESD standard DIN EN 61340-5-1

dpv*link* 5737

Article	Type
038.470.10	**SMD reel rack type A-250 with 10 dividers** for SMD reels of up to Ø 250 mm, conductive, black
038.470	**SMD reel rack type A-250, with 25 dividers** for SMD reels of up to Ø 250 mm, conductive, black
038.470.ZS	**Divider for SMD reel rack type A-250** conductive, black
038.470.D	**Lid for SMD reel rack type A-250** conductive, black
038.480	**SMD reel rack type A-250, with 25 dividers** for SMD reels of up to Ø 250 mm, not conductive, grey

SMD Reel rack type A-330



Basic dimensions 455 x 315 mm, for a standing storage of SMD reels of up to Ø 330 mm, with 10 or 25 variable dividers and continuous labeling rail.

In compliance with ESD standard DIN EN 61340-5-1

dpv*link* 5740

Article	Type
038.475.10	**SMD reel rack type A-330 ESD with 10 dividers** for SMD reels up to Ø 330 mm, conductive, black
038.475	**SMD reel rack type A-330 ESD with 25 dividers** for SMD reels up to Ø 330 mm, conductive black
038.475.ZS	**Divider for SMD reel rack type A-330** conductive, black
038.475.D	**Lid for SMD reel rack type A-330** conductive, black
038.485	**SMD reel rack type A-330, with 25 dividers** for SMD reels up to Ø 330 mm, not conductive, grey
038.485.D	**Lid for reel rack type A-330** not conductive, transparent

SMD Reel rack type A-380



Basic dimensions 455 x 360 mm, for the storage of SMD reels up to Ø 380 mm, with 10 variable dividers and continuous labeling rail.

In compliance with ESD standard DIN EN 61340-5-1

dpv*link* 5743

Article	Type
038.476	**SMD reel rack type A-380, with 10 dividers** for SMD reels up to Ø 380 mm, conductive, black
038.486	**SMD reel rack type A-380, with 10 dividers** for SMD reels up to Ø 380 mm, non conductive, grey
038.476.ZS	**Divider for SMD reel rack type A-280** conductive, black

SMD Reel rack type B 180/330/380

for flat storage of SMD reels (first in / first out)
electrostatically volume conductive, black

In compliance with ESD standard DIN EN 61340-5-1

Type	for reels	External dimensions DxWxH	Internal dimensions DxWxH
B 180	up to Ø 180 mm	186 x 173 x 210 mm	182 x 169 x 190 mm
(B) 330	up to Ø 330 mm	339 x 319 x 210 mm	335 x 315 x 190 mm
(B) 380	up to Ø 380 mm	380 x 370 x 250 mm	375 x 365 x 230 mm

dpv*link* 5746

Article	Type
038.490	**SMD reel rack type B 180** for SMD reels up to Ø 180 mm
038.491	**SMD reel rack type B-330** for SMD reels up to Ø 330 mm
038.492	**SMD reel rack type B-380** for SMD reels up to Ø 380 mm

SMD reel rack type 400

Reel rack for SMD reels with Ø 180-330 mm, black conductive polypropylene, vacuum-formed, movable wire dividers (10 pieces included, 20 pieces can be used).

In compliance with ESD standard DIN EN 61340-5-1

dpv*link* 7038

Article	Type
039.400	**SMD reel rack type 400** Reels: Ø 180-330 mm Dimensions: 400 x 250 x 110 mm / LxWxH

DPV ELEKTRONIK
dpv*link* - Produkte schnell finden!
www.compumet.ch
z.B.: dpv*link* 21010 → dpv*link* 21010

SMD Reel rack with movable wire dividers

Reel holder for SMD reels with Ø 180-380 mm, suitable for storing SMD reels in transport / shelf trolleys, storage racks

- Stable metal construction, galvanized
- Stainless steel wire dividers variably pluggable
- Pitch pattern 32 mm
- Handles and optional labeling rail

In compliance with ESD standard DIN EN 61340-5-1

dpv*link* 5750

Article	Type
090.001	**Reel rack 540/180 with 17 movable wire dividers** for max. 32 SMD reels up to Ø 180 mm Dimensions: 540 x 195 x 110 mm / LxWxH
090.002	**Reel rack 988/180 with 31 movable wire dividers** for max. 32 SMD reels up to Ø 180 mm Dimensions: 988 x 195 mm x 110 mm / LxWxH
090.005	**Reel rack 540 with 17 movable wire dividers** for max. 32 SMD reels Ø 180-380 mm Dimensions: 540 x 285 x 175 mm / LxWxH
090.010	**Reel rack 988 with 31 movable wire dividers** for max 60 SMD reels Ø 180-380 mm Dimensions: 988 x 285 x 175 mm / LxWxH
090.015	**SMD reel rack with movable wire dividers** Length = xxxx mm, customized

Accessories for SMD reel rack with movable wire dividers

dpv*link* 7043

Article	Type
090.029	**Carrying handle for SMD reel rack** Art. 090.001, 090.005 (per reel rack 2 handles are needed)
090.030	**Magnet labeling strip** 40 x 25 mm, white, PU = 50 pieces
090.031	**Magnet labeling strip** 510 x 40 mm, white
090.032	**Magnet labeling strip** 960 x 40 mm, white

Magnet labeling strip, further sizes and colors available on request

SMD Reel rack 300 VARIO

Reel holder for SMD reel with Ø 180-380 mm, suitable for storing SMD reels in transport / shelf trolleys, storage racks

- stable metal construction, galvanized
- 15 variable stainless steel dividers
- pitch pattern 20 mm
- length extendable as needed (in 300 mm steps)
- optional labeling rails

In compliance with ESD standard DIN EN 61340-5-1

dpv*link* 5754

Article	Type
090.130	**Reel rack VARIO 300 with 15 movable wire dividers** for max. 14 SMD reels Ø 180 to 380 mm Dimensions: 300 x 285 x 175 mm / LxWxH
090.130.BS	**Labeling rail for reel rack VARIO 300** Dimensions: 300 x 45 x 15 mm

Reel trolley RRT ESD

The steplessly adjustable reel trolley RRT ESD is suitable for the transport, supply and storage of up to 360 SMD reels.

In compliance with ESD standard DIN EN 61340-5-1

Combined figure:

1 x reel trolley RRT ESD
3 x reel rack RR ESD
1 x document holder DSA4 ESD

Reel trolley RRT ESD

TRESTON

The adjustable reel trolley is compatible with SMD reels and ideal for their transport and storage. All parts are made of perforated powder-coated steel (light grey, RAL 7035 ESD), depth 28 mm. The car has 4 swivel castors Ø 125 mm, two of them with brakes. Load capacity of the trolley 200 kg.

Total height:	1780 mm
Shelf heights:	steplessly adjustable
Load capacity:	totally max. 200 kg, max. 50 kg per shelf
Shelf dimensions WxD:	1000 x 430 mm,
Wheel Ø:	125 mm

The reel rack RR ESD and the document holder DSA4 ESD have to be ordered separately.

dpv*link* 2051

Article	Type	D [mm]	W [mm]	H [mm]
RRT-ESD	Reel trolley RRT-ESD	530	1100	1780

Reel rack RR-ESD

TRESTON

The reel rack is suitable for SMD reels with 180 mm, 330 mm and 380 mm Ø. SMD reels with 180 mm Ø can be arranged in two rows (max. 60 reels per row). The rack has 15 compartments that are 60 mm wide. The steel wire dividers have a conductive powder coating. The antistatic label film is for the inscription of the reels. Load capacity 50 kg.

- suitable for reel trolley RRT-ESD and DPV shelf trolley type 1217 / 1218
- also suitable for storage racks with shelves 1000 x 500 mm

dpv*link* 2053

Article	Type	D [mm]	W [mm]	H [mm]
RR-ESD	Reel rack RR-ESD	426	960	254

Document holder DSA4-ESD

TRESTON

The holder is suitable for DIN A4 documents und has a conductive powder coating as well as two magnets for the fixing of documents.

dpv*link* 2055

Article	Ausführung
DSA4-ESD	Document holder DSA4-ESD

Weitere Artikel finden Sie unter www.compumet.ch

DPV Shelf trolleys

The stable and robust DPV shelf trolley of the *EPA*move® series is optimal for the use in any manufacturing site. Due to the height-adjustable and tiltable shelves an adaptation to many applications is possible at any time. Different dimensions and heights are available.

In compliance with ESD standard DIN EN 61340-5-1

- material: galvanized steel
- stable base frame
- 4 shelves
- 4 ESD swivel castors, 2 with locks of black solid rubber
- Version ELS with grey, non-marking ESD swivel castors
- handles on both sides
- payload up to 250 kg
- payload per shelf up to 80 kg
- shelves height-adjustable (25 mm grid) and tiltable (not with type 1207 and 1208 - bottom shelf fixed)
- simple do-it-yourself assembly

Optional accessories:

- additional shelf of galvanized steel, including screw kit

- slip-resistant mat of ESD grooved covering NBR as set of 4

Shelf trolley type 1207 / 1208

Shelf trolley with 4 shelves

Dimensions: **536 x 776 mm**, available in height 1286 and 1750 mm

- 3 shelves adjustable/tiltable
  internal dimensions: **405 x 610 mm**
- 1 fixed bottom shelf
  internal dimensions: **490 x 625 mm**
- total payload max. 250 kg
- payload per shelf max. 80 kg
- 4 conductive swivel castors Ø 100 mm
- 2 castors with lock
- stable metal construction (galvanized) with 2 handles

In compliance with ESD standard DIN EN 61340-5-1

Version ELSwith grey, non-marking ESD swivel castors

Available with two different heights:

dpv*link* 1912				
Article	Type	D [mm]	W [mm]	H [mm]
5390.1207	Shelf trolley type 1207	536	776	1286
5390.1207.ELS	Shelf trolley type 1207, non-marking	536	776	1286
5390.1208	Shelf trolley type 1208	536	776	1750
5390.1208.ELS	Shelf trolley type 1208, non-marking	536	776	1750

- Special versions on request -

Accessories for type 1207 / 1208

dpv*link* 8195	
Article	Ausführung
5390.1207.2	**Additional shelf type 1207 / 1208** Internal dimensions: 405 x 610 x 26 mm
1451.7500.1207	**Grooved covering NBR mats for type 1207 / 1208** Set with 4 mats

Shelf trolley type 1213 / 1214

Shelf trolley with 4 shelves

Dimensions: **660 x 990 mm**, available in height 1310 and 1780 mm

- 4 shelves adjustable/tiltable (internal dimensions: **610 x 820 mm)**
- total payload max. 250 kg
- payload per shelf max. 80 kg
- 4 conductive swivel castors Ø 125 mm
- 2 castors with lock
- stable metal construction (galvanized) with 2 handles

In compliance with ESD standard DIN EN 61340-5-1

Version ELSwith grey, non-marking ESD swivel castors

Available with two different heights:

dpv*link* 8194

Article	Type	D [mm]	W [mm]	H [mm]
5390.1213	Shelf trolley type 1213	660	990	1310
5390.1213.ELS	Shelf trolley type 1213, non-marking	660	990	1310
5390.1214	Shelf trolley type 1214	660	990	1780
5390.1214.ELS	Shelf trolley type 1214, non-marking	660	990	1780

- Special versions available on request -

Accessories for type 1213 / 1214

dpv*link* 8197

Article	Ausführung
5390.1213.2	**Additional shelf type 1213 / 1214** Internal dimensions: 610 x 820 x 26 mm
1451.7500.1213	**Grooved covering NBR mats for type 1213 / 1214** Set with 4 mats

Shelf trolley type 1217 / 1218

Shelf trolley with 4 shelves

Dimensions: **570 x 1150 mm**, available in height 1310 and 1780 mm

- 3 shelves adjustable/tiltable (internal dimensions: **430 x 990 mm)**
- 1 fixed bottom shelf (internal dimensions: **520 x 990 mm)**
- total payload max. 250 kg
- payload per shelf max. 80 kg
- 4 conductive swivel castors Ø 125 mm
- 2 castors with lock
- stable metal construction (galvanized) with 2 handles

In compliance with ESD standard DIN EN 61340-5-1

Version ELSwith grey, non-marking ESD swivel castors

Available with two different heights:

dpv*link* 8193

Article	Type	D [mm]	W [mm]	H [mm]
5390.1217	Shelf trolley type 1217	570	1150	1310
5390.1217.ELS	Shelf trolley type 1217, non-marking	570	1150	1310
5390.1218	Shelf trolley type 1218	570	1150	1780
5390.1218.ELS	Shelf trolley type 1218, non-marking	570	1150	1780

- Special versions available on request -

Accessories for type 1217 / 1218

dpv*link* 8196

Article	Ausführung
5390.1217.2	**Additional shelf type 1217 / 1218** Internal dimensions: 430 x 990 x 26 mm
1451.7500.1217	**Grooved covering NBR mats for type 1217 / 1218** Set with 4 mats

Weitere Artikel finden Sie unter www.compumet.ch

ESD Drawer cabinets

Drawer cabinet size 1

Drawer cabinet size 1

Drawer dimensions (inside): 261 x 238 x 20 mm
electrostatically volume conductive, black

In compliance with ESD standard DIN EN 61340-5-1

- not conductive (NC), available on request

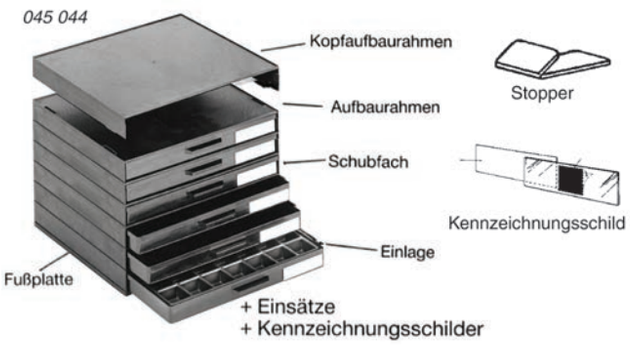

045 055


045 005

dpv*link* 4379

Article	Type
	Drawer cabinet size 1
045.005	**Drawer size 1** conductive, black
045.015	**Mounting frame size 1** conductive, black
045.025	**Top mounting frame** conductive, black
045.035	**Base plate size 1** conductive, black
045.020	**Conductive lid for drawer size 1**
046.349	**Stopper for drawer stop** self-adhesive
045.042	**Identification labels** self-adhesive, 70 x 17 mm, with removable labels
045.044	**6-drawer cabinet size 1** conductive, black
045.055	**Drawer suitcase size 1** conductive, 6-drawer cabinet incl. carrying case, as suitcase

Inserts for drawer size 1

vacuum-formed, interior depth 16 mm

- electrostatically volume conductive, black
- not conductive (NC), white, available on request



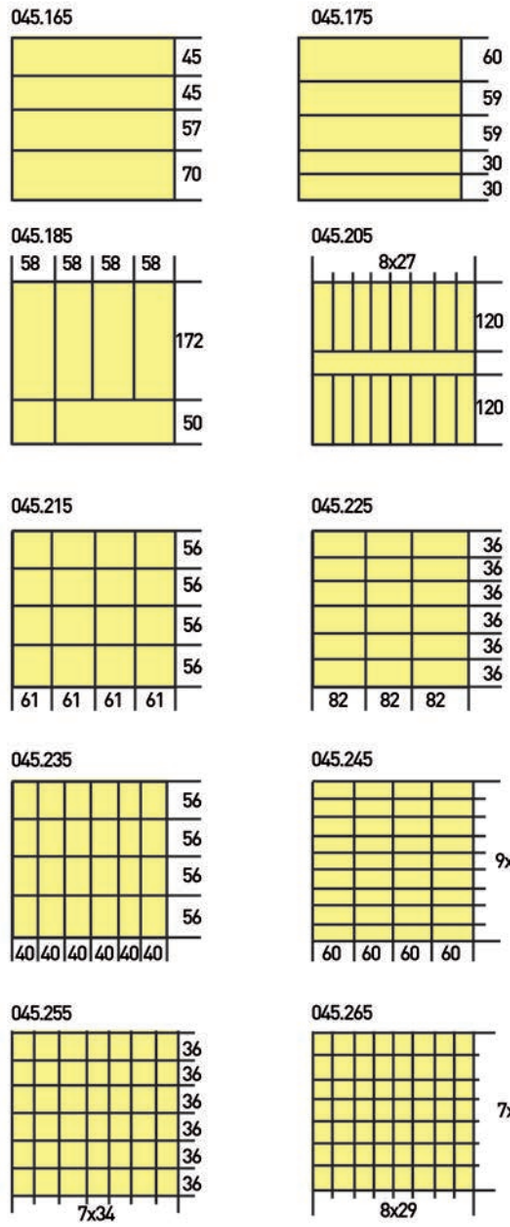

dpv*link* 4473

Article	Type
	Inserts for drawer size 1
045.165	Insert 4 compartments, conductive
045.185	Insert 6 compartments, conductive
045.205	Insert 16 compartments, conductive
045.215	Insert 16 compartments, conductive
045.225	Insert 18 compartments, conductive
045.235	Insert 24 compartments, conductive
045.245	Insert 36 compartments, conductive
045.255	Insert 42 compartments, conductive
045.265	Insert 56 compartments, conductive
045.155	Insert for 42 round boxes 27 x 13 mm, conductive (without figure)

DPV ELEKTRONIK
dpv*link* - Produkte schnell finden!
www.compumet.ch
z.B.: dpv*link* 21010 → dpv*link* 21010

Drawer cabinet size 2.0

Drawer cabinet size 2.0

Drawer dimensions (inside): 340 x 250 x 22 mm, can be combined with drawer cabinet size 2.1 and size 3.0, electrostatically conductive volume, black

In compliance with ESD standard DIN EN 61340-5-1

- not conductive (NC), available on request

dpv*link* 4493

Article	Type
	Drawer cabinet size 2.0
046.105	**Drawer size 2.0, conductive, black**
046.115	**Mounting frame size 2.0, conductive, black**
046.320	**Lid for drawer - size 2.0/2.1/3.0** conductive, black
046.325	**Base plate, conductive, black**
046.335	**Plugs, conductive, black** (1 Set = 6 pieces)
046.350.0	**Identification labels, self-adhesive** 70 x 17 mm, with removable labels
046.130	**3-drawer cabinet size 2.0, conductive, black**
046.131	**6-drawer cabinet size 2.0, conductive, black**
046.135	**9-drawer cabinet size 2.0, conductive, black**
046.155	**Carry size 2.0, conductive** 9-drawer cabinet, incl. carrying frame
046.150	**Drawer box size 2.0, conductive** 9-drawer cabinet, incl. carrying case as drawer box

Insert for drawer size 2.0

vacuum-formed, interior depth 17 mm

- electrostatically volume conductive, black
- not conductive (NC), white available on request



046.173

046.174

046.175

dpv*link* 4533

Article	Type
	Insert for drawer size 2.0
046.173	Insert 81 compartments, conductive
046.174	Insert 45 compartments, conductive
046.175	Insert 42 compartments, conductive
046.180	Insert 30 compartments, conductive
046.185	Insert 25 compartments, conductive
046.195	Insert 16 compartments, conductive
046.196	Insert 12 compartments, conductive
046.197	Insert 8 compartments, conductive
046.198	Insert 14 cavities, conductive
046.171	Insert for 60 round boxes 27 x 13 mm, conductive (without figure)

DPV ELEKTRONIK

Weitere Artikel finden Sie unter www.compumet.ch

Drawer cabinet size 2.1

Drawer cabinet size 2.1

Drawer dimensions (inside): 340 x 250 x 40 mm, can be combined with drawer cabinet size 2.0 and size 3.0, electrostatically volume conductive , black

In compliance with ESD standard DIN EN 61340-5-1

- not conductive (NC), available on request

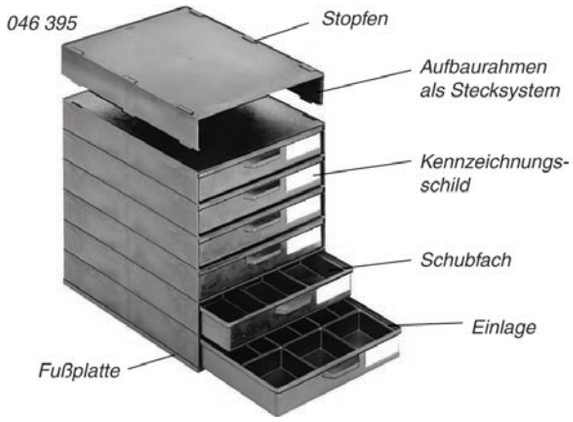



dpv*link* 4585

Article	Type
	Drawer cabinet size 2.1
046.305	**Drawer size 2.1, conductive, black**
046.315	**Mounting frame size 2.1, conductive, black**
046.350	**Identification labels, self-adhesive** 70 x 25 mm, with removable labels
046.395	**6-drawer cabinet size 2.1, conductive, black** incl. drawers
046.405	**Carry size 2. 1, conductive** 6-drawer cabinet, incl. carrying frame
046.400	**Drawer box size 2.1, conductive** 6-drawer cabinet, incl. carrying case, as drawer box

Service cabinet

Drawer internal dimensions: 340 x 250 x 40 mm

Each with 2 drawers:
- Art. 046.550 with 24 compartments
- Art. 046.552 with 12 compartments
- Art. 046.553 with 6 compartments

electrostatically volume conductive, black
In compliance with ESD standard DIN EN 61340-5-1

dpv*link* 7040

Article	Type
046.410	Service cabinet

Inserts for drawer size 2.1



vacuum-formed, interior depth 35 mm

- electrostatically volume conductive, black
- not conductive (NC), white available on request

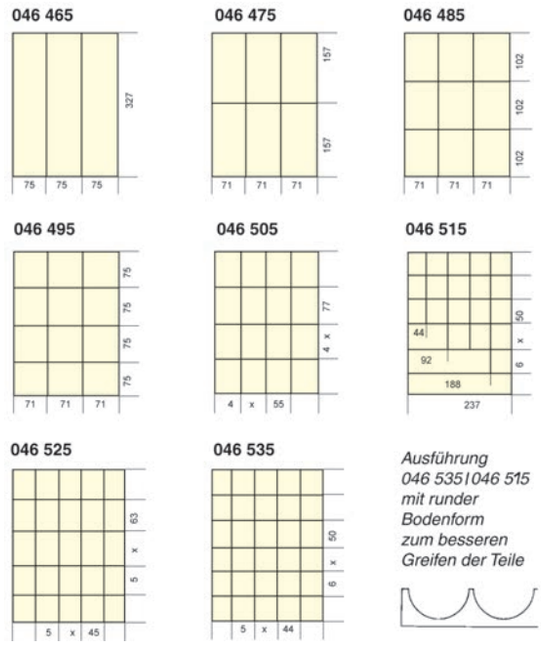

dpv*link* 4981

Article	Type
	Inserts for drawer size 2.1
046.465	Insert 3 compartments, conductive
046.475	Insert 6 compartments, conductive
046.485	Insert 9 compartments, conductive
046.495	Insert 12 compartments, conductive
046.505	Insert 16 compartments, conductive
046.515	Insert 22 compartments, conductive
046.525	Insert 25 compartments, conductive
046.535	Insert 30 compartments, conductive

Loose inserts for drawers size 2.1

dpv*link* 4992

Article
Type

046.550
Insert, conductive, black 59 x 53 x 31 mm
Dimensions outside: 62 x 56 x 33 mm
Dimensions inside: 59 x 53 x 31 mm
max. 24 compartments per drawer

046.551
Insert, conductive, black 106 x 38 x 34 mm
Dimensions outside: 110 x 42 x 35 mm
Dimensions inside: 106 x 38 x 34 mm
max. 18 compartments per drawer

046.552
Insert, conductive, black 109 x 59 x 31 mm
Dimensions outside: 112 x 62 x 33 mm
Dimensions inside: 109 x 59 x 31 mm
max. 12 compartments per drawer

046.553
Insert, conductive, black 121 x 109 x 31 mm
Dimensions outside: 124 x 112 x 33 mm
Dimensions inside: 121 x 109 x 31 mm
max. 6 compartments per drawer

Drawer cabinet size 3.0

Drawer cabinet size 3.0

Drawer dimensions (inside): 340 x 250 x 62 mm
combinable with drawer cabinet size 2.0 and size 2.1

electrostatically volume conductive, black

In compliance with ESD standard DIN EN 61340-5-1

- not conductive (NC), available on request

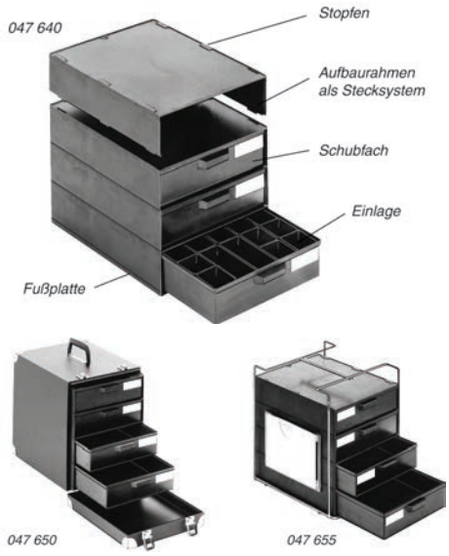

dpv*link* 5010

Article	Type
047.605	**Drawer size 3.0, conductive, black**
047.615	**Mounting frame size 3.0, conductive, black**
047.640	**4-drawer cabinet size 3.0, conductive, black**
047.655	**Carry size 3.0, conductive** 4-drawer cabinet incl. carrying frame
047.650	**Drawer box size 3.0, conductive** 4-drawer cabinet incl. carrying case, as drawer box

Inserts for drawer size 3.0

vacuum-formed, interior depth 53 mm

- electrostatically volume conductive, black
- not conductive (NL), white available on request

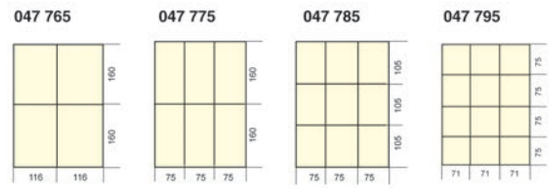

dpv*link* 5034

Article	Type
047.765	Insert 4 compartments, conductive
047.775	Insert 6 compartments, conductive
047.785	Insert 9 compartments, conductive
047.795	Insert 12 compartments, conductive

Loose inserts for drawers size 3.0

dpv*link* 5127

Article
Type

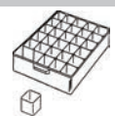

047.800
Insert, conductive, black 53 x 47 x 52 mm
Dimensions outside: 56 x 50 x 54 mm
Dimensions inside: 53 x 47 x 52 mm
max. 30 compartments per drawer

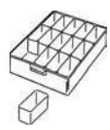

047.801
Insert, conductive, black 109 x 47 x 52 mm
Dimensions outside: 113 x 50 x 54 mm
Dimensions inside: 109 x 47 x 52 mm
max. 15 compartments per drawer

047.802
Insert, conductive, black 121 x 109 x 52 mm
Dimensions outside: 125 x 113 mm x 54 mm
Dimensions inside: 121 x 109 x 52 mm
max. 6 compartmens per drawer

Weitere Artikel finden Sie unter www.compumet.ch

Rollboys

ESD Rollboy Single

With integrated drawer cabinets, working surface with ESD table mat, discharge is provided by conductive castors

Dimensions: 365 x 318 x 806 mm / DxWxH
Drawers internal dimensions: 340 x 250 x 22/40/60 mm / DxWxH

In compliance with ESD standard DIN EN 61340-5-1

dpv*link* 5684

Article	Type
048.114	**ESD Rollboy Single 4, conductive** with 18 drawers - size 2.0 - Internal dimensions 340 x 250 x 22 mm, black
048.111	**ESD Rollboy Single 1, conductive** with 12 drawers - size 2.1 - Internal dimensions 340 x 250 x 40 mm, black
048.112	**ESD Rollboy Single 2, conductive** with 8 drawers - size 3.0 - Internal dimensions 340 x 250 x 62 mm, black

Inserts, identification labels, stoppers for drawers: see Drawer cabinets

ESD Rollboy

With integrated drawer cabinets, working surface with ESD table mat, discharge is provided by conductive castors

Dimensions: 365 x 585 x 806 mm / DxWxH
Drawers internal dimensions: 340 x 250 x 22/40/60 mm / DxWxH

In compliance with ESD standard DIN EN 61340-5-1

dpv*link* 5676

Article	Type
048.104	**ESD Rollboy 4, conductive** with 36 drawers - size 2.0 - Internal dimensions 340 x 250 x 22 mm, black
048.101	**ESD Rollboy 1, conductive** with 24 drawers - size 2.1 - Internal dimensions 340 x 250 x 40 mm, black
048.102	**ESD Rollboy 2, conductive** with 16 drawers - size 3.0 - Internal dimensions 340 x 250 x 62 mm, black

Inserts, identification labels, stopper for drawers: see mounting frame

Small parts storage TRESTON series A290/550

Ideal elements for a space-saving storage. The cabinets can be individually mounted on the wall or combined in the practical rotating rack. The drawers are made of conductive polystyrene, the shelves of galvanized steel. With plug for grounding wire.

In compliance with ESD standard DIN EN 61340-5-1

Cabinets series A290 (180 x 310 x 290)

Cabinet dimensions: 180 x 310 x 290 mm / DxWxH

dpv*link* 5256

Article	Type
050.005	**ESD cabinet A290 with 24 drawers** Art. 050.105 (170 x 69 x 40 mm/DxWxH)
050.010	**ESD cabinet A290 with 12 drawers** Art. 050.110 (170 x 92 x 62 mm/DxWxH)

Cabinets series A550 (180 x 310 x 550)

Cabinet dimensions: 180 x 310 x 550 mm / DxWxH

dpv*link* 5264

Article	Type
050.015	**ESD cabinet A550 with 48 drawers** Art. 050.105 (170 x 69 x 40 mm/DxWxH)
050.020	**ESD cabinet A550 with 24 drawers** Art. 050.110 (170 x 92 x 62 mm/DxWxH)

Accessories for series A290 / A550

dpv*link* 5267

Article	Type
050.060.A	**Rotating table rack ESD for 2 magazines A290/550 series** Dimensions: 310 x 360 x 300/560 mm / DxWxH
050.105	**Single drawer ESD 170 x 69 x 40 mm/DxWxH** 170 x 69 x 40 mm/DxWxH
050.107	**Partition wall ESD, transverse for art. 050.105** for art. 050.105
050.110	**Single drawer ESD 170 x 92 x 62 mm/DxWxH** 170 x 92 x 62 mm/DxWxH
050.112	**Partition wall ESD, transverse for art. 050.110** for art. 050.110

Racks for series A550

Rotating floor rack ESD for 12 magazines of series A550

Trolley double-sided ESD for 8 magazines of the series A550

dpv*link* 6798

Article	Type
050.045.A	**Rotating floor rack ESD for 12 magazines of series A550** Dimensions: 500 x 500 x 1730 mm / DxWxH

Trolley for small part magazines series A550

- trolley can be equipped on both sides
- 4 ESD swivel castors with a diameter of 100 mm, two with brake
- easy to manoever with height-adjustable ergonomic handle
- lower shelf of steel as standard
- color: light grey (RAL7035)
- dimensions (WxDxH): 780 x 715 x 1600 mm
- load capacity max.: 300 kg
- suitable for 8 magazines of the series (art. 050.015 / 050.020 - magazines must be ordered separately)

dpv*link* 22753

Article	Type
BT-550B.ESD	**Trolley two-sided ESD** load capacity approx. 300 kg

Drawer cabinets TRESTON series B300/C400

Drawer cabinets for flexible, space- and cost-saving small parts storage. Two frame sizes, four drawer sizes. Can be individually mounted on the wall, freely positioned, stacked or combined in the practical rotating floor rack. With plug for grounding wire.

In compliance with ESD standard DIN EN 61340-5-1

Single drawers and partition walls: see drawers/storage containers ESD

Cabinets series B300 (300 x 400 x 395)

Cabinet dimensions: 300 x 400 x 395 mm / DxWxH

dpv*link* 5280

Article	Type
050.025	**ESD cabinet B300, with 16 drawers** Art. 050.115 (300 x 92 x 82 mm/DxWxH)
050.030	**ESD cabinet B300, with 8 drawers** Art. 050.120 (300 x 186 x 82 mm/DxWxH)

Cabinets series C400 (400 x 400 x 395)

Cabinet dimensions: 400 x 400 x 395 mm / DxWxH

dpv*link* 5286

Article	Type
050.035	**ESD cabinet C400, with 16 drawers** Art. 050.125 (400 x 92 x 82 mm/DxWxH)
050.040	**ESD cabinet C400, with 8 drawers** Art. 050.130 (400 x 186 x 82 mm/DxWxH)

Rotating floor rack for series B300 / C400

for 16 cabinets of series B300 / C400

dpv*link* 5283

Article	Type
050.050.B	**Rotating floor rack ESD for 16 cabinets B300 series** Dimensions: 700 x 700 x 1680 mm / DxWxH
050.055.C	**Rotating floor rack ESD for 16 cabinets of series C400** Dimensions: 800 x 800 x 1680 mm / DxWxH

DPV ELEKTRONIK

Weitere Artikel finden Sie unter www.compumet.ch

Drawer cabinets TRESTON series D600

Cabinets series D600 (D410 x W605 x H870)

In the large ESD drawer cabinets max. 336 different products can be stored on an area of only 0.2 m². The grey powder-coated metal frame contains 48 or 24 drawers with labels. The drawers can be freely positioned in the room.

In compliance with ESD standard DIN EN 61340-5-1

Single drawers and partition walls: see drawers/storage containers ESD

Cabinet dimensions: 410 x 605 x 870 mm / DxWxH

dpv*link* 5290

Article	Type
050.036	**ESD cabinet D600, with 48 drawers** Art. 050.125 (400 x 92 x 82 mm/DxWxH)
050.041	**ESD cabinet D600, with 24 drawers** Art. 050.130 (400 x 186 x 82 mm/DxWxH)
050.043	**ESD castor set for cabinets series D600** 4 swivel castors ø 100 mm, 2 conductive and 2 with locks

Drawer cabinets Raaco

Practical and flexible small parts storage cabinets can be positioned in a space- and cost-saving manner. Drawer cabinets type Raaco with galvanized steel frame and electrically conductive plastic drawers.

In compliance with ESD standard DIN EN 61340-5-1

Cabinets series 900 (150 x 307 x 420)

Cabinet dimensions: 150 x 307 x 420 mm / DxWxH

dpv*link* 1038

Article
Type

050.945
ESD cabinet 945, with 45 drawers
Type150-00 (Dxwxh 135 x 52 x 35 mm)

050.936
ESD cabinet 936, with 36 drawers
36 pcs type 150-01 (DxWxH 135 x 64 x 35 mm)

050.918
ESD cabinet 918, with 18 drawers
18 pcs type 150-02 (DxWxH 135 x 87 x 57 mm)

Rotating tower for cabinets series 900

Rotating tower (empty) for 12 cabinets 900 series.

dpv*link* 1067

Article
Type

050.900-DC
Rotating tower ESD, for 12 cabinets of series 900
Dimensions: 470 x 470 x 1600 mm / DxWxH

Cabinets series 1200 (D150 x W307 x H555)

Cabinet dimensions: 150 x 307 x 555 mm / DxWxH

dpv*link* 1074

Article
Type

050.1260
ESD cabinet 1260, with 60 drawers
60 pcs type 150-00 (DxWxH 135 x 52 x 35 mm)

050.1248
ESD cabinet 1248, with 48 drawers
48 pcs type 150-01 (DxWxH 135 x 64 x 35 mm)

050.1224
ESD cabinet 1224, with 24 drawers
24 pcs type 150-02 (DxWxH 135 x 87 x 57 mm)

Rotating tower for cabinets series 1200

Rotating tower (empty) for 12 cabinets of 1200 series.

dpv*link* 1069

Article
Type

050.1200-DC
Rotating tower ESD (empty) for 12 cabinets of series 1200
Dimensions: 470 x 470 x 1760 mm / DxWxH

Drawers + partition walls for cabinets 900 / 1200 series

dpv*link* 1378

Article
Type

050.900
Drawer ESD type 150-00
135 x 52 x 35 mm / DxWxH

050.900.T
Partition wall ESD, transverse for drawer type 150-00
Set = 60 pieces

050.901
Drawer ESD type 150-01
135 x 64 x 35 mm / DxWxH

050.901.T
Partition wall ESD, transverse for drawer type 150-01
Set = 48 pieces

050.902
Drawer ESD type 150-02
135 x 87 x 57 mm / DxWxH

050.902.T
Partition wall ESD, transverse for drawer type 150-02
Set = 24 pieces

Cabinets series 2500 (D250 x W360 x H440)

Practical and flexible small part storage cabinets can be positioned in a space- and cost-saving manner.
Drawer cabinet type Raaco with galvanized steel frames and electrostatically conductive plastic drawers.

In compliance with ESD standard DIN EN 61340-5-1 ESD

Cabinet dimensions: 250 x 360 x 440 mm / DxWxH

dpv*link* 1392

Article
Type

050.2500
ESD cabinet, 6 drawers
6 pcs type 250-3 (DxWxH 240 x 320 x 50 mm)

Rotating tower for cabinets series 2500

Rotating tower (empty) for 12 cabinets 2500 series.

dpv*link* 1396

Article
Type

050.2500-DC
Rotating tower ESD (empty) for 12 cabinets 2500 series
Dimensions: 620 x 620 x 1600 mm / DxWxH

Drawer Type 250-3

dpv*link* 1394

Article
Type

050.2503
ESD drawer type 250-3
240 x 320 x 50 mm / DxWxH Partitions for drawer: see ESD compartment inserts

Compartment inserts ESD, conductive

ESD compartment inserts for the flexible internal partition of drawers, service boxes, suitcase and storage container.

In compliance with the ESD standard DIN EN 61340-5-1

* 1 grid unit = appropriate number for:
drawer art. 050.2503 or professional service box art. 050.2702

dpv*link* 1884

Article
Type

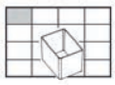

050.2530.Satz-16
Compartment inserts ESD (set = 16 pcs)
55 x 40 x 45 mm DxWxH

1 Set = 16 pieces (1/2 grid unit / A5-grid)

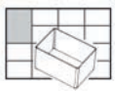

050.2535.Satz-8
Compartment inserts ESD (set = 8 pcs)
55 x 80 x 45 mm DxWxH

1 Set = 8 pieces (1/2 grid unit / A5-grid)

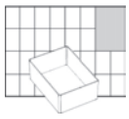

050.2537
Compartment inserts ESD
110 x 80 x 47 mm DxWxH
(8 pieces per grid unit required)



050.2541
Compartment inserts ESD
110 x 80 x 23 mm DxWxH
(8 pieces per grid unit required)



050.2545
Compartment inserts ESD with 5 compartments
110 x 80 x 23 mm DxWxH (8 pieces per grid unit required)

Sevice boxes / suitcases

Service boxes / suitcase

Service boxes / suitcase made of PP, color black.

In compliance with ESD standard DIN EN 61340-5-1

dpv*link* 1402

Article
Type

050.2700
ESD professional service box 15
with 15 fixed compartments, slide closures
Dimensions: 260 x 340 x 57 mm / DxWxH

050.2701
ESD professional service box 32
with 32 fixed compartments (45 x 40 x 55 mm), slide closures

Dimensions: 260 x 340 x 57 mm / DxWxH

050.2702
ESD professional service box without partition
with slide closures and handle
Dimensions: 265 x 340 x 57 mm / DxWxH

Partitions for professional service box: see compartment inserts art. 050.2530 050.2545

DPV ELEKTRONIK

Weitere Artikel finden Sie unter www.compumet.ch

ESD Toolbox Compact 15

Black ESD toolbox made of polypropylene for a safe storage and transport of ESD tools.

In compliance with ESD standard DIN EN 61340-5-1

dpv*link* 8010

Article	Type
050.2715	**ESD Toolbox Compact 15** Dimensions: 425 x 170 x 215 mm, 1.5 kg empty

ESD Toolbox

Toolbox for a safe storage and transport of ESD tools. Suitable for the application in cleanrooms and for service technicians.

In compliance with ESD standard DIN EN 61340-5-1

dpv*link* 8008

Article	Type
2402.250	**ESD toolbox dissipative, yellow** Dimensions: 370 x 190 x 135 mm, 0.65 kg empty max. 10 kg
2402.251	**ESD toolbox, conductive, black** Dimensions: 370 x 190 x 135 mm, 0.65 kg empty max. 10 kg

ESD Rack/material flow boxes

ESD Rack/material flow boxes

The ESD rack and material flow box can be ordered for shelves with a depth of 30 cm to 60 cm. As an electrically conductive box it is ideal for storing electronic components.

- electrically conductive material
- very robust design
- color: black
- material: polypropylene
- for shelves with a depth of 30 cm, 40 cm, 50 cm and 60 cm
- stackable

In compliance with the ESD standard DIN EN 61340-5-1

dpv*link* 23253

Article	Dimensions outside/inside LxWxH [mm]		Volume
	ESD Rack/material flow boxes		
RK3109.ESD	300 x 117 x 90	271 x 99 x 88	2.4 l
RK31509.ESD	300 x 156 x 90	271 x 138 x 88	3.4 l
RK3209.ESD	300 x 234 x 90	271 x 216 x 88	5.35 l
RK3214.ESD	300 x 234 x 140	271 x 216 x 138	8.3 l
RK4109.ESD	400 x 117 x 90	371 x 99 x 88	3.0 l
RK41509.ESD	400 x 156 x 90	371 x 138 x 88	4.7 l
RK4209.ESD	400 x 234 x 90	371 x 216 x 88	7.32 l
RK4214.ESD	400 x 234 x 140	371 x 216 x 138	11.4 l
RK5109.ESD	500 x 117 x 90	471 x 99 x 88	4.2 l
RK51509.ESD	500 x 156 x 90	471 x 138 x 88	5.9 l
RK5209.ESD	500 x 234 x 90	471 x 216 x 88	9.3 l
RK5214.ESD	500 x 234 x 140	471 x 216 x 138	14.5 l
RK6109.ESD	600 x 117 x 90	571 x 99 x 88	5.1 l
RK61509.ESD	600 x 156 x 90	571 x 138 x 88	7.18 l
RK6209.ESD	600 x 234 x 90	571 x 216 x 88	11.3 l
RK6214.ESD	600 x 234 x 140	571 x 216 x 138	17.6 l

Transversal divider ESD EPAstore® for ESD material flow boxes NEU

ESD transversal divider EPAstore® for ESD material flow boxes

- electrically conductive material
- color: black
- material: polystyrene

In compliance with the ESD standard DIN EN 61340-5-1

dpv*link* 25307

Article	Type	W [mm]	H [mm]	Thickness [mm]
	Transversal divider ESD EPAstore® for ESD material flow boxes			
RK-QT109.ESD	Transversal divider QT109 ESD EPAstore®	102	79	1.5
RK-QT1509.ESD	Transversal divider QT1509 ESD EPAstore®	142	79	1.5
RK-QT209.ESD	Transversal divider QT209 ESD EPAstore®	224	79	1.5
RK-QT214.ESD	Transversal divider QT214 ESD EPAstore®	219	129	1.5

ESD Storage boxes / part bins

Storage boxes series 2600 raaco

Storage boxes stackable, electrostatically volume conductive polypropylene (PP), color: black

In compliance with ESD standard DIN EN 61340-5-1

dpv*link* 1893

Article
Type

050.2600
Storage box ESD 50 x 125 x 130 mm
130 x 125 x 50 mm / DxWxH
covered in the height, 2 slots at panel + rotating tower

050.2601
Storage box ESD 75 x 125 x 170 mm
170 x 125 x 75 mm /
DxWxH
covered in the height, 3 slots at panel + rotating tower

050.2602
Storage box ESD 100 x 125 x 225 mm
225 x 125 x 100 mm / DxWxH
covered in the height, 4 slots at panel + rotating tower

050.2603
Storage box ESD 125 x 125 x 295 mm
295 x 125 x 125 mm / DxWxH
covered in the height, 5 slots at panel + rotating tower

050.2610
Steel panel, galvanized
Dimensions: 20 x 520 x 440 mm / DxWxH for ESD storage boxes with 48 slots (4 rows with 12 slots)

050.2630
Table stand
with 16 storage boxes
8 pcs art. 050.2600
8 pcs art. 050.2601
Dimensions: 305 x 500 x 380 mm / DxWxH

050.2600-BC
Rotating tower for storage boxes series 2600
Height 1600 x Ø 655 mm, for the storing of storage boxes series 2600, at your own choice (8 rows with 36 slots/height = 288 slots)

DEPOFIX Futura storage boxes

DEPOFIX Futura storage boxes, color: black

In compliance with ESD standard DIN EN 61340-5-1

dpv*link* 1086

Article	Abmessung Aussen/Innen TxBxH [mm]	
	DEPOFIX Futura storage boxes	
5320.FA3Z	350 x 200 x 145 / 280 x 182 x 127	black
5320.FA4	235 x 145 x 125 / 180 x 127 x 108	black
5320.FA5	175 x 100 x 75 / 129 x 87 x 67	black

DEPOFIX Classic Storage boxes, dissipative - IDP-STAT®

DEPOFIX Classic storage boxes IDP-STAT®

In compliance with ESD standard DIN EN 61340-5-1

dpv*link* 10136

Article	Dimensions outside/inside DxWxH [mm]		
	DEPOFIX Classic Storage boxes, dissipative - IDP-STAT®		
5321.3Z.gelb	350 x 200 x 145	280 x 182 x 127	without rail suspension
5321.3Z.rot	350 x 200 x 145	280 x 182 x 127	without rail suspension
5321.4.gelb	235 x 145 x 125	180 x 127 x 108	
5321.4.rot	235 x 145 x 125	180 x 127 x 108	
5321.5.gelb	175 x 100 x 75	129 x 87 x 67	
5321.5.rot	175 x 100 x 75	129 x 87 x 67	
5321.6.gelb	95 x 100 x 50	60 x 87 x 44	
5321.6.rot	95 x 100 x 50	60 x 87 x 44	

DEPOFIX Classic Storage boxes, conductive

The storage boxes provide an excellent view of the stored content. The large and handy recessed grips at the front and rear facilitate the manual transport. The smooth base bottom also a quiet running on conveyor belts also during automatic handling.

Color: black

In compliance with ESD standard DIN EN 61340-5-1

dpv*link* 1084

Article	Dimensions outside/inside DxWxH		
	DEPOFIX Classic Storage boxes, conductive		
5320.2	500 x 300 x 200	425 x 280 x 183	with handle bar
5320.3	350 x 200 x 200	280 x 182 x 185	with handle bar
5320.3Z	350 x 200 x 145	280 x 182 x 127	without rail suspension
5320.4	235 x 145 x 125	180 x 127 x 108	
5320.5	175 x 100 x 75	129 x 87 x 67	
5320.6	95 x 100 x 50	60 x 87 x 44	
5320.7	95 x 100 x 50	60 x 87 x 44	with partition wall (2 compartments)

DPV ELEKTRONIK

Weitere Artikel finden Sie unter www.compumet.ch

Identification labels for storage boxes

Identification labels for storage box PU = 100 pcs.

dpv*link* 10254

Article	Type
	Kennzeichnungsschilder
5320.2.ET	for DEPOFIX standard 5320.2
5320.3.ET	for DEPOFIX standard 5320.3
5320.3Z.ET	for DEPOFIX standard 5320.3Z
5320.4.ET	for DEPOFIX standard 5320.4 / 5321.4.red / 5321.4.yellow
5320.5.ET	for DEPOFIX standard 5320.5 / 5321.5.red / 5321.5.yellow
5320.6.ET	for DEPOFIX standard 5320.6 / 5321.6.red / 5321.6.yellow
	Kennzeichnungsschilder
5320.FA2.ET	for DEPOFIX Design 5320.FA2
5320.FA3.ET	for DEPOFIX Design 5320.FA3
5320.FA3Z.ET	for DEPOFIX Design 5320.FA3Z
5320.FA4.ET	for DEPOFIX Design 5320.FA4
5320.FA5.ET	for DEPOFIX Design 5320.FA5

SILAFIX Storage boxes



SILAFIX storage boxes, color: black

In compliance with ESD standard DIN EN 61340-5-1 ESD

dpv*link* 1088

Article	Abmessung Aussen TxBxH [mm]	
	SILAFIX Storage boxes	
051100.2	500 x 310 x 200 / 310 x 200	SILAFIX 2
051100.2.H	500 x 310 x 145 / 310 x 145	SILAFIX 2H
051100.3	350 x 210 x 200 / 210 x 200	SILAFIX 3
051100.3Z	350 x 210 x 145 / 310 x 145	SILAFIX 3Z
051100.4	230 x 147 x 132 / 147 x 132	SILAFIX 4
051100.5	170 x 102 x 78 / 102 x 78	SILAFIX 5
051100.6	90 x 102 x 54 / 102 x 54	SILAFIX 6

Storage boxes with corrugated base

TRESTON

Storage boxes with corrugated base for an easier gripping of small parts. Large labeling area on the handles.

In compliance with ESD standard DIN EN 61340-5-1

dpv*link* 5339

Article	Dimensions outside/inside DxWxH [mm]	
	Storage boxes with corrugated base	
050.145	165 x 105 x 75	105 x 90 x 65
050.150	192 x 149 x 105	130 x 125 x 90
050.155	250 x 149 x 130	185 x 125 x 115
050.160	300 x 186 x 156	230 x 155 x 140
050.162	400 x 186 x 156	330 x 155 x 140
050.156	Transverse partition wall/for 050.155	
050.163	Transverse partition wall/for 050.160/162	

Trolley for storage boxes (with corrugated base)

TRESTON

- trolley equipped with 8 steel rails on both sides
- 4 ESD swivel castors with a diameter of 100 mm, two with brake
- easy to manoever with height-adjustable ergonomic handle
- color: light grey (RAL7035)
- dimensions (WxDxH): 780 x 715 x 1630 mm
- load capacity max.: 300 kg
- box rails for fixing ESD storage boxes
- ESD storage boxes must be ordered separately
- suitable for: storage box 050.145 (max. 7/rail, max. 112/trolley), 050.15 and 050.155 (max. 5/rail, max. 80/trolley), 050.160 (max. 4/rail, 64/trolley)

dpv*link* 22751

Article	Type
BT-170B.ESD	**Trolley two-sided ESD** load capacity approx. 300 kg

Part bins

TRESTON

The part bins are designed for manual assembly. Rounded corners and edges as well as the ergonomic gripping surface facilitate the grip, stackable, color: black

In compliance with ESD standard DIN EN 61340-5-1

dpv*link* 5355

Article	Dimensions outside [mm]	
	Part bins	
050.165	160 x 99 x 70	
050.170	160 x 198 x 70	
050.175	160 x 198 x 70	divided into three compartments

Assembly stand ESD

TRESTON

Assembly stand for the supply of storage boxes and part bins at the workstation, material: galvanized steel

In compliance with ESD standard DIN EN 61340-5-1

dpv*link* 5365

Article	Type
050.185	**Assembly stand ESD** Dimensions: 200 x 455 x 290 mm / DxWxH suitable for: 12 x storage box art. 050.145 or 12 x part bin art. 050.165 or 6 x part bin art. 050.170 / 050.175

Part bin magazine Type 306

The part bin magazine type 306 is ideal for the supply of small parts such as electronic components, contact sleeves, bolts, assembly components, etc.

The basic equipment consists of 40 part bins (4 levels), arranged on a ball-bearing-mounted support within easy reach. The single part bins are easily exchangeable. A handle makes the magazine comfortable to carry.

Picture may differ from original product.

In compliance with ESD standard DIN EN 61340-5-1

Height:	300 mm
Ø:	470 mm
Weight:	3.2 kg

dpv*link* 25431

Article	Type
050.306	**Part bin magazine type 306 ESD single, black** with 40 part bins, black
050.306.GS-E	**Part bin type 306 single, black for magazine 050.306**

ESD Storage boxes

The ESD storage box is very flexible and can be subdivided by different inserts.

- electrically conductive material
- very robust version
- color: black
- material: polypropylene
- stackable

In compliance with the ESD standard DIN EN 61340-5-1



dpv*link* 23271

Article	Dimensions outside/inside LxWxH [mm]	
	ESD Storage boxes	
SK1.ESD	85 x 102 x 50	62 x 90 x 41
SK2.ESD	160 x 102 x 75	134 x 80 x 64
SK2L.ESD	220 x 102 x 75	193 x 80 x 64
SK3.ESD	225 x 150 x 125	192 x 130 x 114
SK3L.ESD	325 x 150 x 125	292 x 130 x 114
SK4.ESD	350 x 210 x 150	314 x 190 x 139
SK4H.ESD	350 x 210 x 200	314 x 190 x 190
SK5.ESD	500 x 310 x 200	455 x 281 x 189
SK5H.ESD	500 x 310 x 300	455 x 281 x 290

Insertable viewing panel transparent

Insertable viewing panel of transparent plastic.
No ESD version.

dpv*link* 23270

Article	Type
SK1.SF	Insertable viewing panel transparent SK 1
SK2.SF	Insertable viewing panel transparent SK 2 / 2L
SK3.SF	Insertable viewing panel transparent SK 3 / 3L
SK4.SF	Insertable viewing panel transparent SK 4
SK4H.SF	Insertable viewing panel transparent SK 4H
SK5.SF	Insertable viewing panel transparent SK 5
SK5H.SF	Insertable viewing panel transparent SK 5H

Work trays

electrostatically volume conductive plastic, color: black

In compliance with ESD standard DIN EN 61340-5-1

dpv*link* 5479

Article	Type
032.150	**Work tray ESD, tapered** 175 x 100 x 34 mm / DxWxH
032.151	**Work tray ESD, tapered** 210 x 150 x 40 mm / DxWxH
032.157	**Work tray ESD, stackable** 190 x 150 x 40 mm / DxWxH stackable and nestable

Frame with work trays

Chrome-plated frame

Work trays electrostatically volume conductive plastic
Color: black

In compliance with ESD standard DIN EN 61340-5-1

dpv*link* 14909

Article	Type
032.152	**Work tray ESD** 260 x 165 x 45 mm / DxWxH
032.152.TRAY	**Frame with 10 work trays 032.152** 252 x 190 x 610 mm / DxWxH
032.153	**Work tray ESD** 260 x 165 x 70 mm / DxWxH
032.153.TRAY	**Frame with 8 work trays 032.153** 252 x 190 x 610 mm / DxWxH

DPV ELEKTRONIK

Weitere Artikel finden Sie unter www.compumet.ch

Drawers / storage boxes

Drawers / storage box ESD

TRESTON



The drawers are specially adapted to metric shelf systems. Depth: 300, 400, 500 and 600 mm. Easy gripping due to corrugated base. Stackable in case of the same width, even with different lengths. Matching partition walls allow flexible divisions.

In compliance with ESD standard DIN EN 61340-5-1

dpv*link* 5296

Article	Dimensions outside DxWxH [mm]
	Drawers / storage box ESD
050.115	300 x 92 x 82
050.125	400 x 92 x 82
050.132	500 x 92 x 82
050.120	300 x 186 x 82
050.130	400 x 186 x 82
050.133	500 x 186 x 82
050.135	600 x 186 x 82
050.131	400 x 132 x 100
050.134	500 x 132 x 100
050.136	600 x 132 x 100

Partition walls, transverse for drawers

TRESTON

In compliance with ESD standard DIN EN 61340-5-1

dpv*link* 5864

Article	Type
050.137	suitable for art. 050.115 / 050.125 / 050.132
050.138	suitable for art. 050.120 / 050.130 / 050.133 / 050.135
050.139	suitable for art. 050.131 / 050.134 / 050.136

IC bar containers

Container ESD for component/IC bars

Container for component and IC bars made of electrostatically volume conductive plastic

In compliance with ESD standard DIN EN 61340-5-1

dpv*link* 5419

Article	Dimensions outside/inside DxWxH [mm]		Stackable
	Container ESD for component/IC bars		
051220	555 x 89 x 99	540 x 78 x 90	no
051221	555 x 177 x 99	540 x 165 x 90	no
051222	620 x 160 x 100	610 x 145 x 95	no
051225	635 x 165 x 100	600 x 130 x 75	yes
051226	690 x 305 x 110	635 x 255 x 90	yes

ESD Transport pallets

Lightweight pallet ESD

ESD lightweight pallets made of electrically conductive plastic (PP, black)

- high load capacity despite low dead weight
- space-saving, stackable into each other

Specifically developed for the safe storage and transport of sensitive electronic components - reliable protection against electrostatic charges

In compliance with ESD standard DIN EN 61340-5-1

dpv*link* 15655

Article	Type
8060.LP	**Lightweight pallet ESD 800 x 600 mm** 800 x 600 x 150 mm, with 6 feet
12080.LP	**Lightweight pallet ESD 1200 x 800 mm** 1200 x 800 x 150 mm, with 9 feet Weight: 5.5 kg
12080.LP-K	**Lightweight pallet ESD 1200 x 800 mm / skids** 1200 x 800 x 150 mm, with 3 skids Weight: 7.5 kg

Transport pallet ESD

ESD plastic pallet with closed top, PP volume conductive, suitable for ESD areas, color: black

In compliance with ESD standard DIN EN 61340-5-1

dpv*link* 17010

Article	Type
5395.860	**Transport pallet ESD type 860** 1200 x 800 mm, volume conductive 3 skids without metal reinforcement, top closed load capacity: 1500 kg (dynamic)
5395.861	**Transport pallet ESD type 861** 1200 x 800 mm, volume conductive 3 skids with two steel pipe reinforments, top closed load capacity: 2500 kg (dynamic)

Pallet stacking frame ESD

Pallet stacking frame ESD

- Dimensions 1200 x 800 x 200 mm
- Weight: approx 5,2 kg
- Conductive polystyrene due to carbon
- diagonally foldable
- stackable
- with ESD logo

In compliance with ESD standard DIN EN 61340-5-1

dpv*link* 19362

Article	Type
5395.AR	**Pallet stacking frame ESD**

DPV ELEKTRONIK

dpv*link* - Produkte schnell finden!
www.compumet.ch
z.B.: dpv*link* 21010 → dpv*link* 21010

Loose lid for pallets ESD

Loose lid for pallets ESD
1120 x 820 x 40 mm, suitable for all transport pallets 1200 x 800 mm
volume conductive polypropylene
Color: black

In compliance with ESD standard DIN EN 61340-5-1

dpv*link* 17013

Article	Type	L [mm]	W [mm]	H [mm]	Weight
5395.890	Loose lid for pallets ESD	1120	820	40	3,66 kg

Big Boxes

ESD Big Box

NEU

Foldable ESD Big Box has 4 flaps. The flaps ensure an immediate and easy access to the content of the Big Box. The dimensions are adapted to the conventional **pallet dimensions**.

- foldable in a space-saving way
- pallet dimensions
- different sizes
- with 4 feet, 3 skids or 4 castors

In compliance with the ESD standard DIN EN 61340-5-1

dpv*link* 25300

Article	Type	L [mm]	W [mm]	H [mm]	Weight
KLK.1208	ESD Big Box foldable with feet	1200	800	1000	51.62 kg
KLK.1210	ESD Big Box foldable with feet	1200	1000	1000	58.23 kg
KLK.1208K	ESD Big Box foldable with skids	1200	800	1000	57.63 kg
KLK.1210K	ESD Big Box foldable with skids	1200	1000	1000	64.24 kg
KLK.1208R	ESD Big Box foldable with wheels	1200	800	1100	54.74 kg
KLK.1210R	ESD Big Box foldable with wheels	1200	100	1100	61.35 kg

Lid for ESD Big Box

NEU

dpv*link* 25318

Article	Type
KLK.1208.D	**Lid for ESD Big Box 1200 x 800 mm**
KLK.1210.D	**Lid for ESD Big Box 1200 x 1000 mm**

Euro containers / folding boxes / KLT containers

ESD Folding boxes

Folding box ESD

Folding boxes ESD

- stackable
- safe and easy folding
- high volume reduction (up to 82%)
- simple and sturdy folding mechanism
- light and at the same time very sturdy
- electrostatically volume conductive polypropylene
- color: black

In compliance with ESD standard DIN EN 61340-5-1

dpv*link* 17015

Article	Type
5301.FB-4030220	**ESD folding box, 21l** External dimensions: 400 x 300 x 220 mm Internal dimensions: 365 x 265 x 210 mm Height flat approx. 77 mm / stacking height 72 mm
5301.FB-4030270	**ESD folding box, 26l** External dimensions: 400 x 300 x 270 mm Internal dimensions: 365 x 265 x 260 mm Height flat approx. 100 mm / stacking height 95 mm
5301.FB-4030320	**ESD folding box, 31l** External dimensions: 400 x 300 x 320 mm Internal dimensions: 365 x 265 x 310 mm Height flat approx. 100 mm / stacking height 95 mm
5301.FB-6040220	**ESD folding box, 46l** External dimensions: 600 x 400 x 220 mm Internal dimensions: 567 x 367 x 210 mm Height flat approx. 80 mm / stacking height 72 mm
5301.FB-6040270	**ESD folding box, 56l** External dimensions: 600 x 400 x 270 mm Internal dimensions: 567 x 367 x 260 mm Height flat approx. 80 mm / stacking height 72 mm
5301.FB-6040320	**ESD folding box, 67l** External dimensions: 600 x 400 x 320 mm Internal dimensions: 567 x 367 x 310 mm Height flat approx. 80 mm / stacking height 72 mm
5301.FB-6040420	**ESD folding box, 87l** External dimensions: 600 x 400 x 420 mm Internal dimensions: 567 x 367 x 410 mm Height flat approx. 100 mm / stacking height 92 mm
5301.FB-8060445	**ESD folding box, 188l** External dimensions: 800 x 600 x 445 mm Internal dimensions: 768 x 570 x 430 mm Height flat approx. 125 mm / stacking height 103 mm

DPV ELEKTRONIK

Weitere Artikel finden Sie unter www.compumet.ch

Folding box ESD with lid

Folding boxes ESD with lid

- sealable
- stackable
- safe and easy folding
- high volume reduction (up to 82%)
- simple and sturdy folding mechanism
- light and at the same time very sturdy
- electrostatically volume conductive polypropylene
- color: black

In compliance with ESD standard DIN EN 61340-5-1

Version as folding box ESD - additionally with sealable lid

dpv*link* 17024

Article	Type
5302.FB-4030220.D	**ESD folding box with lid, 19l** External dimensions: 400 x 300 x 220 mm Internal dimensions: 365 x 265 x 200 mm Height flat apprx. 77 mm / stacking height 72 mm
5302.FB-4030270.D	**ESD folding box with lid, 24l** External dimensions: 400 x 300 x 270 mm Internal dimensions: 365 x 265 x 250 mm Height flat approx. 100 mm / stacking height 95 mm
5302.FB-4030320.D	**ESD folding box with lid, 29l** External dimensions: 400 x 300 x 320 mm Internal dimensions: 365 x 265 x 300 mm Height flat approx. 100 mm / stacking height 95 mm
5302.FB-6040220.D	**ESD folding box with lid, 42l** External dimensions: 600 x 400 x 220 mm Internal dimensions: 567 x 367 x 200 mm Height flat approx. 80 mm / stacking height 72 mm
5302.FB-6040270.D	**ESD folding box with lid, 52l** External dimensions: 600 x 400 x 270 mm Internal dimensions: 567 x 367 x 250 mm Height flat approx. 80 mm / stacking height 72 mm
5302.FB-6040320.D	**ESD folding box with lid, 62l** External dimensions: 600 x 400 x 320 mm Internal dimensions: 567 x 367 x 300 mm Height flat approx. 80 mm / stacking height 72 mm
5302.FB-6040420.D	**ESD folding box with lid, 83l** External dimensions: 600 x 400 x 420 mm Internal dimensions: 567 x 367 x 400 mm Height flat approx. 100 mm / stacking height 92 mm
5302.FB-8060445.D	**ESD folding box with lid, 182 l** External dimensions: 800 x 600 x 445 mm Internal dimensions: 768 x 570 x 415 mm Height flat approx. 125 mm / stacking height 103 mm

Folding box Walther ESD

Folding boxes made of electrostatically volume conductive polypropylene, stackable. Height in folded state: 70 mm. Color: black.

In compliance with ESD standard DIN EN 61340-5-1

dpv*link* 7116

Article	Type
5300.43.220	Folding box, 22 l, 400 x 300 x 220 mm
5300.64.220	Folding box, 44 l, 600 x 400 x 220 mm
5300.64.320	Folding box, 65 l, 600 x 400 x 320 mm
5300.64.D	Loose lid ESD for folding boxes 600 x 400 mm

Euro containers WEZ

WEZ - knowhow and experience

WEZ combines 50 years of experience in the field of plastic injection molding with up-to-date knowhow. Plastic compatible solutions, a cost-effective production and individual services about our products are the target for the product development of the BLACKLINE® range.



BLACKLINE® - Safety for electronic components

WEZ BLACKLINE® protects sensitive electronic components in the EPA, in the storage and during the transport. The system offers a guarantee for a ESD safe handling as well in the conductive as in the dissipative areas.

Euro containers Futura

The new generation of containers by WEZ for a manual and mechanical handling. For all applications and application areas. The new design takes into account the requirements of modern logistics and the possibilities of today's plastics technology.

- Hollow corners for maximum stability and torsion resistance
- Flat bottom with chamfers ensuring a smooth transportation
- Openings in the upper margins for the mechanical handling with standard gripping and lifting devices
- ground-level centring and handling ribs
- shell handles
- Integrated label holders for A4 width on all four sides

- electrostatically volume conductive polypropylene
- stackable
- 100% compatible with other components of the WEZ range

In compliance with ESD standard DIN EN 61340-5-1

dpv*link* 14825

Article	Dimensions outside/inside LxWxH [mm]		Material
	Euro containers Futura		
63.4312.060.992	400 x 300 x 120	355 x 255 x 110	polypropylene
63.4317.060.992	400 x 300 x 175	355 x 255 x 165	polypropylene
63.6412.060.992	600 x 400 x 120	555 x 355 x 110	polypropylene
63.6417.060.992	600 x 400 x 175	555 x 355 x 165	polypropylene

Suitcase FUTURA

NEU

WEZ suitcase Futura

- volume conductive polypropylene
- stackable
- color black

In compliance with the ESD standard DIN EN 61340-5-1

dpv*link* 25327

Article	Dimensions outside/inside LxWxH [mm]		Material
	Suitcase FUTURA		
63.4312.360.992	400 x 300 x 130	355 x 255 x 115	polypropylene
63.4317.360.992	400 x 300 x 185	355 x 255 x 170	polypropylene
63.6412.360.992	600 x 400 x 130	555 x 355 x 115	polypropylene
63.6417.360.992	600 x 400 x 185	555 x 355 x 170	polypropylene

Euro containers

WEZ Euro containers made of electrostatically volume conductive polypropylene, stackable.

In compliance with ESD standard DIN EN 61340-5-1

WEZ Euro containers with flat base

WEZ containers with flat base are especially suitable for a smooth transportation on conveyor systems like taxiways, ball tables, etc. Containers with flat base are arbitrarily stackable, but can not be stacked on two containers of the next smaller basic dimensions.

dpv*link* 831

Article	Dimensions outside/inside DxWxH		
	Euro containers		
2108.007.992	200 x 150 x 100	155 x 106 x 97	
3204.007.992	300 x 200 x 53	260 x 160 x 51	
3208.007.992	300 x 200 x 100	254 x 154 x 96	
3213.007.992	300 x 200 x 145	254 x 154 x 141	
4304.007.992	400 x 300 x 53	354 x 254 x 49	
4308.907.992	400 x 300 x 100	354 x 254 x 96	
4313.907.992	400 x 300 x 145	354 x 254 x 141	
4313.097.992	400 x 300 x 145	354 x 254 x 141	light
4320.007.992	400 x 300 x 212	354 x 254 x 208	
4326.007.992	400 x 300 x 278	354 x 254 x 274	
4332.007.992	400 x 300 x 320	354 x 254 x 315	
6404.007.992	600 x 400 x 56	560 x 360 x 54	
6408.007.992	600 x 400 x 100	554 x 354 x 96	
6413.007.992	600 x 400 x 145	554 x 354 x 141	
6413.097.992	600 x 400 x 145	554 x 354 x 141	light
6420.007.992	600 x 400 x 212	554 x 354 x 208	
6426.007.992	600 x 400 x 278	554 x 354 x 273	
6432.007.992	600 x 400 x 320	554 x 354 x 314	
6440.007.992	600 x 400 x 412	554 x 354 x 407	

WEZ Euro containers with standard base

Robust and stable construction, optimal useable volume thanks to the lowest draft of the mold of only 2 mm with every container height. Over 100 mm in height with shell handles.

dpv*link* 14722

Article	Dimensions outside/inside LxWxH [mm]		Material
	Euro container standard base		
3204.000.992	300 x 200 x 53	260 x 160 x 41	polypropylene

- further Euro containers WEZ with standard base, SGL base structure and reinforced versions available on request -

DPV ELEKTRONIK

Weitere Artikel finden Sie unter www.compumet.ch

Lids for Euro containers

WEZ Lids for WEZ Euro containers, electrostatically volume conductive
In compliance with ESD standard DIN EN 61340-5-1

dpv*link* 835

Article	Type
	Lids for Euro containers
3200.000.992	Loose lid 300 x 200 mm
4300.000.992	Loose lid 400 x 300 mm
6400.000.992	Loose lid 600 x 400 mm
3200.032.992	Hinged lid 300 x 200, 2 turn-lock fasteners
4300.032.992	Hinged lid 400 x 300 mm, 2 turn-lock fasteners
6400.032.992	Hinged lid 600 x 400 mm, 2 turn-lock fasteners
3200.044.992	Lid 300 x 200 mm, 4 turn-lock fasteners
4300.044.992	Lid 400 x 300 mm, 4 turn-lock fasteners
6400.044.992	Lid 600 x 400 mm, 4 turn-lock fasteners

Suitcase

WEZ suitcase

- electrostatically volume conductive polypropylene
- stackable
- color black

In compliance with ESD standard DIN EN 61340-5-1

dpv*link* 833

Article	Dimensions outside/inside LxWxH [mm]		
	Suitcase		
3204.390.992	300 x 200 x 63	260 x 160 x 39	
3208.397.992	300 x 200 x 110	254 x 154 x 95	
3213.397.992	300 x 200 x 154	254 x 154 x 139	
4304.397.992	400 x 300 x 63	354 x 254 x 48	
4308.397.992	400 x 300 x 110	354 x 254 x 95	
4313.397.992	400 x 300 x 154	354 x 254 x 139	
4313.387.992	600 x 300 x 154	354 x 254 x 139	light
4320.397.992	400 x 300 x 221	354 x 254 x 206	
4326.397.992	400 x 300 x 287	354 x 254 x 272	
6408.397.992	600 x 400 x 111	554 x 354 x 95	
6413.397.992	600 x 400 x 155	554 x 354 x 139	
6420.397.992	600 x 400 x 221	554 x 354 x 206	
6426.397.992	600 x 400 x 288	554 x 354 x 272	

Accessories Euro containers

dpv*link* 862

Article Type
9980.007.000 **U-clip metal clip** Metal clip as fixed connection element (8 pcs for push-on frame 400 x 300 mm or 10 pcs for push-on frame 600 x 400 mm are needed)
9980.011.992 **Lid hinge** (2 pcs per lid are needed)
9980.012.994 **Turn-lock fastener, pair**

dpv*link* 862

Article Type
9980.128.992 **Suitcase handle 95, loose** (for mounting 2 handle holders are required)
9980.129.992 **Handle holder for suitcase handle 95**

Insert for Euro containers 400 x 300 mm

WEZ inserts for Euro containers with basic dimensions 400 x 300 mm. With large gripping radius on the front, handle bar and label holder on the back, electrostatically volume conductive

In compliance with ESD standard DIN EN 61340-5-1

dpv*link* 1006

Article		L [mm]	W [mm]	H [mm]
	Insert for Euro containers 400 x 300 mm			
0609.055.392	Variobox 1/16 size	64	89	55
1309.055.392	Variobox 1/8 size	128	89	55
1318.055.392	Variobox 1/4 size	128	178	55

Insert for Euro containers 600 x 400 mm

WEZ inserts for Euro containers with basic dimensions 600 x 400 mm. An internal bottom radius facilitates the gripping of small parts, handle bar on the top edge, electrostatically volume conductive.

In compliance with ESD standard DIN EN 61340-5-1

dpv*link* 1017

Article		L [mm]	W [mm]	H [mm]
	Insert for Euro containers 600 x 400 mm			
1308.110.392	Variobox 1/16 size	137	87	110
1713.110.392	Variobox 1/8 size	174	137	110
2717.110.392	Variobox 1/4 size	274	174	110
3527.110.392	Variobox 1/2 size	350	274	110
5508.110.392	Variobox 1/4 size, lengthwise	550	87	110
5517.110.392	Variobox 1/2 size, lengthwise	550	174	110

Push-on frame

for an increase of the useful height of the container. Attachment with nylatches or U-clips.

In compliance with ESD standard DIN EN 61340-5-1

dpv*link* 859

Article	Type
	Push-on frame
4304.700.992	Push-on frame 400 x 300 x 44 mm
6404.700.992	Push-on frame 600 x 400 mm

Euro containers RAKO

ESD Storage and transport system for the protection against electrostatic discharge

Electronic components can be destroyed by electrostatic discharges. In order to protect those components against such damages, electronic mounting parts are often transported or stored in containers or on pallets made of electrically conductive plastic.

The ESD storage and transport system by UTZ prevents a potential electrostatic discharge. Furthermore the robust plastic containers protect the content against mechanical damage, contamination or moisture.

Euro containers RAKO

RAKO Euro containers made of electrostatically volume conductive polypropylene, stackable.

In compliance with ESD standard DIN EN 61340-5-1

dpv*link* 797

Article	Dimensions outside/inside LxWxH [mm]		Material
	Euro containers RAKO		
051302	200 x 150 x 120	162 x 112 x 114	polypropylene
051312	300 x 200 x 120	258 x 160 x 115	polypropylene
051322	300 x 200 x 220	260 x 160 x 217	polypropylene
051406	400 x 300 x 65	358 x 258 x 62	polypropylene
051412	400 x 300 x 120	358 x 258 x 114	polypropylene
051417	400 x 300 x 170	358 x 258 x 165	polypropylene
051422	400 x 300 x 220	358 x 258 x 217	polypropylene
051427	400 x 300 x 270	353 x 253 x 268	polypropylene
051432	400 x 300 x 325	358 x 258 x 320	polypropylene
051607	600 x 400 x 75	552 x 350 x 70	polypropylene
051612	600 x 400 x 120	553 x 353 x 114	polypropylene
051617	600 x 400 x 170	558 x 358 x 165	polypropylene
051622	600 x 400 x 220	559 x 359 x 216	polypropylene
051627	600 x 400 x 280	556 x 356 x 275	polypropylene
051632	600 x 400 x 325	558 x 358 x 320	polypropylene
051642	600 x 400 x 425	560 x 360 x 422	polypropylene

RAKO Euro containers, reinforced

RAKO Euro containers reinforced with ribbed bottom made of electrostatically volume conductive polypropylene, stackable.

In compliance with ESD standard DIN EN 61340-5-1

dpv*link* 799

Article	Dimensions outside/inside LxWxH [mm]		Material
	RAKO Euro containers, reinforced		
051414	400 x 300 x 145	364 x 264 x 130	polypropylene
051613	600 x 400 x 145	563 x 363 x 130	polypropylene
051628	600 x 400 x 280	562 x 362 x 264	polypropylene

RAKO Suitcases

RAKO Suitcases are made of electrostatically volume conductive polypropylene, stackable, black.

In compliance with ESD standard DIN EN 61340-5-1

dpv*link* 801

Article	Dimensions outside/inside LxWxH [mm]		Material
	RAKO Suitcases		
051312.K	300 x 200 x 130	258 x 158 x 117	polypropylene
051322.K	300 x 200 x 230	258 x 158 x 217	polypropylene
051406.K	400 x 300 x 80	358 x 258 x 62	polypropylene
051412.K	400 x 300 x 130	358 x 258 x 117	polypropylene
051417.K	400 x 300 x 185	358 x 258 x 165	polypropylene
051432.K	400 x 300 x 340	358 x 258 x 317	polypropylene
051607.K	600 x 400 x 90	552 x 352 x 72	polypropylene
051612.K	600 x 400 x 132	558 x 358 x 116	polypropylene
051617.K	600 x 400 x 185	558 x 358 x 166	polypropylene
051622.K	600 x 400 x 235	557 x 357 x 216	polypropylene
051632.K	600 x 600 x 340	558 x 358 x 320	polypropylene
051642.K	600 x 400 x 440	555 x 355 x 422	polypropylene

RAKO Lids for Euro containers

RAKO lid for RAKO Euro containers, electrostatically volume conductive

In compliance with ESD standard DIN EN 61340-5-1

dpv*link* 815

Article	Type
	RAKO Lids for Euro containers
051721	Loose lid 200 x 150 mm
051732	Loose lid 300 x 200 mm
051743	Loose lid 400 x 300 mm
051764	Loose lid 600 x 400 mm
051821	Hinged lid 200 x 150 mm
051832	Hinged lid 300 x 200 mm
051843	Hinged lid 400 x 300 mm
051864	Hinged lid 600 x 400 mm
051878	Lid with hooks 400 x 300 mm
051879	Lid with hooks 600 x 400 mm

Closures RAKO

051870 051871

Accessories for RAKO Euro containers, snap lock and slide closure.

dpv*link* 828

Article	Type
051870	RAKO snap lock
051871	RAKO slide closure

DPV ELEKTRONIK

Weitere Artikel finden Sie unter www.compumet.ch

Containers for trays

RAKO containers for trays with basic dimensions 600 x 400 mm, electrostatically volume conductive, black

In compliance with ESD standard DIN EN 61340-5-1

dpv*link* 11089

Article	Type
051200	**Containers for trays 600 x 400 x 220 mm** - 5 trays 22 mm height or - 2 trays 22 mm height + 1 tray height 80 mm or - 1 trays 22 mm height + 1 tray height 105 mm
051201	**Containers for trays 600 x 400 x 425 mm** - 12 trays with 22 mm height or - 4 trays with 80 mm height or - 3 trays with 105 mm height
051205-3	**Tray, inside 509 x 308 x 22 mm**

Insert for Euro containers RAKO 400x300 mm



RAKO inserts for Euro containers with basic dimensions 400 x 300 mm, electrostatically volume conductive, black

In compliance with ESD standard DIN EN 61340-5-1

dpv*link* 989

Article	Bezeichnung	L [mm]	B [mm]	H [mm]
	Insert for Euro containers RAKO 400x300 mm			
051950	Container 1/8 size	130	86	50
051952	Container 1/4 size	174	128	50
051952.2	Lid for 1/4 size			
051953	Container 1/3 size	262	119	97

Insert for Euro containers RAKO 600x400 mm



RAKO insert for Euro containers with basic dimensions 600 x 400 mm, electrostatically volume conductive, black

In compliance with ESD standard DIN EN 61340-5-1

dpv*link* 871

Article	Bezeichnung	L [mm]	B [mm]	H [mm]
	Insert for Euro containers RAKO 600x400 mm			
051954.3	Container 1/16 size	139	89	99
051955.3	Container 1/8 size	177	139	99
051956.3	Container 1/4 size	277	177	99
051957	Container 1/4 size, longitudinal	555	89	99
051958.3	Container 1/2 size, transverse	355	277	99
051959	Container 1/2 size, longitudinal	555	177	99

Euro containers Light

Euro containers Light

Cost-effective ESD containers Light made of dissipative plastic.

Specifically developed for the safe storage and transport of sensitive electronic components - reliable prevention of electrostatic charging and dissipation of existing charge.

Version:	Closed handles, base and sides
Material:	PP
Color:	Black

In compliance with ESD standard DIN EN 61340-5-1

dpv*link* 15634

Article	Dimensions outside/inside LxWxH [mm]		Material
	Euro containers Light		
3020120.L	300 x 200 x 120	260 x 160 x 105	polypropylene
3020170.L	300 x 200 x 170	260 x 160 x 155	polypropylene
4030075.L	400 x 300 x 75	360 x 260 x 60	polypropylene
4030120.L	400 x 300 x 120	360 x 260 x 95	polypropylene
4030170.L	400 x 300 x 170	360 x 260 x 145	polypropylene
4030220.L	400 x 300 x 220	360 x 260 x 195	polypropylene
4030270.L	400 x 300 x 270	360 x 260 x 245	polypropylene
4030320.L	400 x 300 x 320	360 x 260 x 295	polypropylene
6040075.L	600 x 400 x 75	560 x 360 x 60	polypropylene
6040120.L	600 x 400 x 120	560 x 360 x 105	polypropylene
6040170.L	600 x 400 x 170	560 x 360 x 155	polypropylene
6040220.L	600 x 400 x 220	560 x 360 x 205	polypropylene
6040270.L	600 x 400 x 270	560 x 360 x 255	polypropylene
6040320.L	600 x 400 x 320	560 x 360 x 305	polypropylene
6040420.L	600 x 400 x 420	560 x 360 x 405	polypropylene
8060120.L	800 x 600 x 120	755 x 555 x 100	polypropylene
8060220.L	800 x 600 x 220	755 x 555 x 200	polypropylene
8060320.L	800 x 600 x 320	755 x 555 x 300	polypropylene
8060420.L	800 x 600 x 420	755 x 555 x 400	polypropylene

Version Euro container Light with **permanently mounted hinged lid** on demand.

DPV ELEKTRONIK

dpv*link* - Produkte schnell finden!
www.compumet.ch
z.B.: **dpv*link* 21010** → **dpv*link* 21010**

Lid for Euro containers Light

Lid for Euro containers Light, electrostatically dissipative

In compliance with ESD standard DIN EN 61340-5-1

dpv*link* 15651

Article	Type
	Lid for Euro containers Light
3020999.L-Deckel	Loose lid 300 x 200 mm
4030999.L-Deckel	Loose lid 400 x 300 mm
6040999.L-Deckel	Loose lid 600 x 400 mm
8060999.L-Deckel	Loose lid 800 x 600 mm

Insert for Euro containers 400 x 300 mm

Insert boxes ESD for Euro containers with basic dimensions 400 x 300 mm, gripping edge for an easy insertion and removal
safely stackable due to reinforced edge
electrostatically dissipative

In compliance with ESD standard DIN EN 61340-5-1

dpv*link* 17034

Article		L [mm]	W [mm]	H [mm]
	Insert for Euro containers 400 x 300 mm			
4030.EK205	Insert box 205	266	184	50
4030.EK210	Insert box 210	266	184	100
4030.EK215	Insert box 215	266	184	150

Insert for Euro containers 600 x 400 mm

Insert boxes ESD for Euro containers with basic dimensions 600 x 400 mm, gripping edge for an easy insertion and removal
safely stackable due to reinforced edge
electrostatically dissipative

In compliance with ESD standard DIN EN 61340-5-1

dpv*link* 17035

Article		L [mm]	W [mm]	H [mm]
	Insert for Euro containers 600 x 400 mm			
6040.EK205	Insert box 205	563	183	50
6040.EK210	Insert box 210	563	183	100
6040.EK215	Insert box 215	563	183	150
6040.EK405	Insert box 405	282	183	50
6040.EK410	Insert box 410	282	183	100
6040.EK415	Insert box 415	282	183	150
6040.EK805	Insert box 805	183	141	50
6040.EK810	Insert box 810	183	141	100
6040.EK815	Insert box 815	183	141	50

Euro containers NEWBOX

NEWBOX Euro containers conductive

NEWBOX Euro containers made of electrostatically volume conductive polypropylene, stackable.

In compliance with ESD standard DIN EN 61340-5-1

dpv*link* 795

Article	Dimensions outside/inside LxWxH [mm]		Material
	NEWBOX Euro containers conductive		
5310.05	300 x 200 x 120	260 x 160 x 117	polypropylene
5310.10	400 x 300 x 120	360 x 258 x 118	polypropylene
5310.14	400 x 300 x 170	358 x 258 x 168	polypropylene
5310.20	400 x 300 x 220	358 x 258 x 217	polypropylene
5310.25	400 x 300 x 270	358 x 256 x 267	polypropylene
5310.31	400 x 300 x 320	358 x 256 x 316	polypropylene
5310.15	600 x 400 x 75	555 x 355 x 72	polypropylene
5310.24	600 x 400 x 120	555 x 358 x 115	polypropylene
5310.33	600 x 400 x 150	555 x 353 x 145	polypropylene
5310.34	600 x 400 x 170	555 x 355 x 165	polypropylene
5310.42	600 x 400 x 220	555 x 358 x 217	polypropylene
5310.50	600 x 400 x 236	555 x 357 x 231	polypropylene
5310.55	600 x 400 x 280	553 x 355 x 277	polypropylene
5310.70	600 x 400 x 343	557 x 358 x 332	polypropylene
5310.80	600 x 400 x 423	555 x 355 x 420	polypropylene
5310.S.130	800 x 600 x 320	756 x 556 x 297	polypropylene

NEWBOX Lid

Lid for NEWBOX Euro containers, electrostatically volume conductive

In compliance with ESD standard DIN EN 61340-5-1

dpv*link* 803

Article	Type
	NEWBOX Lid
5310.32.A	Loose lid 300 x 200 mm
5310.43.A	Loose lid 400 x 300 mm
5310.64.A	Loose lid 600 x 400 mm
5310.43	Loose lid with hook 400 x 300 mm
5310.64	Loose lid with hook 600 x 400 mm

NEWBOX hinged lid

Lid for NEWBOX Euro containers, electrostatically volume conductive

In compliance with ESD standard DIN EN 61340-5-1

dpv*link* 19734

Article	Type
	NEWBOX hinged lid
5310.32.S	Hinged lid 300 x 200 mm
5310.43.S	Hinged lid 400 x 300 mm

DPV ELEKTRONIK

Weitere Artikel finden Sie unter www.compumet.ch

NEWBOX Euro containers IDP

- permanently electrostatically dissipative polypropylene IDP (inherently dissipative polymer)
- stackable
- independent of humidity
- labeling: ESD warning symbol, recycling symbol and lot number

In compliance with ESD standard DIN EN 61340-5-1

dpv*link* 7048

Article	Dimensions outside/inside LxWxH [mm]		Color
	NEWBOX Euro containers IDP		
5311.05.gelb	300 x 200 x 120	270 x 170 x 117	yellow
5311.05.rot	300 x 200 x 120	270 x 170 x 117	red
5311.10.gelb	400 x 300 x 120	355 x 255 x 115	yellow
5311.10.rot	400 x 300 x 120	355 x 255 x 115	red
5311.14.gelb	400 x 300 x 170	355 x 255 x 165	yellow
5311.14.rot	400 x 300 x 170	355 x 255 x 165	red
5311.20.gelb	400 x 300 x 220	355 x 255 x 215	yellow
5311.20.rot	400 x 300 x 220	355 x 255 x 215	red
5311.31.gelb	400 x 300 x 320	355 x 255 x 317	yellow
5311.31.rot	400 x 300 x 320	355 x 255 x 317	red
5311.24.gelb	600 x 400 x 120	555 x 355 x 115	yellow
5311.24.rot	600 x 400 x 120	555 x 355 x 115	red
5311.34.gelb	600 x 400 x 170	555 x 355 x 165	yellow
5311.34.rot	600 x 400 x 170	555 x 355 x 165	red
5311.42.gelb	600 x 400 x 220	555 x 355 x 215	yellow
5311.42.rot	600 x 400 x 220	555 x 355 x 215	red

NEWBOX IDP Lid



Lid for NEWBOX Euro containers IDP electrostatically dissipative

In compliance with ESD standard DIN EN 61340-5-1

dpv*link* 8464

Article	Type	L [mm]	W [mm]	Color
	NEWBOX IDP Lid			
5311.32.S.gelb	Hinged lid	300	200	yellow
5311.32.S.rot	Hinged lid	300	200	red
5311.43.gelb	Lid with hook	400	300	yellow
5311.43.rot	Lid with hook	400	300	red
5311.64.gelb	Lid with hook	600	400	yellow
5311.64.rot	Lid with hook	600	400	red

NEWBOX Closures

Accessories for NEWBOX Euro containers, snap lock and slide closure, electrostatically volume conductive

dpv*link* 808

Article	Type
5310.99.1	NEWBOX snap lock/white
5310.99.3	NEWBOX slide closure/black (conductive)

Accessories for ESD containers

Accessories for Euro containers

For all Euro container types:

dpv*link* 812

	Article Type
	9980.005.000 **Label clamp for the attachment** to container ribs, width 20 mm, galvanized
	051886 **Label clamp for attaching** on container ribs, width 30 mm, galvanized
	051887 **Label holder, transparent** 102 x 65 mm / 90 x 52 mm outside / inside self-adhesive
	051887-1 **Label holder, transparent** 184 x 98 mm or 155 x 85 mm outside / inside self-adhesive
	3015.203.075.IDP **KANBAN Protective pocket IDP-STAT, transparent** Protective pocket 203x75 mm, 1 side open PU = 25 pieces
	5221.5.IDP.250.N **ESD Label pocket IDP-STAT, self-adhesive** 118 x 74 x 0.25 mm (LxWxH), self-adhesive, front IDP-STAT film, back insulating film
	5221.4.IDP.250 **ESD label holder IDP-STAT, transparent, readable barcode** 118 x 80 x 0.25 mm (LxWxH), self-adhesive front and back IDP-STAT film
	5221.IDP.700 **Label holder IDP-STAT® PVC** DIN A 5; 158 x 210 x 0,7mm; back width 22 mm; for mounting on transport containers; PU= 5 pieces

DPV ELEKTRONIK
dpv*link* - Produkte schnell finden!
www.compumet.ch
z.B.: **dpv*link* 21010** → **dpv*link* 21010**

dpv*link* 812	Article Type
	9980.039.000 **Label holder, transparent** 156 x 115 mm, self-adhesive
	9980.050.000 **Label holder, transparent** 115 x 83 mm, self-adhesive
	9980.xxxx **Printing / hot stamping** on Euro container and lid

KLT containers Light

KLT container Light



The ESD R-KLT containers Light are perfectly adapted to automatic production processes and suitable for the use in different perfekt production stages. Sensitive electronic components can be stored and transported without any problem thanks to the electrically conductive plastic.

- with sturdy base ribbing
- integrated lid slots
- with adhesive surface for barcode
- run quietly on conveyors

Material:	PP
Color:	black

In compliance with the ESD standard DIN EN 61340-5-1

dpv*link* 22256

Article	Dimensions outside	inside LxWxH [mm]	Volume	Additional
	KLT container Light			
KLT-R.3020150.ESD	300 x 200 x 150	243 x 162 x 129,5	5,3 l	base smooth
KLT-R.4030150.ESD	400 x 300 x 150	346 x 265 x 109,5	10 l	sturdy base ribbing
KLT-R.4030290.ESD	400 x 300 x 290	346 x 265 x 242	22 l	sturdy base ribbing
KLT-R.6040150.ESD	600 x 400 x 150	544 x 364 x 109,5	22 l	sturdy base ribbing
KLT-R.6040290.ESD	600 x 400 x 290	544 x 364 x 242	48 l	sturdy base ribbing
KLT-12040147.ESD	1200 x 400 x 147	1142 x 360 x 144,5	60,3 l	base reinforced

Also available as RL version with drainage holes

Lid for KLT container Light

Lid for KLT container Light, volume conductive

In compliance with the ESD standard DIN EN 61340-5-1

dpv*link* 22268

Article	Type
	Lid for KLT container Light
KLT-D.3020.ESD	Loose lid 300 x 200 mm
KLT-D.4030.ESD	Loose lid 400 x 300 mm
KLT-D.6040.ESD	Loose lid 600 x 400 mm

KLT folding box Light

The foltable ESD R-KLT container Light is a real allrounder: It combines the advantages of the small load carrier series with the space-saving properties of foldable boxes and is at the same time time adapted to the special requirements of sensitive electronic components. In addition, the volume of the container can be reduced by up to 70%.

- with sturdy base ribbing
- integrated lid slots
- with adhesive surface for barcode
- safe and quick folding

Material:	PP
Color:	black

In compliance with the ESD standard DIN EN 61340-5-1

dpv*link* 22272

Article	Volume
	KLT folding box Light
KLT-F.6040280.ESD	46 l

DPV ELEKTRONIK

Weitere Artikel finden Sie unter www.compumet.ch

Parting inserts and partitions / interlayers

In our product range you will find a wide selection of interlayers and parting inserts (partitions) for the use in transport containers. The combination is ideal for transporting different components susceptible to ESD. Available in 3 different materials for various requirements

PP cavity material:
- made of extruded polypropylene (PP)
- high abrasion resistance
- low weight

PS solid material:
- made of polystyrene (PS)
- high abrasion resistance
- high stability

PE foam:
- made of polyethylene foam (PE)
- abrasion-resistant and corrosion-free
- very low weight

Our **standard dimensions** are based on the **most commonly used Euro transport containers**.

If you don't find what you are looking for among our standard dimensions, please don't hesitate to ask us for **customer-specific dimensions**.

Material: Polypropylene (PP)

For the use in transport containers to transport or store electronic components in an organized manner and in layers

Fix your products and **protect them against damage during transportation**. The interlayers **of lightweight polypropylene** with cavities provide additional stability for your containers equipped with partitions.

Technical data for standard versions

Lateral length container:	- 300 / 400 / 600 / 800 mm
Thicknesses:	- 3.0 mm (weight 600g/m^2)
	- 3.5 mm extra sturdy (weight 800g/m^2)

- available in different dimensions with different cut-outs
- electrostatically volume conductive
- In compliance with ESD standard DIN EN 61340-5-1

Handhold cut-outs for easier removal from Euro containers available in 3 versions:

- Standard: 2 corners sloped
- Type A: 2 handhold cut-outs semicular 34 X 17 mm
- Type C: 2 grip holes round 30 mm

Interlayers PP

PP Interlayers for transport containers 3.0 mm

Cavity material, extruded polypropylene (PP), high abrasion resistance, thickness 3.0 mm, weight 600 g/m²

dpv*link* 15146

Article	Dimensions LxW [mm]	Thickness [mm]	Type
	für Eurobehälter 400 x 300 mm		
050.230	353 x 253	3.0	Standard type D
050.231.A-30	353 x 253	3.0	Type A
050.233.C-30	353 x 253	3.0	Type C
050.230.PE.3	353 x 253	6.0	Standard type D + PE
	für KLT-Behälter 400 x 300 mm		
050.230.KLT	340 x 260	3.0	Standard type D
	für Eurobehälter 600 x 400 mm		
050.235	553 x 353	3.0	Standard type D
050.236.A-30	553 x 353	3.0	Type A
050.238.C-30	553 x 353	3.0	Type C
050.235.PE.3	550 x 350	6.0	Standard type D + PE
050.235.PE.6	550 x 350	9.0	Standard type D + PE
	für KLT-Behälter 600 x 400 mm		
050.235.KLT	540 x 360	3.0	Standard type D
	für Eurobehälter 800 x 600 mm		
050.215.D-30	753 x 553	3.0	Standard type D
050.215.A-30	753 x 553	3.0	Type A
	Zuschnitt / Konfektion		
050.201.PP30.Z	- x -	3.0	

Cuttings, assemblies available on request

PP Interlayers for transport containers thickness 3.5 mm

Cavity material, extruded polypropylene (PP), high abrasion resistance, thickness 3.5 mm, weight 800 g/m² (extra stable)

dpv*link* 705

Article	Dimensions LxW [mm]	Thickness [mm]	Type
	für Eurobehälter 400 x 300 mm		
050.230.D-35	353 x 253	3.5	Standard type D
050.231.A-35	353 x 253	3.0	Type A
050.233.C-35	353 x 253	3.5	Type C
	für Eurobehälter 600 x 400 mm		
050.235.D-35	553 x 353	3.5	Standard type D
050.236.A-35	553 x 353	3.5	Type A
050.238.C-35	553 x 353	3.5	Type C
	für Eurobehälter 800 x 600 mm		
050.215.D-35	753 x 553	3.5	Standard type D
050.215.A-35	753 x 353	3.5	Type A
	Zuschnitt / Konfektion		
050.201.PP35.Z	- x -	3.5	

Cuttings, assemblies available on request

Partitions / parting inserts PP

In order to satisfy the constantly increasing requirements in electronics manufacturing you must **protect your components against electrostatic discharge**.
The **ESD-safe parting inserts** for Euro containers complete your workstation.

Parting inserts facilitate the removal of components to be processed from containers. Cut-outs can be adapted **to your requirements**. You will find **hereinafter our standard parting inserts** for the most common applications.

Technical data for standard versions

Lateral length container:	- 300 / 400 / 600 mm outside
	- 253 / 353 / 553 mm inside
Partition heights:	- 80 / 120 / 180 mm
Thicknesses:	- 3.0 mm (weight 600g/m²)
	- 3.5 mm extra sturdy (weight 800g/m²)

- available with different raster widths/numbers of subdivisions
- electrostatically volume conductive
- In compliance with ESD standard DIN EN 61340-5-1

customizable

Upon request - Standard partitions

- **specific heights between 30 - 600 mm**
- **handhold cut-outs**

Also for KLT containers

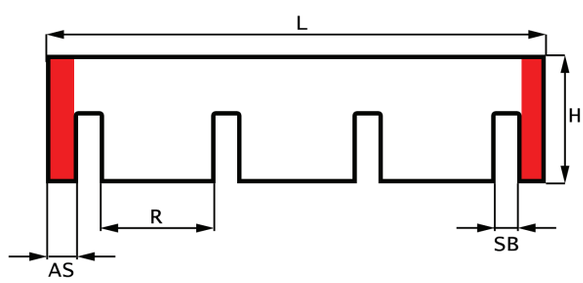

H	=	Partition height (80, 120 or 180 mm)
L	=	Partition length (253, 353 or 553 mm)
G	=	Grid spacing
AS	=	External support (if existing)
SW	=	Slot width

In case of high Euro containers **we recommend parting inserts and additionally interlayers** that can be manufactured with cut-outs allowing a **quick and easy removal of the components.**

Weitere Artikel finden Sie unter www.compumet.ch

Standard PP partitions, height 80 mm

for Euro containers 400 x 300 mm
PP partition 253 x 80 x 3 mm

PP

dpv*link* 14878

Article	Compartments	Grid spacing [mm]	Slots	AS
050.239.080.20	11	20	10	no
050.239.080.20.A	10	20	11	yes
050.239.080.28	8	28	7	no
050.239.080.39	6	39	5	no
050.239.080.47	5	47	4	no
050.239.080.60	4	60	3	no
050.239.080.72	3	72	4	yes
050.239.080.110	2	110	3	yes
050.239.080.215	1	215	2	yes

Standard PP partitions, height 80 mm

for Euro containers 600 x 400 mm / 400 x 300 mm
PP partition 353 x 80 x 3 mm

PP

dpv*link* 14868

Article	Compartments	Grid spacing [mm]	Slots	AS
050.240.080.20	15	20	14	no
050.240.080.20.A	14	20	15	yes
050.240.080.32	10	32	9	no
050.240.080.41	8	41	7	no
050.240.080.55	6	55	5	no
050.240.080.67	5	67	4	no
050.240.080.78	4	78	5	yes
050.240.080.105	3	105	4	yes
050.240.080.159	2	159	3	yes
050.240.080.317	1	317	2	yes

Standard PP partitions, height 80 mm

for Euro containers 600 x 400 mm
PP partitions 553 x 80 x 3 mm

PP

dpv*link* 14855

Article	Compartments	Grid spacing [mm]	Slots	AS
050.241.080.20	24	20	23	no
050.241.080.23.A	20	23	21	yes
050.241.080.34	15	34	14	no
050.241.080.43	12	43	11	no
050.241.080.52	10	52	9	no
050.241.080.66	8	66	7	no
050.241.080.76	7	76	6	no
050.241.080.84	6	84	7	yes
050.241.080.101	5	101	6	yes
050.241.080.127	4	127	5	yes
050.241.080.170	3	170	4	yes
050.241.080.257	2	257	3	yes

Other heights from 30-600 mm with cut-outs customizable

Standard PP partitions height 120 mm

for Euro containers 400 x 300 mm
PP partition 253 x 120 x 3 mm

PP

dpv*link* 4070

Article	Compartments	Grid spacing [mm]	Slots	AS
050.239.120.20	11	20	10	no
050.239.120.20.A	10	20	11	yes
050.239.120.28	8	28	7	no
050.239.120.39	6	39	5	no
050.239.120.47	5	47	4	no
050.239.120.60	4	60	3	no
050.239.120.72	3	72	4	yes
050.239.120.110	2	110	3	yes
050.239.120.215	1	215	2	yes

Standard PP partitions, height 120 mm

for Euro containers 600 x 400 mm / 400 x 300 mm
PP partitions 353 x 120 x 3 mm

PP

dpv*link* 4026

Article	Compartments	Grid spacing [mm]	Slots	AS
050.240.120.20	15	20	14	no
050.240.120.20.A	14	20	15	yes
050.240.120.32	10	32	9	no
050.240.120.41	8	41	7	no
050.240.120.55	6	55	5	no
050.240.120.67	5	67	4	no
050.240.120.78	4	78	5	yes
050.240.120.105	3	105	4	yes
050.240.120.159	2	159	3	yes
050.240.120.317	1	317	2	yes

Standard PP partitions, height 120 mm

for Euro containers 600 x 400 mm
PP partitions, 553 x 120 x 3 mm

PP

dpv*link* 4036

Article	Compartments	Grid spacing [mm]	Slots	AS
050.241.120.20	24	20	23	no
050.241.120.23.A	20	23	21	yes
050.241.120.34	15	34	14	no
050.241.120.43	12	43	11	no
050.241.120.52	10	52	9	no
050.241.120.66	8	66	7	no
050.241.120.76	7	76	6	no
050.241.120.84	6	84	7	yes
050.241.120.101	5	101	6	yes
050.241.120.127	4	127	5	yes
050.241.120.170	3	170	4	yes
050.241.120.257	2	257	3	yes

Other heights from 30-600 mm with cut-outs customizable

Standard PP partition, height 180 mm

for Euro containers 400 x 300 mm
PP partition 253 x 180 x 3 mm

PP

dpv*link* 4081

Article	Compartments	Grid spacing [mm]	Slots	AS
050.239.180.20	11	20	10	no
050.239.180.20.A	10	20	11	yes
050.239.180.28	8	28	7	no
050.239.180.39	6	39	5	no
050.239.180.47	5	47	4	no
050.239.180.60	4	60	3	no
050.239.180.72	3	72	4	yes
050.239.180.110	2	110	3	yes
050.239.180.215	1	215	2	yes

Standard PP partitions, height 180 mm

for Euro containers 600 x 400 mm / 400 x 300 mm
PP partitions 353 x 180 x 3 mm

PP

dpv*link* 4048

Article	Compartments	Grid spacing [mm]	Slots	AS
050.240.180.20	15	20	14	no
050.240.180.20.A	14	20	15	yes
050.240.180.32	10	32	9	no
050.240.180.41	8	41	7	no
050.240.180.55	6	55	5	no
050.240.180.67	5	67	4	no
050.240.180.78	4	78	5	yes
050.240.180.105	3	105	4	yes
050.240.180.159	2	159	3	yes
050.240.180.317	1	317	2	yes

Standard PP partitions, height 180 mm



for Euro containers 600 x 400 mm
PP partitions 553 x 180 x 3 mm

PP

dpv*link* 4058

Article	Compartments	Grid spacing [mm]	Slots	AS
050.241.180.20	24	20	23	no
050.241.180.23.A	20	23	21	yes
050.241.180.34	15	34	14	no
050.241.180.43	12	43	11	no
050.241.180.52	10	52	9	no
050.241.180.66	8	66	7	no
050.241.180.76	7	76	6	no
050.241.180.84	6	84	7	yes
050.241.180.101	5	101	6	yes
050.241.180.127	4	127	5	yes
050.241.180.170	3	170	4	yes
050.241.180.257	2	257	3	yes

PP inserts customer-specific

PP Material Hohlkammer

For the use in transport containers to transport or store electronic components in an organized manner and in layers

Extruded polypropylene, cavity profile, high abrasion resistance, light weight (600 g/m²), thickness 3.0 mm (other thicknesses on request), electrostatically volume conductive

In compliance with ESD standard DIN EN 61340-5-1

All partitions can be equipped with block-outs for sight and handles for easier removal of the stored parts.

All partitions can be adapted to any customer-specific application. Even not standardized containers can be easily equipped with parting inserts.





Any raster width and partition height from 15 mm may be implemented depending on customer's request.

Customer-specific parting inserts and partitions may be **produced individually at any time**. Tell us your requirements and we will submit you a non-binding offer.

PP inserts customer-specific

PP

dpv*link* 20662

Article	
050.200.Spez.PP	PP insert customer-specific

Weitere Artikel finden Sie unter www.compumet.ch

Material: Polystyrene (PS)

PS | Material Vollmaterial

For the use in transport containers to transport or store electronic components in an organized manner and in layers

Fix your products and **protect them against damage during transportation**. The interlayers **of lightweight polypropylene** with cavities provide additional stability for your containers equipped with partitions.

Technical data for standard versions

Lateral length container:	- 300 / 400 / 600 mm
Partition height:	- 80 / 120 / 180 mm
Thicknesses:	- 1.5 mm
	- 1.8 mm
	- 2.0 mm

- available with different raster widths/numbers of subdivisions
- electrostatically volume conductive
- In compliance with ESD standard DIN EN 61340-5-1

Handhold cut-outs for easier removal from Euro containers available in 4 versions:

- Standard: 2 corners sloped
- Type A: 2 handhold cut-outs semicular 34 x 17 mm
- Type B: 2 handhold cut-outs rectangular 40 x 20 mm
- Type C: 2 grip holes round 30 mm

Interlayers PS

PS Interlayers for transport containers thickness 1.5 mm

Solid material, polystyrene (PS), high abrasion resistance, thickness 1.5 mm

dpv*link* 15144

Article	Dimensions LxW [mm]	Thickness [mm]	Type
	für Eurobehälter 400 x 300 mm		
050.330.D-15	353 x 253	1.5	Standard type D
050.331.A-15	353 x 253	1.5	Type A
050.332.B-15	353 x 253	1.5	Type B
050.333.C-15	353 x 253	1.5	Type C
	für Eurobehälter 600 x 400 mm		
050.335.D-15	553 x 353	1.5	Standard type D
050.336.A-15	553 x 353	1.5	Type A
050.337.B-15	553 x 353	1.5	Type B
050.338.C-15	553 x 353	1.5	Type C
	Zuschnitt / Konfektion		
050.301.PS15.Z	- x -	1.5	

Cuttings, assemblies available on request

PS Interlayers for transport containers thickness 1.8 mm

Solid material, polystyrene (PS), high abrasion resistance, thickness 1.8 mm

dpv*link* 15145

Article	Dimensions LxW [mm]	Thickness [mm]	Type
	für Eurobehälter 400 x 300 mm		
050.330.D-18	353 x 253	1.8	Standard type D
050.331.A-18	353 x 253	1.8	Type A
050.332.B-18	353 x 253	1.8	Type B
050.333.C-18	353 x 253	1.8	Type C
	für Eurobehälter 600 x 400 mm		
050.335.D-18	553 x 353	1.8	Standard type D
050.336.A-18	553 x 353	1.8	Type A
050.337.B-18	553 x 353	1.8	Type B
050.338.C-18	553 x 353	1.8	Type C
	Zuschnitt / Konfektion		
050.301.PS18.Z	- x -	1.8	

Cuttings, assemblies available on request

PS Interlayers for transport containers thickness 2.0 mm

Solid material, polystyrene (PS), high abrasion resistance, thickness 2.0 mm

dpv*link* 15109

Article	Dimensions LxW [mm]	Thickness [mm]	Type
	für Eurobehälter 400 x 300 mm		
050.330.D-20	353 x 253	2.0	Standard type D
050.331.A-20	353 x 253	2.0	Type A
050.332.B-20	353 x 253	2.0	Type B
050.333.C-20	353 x 253	2.0	Type C
	für Eurobehälter 600 x 400 mm		
050.335.D-20	553 x 353	2.0	Standard type D
050.336.A-20	553 x 353	2.0	Type A
050.337.B-20	553 x 353	2.0	Type B
050.338.C-20	553 x 353	2.0	Type C
	Zuschnitt / Konfektion		
050.301.PS20.Z	- x -	2.0	

Cuttings, assemblies available on request

Partitions / parting inserts PS



In order to satisfy the constantly increasing requirements in electronics manufacturing you must **protect your components against electrostatic discharge**.
The **ESD-safe parting inserts** for Euro containers complete your workstation.

Parting inserts facilitate the removal of components to be processed from containers. Cut-outs can be adapted **to your requirements**. You will find **hereinafter our standard parting inserts** for the most common applications.

Technical data for standard versions

Lateral length container:	- 300 / 400 / 600 mm outside
	- 253 / 353 / 553 mm inside
Partition heights:	- 80 / 120 / 180 mm
Thicknesses:	- 1.5 mm
	- 1.8 mm
	- 2.0 mm

- available with different raster widths/numbers of subdivisions
- electrostatically volume conductive
- In compliance with ESD standard DIN EN 61340-5-1

customizable

Upon request - Standard partitions

- **specific heights between 30 - 600 mm**
- **handhold cut-outs**

Also for KLT containers

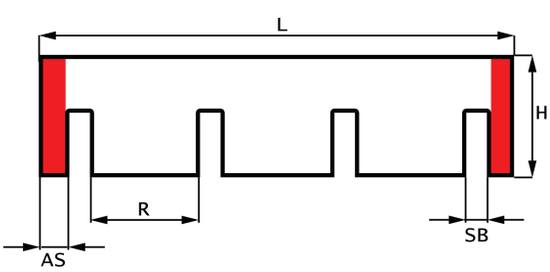

H	=	Height of the parting insert (80, 120 or 180 mm)
L	=	Length of the parting insert (253, 353 or 553 mm)
G	=	Grid spacing
ES	=	External support (if existing)
SW	=	Slot width



In case of high Euro containers **we recommend parting inserts and additionally interlayers** that can be manufactured with cut-outs allowing a **quick and easy removal of the components.**

Standard PS partitions, height 80 mm

for Euro containers 400 x 300 mm
PS partitions 253 x 80 x 2.0 mm

PS

dpv*link* 14937

Article	Compartments	Grid spacing [mm]	Slots	AS
050.339.080.20	11	20	10	no
050.339.080.29	8	29	7	no
050.339.080.39	6	39	5	no
050.339.080.48	5	48	4	no
050.339.080.61	4	61	3	no
050.339.080.72	3	72	4	yes
050.339.080.110	2	110	3	yes
050.339.080.215	1	215	2	yes

Standard PS partitions, height 80 mm

for Euro containers 600 x 400 mm / 400 x 300 mm
PS partitions 353 x 80 x 2.0 mm

PS

dpv*link* 14964

Article	Compartments	Grid spacing [mm]	Slots	AS
050.340.080.20	15	20	14	no
050.340.080.32	10	32	9	no
050.340.080.41	8	41	7	no
050.340.080.55	6	55	5	no
050.340.080.68	5	68	4	no
050.340.080.78	4	78	5	yes
050.340.080.105	3	105	4	yes
050.340.080.159	2	159	3	yes
050.340.080.317	1	317	2	yes

Standard PS partitions, height 80 mm

for Euro containers 600 x 400 mm
PS partitions 553 x 80 x 2.0 mm

PS

dpv*link* 14994

Article	Compartments	Grid spacing [mm]	Slots	AS
050.341.080.20	24	20	23	no
050.341.080.23	20	23	21	yes
050.341.080.34	15	34	14	no
050.341.080.43	12	43	11	no
050.341.080.52	10	52	9	no
050.341.080.66	8	66	7	no
050.341.080.76	7	76	6	no
050.341.080.84	6	84	7	yes
050.341.080.101	5	101	6	yes
050.341.080.127	4	127	5	yes
050.341.080.170	3	170	4	yes
050.341.080.257	2	257	3	yes

Other heights from 30-600 mm with cut-outs customizable

Weitere Artikel finden Sie unter www.compumet.ch

Standard PS partitions, height 120 mm

for Euro containers 400 x 300 mm
PS partitions 253 x 120 x 2.0 mm

PS

dpv*link* 14946

Article	Compartments	Grid spacing [mm]	Slots	AS
050.339.120.20	11	20	10	no
050.339.120.29	8	29	7	no
050.339.120.39	6	39	5	no
050.339.120.48	5	48	4	no
050.339.120.61	4	61	3	no
050.339.120.72	3	72	4	yes
050.339.120.110	2	110	3	yes
050.339.120.215	1	215	2	yes

Standard PS partitions, height 120 mm

for Euro containers 600 x 400 mm / 400 x 300 mm
PS partitions 353 x 120 x 2.0 mm

PS

dpv*link* 14974

Article	Compartments	Grid spacing [mm]	Slots	AS
050.340.120.20	15	20	14	no
050.340.120.32	10	32	9	no
050.340.120.41	8	41	7	no
050.340.120.55	6	55	5	no
050.340.120.68	5	68	4	no
050.340.120.78	4	78	5	yes
050.340.120.105	3	105	4	yes
050.340.120.159	2	159	3	yes
050.340.120.317	1	317	2	yes

Standard PS partitions, height 120 mm

for Euro containers 600 x 400 mm
PS partitions 553 x 120 x 2.0 mm

PS

dpv*link* 15007

Article	Compartments	Grid spacing [mm]	Slots	AS
050.341.120.20	24	20	23	no
050.341.120.23	20	23	21	yes
050.341.120.34	15	34	14	no
050.341.120.43	12	43	11	no
050.341.120.52	10	52	9	no
050.341.120.66	8	66	7	no
050.341.120.76	7	76	6	no
050.341.120.84	6	84	7	yes
050.341.120.101	5	101	6	yes
050.341.120.127	4	127	5	yes
050.341.120.170	3	170	4	yes
050.341.120.257	2	257	3	yes

Other heights from 30-600 mm with cut-outs customizable

Standard PS partitions, height 180 mm

for Euro containers 400 x 300 mm
PS partitions 253 x 180 x 2.0 mm

PS

dpv*link* 14955

Article	Compartments	Grid spacing [mm]	Slots	AS
050.339.180.20	11	20	10	no
050.339.180.29	8	29	7	no
050.339.180.39	6	39	5	no
050.339.180.48	5	48	4	no
050.339.180.61	4	61	3	no
050.339.180.72	3	72	4	yes
050.339.180.110	2	110	3	yes
050.339.180.215	1	215	2	yes

Standard PS partitions, height 180 mm

for Euro containers 600 x 400 mm / 400 x 300 mm
PS partitions 353 x 180 x 2.0 mm

PS

dpv*link* 14984

Article	Compartments	Grid spacing [mm]	Slots	AS
050.340.180.20	15	20	14	no
050.340.180.32	10	32	9	no
050.340.180.41	8	41	7	no
050.340.180.55	6	55	5	no
050.340.180.68	5	68	4	no
050.340.180.78	4	78	5	yes
050.340.180.105	3	105	4	yes
050.340.180.159	2	159	3	yes
050.340.180.317	1	317	2	yes

Standard PS partitions, height 180 mm

for Euro containers 600 x 400 mm
PS partitions 553 x 180 x 2.0 mm

PS

dpv*link* 15019

Article	Compartments	Grid spacing [mm]	Slots	AS
050.341.180.20	24	20	23	no
050.341.180.23	20	23	21	yes
050.341.180.34	15	34	14	no
050.341.180.43	12	43	11	no
050.341.180.52	10	52	9	no
050.341.180.66	8	66	7	no
050.341.180.76	7	76	6	no
050.341.180.84	6	84	7	yes
050.341.180.101	5	101	6	yes
050.341.180.127	4	127	5	yes
050.341.180.170	3	170	4	yes
050.341.180.257	2	257	3	yes

PS inserts customer-specific

PS Material Vollmaterial

For the use in transport containers to transport or store electronic components in an organized manner and in layers

Solid material, polystyrene (PS), high abrasion resistance, electrostatically volume conductive

In compliance with ESD standard DIN EN 61340-5-1

Standard thickness:	2.0 mm
other thicknesses:	1.5 mm, 1.8 mm

All partitions can be equipped with block-outs for sight and handles for easier removal of the stored parts.

All partitions can be adapted to any customer-specific application. Even not standardized containers can be easily equipped with parting inserts.





Any raster width and partition height from 15 mm can be implemented depending on customer's request.

Customer-specific parting inserts and partitions can be produced individually at any time. Tell us your requirements and we will submit you a non-binding offer.

PS inserts customer-specific

PS

dpv*link* 20664

Article	
050.300.Spez.PS	PS insert customer-specific

Material: Polyethylene foam (PE)

Interlayers PE

PE Material Schaumstoff

For the use in transport containers to transport or store electronic components in an organized manner and in layers

PE foam interlayers, dissipative

PE foam is electrostatically dissipative, partially with skin, cross-linked, closed-cell, corrosion-free, abrasion-resistant.
Color: black

Suitable as:

- pin-insertion foam
- interlayers for containers
- partitions for containers
- workstation pad

In compliance with ESD standard DIN EN 61340-5-1

PE

dpv*link* 700

Article	L [mm]	W [mm]	Thickness [mm]
4550.03.0153	253	153	3
4550.03.0253	353	253	3
4550.03.0255.KLT	340	255	3
4550.03.0300	300	300	3
4550.03.0353	553	353	3
4550.03.0355.KLT	540	355	3
4550.03.Z		Cutting	3
4550.06.0153	253	153	3
4550.06.0253	353	253	6
4550.06.0255.KLT	340	255	6
4550.06.0300	300	300	6
4550.06.0353	553	353	6
4550.06.0355.KLT	540	355	6
4550.06.0550	750	550	6
4550.06.Z		Cutting	6
4550.10.0253	353	253	10
4550.10.0255.KLT	340	255	10
4550.10.0353	553	353	10
4550.10.0355.KLT	540	355	10
4550.10.0550	750	550	10
4550.10.Z		Cutting	10

PE foam plates, dissipative

dpv*link* 702

Article	L [mm]	W [mm]	Thickness [mm]
4550.03.1000	1000	1000	3
4550.03.1500	1500	1000	3
4550.06.1000	1000	1000	6
4550.06.1500	1500	1000	6
4550.10.1000	1000	1000	10
4550.10.1500	1500	1000	10

further thicknesses, cuttings and assemblies available on request -

Weitere Artikel finden Sie unter www.compumet.ch

PE inserts customer-specific

Partitions made of polyethylene foam are very lightweight, abrasion-resistant and corrosion-free, and at the same time electrostatically volume conductive. Ideal for very sensitive assemblies.

Partitions for the subdivision of containers in any compartment size.

In compliance with ESD standard DIN EN 61340-5-1

All partitions may be adapted to any customer-specific application. Even non-standardized containers can easily equipped with parting inserts.

Customer-specific parting inserts and partitions can be produced individually at any time. Tell us your requirements and we will submit you a non-binding offer.

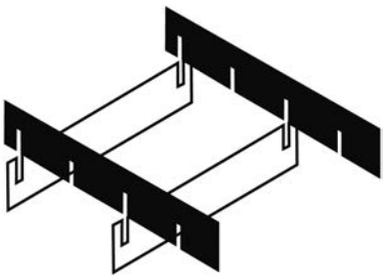

Easy assembly facilitates the adaption of the partitions to all applications.
Ideal for very sensitive assemblies.

PE insert customer-specific

PE

dpv*link* 20666

Article

050.500.Spez.PE PE insert customer-specific

Parting inserts / plug-in dividers "DIVIPRINT"

Electrically conductive plug-in system for container subdivision.
The parting inserts can be easily cut to the requested length.

Material: polystyrene, electrostatically volume conductive, black
In compliance with ESD standard DIN EN 61340-5-1

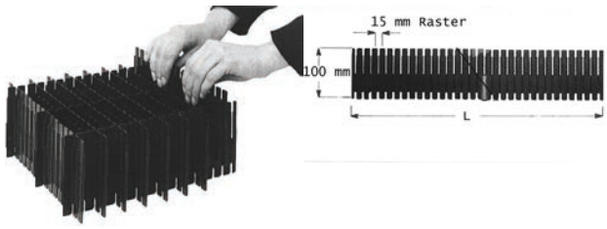

dpv*link* 4021

Article	Abmessung LxH [mm]
	Parting inserts / plug-in dividers "DIVIPRINT"
050.250	551 x 100 x 100
050.251	351 x 100 x 100
050.252	255 x 100 x 100

Parting inserts WEZ

Pluggable inserts for the individual container subdivision
Thickness: 3 mm



In compliance with ESD standard DIN EN 61340-5-1

dpv*link* 15057

Article	Abmessung LxH [mm]
	Parting inserts WEZ
2610.003.992	258 x 100 / 258100
3610.003.992	358 x 100 / 358100
5610.003.992	358 x 200 / 558100
3620.003.992	558 x 100 / 358100
5620.003.992	558 x 200 / 558200

PCB holders ESD

Plug-in boards (round knobs)



PCBs of every size are safely held in the plug-in / knobbed board, electrostatically conductive volume, knobs: round Ø 16 x 6 mm, max. PCB thickness 1.6 mm

In compliance with ESD standard DIN EN 61340-5-1

dpv*link* 3696

Article	Type
053211	**Plug-in board (knobbed)** External dimensions: 357 x 257 x 14 mm, Color: black / dissipative

Plug-in boards (square knobs)

PCBs of every sizes are safely held in the plug-in / knobbed board, electrostatically volume conductive, black,

In compliance with ESD standard DIN EN 61340-5-1

dpv*link* 3703

Article	Type
053210	**Plug-in board (knobbed)** Dimensions: 352 x 252 x 15 mm, Knobs: 8 x 8 x 6 mm, max PCB thickness 1.7 mm
053212	**Plug-in board (knobbed)** External dimensions: 557 x 357 x 22 mm, Knobs: 14 x 14 x 8 mm, max. PCB thickness 2.5 mm
053212-1	**Handle, stainless for plug-in board**

L-profile PCB holder



Simple, functional PCB holder for storage, transport and supply of equipped or un-equipped PCBs

In compliance with ESD standard DIN EN 61340-5-1

Number of grooves:	25
Groove spacing:	10 mm
max. PCB thickness:	3.2 mm size 1 / 2.4 mm size 2

dpv*link* 3866

Article	Type
052.725	**L-profile holder size 1 / small** 208 x 272 x 93 mm / DxWxH
052.730	**L-profile holder size 2 / large** 355 x 268 x 128 mm / DxWxH

DPV ELEKTRONIK
Weitere Artikel finden Sie unter www.compumet.ch

PCB holder made of PE foam

PCB holder made of permanently dissipative PE foam;
25 grooves, groove width 3 mm, groove depth 12 mm; 2 sloped corners

In compliance with ESD standard DIN EN 61340-5-1

dpv*link* 14625

Article	Type
4550.25.0255.LP	**PCB holder made of PE foam** Dimensions: 355 x 255 x 25 mm

PCB holder "tray type 760 and 761"



PCB holder "tray type 760 and 761"
Ideal for the transport and storage for different PCBs.
Temperature resistance up to 85°C

In compliance with ESD standard DIN EN 61340-5-1

dpv*link* 12975

Article	Type
052.760	**PCB holder "tray type 760"** Dimensions: 175 x 500 mm, 20 rows / grid 18.75 mm Max. PCB thickness 3.0 mm, groove depth 8 mm Weight: 0.7 kg
052.761	**PCB holder "tray type 761"** Dimensions: 215 x 582 mm, 20 rows / grid 25 mm Max. PCB thickness 3.0 mm, groove depth 8 mm Weight: 1.2 kg

PCB holder "tray type 750 SMT and 751"

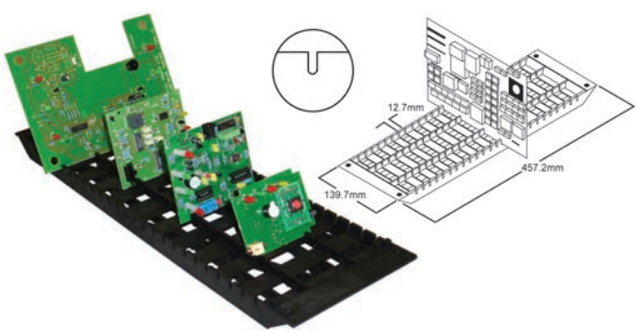

PCB holder "tray type 750 SMT and 751"
Ideal for the transport and storage of different PCBs.
Temperature resistance type 750 SMT up to 85°C
Temperature resistance type 751 up to 135°C

In compliance with ESD standard DIN EN 61340-5-1

dpv*link* 13022

Article	Type
052.750.SMT	**PCB holder "tray type 750 SMT"** Dimensions: 140 x 457 mm, 30 rows / grid 12,5 mm Max. PCB thickness 1.9 mm, groove depth 3.75 mm Weight: 0.4 kg
052.751	**PCB holder "tray type 751"** Dimensions: 140 x 457 mm, 25 rows / grid 15.6 mm Max. PCB thickness 3 mm, groove depth 7.5 mm Weight: 0.4 kg

PCB holders cab

electrostatically conductive, an exemplary concept: well thought out, flexible and complete



These PCB holders are used in the production, in test fields and in the storage. They can be equipped as well when standing vertically as lying horizontally. The width is completely variable and the system can be assembled for all PCB sizes according to the individual requirements.

- **Handles**
  They facilitate the transport and especially the removal of the PCB holders out of the transport boxes. For saving space in the height they are retractable.
- **Clamp**
  It can be mounted on the side of every PCB holder. The clamp serves to fix accompanying documents like parts lists and order forms.
- **Bearing rail**
  It serves to support heavy and large PCB and protects them from slipping down while being transported.
- **Profile rail**
  It is made of aluminium extruded profile and is available with every requested length.
- **Partitions**
  The double-walled partitions are extremely stable and torsion-resistant due to the sandwich structure.
- **Free space**
  For preventing damages of protruding components the bearing edge lies 17 mm above the table surface.

Quick and simple assembly

Quick and easy adjustment due to external adjustment grooves lying 0.4 mm above the surface.

Transport container

The PCB holder can be used for the transport in Euro containers 600 x 400 mm or 400 mm x 300 mm.

The retractable handles facilitate the insertion and removal.

Stable and torsion-resistant

The partitions are extremely stable due to the double-walled structure. In addition, in case of mechanical and thermal load, the partitions can be stiffened by a metal tube.

DPV ELEKTRONIK

dpv*link* - Produkte schnell finden!
www.compumet.ch
z.B.: dpv*link* 21010 → dpv*link* 21010

Standing vertically

Equipped PCBs must be stored horizontally before soldering. For this purpose, the PCBs be placed vertically.

Groove lock

For preventing damages of the components while inserting the PCBs into the magazine the grooves can be blocked by groove locks.

Technical data partition 100 / 180 / 300:

Number guide slots:	32
Spacing guide slots:	10 mm
Material:	Polypropylene
Color:	Black
Continuous use temperature:	70°C

After aging no diminution of the conductivity, chemical and UV resistance excellent.

Version conductive = electrostatically volume conductive
In compliance with ESD standard DIN EN 61340-5-1

Partition wall	Slot width	Slot depth	PCB spacing	Max. equipment
100	2.8 mm	2.0 mm	10 mm	32 PCBs
180	4.0 mm	2.5 mm	10 mm	32 PCBs
300	3.5 mm	2.5 mm	10 mm	32 PCBs

The length of the profile (dimension X) is calculated according to the indications below.
Dimension D = PCB width
Dimension X = length of profile rail

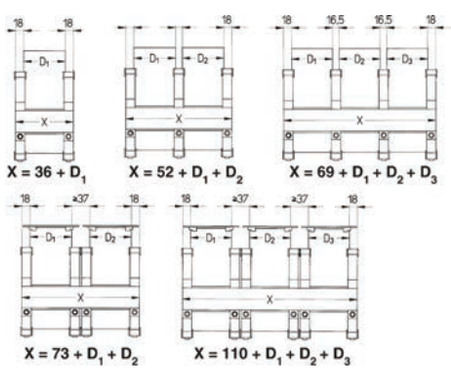

Partition 100

dpv*link* 4285

Article	Type
8910050	**Partition 100** 359 x 100 x 20 mm, PCB insertion depth 83 mm
8910102	**Partition 100, reinforced**
8913913	**Partition 100, with holes for groove lock**

Partition 180

dpv*link* 4288

Article	Type
8910060	**Partition 180, with holes for groove lock** 359 x 180 x 21 mm, PCB insertion depth 163 mm
8910104	**Partition 180, with holes for groove lock**

Partition 300

dpv*link* 4292

Article	Type
8912049	**Partition 300** 357 x 303 x 20 mm, PCB insertion depth 285 mm
8913914	**Partition 300, with holes for groove lock**

Carrying handles 100, 180 / 300

dpv*link* 4609

Article	Type
8912007	**Carrying handle for partition 100** 1 Set = 2 handles, 8 screws
8910097	**Carrying handle for partition 180 / 300** 1 Set = 2 handles, 8 screws

Profile rails

dpv*link* 4612

Article	Type
8910252	**Profile rail, length 252 mm** suitable for Euro containers 400 x 300 mm
8910547	**Profile rail, length 547 mm** suitable for Euro containers 600 x 400 mm
8911000	**Profile rail, length 1000 mm**
8912000	**Profile rail, length 2000 mm**
891xxxx	**Profile rail, xxxx mm long** Customized length in mm

Bearing rails 100, 180, 300

dpv*link* 4618

Article	Type
8912004	**Bearing rails for partition 100**
8912005	**Bearing rails for partition 180**
8912006	**Bearing rails for partition 300**

DPV ELEKTRONIK

Weitere Artikel finden Sie unter www.compumet.ch

Positioning stripes 10, 20, 30

dpv*link* 4622

Article	Type
8910013	**Positioning stripes 20 (1 sheet = 12 stripes)**

Clamp with mounting screws

dpv*link* 5896

Article	Type
8910009	Clamp with screws

Slot lock for partitions 100, 180, 300

(suitable for partitions with holes for groove locks)

dpv*link* 5926

Article	Type
8913916	Groove lock 1, single (Pack = 100 pcs)
8913917	Groove lock 2, double (Pack = 100 pcs)

Test set 100 / 180 / 300

Order without any risk with 8 days right of return.
Our service for your safe decision

Test set 100

e.g. for PCBs with 100 mm width
Scope of delivery:
- 4 partitions 100
- 2 profile rails 369 mm
- 1 clamp

dpv*link* 4626

Article	Type
8910063	PCB Test set 100

Test set 180

e.g. for PCBs with 100 mm with
Scope or delivery:
- 4 partitions 180
- 2 profile rails 369 mm
- 1 clamp
- 1 set of handles

dpv*link* 4628

Article	Type
8910064	PCB holder test set 180

Test set 300



e.g. for PCBs with 233.4 mm width
Scope of delivery:
- 2 partitions 300
- 4 profile rails 269 mm
- 1 clamp
- 1 set of handles

dpv*link* 4630

Article	Type
8910065	PCB holder test set 300

PCB holder system UTZ

Slotted walls one-sided system UTZ



Technical data:

Distance between guide slots:	10 mm
Material:	Black polypropylene

electrostatically volume conductive

In compliance with ESD standard DIN EN 61340-5-1

dpv*link* 4714

Article	Type
	Slotted walls one-sided system UTZ
3-879-123.EL	**Slotted wall 352 x 95 x 30 mm** 33 slots, slot depth 2 mm
3-883-123.EL	**Slotted wall 352 x 190 x 30 mm** 33 slots, slot depth 2 mm

Guide rail system UTZ slot

Screws (M4x10), (4 pieces per slotted wall)
NOT included

dpv*link* 4730

Article	Type
	Guide rail system UTZ slot
3-080-876	**Guide rail** 252 x 78 mm, adjustable with slot
3-080-875	**Guide rail** 352 x 78 mm, adjustable with slot
3-080-874	**Guide rail** 552 x 78 mm, adjustable with slot

DPV ELEKTRONIK

dpv*link* - Produkte schnell finden!
www.compumet.ch
z.B.: dpv*link* 21010 → dpv*link* 21010

PCB holder WEZRack series 100

PCB holder WEZRack Series 100

Slotted wall 1-300

Slot numbers:	20
Slot width/depth:	3.5 / 2.5 mm
Slot pitch:	10.16 mm

Slotted wall 1-400

Slot numbers:	30
Slot width/depth:	3.5 / 2.5 mm
Slot pitch:	10.16 mm

electrostatically volume conductive

In compliance with ESD standard DIN EN 61340-5-1

dpv*link* 4743

Article	Type
	PCB holder WEZRack Series 100
2510.000.992	**Slotted wall 1-300 (pair)** 255 x 82 x 13.5 mm
3510.000.992	**Slotted wall 1-400 (pair)** 355 x 82 x 13.5 mm
9980.149.156	**Profile rail 1-156** Length = 156 mm
9980.149.256	**Profile rail 1-256** Length = 256 mm
9980.149.356	**Profile rail 1-356** Length = 356 mm
9980.149.556	**Profile rail 1-556** Length = 556 mm
9980.149.XXX	**Profile rail 1-XXX** Length ..... customer-specific
9980.152.000	**Slot lock (Pack = 100 pcs)**

PCB holder WEZRack series 180

Simple and safe system for PCB handling in the production, in the storage and for the transport. Modular design fits in Euro containers. Individually configurable for the different practical needs.

Electrostatically volume conductive

In compliance with ESD standard DIN EN 61340-5-1

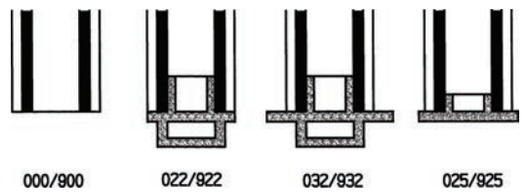

Open slots or base stop?
The slotted walls of the series 180 are available with open or closed slot ends.
Versions 000 / 900 open slots for pushing through
Versions 022 922 base stop 22, support width = 2.5 mm
Versions 032 / 932 base stop 32, support width = 7.5 mm
Versions 025 / 925 base stop 25, support width = 4.0 mm

Slotted wall 300 / 322

Slotted wall 300

Slot number:	20
Slot depth:	2.5 mm
Slot width:	3.5 mm
Slot pitch:	10.16 mm

dpv*link* 4760

Article	Type
2518.000.992	**Slotted wall 300** 255 x 180 x 22 mm, without base stop
2518.900.992	**Slotted wall 300 reinforced** 255 x 180 x 22 mm, without base stop with aluminum reinforcement
2518.022.992	**Slotted wall 322** 255 x 180 x 22 mm, with base stop 22
2518.922.992	**Slotted wall 322 reinforced** 255 x 180 x 22 mm, with base stop 22 with aluminum reinforcement

Double slotted wall 300 / 322

dpv*link* 4770

Article	Type
2534.000.992	**Double slotted wall 300** 255 x 345 x 22 mm, without base stop
2534.900.992	**Double slotted wall 300 reinforced** 255 x 345 x 22 mm, without base stop with aluminum reinforcement
2534.022.992	**Double slotted wall 322** 255 x 345 x 22 mm, with base stop 22
2534.922.992	**Double slotted wall 322 reinforced** 255 x 345 x 22 mm, with base stop 22 with aluminum reinforcement

DPV ELEKTRONIK

Weitere Artikel finden Sie unter www.compumet.ch

Slotted wall 400 / 422 / 432

Slotted wall 400 / 422 / 432

Slot number:	30
Slot width:	3.5 mm
Slot depth:	2.5 mm
Slot pitch:	10.16 mm

dpv*link* 4775

Article	Type
3518.000.992	**Slotted wall 400** 355 x 180 x 22 mm, without base stop
3518.900.992	**Slotted wall 400 reinforced** 355 x 180 x 22 mm, without base stop with aluminum reinforcement
3518.022.992	**Slotted wall 422** 355 x 180 x 22 mm, with base stop 22
3518.922.992	**Slotted wall 422 reinforced** 355 x 180 x 22 mm, with base stop 22 with aluminum reinforcement
3518.032.992	**Slotted wall 432** 355 x 180 x 32 mm, with base stop 32
3518.932.992	**Slotted wall 432 reinforced** 355 x 180 x 32 mm, with base stop 32 with aluminum reinforcement

Double slotted wall 400 / 422 / 432

dpv*link* 4782

Article	Type
3535.000.992	**Double slotted wall 400** 355 x 345 x 22 mm, without base stop
3535.900.992	**Double slotted wall 400 reinforced** 355 x 345 x 32 mm, without base stopp with aluminum reinforcement
3535.022.992	**Double slotted wall 422** 355 x 345 x 22 mm, with base stop 22
3535.922.992	**Double slotted wall 422 reinforced** 355 x 345 x 32 mm, wtih base stop 22 with aluminum reinforcement
3535.032.992	**Double slotted wall 432** 355 x 345 x 32 mm, with base stop 32
3535.932.992	**Double slotted wall 432 reinforced** 355 x 345 x 32 mm, with base stop 32 with aluminum reinforcement

Slotted wall 600 / 625

Slotted wall 600

Slot number:	49
Slot width:	3.5 mm
Slot depth:	2.5 mm
Slot pitch:	10.16 mm

dpv*link* 4789

Article	Type
5518.000.992	**Slotted wall 600 reinforced** 555 x 180 x 22 mm, without base stop
5518.025.992	**Slotted wall 625 reinforced** 550 x 180 x 25 mm, with base stop 25

Double slotted wall 600 / 625

dpv*link* 4792

Article	Type
5535.000.992	**Double slotted wall 600** 555 x 345 x 22 mm, without base stop
5535.900.992	**Double slotted wall 600 reinforced** 550 x 345 x 25 mm, without base stop with aluminum reinforcement
5535.025.992	**Double slotted wall 625** 550 x 345 x 25 mm, with base stop 25
5535.925.992	**Double slotted wall 625 reinforced** 550 x 345 x 25 mm, with base stop 25 with aluminum reinforcement

Aluminium rack profile rails series 180

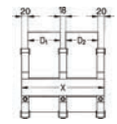

Length calculation X = 58 + D_1 + D_2

dpv*link* 4797

Article	Type
	Aluminium rack profile rails series 180
9980.074.256	**Profile rail, length = 256 mm**
9980.074.356	**Profile rail, length = 356 mm**
9980.074.556	**Profile rail, length = 556 mm**
9980.074.XXX	**Profile rail** Length... customer-specific

Accessories for WEZ Rack series 180

dpv*link* 4803

Article	Type
	Accessories for WEZ Rack series 180
9980.076.000	Slot lock (Pack = 100 pcs)
9980.077.000	Handle 230 x 8 mm

PCB holders WEZ Printorama

A versatile and universal frame system as tool for the production, storage and the transport of PCBs, electrostatically volume conductive

In compliance with ESD standard DIN EN 61340-5-1

The system includes the following basic versions:

Printorama Secondo 400 x 300

The extremely flexible frame system in a modular design principle. The Secondo frame consists of 4 Printorama partitions (minus distance) and 4 secondo corners, fit in Euro containers of the same size, starting at a height of 133 mm, for PCBs of up to max. 335 or 535 mm in width, groove length = 100 mm, groove depth = 3 mm, available in 3 combinations.

		4310.100	4310.130	4310.140
Groove width	Series 400 side	2.5 mm	2.5 mm	3.5 mm
	Series 300 side	2.5 mm	3.5 mm	2.5 mm
Pitch	Series 400 side	5.08 mm	5.08 mm	15.24 mm
	Series 300 side	5.08 mm	15.24 mm	5.08 mm

Printorama secondo 400 x 300 internal dimensions: 335 x 235 x 98 mm

dpv*link* 4828

Article	Type
4310.100.992	**Printorama Secondo 400 x 300 type 1** all sides P = 5.08 mm, standard

DPV ELEKTRONIK
dpv*link* - Produkte schnell finden!
www.compumet.ch
z.B.: dpv*link* 21010 → dpv*link* 21010

Printorama Secondo 600 x 400

		6410.100	6410.140	6410.160
Groove width	Series 600 side	2.5 mm	2.5 mm	3.5 mm
	Series 400 side	2.5 mm	3.5 mm	2.5 mm
Pitch	Series 600 side	5.08 mm	5.08 mm	15.24 mm
	Series 400 side	5.08 mm	15.24 mm	5.08 mm

Printorama Secondo 600 x 400 internal dimensions: 535 x 335 x 98 mm

dpv*link* 4834

Article	Type
6410.100.992	**Printorama Secondo 600 x 400 type 1** all sides P = 5.08 mm, standard
9980.035.000	**Secondo corner unmounted** 17 x 17 x 105 mm
9980.054.994	**Secondo FIX (10 pieces)** for the fixed connection of the partition walls with the Secondo frame

- Measurement charts available on request -

Printorama partition system



All frame systems of the Printorama range can be subdivided with the partition walls.
The solid (aluminum-reinforced) partition wall ensures the stability that is essential for transport safety.
For setting a PCB dimension neither is a tool needed, nor must the frame be removed of the container.
In compliance with ESD standard DIN EN 61340-5-1

Partition walls to subdivide the Printorama system, each available longitudinal and transverse, in 3 lengths (300 / 400 / 600) for a reliable mounting of your PCBs.



Die Zwischenwände weisen einen unterschiedlich versetzten Einschubkamm auf (⊕ ○ ⊖).
Dies gewährleistet einen minimalen Unterteilungsraster von 1,7 mm.

For the mounting of the Printorama you can choose between U-clip (metal clip) and nylatch spreader fastener.

Nylatch-Speizverschluß

U-Clip (Metallklammer)

Standard pitch P:	5,08 mm
Groove width:	2,50 mm
Groove depth:	3.00 mm

Available for all types (300, 400 and 600)

Partition wall 300 standard

235 x 100 x 10 mm
Groove width 2.5 mm, groove depth 3 mm

dpv*link* 4847

Article	Type
2310.100.992	**Partition wall 300 standard** P = 5.08 mm normal distance (+/-0)
2310.110.992	**Partition wall 300 standard** P = 5.08 mm plus distance (+1.7 mm)
2310.120.992	**Partition wall 300 standard** P = 5.08 mm minus distance (-1.7 mm)

Partition wall 400 standard

335 x 100 x 10 mm
Groove width 2.5 mm, groove depth 3 mm

dpv*link* 4855

Article	Type
3310.100.992	**Partition wall 400 standard** P = 5.08 mm normal distance (+/-0)
3310.110.992	**Partition wall 400 standard** P = 5.08 mm plus distance (+1.7 mm)
3310.120.992	**Partition wall 400 standard** P = 5.08 mm minus distance (-1.7 mm)

Partition wall 600 standard

535 x 100 x 10 mm
Groove width 2.5 mm, groove depth 3 mm

dpv*link* 4863

Article	Type
5310.100.992	**Partition wall 600 standard** P = 5.08 mm normal distance (+/-0)
5310.110.992	**Partition wall 600 standard** P = 5.08 mm plus distance (+1.7 mm)
5310.120.992	**Partition wall 600 standard** P = 5.08 mm minus distance (-1.7 mm)

DPV ELEKTRONIK
Weitere Artikel finden Sie unter www.compumet.ch

PCB magazine series 600 / 700 / 800

Series 600 - Width adjustment by screw clamp

By releasing the four screw clamps the width of the PCB magazines of the series 600 can be changed. The cost-effective version allows to push the movable sidewalls to the required PCB width.

Series 700 - width adjustment by toothed belt

The magazines of the series 700 can be adjusted to the required width within seconds

Series 800 - fully automatic width adjustment

The width adjustment of the series Serie 800 is fully automatic in connection with unloaders.
For further information see dpv*link* 22506

Figure series 700

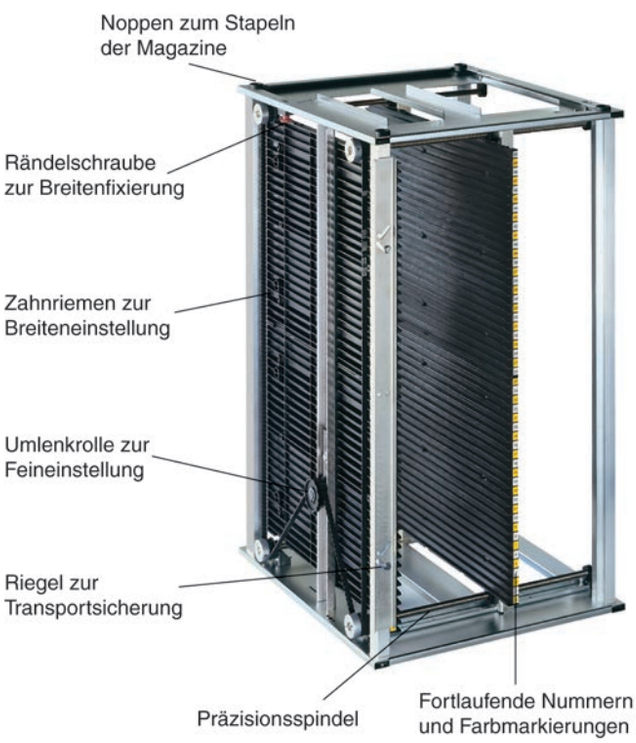

Version conductive = electrostatically volume conductive
In compliance with ESD standard DIN EN 61340-5-1

The most important features:

- Heat resistance of polystyrene (PS) partitions up to 60°C / 50°C (insertions/environment)
- Heat resistance of plastic partitions up to 130°C / 100°C (insertions/environment) series 600 and 130°C / 80°C (insertions/environment) series 700 / 800
- Precise and quick setting on the PCB width (700 series)
- Captive transport lock to protect the PCBs
- Sequential numbers on the PCB guides facilitate the manual insertion
- Stackable
- Largest variety, measure compatible to existing systems
- Reversible for PCBs equipped on both sides

Adjustment to the PCB width series 700

The PCB is held between the PCB guides. By pulling the toothed belt you adjust the spacing of the sidewall. The fine adjustment is made with the deflection pulley. Only one knurled screw clamps the toothed belt and secures the movable sidewall.

Safe guidance

The guide slots are funnel-shaped at each end in order to ensure safe insertion of PCBs. The stuck positioning stripes with yellow color markings indicate the exact placement position and prevent that the PCBs are obliquely inserted by hand.



Magazin verriegelt *Magazin entriegelt*

Transport lock

For securing the PCB, safety bars are mounted by default on the front and back of the fixed sidewall.
The helical guide allows the safety bar to fall automatically into the locking position due to its own weight. For opening the transport lock the bar is moved outward until it clicks.

Stackable

There are four knobs at the top of the magazine used to stack the magazines in a space-saving and safe way.

Reversible

By the vertical symmetry the magazines can be placed upside down for handling PCB equipped on both sides. The standing knobs can be removed for this purpose.



Many standard types

The PCB magazines are available in various standard sizes. The different types correspond to the commonly used magazine sizes on the market.

Partly assembled

The magazine is delivered as a set consisting of a set of baseplates and a set of partitions. The final assembly is done by the customer.

Assembled

The magazine is supplied in assembled condition.

Technical data:

Material	Polystyrene, conductive, black Metal, conductive, silver
Surface resistance	10^8 - 10^9 ohm
Continuous use temperature series 600 (Insertions/environment)	100°C / 80°C plastic 200°C / 100°C metal
Continuous use temperature series 700 (Insertions/environment)	100°C / 80°C plastic 200°C / 100°C metal

(D) = PCB width
(C) = max. PCB length
L = Magazine depth
W = Magazine width
H = Magazine height
A = Outer edge magazine with PCB guide
(B) = Lower edge magazine up to PCB guide
(B)' = Top edge magazine up to PCB guide
g = Weight kg

DIMS mm	601 / 701	602 / 702	603 / 703	704	705 / 715	706 / 716	707 / 717	708 / 718
D	10-250	10-250	10-310	10-330	10-310	10-390	10-460	10 400
C	342	387	387	447	522	522	522	522
L	355	400	400	460	535	535	535	535
W	320	320	380	400	380	460	530	470
H	563	563	563	563	570 / 563	570 / 563	570 / 563	570 / 563
A	34	34	34	34	34	34	34	34
B	34	34	34	34	41 / 34	41 / 34	41 / 34	41 / 34
B`	34	34	34	34	34	34	34	34
g	5.3	5.4	6.0	7.8	8.3	9.1	9.3	9.2

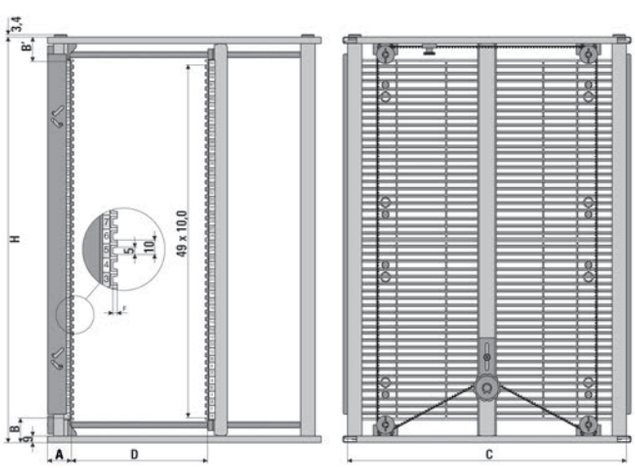

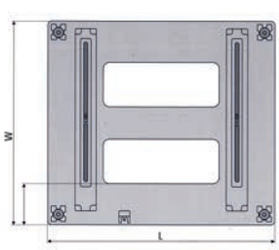

PCB magazines series 600 PS/PC partially assembled

Series 600 PC - width adjustment with screw clamp
Partition (PS) heat resistance: 60°C insertions, 50°C environment

Partition (PC) heat resistance: 130°C insertions, 100°C environment

dpv*link* 5908

Article	Type	PCB width	PCB length
	PCB magazines series 600 PS/PC partially assembled		
8917601	PCB magazine 601.1 PS, partially assembled	40 - 250 mm	342 mm
8917602	PCB magazine 602.1 PS	40 - 250 mm	387 mm
8917603	PCB magazine 603.1 PS	40 - 310 mm	387 mm
8916601	PCB magazine 601.2 PC	40 - 250 mm	342 mm
8916602	PCB magazine 602.2 PC	40 - 250 mm	387 mm
8916603	PCB magazine 603.2 PC	40 - 310 mm	387 mm

PCB magazine series 600 M fully assembled

Series 600 - width adjustment with screw clamp
Partition made of metal, heat resistance: 200°C insertions, 200°C environment

dpv*link* 9811

Article	Type	PCB width	PCB length
	PCB magazine series 600 M fully assembled		
8915601	PCB magazine 601.3 M	40 - 250 mm	342 mm
8915602	PCB magazine 602.3 M	40 - 250 mm	387 mm
8915603	PCB magazines 603.3 M	40 - 310 mm	387 mm

PCB magazine series 700 PS/PC partially assembled

Series 700 PS/PC - width setting with toothed belt
Partition (PS), heat resistance: 60°C insertion, 50°C environment
Partition (PC), heat resistance: 130°C insertion, 80°C environment

dpv*link* 5912

Article	Type	PCB width	PCB length
	PCB magazine series 700 PS/PC partially assembled		
8917701	PCB magazine 701.1 PS	40 - 250 mm	342 mm
8917702	PCB magazine 702.1 PS	40 - 250 mm	387 mm
8917703	PCB magazine 703.1 PS	40 - 310 mm	387 mm
8917704	PCB magazine 704.1 PS	10 - 330 mm	447 mm
8916701	PCB magazine 701.2 PC	40 - 250 mm	342 mm
8916702	PCB magazine 702.2 PC	40 - 250 mm	387 mm
8916703	PCB magazine 703.2 PC	40 - 310 mm	387 mm
8916704	PCB magazine 704.2 PC	10 - 330 mm	447 mm
8916716	PCB magazine 716.2 PC	10 - 390 mm	522 mm
8916717	PCB magazine 717.2 PC	10 - 460 mm	522 mm

PCB magazine series 700 M fully assembled

Series 700 M - width adjustment with toothed belt
Partition made of metal, heat resistance: 200°C insertion, 100°C environment

dpv*link* 9815

Article	Type	PCB width	PCB length
	PCB magazine series 700 M fully assembled		
8915701	PCB magazine 701.3 M	40 - 250 mm	342 mm
8915702	PCB magazine 702.3 M	40 - 250 mm	387 mm
8915703	PCB magazine 703.3 M	40 - 310 mm	387 mm
8915704	PCB magazine 704.3 M	10 - 330 mm	447 mm
8915716	PCB magazine 716.3 M	10 - 390 mm	522 mm

Assembly magazine series 600 / 700

dpv*link* 5929

Article	Type
8913070.MON	**Magazine series 600 / 700** Delivery fully assembled

DPV ELEKTRONIK
Weitere Artikel finden Sie unter www.compumet.ch

PCB magazines series 800 PC partially assembled



- PCB magazines of **polycarbonate (PC)**
- Variable width adjustment with toothed belt
- motorized with **clutch disk** or by hand
- for manual or **automatic width adjustment**
- Heat resistance: 130°C insertions, 80°C environment
- **partially assembled;** therefore space-saving shipping possible

Automatic operation:
When inserting the magazine into the loader, a wedge moves a bar outwards. When removing the magazine, the slot is locked again.

Manual operation:
During the manual operation the bar is moved outwards when lifted and locks in the upper position. When lifted again, the slots are locked.

Article number	External dimensions			Printed circuit board		
	L mm	W mm	H mm	Width min. mm	Width max. mm	Length max. mm
8918801	355	320	563	40	250	342
8918802	400	320	563	40	250	387
8916745	400	380	563	40	310	387
8918804	460	500	563	10	330	447
8916816	535	460	563	10	390	522
8916817	535	530	563	10	460	522

dpv*link* 22355

Article	Type	PCB width	PCB length
	PCB magazines series 800 PC partially assembled		
8918801	PCB magazine 801.2 PC	40 - 250 mm	342 mm
8918802	PCB magazine 802.2 PC	40 - 250 mm	387 mm
8916745	PCB magazine 803.2 PC	40 - 310 mm	387 mm
8918804	PCB magazine 804.2 PC	10 - 330 mm	447 mm
8916815	PCB magazine 815.2 PC	10 - 310 mm	522 mm
8916816	PCB magazine 816.2 PC	10 - 390 mm	522 mm
8916817	PCB magazine 817.2 PC	10 - 460 mm	522 mm

PCB magazines series 800 PS partially assembled

- PCB magazines of **polystyrene (PS)**
- Variable width adjustment with toothed belt
- motorized with **clutch disk** or by hand
- for manual or **automatic width adjustment**
- Heat resistance: 60°C insertions, 50°C environment
- **partially assembled;** therefore space-saving shipping possible

Article number	External dimensions			Printed circuit board		
	L mm	W mm	H mm	Width min. mm	Width max. mm	Length max. mm
8919801	355	320	563	40	250	342
8919802	400	320	563	40	250	387
8919803	400	380	563	40	310	387
8919804	460	400	563	10	330	447

dpv*link* 22506

Article	Type	PCB width	PCB length
	PCB magazines series 800 PS partially assembled		
8919801	PCB magazine 801.1 PS	40 - 250 mm	342 mm
8919802	PCB magazine 802.1 PS	40 - 250 mm	387 mm
8919803	PCB magazine 803.1 PS	40 - 310 mm	387 mm
8919804	PCB magazine 804.1 PS	10 - 330 mm	447 mm

PCB magazines series 800 M fully assembled

- PCB magazines of **metal (M)**
- Variable width adjustment with toothed belt
- motorized with **clutch disk** or by hand
- for manual or **automatic width adjustment**
- Heat resistance: 200°C insertions, 100°C environment
- expeditiously **fully assembled**

dpv*link* 22357

Article	Type	PCB width	PCB length
	PCB magazines series 800 M fully assembled		
8915801	PCB magazine 801.3 M	40 - 250 mm	342 mm
8916740	PCB magazine 802.3 M	40 - 250 mm	387 mm
8915803	PCB magazine 803.3 M	40 - 310 mm	387 mm
8915804	PCB magazine 804.3 M	10 - 330 mm	447 mm
8915816	PCB magazine 816.3 M	10 - 390 mm	522 mm
8915817	PCB magazine 817.3 M	10 - 460 mm	522 mm

Accessories for cab PCB magazines of series 600, 700 and 800

dpv*link* 22468

Article	Type	PU
8916571	Slot lock 1-fold for PCB magazines	100 piece
8916575	Slot lock 5-fold for PCB magazines	20 piece
8913416	Bracket for accompanying documents	1 piece
8916411	ESD Protective cover 601/701/801	10 piece
8916412	ESD Protective cover 602/702/802	10 piece
8916413	ESD Protective cover 603/703/803	10 piece
8916414	ESD Protective cover 704/804	10 piece
8916416	ESD Protective cover 706/716/806/816	10 piece
8916417	ESD Protective cover 707/717/807/817	10 piece

DPV ELEKTRONIK
dpv*link* - Produkte schnell finden!
www.compumet.ch
z.B.: dpv*link* 21010 → dpv*link* 21010

PCB magazine Quickfill



- Stable and robust plastic construction with metal reinforcement
- Compatible with the common placement machines
- Reliable fixation of set PCB widths
- No abrasion of moving parts
- Capacity for 50 PCBs
- Plastic parts: conductive PS (temperature-resistant up to 60°C) or conductive ABS/PC (temperature-resistant up to 110°C)
- Top/base: galvanized steel
- electrostatically dissipative
- Groove width: 5 mm
- Groove depth: 3.5 mm
- Groove pitch: 10 mm
- Delivery: disassembled, packed in box with assembly instructions

PCB magazine Quickfill with screw clamp

dpv*link* 15098

Article	Type
152.3060	**Quickfill magazine PS-3060** Dimensions 400 x 460 x 563 mm (W x D x H) PCB width 100 - 310 mm temperature-resistant up to max 60°C
152.1120	**Quickfill magazine ABS-1120** Dimensions 400 x 460 x 563 mm (W x D x H) PCB width 50 - 300 mm **temperature-resistant up to max. 110°C**

PCB magazine Quickfill with quick-clamping adjustment

dpv*link* 15102

Article	Type
152.4060	**Quickfill magazine PS-4060** Dimensions 320 x 355 x 563 mm (W x D x H) PCB width 50 - 250 mm temperature-resistant up to max 60°C
152.6060	**Quickfill magazine PS-6060** Dimensions 400 x 460 x 563 mm (W x D x H) PCB width 100 - 310 mm temperature-resistant up to max 60°C
152.7060	**Quickfill magazine PS-7060** Dimensions 460 x 535 x 570 mm (W x D x H) PCB width 50 - 390 mm temperature-resistant up to max 60°C
152.2120	**Quickfill magazine ABS-2120** Dimensions 320 x 355 x 563 mm (W x D x H) PCB width 50 - 250 mm **temperature-resistant up to max 110°C**
152.3020	**Quickfill magazine ABS-3020** Dimensions 460 x 535 x 570 mm (W x D x H) PCB width 50 - 390 mm **temperature-resistant up to max 110°C**

DPV Transport trolleys

Transport trolley type 500 ABS

Suitable for Euro containers 600 x 400 mm and 400 x 300 mm

In compliance with ESD standard DIN EN 61340-5-1

Very stable conductive ABS black plastic frame. High load capacity. High quality, maintenance-free wheel equipment. 4 smooth-running swivel castors, non-marking with conductive thermoplastic wheel (Ø 75 mm or Ø 100 mm). Forks and screw connections galvanized.
Internal dimensions: 605 x 405 mm. Profile height inside 20 mm.

The frame profile includes the external edges of the container

Stacking trolley

for up to 15 transport trolleys. 4 ESD swivel castors, with rubber wheels

Pull rod for transport trolley type 500 / type 600
bright galvanized

dpv*link* 6790

Article	Ausführung
5391.500	**Transport trolley type 500 ABS** 4 swivel castors ESD Ø 75 mm, Loading capacity max.: 200 kg, external dimension: 620 x 420 x 140 mm.
5391.501	**Transport trolley type 501 ABS** 4 swivel castors ESD Ø 75 mm (2x with lock), payload max.: 200 kg, dimensions: 620 x 420 x 140 mm outside.
5391.510	**Transport trolley type 510 ABS** 4 swivel castors ESD Ø 100 mm, Loading capacity max.: 250 kg, external dimension: 620 x 420 x 175 mm.
5391.511	**Transport trolley type 511 ABS** 4 swivel castors ESD Ø 100 mm (2x with lock), payload max.: 250 kg, dimensions: 620 x 420 x 175 mm outside.
5391.535.ZS5	**Pull rod for type 500 / type 600**
5391.536	**Stacking trolley ESD for type 500**

Weitere Artikel finden Sie unter www.compumet.ch

Transport trolley type 600 ABS

Transport trolley of conductive ABS, black

- **very stable plastic frame**
- suitable for Euro container 600 x 400 mm and 400 x 300 mm
- Load capacity up to max. 200 kg
- External dimensions: 581 x 381 x 131 mm
- first-class, maintenance-free wheel equipment

In compliance with ESD standard DIN EN 61340-5-1

The frame profile comprises the container stacking edges

Stacking trolley

for up to 15 transport trolleys. 4 ESD swivel castors, with rubber wheels

Pull rod for transport trolley type 500 / type 600, glossy chromed

Article no. 5391.535.ZS5

dpv*link* 17478

Article	Ausführung
5391.600	**Transport trolley type 600 ABS** 4 swivel castors ESD Ø 75 mm, load max. 200 kg, dimensions: 581 x 381 x 131 mm outside
5391.601	**Transport trolley type 601 ABS** 4 swivel castors ESD Ø 75 mm (2x with lock), payload max.: 200 kg, dimensions: 581 x 381 x 131 mm outside.
5391.610	**Transport trolley type 610 ABS** 4 swivel castors ESD Ø 100 mm, load max. 200 kg, dimensions: 581 x 379 x 158 mm outside
5391.611	**Transport trolley type 611 ABS** 4 swivel castors ESD Ø 100 mm (2x with lock), payload max.: 200 kg, dimensions: 581 x 379 x 158 mm outside.
5391.636	**Stacking trolley ESD for type 600**

Transport trolley type 100

Transport trolley type 100 – suitable for Euro containers, transport containers and PCB magazines.

Galvanized metal construction, 4 swivel castors, solid rubber, black conductive, Ø 100 mm, smooth rolling, load capacity 150-200 kg

Version trolley non-marking / ELS: wheel body made of polypropylene, equipped with thermoplastic, non-marking rubber tread, electrically conductive.

In compliance with ESD standard DIN EN 61340-5-1

Pull rod for transport trolley type 100/101,
bright galvanized (article no. 5390.100.ZS1)

The **transport trolley type 100** is available in different versions. A difference is made between the standard castors, that may leave contact marks on the floor, and the non-marking castors, equipped with a thermoplastic, non-marking rubber tread.

Both castor types are **optionally** also availabe **with locks**. Two of the 4 swivel castors are equipped with locks.

Transport-Rolli Typ 100 ohne Feststeller

without lock/brake

dpv*link* 1906

Article	Type	D [mm]	W [mm]	Payload
5390.100.3	Trolley	410	610	200 kg
5390.100.3.ELS	Trolley non-marking	410	610	200 kg
5390.100.74	Trolley	410	710	180 kg
5390.100.74.ELS	Trolley non-marking	410	710	180 kg
5390.100.84	Trolley	410	810	150 kg
5390.100.84.ELS	Trolley non-marking	410	810	150 kg
	Accessories			
5390.100.ZS1	Pull rod			

Transport trolley type 101 with lock

with brake/lock

dpv*link* 18028

Article	Type	D [mm]	W [mm]	Payload
5390.101.64	Trolley with lock	410	610	200 kg
5390.101.64.ELS	Trolley non-marking with lock	410	610	200 kg
5390.101.74	Trolley with lock	410	710	180 kg
5390.101.74.ELS	Trolley non-marking with lock	410	710	180 kg
5390.101.84	Trolley with lock	410	810	150 kg
5390.101.84.ELS	Trolley non-marking with lock	410	810	150 kg
5390.101.86	Trolley with lock	610	810	150 kg
5390.101.86.ELS	Trolley non-marking with lock	610	810	150 kg
5390.100.ZS1	Pull rod			

- Special versions available on request -

Transport trolley type 120 with handle

Transport trolley type 120 with handle - suitable for Euro containers, transport containers and PCB magazines

Galvanized metal construction, 2 swivel and 2 fixed castors, solid rubber black, conductive, Ø 100 mm, smooth rolling properties, load capacity 150-200 kg.

Version non-marking trolley / ELS: wheel body of polypropylene, equipped with thermoplastic, non-marking rubber thread, conductive.

In compliance with ESD standard DIN EN 61340-5-1

The **transport trolley type 120** is available in different versions. A difference is made between the standard castors, that may leave contact marks on the floor, and the non-marking castors, equipped with a thermoplastic, non-marking rubber tread.

Both castor types are **optionally** also availabe **with locks/brake**. The transport trolley type 121 has two swivel and two dixed castors, the two swivel castors are equipped with locks.

Transport-Rolli Typ 120 mit Bügel ohne Feststeller

without lock/brake

dpv*link* 8172

Article	Type	D [mm]	W [mm]	Payload
5390.120.3	with handle	410	610	200 kg
5390.120.3.ELS	with handle, non-marking	410	610	200 kg
5390.120.74	with handle	410	710	180 kg
5390.120.74.ELS	with handle, non-marking	410	710	180 kg
5390.120.84	with handle	410	810	150 kg
5390.120.84.ELS	with handle, non-marking	410	810	150 kg

Transport trolley type 120 mit handle and lock

with lock/brake

dpv*link* 18035

Article	Type	D [mm]	W [mm]	Payload
5390.121.64	with handle and lock	410	610	200 kg
5390.121.64.ELS	with handle and lock, non-marking	410	610	200 kg
5390.121.74	with handle and lock	410	710	180 kg
5390.121.74.ELS	with handle and lock, non-marking	410	710	180 kg
5390.121.84	with handle and lock	410	810	150 kg
5390.121.84.ELS	with handle and lock, non-marking	410	810	150 kg
5390.121.86	with handle and lock	610	810	150 kg
5390.121.86.ELS	with handle and lock, non-marking	610	810	150 kg

- Special versions available on request -

ESD Folding trolley aluminium

Trolley with aluminium tube and platform

- handlebar folding onto platform
- 2 ESD swivel castors with brake and 2 ESD fixed castors
- electrically conductive solid rubber tire Ø 125 mm or 160 mm
- load capacity 150 kg
- weight: approx. 11 - 18 kg

In compliance with ESD standard DIN EN 61340-5-1

dpv*link* 11214

Article	Type	D [mm]	W [mm]	Load capacity [kg]
091.1133.ESD	with handle	450	720	150 kg
091.1134.ESD	with handle	600	900	150 kg

Transport trolley type 400

Transport trolley made of conductive polypropylene, black

- low weight
- suitable for Euro containers 600 x 400 mm and 400 x 300 mm
- Load capacity up to 100 kg
- External dimensions: 620 x 420 mm
- ESD swivel castors with thermoplastic rubber tread

In compliance with ESD standard DIN EN 61340-5-1

dpv*link* 15658

Article	Ausführung
5391.400-PO	**Transport trolley type 400-PO** 4 ESD swivel castors Ø = 100 mm Weight: 4.5 kg

Weitere Artikel finden Sie unter www.compumet.ch

ESD Transport trolley type 700 Maxi FLEX standard

The innovative transport trolley Maxi FLEX of the *EPA*move® series by DPV is a lightweight and at the same time very robust. It ensures maximum flexibility with its different sizes and stays safe and stable during the transportation of e.g. Euro containers, magazines and pallets.

- Robust frame of heat-hardened aluminium cavity profile
- black conductive ABS plastic corners
- load capacity up to max. 200 kg, evenly distributed load
- low dead weight (from approx. 4 kg)
- 4 non-marking ESD swivel castors (2x with locks)
- for standard Euro containers with dimensions
  - 600 x 400 mm
  - 800 x 400 mm
  - 800 x 600 mm
  - 1200 x 800 mm

Made in Germany



Very robust, large aluminum frame
frame height 20 mm, supporting surface 50 mm

Excellent quality

max. 200kg

loadable up to 200 kg

1. Aluminum cavity profile
   T66 aluminium, heat-hardened
   according to DIN 1748
2. Innovative aluminum / plastic construction
3. Loadable construction up to 200 kg
   Pay-/surface load: max. 200 kg
   (at evenly distributed load)
4. ESD-compliant according to DIN EN 61340-5-1
   dissipative castors
   conductive ABS plastic parts
   conductive aluminum
5. Non-marking ESD smooth-running swivel castors
   dissipative castors
   2x castors with locks
6. Made in Germany
7. Supporting surface of 50 mm
   on all sides
8. Frame height 20 mm
   The frame profil comprises the external edge of the container for a safe, slip-resistant position of your containers during transportation

- standard sizes available ex warehouse
- delivery completely mounted
- lightweight and stable

dpv*link* 17882

Article	Ausführung
5391.700.0600x0400	**Type 700 Maxi Flex 600x400** External dimensions: 630 x 430 x 175 mm, internal dimensions: 605 x 405 x 156 mm, weight 4.8 kg
5391.700.0700x0400	**Type 700 Maxi Flex 700x400** External dimensions: 730 x 430 x 175 mm, internal dimensions: 705 x 405 x 156 mm, weight 5.0 kg
5391.700.0800x0400	**Type 700 Maxi Flex 800x400** External dimensions: 830 x 430 x 175 mm, internal dimensions: 805 x 405 x 156 mm, weight 5.2 kg
5391.700.0800x0600	**Type 700 Maxi Flex 800x600** External dimensions: 830 x 630 x 175 mm, internal dimensions: 805 x 605 x 156 mm, weight 5.6 kg
5391.700.1200x0800	**Type 700 Maxi Flex 1200x800** External dimensions: 1235 x 835 x 200 mm, internal dimensions: 1210 x 810 x 181 mm, weight 7.8 kg

All information about the ESD transport trolleys type 700 Maxi FLEX and type 500 ABS | type 600 ABS of the brande *EPA*move® is clearly summarized in the current leaflet available

- as online cataloge
- as download

ESD Transport trolley type 700 Maxi FLEX individual

Individual dimensions for containers, magazines or pallets with special sizes are available for the MaxiFlex transport trolley of the *EPA*move® series.

Advantage towards standard size:

- special sizes of existing containers can be still used
- no change of the production and manufacturing equipment
- quick and custom-fit manufacture
- loadable up to 200 kg event with large dimensions
- available from 1 piece

- robust frame of heat-hardened aluminum cavity profile
- black conductive ABS plastic corners
- load capacity up to max. 200 kg, evenly distributed load
- low dead weight (from approx. 4 kg)
- 4 non-marking ESD swivel castors (2x with locks)

Available in your PREFERRED size

We can offer you the innovative modular system in sizes with the internal dimension from 370 x 370 mm to 1,200 x 1,000 mm, suitable for your containers, magazines and pallets.

Adapted to your individual requests:

- available in your preferred size from 1 piece
- dimensions from 370 x 370 mm to 1,200 x 1,000 mm
- frame height 20 mm
- supporting surface 50 mm
- short delivery time
- delivery completely mounted
- lightweight



In compliance with ESD standard DIN EN 61340-5-1

dpv*link* 17883

Article	Ausführung
5391.700.Spez	**ESD transport trolley type 700 Maxi Flex** Individual internal dimensions according to customer's specifications (from 370 x 370 mm to 1,200 x 1,000 mm)

Transport trolley 615 x 415 mm

Suitable for Euro containers 600 x 400 mm and 400 x 300 mm

In compliance with ESD standard DIN EN 61340-5-1

ESD swivel castors of polypropylene, equipped with thermoplastic, non-marking rubber thread, conductive.

Two-storied transport trolley adjustable / inclinable

Galvanized metal bracket construction, 4 swivel castors, ESD Ø 75 mm (2x with lock), smooth rolling properties, load capacity max. 150 kg, weight 12.8 kg.

Transport trolley, two-storied

- Distance upper/lower shelf approx. 350 mm
- Distance upper/lower shelf approx. 470 mm
- Distance upper/lower shelf approx. 550 mm

Transport trolley, one-storied

Galvanized metal bracket construction, 4 swivel castors, ESD Ø 75 mm, smooth rolling properties, load capacity max. 150 kg.

Pull rod for transport trolley type 200, bright galvanized

dpv*link* 1909

Article	Type	D [mm]	W [mm]	H [mm]
5391.205	Transport trolley, double storied, adjustable / inclinable	415	615	510
5391.206	Transport trolley, double storied, adjustable / inclinable	415	615	630
5391.207	Transport trolley, double storied, adjustable / inclinable	415	615	710
5391.210	Transport trolley, one-storied	415	615	125
5391.200.ZS2	Pull rod			

- Special versions available on request -

Weitere Artikel finden Sie unter www.compumet.ch

DPV Shelf trolleys

The stable and robust DPV shelf trolley of the *EPA*move® series is optimal for the use in any manufacturing site. Due to the height-adjustable and tiltable shelves an adaptation to many applications is possible at any time. Different dimensions and heights are available.

In compliance with ESD standard DIN EN 61340-5-1

- material: galvanized steel
- stable base frame
- 4 shelves
- 4 ESD swivel castors, 2 with locks of black solid rubber
- Version ELS with grey, non-marking ESD swivel castors
- handles on both sides
- payload up to 250 kg
- payload per shelf up to 80 kg
- shelves height-adjustable (25 mm grid) and tiltable (not with type 1207 and 1208 - bottom shelf fixed)
- simple do-it-yourself assembly

Optional accessories:

- additional shelf of galvanized steel, including screw kit

- slip-resistant mat of ESD grooved covering NBR as set of 4

Shelf trolley type 1207 / 1208

Shelf trolley with 4 shelves

Dimensions: **536 x 776 mm**, available in height 1286 and 1750 mm

- 3 shelves adjustable/tiltable
  internal dimensions: **405 x 610 mm**
- 1 fixed bottom shelf
  internal dimensions: **490 x 625 mm**
- total payload max. 250 kg
- payload per shelf max. 80 kg
- 4 conductive swivel castors Ø 100 mm
- 2 castors with lock
- stable metal construction (galvanized) with 2 handles

In compliance with ESD standard DIN EN 61340-5-1

Version ELSwith grey, non-marking ESD swivel castors

Available with two different heights:

dpv*link* 1912				
Article	Type	D [mm]	W [mm]	H [mm]
5390.1207	Shelf trolley type 1207	536	776	1286
5390.1207.ELS	Shelf trolley type 1207, non-marking	536	776	1286
5390.1208	Shelf trolley type 1208	536	776	1750
5390.1208.ELS	Shelf trolley type 1208, non-marking	536	776	1750

- Special versions on request -

Accessories for type 1207 / 1208

dpv*link* 8195	
Article	Ausführung
5390.1207.2	**Additional shelf type 1207 / 1208** Internal dimensions: 405 x 610 x 26 mm
1451.7500.1207	**Grooved covering NBR mats for type 1207 / 1208** Set with 4 mats

Shelf trolley type 1213 / 1214

Shelf trolley with 4 shelves

Dimensions: **660 x 990 mm**, available in height 1310 and 1780 mm

- 4 shelves adjustable/tiltable (internal dimensions: **610 x 820 mm)**
- total payload max. 250 kg
- payload per shelf max. 80 kg
- 4 conductive swivel castors Ø 125 mm
- 2 castors with lock
- stable metal construction (galvanized) with 2 handles

In compliance with ESD standard DIN EN 61340-5-1

Version ELSwith grey, non-marking ESD swivel castors

Available with two different heights:

dpv*link* 8194

Article	Type	D [mm]	W [mm]	H [mm]
5390.1213	Shelf trolley type 1213	660	990	1310
5390.1213.ELS	Shelf trolley type 1213, non-marking	660	990	1310
5390.1214	Shelf trolley type 1214	660	990	1780
5390.1214.ELS	Shelf trolley type 1214, non-marking	660	990	1780

- Special versions available on request -

Accessories for type 1213 / 1214

dpv*link* 8197

Article	Ausführung
5390.1213.2	**Additional shelf type 1213 / 1214** Internal dimensions: 610 x 820 x 26 mm
1451.7500.1213	**Grooved covering NBR mats for type 1213 / 1214** Set with 4 mats

Shelf trolley type 1217 / 1218

Shelf trolley with 4 shelves

Dimensions: **570 x 1150 mm**, available in height 1310 and 1780 mm

- 3 shelves adjustable/tiltable (internal dimensions: **430 x 990 mm)**
- 1 fixed bottom shelf (internal dimensions: **520 x 990 mm)**
- total payload max. 250 kg
- payload per shelf max. 80 kg
- 4 conductive swivel castors Ø 125 mm
- 2 castors with lock
- stable metal construction (galvanized) with 2 handles

In compliance with ESD standard DIN EN 61340-5-1

Version ELSwith grey, non-marking ESD swivel castors

Available with two different heights:

dpv*link* 8193

Article	Type	D [mm]	W [mm]	H [mm]
5390.1217	Shelf trolley type 1217	570	1150	1310
5390.1217.ELS	Shelf trolley type 1217, non-marking	570	1150	1310
5390.1218	Shelf trolley type 1218	570	1150	1780
5390.1218.ELS	Shelf trolley type 1218, non-marking	570	1150	1780

- Special versions available on request -

Accessories for type 1217 / 1218

dpv*link* 8196

Article	Ausführung
5390.1217.2	**Additional shelf type 1217 / 1218** Internal dimensions: 430 x 990 x 26 mm
1451.7500.1217	**Grooved covering NBR mats for type 1217 / 1218** Set with 4 mats

Weitere Artikel finden Sie unter www.compumet.ch

Table trolleys

ESD compatible table trolley for the electronics industry, ideal as a transport, materials and picking trolley.

fetra Transportgeräte

10 Jahre Garantie · MADE IN GERMANY · TOTALSTOP

In compliance with ESD standard DIN EN 61340-5-1

Construction
Steel tube and profile steel welded, electrostatically dissipative powder coating, slate grey. Stable screw and plug construction. Bases made of HPL composite plate, electrostatically dissipative, light grey. 2 ESD swivel and 2 ESD fixed castors, TPE tires electrostatically dissipative. Locks on the swivel castors.

OPTIONALLY FOR EXTRA CHARGE:

TOTALSTOP - the fetra central braking system

Optionally available for all fetra trolleys!

Innovative, comfortable, ergonomical and safe: The braking system developed by fetra can be easily locked and released with one foot kick. Apart from the rotating of the wheels the swivelling of both swivel castors is also safely locked. This prevents dangerous situations caused by lateral swiveling of the braked trolley. The central arrangement allows the operator to have a look at the brake pedal at any time and to use it at any castor position. The rubber castor lock works efficently on all kinds of tyres and is very easily adjustable

ESD Open cart

Push handle cart

Total height:	990 mm
Load capacity:	totally 600 kg
Shelf dimensions:	850 x 500 mm
	1000 x 600 mm
	1000 x 700 mm
	1200 x 800 mm
Wheel Ø:	160 bzw. 200 mm

dpv*link* 12835

Article	Type	D [mm]	W [mm]	H [mm]	Load capacity [kg]
091.9500	Open cart loading bed 850 x 500 mm	970	509	950	500 kg
091.9501	Open cart loading bed 1000 x 600 mm	1120	609	990	600 kg
091.9502	Open cart loading bed 1000 x 700 mm	1120	709	990	600 kg
091.9503	Open cart loading bed 1200 x 800 mm	1320	809	990	600 kg

ESD Paneled end platform cart

Push handle cart

Total height:	990 mm
Load capacity:	totally 600 kg
Shelf dimensions:	850 x 500 mm
	1000 x 600 mm
	1000 x 700 mm
	1200 x 800 mm
Wheel Ø:	160 bzw. 200 mm

End walls made of wire mesh 50 x 50 x 4 mm. The height is 500 mm.

dpv*link* 12840

Article	Type	D [mm]	W [mm]	H [mm]	Load capacity [kg]
091.9510	Paneled end platform cart loading bed 850 x 500 mm	970	509	950	500 kg
091.9511	Paneled end platform cart loading bed 1000 x 600 mm	1120	609	990	600 kg
091.9512	Paneled end platform cart loading bed 1000 x 700 mm	1120	709	990	600 kg
091.9513	Paneled end platform cart loading bed 1200 x 800 mm	1320	809	990	600 kg

2-shelf table trolley

Trolley with 2 shelves

Total height:	908 mm
Shelf height:	160 mm wheel: 235 / 867 mm 200 mm wheel: 276 / 908 mm
Load capacity:	totally 600 kg, upper shelf max. 200 kg
Shelf dimensions:	850 x 500 mm
	1000 x 600 mm
	1000 x 700 mm
	1200 x 800 mm
Wheel Ø:	160 mm or 200 mm

dpv*link* 12845

Article	Type	D [mm]	W [mm]	H [mm]	Load capacity [kg]
091.9400	2-shelf trolley loading bed 850 x 500 mm	1040	509	867	500 kg
091.9401	2-shelf trolley loading bed 1000 x 600 mm	1190	609	908	600 kg
091.9402	2-shelf trolley loading bed 1000 x 700 mm	1190	709	908	600 kg
091.9403	2-shelf trolley loading bed 1200 x 800 mm	1390	809	908	600 kg

2-shelf table trolley

Trolley with 2 shelves

Total height:	1020 mm
Shelf height:	206 / 827 mm
Load capacity:	totally max. 300 kg, upper shelf max. 80 kg
Shelf dimensions:	850 x 500 mm
	1000 x 600 mm
Wheel Ø:	125 mm

dpv*link* 8096

Article	Type	D [mm]	W [mm]	H [mm]	Load capacity [kg]
091.1840	2-shelf trolley loading bed 850 x 500 mm	980	509	1020	300 kg
091.1841	2-shelf trolley loading bed 1000 x 600 mm	1130	609	1020	300 kg

3-shelf table trolley

Trolley with 3 shelves

Total height:	1020 mm
Shelf height:	206 / 517 / 827 mm
Load capacity:	totally max. 300 kg, upper and the middle shelves max. 80 kg
Shelf dimensions:	850 x 500 mm 1000 x 600 mm
Wheel Ø:	125 mm

dpv*link* 8099

Article	Type	D [mm]	W [mm]	H [mm]	Load capacity [kg]
091.1850	3-shelf trolley loading bed 850 x 500 mm	980	509	1020	300 kg
091.1851	3-shelf trolley loading bed 1000 x 600 mm	1130	609	1020	300 kg

2-shelf table trolley

Trolley with 2 shelves

Total height:	1020 mm
Shelf height:	206 / 826 mm
Load capacity:	totally max. 300 kg, upper shelf max. 80 kg
Shelf dimensions:	850 x 500 mm 1000 x 600 mm
Box internal dimensions:	810 x 445 x 45 mm 960 x 545 x 45 mm
Wheel Ø:	125 mm

dpv*link* 8102

Article	Type	D [mm]	W [mm]	H [mm]	Load capacity [kg]
091.1860	2-shelf trolley loading bed 850 x 500 mm	980	509	1020	300 kg
091.1861	2-shelf trolley loading bed 1000 x 600 mm	1130	609	1020	300 kg

2-shelf table trolley

Trolley with 2 shelves

Total height:	1020 mm
Shelf height:	206 / 827 mm
Load capacity:	totally max. 300 kg, upper shelf max. 80 kg
Shelf dimensions:	850 x 500 mm 1000 x 600 mm
Box internal dimensions:	810 x 445 x 45 mm
(WxDxH)	960 x 545 x 45 mm
Wheel Ø:	125 mm

dpv*link* 8105

Article	Type	D [mm]	W [mm]	H [mm]	Load capacity [kg]
091.1870	2-shelf trolley loading bed 850 x 500 mm	980	509	1020	300 kg
091.1871	2-shelf trolley loading bed 1000 x 600 mm	1130	509	1020	300 kg

3-shelf table trolley

Trolley with 3 shelves

Total height:	1020 mm
Shelf height:	206 / 514 / 826 mm
Load capacity:	totally max. 300 kg, max. 80 kg on the upper and middle shelves
Shelf dimensions:	850 x 500 mm 1000 x 600 mm
Box internal dimensions:	810 x 445 x 45 mm
(WxDxH)	960 x 545 x 45 mm
Wheel Ø:	125 mm

dpv*link* 8108

Article	Type	D [mm]	W [mm]	H [mm]	Load capacity [kg]
091.1880	3-shelf trolley loading bed 850 x 500 mm	980	509	1020	300 kg
091.1881	3-shelf trolley loading bed 1000 x 600 mm	1130	609	1020	300 kg

2-shelf table trolley with trays

NEU

2-shelf trolley, powder-coated, with steel plate trays, edge height 40 mm, horizontal handle

Total height:	870 mm / 910 mm
Shelf height:	with 160 mm wheel: 207 / 829 mm with 200 mm wheel: 248 / 870 mm
Load capacity:	totally max 400 kg, upper max. 200 kg
Loading bed:	850 x 500 mm 1000 x 700 mm
Wheel Ø:	160 mm or 200 mm

dpv*link* 24605

Article	Type	D [mm]	W [mm]	H [mm]	Load capacity [kg]
091.9820	2-shelf trolley loading bed 850 x 500 mm	1021	500	870	400 kg
091.9822	2-shelf trolley loading bed 1000 x 700 mm	1171	700	910	400 kg

Accessories

1451.7500.9820	Grooved covering for table trolley 850 x 500 mm
1451.7500.9822	Grooved covering for table trolley 1000 x 700 mm

3-shelf table trolley with trays

NEU

3-shelf trolley, powder-coated, with steel plate trays, edge height 40 mm, horizontal handle

Total height:	870 mm / 910 mm
Shelf height:	160 mm wheel: 207 / 519 / 829 mm 200 mm wheel: 248 / 560 / 870 mm
Load capacity:	totally max 400 kg, upper max. 200 kg
Loading bed:	850 x 500 mm 1000 x 700 mm
Wheel Ø:	160 mm or 200 mm

dpv*link* 24608

Article	Type	D [mm]	W [mm]	H [mm]	Load capacity [kg]
091.9830	3-shelf trolley loading bed 850 x 500 mm	1021	500	870	400 kg
091.9832	3-shelf trolley loading bed 1000 x 700 mm	1171	700	910	400 kg

Accessories

1451.7500.9820	Grooved covering for table trolley 850 x 500 mm
1451.7500.9822	Grooved covering for table trolley 1000 x 700 mm

DPV ELEKTRONIK

Weitere Artikel finden Sie unter www.compumet.ch

2-shelf table trolley with trays

NEU

2-shelf trolley, powder-coated, with steel plate trays, edge height 40 mm, high handle

Total height:	1065 mm / 1105 mm
Shelf height:	with 160 mm wheel: 207 / 829 mm with 200 mm wheel: 248 / 870 mm
Load capacity:	totally max 400 kg, upper max. 200 kg
Loading bed:	850 x 500 mm 1000 x 700 mm
Wheel Ø:	160 mm or 200 mm

dpv*link* 24613

Article	Type	D [mm]	W [mm]	H [mm]	Load capacity [kg]
091.9920	2-shelf trolley loading bed 850 x 500 mm	986	500	1065	400 kg
091.9922	2-shelf trolley loading bed 1000 x 700 mm	1136	700	1105	400 kg

Accessories

1451.7500.9820 Grooved covering for table trolley 850 x 500 mm
1451.7500.9822 Grooved covering for table trolley 1000 x 700 mm

3-shelf table trolley with trays

NEU

3-shelf trolley, powder-coated, with steel plate trays, edge height 40 mm, high handle

Total height:	1065 mm / 1105 mm
Shelf height:	160 mm wheel: 207 / 519 / 829 mm 200 mm wheel: 248 / 560 / 870 mm
Load capacity:	totally max 400 kg, upper max. 200 kg
Loading bed:	850 x 500 mm 1000 x 700 mm
Wheel Ø:	160 mm or 200 mm

dpv*link* 24616

Article	Type	D [mm]	W [mm]	H [mm]	Load capacity [kg]
091.9930	3-shelf trolley loading bed 850 x 500 mm	986	500	1065	400 kg
091.9932	3-shelf trolley loading bed 1000 x 700 mm	1136	700	1105	400 kg

Accessories

1451.7500.9820 Grooved covering for table trolley 850 x 500 mm
1451.7500.9822 Grooved covering for table trolley 1000 x 700 mm

Table covering suitable for ESD table trolley with trays

NEU

Table covering suitable for ESD table trolley with trays

- ESD grooved covering prevents slipping during transportation
- table covering protects components

dpv*link* 24621

Article	Type
1451.7500.9820	**Grooved covering for table trolley 850 x 500 mm** Grooved covering for table trolleys 091.9820, 091.9830, 091.9920, 091.9930
1451.7500.9822	**Grooved covering for table trolley 1000 x 700 mm** Grooved covering for table trolley 091.9822, 091.9832, 091.9922, 091.9932

Shelf trolleys

ESD compatible shelf trolley for the electronics industry, ideal as a transport, material and picking trolley.

fetra Transportgeräte

10 Jahre Garantie · MADE IN GERMANY · TOTALSTOP

In compliance with ESD standard DIN EN 61340-5-1

Construction
Steel tube and profile steel welded, electrostatically dissipative powder coating, slate grey. Stable screw and plug construction. Shelves made of HPL composite plate, electrostatically dissipative, light grey. 2 ESD swivel and 2 ESD fixed castors, solid rubber tires electrostatically dissipative. Locks on the castors, load capacity per shelf approx. 80 kg.

SURCHARGE OPTION:

TOTALSTOP - the fetra central braking system

Optionally available at all fetra trolleys !

Innovative, comfortable, ergonomic and safe: The braking system developed from fetra can be easily locked or released by a kick. Apart from the wheel rotation the swivelling motion of both castors are securely locked. Dangerous situations, caused by swivelling of the braked trolley, are avoided. Due the central location the brake pedal is always in the operator's field of vision and can be activated in all roll positions. The rubber-made wheel lock affects at all tyre material and is easily adjustable.

3-shelf trolley

Trolley with 3 shelves

Total height:	1111 mm / 1152 mm
Shelf heights:	235 / 635 / 1035 mm 276 / 676 / 1076 mm
Load capacity:	500 kg / 600 kg max. 50 kg per shelf
Shelf dimensions:	850 x 500 mm 1000 x 600 mm
Wheel Ø:	160 mm / 200 mm

dpv*link* 8125

Article	Type	D [mm]	W [mm]	H [mm]	Load capacity [kg]
091.9100	3-shelf trolley ESD 3 shelves loading bed 850 x 500 mm	1019	509	1111	500 kg
091.9101	3-shelf trolley ESD 3 shelves loading bed 1000 x 600 mm	1169	609	1152	600 kg

Box available on request

4-shelf trolley

Trolley with 4 shelves

Total height:	1511 mm / 1555 mm
Shelf heights:	235 / 635 / 1035 / 1435 mm 276 / 676 / 1076 / 1476 mm
Load capacity:	500 kg / 600 kg max. 50 kg per shelf
Shelf dimensions:	850 x 500 mm 1000 x 600 mm
Wheel Ø:	160 mm / 200 mm

dpv*link* 8126

Article	Type	D [mm]	W [mm]	H [mm]	Load capacity [kg]
091.9200	4-shelf trolley ESD 4 shelves loading bed 850 x 500 mm	1019	509	1511	500 kg
091.9201	4-shelf trolley ESD 4 shelves loading bed 1000 x 600 mm	1169	609	1552	600 kg

Box available on request

DPV ELEKTRONIK
dpv*link* - Produkte schnell finden!
www.compumet.ch
z.B.: dpv*link* 21010 → dpv*link* 21010

4-shelf trolley

Trolley with 4 shelves

Total height:	1800 mm
Shelf heights:	276 / 676 / 1076 / 1476 mm
Load capacity:	600 kg
	max. 50 kg per shelf
Shelf dimensions:	1000 x 600 mm
	1000 x 700 mm
	1200 x 800 mm
Wheel Ø:	200 mm

dpv*link* 8127

Article	Type	D [mm]	W [mm]	H [mm]	Load capacity [kg]
091.9301	4-shelf trolley ESD 4 shelves loading bed 1000 x 600 mm	1169	609	1800	600 kg
091.9302	4-shelf trolley ESD 4 shelves loading bed 1000 x 700 mm	1169	709	1800	600 kg
091.9303	4-shelf trolley ESD 4 shelves loading bed 1200 x 800 mm	1369	809	1800	600 kg

Box available on request

5-shelf trolley

Trolley with 5 shelves

Total height:	1800 mm
Shelf heights:	276 / 576 / 876 / 1076 / 1476 mm
Load capacity:	600 kg
	max. 50 kg per shelf
Shelf dimensions:	1000 x 600 mm
	1000 x 700 mm
	1200 x 800 mm
Wheel Ø:	200 mm

dpv*link* 8128

Article	Type	D [mm]	W [mm]	H [mm]	Load capacity [kg]
091.9341	5-shelf trolley ESD 5 shelves loading bed 1000 x 600 mm	1169	609	1800	600 kg
091.9342	5-shelf trolley ESD 5 shelves loading bed 1000 x 700 mm	1169	709	1800	600 kg
091.9343	5-shelf trolley ESD 5 shelves loading bed 1200 x 800 mm	1369	809	1800	600 kg

Box available on request

Box trolley ESD 5 shelves

NEU

5-shelf box trolley

Total height:	1792 mm
Shelf height:	292 / 582 / 882 / 1182 / 1482 mm
Load capacity:	750 kg
	max. 50 kg per shelf
Loading bed:	1000 x 680 mm
	1200 x 780 mm
Wheel Ø:	200 mm

dpv*link* 24649

Article	Type	D [mm]	W [mm]	H [mm]	Load capacity [kg]
091.9392	Box trolley ESD 5 shelves loading bed 1000x680 mm	1170	745	1792	750 kg
091.9393	Box trolley ESD 5 shelves loading bed 1200x780 mm	1370	845	1792	750 kg

ESD Euro box trolley

Euro box trolley

Total height:	1101 / 1686 mm
Shelf heights:	238 / 538 / 838 mm
	238 / 538 / 838 mm
	298 / 598 / 898 / 1198 / 1498 mm
Load capacity:	250 / 250 / 300 kg
	max. 80 kg per shelf
Shelf dimensions:	410 x 610 mm
	820 x 610 mm
	1240 x 610 mm
Wheel Ø:	125 / 125 / 160 mm

dpv*link* 20560

Article	Type	D [mm]	W [mm]	H [mm]	Load capacity [kg]
091.9380.ESD	Euro box trolley ESD 3 shelves 410 x 610 mm	525	666	1101	250 kg
091.9390.ESD	Euro box trolley ESD 3 shelves 820 x 610 mm	935	666	1101	250 kg
091.9383.ESD	Euro box trolley ESD 5 shelves 1240 x 610 mm	1372	685	1686	300 kg

ESD storage trolley

ESD storage trolley 605 x 405 mm

Total height:	1178 mm
Shelf heights:	197 / 652 / 1152 mm
Load capacity:	200 kg
	central and upper shelf 50 kg
Shelf dimensions:	605 x 405 mm
Wheel Ø:	125 mm

dpv*link* 20577

Article	Type	D [mm]	W [mm]	H [mm]	Load capacity [kg]
091.92900	ESD storage trolley 605 x 405 mm	821	455	1178	200 kg
091.92910	ESD storage trolley tiltable 605 x 405 mm	821	455	1178	200 kg

DPV ELEKTRONIK

Weitere Artikel finden Sie unter www.compumet.ch

ESD Euro box trolley with base plate

Euro box trolley with base plate

Total height:	1101 / 1686 mm
Shelf height:	257 / 557 / 857 mm
	257 / 557 / 857 mm
	317 / 617 / 917 / 1217 / 1517 mm
Load capacity:	250 / 250 / 300 kg
	max. 80 kg per shelf
Shelf dimensions:	410 x 610 mm
	820 x 610 mm
	1240 x 610 mm
Wheel Ø:	125 / 125 / 160 mm

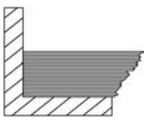

Shelves made of electrically conductive wooden composite board
Abrasion-resistant according to DIN 68785.
Edge height 7 mm.

dpv*link* 20564

Article	Type	D [mm]	W [mm]	H [mm]	Load capacity [kg]
091.9381.ESD	Euro box trolley ESD 3 shelves 410 x 610 mm	525	666	1101	250 kg
091.9391.ESD	Euro box trolley ESD 3 shelves 820 x 610 mm	935	666	1101	250 kg
091.9384.ESD	Euro box trolley ESD 5 shelves 1240 x 610 mm	1372	685	1686	300 kg

ESD storage trolley with base plate

ESD storage trolley 605 x 405 mm with conductive base plate

Total height:	1178 mm
Shelf heights:	216 / 671 / 1171 mm
Load capacity:	200 kg
	central and upper shelf 50 kg
Shelf dimensions:	605 x 405 mm
Wheel Ø:	125 mm

dpv*link* 20580

Article	Type	D [mm]	W [mm]	H [mm]	Load capacity [kg]
091.92901	ESD storage trolley 605 x 405 mm	821	455	1178	200 kg
091.92911	ESD storage trolley tiltable 605 x 405 mm	821	455	1178	200 kg

ESD storage trolley

Storage trolley

Total height:	639 / 970 mm
Shelf height:	201 / 630 mm
Load capacity:	250 kg
	upper shelf max. 100 kg
Shelf dimensions:	605 x 405 mm
Wheel Ø:	125 mm

dpv*link* 20572

Article	Type	D [mm]	W [mm]	H [mm]	Load capacity [kg]
091.93540	ESD storage trolley 610 x 410 mm	676	415	639	250 kg
091.935400-B	ESD storage trolley with push bar 610 x 410 mm	746	415	970	250 kg

ESD Euro box trolley

Euro box trolley:

Total height:	209 mm
Load capacity:	250 kg
Shelf dimensions:	605 x 405 mm
Wheel Ø:	125 mm

dpv*link* 20569

Article	Type	D [mm]	W [mm]	H [mm]	Load capacity [kg]
091.93580	Euro box trolley ESD 605 x 405 mm	610	415	209	250 kg
091.93581	Euro box trolley ESD with base plate 605 x 405 mm	610	415	209	250 kg

ESD Material stand

605 x 405 mm, height-adjustable, 25 mm steps from 720 - 995 mm, load capacity 150 kg, 4 swivel castors TPE-ESD diameter 75 mm (2x mit brakes), dissipative

dpv*link* 19094

Article	Type	D [mm]	W [mm]	H [mm]	Load capacity [kg]
091.1890	ESD material stand	605	405	720 - 995	150 kg

DPV ELEKTRONIK
dpv*link* - Produkte schnell finden!
www.compumet.ch
z.B.: dpv*link* 21010 → dpv*link* 21010

ESD material stand, tiltable

510 x 410 mm, tiltable by 15° and 30°, height adjustable, 25 mm steps from 500 - 775 mm and 755 - 1105 mm, load capacity 150 kg, 4 swivel castors TPE-ESD diameter 75 mm (2x with brake), dissipative

dpv*link* 19099

Article	Type	D [mm]	W [mm]	H [mm]	Load capacity [kg]
091.1891	ESD material stand	510	410	505 - 775	150 kg
091.1892	ESD material stand	510	410	755 - 1105	150 kg

ESD dolly

2 shelves, 860 x 450 x 875 mm (LxWxH), shelf height: 195 / 770 mm, load capacity 250 kg in total / 100 kg upper load area, 2 swivel / 2 fixed castors TPE-ESD diameter 125 mm, dissipative

dpv*link* 19096

Article	Type	D [mm]	W [mm]	H [mm]	Load capacity [kg]
091.1820	ESD dolly	860	450	875	250 kg

ESD pallet dolly

TPE tyres 200 x 40 mm, hubs with ball bearing. 2 swivel and 2 fixed castors(swivel castors with brake). Very low starting, rolling and swivelling resistance. Tyres non-marking = trackless. Low-noise running on even floors. For pallet size up to 1200 x 1000 mm.

dpv*link* 19101

Article	Type	Depth	W [mm]	H [mm]	Load capacity [kg]
091.23799.ESD	ESD pallet dolly loading area 810 x 610 mm	810	610	282	750 kg
091.23800.ESD	ESD pallet dolly loading area 1010 x 810 mm	1010	810	282	250 kg
091.23801.ESD	ESD pallet dolly loading area 1210 x 810 mm	1210	810	282	750 kg
091.23802.ESD	ESD pallet dolly loading area 1210 x 1010 mm	1210	1010	282	750 kg

ESD hand truck

NEU

ESD hand truck

091.B9125
Blade: 320x250 mm
Load capacity: 200 kg
Total height: 1150 mm
Wheel Ø: 260 mm

091.B9116
Blade: 480x300 mm
Load capacity: 250 kg
Total height: 1150 mm
Wheel Ø: 260 mm

091.B9331
Blade: 480x300 mm
Load capacity: 300 kg
Total height: 1300 mm
Wheel Ø: 260 mm

dpv*link* 24635

Article	Type	W [mm]	D [mm]	H [mm]	Load capacity [kg]
091.B9125	ESD hand truck blade 320x250 mm	570	533	1150	200 kg
091.B9116	ESD hand truck blade 480x300 mm	590	505	1150	250 kg
091.B9331	ESD hand truck blade 480x300 mm	580	623	1300	300 kg

DPV ELEKTRONIK

Weitere Artikel finden Sie unter www.compumet.ch

Universal trolley TRTA

ESD compatible universal trolley for the electronics industry.

In compliance with ESD standard DIN EN 61340-5-1

- Transport, material and picking trolley
- 2- or 4-shelf trolley
- More shelves can be retrofitted
- Height adjustment by socket screws

Construction
Expoy powder coated shelves, depth 28 mm in RAL 7035 ESD (light grey). The trolley frame consists of round, powder-coated steel tubes (diameter 25 mm). The construction ist lightweight but at the same time robust; with 4 swivel castors (Ø 125 mm), 2 with locks.

Universal trolley TRTA, 2 shelves

TRESTON

Trolley with 2 shelves

Total height:	1020 mm
Shelf heights:	220- 770mm
Load capacity:	totally max. 150 kg max. 50 kg per shelf
Shelf dimensions WxD	800 x 430 mm, 1000 x 430 mm 800 x 530 mm, 1000 x 530 mm
Color:	RAL 7035 ESD

Figure with end mesh panels NET-2 (separately available as accessories)

dpv*link* 1928

Article	Type	D [mm]	W [mm]	H [mm]
TRTA-4082ESD	TRTA-4082 ESD	530	890	1020
TRTA-4102ESD	TRTA-4102 ESD	530	1090	1020
TRTA-5082ESD	TRTA-5082 ESD	630	890	1020
TRTA-5102ESD	TRTA-5102 ESD	630	1090	1020

Universal trolley TRTA, 4 shelves

TRESTON

Trolley with 4 shelves

Total height:	1515 mm
Shelf heights:	215 - 1340 mm
Load capacity:	total max. 300 kg max. 50 kg per shelf
Shelf dimensions WxD	1000 x 430 mm, 1000 x 530 mm
Color:	RAL 7035 ESD

Figure with end mesh panels NET-2 (separately available as accessories)

dpv*link* 1930

Article	Type	D [mm]	W [mm]	H [mm]
TRTA-4104ESD	TRTA-4104 ESD	530	1090	1515
TRTA-5104ESD	TRTA-5104 ESD	630	1090	1515

Additional shelf TRHA

TRESTON

Suitable for TRTA trolley with 2 or 4 shelves

dpv*link* 1944

Article		D [mm]	W [mm]
	Additional shelf TRHA		
TRHA-408ESD	TRHA-408 ESD	430	800
TRHA-410ESD	TRHA-410 ESD	430	1000
TRHA-508ESD	TRHA-508 ESD	530	800
TRHA-510ESD	TRHA-510 ESD	530	1000

End frame mesh panels NET, pair

TRESTON

1 pair suitable for trolley TRTA with 2 shelves and 2 pairs suitable for trolley with 4 shelves. Grey, powder-coated, RAL 7035 ESD
Size: 364 x 604 mm

dpv*link* 1949

Article	Type
NET-2ESD	End frame mesh panels NET-2ESD, pair

DPV ELEKTRONIK

dpv*link* - Produkte schnell finden!
www.compumet.ch
z.B.: dpv*link* 21010 → dpv*link* 21010

Reel trolley RRT ESD

The steplessly adjustable reel trolley RRT ESD is suitable for the transport, supply and storage of up to 360 SMD reels.

In compliance with ESD standard DIN EN 61340-5-1

Combined figure:

1 x reel trolley RRT ESD
3 x reel rack RR ESD
1 x document holder DSA4 ESD

Reel trolley RRT ESD

TRESTON

The adjustable reel trolley is compatible with SMD reels and ideal for their transport and storage. All parts are made of perforated powder-coated steel (light grey, RAL 7035 ESD), depth 28 mm. The car has 4 swivel castors Ø 125 mm, two of them with brakes. Load capacity of the trolley 200 kg.

Total height:	1780 mm
Shelf heights:	steplessly adjustable
Load capacity:	totally max. 200 kg, max. 50 kg per shelf
Shelf dimensions WxD:	1000 x 430 mm,
Wheel Ø:	125 mm

The reel rack RR ESD and the document holder DSA4 ESD have to be ordered separately.

dpv*link* 2051

Article	Type	D [mm]	W [mm]	H [mm]
RRT-ESD	Reel trolley RRT-ESD	530	1100	1780

Reel rack RR-ESD

TRESTON

The reel rack is suitable for SMD reels with 180 mm, 330 mm and 380 mm Ø. SMD reels with 180 mm Ø can be arranged in two rows (max. 60 reels per row). The rack has 15 compartments that are 60 mm wide. The steel wire dividers have a conductive powder coating. The antistatic label film is for the inscription of the reels. Load capacity 50 kg.

- suitable for reel trolley RRT-ESD and DPV shelf trolley type 1217 / 1218
- also suitable for storage racks with shelves 1000 x 500 mm

dpv*link* 2053

Article	Type	D [mm]	W [mm]	H [mm]
RR-ESD	Reel rack RR-ESD	426	960	254

Document holder DSA4-ESD

TRESTON

The holder is suitable for DIN A4 documents und has a conductive powder coating as well as two magnets for the fixing of documents.

dpv*link* 2055

Article	Ausführung
DSA4-ESD	Document holder DSA4-ESD

Universal shelf trolley WRT

ESD compatible universal shelf trolley for the electronics industry.

In compliance with ESD standard DIN EN 61340-5-1

- Material trolley
- PC station
- Measuring station

Construction
With 3 shelves (TS-605 ESD). Every shelf is height adjustable by socket screw. Vertical aluminium profiles. Base frame made of powder-coated steel, light grey (RAL 7038). Shelves 26 mm ESD laminate plate. 4 ESD swivel castors Ø 100 mm conductive, two of them with locks.

Universal shelf trolley WTR-140 ESD

TRESTON

Trolley with 3 shelves

Total height:	1400 mm
Load capacity:	max. 150 kg, max. 50 kg per shelf
Shelf dimensions WxD:	530 x 650 mm

dpv*link* 1951

Article	Type	D [mm]	W [mm]	H [mm]
WTR-140ESD	WTR-140 ESD	650	650	1400

DPV ELEKTRONIK

Weitere Artikel finden Sie unter www.compumet.ch

Additional shelf TS

Suitable for shelf trolley WTR

dpv*link* 1953

Article	Type	D [mm]	W [mm]
TS-605ESD	Additional shelf TS-605 ESD	650	530

Shelf TAS

Depth, height and tilt steplessly adjustable. 26 mm ESD laminates. Sliding edge at the front. Load capacity approx. 50 kg. Suitable for shelf trolley WTR.

dpv*link* 1955

Article	Type	D [mm]	H [mm]
TAS-605ESD	Shelf TAS-605 ESD	650	26

Keyboard shelf NT

Keyboard drawer with hand rest. With grounding wire.
Mounting under the shelf or table plate.
Dimensions: 250 x 500 x 110 mm.

dpv*link* 1959

Article	Type	D [mm]	W [mm]	H [mm]
NT-500ESD	Keyboard shelf NT-500 ESD	250	500	110

PC holder CPU

Adjustable holder for horizontal or vertical assembly of a computer. With grounding wire. Depth: 390 mm. Width adjustable: 180 - 250 mm. Height adjustable: 380 - 440 mm.

dpv*link* 1984

Article	Type	D [mm]	W [mm]	H [mm]
CPU	PC holder CPU	390	140 - 250	390 - 500

Multi trolleys

ESD compliant multi trolleys for a simple transport of heavy loads.

In compliance with ESD standard DIN EN 61340-5-1

- material trolley
- mobile workstation
- adjustable height and tilt

Multi trolleys provide an ergonomic, mobile workstation. They are available in three widths: M500, M750 and M900. This allows to use all module-sized accessories with the trolleys.

The robust shelfs are adjustable in height and tilt. They are also equipped with borders and rubber mats, which prevent the load from slipping.

Multi trolleys support heavy loads, but are easy to move as well, making it simple to transport heavy equipment, such as measuring devices. They are equipped with four swivel castors (Ø100 mm), two of them with brakes.

Multi trolleys 1 - M500, M750 and M900

Total height:
1130mm

Load capacity:
max. 300 kg,
max. 100 kg lower shelf
max. 50 kg per steplessly adjustable shelf

dpv*link* 19225

Article	Type	D [mm]	W [mm]	H [mm]
C-721.49001.ESD	Multi trolley 1 M500 ESD	715	530	1130
C-721.49002.ESD	Multi trolley 1 M750 ESD	715	780	1130
C-721.49003.ESD	Multi trolley 1 M900 ESD	715	935	1130

Multi trolleys 2 - M500, M750 and M900

Total height: 1630 mm

Load capacity: max. 300 kg, max. 100 kg for bottom shelf, max. 100 kg per shelf, max. 50 kg per steplessly adjustable shelf

dpv*link* 18522

Article	Type	D [mm]	W [mm]	H [mm]
C-722.49001.ESD	Multi trolley 2 M500 ESD	715	530	1630
C-722.49002.ESD	Multi trolley 2 M750 ESD	715	780	1630
C-722.49003.ESD	Multi trolley 2 M900 ESD	715	935	1630

DPV ELEKTRONIK
dpv*link* - Produkte schnell finden!
www.compumet.ch
z.B.: dpv*link* 21010 → dpv*link* 21010

Multi trolley, frame

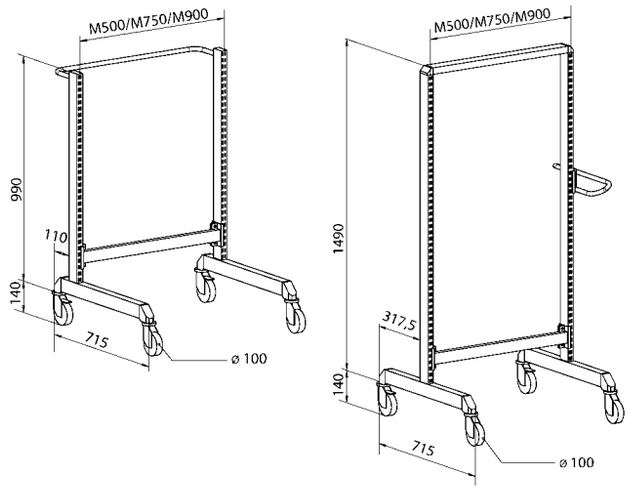

Load capacity 300 kg

dpv*link* 18526

Article	Type	D [mm]	W [mm]	H [mm]
860.81249	Multi trolley 1, M500	715	530	1130
860.15449	Multi trolley 1, M750	715	780	1130
860.15549	Multi trolley 1, M900	715	935	1130
860.81849	Multi trolley 2, M500	715	530	1630
860.15649	Multi trolley 2, M750	715	780	1630
860.15749	Multi trolley 2, M900	715	935	1630

Bottom shelf

- load capacity 100 kg
- equipped with ESD mat
- suitable for multi trolley frame 1 or 2

dpv*link* 18533

Article	Type	D [mm]	W [mm]
860.84649	for trolley 1, M500	505	470
860.05749	for trolley 1, M750	505	720
860.05949	for trolley 1, M900	505	870
860.84749	for trolley 2, M500	650	470
860.06749	for trolley 2, M750	650	720
860.06949	for trolley 2, M900	650	870

Adjustable shelves

- load capacity 100 kg
- equipped with ESD mat
- suitable for multi trolley frame 1 / 2

dpv*link* 18540

Article	Type	D [mm]	W [mm]
921.49001	Shelf M500 ESD for MT 1	505	470
921.49002	Shelf M500 ESD for MT 2	650	470
921.49005	Shelf M750 ESD for MT 1	505	720
921.49006	Shelf M750 ESD for MT 2	650	720
921.49009	Shelf M900 ESD for MT 1	505	870
921.49010	Shelf M900 ESD for MT 2	650	870

Adjustable shelves with stepless depth adjustmemt

- load capacity 50 kg
- equipped with ESD mat
- suitable for multi trolley frame 1 / 2
- **with stepless depth adjustment**

dpv*link* 18547

Article	Type	D [mm]	W [mm]
921.49003	Shelf M500 ESD for MT 1 depth-adjustable	505	470
921.49004	Shelf M500 ESD for MT 1 depth-adjustable	650	470
921.49007	Shelf M750 ESD for MT 1 depth-adjustable	505	720
921.49008	Shelf M750 ESD for MT 2 depth-adjustable	650	720
921.49011	Shelf M900 ESD for MT 1	505	870
921.49012	Shelf M900 ESD for MT 2	650	870

The complete product range of Treston is available in our online shop or in the current manufacturer leaflet

- as online catalog
- as download

DPV ELEKTRONIK

Weitere Artikel finden Sie unter www.compumet.ch

Workstations

TRESTON

For a better work environment. Developed vor the human being.

TRESTON is one of the world's leading suppliers of industrial furniture and workstations.
Our workstation design and implementation process always begins with the person performing the work. In this way, the company pays close attention to ergonomics, functionality and efficiency. The cornerstones of our business activities are reliability, customer orientation, high quality and continuity.
Especially in electronics industry there are often works executed in an ESD area to be protected against static charges.
TRESTON has a long experience in development, manufacturing and delivery of ESD equipment. All workstation equipments are available with ESD coating.

The products are certified in accordance with IEC-61340-5-1.

Adapted to your individual requirements

The field of application of a workstation determines the basic requirements and the accessories needed. The needs and requirements can vary from employee to employee. This should be respected.

The 3D designer in our online shop helps you to equip your workstation easily. With a few clicks you can put together your wished table and we will create a quote tailored to your personal table.

For if a workstation is focused on the special needs of the employee, the production process can be executed with precision and comfort without any delay.

Ergonomic workstations

An efficient, smooth material flow is the main advantage of our workstations for assembly industry. Processes and production procedures can change at any time, and ergonomic needs vary from person to person.

Our answers include modular product solutions allowing the quick and agile reaction to every new situation and therefore ensuring the continuous production.

Due to our versatile accessory range the workstations can be adapted nearly indefinitely to individual needs. An internal design department and long-standing experience permit us a customer-specific adaption of every single solution.

Our range comprises for example ESD-protected workstations for electronics industry. These are also superbly suitable for precision engineering and mechanical engineering.

High-performance chairs with maximum customer benefits for any industrial and technical working environment

The work chairs are technically mature, satisfy highest standards and distinguish themselves a good price-performance ratio. They meet the requirements of many different workstations - from the manufacturing and packaging to sit and stand work.

DPV ELEKTRONIK
dpvlink - Produkte schnell finden!
www.compumet.ch
z.B.: dpvlink 21010 → dpvlink 21010

Series TP/ TPH

Universal tables for assembly operations, versatile and flexible. The modular design allows a quick adaption to modifications in the manufacturing sequence.

Construction:
Base frame made of a powder-coated steel profiles according RAL 7035.
Table plate 26 mm: chipboard core coated with ESD laminate.

In compliance with ESD standard DIN EN 61340-5-1

Basic unit TP

TRESTON

Height adjustment with socket screws 650 - 900mm, load capacity 300 kg.

dpv*link* 1437

Article	Tabletop dimensions
	Basic unit TP
TP-507ESD	500 x 700 mm
TP-510ESD	500 x 1000 mm
TP-515ESD	500 x 1500 mm
TP-710ESD	700 x 1000 mm
TP-712ESD	700 x 1200 mm
TP-715ESD	700 x 1500 mm
TP-718ESD	700 x 1800 mm
TP-915ESD	900 x 1500 mm
TP-918ESD	900 x 1800 mm

Basic unit TPH with shelf

TRESTON

Constructed like TP, but with additional shelf, depth 310 mm, height adjustable 1080 - 1550 mm.

Accessories: box shelf, box rail, attachment unit, additional shelf, perforated plate, installation channel, swivel arm, lighting.

dpv*link* 1455

Article	Tabletop dimensions
	Basic unit TPH with shelf
TPH-712ESD	700 x 1200 mm
TPH-715ESD	700 x 1500 mm
TPH-718ESD	700 x 1800 mm
TPH-915ESD	900 x 1500 mm
TPH-918ESD	900 x 1800 mm

Table trolley SAP

TRESTON

Constructed like TP, but with four swivel castors Ø 100 mm, two of them conductive and 2 with locks.
Bottom plate has to be ordered separately. Load capacity approx. 150 kg.

dpv*link* 1474

Article	Tabletop dimensions
	Table trolley SAP
SAP-507ESD	500 x 700 mm
SAP-710ESD	700 x 1000 mm
SAP-715ESD	700 x 1500 mm

Bottom plate AT

TRESTON

Bottom plate for table trolley SAP

dpv*link* 1480

Article	Tabletop dimensions
	Bottom plate AT
AT-507ESD	500 x 700 mm
AT-710ESD	700 x 1000 mm

Attachment unit KT / C profile rail

TRESTON

For the installation of lighting and tools. For mounting both an additional C-profile rail SPR 150/ 180 is required.

Length 1200 mm suitable for TPH 712 ESD
Length 1500 mm suitable for TPH 715/ 915 ESD
Length 1800 mm suitable for TPH 718/ 918 ESD

dpv*link* 1495

Article	L [mm]
	Attachment unit KT / C profile rail
KT-120	1200
KT-150	1500
KT-180	1800
SPR-150	1500
SPR-180	1800

Shelf SH

TRESTON

Additional shelf, 26 mm ESD laminate

Length 1200 mm suitable for TPH 712/912 ESD
Length 1500 mm suitable for TPH 715/ 915 ESD
Length 1800 mm suitable for TPH 718/ 918 ESD

dpv*link* 1503

Article	L [mm]	D [mm]
	Shelf SH	
SH-120ESD	1200 mm	310 mm
SH-150ESD	1500 mm	310 mm
SH-180ESD	1800 mm	310 mm

Box shelf TH

TRESTON

For storage boxes and part bins. Tilt and height adjustable. Made of steel, dissipative powder coating. Load capacity up to 30 kg.

Length 1119 mm suitable for TPH-712/912 ESD
Length 1419 mm suitable for TPH-715/ 915 ESD
Length 1719 mm suitable for TPH-718/ 918 ESD

dpv*link* 1483

Article	L [mm]	D [mm]
	Box shelf TH	
TH-120ESD	1119 mm	145 mm
TH-150ESD	1419 mm	145 mm
TH-180ESD	1719 mm	145 mm

DPV ELEKTRONIK

Weitere Artikel finden Sie unter www.compumet.ch

Box rail BP

TRESTON

For storage boxes and part bins. Steel rail, dissipative powder coating

dpv*link* 6772

Article	L [mm]
	Box rail BP
BP-50ESD	525
BP-120ESD	1115
BP-150ESD	1415
BP-180ESD	1715

Perforated plate RL

TRESTON

Holes 9 x 9 mm in a 38 mm grid. Made of sheet steel. Can also be mounted on the wall. For mounting on TPH tables brackets RK-1 are needed.



dpv*link* 1506

Article	Tabletop dimensions
	Perforated plate RL
RL-120	1119 x 750 mm
RL-150	1419 x 750 mm
RL-180	1719 x 750 mm

Swivel arm CKV

TRESTON

Inclinable surface with brake. Made of steel, dissipative powder coating. Arm length 588 mm. Load capacity max. 15 kg. Mounting on a C-profile.

dpv*link* 1510

Article	L [mm]	W [mm]
	Swivel arm CKV	
CKV-400ESD	460	210

Series WB

Individual and ergonomic workstations. The L-shaped feet offer high mobility, height adjustment by socket screws, hand crank and electric motor.

Construction:
Base frame made of a powder-coated steel construction according RAL 7005/ 7038, with compensating feet.
Table plate 26 mm: chipboard core coated with ESD laminate.

In compliance with ESD standard DIN EN 61340-5-1

Work table WB

TRESTON

Height adjustment by socket screws, 700 - 1100 mm,
Load capacity approx. 250 kg.

dpv*link* 6776

Article	Tabletop dimensions
	Work table WB
WB-815ESD	800 x 1500 mm
WB-818ESD	800 x 1800 mm

Work table WB with hand crank

TRESTON

Height adjustment by hand crank, 700 - 1100 mm, load capacity approx. 250 kg.

WB-815C-ESD with cable tray WBCT 150
WB-818C-ESD with cable tray WBCT 180

dpv*link* 6779

Article	Tabletop dimensions
	Work table WB with hand crank
WB-815C-ESD	800 x 1800 mm
WB-818C-ESD	800 x 1800 mm

Work table WB with electric motor

TRESTON

Height adjustment by electric motor, 700 - 1100 mm, load capacity approx. 200 kg

WB-815EL-ESD with cable tray WBCT 150
WB-818EL-ESD with cable tray WBCT 180

dpv*link* 6782

Article	Tabletop dimensions
	Work table WB with electric motor
WB-815EL-ESD	800 x 1500 mm
WB-818EL-ESD	800 x 1800 mm

WB side worktop

TRESTON

For mounting on the righ tor left side of an WB work table.
Mounting either at the same height or lower.
Load capacity 50 kg.

dpv*link* 18554

Article	Tabletop dimensions
	WB side worktop
WB-804ST-ESD	800 x 400 mm

WB corner worktop

TRESTON

For mounting between two WB work tables.
No additional frame feet required.
Load capacity 50 kg.

dpv*link* 18556

Article	Tabletop dimensions
	WB corner worktop
WB-1212CT-ESD	1154 x 1154 mm

Attachment unit HSB

TRESTON

For hanging tools and fastening workplace lights. Mounting on upright profiles AL2X

dpv*link* 6765

Article	L [mm]
	Attachment unit HSB
HSB-110	1073
HSB-150	1500
HSB-180	1800

Upright profiles AL2X

TRESTON

For mounting accessories. Includes 2 vertical and 1 horizontal aluminium profile.
Height 900 mm.

dpv*link* 1545

Article	L [mm]	H [mm]
	Upright profiles AL2X	
AL2X-110W	1063	900
AL2X-150W	1489	900
AL2X-180W	1789	900

Frame AKK

TRESTON

For the combination with upright profiles AL2X. Includes one vertical and one horizontal aluminium profile. Height 500 mm.

dpv*link* 1549

Article	L [mm]	H [mm]
	Frame AKK	
AKK-150	1419	500
AKK-180	1719	500

Shelf ALH

TRESTON

Height adjustable shelf 26 mm. Load capacity approx. 50 kg. For mounting on upright profiles.

dpv*link* 1555

Article	L [mm]	D [mm]
	Shelf ALH	
ALH-110ESD	1073 mm	310 mm
ALH-150ESD	1500 mm	310 mm
ALH-180ESD	1800 mm	310 mm

Shelf ASH

TRESTON

Depth, height and tilt steplessly adjustable. Load capacity approx. 35 kg. ESD laminate, For mounting on the frame.

ASH-70 ESD suitable for WB-815/ WB-818 ESD
ASH-100 ESD suitable for WB-818 ESD

dpv*link* 1558

Article	L [mm]	D [mm]
	Shelf ASH	
ASH-70ESD	660 mm	400 mm
ASH-100ESD	960 mm	400 mm

Box rail BP

TRESTON

For storage boxes and part bins. Mounting on the frame.

dpv*link* 6769

Article	L [mm]
	Box rail BP
BP-70ESD	685
BP-100ESD	985

Perforated plate ARL

TRESTON

Plate made of powder-coated sheet steel. Holes 9 x 9 mm in a 38 mm grid. For mounting on the frame AKK.

dpv*link* 1566

Article	Tabletop dimensions
	Perforated plate ARL
ARL-70	500 x 670 mm
ARL-100	500 x 970 mm

DPV ELEKTRONIK

Weitere Artikel finden Sie unter www.compumet.ch

Swivel arm AKV

TRESTON

Inclinable surface with brake. Made of steel, dissipative powder coating. Arm length 590 mm. Load capacity max. 15 kg. Mounting on the upright profiles AL2X.

dpv*link* 1578

Article	L [mm]	W [mm]	H [mm]
	Swivel arm AKV		
AKV-400ESD	590	460	210

Swivel arm MA

TRESTON

The quick-release mechanism ist equipped with the standard mount suitable for all conventional **flat screens** (75x75 and 100x100). The arm is double articulated, turns through a radius of 180°, extends between 95-425 mm from the upright. For the mounting to TPH work tables, a connector AS2 is required. Load capacity 10 kg.

dpv*link* 18572

Article	Load capacity [kg]
	Swivel arm MA
MA	10 kg
AS2	

Swivel arm MA2

TRESTON

The quick-release mechanism ist equipped with the standard mount suitable for all conventional **flat screens** (75x75 and 100x100). The arm is double articulated, turns through a radius of 180°, extends between 95-425 mm from the upright. For the mounting to TPH work tables, a connector HKC-MA2 is required. Load capacity 15 kg.

dpv*link* 18575

Article	Load capacity [kg]
	Swivel arm MA2
MA2	15 kg

CC cable clip set

TRESTON

The cable clips hold cables etc. firmly and neatly in place along the work table frame. They snap in the 12 mm profile slots. Load capacity 15 kg.

dpv*link* 18579

Article	Load capacity [kg]
	CC cable clip set
CC-12	15 kg

Mobile workstation

Mobile workstation MLC

TRESTON

A laptop can be placed either on the work surface or in the enclosure underneath (only the screen is visible in this case). With many possibilities for mounting accessories, for keeping the work surface clear (mountable on the surrounding Euro).

Dimensions workstation (WxDxH): 590 x 540 x 800-1200 mm
Work surface dimensions: 520 x 370 x 25 mm
castors: Ø 125 mm, two with brake

dpv*link* 18581

Article	Type	W [mm]	D [mm]	H [mm]	Load capacity [kg]
MLC-405PG-ESD	Mobile workstation	590	540	800 - 1200	12 kg

Mobile workstation MLCT

NEU TRESTON

Mobile, ergonomic workstation that can be easily adjusted in height for ESD-protected environments (EPA).

Dimensions workstation (WxDxH): 600 x 500 x 760-1185 mm
castors: Ø 100 mm, 4 swivel castors, two with brake
Total load capacity: 40 kg, capacity of the work surface: 25 kg

dpv*link* 24728

Article	Type	W [mm]	D [mm]	H [mm]	Load capacity [kg]
MLCT-605PG-ESD	Mobile workstation MLCT	600	500	760 - 1185	25 kg

Accessories for mobile workstation MLC and MLCT

TRESTON

dpv*link* 18587

	Article	Type
	KH620N	Keyboard and mouse tray
	FH1	Folder tray
	FH3	Folder tray
	MH	Screen bracket
	MS	Swivel arm for screen
	MY	Tablet bracket

Concept Work tables

Concept work tables are designed for the requirements of the electronics industry, where ergonomic qualities are a very important requirement. There are many possible adjustments, all components fit together seamlessly, and all details are practical in use.

- ergonomic and weel adaptable to the users' needs
- flexible to modifications due to the modular structure
- suitable for heavy loads
- offers a wide range of accessories to meet any need
- grey laminate surface and edges
- thickness 25 mm
- conductive

In compliance with ESD standard DIN EN 61340-5-1

Concept complete table

TRESTON

Height adjustment with Allen screws 670-1120 mm.
Load capacity 500 kg. With ESD table top 1500 x 750 mm.

dpv*link* 19117

Article	Frame size
	Concept complete table
100.49037-ESD	750 x 1500 mm
100.49038-ESD	750 x 1800 mm

Concept work table complete with crank adjustment

TRESTON

Height adjustment 675-1125 mm.
Load capacity 200 kg. With ESD table top 1500 x 750 mm.

dpv*link* 19120

Article	Frame size
	Concept work table complete with crank adjustment
101.49037-ESD	750 x 1500 mm
101.49038-ESD	750 x 1800 mm

DPV ELEKTRONIK

Weitere Artikel finden Sie unter www.compumet.ch

Concept work table complete with electronic adjustment

TRESTON

Height adjustment 700-1100 mm.
Load capacity 400 kg. With ESD table top 1500 x 750 mm.

dpv*link* 19123

Article	Frame size
	Concept work table complete with electronic adjustment
103.49037-ESD	750 x 1500 mm
103.49038-ESD	750 x 1800 mm

Concept frame

TRESTON

Height adjustment with Allen screws 670-1120 mm.
Load capacity 200/500 kg. (without ESD table top)

dpv*link* 18701

Article	Frame size
	Concept frame
100.49015-ESD	600 x 1000 mm
100.49030-ESD	750 x 1000 mm
100.49062-ESD	900 x 1000 mm
100.49016-ESD	600 x 1200 mm
100.49031-ESD	750 x 1200 mm
100.49063-ESD	900 x 1200 mm
100.49017-ESD	600 x 1500 mm
100.49032-ESD	750 x 1500 mm
100.49064-ESD	900 x 1500 mm
100.49018-ESD	600 x 1800 mm
100.49033-ESD	750 x 1500 mm
100.49065-ESD	900 x 1800 mm
100.49019-ESD	600 x 2000 mm
100.49034-ESD	750 x 2000 mm
100.49066-ESD	900 x 2000 mm

Concept extension tables

TRESTON

(without ESD table top)

dpv*link* 18749

Article	Frame size
	Concept extension tables
112.49001-ESD	600 x 1500 mm
112.49002-ESD	750 x 1500 mm

Concept corner table frames

TRESTON

Corner table frame 111.49001-ESD for standard table with 600 mm depth
Corner table frame 111.49002-ESD for standard table with 750 mm depth

(without ESD table top)

dpv*link* 18754

Article	Frame size
	Concept corner table frames
111.49001-ESD	600 x 1000 mm
111.49002-ESD	600 x 1200 mm

Concept frame with crank adjustment

TRESTON

Height adjustment 675-1025 mm.
Load capacity 200 kg. (without ESD table top)

dpv*link* 18713

Article	Frame size
	Concept frame with crank adjustment
101.49015-ESD	600 x 1000 mm
101.49030-ESD	750 x 1000 mm
101.49062-ESD	900 x 1000 mm
101.49016-ESD	600 x 1200 mm
101.49031-ESD	750 x 1200 mm
101.49063-ESD	900 x 1200 mm
101.49017-ESD	600 x 1500 mm
101.49032-ESD	750 x 1500 mm
101.49064-ESD	900 x 1500 mm
101.49018-ESD	600 x 1800 mm
101.49033-ESD	750 x 1800 mm
101.49065-ESD	900 x 1800 mm

Concept frame with electric adjustment

TRESTON

Height adjustment 700-1100 mm.
Load capacity 400 kg. (without ESD table top)

dpv*link* 18722

Article	Frame size
	Concept frame with electric adjustment
103.49015-ESD	600 x 1000 mm
103.49030-ESD	750 x 1000 mm
103.49062-ESD	900 x 1000 mm
103.49016-ESD	600 x 1200 mm
103.49031-ESD	750 x 1200 mm
103.49063-ESD	900 x 1200 mm
103.49017-ESD	600 x 1500 mm
103.49032-ESD	750 x 1500 mm
103.49064-ESD	900 x 1500 mm
103.49033-ESD	750 x 1800 mm
103.49065-ESD	900 x 1800 mm
103.49019-ESD	600 x 2000 mm
103.49034-ESD	750 x 2000 mm
103.49066-ESD	900 x 2000 mm

DPV ELEKTRONIK

dpv*link* - Produkte schnell finden!
www.compumet.ch
z.B.: dpv*link* 21010 → dpv*link* 21010

Concept table tops

TRESTON

for Concept frame

dpv*link* 18733

Article	Tabletop dimensions
	Concept table tops
TT-10060-ESD	600 x 1000 mm
TT-10075-ESD	750 x 1000 mm
TT-10090-ESD	900 x 1000 mm
TT-12060-ESD	600 x 1200 mm
TT-12075-ESD	750 x 1200 mm
TT-12090-ESD	900 x 1200 mm
TT-15060-ESD	600 x 1500 mm
TT-15075-ESD	750 x 1500 mm
TT-15090-ESD	900 x 1500 mm
TT-18060-ESD	600 x 1800 mm
TT-18075-ESD	750 x 1800 mm
TT-18090-ESD	900 x 1800 mm
TT-20060-ESD	600 x 2000 mm
TT-20075-ESD	750 x 2000 mm
TT-20090-ESD	900 x 2000 mm

Concept trolley ESD

NEU TRESTON

- height adjustment with socket screw
- integrated base plate
- possible complement with additional shelf or drawer unit series 30

dpv*link* 25243

Article	W [mm]	D [mm]	H [mm]	Load capacity [kg]
	Concept trolley ESD			
CONT705-49	500	700	650 - 900	150

Accessories for Concept

Accessories are attached to the work tables by means of upright tubes or upright tube modules. The modules include upright tubes, horizontal tubes, corner bracket pairs and straight bracket. The upright tubes or modules are attached to the back of the table. **The modular size (M) refers to the distance between two upright tubes from the middle of the tube. It is used to find the appropriate accessories.**



Upright tube modules

TRESTON

dpv*link* 19302

Article	Type
	Höhe l=1359 mm / h=1075 mm
900.49001-ESD	**Upright tube module ESD, 1 x M750** suitable for Concept work tables with table width 1000, 1200, 1500, 1800, 2000
901.49001-ESD	**Upright tube module ESD, 1 x M900** suitable for Concept work tables with table width 1000, 1200, 1500, 1800, 2000
902.49001-ESD	**Upright tube module ESD, 2 x M500** suitable for Concept work tables with table width 1000, 1200
903.49001-ESD	**Upright tube module ESD, 2 x M750** suitable for Concept work tables with table width 1500, 1800, 2000
904.49001-ESD	**Upright tube module ESD, 2 x M900** suitable for Concept work tables with table width 1800, 2000
905.49001-ESD	**Upright tube module ESD, 3 x M500** suitable for Concept work tables with table width 1500, 1800, 2000
906.49001-ESD	**Upright tube module ESD, 4 x M500** suitable for Concept work tables with table width 2000
	Höhe l=1582 mm / h=1300 mm
900.49002-ESD	**Upright tube module ESD, 1 x M750** suitable for Concept work tables with table width 1000, 1200, 1500, 1800, 2000
901.49002-ESD	**Upright tube module ESD, 1 x M900** suitable for Concept work tables with table width 1000, 1200, 1500, 1800, 2000
902.49002-ESD	**Upright tube module ESD, 2 x M500** suitable for Concept work tables with table width 1000, 1200
903.49002-ESD	**Upright tube module ESD, 2 x M750** suitable for Concept work tables with table width 1500, 1800, 2000
904.49002-ESD	**Upright tube module ESD, 2 x M900** suitable for Concept work tables with table width 1800, 2000
905.49002-ESD	**Upright tube module ESD, 3 x M500** suitable for Concept work tables with table width 1500, 1800, 2000
906.49002-ESD	**Upright tube module ESD, 4 x M500** suitable for Concept work tables with table width 2000

DPV ELEKTRONIK

Weitere Artikel finden Sie unter www.compumet.ch

Upright tubes

TRESTON

dpv*link* 18756

Article	Type
860.02549-ESD	Upright tube 30 x 60 x 1582 mm (WxDxL)
860.14249-ESD	Upright tube 30 x 60 x 800 mm (WxDxL)
860.36749-ESD	Upright tube 30 x 60 x 996 mm (WxDxL)
860.99149-ESD	Upright tube 30 x 60 x 500 mm (WxDxL)
860.02449-ESD	Upright tube 30 x 60 x 1359 mm (WxDxL)

Horizontal tubes

TRESTON

dpv*link* 18784

Article	Type
860.81949-ESD	Horizontal tube M500
847.40249-ESD	Horizontal tube M750
840.10449-ESD	Horizontal tube M900

Corner bracket

TRESTON

dpv*link* 18785

Article	Type
848.33649-ESD	Corner bracket

Straight bracket

TRESTON

dpv*link* 18786

Article	Type
851.82749-ESD	Straight bracket

Light and balancer rail

TRESTON

Apart from work lights all luminaires are fixed to light/balancer rails. Balancer rails and sliding pieces facilitate the use of tools. A sliding piece is fitted to the light/balancer rail. **The frames have a load capacity of 15 kg.** Width front profil rail.

dpv*link* 18789

Article	Type
918.49001-ESD	Rail 2 x M500 [1000 mm]
918.49002-ESD	Rail 2 x M500/1500 [1500 mm]
918.49003-ESD	Rail 4 x M500 [2000 mm]
918.49004-ESD	Rail M750 [750 mm]
918.49005-ESD	Rail M750/1500 [1500 mm]
918.49006-ESD	Rail 2 x M750 [1500 mm]
918.49012-ESD	Rail 3 x M750 [2250 mm]
918.49007-ESD	Rail M900 [900 mm]
918.49008-ESD	Rail 2 x M900 [1800 mm]
918.49009-ESD	Rail M900/1500 [1500 mm]
918.49010-ESD	Rail M1200 [1200 mm]
918.49011-ESD	Rail M1350 [1350 mm]

Shelves

TRESTON

- Load capacity 50 kg

dpv*link* 18802

Article	Type	Tabletop dimensions
860.80449	Shelf M500 490 x 300 mm	490 x 300 mm
860.80549	Shelf M500 490 x 400 mm	490 x 400 mm
852.77049	Shelf M750 740 x 400 mm	740 x 400 mm
836.02849	Shelf M750 740 x 300 mm	740 x 300 mm
852.28349	Shelf M900 890 x 300 mm	890 x 300 mm
852.76949	Shelf M900 890 x 400 mm	890 x 400 mm

Adjustable shelves

TRESTON



- Load capacity 100 kg

dpv*link* 18810

Article	Type	Tabletop dimensions
920.49002	Adjustable shelf M500 470 x 650 mm	470 x 650 mm
920.49001	Adjustable shelf M500 470 x 505 mm	470 x 505 mm
920.49005	Adjustable shelf M750 720x505 mm	720 x 505 mm
920.49006	Adjustable shelf M750 720x650 mm	720 x 650 mm
920.49009	Adjustable shelf M900 870x505 mm	870 x 505 mm
920.49010	Adjustable shelf M900 870x650 mm	870 x 650 mm

Adjustable shelves with stepless depth ajustment

TRESTON

- Load capacity 50 kg
- stepless depth adjustment

dpv*link* 18819

Article	Type	Tabletop dimensions
920.49003	Adjustable shelf M500	470 x 505 mm
920.49004	Adjustable shelf M500	470 x 650 mm
920.49007	Adjustable shelf M750	720 x 505 mm
920.49008	Adjustable shelf M750	720 x 650 mm
920.49011	Adjustable shelf M750	870 x 505 mm
920.49012	Adjustable shelf M750	870 x 650 mm

Extendable shelves

TRESTON

- load capacity 30 kg

dpv*link* 19265

Article	Type	Tabletop dimensions
925.49002	Extendable shelf M750	720 x 390 mm
925.49003	Extendable shelf M900	870 x 390 mm

Tiltable document shelves

TRESTON



- load capacity 5 kg
- tilting 10 - 75°

dpv*link* 19266

Article	Type	Tabletop dimensions
860.80649	Tiltable document shelf M500	265 x 470 mm
860.11549	Tiltable document shelf M750	265 x 720 mm
860.39949	Tiltable document shelf M900	265 x 870 mm

Adjustable auxiliary shelf

TRESTON

Load capacity 15 kg, tilt angle 0-25°

dpv*link* 18828

Article	Type
927.49001	560 x 340
927.49002	605 x 405

Document holder

TRESTON

dpv*link* 18832

Article	Tabletop dimensions
928.49008	290 x 330 mm
928.49009	418 x 330 mm

Bin rail

TRESTON

for part bins and stacking bins

dpv*link* 19126

Article	Type
859.15049	Bin rail for M500
859.15149	Bin rail for M750
859.15249	Bin rail for M900

IT shelves

TRESTON

dpv*link* 18835

Article	Type
930.49001	Monitor shelf with arm
860.94249	Keyboard and mouse tray for LCD shelf
925.49001	Keyboard tray (attached to the table top)
860.90449	Keyboard tray for monitor shelf
860.90349	Keyboard and mouse tray for monitor shelf
930.49002	LCD monitor holder with double arm
860.94149	Keyboard tray for LCD holder

Perforated plate ESD

TRESTON



- hole size is 9 x 9 mm
- distance from hole center to hole center 38 mm
- attachment on the upright tubes

dpv*link* 20233

Article	Type
861.50149	**Perforated plate ESD for rear wall M500** 468 x 389 mm (WxH)
861.51249	**Perforated plate ESD for rear wall M750** 718 x 612 mm (WxH)
861.51449	**Perforated plate ESD for rear wall M750** 718 x 1003 mm (WxH)
861.51649	**Perforated plate ESD for rear wall M900** 871x 389 mm (WxH)
861.51149	**Perforated plate ESD for rear wall M750** 718 x 389 mm (WxH)

Steel rear wall ESD

TRESTON

dpv*link* 20237

Article	Type
861.54149	**Steel rear wall ESD for M500** 468 x 389 mm (WxH)
861.55049	**Steel rear wall ESD for M750** 718 x 194 mm (WxH)
861.55149	**Steel rear wall ESD for M750** 718 x 389 mm (WxH)
861.55249	**Steel rear wall ESD for M750** 718 x 389 mm (WxH)

Equipment tray ESD

TRESTON

dpv*link* 20239

Article	Type
928.49001P	**Equipment tray ESD 250x250x90 mm**
928.49002P	**Equipment tray ESD 500x250x125 mm**
928.49003P	**Equipment tray ESD 500x250x125 mm** with heavy load arm

DPV ELEKTRONIK

Weitere Artikel finden Sie unter www.compumet.ch

TED work tables

The Treston electric work table TED is equipped with a quick, silent and wide height adjustment. The ergonomic sit-stand desk is ideal for light-duty assembly work, packaging applications, research and development laboratories as well as engineering offices.

The work table can be customized with accessories providing more ergonomics, more space on the table and order. The desk withstands high loads at any height.

- wide **height adjustment range** 630–1270 mm (range **640 mm)**
- **quick and silent adjustment**
- four sizes: depth 800 mm, width 900, 1100, 1500, 1800 mm
- ESD version available
- can be adapted to different requirements with multiple accessories
- **load capacity** of the work table: **200 kg**, **load capacity** of above-desk add-ons: **80 kg**
- suitable for all standard applications

ESD work table TED - electrically height-adjustable

NEU TRESTON

- fast electrically height-adjustable
- low-noise engine
- large height adjustment range 630 - 1270 mm
- table capacity up to 200 kg
- ESD version

dpv*link* 25253

Article	Frame size
	ESD work table TED - electrically height-adjustable
TED809-49	800 x 900 mm
TED811-49	1100 x 800 mm
TED815-49	1500 x 800 mm
TED818-49	1800 x 800 mm

Accessories for ESD work table TED

NEU TRESTON

dpv*link* 25258

	Article	Type
	TTP400-49	**Upright tubes (pair) ESD 400mm suitable for ESD work table TED** • pair of upright tubes • with flange • fixation with screws on tabletop • height 400 mm
	TTP790-49	**Upright tubes (pair) ESD 790mm suitable for ESD work table TED** • pair of upright tubes • with flange • fixation with screws on tabletop • height 790 mm
	855.05749	**Fastening kit suitable for ESD work table TED** • suitable drawer units 30 and 35
	TCT-49	**ESD Cable tray for ESD work table TED** • hides cable below the worktop
	TDB-49	**ESD Display holder suitable for ESD work table TED** • adjustable display holder • for light duty
	ASSA5	**ESD Auxiliary steel shelf for bin rail suitable for ESD work table TED** • auxiliary steel shelf for A5 documents, adhesive tape dispenser or manual scanner • attachment to the bin rail
	ASSA5PP	**ESD Auxiliary steel shelf for perforated plate suitable for ESD work table TED** • auxiliary steel shelf 159 x 210 mm • for A5 documents, adhesive tape dispenser or manual scanner • attachment to perforated plates
	890.75649	**ESD Steel shelf 1500 x 300 suitable for ESD work table TED** • ESD steel shelf • 1500 x 300 mm (width x depth)
	890.75749	**ESD Steel shelf 1500 x 400 suitable for ESD work table TED** • ESD steel shelf • 1500 x 400 mm (width x depth)

Energy rails

Energy rails

NEU TRESTON

Energy rails for series TP/TPH, WB, Concept and TED

Supports for mounting on Treston work benches included

dpv*link* 25229

Article	Type
TPR3-001	**Energy rail TPR3-001** with 4 Schuko sockets and 2x USB charge socket Vertical mounting on vertical upright profiles, perforated plates, on or underneath the tabletop

dpv*link* 25229

Article	Type
TPR4-001	**Energy rail TPR4-001** with 6 Schuko sockets, switch and 2x USB charge socket Vertical mounting on vertical upright profiles, perforated plates, on or underneath the tabletop
TPR4-003	**Energy rail TPR4-003** with 6 Schuko sockets, switch, 2x USB charge socket and 2x network connector CAT6A Vertical mounting on vertical upright profiles, perforated plates, on or underneath the tabletop
TPR4-004	**Energy rail TPR4-004** with 6 Schuko sockets, switch and RCD Vertical mounting on vertical upright profiles, perforated plates, on or underneath the tabletop
TPR4-005	**Energy rail TPR4-005** with 6 Schuko sockets and switch Vertical mounting on vertical upright profiles, perforated plates, on or underneath the tabletop
TPR7-001	**Energy rail TPR7-001** with 5 Schuko sockets, switch and 2x USB charge socket Mounting on M750 upright tube or AL2X aluminum profile, on or underneath the tabletop
TPR7-003	**Energy rail TPR7-003** with 5 Schuko sockets, switch, 2x USB charge socket and 2x network connector CAT6A Mounting on M750 upright tube or AL2X aluminum profile, on or underneath the tabletop
TPR7-008	**Energy rail TPR7-008** with 4 Schuko sockets, switch, RCD and 2x USB charge socket Mounting on M750 upright tube or AL2X aluminum profile, on or underneath the tabletop
TPR9-001	**Energy rail TPR9-001** with 6 Schuko sockets, switch and 2x USB charge socket Mounting on M900 upright tube or AL2X aluminum profile, on or underneath the tabletop
TPR9-003	**Energy rail TPR9-003** with 6 Schuko sockets, switch, 2x USB charge socket and 2x network connector CAT6A Mounting on M900 upright tube or AL2X aluminum profile, on or underneath the tabletop
TPR9-010	**Energy rail TPR9-010** with 6 Schuko sockets, switch, RCD and 2x USB charge socket Mounting on M900 upright tube or AL2X aluminum profile, on or underneath the tabletop
TPR14-001	**Energy rail TPR14-001** with 6 Schuko sockets, switch and 2x USB charge socket Mounting on/underneath the tabletop/shelf
TPR14-010	**Energy rail TPR14-010** with 6 Schuko sockets, switch RCD and USB charge socket Mounting on/underneath the tabletop/shelf
TPR17-001	**Energy rail TPR17-001** with 6 Schuko sockets, switch and 2x USB charge socket Mounting on/underneath the tabletop/shelf
TPR17-010	**Energy rail TPR17-010** with 6 Schuko sockets, switch, RCD and 2x USB charge socket Mounting on/underneath the tabletop/shelf

Lighting NaturLite LED

Natural workstation lighting for industrial environments

Good, adjustable workstation lighting is essential for high work quality and the well-being of employees. The right amount of light at the right time also increases productivity and reduces errors in industrial environments.
Treston Naturlite LED is a natural workstation lighting solution providing individual controllability to industrial environments.

Achieve your full potential with:

- adjustable color shade
- adjustable brightness
- effective performance

Workstation light NaturLite LED Wing 500

TRESTON

The Treston NaturLite LED Wing 500 is a perfect sidelight solution providing a working area with or without shadows depending on the requirements of the currently performed task.

- color temperature 4000 K
- touch dimmer switch for on/off and dimming in the luminaire housing
- suitable for all workbenches of series TP, WB and Concept

dpv*link* 21602

Article	Type
TNL500W	**Workstation light NaturLite LED Wing 500** 430 x 120 x 50 mm (WxDxH) (+ fixation 95/120 mm)

DPV ELEKTRONIK

Weitere Artikel finden Sie unter www.compumet.ch

Workstation light NaturLite LED 900

The Treston NaturLite LED 900 fulfills all requirements of a high-quality industrial workstation lighting.

- color temperature 4000 K
- touch dimmer switch for on/off and dimming in the luminaire housing
- suitable for all workbenches of series TP, WB and Concept

dpv*link* 21598

Article	Type
TNL900	**Workstation light NaturLite LED 900** 900 x 120 x 50 mm (WxDxH)

Workstation light NaturLite LED 1200

The Treston NaturLite LED 1200 fulfills all requirements of a high-quality industrial workstation lighting.

- color temperature 4000 K
- one-touch dimmer switch for on/off and dimming in the luminaire housing
- suitable for all workbenches of series TP, WB and Concept

dpv*link* 21596

Article	Type
TNL1200	**Workstation light NaturLite LED 1200** 1180 x 120 x 50 mm (WxDxH)

Workstation light NaturLite LED Plus 1200

The Treston NaturLite LED Plus 1200 is as natural as artificial light can be. The turnable white allows the color temperature to be adjusted between 2700 K and 6500 K. The light is also dimmable, providing lighting that suits each individual person and the task in hand.

- turnable white: 2700 K - 6500 K
- control via mobile app or separate remote control
- suitable for all workbenches of series TP, WB and Concept

dpv*link* 21600

Article	Type
TNL1200P	**Workstation light NaturLite LED Plus 1200** 1180 x 120 x 50 mm (WxDxH)
	Accessories
TNLPR	Remote control for NaturLite LED Plus 1200P

Lighting IntoLite

Workstation lamp IntoLite LED

Treston LED workstation lamp TIL850 assures optimal light of good quality and has the basic features for an optimal illumination of the workstation.

A good and adjustable workstation lighting is of vital importance for the work quality and the well-being of the employees. The right amount of light at the right time also increases the productivity and reduces the risk of errors in industrial environment.s

- color temperature 4000 K
- LED service life 50,000 hours
- illumination of 1800 Lux (lumen per square meter)
- suitable for all work benches of the series TP, WB and Concept

dpv*link* 23995

Article	Type
TIL850	**Workstation lamp IntoLite LED** 850 x 67 x 80 mm (WxDxH)

Series LMC drawer units

Drawer unit LMC

New narrow drawer unit series. Modern industrial design. They are ideal for limited place capacities. The front walls and the handles are rounded. Load capacity approx. 15 kg per drawer

- Drawer height 100 mm
- Slide rails up to 75% opening
- Holder, central locking
- powder-coated sheet steel, RAL 7035
- Front wall made with MDF board
- Suitable for work tables of the series TP, TPH, and WB.

For WB tables we recommend the models LMC 01/LMC-02 ESD. The holder LMCK 2 is required for mounting on WB tables.

dpv*link* 1601

	Article Type
	LMC-01ESD **Drawer unit LMC-01 ESD** External dimensions: 460 x 370 x 140 mm / DxWxH with 1 drawer, height 100 mm
	LMC-02ESD **Drawer unit LMC-02 ESD** External dimensions: 460 x 370 x 245 mm / DxWxH with 2 drawers, height 100 mm
	LMC-04ESD **Drawer unit LMC-04 ESD** External dimensions: 460 x 370 x 455 mm / DxWxH with 4 drawers, height 100 mm
	LMC-04-DESD **Drawer unit LMC-04-D ESD** External dimensions: 460 x 370 x 455 mm / DxWxH with 1 drawer, height 100 mm and door height 300 mm.
	LMCK-2 **Holder LMCK 2** needed for mounting LMC drawer units at WB work tables.

DPV ELEKTRONIK

dpv*link* - Produkte schnell finden!
www.compumet.ch
z.B.: dpv*link* 21010 → dpv*link* 21010

Drawer units series 30 and 35

Drawer unit 30 and 35

TRESTON

These drawer units are mounted under a work table to provide storage space. You can choose a single drawer, two drawers or drawer cabinet. Additional drawers can be easily attached to each other. The drawers can be locked.

- drawer height 110/150 mm
- lockable
- load capacity 10 kg/drawer

dpv*link* 18605

Article
Type

859.33049
Drawer unit 30/15 ESD
1 drawer, height: 1 x 150 mm
External dimensions: 300 x 454 x 150 mm (W x D x H)
Internal dimensions: 255 x 400 x 120 mm (W x D x H)

859.34049
Drawer unit 30/22 ESD
2 drawers, height: 2 x 110 mm
External dimensions: 300 x 454 x 220 mm (W x D x H)
Internal dimensions: 255 x 400 x 75 mm (W x D x H)

860.97249
Drawer unit 35/47 ESD
1 drawer + cabinet, height: 1 x 110 mm + cabinet
External dimensions: 300 x 470 x 470 mm (W x D x H)
Internal dimensions: 300 x 400 x 70 mm (w x D x H)

Drawer units series 45

Drawer unit 45/14 and 45/26

TRESTON

Opening 100%. Internal dimensions of the drawers: 380x500x90 mm. External dimensions of the drawers: 450x520x140/260

dpv*link* 18769

Article	Type
603.49001	**Drawer unit standard 45/14-1** 1 drawer, height: 1 x 100 mm, load capacity 60 kg/drawer
604.49001	**Drawer unit standard 45/26-1** 2 drawers, height: 2 x 100 mm, load capacity 60 kg/drawer

Drawer unit 45/66

TRESTON

Centrally locked high-quality steel drawer units for the storage of tools and small components. Mounted with brackets under the work table. Also available as a trolley with castors. The drawer units are epoxy powder coated. Color grey (RAL 7035). Central locking. Full width drawer handle in anodized aluminiun. Smooth and quiet telescopic ball-bearing rails with opening of 375 mm. Drawer size 380x500 mm.

Gleitschienen bis 100% Auszug | Tragfähigkeit 60 Kg/Schublade

- drawer height 100/150/200/300 mm
- sliding rails up to 100 % pull-out
- load capacity 60 kg/drawer
- central locking
- available in 3 versions: standard, with plinth, with castors
- external dimensions:
  450 x 520 x 560 mm (standard)
  450 x 520 x 760 mm (with plinth)
  450 x 520 x 800 mm (with castors)

Drawer height	Internal dimensions
100 mm	380 x 500 x 90 mm
150 mm	380 x 500 x 140 mm
200 mm	380 x 500 x 190 mm
300 mm	380 x 500 x 290 mm

dpv*link* 18617

Article	Type
607.49101	**Drawer unit standard 45/66-1 ESD** 6 drawers, height: 6 x 100 mm
607.49102	**Drawer unit standard 45/66-2 ESD** 5 drawers, height: 3 x 100 mm, 2 x 150 mm
607.49103	**Drawer unit standard 45/66-3 ESD** 4 drawers, height: 1 x 100 mm, 2 x 150 mm, 1x 200 mm
607.49104	**Drawer unit standard 45/66-4 ESD** 4 drawers, height: 4 x 150 mm
607.49105	**Drawer unit standard 45/66-5 ESD** 5 drawers, height: 4 x 100 mm, 1 x 200 mm
607.49106	**Drawer unit standard 45/66-6 ESD** 4 drawers, height: 2 x 100 mm, 2 x 200 mm
607.49107	**Drawer unit standard 45/66-7 ESD** 3 drawers, height: 3 x 200 mm
607.49112	**Drawer unit standard 45/66-12 ESD** 4 drawers, height: 3 x 100 mm, 1 x 300 mm
607.49113	**Drawer unit standard 45/66-13 ESD** 3 drawers, height: 2 x 150 mm, 1 x 300 mm
607.49114	**Drawer unit standard 45/66-14 ESD** 3 drawers, height: 1 x 100 mm, 1 x 200 mm, 1x 300 mm
607.49115	**Drawer unit standard 45/66-15 ESD** 2 drawers, height: 2 x 300 mm
607.49201	**Drawer unit with plinth 45/66-1 ESD** 6 drawers, height: 6 x 100 mm
607.49202	**Drawer unit with plinth 45/66-2 ESD** 5 drawers, height: 3 x 100 mm, 2 x 150 mm
607.49203	**Drawer unit with plinth 45/66-3 ESD** 4 drawers, height: 1 x 100 mm, 2 x 150 mm, 1x 200 mm
607.49204	**Drawer unit with plinth 45/66-4 ESD** 4 drawers, height: 4 x 150 mm
607.49205	**Drawer unit with plinth 45/66-5 ESD** 5 drawers, height: 4 x 100 mm, 1 x 200 mm
607.49206	**Drawer unit with plinth 45/66-6 ESD** 4 drawers, height: 2 x 100 mm, 2 x 200 mm
607.49207	**Drawer unit with plinth 45/66-7 ESD** 3 drawers, height: 3 x 200 mm
607.49212	**Drawer unit with plinth 45/66-12 ESD** 4 drawers, height: 3 x 100 mm, 1 x 300 mm
607.49213	**Drawer unit with plinth 45/66-13 ESD** 3 drawers, height: 2 x 150 mm, 1 x 300 mm
607.49214	**Drawer unit with plinth 45/66-14 ESD** 3 drawers, height: 1 x 100 mm, 1 x 200 mm, 1x 300 mm
607.49215	**Drawer unit with plinth 45/66-15 ESD** 2 drawers, height: 2 x 300 mm

DPV ELEKTRONIK

Weitere Artikel finden Sie unter www.compumet.ch

dpv*link* 18617

Article	Type
607.49301	**Drawer unit with castors 45/66-1 ESD** 6 drawers, height: 6 x 100 mm
607.49302	**Drawer unit with castors 45/66-2 ESD** 5 drawers, height: 3 x 100 mm, 2 x 150 mm
607.49303	**Drawer unit with castors 45/66-3 ESD** 4 drawers, height: 1 x 100 mm, 2 x 150 mm, 1x 200 mm
607.49304	**Drawer unit with castors 45/66-4 ESD** 4 drawers, height: 4 x 150 mm
607.49305	**Drawer unit with castors 45/66-5 ESD** 5 drawers, height: 4 x 100 mm, 1 x 200 mm
607.49306	**Drawer unit with castors 45/66-6 ESD** 4 drawers, height: 2 x 100 mm, 2 x 200 mm
607.49307	**Drawer unit with castors 45/66-7 ESD** 3 drawers, height: 3 x 200 mm

- further versions available -

Drawer unit 45/56

TRESTON

dpv*link* 23068

Article	Type
606.49111	**Drawer unit standard 45/56-1 ESD** 2 drawers, height: 1 x 100 mm, 1 x 300 mm
606.49103	**Drawer unit standard 45/56-3 ESD** 4 drawers, height: 3 x 100 mm, 1 x 200 mm
606.49104	**Drawer unit standard 45/56-4 ESD** 3 drawers, height: 1 x 100 mm, 2 x 200 mm
606.49107	**Drawer unit standard 45/56-7 ESD** 3 drawers, height: 2 x 150 mm, 1 x 200 mm
606.49202	**Drawer unit with plinth 45/56-2 ESD** 4 drawers, height: 2 x 100 mm, 2 x 150 mm
606.49203	**Drawer unit with plinth 45/56-3 ESD** 4 drawers, height: 3 x 100 mm, 1 x 200 mm
606.49204	**Drawer unit with plinth 45/56-4 ESD** 3 drawers, height: 1 x 100 mm, 2 x 200 mm
606.49207	**Drawer unit with plinth 45/56-7 ESD** 3 drawers, height: 2 x 150 mm, 1 x 200 mm
606.49211	**Drawer unit with plinth 45/56-11 ESD** 2 drawers, height: 1 x 100 mm, 1 x 300 mm
606.49301	**Drawer unit with castors 45/56-1 ESD** 5 drawers, height: 5 x 100 mm
606.49302	**Drawer unit with castors 45/56-2 ESD** 4 drawers, height: 2 x 100 mm, 2 x 150 mm
606.49303	**Drawer unit with castors 45/56-3 ESD** 4 drawers, height: 3 x 100 mm, 1 x 200 mm
606.49304	**Drawer unit with castors 45/56-4 ESD** 3 drawers, height: 1 x 100 mm, 2 x 200 mm
606.49307	**Drawer unit with castors 45/56-7 ESD** 3 drawers, height: 2 x 150 mm, 1 x 200 mm

Fastening sets for drawer units 30, 35 and 45

TRESTON

The fastening set must be chosen as per table model. In case of the work tables WB/TP, the fastening set is already included.

854.46349 **is not suitable** for motorized Concept work tables with a depth of 600 mm and tables with crank for 600 mm deep Concept work tables!!!

dpv*link* 18846

Article	Type
854.46349	**for motorized Concept table**
855.05449	**for 700 mm and 900 mm TP work table**

Cover

TRESTON

Is needed to prevent reaching (from above) in to the drawer units from the stock range (only required for mounting to WB work tables).

dpv*link* 19022

Article	Type
855.06049	**Cover**

Universal cabinets

Shelf cabinet ESD with double doors

TRESTON

- high-quality sectional steel shelf cabinet
- with conductive epoxy powder coating
- color: light grey, RAL 7035
- standard equipment: cabinet lock with two keys
- sturdy double doors
- 2 or 4 shelves, adjustable feet
- steel cabinet plinth, welded
- after removing the plinth panel, the cabinet can be transported with fork-lift or lift truck
- high load capacity per shelf 100 kg.
- Typical bleeder resistance $R_G = 10^6 - 10^8$ Ohm

Type 2 - 2 shelves

Type 4 - 4 shelves

dpv*link* 18583

Article	Ausführung	T	B	H [mm]
C-305.49001	Shelf cabinet ESD, type 2	425	800	1000
C-309.49001	Shelf cabinet ESD, type 4	425	800	2000

Accessories for shelf cabinet ESD

TRESTON

dpv*link* 18595

Article	Ausführung	T	B	H [mm]
854.34549	Shelf 80	396	730	32
854.34649	Drawer 80	362	730	90
835.63349	Perforated plate		763	640

ESD Rack system Treston

Color: light grey (RAL 7035), with electrostatically conductive epoxy coating
In compliance with ESD standard DIN EN 61340-5-1

Robust, conductive ESD rack system for storing electronic components. Can be combined individually, easy to install and to extend due to modular structure.

ESD Rack system basic combinations

TRESTON

Frame incl. 6 ESD shelves (load capacity 150kg/per shelf)

dpv*link* 19267

Article	D [mm]	W [mm]	H [mm]	Shelves	Load capacity [kg]
ESD Rack system basic combinations					
313.49001	300	824	2000	6	150
314.49001	400	824	2000	6	150
313.49002	300	1024	2000	6	150
314.49003	400	1024	2000	6	150
315.49001	500	1024	2000	6	150
316.49001	600	1024	2000	6	150
314.49002	400	824	2400	6	150
314.49004	400	1024	2400	6	150
315.49002	500	1024	2400	6	150
316.49002	600	1024	2400	6	150

ESD Rack system extension combinations

TRESTON

Extension rack incl. 6 ESD shelves (load capacity 150kg/per shelf)

dpv*link* 19278

Article	D [mm]	W [mm]	H [mm]	Shelves	Load capacity [kg]
ESD Rack system extension combinations					
323.49001	300	804	2000	6	150
324.49001	400	804	2000	6	150
323.49002	300	1004	2000	6	150
324.49003	400	1004	2000	6	150
325.49001	500	1004	2000	6	150
326.49001	600	1004	2000	6	150
324.49002	400	804	2400	6	150
324.49004	400	1004	2400	6	150
325.49002	500	1004	2400	6	150
326.49002	600	1004	2400	6	150

ESD Rack system shelves

TRESTON

dpv*link* 19289

Article	Abmessung TxB[mm]
ESD Rack system shelves	
852.23549	800 / 300
852.23449	800 / 400
852.17549	1000 / 300
852.23149	1000 / 400
852.18549	1000 / 500
852.18749	1000 / 600

ESD Rack system RS

Sturdy ESD rack system -
ideal for warehouse equipment in electronics industry

- Individually extendable by modular design
- Easy and fast assembly by plug-in mounting
- Shelves adjustable in 50 mm steps (without screws)
- Tilt height of the shelves 40 mm
- galvanized surface, additional ESD coating, color: light grey
- special coating avoids dust attraction
- Made in Germany
- height 2000 mm = bay load 1600 kg | height 2500 mm = bay load 1000 kg

Defined bleeder resistance of the storage surface of 10^4 to 10^9 Ω
according to DIN EN 61340-5-1:2008

Test method according to DIN EN 61340-2-3:2016

ESD Basic rack RS1

The basic rack comprises 2 upright frames, 5/6 shelves and 1 cross bracing

dpv*link* 16958

Article	D [mm]	W [mm]	H [mm]	Shelves	Load capacity [kg]
RS1-20410.ESD	435	1060	2000	5	145
RS1-20413.ESD	435	1360	2000	5	180
RS1-20510.ESD	535	1060	2000	5	140
RS1-20513.ESD	535	1360	2000	5	180
RS1-20610.ESD	635	1060	2000	5	140
RS1-20613.ESD	635	1360	2000	5	180
RS1-25410.ESD	435	1060	2500	6	145
RS1-25413.ESD	435	1360	2500	6	180
RS1-25510.ESD	535	1060	2500	6	140
RS1-25513.ESD	535	1360	2500	6	180
RS1-25610.ESD	635	1060	2500	6	140
RS1-25613.ESD	635	1360	2500	6	180

Weitere Artikel finden Sie unter www.compumet.ch

ESD Extension rack RS1

The extension rack comprises 2 upright frame and 5/6 shelves and 1 cross bracing

dpv*link* 16963

Article	D [mm]	W [mm]	H [mm]	Shelves	Load capacity [kg]
RS1A-20410.ESD	435	1010	2000	5	145
RS1A-20413.ESD	435	1310	2000	5	180
RS1A-20510.ESD	535	1010	2000	5	140
RS1A-20513.ESD	535	1310	2000	5	180
RS1A-20610.ESD	635	1010	2000	5	140
RS1A-20613.ESD	635	1310	2000	5	180
RS1A-25410.ESD	435	1010	2500	6	145
RS1A-25413.ESD	435	1310	2500	6	180
RS1A-25510.ESD	535	1010	2500	6	140
RS1A-25513.ESD	535	1310	2500	6	180
RS1A-25610.ESD	635	1010	2500	6	140
RS1A-25613.ESD	635	1310	2500	6	180

Accessories for rack system RS1

dpv*link* 16976

Article	Type
RS1-F410.ESD	**Shelf RS1-F410** Dimensions: 1000 x 400 x 40 mm
RS1-F413.ESD	**Shelf RS1-F413** Dimensions: 1300 x 400 x 40 mm
RS1-F510.ESD	**Shelf RS1-F510** Dimensions: 1000 x 500 x 40 mm
RS1-F513.ESD	**Shelf RS1-F513** Dimensions: 1300 x 500 x 40 mm
RS1-F610.ESD	**Shelf RS1-F610** Dimensions: 1000 x 600 x 40 mm
RS1-F613.ESD	**Shelf RS1-F613** Dimensions: 1300 x 600 x 40 mm
RS1-FH	**Shelf holder RS1-FH** (4 pieces for each shelf required)

Shelf rack system

Very stable screwed industrial rack system. Easy assembly. A basic rack can be extended by extension racks. Two different widths, 5 different depths and heights up to 3 m available.

The industrial shelf racks are made of galvanized steel, shelves are height adjustable in a distance of 25 mm.

Technical data

Load capacity:	200 kg / shelf
Shelf height:	2000, 2500, 3000 mm
Bottom width:	1000 and 1300 mm
Base depth:	300, 400, 500, 600, 800 mm
Tilt height shelves:	40 mm
Maximum bay load:	1000, 1200, 1400 kg
Overall stabilization:	by corner plates

- also available as a plug-in system on request -

Besondere Stabilität auch bei hohen Lasten werden durch spezielle Eckplatten erzielt.

Rack system height 2000 mm

Bay load: 1000 kg, shelf load capacity: 200 kg, material: galvanized steel

dpv*link* 3275

Article	D [mm]	W [mm]	H [mm]	Shelves	Type
WZG-20310-M	300	1000	2000	5	Basic rack
WZA-20310-M	300	1000	2000	5	Extension rack
WZG-20410-M	400	1000	2000	5	Basic rack
WZA-20410-M	400	1000	2000	5	Extension rack
WZG-20510-M	500	1000	2000	5	Basic rack
WZA-20510-M	500	1000	2000	5	Extension rack
WZG-20610-M	600	1000	2000	5	Basic rack
WZA-20610-M	600	1000	2000	5	Extension rack
WZG-20810-M	800	1000	2000	5	Basic rack
WZA-20810-M	800	1000	2000	5	Extension rack
WZG-20313-M	300	1300	2000	5	Basic rack
WZA-20313-M	300	1300	2000	5	Extension rack
WZG-20413-M	400	1300	2000	5	Basic rack
WZA-20413-M	400	1300	2000	5	Extension rack
WZG-20513-M	500	1300	2000	5	Basic rack
WZA-20513-M	500	1300	2000	5	Extension rack
WZG-20613-M	600	1300	2000	5	Basic rack
WZA-20613-M	600	1300	2000	5	Extension rack
WZG-20813-M	800	1300	2000	5	Basic rack
WZA-20813-M	800	1300	2000	5	Extension rack

Rack system height 2500 mm

Bay load: 1200 kg, shelf load capacity: 200 kg, material: galvanized steel

dpv*link* 3297

Article	D [mm]	W [mm]	H [mm]	Shelves	Type
WZG-25310-M	300	1000	2500	6	Basic rack
WZA-25310-M	300	1000	2500	6	Extension rack
WZG-25410-M	400	1000	2500	6	Basic rack
WZA-25410-M	400	1000	2500	6	Extension rack
WZG-25510-M	500	1000	2500	6	Basic rack
WZA-25510-M	500	1000	2500	6	Extension rack
WZG-25610-M	600	1000	2500	6	Basic rack
WZA-25610-M	600	1000	2500	6	Extension rack
WZG-25810-M	800	1000	2500	6	Basic rack
WZA-25810-M	800	1000	2500	6	Extension rack
WZG-25313-M	300	1300	2500	6	Basic rack
WZA-25313-M	300	1300	2500	6	Extension rack
WZG-25413-M	400	1300	2500	6	Basic rack
WZA-25413-M	400	1300	2500	6	Extension rack
WZG-25513-M	500	1300	2500	6	Basic rack
WZA-25513-M	500	1300	2500	6	Extension rack
WZG-25613-M	600	1300	2500	6	Basic rack
WZA-25613-M	600	1300	2500	6	Extension rack
WZG-25813-M	800	1300	2500	6	Basic rack
WZA-25813-M	800	1300	2500	6	Extension rack

Rack system height 3000 mm

Bay load: 1400 kg, shelf load capacity: 200 kg, material: galvanized steel

dpv*link* 3384

Article	D [mm]	W [mm]	H [mm]	Shelves	Type
WZG-30310-M	300	1000	3000	7	Basic rack
WZA-30310-M	300	1000	3000	7	Extension rack
WZG-30410-M	400	1000	3000	7	Basic rack
WZA-30410-M	400	1000	3000	7	Extension rack
WZG-30510-M	500	1000	3000	7	Basic rack
WZA-30510-M	500	1000	3000	7	Extension rack
WZG-30610-M	600	1000	3000	7	Basic rack
WZA-30610-M	600	1000	3000	7	Extension rack
WZG-30810-M	800	1000	3000	7	Basic rack
WZG-30313-M	300	1300	3000	7	Basic rack
WZA-30313-M	300	1300	3000	7	Extension rack
WZG-30413-M	400	1300	3000	7	Basic rack
WZA-30413-M	400	1300	3000	7	Extension rack
WZG-30513-M	500	1300	3000	7	Basic rack
WZA-30513-M	500	1300	3000	7	Extension rack
WZG-30613-M	600	1300	3000	7	Basic rack
WZA-30613-M	600	1300	3000	7	Extension rack
WZG-30813-M	800	1300	3000	7	Basic rack
WZA-30813-M	800	1300	3000	7	Extension rack

Additional shelves

Additional shelves including screws and nuts

Racks with a shelf load of 350 kg and racks with plug-in system available on request

dpv*link* 3407

Article	Typ	T [mm]	B [mm]
	Additional shelves		
Z-10030-M	shelf	1000	300
Z-10040-M	shelf	1000	400
Z-10050-M	shelf	1000	500
Z-10060-M	shelf	1000	600
Z-10080-M	shelf	1000	800
Z-13030-M	shelf	1300	300
Z-13040-M	shelf	1300	400
Z-13050-M	shelf	1300	500
Z-13060-M	shelf	1300	600
Z-13080-M	shelf	1300	800

Racks also available as plug system ++on reqeust++

Conductive wheels and castors

The use of electrically conductive wheels and castors in ESD areas is essential to ensure maximum safety. They provide a safe dissipation of existing charges via the floor. There are different sizes and types according to the different requirements. When choosing the right wheel or castor, the tire equipment is of crucial importance, because the load capacity and the resistance of the castor depend on the right tires.

Auf diesen Seiten verwendete Piktogramme:

Series 550

The wheels and apparatus castors of the 550 series are made of solid rubber and electrically conductive. The bracket is made of galvanized sheet steel. A plasticizer diffusion can lead to a discoloration of the floor (hardness approx. 80° - 85° Shore A).

In compliance with ESD standard DIN EN 61340-5-1

ESD Apparatus castor

Wheel: wheel body made of polypropylene (polyamide = AK series) with ball bearing; rubber tread, black, electrically conductive

A plasticizer diffusion can lead to a disoloration of the floor, hardness approx. 80° - 85° Shore A

In compliance with ESD standard DIN EN 61340-5-1

dpv*link* 10726

Article					
	ESD Apparatus castor				
502.050.EL	50 mm	18 mm	6 mm	22 mm	40 kg
502.075.EL	75 mm	23 mm	6 mm	27 mm	50 kg
502.100.EL	100 mm	23 mm	8 mm	29 mm	65 kg
502.AK100.EL	100 mm	32 mm	8 mm	36 mm	80 kg
502.AK125.EL	125 mm	32 mm	8 mm	36 mm	100 kg

DPV ELEKTRONIK

Weitere Artikel finden Sie unter www.compumet.ch

ESD Apparatus swivel castor with bolt hole

Bracket: light pressed sheet steel bracket, galvanized; fork head with double ball bearing; with bolt hole

Wheel: wheel body made of polypropylene (polyamide = AK series) with ball bearing; rubber tread, black, electrically conductive

A plasticizer diffusion can lead to a discoloration of the floor, hardness approx. 80° - 85° Shore A

In compliance with ESD standard DIN EN 61340-5-1

dpv*link* 10748

Rülo

Article						
ESD Apparatus swivel castor with bolt hole						
503.050.EL	50 mm	18 mm	71 mm	21 mm	10.2 mm	40 kg
503.075.EL	75 mm	23 mm	101 mm	25 mm	10.2 mm	50 kg
503.100.EL	100 mm	23 mm	122 mm	32 mm	10.2 mm	65 kg

ESD Apparatus swivel castor with bolt hole - double stop

Bracket: light pressed sheet steel bracket, galvanized; fork head with double ball bearing; with double stop; with bolt hole

Wheel: wheel body made of polypropylene (polyamide = AK series) with ball bearing; rubber tread, black, electrically conductive

A plasticizer diffusion can lead to a discoloration of the floor, hardness approx. 80° - 85° Shore A

In compliance with ESD standard DIN EN 61340-5-1

dpv*link* 12216

Rülo

Article						
ESD Apparatus swivel castor with bolt hole - double stop						
503.050.DS.EL	50 mm	18 mm	71 mm	21 mm	10.2 mm	40 kg
503.075.DS.EL	75 mm	23 mm	101 mm	25 mm	10.2 mm	50 kg
503.100.DS.EL	100 mm	23 mm	122 mm	32 mm	10.2 mm	65 kg

Heavy ESD Apparatus swivel castor with bolt hole

Bracket: heavy pressed sheet steel bracket, galvanized; fork head with double ball bearing; with bolt hole

Wheel: wheel body made of polypropylene (polyamide = AK series) with ball bearing; rubber tread, black, electrically conductive

A plasticizer diffusion can lead to a discoloration of the floor, hardness approx. 80° - 85° Shore A

In compliance with ESD standard DIN EN 61340-5-1

dpv*link* 10754

Rülo

Article						
Heavy ESD Apparatus swivel castor with bolt hole						
503.AK100.EL	100 mm	32 mm	135 mm	39 mm	12.2 mm	90 kg
503.AK125.EL	125 mm	32 mm	159 mm	42 mm	12.2 mm	110 kg

Heavy ESD Apparatus swivel castor with bolt hole - double stop

Bracket: heavy pressed sheet steel bracket, galvanized; fork head with double ball bearing; with double stop; with bolt hole

Wheel: wheel body made of polypropylene (polyamide = AK series) with ball bearing; rubber tread, black, electrically conductive

A plasticizer diffusion can lead to a discoloration of the floor, hardness approx. 80° - 85° Shore A

In compliance with ESD standard DIN EN 61340-5-1

dpv*link* 10755

Rülo

Article						
Heavy ESD Apparatus swivel castor with bolt hole - double stop						
503.AK100.DS.EL	100 mm	32 mm	135 mm	34 mm	12.2 mm	80 kg
503.AK125.DS.EL	125 mm	32 mm	159 mm	41 mm	12.2 mm	100 kg

ESD Apparatus swivel castor with top plate

Bracket: light pressed sheet steel bracket, galvanized; fork head with double ball bearing; with top plate.
Wheel: wheel body made of polypropylene (polyamide = AK series) with ball bearing; rubber tread, black, electrically conductive

A plasticizer diffusion can lead to a discoloration of the floor, hardness approx. 80° - 85° Shore A

In compliance with ESD standard DIN EN 61340-5-1

dpv*link* 10725

Article							
ESD Apparatus swivel castor with top plate							
504.050.EL	50 mm	18 mm	71 mm	60 x 60 mm	38 x 46 mm	6.2 mm	40 kg
504.075.EL	75 mm	23 mm	101 mm	60 x 60 mm	38 x 46 mm	6.2 mm	50 kg
504.100.EL	100 mm	23 mm	122 mm	60 x 60 mm	38 x 46 mm	6.2 mm	65 kg

Heavy ESD Apparatus swivel castor with top plate

Bracket: heavy pressed sheet steel bracket, galvanized; fork head with double ball bearing; bolted axle; with top plate.
Wheel: wheel body made of polypropylene (polyamide = AK series) with ball bearing; rubber tread, black, electrically conductive

A plasticizer diffusion can lead to a discoloration of the floor, hardness approx. 80° - 85° Shore A

In compliance with ESD standard DIN EN 61340-5-1

Screw hole distance: 56-62 x 47-52 mm

dpv*link* 10738

Article	mm	mm	mm	mm	mm	mm	kg
Heavy ESD Apparatus swivel castor with top plate							
504.AK100.EL	100	32	138	77x67	see above	8,5	90
504.AK125.EL	125	32	161	77x67	see above	8,5	110

DPV ELEKTRONIK

dpv*link* - Produkte schnell finden!
www.compumet.ch
z.B.: dpv*link* 21010 → dpv*link* 21010

ESD Apparatus swivel castor with top plate - double stop

Bracket: light pressed sheet steel bracket, galvanized; fork head with double ball bearing; with double stop; with top plate.
Wheel: wheel body made of polypropylene (polyamide = AK series) with ball bearing; rubber tread, black, electrically conductive

A plasticizer diffusion can lead to a discoloration of the floor, hardness approx. 80° - 85° Shore A

In compliance with ESD standard DIN EN 61340-5-1

dpv*link* 10729

Article	mm	mm	mm	mm	mm	mm	kg
ESD Apparatus swivel castor with top plate - double stop							
504.050.DS.EL	50	18	71	60x60	38-46	6,2	40
504.075.DS.EL	75	23	101	60x60	38-46	6,2	50
504.100.DS.EL	100	24	122	60x60	38-46	6,2	65

Heavy ESD Apparatus swivel castor with top plate - double stop

Bracket: heavy pressed sheet steel bracket, galvanized; fork head with double ball bearing; bolted axle; with double stop; with top plate.
Wheel: wheel body made of polypropylene (polyamide = AK series) with ball bearing; rubber tread, black, electrically conductive

A plasticizer diffusion can lead to a discoloration of the floor, hardness approx. 80° - 85° Shore A

In compliance with ESD standard DIN EN 61340-5-1

Screw hole distance: 56-62 x 47-52 mm

dpv*link* 10721

Article	mm	mm	mm	mm	mm	mm	kg
Heavy ESD Apparatus swivel castor with top plate - double stop							
504.AK100.DS.EL	100	32	138	77x67	see above	8,5	90
504.AK125.DS.EL	125	32	161	77x67	see above	8,5	110

ESD Apparatus fixed castor with top plate

Bracket: light pressed sheet steel bracket, galvanized; fork head with double ball bearing; with top plate.
Wheel: wheel body made of polypropylene (polyamide = AK series) with ball bearing; rubber tread, black, electrically conductive

A plasticizer diffusion can lead to a discoloration of the floor, hardness approx. 80° - 85° Shore A

In compliance with ESD standard DIN EN 61340-5-1

dpv*link* 10741

Article	mm	mm	mm	mm	mm	mm	kg
ESD Apparatus fixed castor with top plate							
505.050.EL	50	18	71	60x60	38-46	6,2	40
505.075.EL	75	23	101	60x60	38-46	6,2	50
505.100.EL	100	23	122	60x60	38-46	6,2	65

Heavy ESD Apparatus fixed castor with top plate

Bracket: heavy pressed sheet steel bracket, galvanized; fork head with double ball bearing; with top plate.
Wheel: wheel body made of polypropylene (polyamide = AK series) with ball bearing; rubber tread, black, electrically conductive

A plasticizer diffusion can lead to a discoloration of the floor, hardness approx. 80° - 85° Shore A

In compliance with ESD standard DIN EN 61340-5-1

Screw hole distance: 56-62 x 47-52 mm

dpv*link* 10745

Article	mm	mm	mm	mm	mm	mm	kg
Heavy ESD Apparatus fixed castor with top plate							
505.AK100.EL	100	32	138	77x67	see above	8,5	90
505.AK125.EL	125	32	161	77x67	see above	8,5	110

Series 500

The wheels and castors of the 500 series are equipped with solid rubber tires and are electrically conductive. The bracket is made of galvanized sheet steel. A plasticizer diffusion can lead to a discoloration of the floor (hardness approx. 80° - 85° Shore A).

In compliance with ESD standard DIN EN 61340-5-1

ESD Wheels, solid rubber

Wheel body made of sheet steel with roller bearing, equipped with solid rubber tires, electrically conductive (EC)

A plasticizer diffusion can lead to a discoloration of the floor, hardness approx. 80° - 85° Shore A

dpv*link* 3194

Article	mm	mm	mm	mm	kg
ESD Wheels, solid rubber					
522.080.EL	80	30	12	40	50
522.100.EL	100	30	12	40	70
522.125.EL	125	38	15	50	100
522.160.EL	160	40	20	60	135
522.200.EL	200	50	20	60	205

Axle tubes suitable for series 500

dpv*link* 3212

Article	aussen/innen Ø [mm]	Länge [mm]
Axle tubes suitable for series 500		
522.AR12-8.41	12/8	41
522.AR12-8.51	12/8	51
522.AR15-10.51	15/10	51
522.AR15-12.51	15/12	51
522.AR20-12.61	20/12	61

DPV ELEKTRONIK

Weitere Artikel finden Sie unter www.compumet.ch

ESD Swivel castors with bolt hole

Wheel: Wheel body made of sheet steel with roller bearing. Equipped with electrically conductive solid rubber tires (EC).

Bracket: sheet steel bracket galvanized, pivot bearing with double ball ring, bolt hole 12 mm, bolted axle

A plasticizer diffusion can lead to a discoloration of the floor, hardness approx. 80° - 85° Shore A

dpv*link* 3234 Article	mm	mm	mm	mm	Rülo mm	kg
ESD Swivel castors with bolt hole						
523.080.EL	80	30	99	36	12	50
523.100.EL	100	30	124	36	12	70
523.125.EL	125	38	154	36	12	100
523.160.EL	160	40	186	55	12	135
523.200.EL	200	50	232	55	12	205

ESD Swivel castors with bolt hole - double stop

Wheel: Wheel body made of sheet steel with roller bearing. Equipped with electrically conductive solid rubber tires (EC).

Bracket: sheet steel bracket galvanized, pivot bearing with double ball ring, bolt hole 12 mm, bolted axle, with double stop/lock

A plasticizer diffusion can lead to a discoloration of the floor, hardness approx. 80° - 85° Shore A

dpv*link* 3256 Article	mm	mm	mm	mm	Rülo mm	kg
ESD Swivel castors with bolt hole - double stop						
523.080.DS.EL	80	30	99	36	12	50
523.100.DS.EL	100	30	124	36	12	70
523.125.DS.EL	125	38	154	36	12	100
523.160.DS.EL	160	40	186	55	12	135
523.200.DS.EL	200	50	232	55	12	205

ESD Swivel castors with top plate

Wheel: Wheel body made of steel sheet with roller bearing. Equipped with electrically conductive solid rubber tires (EC).

Bracket: sheet steel bracket galvanized, pivot bearing mounted with bolted axle and double ball ring.

A plasticizer diffusion can lead to a discoloration of the floor, hardness approx. 80° - 85° Shore A

dpv*link* 3278 Article	mm	mm	mm	mm	mm	mm	kg
ESD Swivel castors with top plate							
524.080.EL	80	30	100	105 x 80	80 x 60	9	50
524.100.EL	100	30	125	105 x 80	80 x 60	9	70
524.125.EL	125	37	155	105 x 80	80 x 60	9	100
524.160.EL	160	40	190	135 x 110	105 x 80	11	135
524.200.EL	200	50	235	135 x 110	105 x 80	11	205

ESD Swivel castors with top plate - double stop

Wheel: wheel body made of sheet steel with roller bearing. Equipped with electrically conductive solid rubber tires (EC).

Bracket: sheet steel bracket galvanized, pivot bearing with double ball ring, bolted axle, with double stopp/lock

A plasticizer diffusion can lead to a discoloration of the floor, hardness approximately 80° - 85° Shore A

dpv*link* 3280 Article	mm	mm	mm	mm	mm	mm	kg
ESD Swivel castors with top plate - double stop							
524.080.DS.EL	80	30	100	105 x 80	80 x 60	9	50
524.100.DS.EL	100	30	125	105 x 80	80 x 60	9	70
524.125.DS.EL	125	37	155	105 x 80	80 x 60	9	100
524.160.DS.EL	160	40	190	135 x 110	105 x 80	11	135
524.200.DS.EL	200	50	235	135 x 110	105 x 80	11	205

ESD Fixed castors with top plate

Wheel: wheel body made of sheet steel with ball bearing. Equipped with solid rubber tires electrically conductive (EC)

Bracket: sheet steel bracket galvanized, pivot bearing with double ball ring, bolted axle.

A plasticizer diffusion can lead to a discoloration of the floor, hardness approx. 80° - 85° Shore A

- other castors available on request -

dpv*link* 3298 Article	mm	mm	mm	mm	mm	mm	kg
ESD Fixed castors with top plate							
525.080.EL	80	30	100	102 x 87	80 x 60	9	50
525.100.EL	100	30	125	102 x 87	80 x 60	9	70
525.125.EL	125	37	155	102 x 87	80 x 60	9	100
525.160.EL	160	40	190	135 x 114	105 x 80	11	135
525.200.EL	200	50	235	135 x 114	105 x 80	11	205

Series 650 - non-marking

The wheels and apparatus castors of the 650 series have a thermoplastic, non-marking rubber thread and are electrically conductive. The brackets are made of galvanized, chromated sheet steel.

In compliance with ESD standard DIN EN 61340-5-1

ESD Apparatus castor, non-marking

Wheel: wheel body made of polypropylene, equipped with thermoplastic, non-marking rubber tread, electrically conductive

In compliance with ESD standard DIN EN 61340-5-1

dpv*link* 10713 Article	mm	mm	mm	mm	kg
ESD Apparatus castor, non-marking					
602.050.ELS	50	19	8	22	50
602.075.ELS	75	25	8	30	75
602.100.ELS	100	25	8	30	80

DPV ELEKTRONIK

dpv*link* - Produkte schnell finden!
www.compumet.ch
z.B.: dpv*link* 21010 → dpv*link* 21010

ESD Apparatus swivel castor with bolt hole

Bracket: sheet steel bracket with double ball bearing in the swivel head, axle bolted, galvanized/chromated.

Wheel: wheel body made of polypropylene, equipped with thermoplastic, non-marking rubber tread, electrically conductive

In compliance with ESD standard DIN EN 61340-5-1

dpv*link* 8055

Article	mm	mm	mm	mm	Rülo mm	kg
ESD Apparatus swivel castor with bolt hole						
603.050.ELS	50	19	69	25	11	50
603.075.ELS	75	25	98	28	11	75
603.100.ELS	100	25	121	33	11	70

ESD Apparatus swivel castor with bolt hole - "stop-fix"

Bracket: sheet steel bracket with double ball bearing in the swivel head, axle bolted, galvanized/chromated, with lock "stop-fix"

Wheel: wheel body made of polypropylene, equipped with thermoplastic, non-marking rubber tread, electrically conductive

In compliance with ESD standard DIN EN 61340-5-1

dpv*link* 8057

Article	mm	mm	mm	mm	Rülo mm	kg
ESD Apparatus swivel castor with bolt hole - "stop-fix"						
603.075-SF.ELS	75	25	98	28	11	75
603.100-SF.ELS	100	25	121	33	11	70

ESD Apparatus swivel castor with top plate

Bracket: sheet steel bracket with double ball bearing in the swivel head, axle bolted, galvanized/chromated, with top plate

Wheel: wheel body made of polypropylene, equipped with thermoplastic, non-marking rubber tread, electrically conductive

In compliance with ESD standard DIN EN 61340-5-1

dpv*link* 10702

Article	mm	mm	mm	mm	mm	mm	kg
ESD Apparatus swivel castor with top plate							
604.050.ELS	50	19	71	60x60	48x48	6,2	50
604.075.ELS	75	25	100	60x60	48x48	6,2	75
604.100.ELS	100	25	123	60x60	48x48	6,2	70

ESD Apparatus swivel castor with top plate - "stop-fix"

Bracket: sheet steel bracket with double ball bearing in the swivel head, axle bolted, galvanized/chromated, with lock "stop-fix" and top plate

Wheel: wheel body made of polypropylene, equipped with thermoplastic, non-marking rubber tread, electrically conductive

In compliance with ESD standard DIN EN 61340-5-1

dpv*link* 10706

Article	mm	mm	mm	mm	mm	mm	kg
ESD Apparatus swivel castor with top plate - "stop-fix"							
604.050.SF.ELS	50	19	69	60x60	48x48	6,2	50
604.075.SF.ELS	75	25	100	60x60	48x48	6,2	75
604.100.SF.ELS	100	25	123	60x60	48x48	6,2	70

ESD Apparatus fixed castor with bolt hole

Bracket: sheet steel bracket with double ball bearing in the swivel head, axle bolted, galvanized/chromated.

Wheel: wheel body made of polypropylene, equipped with thermoplastic, non-marking rubber tread, electrically conductive

In compliance with ESD standard DIN EN 61340-5-1

dpv*link* 10718

Article	mm	mm	mm	mm	Rülo mm	kg
ESD Apparatus fixed castor with bolt hole						
603.B-050.ELS	50	19	69	25	11	50
603.B-075.ELS	75	25	98	28	11	75

ESD Apparatus fixed castor with top plate

Bracket: sheet steel bracket with double ball bearing in the swivel head, axle bolted, galvanized/chromated, with top plate.

Wheel: wheel body made of polypropylene, equipped with thermoplastic rubber tread, electrically conductive

In compliance with ESD standard DIN EN 61340-5-1

dpv*link* 10710

Article	mm	mm	mm	mm	mm	mm	kg
ESD Apparatus fixed castor with top plate							
605.050.ELS	50	19	71	60x60	48x48	6,2	50
605.075.ELS	75	25	100	60x60	48x48	6,2	75

DPV ELEKTRONIK

Weitere Artikel finden Sie unter www.compumet.ch

Series 600 - non-marking

The wheels and castors of the 600 series have a thermoplastic, non-marking rubber tread and are electrically conductive. The brackets are made of galvanized, chromated sheet steel.

In compliance with ESD standard DIN EN 61340-5-1

ESD Wheels, non-marking

Wheel: wheel body made of polypropylene, equipped with thermoplastic, non-marking rubber tread, electrically conductive

In compliance with ESD standard DIN EN 61340-5-1

dpv*link* 8028

Article	mm	mm	mm	mm	kg
ESD Wheels, non-marking					
622.080.ELS	80	32	12	35	90
622.100.ELS	100	32	12	45	100
622.125.ELS	125	32	12	45	110

Axle tubes suitable for series 600

dpv*link* 8032

Article	aussen/innen Ø [mm]	Länge [mm]
Axle tubes suitable for series 600		
622.AR12-8.36	12/8	36
622.AR12-8.46	12/8	46

ESD Swivel castors with bolt hole

Bracket: sheet steel bracket with bolt hole 13 mm, double ball bearing in the swivel head, sturdy central bolt, axle bolted, galvanized/chromated.

Wheel: wheel body made of polypropylene, equipped with thermoplastic, non-marking rubber tread, electrically conductive

In compliance with ESD standard DIN EN 61340-5-1

dpv*link* 8035

Article	mm	mm	mm	mm	Rülo mm	kg
ESD Swivel castors with bolt hole						
623.080.ELS	80	32	102	38	13	90
623.100.ELS	100	32	125	36	13	100
623.125.ELS	125	32	150	40	13	110

ESD Swivel castors with bolt hole - "stop-fix"

Bracket: sheet steel bracket with bolt hole 13 mm, double ball bearing in the swivel head, sturdy central bolt, axle bolted, galvanized/chromated, lock "stop-fix".

Wheel: wheel body made of polypropylene, equipeed with thermoplastic, non-marking rubber tread, electrically conductive

In compliance with ESD standard DIN EN 61340-5-1

dpv*link* 8039

Article	mm	mm	mm	mm	Rülo mm	kg
ESD Swivel castors with bolt hole - "stop-fix"						
623.080.SF.ELS	80	32	102	38	13	90
623.100.SF.ELS	100	32	125	36	13	100
623.125.SF.ELS	125	32	150	40	13	110

ESD Swivel castors with top plate

Bracket: sheet steel bracket with top plate, double ball bearing in the swivel head, swivel head sealing, axle bolted, galvanized/chromated.

Wheel: wheel body made of polypropylene, equipped with thermoplastic, non-marking rubber tread, electrically conductive

In compliance with ESD standard DIN EN 61340-5-1

dpv*link* 8043

Article	mm	mm	mm	mm	mm	mm	kg
ESD Swivel castors with top plate							
624.080.ELS	80	32	102	100 x 85	80 x 60	9	90
624.100.ELS	100	32	125	100 x 85	80 x 60	9	100
624.125.ELS	125	32	150	100 x 85	80 x 60	9	110

ESD Swivel castors with top plate - "stop-fix"

Bracket: sheet steel bracket with top plate, double ball bearing in the swivel head, swivel head sealing, axle bolted, galvanized/chromated, lock "stop-fix".

Wheel: wheel body made of polypropylene, equipped with thermoplastic, non-marking rubber tread, electrically conductive

In compliance with ESD standard DIN EN 61340-5-1

dpv*link* 8047

Article	mm	mm	mm	mm	mm	mm	kg
ESD Swivel castors with top plate - "stop-fix"							
624.080.SF.ELS	80	32	102	100 x 85	80 x 60	9	90
624.100.SF.ELS	100	32	125	100 x 85	80 x 60	9	100
624.125.SF.ELS	125	32	150	100 x 85	80 x 60	9	110

ESD Fixed castors with top plate

Bracket: sheet steel bracket with top plate, double ball bearing in the swivel head, swivel head sealing, axle bolted, gavanized/chromated.

Wheel: wheel body made of polypropylene, equipped with thermoplastic, non-marking rubber tread, electrically conductive

In compliance with ESD standard DIN EN 61340-5-1

dpv*link* 8051 Article	mm	mm	mm	mm	mm	mm	kg
ESD Fixed castors with top plate							
625.080.ELS	80	32	102	100 x 85	80 x 60	9	90
625.100.ELS	100	32	125	100 x 85	80 x 60	9	100
625.125.ELS	125	32	150	100 x 85	80 x 60	9	110

DPV ELEKTRONIK
Weitere Artikel finden Sie unter www.compumet.ch

Precision tools

Tweezers

LCR Tester / LED tester 370
Piergiacomi ESD tweezers 371
Piergiacomi 372
CK BASIC 375
Tool holder 375

Precision tweezers

Wiha Professional ESD 376
KNIPEX ESD 377
KNIPEX insulated - 1000V 378
Ideal-tek 379
CK PRECISION 392
CK Precision ESD 393
CK CARBOFIB 395
CK CERAMIC 395
Erem Precision tweezers 395

Screwdrivers

Piergiacomi Screwdrivers 399
CK Screwdrivers 400
Wiha Screwdrivers 403
WERA Screwdrivers 412
Torque screwdrivers ESD WERA 413
WERA Bit holder / Bits 413

Bit inserts

Bit inserts 416

Torque screwdrivers

Torque screwdrivers ESD 419
Torque screwdrivers VDE 419
Torque screwdrivers 421

Electric screwdrivers

Electric screwdrivers Kilews 423
Accessories Kilews 429
Electric screwdrivers Delvo 432

Support arm and torque support

Support arm and torque support 433

Torque measurement instruments

Torque testers 434

Screw separating units

Screw separating units 435

Pliers

ideal-tek Pliers 436
Piergiacomi 439
CK 448
Wiha 454
Knipex 457
Lindstrom 465
Erem 467

Stripping / crimping

Piergiacomi 472
CK 473
Knipex 474
High-precision stripping tool 477

Other tools

Scalpels and scissors 478
CK 479
Wiha 481
Knipex 482

Pneumatic cutter

Pneumatic cutter 483

Processing tools

Insertion and processing tools 485
Processing tools 485

Handling systems

Handling systems 485

Tweezers

LCR Tester / LED tester

SMART TWEEZERS LCR multimeter

Digital, automatic LCR measuring instrument, integrated in a pair of handy tweezers, for quick measurement of small SMD components. Light, ergonomic measuring head, automatic setting of component type and measuring range, multifunctional display showing the measurement parameters. Voltage range of 0.8-8V, measured parameters: C, L, R, ESR, RS, RP

Technical data

Working temperature: 0°C to + 55°C

Dimensions: 14.0 x 2.5 x 3.0 cm (3.94 x 0.9 x 1.5 inches)
Weight: 53 g (0.11lb)
Measured parameters: C + R (EPR), L + R, R
Measured frequency: 100 Hz, 1 kHz, 10 kHz
Measurement rate: 4.0, 2.1,0.5 per second (default I)
DC voltage: 0 to 800 mV (up to 8 V with manual setting)
Resistance: 0.1 to 5 MOhm
Capacity: 1 pF to 4999 µF (1 pF - 5 pF m.) (with manual setting)
Inductive resistance: MH 1 µH to 499 (1 µH - 4 µH m.) (with manual setting)

Resistance:
Measuring range: 10 Ohm - 5 MOhm
Accuracy: 1% + 0.02 in the measuring range of 10 Ohm - 5 MOhm
Test frequency: 1 kHz

Capacity:
Measuring range: 20pF - 4999µF
Accuracy: 3% + 1.7pF * typical deviation 1.6pF at 0402 part size
Resolution: 0.1pF in the measuring range of 1pF - 100 PF
Test frequency: 1 kHz C > 1000pF, 10 kHz C < 1000pF, 100 Hz C > µF

Inductive resistance:
Measuring range: 10µH - 499mH
Accuracy: 3% + 0 4µH * typical deviation 1.4µH at 0402 part size
Resolution: 0 0.46 in the measuring range of 0.46 - 100µH
Test frequency: 10 kHz L 1 kHz L < 1mH > 1mH, 100 Hz L < 10mH

dpv*link* 10022

Article	Type
ST-5S	**SMART TWEEZERS ST-5** incl. rechargeable LiPo battery

Exchangeable tips set standard

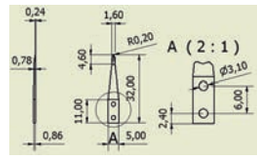

Exchangeable tips set standard (replacement tips) for Smart Tweezers

dpv*link* 13334

Article	
ST5-IT-T	**Exchangeable tips set standard for ST-5**

Exchangeable tips High Precision Sharp

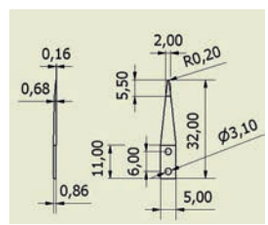

Exchangeable tips set High Precision Sharp (replacement tips) for Smart Tweezers

dpv*link* 13340

Article	
ST5-IT-TSHP	**Exchangeable tips High Precision Sharp for ST-5**

SMART TWEEZERS Iskra ST5-LED

Automatic, adaptive SMD LED tester with a precise and gold-plated pair of tweezers. Smart Tweezers® Iskra™ is a specialized solution for testing and verification of SMD and throughhole LEDs.
Comfortable one-hand operation, automatic LED polarity detection, forward drop voltage display, adjustable preset test current.

Technical data

Operating temperature: 0°C to +55°C
Dimensions: 15.0 x 1.8 x 1.5 cm (5.9 x 0.7 x 0.6 inch)
Weight: 30 gr (1 oz)
Test current: 1,2, 5, 10, 20, 30 mA
Duty cycle: 10, 20, 30, 40, 50%
Test signal: 5 Volt (max)
Test current pulse duration: 10 to 1000 msec
Battery type: LiPo, 180 mAh, 20 hours (continuous use)
Charging cycle: 5 Volt, 50 mA direct current, 3 hours

dpv*link* 19484

Article	Type
ST-5.LED	**SMART TWEEZERS Iskra ST-5** incl. rechargeable LiPo battery

DPV ELEKTRONIK
Weitere Artikel finden Sie unter www.compumet.ch

Piergiacomi ESD tweezers



PIERGIACOMI ESD tweezers - quality in any type

- dissipative due to ESD coating
- many tweezers in different materials
- large product range allows you to find the right tweezers for your application

ESD tweezers 0 SA

with fine tips. With ESD coating

dpv*link* 17613

Article	Type	L [mm]
P-0SA.ESD	Tweezers 0 SA	120

ESD tweezers 00 SA

with flat, large tips for universal applications. With ESD coating

dpv*link* 17615

Article	Type	L [mm]
P-00SA.ESD	Tweezers 00 SA	120

ESD tweezers 00D SA

with flat, large tips for univeral applications. Handles outside and tips inside serrated. With ESD coating.

dpv*link* 17617

Article	Type	L [mm]
P-00DSA.ESD	Tweezers 00D SA	120

ESD tweezers 2A SA

with rounded, flat tips for general applications. With ESD coating.

dpv*link* 17619

Article	Type	L [mm]
P-2ASA.ESD	Tweezers 2A SA	120

ESD tweezers AA SA

with strong gripping effect. With ESD coating.

dpv*link* 17621

Article	Type	L [mm]
P-AASA.ESD	Tweezers AA SA	130

ESD tweezers 1 SA

with robust, thin tips for general applications. With ESD coating.

dpv*link* 17623

Article	Type	L [mm]
P-1SA.ESD	Tweezers 1 SA	120

ESD tweezers 2 SA

with sharp, robust tips for general applications. With ESD coating.

dpv*link* 17625

Article	Type	L [mm]
P-2SA.ESD	Tweezers 2 SA	120

ESD tweezers 3 SA

with sharp, thin tips for applications in microelectronics. With ESD coating.

dpv*link* 17627

Article	Type	L [mm]
P-3SA.ESD	Tweezers 3 SA	120

ESD tweezers 3C SA

with sharp, thin tips for applications in microelectronics, short version. With ESD coating.

dpv*link* 17629

Article	Type	L [mm]
P-3CSA.ESD	Tweezers 3C SA	110

ESD tweezers 5 SA

with very fine, sharp tips for SMD applications. With ESD coating.

dpv*link* 17631

Article	Type	L [mm]
P-5SA.ESD	Tweezers 5 SA	110

ESD tweezers 7 SA

with very fine, angled tips for an easier gripping in working areas that are difficult to reach. With ESD coating.

dpv*link* 17633

Article	Type	L [mm]
P-7SA.ESD	Tweezers type 7 SA	120

ESD tweezers 7A SA

with very fine, flat and angled tips for an easier gripping in working areas that are difficult to reach. With ESD coating

dpv*link* 17635

Article	Type	L [mm]
P-7ASA.ESD	Tweezers 7A SA	120

Piergiacomi

Tweezers 0 SA

with fine tips

dpv*link* 7776

Article	Type	L [mm]
P-0SA	Tweezers 0 SA	120

Tweezers 00 SA

with flat, large tips for universal applications.

dpv*link* 7772

Article	Type	L [mm]
P-00SA	Tweezers 00 SA	120

Tweezers 00B SA

outside serrated, with flat, large tips for universal applications.

dpv*link* 7766

Article	Type	L [mm]
P-00BSA	Tweezers 00B SA	120

Tweezers 00C SA

with flat, large tips for universal applications, short handles

dpv*link* 7768

Article	Type	L [mm]
P-00CSA	Tweezers 00C SA	105

Tweezers 00D SA

flat, large tips for universal applications. Handles outside and tips inside serrated

dpv*link* 7770

Article	Type	L [mm]
P-00DSA	Tweezers 00D SA	120

Tweezers 0A SA

with very fine tips for watch repairs.

dpv*link* 7774

Article	Type	L [mm]
P-0ASA	Tweezers 0A SA	120

Tweezers 1 SA

with sturdy, thin tips for general applications.

dpv*link* 7806

Article	Type	L [mm]
P-1SA	Tweezers 1 SA	120

Tweezers 2 SA

with sharp, sturdy tips for general applications.

dpv*link* 7818

Article	Type	L [mm]
P-2SA	Tweezers 2 SA	120

Tweezers 2A SA

with rounded, flat tips for general applications.

dpv*link* 7816

Article	Type	L [mm]
P-2ASA	Tweezers 2A SA	120

Tweezers 2AB SA

with rounded, flat and bent tips for universal applications.

dpv*link* 7814

Article	Type	L [mm]
P-2ABSA	Tweezers 2AB SA	120

Tweezers 3 SA

with sharp, thin tips for applications in the microelectronics.

dpv*link* 7826

Article	Type	L [mm]
P-3SA	Tweezers 3 SA	120

Tweezers 3C SA

with sharp, thin tips for applications in the microelectronics, short version

dpv*link* 7824

Article	Type	L [mm]
P-3CSA	Tweezers 3C SA	110

Tweezers 4 SA

with very fine, sharp tips.

dpv*link* 7830

Article	Type	L [mm]
P-4SA	Tweezers 4 SA	110

Tweezers 4A SA

with sharp, sturdy tips

dpv*link* 7828

Article	Type	L [mm]
P-4ASA	Tweezers 4A SA	110

Tweezers 5 SA

very fine, sharp tips for SMD applications.

dpv*link* 7840

Article	Type	L [mm]
P-5SA	Tweezers 5 SA	110

Tweezers 5A SA

with very fine, sharp and beveled tips.

dpv*link* 7834

Article	Type	L [mm]
P-5ASA	Tweezers 5A SA	120

Tweezers 5B SA

with very fine, sharp tips for SMD applications. Angled by 40° for a better visibility of the working area.

dpv*link* 7836

Article	Type	L [mm]
P-5BSA	Tweezers 5B SA	110

DPV ELEKTRONIK

Weitere Artikel finden Sie unter www.compumet.ch

Tweezers 5C SA

with sharp, robust tips for SMD applications.

dpv*link* 7838

Article	Type	L [mm]
P-5CSA	Tweezers 5C SA	100

Tweezers 7 SA

with very fine, angled tips for an easier gripping in working areas that are difficult to reach.

dpv*link* 7850

Article	Type	L [mm]
P-7SA	Tweezer type 7 SA	120

Tweezers 7A SA

with very fine, angled, robust tips for an easier gripping in working areas that are difficult to reach

dpv*link* 7844

Article	Type	L [mm]
P-7ASA	Tweezers 7A SA	120

Tweezers 7B SA

with very fine, angled tips for an easier gripping in working areas that are difficult to reach. Tips inside serrated.

dpv*link* 7846

Article	Type	L [mm]
P-7BSA	Tweezers 7B SA	120

Tweezers 7E SA

with very fine, flat and angled tips for an easier gripping in working areas that are difficult to reach.

dpv*link* 7848

Article	Type	L [mm]
P-7ESA	Tweezers 7E SA	120

Tweezers 13S SA

with sturdy, flat, serrated tips.

dpv*link* 7798

Article	Type	L [mm]
P-13SSA	Tweezers 13S SA	120

Tweezers 19 SA

for SMD applications, serrated tips and handles.

dpv*link* 7804

Article	Type	L [mm]
P-19SA	Tweezers 19 SA	160

Tweezers 26 SA

with very sturdy and flat tips

dpv*link* 7810

Article	Type	L [mm]
P-26SA	Tweezers 26 SA	135

Tweezers 27 SA

very sturdy, flat and thin tips.

dpv*link* 7812

Article	Type	L [mm]
P-27SA	Tweezers 27 SA	135

Tweezers 35A SA

for the processing of flat components such as wafers and capacitors.

dpv*link* 7820

Article	Type	L [mm]
P-35ASA	Tweezers 35A SA	120

Tweezers 65A SA

with long, thin handles and very fine tips angled by 40° for gripping conventional microchips and micro components.

dpv*link* 7842

Article	Type	L [mm]
P-65ASA	Tweezers 65A SA	135

Tweezers 150 / 1.5 SA

for the insertion and extraction of micro components. Tip diameter: 1.5 mm

dpv*link* 7800

Article	Type	L [mm]
P-150/1.5SA	Tweezers 150 / 1.5 SA	120

Tweezers 151 SA

for the insertion and extraction of micro components. Tip diameter: 3.0 mm

dpv*link* 7802

Article	Type	L [mm]
P-151SA	Tweezers 151 SA	125

Tweezers 231 SA

with inside serrated tips for general applications.

dpv*link* 7808

Article	Type	L [mm]
P-231SA	Tweezers 231 SA	120

Tweezers A SA

sturdy, precise tips for angled wires and components.

dpv*link* 7856

Article	Type	L [mm]
P-ASA	Tweezers A SA	115

DPV ELEKTRONIK

dpv*link* - Produkte schnell finden!
www.compumet.ch
z.B.: dpv*link* 21010 → dpv*link* 21010

Tweezers AA SA

with strong gripping effect.

dpv*link* 7852

Article	Type	L [mm]
P-AASA	Tweezers AA SA	130

Tweezers AC SA

with sturdy tips and serrated handles for a safe grip.

dpv*link* 7854

Article	Type	L [mm]
P-ACSA	Tweezers AC SA	110

Placement tweezers 578 SA

for the processing and assembly of cylindrical parts of up to Ø 2 mm.

dpv*link* 7832

Article	Type	L [mm]
P-578SA	Placement tweezers 578 SA	120

SMD tweezers 38 SA

with recesses at the tips for the processing of wires or small parts of up to Ø 1 mm.

dpv*link* 7822

Article	Type	L [mm]
P-38SA	SMD tweezers 38 SA	120

SMD tweezers 102 SA

for the processing of chips and SMD components; angled tips for fatigue-free working.

dpv*link* 7778

Article	Type	L [mm]
P-102SA	SMD tweezers 102 SA	120

SMD tweezers 103 SA

for processing chips and SMD components; angled tips for fatigue-free working.

dpv*link* 7780

Article	Type	L [mm]
P-103SA	SMD tweezers 103 SA	120

SMD tweezers 104 SA

for the processing of SMD components.

dpv*link* 7782

Article	Type	L [mm]
P-104SA	SMD tweezers 104 SA	120

SMD tweezers 105 SA

with angled tips for the processing of SMD components.

dpv*link* 7784

Article	Type	L [mm]
P-105SA	SMD tweezers 105 SA	120

SMD tweezers 106 SA

for the processing of SMD components.

dpv*link* 7786

Article	Type	L [mm]
P-106SA	SMD tweezers 106 SA	120

SMD tweezers 107 SA

with recesses on the tips for the processing of SMD components of up to Ø 0.75 mm.

dpv*link* 7788

Article	Type	L [mm]
P-107SA	SMD tweezers 107 SA	120

SMD tweezers 108 SA

for the processing of SMD components.

dpv*link* 7790

Article	Type	L [mm]
P-108SA	SMD tweezers 108 SA	120

SMD tweezers 109 SA

for the processing of SMD components.

dpv*link* 7792

Article	Type	L [mm]
P-109SA	SMD tweezers 109 SA	120

SMD tweezers 110 SA

for the processing of SMD components.

dpv*link* 7794

Article	Type	L [mm]
P-110SA	SMD tweezers 110 SA	120

SMD tweezers 111 SA

for the processing of SMD components.

dpv*link* 7796

Article	Type	L [mm]
P-111SA	SMD tweezers 111 SA	120

DPV ELEKTRONIK

Weitere Artikel finden Sie unter www.compumet.ch

CK BASIC

Basic, the classic all-round range in proven quality for the use in electronics and fine mechanics, schools, workshops.

- High-quality tool steel, polished, nickel-plated or coated
- Some models made of stainless steel, polished, matted
- Different shapes, lengths and thicknesses
- With or without cut

Universal tweezers 2307

Universal tweezers with rounded tips (3.5 mm) and fine cut. Polished and finely nickel-plated. Serrated handles.

dpv*link* 21298

Article	Type	L [mm]	Material
2307	Universal tweezers 2307	145	Carbon steel

Reverse-action tweezers (self-clamping) 2313A C

Soldering tweezers with heat-insulating protection plates in the grip area. Tips 2.5 mm, 15 mm bent. Without cut. Polished and finely nickel-plated.

dpv*link* 1111

Article	Type	L [mm]	Material
2313A	Reverse-action tweezers (self-clamping) 2313A C	160	Tool steel, hardened

Radio tweezers 2327 C

Rounded, straight tips (2 mm) with fine cut. Polished and finely nickel-plated. Serrated handles. For universal use, suitable for service work in radio, hi-fi and video sectors.

dpv*link* 1115

Article	Type	L [mm]	Material
2327	Radio tweezers 2327 C	155	Tool steel, hardened

Radio tweezers 2328 C

Rounded, bent tips (2 mm), with fine cut. Polished and finely nickel-plated. Serrated handles. For universal use, suitable for service work in the radio, hi-fi and video sectors.

dpv*link* 1117

Article	Type	L [mm]	Material
2328	Radio tweezers 2328 C	155	Tool steel, hardened

Tool holder

Tool holder ESD

NEU

This tool holder has been designed for efficient working. Suitable for pliers, tweezers, screwdrivers. With shelf for smaller objects.

dpv*link* 24809

Article	Type	L [mm]	W [mm]	H [mm]
SU-8	Tool holder ESD	80	150	190

Precision tweezers

Wiha Professional ESD

Wiha Professional ESD tweezers for all conventional applications in electronics industry.

- antimagnetic and acid-resistant
- for precise works
- antistatic

Universal tweezers Professional ESD AA

Version: Smooth gripping surfaces, without grooves. Glare-free, black coated, antistatic. Antimagnetic and acid-resistant.
Material: Special alloyed, chrome-nickel stainless steel.
Application: Universal tweezers for all common applications in electronics.

dpv*link* 12805

Article	Type	L [mm]
ZP.01014130	Universal tweezers Professional ESD type AA	130

Universal tweezers Professional ESD 40

Version: Finely serrated gripping surfaces, with grooves. Glare-free, black coated, antistatic. Antimagnetic and acid-resistant.
Material: Specially alloyed, chrome-nickel stainless steel.
Application: Universal tweezers for all common applications in electronics.

dpv*link* 12807

Article	Type	L [mm]
ZP.46014145	Universal tweezers Professional ESD type 40	145

Precision tweezers Professional ESD GG

Version: Smooth gripping surfaces, without grooves. Glare-free, black coated, antistatic. Antimagnetic and acid-resistant.
Material: Specially alloyed, chrome-nickel stainless steel.
Application: Precision tweezers for gripping and holding electronic components.

dpv*link* 12809

Article	Type	L [mm]
ZP.06014130	Precision tweezers Professional ESD type GG	130

Precision tweezers Professional ESD PSF

Version: Smooth gripping surfaces, without grooves. Glare-free, black coated, antistatic. Antimagnetic and acid-resistant.
Material: Specially alloyed, chrome-nickel stainless steel.
Application: Precision tweezers for gripping and holding electronic components.

dpv*link* 12811

Article	Type	L [mm]
ZP.07114130	Precision tweezers Professional ESD type PSF	130

Precision tweezers Professional ESD SS

Version: Smooth gripping surfaces, without grooves. Glare-free, black coated, antistatic. Antimagnetic and acid-resistant.
Material: Specially alloyed, chrome-nickel stainless steel.
Application: Precision tweezers to grip and hold electronic components.

dpv*link* 12813

Article	Type	L [mm]
ZP.09014135	Precision tweezers Professional ESD type SS	135

Precision tweezers Professional ESD 00

Version: Smooth gripping surfaces, without grooves. Glare-free, black coated, antistatic. Antimagnetic and acid-resistant.
Material: Specially alloyed, chrome-nickel stainless steel.
Application: Precision tweezers for gripping and holding electronic components.

dpv*link* 12815

Article	Type	L [mm]
ZP.11014120	Precision tweezers Professional ESD type 00	120

Precision tweezers Professional ESD 2A

Version: Smooth gripping surfaces, without grooves. Glare-free, black coated, antistatic. Antimagnetic and acid-resistant.
Material: Specially alloyed, chrome-nickel stainless steel.
Application: Precision tweezers for gripping and holding electronic components

dpv*link* 12817

Article	Type	L [mm]
ZP.15014120	Precision tweezers Professional ESD type 2A	120

Precision tweezers Professional ESD 3C

Version: Smooth gripping surfaces, without grooves. Glare-free, black coated, antistatic. Antimagnetic and acid-resistant.
Material: Specially alloyed, chrome-nickel stainless steel.
Application: Precision tweezers for gripping and holding electronic components.

dpv*link* 12819

Article	Type	L [mm]
ZP.16014110	Precision tweezers Professional ESD type 3C	110

Precision tweezers Professional ESD 5

Version: Smooth gripping surfaces, without grooves. Glare-free black coated, antistatic. Antimagnetic and acid-resistant.
Material: Specially alloyed, chrome-nickel stainless steel.
Application: Precision tweezers for gripping and holding electronic components.

dpv*link* 12821

Article	Type	L [mm]
ZP.18014110	recision tweezers Professional ESD type 5	110

DPV ELEKTRONIK
Weitere Artikel finden Sie unter www.compumet.ch

Precision tweezers Professional ESD 7A

Version: Smooth gripping surfaces, without grooves. Glare-free black coated, anti-static. Antimagnetic and acid-resistant.
Material: Specially alloyed, chrome-nickel stainless steel.
Application: Precision tweezers for gripping and holding electronic components.

dpv*link* 12823

Article	Type	L [mm]
ZP.20114120	Precision tweezers Professional ESD type 7A	120

Precision tweezers Professional ESD 7ABB

Version: Smooth gripping surfaces, without grooves. Glare-free black coated, anti-static. Antimagnetic and acid-resistant.
Material: Specially alloyed, chrome-nickel stainless steel.
Application: Precision tweezers for gripping and holding electronic components.

dpv*link* 12825

Article	Type	L [mm]
ZP.20214120	Precision tweezers Professional ESD type 7ABB	120

SMD tweezers Professional ESD 12

Version: Smooth gripping surfaces, without grooves. Glare-free black coated, anti-static. Antimagnetic and acid-resistant.
Material: Specially alloyed, chrome-nickel stainless steel.
Application: Precision tweezers for gripping and holding electronic components.

dpv*link* 12827

Article	Type	L [mm]
ZP.24014120	SMD tweezers Professional ESD type 12	120

SMD tweezers Professional ESD 13

Version: Smooth gripping surfaces, without grooves. Glare-free black coated, anti-static. Antimagnetic and acid-resistant.
Material: Specially alloyed, chrome-nickel stainless steel.
Application: Precision tweezers for gripping and holding electronic components.

dpv*link* 12829

Article	Type	L [mm]
ZP.25214120	SMD tweezers Professional ESD type 13	120

SMD tweezers Professional ESD 59

Version: Smooth gripping surfaces, without grooves. Glare-free black coated, anti-static. Antimagnetic and acid-resistant.
Material: Specially alloyed, chrome-nickel stainless steel.
Application: Precision tweezers for gripping and holding electronic components.

dpv*link* 12833

Article	Type	L [mm]
ZP.50014117	SMD tweezers Professional ESD type 59	117

SMD tweezer set Professional ESD 4-piece

SMD tweezer set Professional ESD 4-piece
manufactured in accordance with IEC 61340-5-1. All tweezers are ESD safe (antistatic) due to a special ESD coating, acid-resistant, stainless and 100% antimagnetic.
consisting of:
-ZP 01 014 130
-ZP 07 114 130
-ZP 25 214 120
-ZP 50 014 117

dpv*link* 13280

Article	Type
ZP99014002.ESD	SMD tweezers set Professional ESD 4-piece

KNIPEX ESD

KNIPEX ESD Precision tweezers convince by high precision and fineness:

- Chrome / nickel steel, stainless, antimagnetic (18/10), not hardenable
- Brushed, glare-free tips
- Matt gripping surface for optimal grip
- ESD coating, glare-free black.

In compliance with ESD standard DIN EN 61340-5-1

Placement tweezers 920878

for SMD technology, angled tips, smooth gripping surfaces.

dpv*link* 8792

Article	Type	L [mm]
K-920878.ESD	Placement tweezers 920878	120

Placement tweezers 920879

for gripping horizontally arranged, cylindrical components with Ø 1.0 mm, gripping surface smooth, serrated handles.

dpv*link* 8794

Article	Type	L [mm]
K-920879.ESD	Placement tweezers 920879	120

Precision tweezers 922869

straight shape, strong tips, smooth gripping surfaces.

dpv*link* 8790

Article	Type	L [mm]
K-922869.ESD	Precision tweezers 922869	130

Precision tweezers 922870

Straight shape, fine tips, smooth gripping surfaces.

dpv*link* 8796

Article	Type	L [mm]
K-922870.ESD	Precision tweezers 922870	110

Precision tweezers 922871

Fine tips, straight shape, smooth gripping surfaces.

dpv*link* 8798

Article	Type	L [mm]
K-922871.ESD	Precision tweezers 922871	110

Precision tweezers 922872

American style, sturdy, long tips, straight shape, smooth gripping surfaces.

dpv*link* 8800

Article	Type	L [mm]
K-922872.ESD	Precision tweezers 922872	135

Precision tweezers 923875

Crescent-shaped tips, smooth gripping surfaces.

dpv*link* 8802

Article	Type	L [mm]
K-923875.ESD	Precision tweezers 923875	120

Precision tweezers 925874

Round tips, approx. 2 mm wide, straight shape, smooth gripping surface.

dpv*link* 8804

Article	Type	L [mm]
K-925874.ESD	Precision tweezers 925874	120

Precision tweezers 927877

Round tips, approx. 3.5 mm wide, straight, serrated gripping surfaces and handles.

dpv*link* 8806

Article	Type	L [mm]
K-927877.ESD	Precision tweezers 927877	145

KNIPEX insulated - 1000V

- tested according to IEC 60900: 2004
- dip-insulated
- nickel-plated

Precision tweezers 922761 insulated

For fine assembly work, extra fine tips, straight shape, gripping surfaces matt for optimal grip.

dpv*link* 8810

Article	Type	L [mm]
K-922761	Precision tweezers 922761	130

Precision tweezers 922762 insulated

Straight shape, gripping surfaces finely serrated

dpv*link* 8814

Article	Type	L [mm]
K-922762	Precision tweezers 922762	150

Precision tweezers 923764 insulated

Angled tips, gripping surfaces finely serrated.

dpv*link* 8816

Article	Type	L [mm]
K-923764	Precision tweezers 923764	150

Precision tweezers 926763 insulated

Straight shape, serrated gripping surfaces.

dpv*link* 8818

Article	Type	L [mm]
K-926763	Precision tweezers 926763	145

DPV ELEKTRONIK

Weitere Artikel finden Sie unter www.compumet.ch

Ideal-tek

As a Swiss manufacturer *ideal-tek* is specialized in the production of high-quality precision tweezers and pliers in the highest quality segment.

The tools of *ideal-tek* impress by an exceptional precision and fineness. Specifically satined surfaces provide a glare-free and comfortable working. Only high-quality raw materials are used.

ideal-tek has more than 30 years of experience in the application of high-tech plastics and ceramics.

ESD safety and mechanical sensitivity of the parts as well as a user-friendly handling and ergonomic finishing are ensured by a wide range of material variations, surface coatings and different designs.

Consequentially, this enormous selection allows you to find the most optimal solution for your requirements.

Material descriptions and properties

Code	Material	Properties
C	Carbon steel	· very long service life · very sturdy · optimum hardness · resistant · highly magnetic · sensitive to corrosion (Protection only by nickel plating)
S	Tool steel, hardened	· largely stainless · fine tips available · good hardness values · slightly magnetic
SA	Stainless steel	· stainless · antimagnetic · resistant against most acids and vapors · medium hardness
BR	Copper zinc alloy (brass)	· antimagnetic · largely resistant to corrosion by water and vapor · very good cold formability · suitable for sensitive mechanical parts
CF	conductive carbon fiber reinforced Carbofib (PA)	· ESD safe, conductive · chemical resistance · gentle on surfaces · strong and durable · surface resistance 10^2 ohm · temperature-resistant up to 190°C · continuous use temperature 130°C
CP	conductive carbon fiber reinforced PEEK	· ESD safe, dissipative · very hard and stiff · high resistance against aggressive chemicals · surface resistance 10^5 - 10^6 ohm · temperature-resistant up to 300°C · continuous use temperature up to 260°C
Note: All-steel tweezers are 100% conductive. In certain circumstances they can be used in ESD areas. The decision about an application in ESD areas is up to the user.		

Code	Material	Properties
MZ Ceramic	Zirconia ceramic and aluminium	· no electromagnetic induction at high frequency · no eddy current losses · 100% electrically insulating · 100% antimagnetic · 100% antistatic · 100% stainless · extremely wear-resistant · temperature-resistant up to 700°C · extremely low thermal conductivity · resistant to acids and alkalis (except hydrofluoric acid) · extremely smooth anti-adhesive surface · tips can break in case of misuse
Note: The following coatings can be applied to all suitable tweezers. Prices on request.		
DN	PVC foam	· very soft and elastic · abrasion-resistant · tear-resistant · good chemical resistance · ESD safe, dissipative · In compliance with the ESD standard DIN EN 61340-5-1
DR	Nitrile	· very soft and elastic · high chemical resistance · ESD safe, dissipative · In compliance with ESD standard DIN EN 61340-5-1
ESD (NE)	ESD Polyester epoxy (black)	· ESD safe · temperature-resistant up to 150°C · In compliance with ESD standard DIN EN 61340-5-1

Plastic precision tweezers

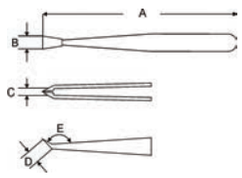

The *ideal-tek* precision plastic tweezers in three different materials for various applications. Version CF and SV are suitable for ESD sensitive components.

Code	Material	Properties
CF	conductive carbon fiber reinforced Carbofib (PA)	· ESD safe, conductive · chemical resistance · gentle on surfaces · strong and durable · surface resistance 10^2 ohm · temperature-resistant up to 190°C · continuous use temperature 130°C

Plastic precision tweezers 702A



B: 2.0 mm, C: 1.0 mm; flat rounded tips, Swiss-made

dpv*link* 12463

Article	Type	L [mm]
I-702A.CF	ESD plastic tweezers 702A.CF	115

Plastic precision tweezers 705

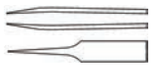

B: 0.05 mm, C: 0.6 mm; very fine, offset tips, Swiss-made

dpv*link* 11672

Article	Type	L [mm]
I-705.CF	ESD plastic tweezers 705.CF	115

Plastic precision tweezers 707



B: 0.05 mm, C: 1.2 mm; fine tips, Swiss-made

dpv*link* 11564

Article	Type	L [mm]
I-707.CF	ESD plastic tweezers 707.CF	115

Plastic precision tweezers 707A



B: 0.6 mm, C: 1.0 mm; fine, bent tips, Swiss-made

dpv*link* 12465

Article	Type	L [mm]
I-707A.CF	ESD plastic tweezers 707A.CF	115

Plastic precision tweezers 708

B: 0.5 mm, C: 1.0 mm, D: 9.0 mm, E: 45°; fine, angled tips, Swiss-made

dpv*link* 11566

Article	Type	L [mm]
I-708.CF	ESD plastic tweezers 708.CF	115

Plastic precision tweezers 709



B: 3.0 mm, C: 0.5 mm; wide tips, Swiss-made

dpv*link* 11574

Article	Type	L [mm]
I-709.CF	ESD plastic tweezers 709.CF	115

Plastic precision tweezers 710



B: 8.0 mm, C: 0.5 mm; slit-shaped tips, Swiss-made

dpv*link* 11568

Article	Type	L [mm]
I-710.CF	ESD plastic tweezers 710.CF	115

Plastic precision tweezers set

high-quality, content: 702A, 705, 707, 708, 709, 710, Swiss-made

dpv*link* 12468

Article	Type
I-K6CF	Plastic tweezers set

DPV ELEKTRONIK

Weitere Artikel finden Sie unter www.compumet.ch

ESD tweezers with plastic tips

ideal-tek has the world's largest range of precision tweezers with plastic tips and more than 20 years of experience in the application of high-tech plastics with precision tools.

Code	Material	Properties
Material of handle		
SA	Stainless steel	· stainless · antimagnetic · resistant to most acids and vapors · medium hardness
Material of tips		
CF	*Tips:* conductive carbon fiber reinforced Carbofib *Handles:* stainless steel	· ESD safe, conductive · chemical resistance · gentle on surfaces · strong and durable · surface resistance 10^2 ohm · temperature-resistant up to 190°C · continuous use temperature 130°C

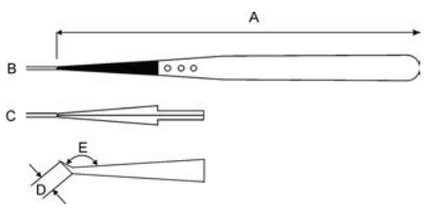

ESD tweezers with plastic tips 00

B: 1.0 mm, C: 2.0 mm; plastic tips, Swiss-made

dpv*link* 11524

Article	Type	L [mm]
I-00CF.SA	ESD placement tweezers 00CF.SA	130

ESD tweezers with plastic tips 2A

B: 1.8 mm, C: 1.0 mm; plastic tips, Swiss-made

dpv*link* 11850

Article	Type	L [mm]
I-2ACF.SA	ESD placement tweezers 2ACF.SA	130

ESD tweezers with plastic tips 5

B: 0.5 mm, C: 0.6 mm; plastic tips, Swiss-made

dpv*link* 11970

Article	Type	L [mm]
I-5CF.SA	ESD placement tweezers 5CF.SA	130

ESD tweezers with plastic tips 248

B: 10 mm, C: 1.8 mm; plastic tips, Swiss-made

dpv*link* 11814

Article	Type	L [mm]
I-248CF.SA	ESD placement tweezers 248CF.SA	130

ESD tweezers with plastic tips 249

B: 2.2 mm C: 2.2 mm; plastic tips, Swiss-made

dpv*link* 11818

Article	Type	L [mm]
I-249CF.SA	ESD placement tweezers 249CF.SA	130

ESD tweezers with plastic tips 259

B: 0.6 mm, C: 1.0 mm; plastic tips, Swiss-made

dpv*link* 11838

Article	Type	L [mm]
I-259CF.SA	ESD placement tweezers 259CF.SA	130

ESD tweezers with plastic tips 269

B 3.0 mm, C: 1.8 mm; plastic tips, Swiss-made

dpv*link* 11844

Article	Type	L [mm]
I-269CF.SA	ESD placement tweezers 269CF.SA	130

ESD tweezers with exchangeable tips

ideal-tek has the world's largest range of precision tweezers with plastic tips and more than 20 years of experience in the application of hightech plastics for precision tools. The *ideal-tek* tips system is easy to use and of highest precision. Replacement tip kits include two tips and 3 screws.

Code	Material	Properties
Material of handle		
SA	stainless steel	· stainless · antimagnetic · resistant to most acids and vapors · medium hardness
Material of exchangeable tips		
CF	*Tips:* conductive carbon fiber reinforced Carbofib *Handles:* stainless steel	· ESD safe, conductive · chemical resistance · gentle on surfaces · strong and durable · surface resistance 10^2 ohm · temperature-resistant up to 190°C · continuous use temperature 130°C
CP	*Tips:* conductive carbon fib-re- reinforced PEEK *Handles:* stainless steel	· ESD safe, dissipative · very hard and stiff · high resistance to aggressive chemicals · surface resistance 10^5 - 10^6 ohm · temperature-resistant up to 300°C · continuous use temperature 130°C

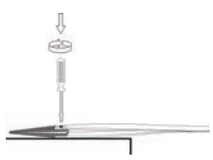

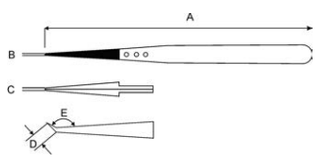

Tweezers with exchangeable tips 00

B: 1.0 mm, C: 2.0 mm; exchangeable plastic tips, Swiss-made

dpv*link* 11788

Article	Type	L [mm]
I-00CFR.SA	ESD exchangeable tip tweezers 00CFR.SA	130
I-A00CF	Replacement exchangeable tips A00CF	

Tweezers with exchangeable tips 2A

B: 1.8 mm, C: 1.0 mm; exchangeable plastic tips, Swiss-made

dpv*link* 11854

Article	Type	L [mm]
I-2ACFR.SA	ESD exchangeable tip tweezers 2ACFR.SA	130
I-2ACPR.SA	ESD exchangeable tip tweezers 2ACPR.SA	130
I-A2ACF	Replacement exchangeable tips A2ACF	
I-A2ACP	Replacement exchangeable tips A2ACP	

Reverse-action tweezers with exchangeable tips 2AX

B: 1.8 mm, C: 1.0 mm; exchangeable plastic tips, Swiss-made

dpv*link* 11862

Article	Type	L [mm]
I-2AXCFR.SA	ESD exchangeable tip reverse-action tweezers 2AXCPR .SA	130
I-2AXCPR.SA	ESD exchangeable tip reverse-action tweezers 2AXCPR .SA	130
I-2AXSVR.SA	ESD exchangeable tip reverse-action tweezers 2AXCPR .SA	130

**** Replaceable tips like with 2A ****

Tweezers with exchangeable tips 2AB

B: 1.8 mm, C: 1.0 mm; exchangeable plastic tips, Swiss-made

dpv*link* 11648

Article	Type	L [mm]
I-2ABCFR.SA	ESD exchangeable tip tweezers 2ABCFR.SA	130
I-2ABCPR.SA	ESD exchangeable tip tweezers 2ABCPR.SA	130
I-A2ABCF	Replacement exchangeable tips A2ABCF	
I-A2ABCP	Replacement exchangeable tips A2ABCP	

Tweezers with exchangeable tips 5

B: 0.5 mm, C: 0.6 mm; exchangeable plastic tips, Swiss-made

dpv*link* 11972

Article	Type	L [mm]
I-5CFR.SA	ESD exchangeable tip tweezers 5CFR.SA	130
I-5CPR.SA	ESD exchangeable tip tweezers 5CPR.SA	130
I-A5CF	Replacement exchangeable tips A5CF	
I-A5CP	Replacement exchangeable tips A5CP	

Tweezers with exchangeable tips 7

B: 0.6 mm, C: 0.6 mm; exchangeable plastic tips, Swiss-made

dpv*link* 12030

Article	Type	L [mm]
I-7CFR.SA	ESD exchangeable tip tweezers 7CFR.SA	130
I-7CPR.SA	ESD exchangeable tip tweezers 7CPR.SA	130
I-A7CF	Replacement exchangeable tips A7CF	
I-A7CP	Replacement exchangeable tips A7CP	

Tweezers with exchangeable tips 242

B: 1.4 mm, C: 1.2 mm; exchangeable plastic tips, Swiss-made

dpv*link* 11810

Article	Type	L [mm]
I-242CFR.SA	ESD exchangeable tip tweezers 242CFR.SA	130
I-242CPR.SA	ESD exchangeable tip tweezers 242CPR.SA	130
I-A242CF	Replacement exchangeable tips A242CF	
I-A242CP	Replacement exchangeable tips A242CP	

DPV ELEKTRONIK
Weitere Artikel finden Sie unter www.compumet.ch

Tweezers with exchangeable tips 246

B: 0.6 mm, C: 0.8 mm, D: 9.0 mm, E: 45°; exchangeable plastic tips, Swiss-made

dpv*link* 11812

Article	Type	L [mm]
I-246CFR.SA	ESD exchangeable tip tweezers 246CFR.SA	130
I-A246CF	Replacement exchangeable tips A246CF	

Tweezers with exchangeable tips 249

B: 2.2 mm C: 2.2 mm; exchangeable plastic tips, Swiss-made

dpv*link* 11820

Article	Type	L [mm]
I-249CFR.SA	ESD exchangeable tip tweezers 249CFR.SA	130
I-249CPR.SA	ESD exchangeable tip tweezers 249CPR.SA	130
I-A249CF	Replacement exchangeable tips A249CF	
I-A249CP	Replacement exchangeable tips A249CP	

Tweezers with exchangeable tips 259

B: 0.6 mm, C: 1.0 mm; exchangeable plastic tips, Swiss-made

dpv*link* 11840

Article	Type	L [mm]
I-259CFR.SA	ESD exchangeable tip tweezers 259CFR.SA	130
I-259CPR.SA	ESD exchangeable tip tweezers 259CPR.SA	130
I-A259CF	Replacement exchangeable tips A259CF	
I-A259CP	Replacement exchangeable tips A259CP	

Wafer tweezers 4WFCPR.SA with exchangeable tips

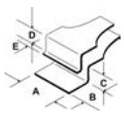

A. 12 mm, B: 10.5 mm, C: 2 mm, D: 3.5 mm, E: 4.5 mm, exchangeable tips, Swiss-made

dpv*link* 11676

Article	Type	L [mm]
I-4WFCPR.SA	Wafer tweezers 4WFCPR.SA	130
I-A4WFCP	ESD exchangeable plastic tips A4WFCP	

Placement tweezers

Specially designed tweezers to hold electronic components tight and safely.

Code	Material	Properties
SA	Stainless steel	· stainless · antimagnetic · resistant against most acids and vapors · medium hardness

Placement tweezers 572.SA

for cylindrical components with different diameters, like TO-18, Swiss-made

dpv*link* 11542

Article	Type	L [mm]	Ø component
I-572.SA	Placement tweezers 572.SA	145	2.5 - 5 mm
I-578.SA	Placement tweezers 578.SA	120	2 mm
I-582.SA	Placement tweezers 582.SA	120	1 mm

Carbofib soft tweezers

The soft plastic tips facilitate the handling of sensitive components. *ideal-tek* has the world's largest range of precision tweezers with plastic tips and more than 20 years of experience in the application of high-tech plastics for precision tools.

Code letter	Material	Properties
Material of handle		
SA	stainless steel	· stainless · antimagnetic · resistant to most acids and vapors · medium hardness
Material of tips		
CF	*Tips:* conductive carbon fiber reinforced Carbofib *Handles:* stainless steel	· ESD safe, conductive · chemical resistance · gentle on surfaces · strong and durable · surface resistance 10^2 ohm · temperature-resistant up to 190°C · continuous use temperature 130°C

Carbofib soft tweezers 251.SA

dpv*link* 11526

Article	Type	L [mm]
I-251.SA	Carbofib soft tweezers 251.SA	110

Carbofib soft tweezers 252.SA

Swiss-made

dpv*link* 11696

Article	Type	L [mm]
I-252.SA	Carbofib soft tweezers 252.SA	110

DPV ELEKTRONIK

dpv*link* - Produkte schnell finden!
www.compumet.ch
z.B.: **dpv*link* 21010** → **dpv*link* 21010**

Ceramic tweezers

Precision exchangeable tips made of the ceramic zirconia (MZ)
Typical surface resistance $R_S = 10^{12}$ ohm, insulating.
Resistant to high temperatures of up to 1500°C. Contamination-free even at high temperatures, particularly resistant to abrasion and solder. Tweezer body made of acid-resistant, antimagnetic steel with patented adjustable exchangeable tips.

Code	Material	Properties
SA	Stainless steel	· stainless · antimagnetic · resistant against most acids and vapors · medium hardness
MZ Ceramic	Zirconia ceramic and aluminium	· no electromagnetic induction at high frequency · no eddy current losses · 100% electrically insulating · 100% antimagnetic · 100% antistatic · 100% stainless · extremely wear-resistant · temperature-resistant up to 700°C · extremely low thermal conductivity · resistant to acids and alkalis (except hydrofluoric acid) · extremely smooth anti-adhesive surface · tips can break in case of misuse

Ceramic tweezers 2AMZ

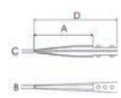

A: 35 mm, B: 2 mm C: 0.5 mm, exchangeable tips, Swiss-made

dpv*link* 11612

Article	Type	L [mm]
I-2AMZ.SA	Ceramic tweezers 2AMZ.SA	130

**** Replaceable tips available on request ****

Ceramic tweezers 71MZ



A: 30 mm, B: 0.3 mm, C: 0.3 mm, exchangeable tips, Swiss-made

dpv*link* 11600

Article	Type	L [mm]
I-71MZ.SA	Ceramic tweezers 71MZ.SA	130

**** Replaceable tips available on request ****

Ceramic tweezers 72MZ

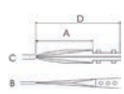

A: 30 mm, B: 0.3 mm, C: 0.7 mm, exchangeable tips, Swiss-made

dpv*link* 11602

Article	Type	L [mm]
I-72MZ.SA	Ceramic tweezers 72MZ.SA	135

**** Replaceable tips available on request ****

Ceramic tweezers 73MZ

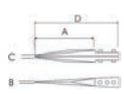

A: 35 mm, B: 0.3 mm, C: 1.0 mm, exchangeable tips, Swiss-made

dpv*link* 11604

Article	Type	L [mm]
I-73MZ.SA	Ceramic tweezers 73MZ.SA	140

**** Replaceable tips available on request ****

Universal tweezers

Tweezers available in different materials and designs

Code	Material	Properties
SA	Stainless steel	· stainless · antimagnetic · resistant against most acids and vapors · medium hardness

Universal tweezers AA

straight and fine tips, Swiss-made

dpv*link* 11758

Article	Type	L [mm]
I-AA.SA	Universal tweezers AA.SA	130

Universal tweezers MM

robust and fine tips, Swiss-made

dpv*link* 12052

Article	Type	L [mm]
I-MM.SA	Universal tweezers MM.SA	130

Universal tweezers 119

fine tips, serrated tips and handles, Swiss-made

dpv*link* 11498

Article	Type	L [mm]
I-119.SA	Universal tweezers 119.SA	150

Universal tweezers 120A

fine tips, strongly serrated tips and handles, Swiss-made

dpv*link* 11502

Article	Type	L [mm]
I-120A.SA	Universal tweezers 120A.SA	110

Universal tweezers 121

very sturdy, blunt serrated tips and handles, Swiss-made

dpv*link* 11504

Article	Type	L [mm]
I-121.SA	Universal tweezers 121.SA	160

Universal tweezers 122.SA

fine and angled tips, serrated handles and tips, Swiss-made

dpv*link* 11508

Article	Type	L [mm]
I-122.SA	Universal tweezers 122.SA	150

DPV ELEKTRONIK
Weitere Artikel finden Sie unter www.compumet.ch

Universal tweezers 124

fine, angled and strongly serrated tips and handles, Swiss-made

dpv*link* 11512

Article	Type	L [mm]
I-124.SA	Universal tweezers 124.SA	150

Universal tweezers 649

sturdy, fine and angled tips, alignment pin, serrated tips and handles; Swiss-made

dpv*link* 11562

Article	Type	L [mm]
I-649.SA	Universal tweezers 649.SA	150

Precision tweezers

Handcrafted precision tweezers for a perfect symmetry and balance, with polished edges and glare-free satin finish.

Precision tweezers 0

flat, fine tips, Swiss-made

dpv*link* 12102

Article	Type	L [mm]
I-0.SA	Precision tweezers 0.SA	120

Precision tweezers 00

sturdy, flat, thick tips, Swiss-made

dpv*link* 12098

Article	Type	L [mm]
I-00.SA	Precision tweezers 00.SA	120

Precision tweezers 00B.SA

as 00.SA with serrated handles, Swiss-made

dpv*link* 11404

Article	Type	L [mm]
I-00B.SA	Precision tweezers 00B.SA	120

Precision tweezers 000

sturdy, flat, rounded tips, fine; Swiss-made

dpv*link* 12104

Article	Type	L [mm]
I-000.SA	Precision tweezers 000.SA	120

Precision tweezers 00D

as 00, with serrated tips and handles, Swiss-made

dpv*link* 12106

Article	Type	L [mm]
I-00D.SA	Precision tweezers 00D.SA	120

Precision tweezers 0C9

flat and fine tips, short; Swiss-made

dpv*link* 12110

Article	Type	L [mm]
I-0C9.SA	Precision tweezers 0C9.SA	90

Precision tweezers 1

sturdy, fine and straight tips, Swiss-made

dpv*link* 12112

Article	Type	L [mm]
I-1.SA	Precision tweezers 1.SA	120

Precision tweezers 2

flat, sharp and fine tips, Swiss-made

dpv*link* 12084

Article	Type	L [mm]
I-2.SA	Precision tweezers 2.SA	120

Precision tweezers 2A

flat, precise and round tips, Swiss-made

dpv*link* 12090

Article	Type	L [mm]
I-2A.SA	Precision tweezers 2A.SA	120

Precision tweezers 2AB

like 2A, with bent tips, Swiss-made

dpv*link* 12118

Article	Type	L [mm]
I-2AB.SA	Precision tweezers 2AB.SA	120

DPV ELEKTRONIK

dpv*link* - Produkte schnell finden!
www.compumet.ch
z.B.: **dpv*link* 21010** → **dpv*link* 21010**

Precision tweezers 2AR

flat, rounded and fine tips, Swiss-made

dpv*link* 11418

Article	Type	L [mm]
I-2AR.SA	Precision tweezers 2AR.SA	120

Precision tweezers 3

very sharp, fine tips, Swiss-made

dpv*link* 11700

Article	Type	L [mm]
I-3.SA	Precision tweezers 3.SA	120

Precision tweezers 3C

as 3, short, Swiss-made

dpv*link* 11704

Article	Type	L [mm]
I-3C.SA	Precision tweezers 3C.SA	110

Precision tweezers 4

extra fine tips, Swiss-made

dpv*link* 11710

Article	Type	L [mm]
I-4.SA	Precision tweezers 4.SA	110
I-4.S	Precision tweezers 4.S	110

Precision tweezers 4A

as 4, but sturdier, Swiss-made

dpv*link* 12128

Article	Type	L [mm]
I-4A.SA	Precision tweezers 4A.SA	110

Precision tweezers 5

extra fine tips, high-quality version, Swiss-made

dpv*link* 11718

Article	Type	L [mm]
I-5.SA	Precision tweezers 5.SA	110
I-5.S	Precision tweezers 5.S	110

Precision tweezers 5A

extra fine tips, high-quality version, Swiss-made

dpv*link* 11726

Article	Type	L [mm]
I-5A.SA	Precision tweezers 5A.SA	115

Precision tweezers 5B

as 5, bent tips, Swiss-made

dpv*link* 12136

Article	Type	L [mm]
I-5B.SA	Precision tweezers 5B.SA	110

Precision tweezers 6

fine tips, flat angled; Swiss-made

dpv*link* 11734

Article	Type	L [mm]
I-6.SA	Precision tweezers 6.SA	115

Precision tweezers 7

very fine tips, bent, Swiss-made.

dpv*link* 11742

Article	Type	L [mm]
I-7.SA	Precision tweezers 7.SA	115

Precision tweezers 7A

as 7, sturdy, Swiss-made

dpv*link* 12154

Article	Type	L [mm]
I-7A.SA	Precision tweezers 7A.SA	115

Precision tweezers 7B

as 7, with serrated tips, Swiss-made

dpv*link* 12158

Article	Type	L [mm]
I-7B.SA	Precision tweezers 7B.SA	115

Precision tweezers 10G

fine serrated tips and handles, Swiss-made

dpv*link* 11444

Article	Type	L [mm]
I-10G.SA	Precision tweezers 10G.SA	110

Precision tweezers 51S

as 5A, bent tips for maximum visibility, Swiss-made

dpv*link* 11458

Article	Type	L [mm]
I-51S.SA	Precision tweezers 51S.SA	115

DPV ELEKTRONIK

Weitere Artikel finden Sie unter www.compumet.ch

Precision tweezers AM

brass precision tweezers, anti-sparking, Swiss-made

dpv*link* 11682

Article	Type	L [mm]
I-AM.BR	Precision tweezers AM.BR	125

Precision tweezers F

as 2A, flat and angular tips, Swiss-made

dpv*link* 11764

Article	Type	L [mm]
I-F.SA	Precision tweezers F.SA	120

Precision tweezers set K5HP

Content: 00, 2A, 3C, 5, 7
high quality with hard foam insert, Swiss-made

dpv*link* 11766

Article	Ausführung
I-K5HP.SA	Precision tweezers set K5HP.SA

High-precision tweezers

Handcrafted high-precision tweezers for a perfect symmetry and balance with polished edges and glare-free satin finish. All high-precision tweezers are available in different materials.
Antimagnetic, acid-resistant steel (SA), INOX steel (S), nickel-chrome-molybdenum steel (NC), titanium (TI), bronze (BR)
Surface coating of epoxy (EP only handles), ESD epoxy (NE only handles), teflon (TE whole tweezers)

Code	Material	Properties
SA	Stainless steel	· stainless · antimagnetic · resistant against most acids and vapors · medium hardness

High-precision reverse-action tweezers 5AX.SA

dpv*link* 11594

Article	Type	L [mm]
I-5AX.SA	High-precision reverse-action tweezers 5AX.SA	115

High-precision tweezers M-3

sharp, fine tips, Swiss-made

dpv*link* 11670

Article	Type	L [mm]
I-M-3.SA	High-precision tweezers M-3.SA	70

High-precision tweezers M-4

very fine tips, Swiss-made

dpv*link* 12046

Article	Type	L [mm]
I-M-4.SA	High-precision tweezers M-4.SA	80

Thin precision tweezers

Extra long and slender precision tweezers for various applications.

Code	Material	Properties
SA	Stainless steel	· stainless · antimagnetic · resistant against most acids and vapors · medium hardness

Thin precision tweezers, 65A

very fine, angled tips, Swiss-made

dpv*link* 11738

Article	Type	L [mm]
I-65A.SA	Thin precision tweezers, 65A.SA	140

Thin precision tweezers, SS

extra fine tips, Swiss-made

dpv*link* 11776

Article	Type	L [mm]
I-SS.SA	Thin precision tweezers, SS.SA	140

ESD Precision tweezers

Handcrafted precision tweezers for a perfect symmetry and balance with antistatic coating.

Code	Material	Properties
SA	Stainless steel	· stainless · antimagnetic · resistant against most acids and vapors · medium hardness

Universal tweezers AA ESD

straight, fine tips, antistatic coating, Swiss-made

dpv*link* 16148

Article	Type	L [mm]
I-AA.SA.ESD	ESD universal tweezers AA.SA.ESD	130

Precision tweezers 00 ESD

sturdy, flat, thick tips, antistatic coating, Swiss-made

dpv*link* 16149

Article	Type	L [mm]
I-00.SA.ESD	ESD Precision tweezers 00.SA.ESD	120
I-00.SA.ESD.EC	ESD Precision tweezers 00.SA.ESD.EC	120

Precision tweezers 1 ESD

sturdy, fine and straight tips, antistatic coating, Swiss-made

dpv*link* 16150

Article	Type	L [mm]
I-1.SA.ESD	ESD Precision tweezers 1.SA.ESD	120

Precision tweezers 2 ESD

flat, sharp and fine tips, antistatic coating, Swiss-made

dpv*link* 16151

Article	Type	L [mm]
I-2.SA.ESD	Precision tweezers 2.SA.ESD	120
I-2.SA.ESD.EC	Precision tweezers 2.SA.ESD.EC	120

Precision tweezers 2A ESD

flat, precise and rounded tips, antistatic coating, Swiss-made

dpv*link* 16152

Article	Type	L [mm]
I-2A.SA.ESD	ESD Precision tweezers 2A.SA.ESD	120

Precision tweezers 3 ESD

very sharp, fine tips, antistatic coating, Swiss-made

dpv*link* 16153

Article	Type	L [mm]
I-3.SA.ESD	ESD Precision tweezers 3.SA.ESD	120

Precision tweezers 3C ESD

very sharp, fine tips, antistatic coating, short, Swiss-made

dpv*link* 16154

Article	Type	L [mm]
I-3C.SA.ESD	ESD Precision tweezers 3C.SA.ESD	110

Precision tweezers 4 ESD

extra fine tips, antistatic coating, Swiss-made

dpv*link* 16155

Article	Type	L [mm]
I-4.SA.ESD	ESD Precision tweezers 4.SA.ESD	110

Precision tweezers 5 ESD

extra fine tips, antistatic coating, Swiss-made

dpv*link* 16156

Article	Type	L [mm]
I-5.SA.ESD	ESD Precision tweezers 5.SA.ESD	110

Precision tweezers 5A ESD

extra fine tips, antistatic coating, Swiss-made

dpv*link* 16157

Article	Type	L [mm]
I-5A.SA.ESD	ESD Precision tweezers 5A.SA.ESD	115

Precision tweezers 7 ESD

very fine tips, bent, antistatic coating, Swiss-made

dpv*link* 16158

Article	Type	L [mm]
I-7.SA.ESD	ESD Precision tweezers 7.SA.ESD	115

Thin precision tweezers 65A ESD

very fine, angled tips, antistatic coating, Swiss-made

dpv*link* 16159

Article	Type	L [mm]
I-65A.SA.ESD	Thin ESD Precision tweezers 65A.SA.ESD	140

DPV ELEKTRONIK

Weitere Artikel finden Sie unter www.compumet.ch

Ergonomic precision tweezers

Antimagnetic precision tweezers with ergonomic, antistatic (ESD) handle for a comfortable working. (DR) blue conductive nitrile rubber, (DN) black conductive PVC foam

Code	Material	Properties
Material of handle		
DN	PVC foam	· very soft and elastic · abrasion-resistant · tear-resistant · good chemical resistance · ESD safe, dissipative · In compliance with the ESD standard DIN EN 61340-5-1
DR	Nitrile	· very soft and elastic · high chemical resistance · ESD safe, dissipative · In compliance with ESD standard DIN EN 61340-5-1
Material of tips		
SA	stainless steel	· stainless · antimagnetic · resistant to most acids and vapors · medium hardness

Ergonomic tweezers 00.SA.DR /.DN

ESD, dissipative, thick, flat tips, with ergonomic handles, Swiss-made

dpv*link* 12475

Article	Type	L [mm]
I-00.SA.DN	Ergonomic precision tweezers 00.SA.DN	120
I-00.SA.DR	Ergonomic precision tweezers 00.SA.DR	120

Ergonomic tweezers 2A.SA.DR/.DN

ESD, dissipative, flat, precise and rounded tips, ergonomic handles, Swiss-made

dpv*link* 12477

Article	Type	L [mm]
I-2A.SA.DN	Ergonomic precision tweezers 2A.SA.DN	120
I-2A.SA.DR	Ergonomic precision tweezers 2A.SA.DR	120

Ergonomic tweezers 3.SA.DR /.DN

ESD, dissipative, very sharp tips, high-quality version, with ergonomic handles, Swiss-made

dpv*link* 12479

Article	Type	L [mm]
I-3.SA.DR	Ergonomic precision tweezers 3.SA.DR	120
I-3.SA.DN	Ergonomic precision tweezers 3.SA.DN	120

Ergonomic tweezers 3C.SA.DR/.DN

ESD, dissipative, very sharp tips, high-quality version, with ergonomic handles, Swiss-made

dpv*link* 12481

Article	Type	L [mm]
I-3C.SA.DR	Ergonomic precision tweezers 3C.SA.DR	110
I-3C.SA.DN	Ergonomic precision tweezers 3C.SA.DN	110

Ergonomic tweezers 5.SA.DR/.DN

ESD, dissipative, extra fine tips, with ergonomic handles, Swiss-made

dpv*link* 12483

Article	Type	L [mm]
I-5.SA.DR	Ergonomic precision tweezers 5.SA.DR	115
I-5.SA.DN	Ergonomic precision tweezers 5.SA.DN	115

Ergonomic tweezers 7.SA.DR/.DN

ESD, dissipative, fine, bent tips, with ergonomic handles, Swiss-made

dpv*link* 12485

Article	Type	L [mm]
I-7.SA.DR	Ergonomic precision tweezers 7.SA.DR	115
I-7.SA.DN	Ergonomic precision tweezers 7.SA.DN	115

Ergonomic cutting tweezers 15AGW.C.DN

ESD, dissipative, with ergonomic handles, Swiss-made

dpv*link* 12487

Article	Type	L [mm]
I-15AGW.C.DN	Ergonomic cutting tweezers 15AGW.C.DN	120

Ergonomic tweezers AA.SA.DR /.DN

ESD, dissipative, precision tips, with ergonomic handles, Swiss-made

dpv*link* 12489

Article	Type	L [mm]
I-AA.SA.DN	Ergonomic precision tweezers AA.SA.DN	130

DPV ELEKTRONIK

dpv*link* - Produkte schnell finden!
www.compumet.ch
z.B.: dpv*link* 21010 → dpv*link* 21010

SMD tweezers ESD

SMD tweezers facilitate a simple handling of the smallest SMD components. Various tip shapes and angles are available for the different component types and applications. The ergonomic shape allows a comfortable working.

Code	Material	Properties
SA	Stainless steel	· stainless · antimagnetic · resistant against most acids and vapors · medium hardness

SMD tweezers SM103.SA ESD

for gripping and positioning components in the SOT case, bent by 45°, antistatic coating, Swiss-made

dpv*link* 16161

Article	Type	L [mm]
I-SM103.SA.ESD	SMD tweezers SM103.SA.ESD	115

SMD tweezers SM104.SA ESD

for a lateral gripping and positioning of components in the SOT case, antistatic coating, Swiss-made

dpv*link* 16162

Article	Type	L [mm]
I-SM104.SA.ESD	SMD tweezers SM104.SA.ESD	120

SMD tweezers SM108.SA ESD

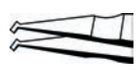

for positioning and soldering 1 mm wide components, tips with recess for a safe hold, antistatic coating, Swiss-made

dpv*link* 16163

Article	Type	L [mm]
I-SM108.SA.ESD	SMD tweezers SM108.SA.ESD	120

Precision cutting tweezers

Precision cutting tweezers with hardened tips, suitable for a precise cutting of thin wires and components.

Code	Material	Properties
S	Tool steel, hardened	· largely stainless · fine tips available · good hardness values · slightly magnetic
C	Carbon steel	· very long service life · very sturdy · optimum hardness · resistant · highly magnetic · sensitive to corrosion (Protection only by nickel plating)

Cutting tweezers 152.S

Precision miniature cutting tweezers, cutting surface, Swiss-made

dpv*link* 11804

Article	Type	L [mm]
I-152.S	Cutting tweezers 152.S	98

Cutting tweezers 15A.C

for soft copper, gold, silver or magnetic wires, Swiss-made

dpv*link* 11446

Article	Type	L [mm]
I-15A.C	Cutting tweezers 15A.(C)	120

Cutting tweezers 15AGW.C

for soft copper, gold, silver or magnetic wires, Swiss-made

dpv*link* 11628

Article	Type	L [mm]
I-15AGW.C	Cutting tweezers 15AGW.C	120

DPV ELEKTRONIK

Weitere Artikel finden Sie unter www.compumet.ch

Reverse-action tweezers

Reverse-action tweezers facilitates the comfortable handling of electronic components, in particular in soldering. Straight or bent versions (suffix B), in different lengths. Available in stainless, acid-resistant, antimagnetic steel (SA) or nickel-plated (NP).

Code	Material	Properties
SA	Stainless steel	· stainless · antimagnetic · resistant against most acids and vapors · medium hardness

Reverse-action tweezers 29.SA

Desoldering tweezers, strongly blunted, serrated handles, Swiss-made

dpv*link* 11848

Article	Type	L [mm]
I-29.SA	Reverse-action tweezers 29.SA	165

SMD tweezers

SMD tweezers facilitate a simple handling of very small SMD components. Different tip shapes and angles are available for various component types and applications. The glare-free satined surface and the ergonomic design allow a comfortable work.

Special versions are available on request. The models can also be delivered as reverse-action tweezers.

Code	Material	Properties
SA	Stainless steel	· stainless · antimagnetic · resistant against most acids and vapors · medium hardness

SMD reverse-action tweezers SM100.SA

self-clamping, for the processing of PCBs with SMDs, Swiss-made

dpv*link* 11462

Article	Type	L [mm]
I-SM100.SA	SMD reverse-action tweezers SM100.SA	115

SMD tweezers SM103.SA

for gripping and positioning components in the SOT case, bent by 45°, Swiss-made

dpv*link* 11468

Article	Type	L [mm]
I-SM103.SA	SMD tweezers SM103.SA	115

SMD tweezers SM107.SA

for positioning all flat components, angled by 60°, Swiss-made

dpv*link* 11476

Article	Type	L [mm]
I-SM107.SA	SMD tweezers SM107.SA	120

SMD tweezers SM110.SA

for positioning monolithic chip capacitors, tips with recesses, Swiss-made

dpv*link* 11482

Article	Type	L [mm]
I-SM110.SA	SMD tweezers SM110.SA	120

SMD tweezers SM111.SA

for positioning 5 mm monolithic chip capacitors, tips with flat base recess. Swiss-made

dpv*link* 11484

Article	Type	L [mm]
I-SM111.SA	SMD tweezers SM111.SA	120

SMD tweezers SM115.SA

tips with recesses, angled by 30°, for holding and positioning cylindrical components, Swiss-made

dpv*link* 11492

Article	Type	L [mm]
I-SM115.SA	SMD tweezers SM115.SA	120

SMD tweezers SM116.SA

straight tips with recesses, for a vertical positioning of cylindrical components, Swiss-made

dpv*link* 11494

Article	Type	L [mm]
I-SM116.SA	SMD tweezers SM116.SA	120

SMD tweezers SM117.SA

for positioning components in the SOT case, Swiss-made

dpv*link* 11496

Article	Type	L [mm]
I-SM117.SA	SMD tweezers SM117.SA	120

CK PRECISION

The series "Precision" impresses with high precision and fineness and has been adapted to the constantly changing requirements.

- Steel of highest quality, stainless, antimagnetic, acid-resistant.
- Produced with the most modern production methods.
- Controlled bit by bit.
- Finely polished, matt.
- Available in a wide range, many shapes, lengths and thicknesses.

Precision tweezers 2316 SA (18/10)

Fine, straight tips. Finely polished. Austenitic, stainless steel, antimagnetic, acid-resistant.

dpv*link* 1119

Article	Type	Length [mm]
2316	Precision tweezers 2316 SA (18/10)	105

Precision tweezers 2317 SA (18/10)

Fine, bent tips. Finely polished. Austenitic, stainless steel, antimagnetic, acid-resistant.

dpv*link* 1121

Article	Type	Length [mm]
2317	Precision tweezers 2317 SA (18/10)	105

Precision tweezers 2318 SA (18/10)

Fine, straight, extra long tips. Finely polished. Austenitic, stainless steel, antimagnetic, acid-resistant.

dpv*link* 1123

Article	Type	Length [mm]
2318	Precision tweezers 2318 SA (18/10)	130

Precision tweezers 2319 S

Fine, straight tips. Finely polished. Stainless steel.

dpv*link* 1125

Article	Type	Length [mm]
2319	Precision tweezers 2319 S	120

Precision tweezers SMD type 5B.SA

Superfine tips, bent by 60°. For various applications.

dpv*link* 1127

Article	Type	Length [mm]
2330	Precision tweezers SMD type 5B.SA	110

Precision tweezers SMD type 5C.SA

Superfine tips, bent by 60° and curved. For working in the narrowest spaces.

dpv*link* 1129

Article	Type	Length [mm]
2331	Precision tweezers SMD type 5C.SA	115

Placement tweezers SMD type SM104.SA

For an easy, lateral gripping and positioning of components in the SOT case

dpv*link* 1143

Article	Type	Length [mm]
2334	Placement tweezers SMD type SM104.SA	120

Placement tweezers SMD type SM115.SA

For the holding and positioning of cylindrical parts up to Ø 1 mm. Tips angled by 30°, rounded inside.

dpv*link* 1147

Article	Type	Length [mm]
2336	Placement tweezers SMD type SM115.SA	120

Precision tweezers 2339 SA

Fine, bent tips, Austenitic, stainless steel, anti-magnetic, acid-resistant.

dpv*link* 21329

Article	Type	Length [mm]
2339	Precision tweezers 2339 SA	110

Precision tweezers type 3C.SA

Extremely fine, sharp tips, straight. For various applications.

dpv*link* 1133

Article	Type	Length [mm]
2340	Precision tweezers type 3C.SA	110

Precision tweezers type 5.SA

Superfine tips, straight. For various applications.

dpv*link* 1131

Article	Type	Length [mm]
2341	Precision tweezers type 5.SA	110

Precision tweezers type MM.SA

Fine tips, straight. For various applications.

dpv*link* 1135

Article	Type	Length [mm]
2343	Precision tweezers type MM.SA	130

DPV ELEKTRONIK

Weitere Artikel finden Sie unter www.compumet.ch

Reverse-action tweezers (self-clamping) SMD type X104.SA

For an easy lateral gripping and positioning of components in the SOT case and for similar applications. Fatigue-free working

dpv*link* 1141

Article	Type	Length [mm]
2349	Reverse-action tweezers (self-clamping) SMD type X104.SA	120

Placement tweezers SMD type 582.SA

For the holding, positioning and desoldering of horizontal cylindrical components up to 1 mm ø. Tips rounded inside. Serrated handles.

dpv*link* 1157

Article	Type	Length [mm]
2351	Placement tweezers SMD type 582.SA	115

Placement tweezers SMD type 579.SA

For the holding, positioning and desoldering of horizontal cylindrical components up to 2 mm ø. Tips rounded inside. Serrated handles.

dpv*link* 1201

Article	Type	Length [mm]
2354	Placement tweezers SMD type 579.SA	115

Placement tweezers type 22.SA

Fine, bent tips with fine cross cut. Serrated handles. For general application.

dpv*link* 1225

Article	Type	Length [mm]
2359	Placement tweezers type 22.SA	150

Placement tweezers type 2A.SA

Flat, rounded tips, very finely polished.

dpv*link* 1227

Article	Type	Length [mm]
2360	Placement tweezers type 2A.SA	120

Flat gripping tweezers type 127.SA

Spatulate, rectangular, flat tips, very smooth inside to protect the surface of the component. Serrated handles.

dpv*link* 1153

Article	Type	Length [mm]
2364	Flat gripping tweezers type 127.SA	105

Precision tweezers type 00D.SA

Flat, blunt tips, strong. With a fine cut. Serrated handles.

dpv*link* 1231

Article	Type	Length [mm]
2381	Precision tweezers type 00D.SA	120

Precision tweezers type AA.SA

Fine, straight tips. For different applications.

dpv*link* 19472

Article	Type	Length [mm]
2346	Precision tweezers type AA.SA	127

Precision tweezers type 00.SA

Strong, thick, flat tips, straight.

dpv*link* 19474

Article	Type	Length [mm]
2347	Precision tweezers type 00.SA	123

Precision tweezers type 2.SA

Flat, sharp, fine tips.

dpv*link* 19476

Article	Type	Length [mm]
2348	Precisition tweezers type 2.SA	122

CK Precision ESD

The series „Precision ESD" was especially developed for the safe handling of small components in fine applications where it is critical to prevent damage from electro-static charge.

- Stainless steel anti-magnetic, acid- and corrosion-resistant
- ESD-safe black epoxy coating
- Manufactured with state-of-the art porduction methods
- Controlled piece by piece
- Wide selection, many shapes lengths and thicknesses

Precision tweezers type 5.SA ESD

Superfine tips, straight. For various applications.

ESD-safe epoxy coating.

dpv*link* 19335

Article	Type	L [mm]
2341D-ESD	Precision tweezers type 5.SA ESD	110

Precision tweezers type AA.SA ESD

Fine tips, straight. For various applications.

ESD-safe epoxy coating.

dpv*link* 19370

Article	Type	L [mm]
2346D-ESD	Precision tweezers type AA.SA ESD	127

Precision tweezers type SS.SA ESD

Slim long, super-fine tips. Provides extended reach and access in confined areas.

ESD-safe epoxy coating.

dpv*link* 19372

Article	Type	L [mm]
2368D-ESD	Precision tweezers type SS.SA ESD	140

Precision tweezers type 00.SA ESD

Strong, thick, flat tips, straight.

ESD-safe epoxy coating.

dpv*link* 19375

Article	Type	L [mm]
2347D-ESD	Precision tweezers type 00.SA ESD	122

Precision tweezers type 1.SA ESD

Slim, straight, fine tips.

ESD-safe epoxy coating.

dpv*link* 19377

Article	Type	L [mm]
2369D-ESD	Precision tweezers type 1.SA ESD	120

Precision tweezers type 2.SA ESD

Flat, sharp, fine tips.

ESD-safe epoxy coating.

dpv*link* 19379

Article	Type	L [mm]
2348D-ESD	Precision tweezers type 2.SA ESD	120

Precision tweezers type 2AB.SA ESD

Flat, sharp tips, bent. For the handling of delicate or small components. Tip angle facilitates the equipping of PCBs.

ESD-safe epoxy coating.

dpv*link* 19381

Article	Type	L [mm]
2370D-ESD	Precision tweezers type 2AB.SA ESD	117

Precision tweezers type 3.SA ESD

Very sharp, fine tips.

ESD-safe epoxy coating.

dpv*link* 19383

Article	Type	L [mm]
2379D-ESD	Precision tweezers type 3.SA ESD	120

Precision tweezers type 3C.SA ESD

Extremely fine, sharp tips, straight. For various applications.

ESD-safe epoxy coating.

dpv*link* 19470

Article	Type	L [mm]
2340D-ESD	Precision tweezers type 3C.SA ESD	110

Precision tweezers type 4A.SA ESD

Superfine, robust tips, straight. For various applications.

ESD-safe epoxy coating.

dpv*link* 19385

Article	Type	L [mm]
2388D-ESD	Precision tweezers type 4A.SA ESD	110

Precision tweezes type 5A.SA ESD

Oblique, extremely fine tips. For better visibility during work.

ESD-safe epoxy coating.

dpv*link* 19387

Article	Type	L [mm]
2389D-ESD	Precision tweezers type 5A.SA ESD	115

Precision tweezers type 7A.SA ESD

Extremely fine tips, bent and robust.

ESD-safe epoxy coating.

dpv*link* 19389

Article	Type	L [mm]
2361D-ESD	Precision tweezers type 7A.SA ESD	120

Precision tweezers type 12.SA ESD

For positioning and soldering 1mm wide components. Tips bent by 45°.

ESD-safe epoxy coating.

dpv*link* 19391

Article	Type	L [mm]
2362D-ESD	Precision tweezers type 12.SA ESD	120

DPV ELEKTRONIK

Weitere Artikel finden Sie unter www.compumet.ch

Precision tweezers type 13.SA ESD

Grooved tips for positioning and soldering 1mm wide components.

ESD-safe epoxy coating.

dpv*link* 19393

Article	Type	L [mm]
2363D-ESD	Precision tweezers type 13.SA ESD	120

Placement tweezers type 2A.SA ESD

Flat, round tips, very fine polished. Straight.

ESD-safe epoxy coating.

dpv*link* 19471

Article	Type	L [mm]
2360D-ESD	Placement tweezers type 2A.SA ESD	123

CK CARBOFIB

The tips of the Carbofib tweezers consist of black carbon fiber material. Significantly softer than steel, but still resistant, with their smooth surface they go easy on components with very sensitive surfaces, such as SMD, wafer or ceramic capacitors. The conductive material is suitable for ESD areas, completely antimagnetic, acid-resistant and resistant to temperatures up to 270°C.

Placement tweezers type 259CF

Fine tips made of carbon fiber.

dpv*link* 1244

Article	Type	L [mm]
2390	Placement tweezers type 259CF	130

Placement tweezers type 5CF

Fine, extra slender tips made of carbon fiber.

dpv*link* 1247

Article	Type	L [mm]
2391	Placement tweezers type 5CF	130

Placement tweezers type 249CF

Round tips, 2 mm wide, made of carbon fiber.

dpv*link* 1249

Article	Type	L [mm]
2392	Placement tweezers type 249CF	130

CK CERAMIC

The especially light ceramic tweezers are characterized by a large number of special properties which meet also very special requirements.

Ceramic tweezers type 73 MZ SA

Straight tips made of zirconia ceramic. Smooth stainless steel handles.

dpv*link* 1308

Article	Type	L [mm]
2345A	Ceramic tweezers type 73 MZ SA	140

Erem Precision tweezers

Erem tweezers are high precision tools of constantly high quality. Precisely manufactured symmetrical tips combined with a free movement and a perfect balance turn it into an excellent tool.

The most common types are available in an inexpensive version (SL). The type number is not only printed on, but stamped in all Erem tweezers.

Precision tweezers AASA

Professional tweezers with fine, but very sturdy tips

dpv*link* 1431

Article	Type	L [mm]
AASA	Precision tweezers	125
AASA-SL	Precision tweezers, standard	125

Precision tweezers ACSA

Special stainless steel, nonmagnetic, with serrated finger grips

dpv*link* 11230

Article	Type	L [mm]
ACSA	Precision tweezers	108

Precision tweezers 00SA

Erem

Professional tweezers, flat inside of the tips, for general working and equipping

dpv*link* 1434

Article	Type	L [mm]
00SA	Precision tweezers	120
00SA-SL	Precision tweezers, standard	120

Precision tweezers 00DSA

Erem

Precision tweezers with serrated finger grips and inside-serrated tips, special stainless steel, non-magnetic

dpv*link* 11232

Article	Type	L [mm]
00DSA	Precision tweezers	120

Precision tweezers 2SA

Erem

Professional tweezers with medium-fine tips, inexpensive standard version

dpv*link* 1326

Article	Type	L [mm]
2SA	Precision tweezers	115
2SA-SL	Precision tweezers, standard	115

Precision tweezers 2SASA

Erem

Professional tweezers, flat, rounded tips

dpv*link* 1342

Article	Type	L [mm]
2ASA	Precision tweezers	120
2ASA-SL	Precision tweezers, standard	120

Precision tweezers 3CSA

Erem

Professional tweezers for the microelectronics

dpv*link* 1351

Article	Type	L [mm]
3CSA	Precision tweezers	110
3CSA-SL	Precision tweezers, standard	110

Precision tweezers 5SA

Erem

Professional tweezers with very fine tips, for the handling of fine wires and miniature parts

dpv*link* 1358

Article	Type	L [mm]
5SA	Precision tweezers	110
5SA-SL	Precision tweezers, standard	110

Precision tweezers 7SA

Professional tweezers with bent, fine tips, recessed. Good handling in the smallest spaces.

dpv*link* 6895

Article	Type	L [mm]
7SA	Precision tweezers	120
7SA-SL	Precision tweezers, standard	120

Precision tweezers 5ASA

Erem

Professional tweezers with very fine tips, for the handling of fine wires and chip components

dpv*link* 1361

Article	Type	L [mm]
5ASA	Precision tweezers	115
5ASA-SL	Precision tweezers, standard	115

Precision tweezers 5CSA

Erem

Tweezers with bent tips for a better visibility under the microscope, angle 30°

dpv*link* 1370

Article	Type	L [mm]
5CSA	Precision tweezers 5CSA	115

Precision tweezers 51SA

Erem

Professional tweezers with very fine tips, angled by 30°

dpv*link* 1367

Article	Type	L [mm]
51SA	Precision tweezers	115
51SA-SL	Precision tweezers, standard	115

Precision tweezers 249CER

Erem

Ceramic tips, heat-resistant up to 900°C, nonmagnetic, insulator

dpv*link* 11228

Article	Type	L [mm]
249CER	Precision tweezers	130

SMD tweezers 102ACA

Erem

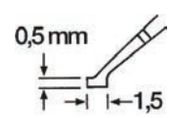

For a perfect handling of chips or miniature components, no fatigue due to a bent head, for equipping SMD PCBs or ceramic substrates, blunt edges

dpv*link* 4753

Article	Type	L [mm]
102ACA	SMD tweezers	115

DPV ELEKTRONIK

Weitere Artikel finden Sie unter www.compumet.ch

SMD tweezers 102ACAX

Erem

With reverse clamping action for a perfect handling of chips or miniature components, no fatigue due to a bent head, for equipping SMD PCBs or ceramic substrates, blunt edges

dpv*link* 7690

Article	Type	L [mm]
102ACAX	SMD tweezers	115

SMD tweezers 103ACA

Erem

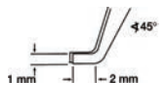

For a perfect handling of chips or miniature components, no fatigue due to a bent head, for equipping SMD PCBs or ceramic substrates, blunt edges, bent tips

dpv*link* 4756

Article	Type	L [mm]
103ACA	SMD tweezers	115

SMD tweezers 150SAD

Erem

SMD tweezers with round tips Ø 1.5 - 3 mm

dpv*link* 7692

Article	Type	L [mm]
150SAD	SMD tweezers	120

SMD tweezers 150SA

Erem

SMD tweezers with round tips Ø 1.5 - 3 mm

dpv*link* 7694

Article	Type	L [mm]
150SA	SMD tweezers	120

SMD tweezers 151SA

Erem

SMD tweezers with round tips Ø 3-6 mm

dpv*link* 7696

Article	Type	L [mm]
151SA	SMD tweezers	120

SMD tweezers 32BSA

Erem

For cylindrical miniature components Ø 5 mm, angled by 45°

dpv*link* 7698

Article	Type	L [mm]
32BSA	SMD tweezers	115

SMD tweezers 32BSA20

Erem

For cylindrical miniature components, with round tips Ø 2 or 2.5 mm, angled by 45°

dpv*link* 7700

Article	Type	L [mm]
32BSA20	SMD tweezers, tips Ø 2.0 mm	115
32BSA25	SMD tweezers, Ø 2.5 mm	115

SMD tweezers 150SAMB

Erem

For very small cylindrical components Ø 1.2 - 2.5 mm, angled by 40°

dpv*link* 4758

Article	Type	L [mm]
150SAMB	SMD tweezers	115

SMD tweezers 150SAMF

Erem

For cylindrical miniature components Ø 1.2 - 2.5 mm

dpv*link* 4761

Article	Type	L [mm]
150SAMF	SMD tweezers	115

High-precision gripping tweezers 39SA

Erem

Tweezers to hold wires and round, cylindrical components, round tips with Ø 0.3 or 0.4 mm

dpv*link* 4512

Article	Type	L [mm]
39SA	High-precision gripping tweezers, tips Ø 0.3 mm	110
40SA	High-precision gripping tweezers, tips Ø 0.4 mm	110

Cutting tweezers 15AGW

Erem

Tweezers with oblique head, long-lasting, for soft wires up to Ø 0.25 mm

dpv*link* 4531

Article	Type	L [mm]
15AGW	Cutting tweezers	115

DPV ELEKTRONIK

dpv*link* - Produkte schnell finden!
www.compumet.ch
z.B.: dpv*link* 21010 → dpv*link* 21010

Precision tweezers 249SA

Synthetic tips (PPS), heat-resistant up to 250°C, resistant to acids and molten solder (several seconds), water-repellent, ESD safe, outside serrated

dpv*link* 1372

Article	Type	L [mm]
249SA	Precision tweezers	120

Precision tweezers 258SA

as version 249 SA, but fine, synthetic tips (PPS), heat-resistant up to 250°C

dpv*link* 1429

Article	Type	L [mm]
258SA	Precision tweezers	120

Ergonomic precision tweezers E00SA

Professional tweezers, flat inside of the tips and ergonomic handles, for general working and equipping. ESD safe.

dpv*link* 7647

Article	Type	L [mm]
E00SA	Ergonomic precision tweezers E00SA	120

Ergonomic precision tweezers E00DSA

Professional tweezers with serrated inside of the tips and ergonomic handles, for general working and equipping. ESD safe.

dpv*link* 9706

Article	Type	L [mm]
E00DSA	Ergonomic precision tweezers E00DSA	120

Ergonomic precision tweezers E5SA

Professional tweezers with very fine tips and ergonomic handles, for handling fine wires and miniature components. ESD safe.

dpv*link* 7643

Article	Type	L [mm]
E5SA	Ergonomic precision tweezers E5SA	120

Ergonomic precision tweezers E2ASA

Professional tweezers, flat, rounded tips and ergonomic handles. ESD safe.

dpv*link* 7651

Article	Type	L [mm]
E2ASA	Ergonomic precision tweezers E2ASA	120

Ergonomic precision tweezers E7SA

Professional tweezers with bent, fine, recessed tips and ergonomic handles. Good handling in the smallest spaces. ESD safe.

dpv*link* 7649

Article	Type	L [mm]
E7SA	Ergonomic precision tweezers E7SA	120

Ergonomic precision tweezers E3CSA

Professional tweezers with ergonomic handles for the microelectronics. ESD safe.

dpv*link* 7645

Article	Type	L [mm]
E3CSA	Ergonomic precision tweezers E3CSA	120

Ergonomic cutting tweezers E15AGW

Professional cutting tweezes with ergonomic handles for micro-electronics. ESD safe

dpv*link* 9708

Article	Type	L [mm]
E15AGW	Ergonomic cutting tweezers E15AGW	120

Kit for SMD works

6-piece set in a black plastic case with foam insert.

Consisting of:

- Precision tweezers 51SA
- SMD tweezers 102ACA
- SMD tweezers 103ACA
- SMD tweezers 150SAMB
- SMD tweezers 150SAMF
- Diagonal cutting pliers 670EP

dpv*link* 6978

Article	Ausführung
3900KC	Kit for SMD works

Erem Tweezers Prime Selection

consisting of:

- 3SA precision tweezers with fine tips straight
- 2ASA precision tweezers with flat, rounded tips, tip width 2 mm
- 7SA precision tweezers, bent, recessed, with fine tips

dpv*link* 10768

Article	Ausführung
3300TPS	Erem Tweezers Prime Selection

DPV ELEKTRONIK

Weitere Artikel finden Sie unter www.compumet.ch

Erem SMD tweezers - Universal

consisting of:

- 103ACA SMD precision tweezers, angled by 45°, tip width 0.5 mm
- 150SAMF SMD precision tweezers, round tips, angled by 40°C
- 102ACAX SMD precision tweezers with angled, fine tips
- 7SASMD precision tweezers, bent, recessed, with fine tips

dpv*link* 10770

Article	Ausführung
3400TSMDU	Erem tweezers - Universal

Erem Premium tweezers

consisting of:

- 3SA precision tweezers with fine tips straight
- 2ASA precision tweezers with flat, rounded tips
- 7SA precision tweezers, bent, recessed, with fine tips
- 102ACA SMD precision tweezers, tip width 0.5 mm, angled by 45°
- 15AGW cutting tweezers with thin oblique head

dpv*link* 10771

Article	Ausführung
3500TP	Erem Premium tweezers

Screwdrivers

Piergiacomi Screwdrivers

Precision screwdrivers with swivel head, ergonomic handle, tip burnished. **Material:** chrome-vanadium-molybdenum steel.

Slotted screwdriver PG 1

dpv*link* 6010

Article	Tip	Shank	Diameter
PG1-0.D	1.2 mm	60 mm	2.5 mm
PG1-1.D	1.5 mm	60 mm	2.5 mm
PG1-2.D	1.8 mm	60 mm	2.5 mm
PG1-3.D	2.5 mm	75 mm	2.5 mm
PG1-4.D	3.0 mm	100 mm	3.0 mm
PG1-5.D	3.0 mm	150 mm	3.0 mm

PH Phillips screwdriver PG2

dpv*link* 6397

Article	Tip	Shank	Diameter
PG2-0.D	PH000	60 mm	2.5 mm
PG2-1.D	PH00	60 mm	2.5 mm
PG2-1/75.D	PH00	75 mm	2.5 mm
PG2-2.D	PH0	60 mm	3.0 mm
PG2-2/75.D	PH0	75 mm	3.0 mm
PG2-2/100.D	PH0	100 mm	3.0 mm
PG2-2/150.D	PH0	150 mm	3.0 mm

Pozidriv screwdriver PG3

dpv*link* 6401

Article	Tip	Shank	Diameter
PG3-0.D	PZ0	60 mm	3.0 mm

TORX® screwdriver PG4

dpv*link* 6403

Article	Tip	Shank	Diameter
PG4-0X.D	TX05	50 mm	3.5 mm
PG4-0.D	TX06	50 mm	3.5 mm
PG4-1.D	TX07	50 mm	3.5 mm
PG4-2.D	TX08	60 mm	3.5 mm
PG4-3.D	TX09	60 mm	3.5 mm
PG4-4.D	TX10	60 mm	3.5 mm
PG4-5.D	TX15	60 mm	3.5 mm

TORX® screwdriver PG5

with holes

dpv*link* 7727

Article	Tip	Shank	Diameter
PG5-0X.D	TR05	50 mm	3.5 mm
PG5-0.D	TR06	50 mm	3.5 mm
PG5-1.D	TR07	50 mm	3.5 mm
PG5-2.D	TR08	60 mm	3.5 mm
PG5-3.D	TR09	60 mm	3.5 mm
PG5-4.D	TR10	60 mm	3.5 mm
PG5-5.D	TR15	60 mm	3.5 mm

CK Screwdrivers

Series TRITON

TRITON ESD combines the advantages of dissipative materials with an ergonomic shape of the handle. In contrast to the especially light, small XonicXM screwdrivers, Triton ESD offers a bigger gripping volume and blades for larger screws.

Dissipative tools offer no protection against voltages, because they have no insulating properties.



1. Hefte aus schwarzem, ableitendem Spezialmaterial, direkt auf die Klinge gespritzt
2. Praxisorientiertes Heftdesign - handschonend, griffig. Kraftvoll schrauben, feinfühlig und schnell justieren.
3. Schwarze Klingen vermeiden Reflexe und Abblättern von Chrompartikeln.
4. Anwendungsorientierte Materialauswahl - hochlegierte Chrom-Vanadium- oder Chrom-Molybdän-Stähle, durchgehend gehärtet auf 52 - 60 HRC.
5. Paßgenaue Spitzen - präzise und langlebig.

TRITON 4725ESD slotted

Chrome-vanadium steel
DIN EN 100 015-1,DIN 5263, DIN 5264B; DIN 5268-2; ISO 2380-1

dpv*link* 1106

Article	Thickness	Shank	Diameter
4725ESD.75x3	0.5 mm	75 mm	3.0 mm
4725ESD.100x3	0.5 mm	75 mm	3.0 mm
4725ESD.100x4	0.8 mm	100 mm	4.0 mm
4725ESD.125x5	0.8 mm	125 mm	5.0 mm
4725ESD.250x5	0.8 mm	250 mm	5.0 mm

TRITON 4722ESD PH Phillips

Chrome-molybdenum steel
DIN EN 100 015-1, DIN 5261, DIN 5262; DIN 5268-2; ISO 2380-1

dpv*link* 1258

Article	Tip	Shank	Diameter
4722ESD.PH0x60	PH0	60 mm	3.5 mm
4722ESD.PH1x80	PH1	80 mm	5.0 mm
4722ESD.PH1x300	PH1	300 mm	5.0 mm
4722ESD.PH2x100	PH2	100 mm	6.0 mm
4722ESD.PH2x300	PH2	300 mm	6.0 mm

TRITON 4723ESD PZD/ SDV Pozidriv / Supadriv

Chrome-molybdenum steel
DIN EN 100 015-1

dpv*link* 1271

Article	Tip	Shank	Diameter
4723ESD.PZD/SDV.0x60	PZD0	60 mm	3.5 mm
4723ESD.PZD/SDV.1x80	PZD1	80 mm	5.0 mm
4723ESD.PZD/SDV.2x100	PZD2	100 mm	6.0 mm

TRITON 4718ESD Torx Tamperproof

Chrome-vanadium steel, with hole = tamper-proof
DIN EN 100 015-1

dpv*link* 1288

Article	Tip	Shank	Diameter
4718ESD.TX08x70	TX08	70 mm	3.0 mm
4718ESD.TX08x200	TX08	200 mm	3.0 mm
4718ESD.TX09x70	TX09	70 mm	3.0 mm
4718ESD.TX10x80	TX10	80 mm	3.0 mm
4718ESD.TX10x300	TX10	300 mm	3.0 mm
4718ESD.TX15x80	TX15	80 mm	3.5 mm
4718ESD.TX15x300	TX15	300 mm	3.5 mm
4718ESD.TX20x90	TX20	90 mm	4.0 mm

DPV ELEKTRONIK
Weitere Artikel finden Sie unter www.compumet.ch

TRITON 4582ESD Bit holder

Bit holder with snap ring, without magnet, EMC compatible, 1/4" hexagon C 6.3

dpv*link* 1615

Article	Shank	Diameter
4582ESD.C6.3	120 mm	11.0 mm

Triton ESD Screwdriver set

in display boxes with transparent, imprinted lid.

dpv*link* 1251

Article	Type
4741ESD	**ESD Screwdriver Set 4741ESD** 4725 ESD.75x3, 100x3, 125x5 4723 ESD.PZDSDV 0, 1, 2
4741S-ESD	**ESD Screwdriver Set** 4725 ESD.75x3, -100x3, -125x5 4722 ESD.PH 0, 1, 2
4730ESD	**ESD Screwdriver Set** 4718 ESD.TX 08, 09, 10, 15, 20

Triton ESD screwdriver set 6-piece SL / PH / TX

For an extra long reach.

1 x slotted, size 5 x 250 mm
2 x PH, sizes 1 x 300 mm and 2 x 300 mm
3 x TX, sizes 8 x 200 mm, 10 x 300 mm and 15 x 300 mm

dpv*link* 21578

Article	Type
4797-ESD	**ESD screwdriver set 6-piece** T4725ESD 5 x 250, T4722ESD PH 1 x 300, PH 2 x 300 T4718ESD T08x200, T10x300, T15x300

Series XONIC

When working on electronic components, static electricity can lead to damages or the destruction of sensitive semiconductors and other components.

Therefore, precautions are essential when working with electrostatically sensitive components.

The dissipative screwdriver tools by C.K offer an additional protection when working in electrostatically sensitive areas (ESD).

XonicXM ESD / ETUC screwdriver tools:
Manufactured and tested according to DIN 91953 as well as DIN EN 100-015/1

The handle sleeves do not provide any protection against voltage.

XONIC 4880X-ESD Slotted

dpv*link* 1626

Article	Tip	Thickness	Shank	Diameter
4880X-ESD0.8x60	0.8 mm	0.2 mm	60 mm	2.5 mm
4880X-ESD1.2x60	1.2 mm	0.25 mm	60 mm	2.5 mm
4880X-ESD1.5x60	1.5 mm	0.3 mm	60 mm	2.5 mm
4880X-ESD1.8x60	1.8 mm	0.3 mm	60 mm	2.5 mm
4880X-ESD2.5x60	2.5 mm	0.4 mm	60 mm	2.5 mm
4880X-ESD2.5x75	2.5 mm	0.4 mm	75 mm	2.5 mm
4880X-ESD3.0x100	3.0 mm	0.5 mm	100 mm	3.0 mm
4880X-ESD4.0x100	4.0 mm	0.6 mm	100 mm	4.0 mm

XONIC 4882X-ESD PH / Cross-tip

dpv*link* 1639

Article	Tip	Shank	Diameter
4882X-ESD000x60	PH000	60 mm	2.5 mm
4882X-ESD00x60	PH00	60 mm	2.5 mm
4882X-ESD0x60	PH0	60 mm	3.0 mm
4882X-ESD1x80	PH1	80 mm	4.5 mm

XONIC 4875X-ESD PZD / Cross-tip

dpv*link* 1647

Article	Tip	Shank	Diameter
4875X-ESD0x60	PZD0	60 mm	3.0 mm
4875X-ESD1x80	PZD1	80 mm	4.5 mm

XONIC 4877X-ESD TORX®

dpv*link* 1656

Article	Tip	Shank	Diameter
4877X-ESDTX04x50	TX04	50 mm	2.5 mm
4877X-ESDTX05x50	TX05	50 mm	2.5 mm
4877X-ESDTX06x50	TX06	50 mm	3.5 mm
4877X-ESDTX07x50	TX07	50 mm	3.5 mm
4877X-ESDTX08x60	TX08	60 mm	3.5 mm

XONIC 4838X-ESD Hexagon ballpoint

dpv*link* 1651

Article	Size	Shank	Diameter
4838X-ESD1.5x50	1.5 mm	50 mm	2.5 mm
4838X-ESD2.0x50	2.0 mm	50 mm	2.5 mm
4838X-ESD2.5x60	2.5 mm	60 mm	3.0 mm
4838X-ESD3.0x60	3.0 mm	60 mm	3.5 mm

XONIC 4840X-ESD Socket wrench

dpv*link* 1681

Article	Size	Shank	Diameter
4840X-ESD3.2x60	3.2 mm	60 mm	4.0 mm
4840X-ESD3.5x60	3.5 mm	60 mm	4.0 mm
4840X-ESD4.0x60	4.0 mm	60 mm	4.0 mm
4840X-ESD4.5x60	4.5 mm	60 mm	4.0 mm
4840X-ESD5.0x60	5.0 mm	60 mm	4.0 mm
4840X-ESD5.5x60	5.5 mm	60 mm	4.0 mm

XONIC 4845-ESD Ceramic trimmer slotted

dpv*link* 1687

Article	Tip	Thickness	Shank	Diameter
4845-ESD0.9x15	0.9 mm	0.4 mm	15 mm	1.8 mm
4845-ESD1.3x15	1.3 mm	0.4 mm	15 mm	1.8 mm
4845-ESD1.8x15	1.8 mm	0.4 mm	15 mm	1.8 mm
4845-ESD2.6x15	2.6 mm	0.4 mm	15 mm	2.6 mm

XONIC 4847-ESD Ceramic trimmer PH / cross-tip

4847-ESD0x15 special with extra flat tip.

dpv*link* 1697

Article	Tip	Shank	Diameter
4847-ESD0x15	PH0	15 mm	2.6 mm
4847-ESD0x15spec	PH0	15 mm	2.6 mm

XONIC ESD screwdriver set 4-piece SL/PH

Slotted screwdriver 1.8 x 60, 3 x 100, 4 x 150 mm
Crosstip screwdriver PH 0 x 60

dpv*link* 21582

Article	Type
4884X-ESD	**ESD screwdriver set 4-piece**

XONIC ESD screwdriver set 7-piece SL/PH

Slotted screwdriver 2.5 x 75, 3.0 x 100, 3.0 x 150, 4.0 x 100, 4.0 x 150 mm
Crosstip screwdriver PH 0 x 60, 1 x 80 mm

dpv*link* 21580

Article	Type
4883X-ESD	**ESD screwdriver set 7-piece**

DPV ELEKTRONIK

Weitere Artikel finden Sie unter www.compumet.ch

Other screwdrivers

Socket wrench set 1/4 inch

- metric socket wrench set
- made of alloyed chrome-vanadium steel
- two-component handle
- sockets apply torque to the socket flat, not to the corners (to avoid an abrasion of the screws)

Scope of delivery:

- 1/4 inch ratchet with ejection button, 45 teeth
- inserts: 4 / 4.5 / 5 / 5.5 / 6 / 7 / 8 / 9 / 10 / 11 / 12 / 13 / 14 mm
- Bits:
  - hexagon: 3, 4, 5, 6 mm
  - safety Torx: T8, 10, 15, 20, 25, 27, 30, 40
  - Pozidiriv: 1, 2, 3
  - Philips: 1, 2, 3
  - slotted: 4 / 5.5 / 7 mm
- extension 50 mm
- extension / drive handle 50 mm
- cardan joint
- adapter

dpv*link* 21584

Article	Type
4655	**Socket wrench set 1/4", 39-piece**

Screwdriver set 7-piece MULTI-BLADE

Ergonomically shaped handle with hollow rotating cap for an simple manipulation and precise control. Interchangeable reversible blades of high-quality chrome-vanadium / molybdenum steel.

Scope of delivery:

- screwdriver handle
- reversible blades
  - blades 1.5 / 2.0 / 3.0 / 4.0
  - PH 000 / PH 00 / PH 0 / PH 1
  - TX 05 / TX 06 / TX 07 / TX 08

dpv*link* 21593

Article	Type
4896	**Screwdriver set 7-piece**

ESD Wiha Screwdrivers

Tools that work for you

Screwdrivers with blades of high-quality chrome-vanadium-molybdenum steel, completely hardened, matt chrome-plated.

In compliance with the ESD standard DIN EN 61340-5-1

The Wiha ChromTop blade tip guarantees highest dimensional accuracy.

Soft finish® is a patented handle design by Wiha. The impact-resistant polypropylene (PP), coated with skin-friendly thermoplastic elastomer (TPE), provides a solid stability in the core of the handle. The ideal combination of materials offers a better grip and a higher slip resistance. Due to the unique, ergonomically perfect shape, the handles fit extremely well in the hand.

ESD SoftFinish® RapidFix bit holder

A safe, almost backlash holding for all bits and bit drills with shape C 6.3, E 6.3 or double bits. A true one-hand operation for fast bit exchanges, extremely high retention force of the bits (up to 20 kg).

dpv*link* 9701

Article	Type
387ESD.7148	ESD SoftFinish® RapidFix bit holder
281-01ESD	ESD Softfinish® bit holder Stubby

Slotted screwdriver 302 ESD Softfinish®

dpv*link* 6407

Article	Tip	Thickness	Shank	Diameter
302ESD.75x2.5	2.5 mm	0.4 mm	75 mm	2.5 mm
302ESD.100x3.0	3.0 mm	0.5 mm	100 mm	3.0 mm
302ESD.100x4.0	4.0 mm	0.8 mm	100 mm	4.0 mm
302ESD.125x5.5	5.5 mm	1.0 mm	125 mm	5.5 mm
302ESD.150x6.5	6.5 mm	1.2 mm	150 mm	6.0 mm

Phillips screwdriver 311 ESD Softfinish®

dpv*link* 6413

Article	Tip	Shank	Diameter
311ESD.PH0x60	PH0	60 mm	3.0 mm
311ESD.PH1x80	PH1	80 mm	4.5 mm
311ESD.PH2x100	PH2	100 mm	6.0 mm

Pozidriv screwdriver 313 ESD SoftFinish®

dpv*link* 6417

Article	Tip	Shank	Diameter
313ESD.PZ0x60	PZ0	60 mm	3.0 mm
313ESD.PZ1x80	PZ1	80 mm	4.5 mm

TORX® screwdriver 362 ESD SoftFinish®

dpv*link* 6420

Article	Tip	Shank	Diameter
362ESD.TX03x60	TX03	60 mm	2.5 mm
362ESD.TX04x60	TX04	60 mm	2.5 mm
362ESD.TX05x60	TX05	60 mm	3.5 mm
362ESD.TX06x60	TX06	60 mm	3.5 mm
362ESD.TX07x60	TX07	60 mm	2.5 mm
362ESD.TX08x60	TX08	60 mm	3.5 mm
362ESD.TX09x60	TX09	60 mm	4.0 mm
362ESD.TX10x80	TX10	80 mm	4.0 mm
362ESD.TX15x80	TX15	80 mm	4.0 mm
362ESD.TX20x100	TX20	100 mm	4.0 mm

Wiha Softfinish® ESD screwdriver sets

dpv*link* 6429

Article	Type
302ESD.HK5.01	**Slotted/Phillips ESD screwdriver set 5-piece 302** 302ESD.100x3.0, 100x4.0, 311ESD.PH0x60, PH1x80, PH2x100
362ESD.Set	**TORX® ESD screwdriver set 5-piece** 362ESD.TX06x60, TX08x60, TX09x60, TX10x80, TX15x80

Slotted screwdriver 270P ESD PicoFinish®

dpv*link* 22956

Article	Tip	Thickness	Shank	Diameter
270P.40x1.5	1.5 mm	0.25 mm	40 mm	2.0 mm
270P.40x2.0	2.0 mm	0.4 mm	40 mm	2.0 mm
270P.50x2.5	2.5 mm	0.4 mm	50 mm	2.5 mm
270P.50x3.0	3.0 mm	0.5 mm	50 mm	3.0 mm
270P.60x3.5	3.5 mm	0.6 mm	60 mm	3.5 mm
270P.60x4.0	4.0 mm	0.8 mm	60 mm	4.0 mm

Phillips screwdriver 271P ESD PicoFinish®

dpv*link* 22963

Article	Tip	Shank	Diameter
271P.PH000x40	PH000	40 mm	2.0 mm
271P.PH00x40	PH00	40 mm	2.0 mm
271P.PH0x50	PH0	50 mm	3.0 mm
271P.PH1x60	PH1	60 mm	4.0 mm

Hexagon screwdriver 273P ESD PicoFinish®

dpv*link* 22990

Article	Tip	Shank
273P.40x0.7	0.7 mm	40 mm
273P.40x0.9	0.9 mm	40 mm
273P.40x1.3	1.3 mm	40 mm
273P.50x1.5	1.5 mm	50 mm
273P.50x2.0	2.0 mm	50 mm
273P.60x2.5	2.5 mm	60 mm
273P.60x3.0	3.0 mm	60 mm

Hexagon wrench 275P ESD PicoFinish®

dpv*link* 23000

Article	Size	Shank
275P.60x2.5	2.5 mm	60 mm
275P.60x3.0	3.0 mm	60 mm
275P.60x3.5	3.5 mm	60 mm
275P.60x4.0	4.0 mm	60 mm
275P.60x5.0	5.0 mm	60 mm
275P.60x5.5	5.5 mm	60 mm

TORX® screwdriver 277P ESD PicoFinish®

dpv*link* 23010

Article	Tip	Shank	Diameter
277P.TX01x40	TX01	40 mm	2.5 mm
277P.TX02x40	TX02	40 mm	2.5 mm
277P.TX03x40	TX03	40 mm	2.5 mm
277P.TX04x40	TX04	40 mm	2.5 mm
277P.TX05x40	TX05	40 mm	2.5 mm
277P.TX06x40	TX06	40 mm	2.5 mm
277P.TX07x40	TX07	40 mm	2.5 mm
277P.TX08x40	TX08	40 mm	2.5 mm
277P.TX09x50	TX09	50 mm	3.0 mm
277P.TX10x50	TX10	50 mm	3.0 mm
277P.TX15x60	TX15	60 mm	3.5 mm
277P.TX20x60	TX20	60 mm	4.0 mm

Lifter ESD PicoFinish®

For removing tight components from printed circuit boards

dpv*link* 22968

Article	Tip	Shank
278P.1001	3.5 mm	50 mm

DPV ELEKTRONIK
Weitere Artikel finden Sie unter www.compumet.ch

ESD screwdriver sets

Screwdrivers with blades of high-quality chrome-vanadium-molybdenum steel, completely hardened, matt chrome-plated

dpv*link* 6987

Article	Type
270PESD.Set	**Slotted/Phillips screwdriver set, 6-piece, ESD** Slotted: 1.5, 2.0, 2.5, 3.0 Phillips: PH 00, PH 0
277PESD.Set	**TORX® ESD screwdriver set 6-piece** T5, T6, T7, T8, T10, T15

Wiha ESD System 4

- Flexible, versatile precision reversible blade system
- Handles electrostatically dissipative, surface resistance 10^6 - 10^9 ohm,
- Fulfills the ESD standard IEC 61340-5-1
- Ergonomic SoftFinish® multi-component handle ensures a comfortable screwing and an optimal handling
- Color-coded blades of high-quality, hard but elastic chrome-vanadium-molybdenum steel, completely hardened, matt chrome-plated
- Wiha ChromTop® tips guarantee highest dimensional accuracy

SYSTEM 4 SoftFinish® telescopic ESD

Handle: Ergonomic multi-component handle with roll-off protection. With 4 mm hexagon socket for all SYSTEM 4 blades. Allows a variable length adjustment of the reversibles blade of 18-90 mm. The ClickStop ball clamp guarantees a safe grip and fast blade exchange. Surface resistance 10^6-10^9 ohm.

Standards: IEC61340-5-1

Application: For all works on electrostatically sensitive components.

dpv*link* 12729

Article	Type	
2691ESD.4	SYSTEM 4 SoftFinish® telescopic ESD 4.0	105

SYSTEM 4 Slotted reversible blade

High-quality chrome-vanadium-molybdenum steel, completely hardened, matt chrome-plated. Wiha ChromTop® blade tips.

dpv*link* 12731

Article	L [mm]	Tip	Thickness	Ø
269.15/30	120 mm	0.25/ 0.5 mm	1.5/ 3.0 mm	4.0 mm
269.20/35	120 mm	0.4/ 0.6 mm	2.0/ 3.5 mm	4.0 mm
269.25/40	120 mm	0.4/ 0.8 mm	2.5/ 4.0 mm	4.0 mm

SYSTEM 4 Combined slotted-Phillips reversible blade

High-quality chrome-vanadium-molybdenum steel, completely hardened, matt chrome-plated. Wiha ChromTop® blade tips.

dpv*link* 12735

Article	L [mm]	Tip	Thickness	Ø
269.20/PH00	120 mm	0.4 / PH00	2.0 mm	4.0 mm
269.30/PH0	120 mm	0.5 / PH0	3.0 mm	4.0 mm
269.40/PH1	120 mm	0.8 / PH1	4.0 mm	4.0 mm

SYSTEM 4 Phillips reversible blade

High-quality chrome-vanadium-molybdenum steel, completely hardened, matt chrome-plated. Wiha ChromTop® blade tips.

dpv*link* 12739

Article	L [mm]	Tip	Ø
269.PH000/00	120 mm	PH000/PH00	4.0 mm
269.PH0/1	120 mm	PH0/PH1	4.0 mm

SYSTEM 4 Pozidriv reversible blade

High-quality chrome-vanadium-molybdenum steel, completely hardened, matt chrome-plated. Wiha ChromTop® blade tips.

dpv*link* 12742

Article	L [mm]	Tip	Ø
269.PZ0/1	120 mm	PZ0/PZ1	4.0 mm

SYSTEM 4 TORX® reversible blade

High-quality chrome-vanadium-molybdenum steel, completely hardened, matt chrome-plated. Wiha ChromTop® blade tips.

dpv*link* 12744

Article	L [mm]	Tip	Ø
269.T01/02	120 mm	T1/T2	4.0 mm
269.T03/04	120 mm	T3/T4	4.0 mm
269.T05/06	120 mm	T5/T6	4.0 mm
269.T06/08	120 mm	T6/T8	4.0 mm
269.T07/09	120 mm	T7/T9	4.0 mm
269.T10/15	120 mm	T10/T15	4.0 mm
269.T15/20	120 mm	T15/T20	4.0 mm

SYSTEM 4 Combined hexagon ballpoint - hexagon reversible blade

Blade: high-quality chrome-vanadium-molybdenum steel, completely hardened, matt chrome-plated. Wiha ChromTop® blade tips.
Extra: for screwing at an angle of up to 25°

dpv*link* 12752

Article	L [mm]	Tip	Ø
269.SK13	120 mm	1.3/ 1.3 mm	4.0 mm
269.SK15	120 mm	1.5/ 1.5 mm	4.0 mm
269.SK20	120 mm	2.0/ 2.0 mm	4.0 mm
269.SK25	120 mm	2.5/ 2.5 mm	4.0 mm
269.SK30	120 mm	3.0/ 3.0 mm	4.0 mm
269.SK40	120 mm	4.0/ 4.0 mm	4.0 mm

DPV ELEKTRONIK
dpv*link* - Produkte schnell finden!
www.compumet.ch
z.B.: dpv*link* 21010 → dpv*link* 21010

SYSTEM 4 Bit holder

Socket for C4 (4 mm) bits
Chrome-vanadium steel, completely hardened, galvanically refined

dpv*link* 12759

Article	L [mm]	Tip	Thickness	D Head
U759.00	135 mm	4.0 mm	4.0 mm	9.0 mm

SYSTEM 4 Set in roll-up bag

11-piece set in ESD safe roll-up bag, SYSTEM 4 SoftFinish® telescopic ESD handle, matt chrome-plated, high-quality chrome-vanadium-molybdenum steel, completely hardened

Color-coded Wiha ChromTop® blades:
Slotted / Phillips / TORX® / hexagon ballpoint

dpv*link* 6985

Article	Type
2691ESD.Set	**SYSTEM 4 Set in roll-up bag** SoftFinish® handle ESD, slotted: 0.25 x 1.5 - 0.5 x 3.0, 0.4 x 2.0 - 0.6 x 3.5, 0.4 x 2.5 - 8 x 4.0 Philips: PH 000 - 00 PH, PH 0 - PH 1, TORX®: T6 - T8,. T7 - T9, hexagon ballpoint: 1.5, 2.0, 2.5

SYSTEM 4 ESD set 16-piece

SYSTEM 4 SoftFinish® telescopic ESD handle. Mixed equipment. Variably adjustable bit holder blade length; 14 bits + metal storage box

- Robust and space-saving metal box
- bit set suitable for the smallest screws with electronic components
- flexible working due to variably adjustable blade length and quick changing of the bit insert
- DIN 3126, ISO 1173, shape C 4. IEC 61340-5-1

dpv*link* 13265

Article	Type
7000EB16ESD.Set	**SYSTEM 4 ESD set 16-piece** SYSTEM 4 SoftFinish® telescopic ESD handle. SYSTEM 4 bit holder; slotted: 1 x 2.0, 1 x 3.0; cross-tip: 1xPH000, 1xPH00, 1xPH0, 1xPH1; Torx: 1xT3, 1xT4, 1xT5, 1xT6, 1xT8; hexagon: 1 x 0.9, 1 x 1.3, 1 x 1.5

SYSTEM 4 ESD set 26-piece

SYSTEM 4 SoftFinish® telescopic ESD handle. Mixed equipment. Variably adjustable bit holder blade length; 24 bits + metal storage box

- Robust and space-saving metal box
- bit set suitable for the smallest screws with electronic components
- flexible working due to variably adjustable blade length and quick changing of the bit insert
- DIN 3126, ISO 1173, shape C 4. IEC 61340-5-1

dpv*link* 13267

Article	Type
7000EB26ESD.Set	**SYSTEM 4 ESD set 26-piece** SYSTEM 4 SoftFinish® telescopic ESD handle. SYSTEM 4 bit holder; slotted: 1 x 1.5, 1 x 2.0, 1 x 3.0 1 x 4.0; cross-tip: 1xPH000 1xPH00 1xPH0 1xPH1; Torx: 1xT3 1xT4 1xT5 1xT6 1xT7 1xT8 1xT9 1xT10; hexagon: 1 x 0.7, 1 x 0.9, 1 x 1.3, 1 x 1.5, 1 x 2.0, 1 x 2.5, 1 x 3.0, 1 x 4.0

Wiha ESD System 6

The **Wiha SYSTEM 6** combination blade systems are high-quality products in industrial quality meeting the highest requirements due to the first-class materials and processing. The 150 mm long reversible blades are made of chrome-vanadium-molybdenum steel, completely hardened and matt chrome-plated. The different handles are particularly ergonomic and guarantee an optimal power transmission.

SYSTEM 6 ESD SoftFinish® telescopic

Ergonomic multi-component handle with roll-off protection. With 6 mm hexagon socket. Allows a variable length adjustment of the reversible blade from 42-114 mm. ClickStop ball clamp ensures safe grip and quick blade exchange. Surface resistance 10^6-10^9 ohm.

dpv*link* 12677

Article	Type	
284ESD	SYSTEM 6 ESD SoftFinish® telescopic	115

SYSTEM 6 Slotted reversible blade

High-quality chrome-vanadium-molybdenum steel, completely hardened, matt chrome-plated. Wiha ChromTop® blade tips.

dpv*link* 12680

Article	L [mm]	Tip	Thickness	Diameter
284.35/45	150 mm	0.6/ 0.8 mm	3.5/ 4.5 mm	6.0 mm
284.40/60	150 mm	0.8/ 1.0 mm	4.0/ 6.0 mm	6.0 mm
284.55/65	150 mm	1.0/ 1.2 mm	5.5/ 6.5 mm	6.0 mm

SYSTEM 6 Combined slotted-Phillips reversible blade

High-quality chrome-vanadium-molybdenum steel, completely hardened, matt chrome-plated. Wiha ChromTop® blade tips.

dpv*link* 12690

Article	L [mm]	Tip	Thickness	Diameter
284.40/PH1	150 mm	0.8 / PH1	4.0 mm	6.0 mm
284.60/PH2	150 mm	1.0 / PH2	6.0 mm	6.0 mm
284.65/PH3	150 mm	1.2 / PH3	6.5 mm	6.0 mm

SYSTEM 6 Phillips reversible blade

High-quality chrome-vanadium-molybdenum steel, completely hardened, matt chrome-plated. Wiha ChromTop® blade tips.

dpv*link* 12691

Article	L [mm]	Tip	Diameter
284.PH1/2	150 mm	PH1/PH2	6.0 mm
284.PH2/3	150 mm	PH2/PH3	6.0 mm

SYSTEM 6 Pozidriv reversible blade

High-quality chrome-vanadium-molybdenum steel, completely hardened, matt chrome-plated. Wiha ChromTop® blade tips.

dpv*link* 12692

Article	L [mm]	Tip	Diameter
284.PZ1/2	150 mm	PZ1/PZ2	6.0 mm
284.PZ2/3	150 mm	PZ2/PZ3	6.0 mm

DPV ELEKTRONIK
Weitere Artikel finden Sie unter www.compumet.ch

SYSTEM 6 Combined hexagon ballpoint - hexagon reversible blade

High-quality chrome-vanadium-molybdenum steel, completely hardened, matt chrome-plated. Wiha ChromTop® blade tips.

dpv*link* 12693

Article	L [mm]	Tip	Diameter
284.SK25	150 mm	2.5/ 2.5 mm	6.0 mm
284.SK30	150 mm	3.0/ 3.0 mm	6.0 mm
284.SK40	150 mm	4.0/ 4.0 mm	6.0 mm
284.SK50	150 mm	5.0/ 5.0 mm	6.0 mm
284.SK60	150 mm	6.0/ 6.0 mm	6.0 mm

SYSTEM 6 Torx® reversible blade

High-quality chrome-vanadium-molybdenum steel, completely hardened, matt chrome-plated. Wiha ChromTop® blade tips.

dpv*link* 12704

Article	L [mm]	Tip	Diameter
284.T06/08	150 mm	T6/T8	6.0 mm
284.T07/09	150 mm	T7/T9	6.0 mm
284.T10/15	150 mm	T10/T15	6.0 mm
284.T20/25	150 mm	T20/T25	6.0 mm
284.T30/40	150 mm	T30/T40	6.0 mm

SYSTEM 6 Torx® Tamper-resistant reversible blade

For TORX® screws with locking pin. High-quality chrome-vanadium-molybdenum steel, completely hardened, matt chrome-plated. Wiha ChromTop® blade tips. With hole in the blade tip.

dpv*link* 12710

Article	L [mm]	Tip	Diameter
284.T06H/08H	150 mm	T6H/T8H	6.0 mm
284.T07H/09H	150 mm	T7H/T9H	6.0 mm
284.T10H/15H	150 mm	T10H/T15H	6.0 mm
284.T20H/25H	150 mm	T20H/T25H	6.0 mm
284.T30H/40H	150 mm	T30H/T40H	6.0 mm

SYSTEM 6 TriWing® reversible blade

SYSTEM 6 TriWing® reversible blade. For TriWing® safety screws. High-quality chrome-vanadium-molybdenum steel, completely hardened, matt chrome-plated. Wiha ChromTop® blade tips.

dpv*link* 12716

Article	L [mm]	Tip	Diameter
284.TW0/1	150 mm	TW0/TW1	6.0 mm
284.TW2/3	150 mm	TW2/TW3	6.0 mm
284.TW4/5	150 mm	TW4/TW5	6.0 mm

SYSTEM 6 Adapter blade

For wrench socket inserts with 1/4" inner square. Chrome-vanadium steel, completely hardened, matt chrome-plated. 1/4" square socket with spring-loaded ball for a perfect fit.

dpv*link* 12725

Article	L [mm]	Socket	Diameter
7803	150 mm	1/4"	6.0 mm

SYSTEM 6 Bit holder

SYSTEM 6 bit holder. Socket for C 6.3 and E 6.3 (1/4") bits. Chrome-vanadium steel, completely hardened, matt chrome-plated. Bit socket made of stainless steel, with integrated permanent magnet.

dpv*link* 12723

Article	L [mm]	Tip	Thickness
7802	150 mm	6.0 mm	6.0 mm

SYSTEM 6 Torq-Set® reversible blade

For Torq-set® safety screws. High-quality chrome-vanadium-molybdenum steel, completely hardened, matt chrome-plated. Wiha ChromTop® blade tips.

dpv*link* 12720

Article	L [mm]	Tip	Diameter
284.TS2/4	150 mm	TS2/TS4	6.0 mm
284.TS6/8	150 mm	TS6/TS8	6.0 mm

SYSTEM 6 Reversible blade set

6-piece set, SoftFinish® telescopic ESD handle, matt chrome-plated high-quality chrome-vanadium-molybdenum steel, completely hardened

Blades:
Slotted / Phillips / hexagon ballpoint

dpv*link* 6983

Article	Type
284ESD.Set	**SYSTEM 6 Reversible blade set** SoftFinish® ESD handle, slotted: 0.6x3.5 - 0.8x4.5, 0.8x4.0 - 1.0x6.0, 1.0x5.5 - 1.2x6.5 Philips: PH 1, PH 2; hexagon ballpoint: 5

- further reversible blades available on request -

DPV ELEKTRONIK

dpv*link* - Produkte schnell finden!
www.compumet.ch
z.B.: dpv*link* 21010 → dpv*link* 21010

Wiha Screwdrivers VDE

Tools that work for you

Screwdrivers with blades made of high-quality chrome-vanadium-molybdenum steel, completely hardened, burnished. The protective insulation is molded directly onto the blade and inextricably linked to the handle.

SoftFinish® electric VDE screwdrivers by Wiha are marked with the GS symbol for tested safety. They provide safety when working with a voltage of up to 1000 V AC and 1500 V DC. In order to ensure this, each screwdriver of the series SoftFinish® electric series is tested individually in a water bath at 10,000 V, in accordance to EN/IEC 60900:2004. The ergonomic handle geometry with the skin-friendly soft zone offers ultimate comfort, even for extremely high torques.

Slotted screwdriver 320N VDE SoftFinish® electric

dpv*link* 9187

Article	Tip	Thickness	Shank
320N.60x2.0	2.0 mm	0.4 mm	60 mm
320N.75x2.5	2.5 mm	0.4 mm	75 mm
320N.100x3.0	3.0 mm	0.5 mm	100 mm
320N.100x3.5	3.5 mm	0.6 mm	100 mm
320N.100x4.0	4.0 mm	0.8 mm	100 mm
320N.125x4.5	4.5 mm	1.0 mm	125 mm
320N.175x4.5	4.5 mm	1.0 mm	175 mm
320N.125x5.5	5.5 mm	1.0 mm	125 mm
320N.175x5.5	5.5 mm	1.0 mm	175 mm
320N.150x6.0	6.0 mm	1.2 mm	150 mm
320N.150x6.5	6.5 mm	1.2 mm	150 mm
320N.175x8.0	8.0 mm	1.2 mm	175 mm

Phillips screwdriver 321N VDE SoftFinish® electric

dpv*link* 9201

Article	Tip	Shank
321N.PH0x60	PH0	60 mm
321N.PH1x80	PH1	80 mm
321N.PH2x100	PH2	100 mm
321N.PH3x150	PH3	150 mm
321N.PH4x200	PH4	200 mm

Pozidriv screwdrivers 324N VDE SoftFinish® electric

dpv*link* 9227

Article	Tip	Shank
324.PZ0x60	PZ0	60 mm
324.PZ1x80	PZ1	80 mm
324.PZ2x100	PZ2	100 mm
324.PZ3x150	PZ3	150 mm

Hexagon socket 322N VDE Softfinish® electric

dpv*link* 9207

Article	Size	Shank
322.125x4.0	4.0 mm	125 mm
322.125x5.0	5.0 mm	125 mm
322.125x5.5	5.5 mm	125 mm
322.125x6.0	6.0 mm	125 mm
322.125x7.0	7.0 mm	125 mm
322.125x8.0	8.0 mm	125 mm
322.125x9.0	9.0 mm	125 mm
322.125x10.0	10.0 mm	125 mm
322.125x11.0	11.0 mm	125 mm
322.125x12.0	12.0 mm	125 mm
322.125x13.0	13.0 mm	125 mm
322.125x14.0	14.0 mm	125 mm

Hexagon pin wrench 323N VDE SoftFinish® electric

dpv*link* 9220

Article	Size	Shank
323N.75x2.5	2.5 mm	75 mm
323N.75x3.0	3.0 mm	75 mm
323N.75x4.0	4.0 mm	75 mm
323N.75x5.0	5.0 mm	75 mm
323N.100x6.0	6.0 mm	100 mm
323N.100x8.0	8.0 mm	100 mm

TORX® screwdriver 325 VDE SoftFinish® electric

dpv*link* 9232

Article	Tip	Shank
325.TX05x60	TX05	60 mm
325.TX06x60	TX06	60 mm
325.TX07x60	TX07	60 mm
325.TX08x60	TX08	60 mm
325.TX09x60	TX09	60 mm

TORX® screwdriver VDE SoftFinish® electric SlimFix

dpv*link* 16906

Article	Tip	Shank
3251.T10	TX10/SlimFix	100 mm
3251.T15	TX15/SlimFix	100 mm
3251.T20	TX20/SlimFix	100 mm
3251.T25	TX25/SlimFix	100 mm
3251.T27	TX27/SlimFix	125 mm
3251.T30	TX30/SlimFix	125 mm
3251.T40	TX40/SlimFix	125 mm

DPV ELEKTRONIK

Weitere Artikel finden Sie unter www.compumet.ch

Wiha SoftFinish® electric VDE screwdriver sets

dpv*link* 9287

Article	Type
320N.ZK6.SO	**Slotted/Pozidriv screwdriver set 6-piece 320N** 320N.75x2.5, 100x3.5, 125x4.5, 125x5.5 324.PZ1x80, 2x100
320N.K7	**Slotted/Phillips screwdriver set 7-piece** 320N.75x2.5, 100 x 4.0, 125 x 5. 5, 150 x 6.5 4S300D.PH1x80, 2 x 100 255-3
320N.K6	**Slotted/Phillips screwdriver set, 6-piece** 320N.100x3.0, 100x4.0, 125x5.5, 150x6.5 312N.PH1x80, 2x100

Wiha SoftFinish® electric VDE screwdriver sets

dpv*link* 9291

Article	Type
322.K5	**Hexagon socket wrench set, 5-piece** 322.125x5.5, 125x7.0, 125x8.0, 125x10.0, 125x13.0

Wiha SoftFinish® electric slimFix VDE screwdriver sets

dpv*link* 16551

Article	Type
3251N.K6.01	**TORX® screwdriver set, 6-piece** 325.TX08x60, TX09x60; 3251.T10, T15, T20, T25

Wiha Screwdrivers

Tools that work for you

Screwdrivers with blades made of high-quality chrome-vanadium-molybdenum steel, completely hardened, matt chrome-plated. Wiha ChromTop® blade tips guarantee highest accuracy.

SoftFinish® is a patented handle concept by Wiha. The impact-resistant polypropylene (PP) coated with skin-friendly thermoplastic elastomer (TPE) provides a solid base in the core of the handle. The ideal material combination for a better gripping and a higher slip resistance. Due to the unique, ergonomically perfect shape, the handles lie extremely well in the hand.

PicoFinish screwdrivers by Wiha are characterized by the best materials and an ergonomic handle concept. The comfortable precision screwdriver with multi-component handle, rapid-turning zone and smooth-running rotating cap is ideal for all fine, filigree applications in the electro- and fine mechanics. The color-coded imprint of the screw symbol facilitates the identification.

Slotted screwdriver 302 SoftFinish®

dpv*link* 9060

Article	Tip	Thickness	Shank	Diameter
302.65x2.0	2.0 mm	0.4 mm	65 mm	2.0 mm
302.75x2.5	2.5 mm	0.4 mm	75 mm	2.5 mm
302.100x3.0	3.0 mm	0.5 mm	100 mm	3.0 mm
302.100x3.5	3.5 mm	0.6 mm	100 mm	3.5 mm
302.100x4.0	4.0 mm	0.8 mm	100 mm	4.0 mm
302.125x4.5	4.5 mm	0.8 mm	125 mm	4.5 mm
302.125x5.5	5.5 mm	1.0 mm	125 mm	5.5 mm
302.150x6.0	6.0 mm	1.2 mm	150 mm	6.0 mm
302.150x6.5	6.5 mm	1.2 mm	150 mm	1.2 mm
302.150x8.0	8.0 mm	1.2 mm	150 mm	1.2 mm
302.200x10.0	10.0 mm	1.6 mm	200 mm	1.6 mm

Phillips screwdriver 311 SoftFinish®

dpv*link* 9072

Article	Tip	Shank	Diameter
311.PH0x60	PH0	60 mm	3.0 mm
311.PH1x80	PH1	80 mm	4.5 mm
311.PH1x100	PH1	100 mm	4.5 mm
311.PH2x100	PH2	100 mm	6.0 mm
311.PH2x150	PH2	150 mm	6.0 mm
311.PH3x150	PH3	150 mm	8.0 mm

Pozidriv screwdriver 313 SoftFinish®

dpv*link* 9080

Article	Tip	Shank	Diameter
313.PZ0x60	PZ0	60 mm	3.0 mm
313.PZ1x80	PZ1	80 mm	4.5 mm
313.PZ2x100	PZ2	100 mm	6.0 mm
313.PZ3x150	PZ3	150 mm	8.0 mm

Hexagon ballpoint screwdriver 367 SoftFinish® wiha

The ballpoint facilitates the screwing at an angle of up to 25°.

dpv*link* 9104

Article	Size	Shank
367.75x1.5	1.5 mm	75 mm
367.100x2.0	2.0 mm	100 mm
367.100x2.5	2.5 mm	100 mm
367.100x3.0	3.0 mm	100 mm
367.100x4.0	4.0 mm	100 mm
367.100x5.0	5.0 mm	100 mm
367.125x6.0	6.0 mm	125 mm
367.150x8.0	8.0 mm	150 mm

Hexagon ballpoint screwdriver 367R "MagicRing" SoftFinish® wiha

The ballpoint allows the screwing at an angle up to 25°. The "MagicRing" spring steel ring holds hexagon screws tight.

dpv*link* 9113

Article	Size	Shank
367R.100x3.0	3.0 mm	100 mm
367R.100x4.0	4.0 mm	100 mm
367R.100x5.0	5.0 mm	100 mm
367R.125x6.0	6.0 mm	125 mm
367R.150x8.0	8.0 mm	150 mm

Hexagon socket wrench 341 SoftFinish® wiha

dpv*link* 9244

Article	Size	Shank
341.125x4.0	4.0 mm	125 mm
341.125x5.0	5.0 mm	125 mm
341.125x5.5	5.5 mm	125 mm
341.125x6.0	6.0 mm	125 mm
341.125x7.0	7.0 mm	125 mm
341.125x8.0	8.0 mm	125 mm
341.125x9.0	9.0 mm	125 mm
341.125x10.0	10.0 mm	125 mm
341.125x11.0	11.0 mm	125 mm
341.125x13.0	13.0 mm	125 mm
341.125x14.0	14.0 mm	125 mm

TORX® screwdriver 362 SoftFinish® wiha



dpv*link* 9085

Article	Tip	Shank	Diameter
362.TX03x60	TX03	60 mm	2.5 mm
362.TX04x60	TX04	60 mm	2.5 mm
362.TX05x60	TX05	60 mm	2.5 mm
362.TX06x60	TX06	60 mm	3.5 mm
362.TX07x60	TX07	60 mm	3.5 mm
362.TX08x60	TX08	60 mm	3.5 mm
362.TX09x60	TX09	60 mm	4.0 mm
362.TX10x80	TX10	80 mm	4.0 mm
362.TX15x80	TX15	80 mm	4.0 mm
362.TX20x100	TX20	100 mm	4.0 mm

TORX® screwdriver 362R "MagicSpring" SoftFinish® wiha

The "MagicSpring" retaining spring holds TORX® screws tight.

dpv*link* 9096

Article	Tip	Shank	Diameter
362R.TX06x60	TX06	60 mm	3.5 mm
362R.TX07x60	TX07	60 mm	3.5 mm
362R.TX08x60	TX08	60 mm	3.5 mm
362R.TX09x60	TX09	60 mm	4.0 mm
362R.TX10x80	TX10	80 mm	4.0 mm
362R.TX15x80	TX15	80 mm	4.0 mm
362R.TX20x100	TX20	100 mm	4.0 mm

Wiha SoftFinish® screwdriver sets wiha

dpv*link* 9262

Article	Type
302.HK6.SO	**Slotted/Phillips screwdriver set, 6-piece** 302. 100 x 3.5, 125 x. 4.5, 150 x 5.5, 150 x 6.5 311.PH1x80, PH2x100
302.ZK6.SO	**Slotted/Pozidriv screwdriver set, 6-piece** 302. 100 x 3.5, 125 x 4.5, 150 x 5.5, 150 x 6.5 313.PZ1x80, PZ2x100
302.HK6.01	**Slotted/Phillips/Pozidriv screwdriver set, 6-piece** 302.100x4.0, 125x5.5, 150x6.5 311.PH1x80, PH2x100 313.PZ2x100
311.K6	**Phillips/Pozidriv screwdriver set, 6-piece** 311.PH1x80, PH2x100, PH3x150 313.PZ1x80, PZ2x100, PZ3x150

Wiha SoftFinish® screwdriver sets wiha

dpv*link* 9267

Article	Type
362.K6.SO	**TORX® screwdriver set, 6-piece** 362.TX10x80, TX15x80, TX20x100, TX25x100, TX30x115, TX40x130
362R.K6.SO	**TORX® screwdriver set "MagicSpring", 6-piece** 362R.TX10x80, TX15x80, TX20x80, TX25x100, TX30x115, TX40x130
362.K7	**TORX® screwdriver set, 7-piece** 362.TX08x60, TX09x60, TX10x80, TX15x80, TX20x100, TX25x100, TX30x115

DPV ELEKTRONIK

Weitere Artikel finden Sie unter www.compumet.ch

Wiha SoftFinish® socket wrench sets

dpv*link* 9271

Article	Type
341.K5	**Hexagon socket wrench set, 5-piece** 341.125x5.5, 125x7.0, 125x8.0, 125x10.0, 125x13.0

Slotted screwdriver 260P PicoFinish

dpv*link* 9119

Article	Tip	Thickness	Shank	Diameter
260P.40x0.8	0.8 mm	0.16 mm	40 mm	2.0 mm
260P.40x1.0	1.0 mm	0.18 mm	40 mm	2.0 mm
260P.40x1.2	1.2 mm	0.2 mm	40 mm	2.0 mm
260P.40x1.5	1.5 mm	0.25 mm	40 mm	2.0 mm
260P.40x1.8	1.8 mm	0.3 mm	40 mm	2.0 mm
260P.40x2.0	2.0 mm	0.4 mm	40 mm	2.0 mm
260P.50x2.5	2.5 mm	0.4 mm	50 mm	2.5 mm
260P.50x3.0	3.0 mm	0.5 mm	50 mm	3.0 mm
260P.60x3.5	3.5 mm	0.6 mm	60 mm	3.5 mm
260P.60x4.0	4.0 mm	0.8 mm	60 mm	4.0 mm

Phillips screwdriver 261P PicoFinish

dpv*link* 9130

Article	Tip	Shank	Diameter
261P.PH000x40	PH000	40 mm	2.0 mm
261P.PH00x40	PH00	40 mm	2.0 mm
261P.PH0x50	PH0	50 mm	3.0 mm
261P.PH1x60	PH1	60 mm	4.0 mm

Pozidriv screwdriver 262P PicoFinish

dpv*link* 9135

Article	Tip	Shank	Diameter
262P.PZ0x50	PZ0	50 mm	3.0 mm
262P.PZ1x60	PZ1	60 mm	4.0 mm

Hexagon screwdriver 263P PicoFinish

dpv*link* 9138

Article	Size	Shank
263P.40x0.7	0.7 mm	40 mm
263P.40x0.9	0.9 mm	40 mm
263P.40x1.3	1.3 mm	40 mm
263P.50x1.5	1.5 mm	50 mm
263P.50x2.0	2.0 mm	50 mm
263P.60x2.5	2.5 mm	60 mm
263P.60x3.0	3.0 mm	60 mm

Hexagon ballpoint screwdriver 264P PicoFinish

The ballpoint facilitates the screwing at an angle of up to 25°.

dpv*link* 9146

Article	Size	Shank
264P.40x1.3	1.3 mm	40 mm
264P.50x1.5	1.5 mm	50 mm
264P.50x2.0	2.0 mm	50 mm
264P.60x2.5	2.5 mm	60 mm
264P.60x3.0	3.0 mm	60 mm

Hexagon socket wrench 265P PicoFinish

dpv*link* 9152

Article	Size	Shank
265P.60x1.5	1.5 mm	60 mm
265P.60x1.8	1.8 mm	60 mm
265P.60x2.0	2.0 mm	60 mm
265P.60x2.5	2.5 mm	60 mm
265P.60x3.0	3.0 mm	60 mm
265P.60x3.2	3.2 mm	60 mm
265P.60x3.5	3.5 mm	60 mm
265P.60x4.0	4.0 mm	60 mm
265P.60x4.5	4.5 mm	60 mm
265P.60x5.0	5.0 mm	60 mm
265P.60x5.5	5.5 mm	60 mm
265P.60x6.0	6.0 mm	60 mm
265P.60x7.0	7.0 mm	60 mm

TORX® screwdriver 267P PicoFinish

dpv*link* 9166

Article	Tip	Shank	Diameter
267P.TX01x40	TX01	40 mm	2.5 mm
267P.TX02x40	TX02	40 mm	2.5 mm
267P.TX03x40	TX03	40 mm	2.5 mm
267P.TX04x40	TX04	40 mm	2.5 mm
267P.TX05x40	TX05	40 mm	2.5 mm
267P.TX06x40	TX06	40 mm	2.5 mm
267P.TX07x40	TX07	40 mm	2.5 mm
267P.TX08x40	TX08	40 mm	2.5 mm
267P.TX09x50	TX09	50 mm	3.0 mm
267P.TX10x50	TX10	50 mm	3.0 mm
267P.TX15x60	TX15	60 mm	3.5 mm
267P.TX20x60	TX20	60 mm	4.0 mm

TORX® screwdrivers 267PR "MagicSpring" PicoFinish

The "Magic Spring" retaining spring holds TORX® screws tight.

dpv*link* 9180

Article	Tip	Shank	Diameter
267PR.TX06x40	TX06	40 mm	2.5 mm
267PR.TX07x40	TX07	40 mm	2.5 mm
267PR.TX08x40	TX08	40 mm	2.5 mm
267PR.TX09x50	TX09	50 mm	3.0 mm
267PR.TX10x50	TX10	50 mm	3.0 mm
267PR.TX15x60	TX15	60 mm	3.5 mm

DPV ELEKTRONIK

dpv*link* - Produkte schnell finden!
www.compumet.ch
z.B.: dpv*link* 21010 → dpv*link* 21010

Wiha PicoFinish socket wrench sets

dpv*link* 9285

	Article	Type
	265P.K6	**Hexagon socket wrench set, 6-piece** 265P.60x2.5, 60 x 3.0, 60 x 3.5, 60 x 4.0, 60 x 5.0, 60 x 5.5

Wiha PicoFinish screwdriver sets

dpv*link* 9274

	Article	Type
	260P.K6	**Slotted/Phillips screwdriver set, 6-piece** 260P.40x1.5, 40 x 2.0, 50 x 2.5, 50 x 3.0 261P.PH00x40, PH0x50
	260P.K7	**Slotted/Phillips screwdriver set 7-piece** 260P.40x1.5, 40 x 2.0, 50 x 2.5, 50 x 3.0 261P.PH00x40, PH0x50, PH1x60 (without plastic holder)

Wiha PicoFinish screwdriver sets

dpv*link* 9280

	Article	Type
	267PR.K6	**TORX® screwdriver set "MagicSpring", 6-piece** 267PR.TX06x40, TX07x40, TX08x40, TX09x50, TX10x50, TX15x60
	267P.K6M	**TORX® screwdriver set, 6-piece** 267P.TX04x40, TX05x40, TX06x40, TX07x40, TX08x40, TX09x50
	267P.K6	**TORX® screwdriver set, 6-piece** 267P.TX07x40, TX08x40, TX09x50, TX10x50, TX15x60, TX20x60
	264P.K6	**Hexagon ballpoint screwdriver set, 6-piece** 264P.40x1.3, 50 x 1.5, 50 x 2.0, 60 x 2.5, 60 x 3.0 263P.40x0.9

WERA Screwdrivers

The Wera Black Point tip and an elaborate hardening process guarantee a **long durability**, an **increased corrosion protection** and **precise fitting accuracy.**

In compliance with the ESD standard DIN EN 61340-5-1

Micro-screwdriver 1550 ESD cross-tip

dpv*link* 18078

Article	Tip	Handle length	Shank	Diameter
WE-1550ESD.PH00x60	PH00	97 mm	60 mm	2.5 mm
WE-1550ESD.PH0x60	PH0	97 mm	60 mm	3.0 mm
WE-1550ESD.PH1x80	PH1	97 mm	80 mm	4.0 mm

Micro-screwdriver 1555 ESD cross-tip Pozidriv

dpv*link* 18087

Article	Tip	Handle length	Shank	Diameter
WE-1555ESD.PZ0x60	PZ0	97 mm	60 mm	3.0 mm
WE-1555ESD.PZ1x80	PZ1	97 mm	80 mm	4.0 mm

Micro-screwdriver 1567 ESD TORX

dpv*link* 18102

Article	Tip	Handle length	Shank	Diameter
WE-1567ESD.TX4x40	TX4	97 mm	40 mm	2.5 mm
WE-1567ESD.TX5x40	TX5	97 mm	40 mm	3.0 mm
WE-1567ESD.TX6x40	TX6	97 mm	40 mm	3.0 mm

DPV ELEKTRONIK

Weitere Artikel finden Sie unter www.compumet.ch

Slotted micro-screwdriver 1578A ESD

dpv*link* 18106

Article	Tip	Handle length	Shank	Diameter
WE-1578A-ESD1.2x40	1.2 mm	97 mm	40 mm	2.5 mm
WE-1578A-ESD1.5x40	1.5 mm	97 mm	40 mm	2.5 mm
WE-1578A-ESD1.8x60	1.8 mm	97 mm	60 mm	2.5 mm
WE-1578A-ESD2.0x60	2.0 mm	97 mm	60 mm	2.5 mm
WE-1578A-ESD2.5x80	2.5 mm	97 mm	80 mm	2.5 mm
WE-1578A-ESD3.0x80	3.0 mm	97 mm	80 mm	3.0 mm
WE-1578A-ESD3.5x80	3.5 mm	97 mm	80 mm	4.0 mm
WE-1578A-ESD4.0x80	4.0 mm	97 mm	80 mm	4.0 mm

Micro-screwdriver 1569 ESD socket wrench

dpv*link* 18122

Article	Tip	Handle length	Shank	Diameter
WE-1569ESD.SW5.0x60	SW5.0	97 mm	60 mm	7.0 mm
WE-1569ESD.SW5.5x60	SW5.5	97 mm	60 mm	7.8 mm

Electronic screwdriver set 1578A/6 ESD

Elektronic screwdriver set 1578A/6 ESD, 6-piece set + Rack

dpv*link* 18125

Article	Type
WE-1578A/6-ESD	**Electronic screwdriver set 6-pcs** 1578A-ESD1.2x40/ ESD1.5x40/ ESD1.8x60/ ESD2.5x80 1550ESD.PH0x60; 1550ESD.PH1x80

Torque screwdrivers ESD WERA

Wera 1460 Micro Torque Screwdriver ESD

Micro Torque screwdriver 1460-ESD

- suitable for bits with 4 mm Halfmoon drive (Wera series 9) and 4 mm HIOS-drive (Wera series 21)
- quick-change chuck for lightning bit change
- preset torque 0.035 Nm
- adjustable 0.02 - 0.06 Nm
- accuracy +/- 10%
- Handle: Kraftform Micro with roll protection and revolving cap

In compliance with the ESD standard DIN EN 61340-5-1

dpv*link* 18128

Article		Range
WE-1460ESD	ESD Micro Torque Screwdriver	0.02 - 0.06 Nm

Wera 7400 series Torque Screwdriver ESD

Torque screwdriver series 7400-ESD

- suitable for bits with 1/4" hexagon drive and Wera drive series 1 and 4
- Rapidaptor technologie with rapid-in, rapid-out, rapid-spin, chuck-all and single-hand-function
- nonmagnetic design
- accuracy +/- 6%
- Handle: Kraftform with roll protection

In compliance with the ESD standard DIN EN 61340-5-1

dpv*link* 18130

Article		Range
WE-7440ESD	Torque Screwdriver 7440-ESD	0.3 - 1.2 Nm
WE-7441ESD	Torque Screwdriver 7441-ESD	1.2 - 3.0 Nm

WERA Bit holder / Bits

WERA 811/1 Bit holder ESD Stubby

Stubby bit holder 811/1 ESD, short design

- suitable for 1/4" bits according to DIN 3126-C 6,3 and Wera drive series 1
- Blade: hexagon
- Design: 1/4" - hexagon socket with snap ring, chrome-plated
- Handle: Kraftform with roll protection

In compliance with the ESD standard DIN EN 61340-5-1

dpv*link* 18137

Article		Handle length
WE-811/1-ESD	811/1 Stubby bit holder, magnetic	54 mm

WERA 813 R Bit holder ESD

Bit holder 813 R ESD

- suitable for bits mit 1/4" - hexagon drive according to DIN 3126-C and Wera drive series 1 + 4
- Design: 1/4" - hexagon socket with Wera quick-change chuck and Rapidaptor technology with rapid-in, rapid-out, rapid-spin, chuck-all and single-hand function
- Handle: Kraftform with roll protection

In compliance with the ESD standard DIN EN 61340-5-1

dpv*link* 18139

Article		Handle length
WE-813R-ESD	813 R Bit holder	90 mm

WERA 816 R Bit holder ESD

Bits holder 816 R ESD

- suitable for bits with 1/4" - hexagon drive according to DIN 3126-C and Wera drive series 1 + 4
- Design: 1/4" - hexagon socket with Wera quick-change chuck and Rapidaptor technology with rapid-in, rapid-out, rapid-spin, chuck-all and single-hand-function
- Handle: Kraftform with roll protection

In compliance with the ESD standard DIN EN 61340-5-1

dpv*link* 18141

Article		Handle length
WE-816R-ESD	816 R Bit holder	119 mm

WERA 1013 Micro Bit holder ESD

Micro Bit holder 1013-ESD

- suitable for bits with 4 mm Halfmoon drive (Wera series 9) and 4 mm HIOS drive (Wera series 21)
- with quick-change chuck for lightning bit change
- Handle: Kraftform Micro with roll protection and revolving cap

In compliance with the ESD standard DIN EN 61340-5-1

dpv*link* 18133

Article		Handle length
WE-1013ESD	1013 Micro Bit holder	97 mm

WERA Slot Bit 800/9C

Drive: 4mm Halfmoon
Design: hard

dpv*link* 18145

Article	Tip	Thickness	Shank
WE-800/9C-1.5x44	1.5 mm	0.23 mm	44 mm
WE-800/9C-2.0x44	2.0 mm	0.4 mm	44 mm
WE-800/9C-3.0x44	3.0 mm	0.5 mm	44 mm

WERA Hex-Plus-Bit 840/9C

Drive: 4mm Halfmoon
Design: hard

dpv*link* 18150

Article	Size	Shank
WE-840/9C-SW1.5x44	1.5 mm	44 mm
WE-840/9C-SW2.0x44	2.0 mm	44 mm

further bits available on request

WERA Bit 851/9 JCIS

Drive: 4mm Halfmoon
Design: hard

dpv*link* 18153

Article	Tip	Thickness	Shank
WE-851/9-1.8PH00x44	PH00	1.8 mm	44 mm
WE-851/9-1.8PH00x64	PH00	1.8 mm	64 mm
WE-851/9-1.8PH0x44	PH0	1.8 mm	44 mm
WE-851/9-1.8PH0x64	PH0	1.8 mm	64 mm
WE-851/9-2.0PH0x44	PH0	2.0 mm	44 mm
WE-851/9-2.2PH0x64	PH0	2.2 mm	64 mm
WE-851/9-3.0PH1x44	PH1	3.0 mm	44 mm
WE-851/9-3.0PH1x64	PH1	3.0 mm	64 mm

WERA IP TORX-Plus Bit 867/9C

Drive: 4mm Halfmoon
Design: hard

dpv*link* 18163

Article	Tip	Thickness	Shank
WE-867/9C.1IPx44	1IP	1.5 mm	44 mm
WE-867/9C.2IPx44	2IP	1.5 mm	44 mm
WE-867/9C.3IPx44	3IP	1.7 mm	44 mm
WE-867/9C.4IPx44	4IP	2.0 mm	44 mm
WE-867/9C.4IPx64	4IP	2.0 mm	64 mm
WE-867/9C.5IPx44	5IP	2.0 mm	44 mm
WE-867/9C.5IPx70	5IP	3.0 mm	70 mm
WE-867/9C.6IPx44	6IP	2.25 mm	44 mm
WE-867/9C.8IPx44	8IP	3.0 mm	44 mm
WE-867/9C.8IPx70	8IP	3.0 mm	70 mm
WE-867/9C.10IPx44	10IP	3.0 mm	44 mm

DPV ELEKTRONIK
Weitere Artikel finden Sie unter www.compumet.ch

WERA TORX Bit 867/9C

Drive: 4mm Halfmoon
Design: hard

dpv*link* 18175

Article	Tip	Thickness	Shank
WE-867/9C.TX1x44	TX1	1.5 mm	44 mm
WE-867/9C.TX2x44	TX2	1.5 mm	44 mm
WE-867/9C.TX3x44	TX3	1.7 mm	44 mm
WE-867/9C.TX4x44	TX4	1.8 mm	44 mm
WE-867/9C.TX4x64	TX4	2.0 mm	64 mm
WE-867/9C.TX5x44	TX5	3.0 mm	44 mm
WE-867/9C.TX5x64	TX5	2.0 mm	64 mm
WE-867/9C.TX6x44	TX6	3.0 mm	44 mm
WE-867/9C.TX6x64	TX6	2.0 mm	64 mm
WE-867/9C.TX7x64	TX7	2.3 mm	64 mm
WE-867/9C.TX8x44	TX8	3.0 mm	44 mm
WE-867/9C.TX8x64	TX8	3.0 mm	64 mm

WERA Kraftform Kompakt Micro-Set 1013ESD/11SB

dpv*link* 18188

Article	Type
WE-1013ESD/11SB	**WERA KK Micro-Set 1013ESD/11SB** Micro bit holder WE-1013ESD, PH 00, PH 0, PH 1, TORX: TX 5, TX6 Slot: 0.23 x 1.5 / 0.4 x 2.0 / 0.5 x 3.0 Hex-Plus: 1.5 / 2.0

WERA Kraftform Kompakt Micro-Set 1013ESD/20SB

dpv*link* 18192

Article	Type
WE-1013ESD/20SB	**WERA KK Micro-Set 1013ESD/20SB** Micro bit holder WE-1013ESD, PH 00, PH 0, PH 1, TORX: TX1, TX2, TX3, TX4, TX 5, TX6 TORX PLUS: 1 IP, 2 IP, 3 IP, 4 IP Slot: 0.23 x 1.5 / 0.4 x 2.0 / 0.5 x 3.0 Hex-Plus: 1.5 / 2.0 Five Lobe: # 1

Wera Kraftform compact set Stubby 811/1 ESD/10

NEU

dpv*link* 25155

Article	Type
WE-811/1-ESD/10	**Wera Kraftform compact set Stubby 811/1 ESD/10** Micro bit holder WE-811/1-ESD, PH00, PH 0, PH 1, PH2 Slotted: 0.5 x 3 / 0.6 x 4.5 / 1 x 5.5 / 1.2 x 6.5 / 1.2 x 8

Wera Kraftform Compact set 816R ESD/60

NEU

dpv*link* 25157

Article	Type
WE-816R-ESD/60	**Wera Kraftform Compact set 816R ESD/60** Micro bit holder WE-816R-ESD, PH 1, PH 2, PH 3, TORX: TX10, TX15, TX20, TX25, TX 30, Pozidriv: PZ1, PZ2, PZ3 Slotted: 1 x 5.5 Hex-Plus: 3 / 4 / 5 / 6 Five Lobe: # 1

Wera Kraftform Kompakt Micro set 1013ESD/21SB

NEU

dpv*link* 25159

Article	Type
WE-1013ESD/21SB	**Wera Kraftform Kompakt Micro set 1013ESD/21SB** Micro bit holder WE-1013ESD, PH 000, PH00, PH 0, TORX: TX1, TX2, TX3, TX4, TX5, TORX PLUS: 1 IP, 2 IP, 3 IP, 4 IP, 1IPR Microstix shape A: m / 00 / F / 0 Slotted : 0.23 x 1.5 / 0.35 x 2.5 Wrench socket: 2.5

DPV ELEKTRONIK

dpv*link* - Produkte schnell finden!
www.compumet.ch
z.B.: dpv*link* 21010 → dpv*link* 21010

Bit inserts

All offered bits have a socket fulfilling DIN 3126 ISO 1173 shape E 6.3

Material: High-quality chrome-vanadium steel, completely hardened.

Slotted bit / shape E 6.3

dpv*link* 6460

Article	Tip	Thickness	L [mm]
7040Z.50x3.0x0.5	3.0 mm	0.5 mm	50 mm
7040Z.50x3.5x0.6	3.5 mm	0.6 mm	50 mm
7040Z.50x4.0x0.5	4.0 mm	0.5 mm	50 mm
7040Z.50x4.0x0.8	4.0 mm	0.8 mm	50 mm
7040Z.50x4.5x0.6	4.5 mm	0.6 mm	50 mm
7040Z.50x5.5x0.8	5.5 mm	0.8 mm	50 mm
7040Z.50x5.5x1.0	5.5 mm	1.0 mm	50 mm
7040Z.50x6.5x1.2	6.5 mm	1.2 mm	50 mm
7040Z.50x8.0x1.2	8.0 mm	1.2 mm	50 mm
7040Z.50x8.0x1.6	8.0 mm	1.6 mm	50 mm

Phillips bit / shape E 6.3

dpv*link* 6469

Article	Tip	L [mm]
7041Z.PH0x70	PH0	70 mm
7041Z.PH1x70	PH1	70 mm
7041Z.PH1x90	PH1	90 mm
7041Z.PH1x110	PH1	110 mm
7041Z.PH1x127	PH1	127 mm
7041Z.PH1x150	PH1	150 mm
7041Z.PH2x70	PH2	70 mm
7041Z.PH2x90	PH2	90 mm
7041Z.PH2x110	PH2	110 mm
7041Z.PH2x127	PH2	127 mm
7041Z.PH2x150	PH2	150 mm
7041Z.PH3x70	PH3	70 mm
7041Z.PH3x90	PH3	90 mm
7041Z.PH3x110	PH3	110 mm
7041Z.PH3x127	PH3	127 mm
7041Z.PH3x150	PH3	150 mm

TORX® TR bit (Tamper-resistant) / shape E 6.3

with hole at the front

dpv*link* 6544

Article	Tip	L [mm]
7045.TR07x50	TR07	50 mm
7045.TR08x50	TR08	50 mm
7045.TR09x50	TR09	50 mm
7045.TR10x50	TR10	50 mm
7045.TR15x50	TR15	50 mm
7045.TR20x50	TR20	50 mm
7045.TR25x50	TR25	50 mm
7045.TR27x50	TR27	50 mm
7045.TR30x50	TR30	50 mm
7045.TR40x50	TR40	50 mm

-TorxPlus bits and further versions available on request-

TORX® bit / shape E 6,3

dpv*link* 6519

Article	Tip	L [mm]
7045.TX05x50	TX05	50 mm
7045.TX06x50	TX06	50 mm
7045.TX06x70	TX06	70 mm
7045.TX06x90	TX06	90 mm
7045.TX07x50	TX07	50 mm
7045.TX07x70	TX07	70 mm
7045.TX07x90	TX07	90 mm
7045.TX08x50	TX08	50 mm
7045.TX08x70	TX08	70 mm
7045.TX08x90	TX08	90 mm
7045.TX09x50	TX09	50 mm
7045.TX09x70	TX09	70 mm
7045.TX09x90	TX09	90 mm
7045.TX10x50	TX10	50 mm
7045.TX10x70	TX10	70 mm
7045.TX10x90	TX10	90 mm
7045.TX10x110	TX10	110 mm
7045.TX15x50	TX15	50 mm
7045.TX15x70	TX15	70 mm
7045.TX15x90	TX15	90 mm
7045.TX15x110	TX15	110 mm
7045.TX20x50	TX20	50 mm
7045.TX20x70	TX20	70 mm
7045.TX20x90	TX20	90 mm
7045.TX20x110	TX20	110 mm
7045.TX25x50	TX25	50 mm
7045.TX25x70	TX25	70 mm
7045.TX25x90	TX25	90 mm
7045.TX25x110	TX25	110 mm
7045.TX27x50	TX27	50 mm
7045.TX27x70	TX27	70 mm
7045.TX27x90	TX27	90 mm
7045.TX30x50	TX30	50 mm
7045.TX30x70	TX30	70 mm
7045.TX30x90	TX30	90 mm
7045.TX30x110	TX30	110 mm
7045.TX40x50	TX40	50 mm
7045.TX40x70	TX40	70 mm
7045.TX40x90	TX40	90 mm
7045.TX40x110	TX40	110 mm

Weitere Artikel finden Sie unter www.compumet.ch

Pozidriv bit / shape E 6.3

dpv*link* 6487

Article	Tip	L [mm]
7042Z.PZ0x70	PZ0	70 mm
7042Z.PZ1x70	PZ1	70 mm
7042Z.PZ1x90	PZ1	90 mm
7042Z.PZ1x110	PZ1	110 mm
7042Z.PZ1x127	PZ1	127 mm
7042Z.PZ1x150	PZ1	150 mm
7042Z.PZ2x70	PZ2	70 mm
7042Z.PZ2x90	PZ2	90 mm
7042Z.PZ2x110	PZ2	110 mm
7042Z.PZ2x127	PZ2	127 mm
7042Z.PZ2x150	PZ2	150 mm
7042Z.PZ3x70	PZ3	70 mm
7042Z.PZ3x90	PZ3	90 mm
7042Z.PZ3x110	PZ3	110 mm
7042Z.PZ3x127	PZ3	127 mm
7042Z.PZ3x150	PZ3	150 mm

Standard bit slotted, shape C 6.3

Material: high-quality chrome-vanadium steel, completely hardened.
Drive: DIN 3126, ISO 1173 shape C 6.3.
Application: for all kinds of screw connections in trade and industry.

dpv*link* 12772

Article	Tip	Thickness	L [mm]
7010Z.25x4.5x0.6	4.5 mm	0.6 mm	25 mm
7010Z.25x5.5x0.8	5.5 mm	0.7 mm	25 mm
7010ZL.39x3.0x0.5	3.0 mm	0.5 mm	39 mm
7010ZL.39x3.5x0.6	3.5 mm	0.6 mm	39 mm
7010ZL.39x4.0x0.5	4.0 mm	0.5 mm	39 mm
7010ZL.39x4.0x0.8	4.0 mm	0.8 mm	39 mm

Standard bit, Phillips, shape C 6.3

Material: high-quality chrome-vanadium steel, completely hardened.
Drive: DIN 3126, ISO 1173 shape C 6.3.
Application: for all kinds of screw connections in trade and industry.

dpv*link* 12779

Article	Tip	L [mm]
7011Z.PH0x25	PH0	25 mm
7011Z.PH1x25	PH1	25 mm
7011Z.PH2x25	PH2	25 mm
7011Z.PH3x25	PH3	25 mm

Standard bit, Pozidriv, shape C 6.3

Material: high-quality chrome-vanadium steel, completely hardened.
Drive: DIN 3126, ISO 1173 type C 6.3.
Application: for all kinds of screw connections in trade and industry.

dpv*link* 12784

Article	Tip	L [mm]
7012Z.PZ0x25	PZ0	25 mm
7012Z.PZ1x25	PZ1	25 mm
7012Z.PZ2x25	PZ2	25 mm
7012Z.PZ3x25	PZ3	25 mm

Standard bit, TORX®, shape C 6.3

Material: high-quality chrome-vanadium steel, completely hardened.
Drive: DIN 3126, ISO 1173 shape C 6.3.
Application: for all kinds of screw connections in trade and industry.

dpv*link* 12789

Article	Tip	L [mm]
7015.TX03x25	T3	25 mm
7015.TX04x25	T4	25 mm
7015.TX05x25	T5	25 mm
7015.TX06x25	T6	25 mm
7015.TX07x25	T7	25 mm
7015.TX08x25	T8	25 mm
7015.TX09x25	T9	25 mm
7015.TX10x25	T10	25 mm

Standard bit, TORX PLUS®, shape C 6.3

Material: high-quality chrome-vanadium steel, completely hardened.
Application: for all kinds of screw connections in trade and industry.
Extra: reinforced profile cross section transfers approx. 25% more torque in comparison with a TORX® profile.

dpv*link* 13269

Article	Tip	L [mm]
7016Z.04IPx25	4IP	25 mm
7016Z.05IPx25	5IP	25 mm
7016Z.06IPx25	6IP	25 mm
7016Z.07IPx25	7IP	25 mm
7016Z.08IPx25	8IP	25 mm
7016Z.09IPx25	9IP	25 mm
7016Z.10IPx25	10IP	25 mm

Standard bit, hexagon, shape C 6.3

Material: High-quality chrome-vanadium steel, completely hardened.
Drive: DIN 3126, ISO 1173 type C 6.3.
Application: For all kinds of screw connections in trade and industry.

dpv*link* 12798

Article	Size	L [mm]
7013Z.25x1.5	1.5 mm	25 mm
7013Z.25x2.0	2.0 mm	25 mm
7013Z.25x2.5	2.5 mm	25 mm
7013Z.25x3.0	3.0 mm	25 mm
7013Z.25x4.0	4.0 mm	25 mm
7013Z.25x5.0	5.0 mm	25 mm

Hexagon socket bit / shape E 6.3

dpv*link* 6503

Article	Size	L [mm]
7043Z.50x1.5	1.5 mm	50 mm
7043Z.50x2.0	2.0 mm	50 mm
7043Z.50x3.0	3.0 mm	50 mm
7043Z.50x4.0	4.0 mm	50 mm
7043Z.50x5.0	5.0 mm	50 mm
7043Z.50x6.0	6.0 mm	50 mm
7043Z.50x8.0	8.0 mm	50 mm

DPV ELEKTRONIK
dpv*link* - Produkte schnell finden!
www.compumet.ch
z.B.: dpv*link* 21010 → dpv*link* 21010

Hexagon socket bit "MagicRing" / shape E 6.3

The MagicRing made of spring steel holds all standard screws tight in every situation.

dpv*link* 6658

Article	Size	L [mm]
7043RZ.50x3.0	3.0 mm	50 mm
7043RZ.50x4.0	4.0 mm	50 mm
7043RZ.50x5.0	5.0 mm	50 mm
7043RZ.50x6.0	6.0 mm	50 mm

Hexagon socket ballpoint bit "MagicRing"

The "MagicRing" made of spring steel holds all standard screws tight in every situation.

dpv*link* 6667

Article	Size	L [mm]
7047RZ.50x3.0	3.0 mm	50 mm
7047RZ.50x4.0	4.0 mm	50 mm
7047RZ.50x5.0	5.0 mm	50 mm
7047RZ.50x6.0	6.0 mm	50 mm

further bits available on request

Hexagon head bit / shape E 6.3

Standard bit, socket wrench insert, shape E 6.3
High-quality chrome-vanadium steel, completely hardened

Article 7044M.SWxx = permanent magnet for a reliable hold of the screws

dpv*link* 6510

Article	Size	L [mm]
7044.SW5.0	5.0 mm	55 mm
7044.SW5.5	5.5 mm	55 mm
7044.SW6.0	6.0 mm	55 mm
7044.SW7.0	7.0 mm	55 mm
7044.SW8.0	8.0 mm	55 mm
7044.SW10.0	10.0 mm	55 mm
7044.SW13.0	13.0 mm	55 mm
7044M.SW5.0	5.0 mm	55 mm
7044M.SW5.5	5.5 mm	55 mm
7044M.SW6.0	6.0 mm	55 mm
7044M.SW7.0	7.0 mm	55 mm
7044M.SW8.0	8.0 mm	55 mm
7044M.SW10.0	10.0 mm	55 mm
7044M.SW13.0	13.0 mm	55 mm

Quick-release holder type E 6.3

ClicFix quick-release holder, magnetic type E 6.3

Sleeve:	Aluminium anodized
Output:	DIN 3126, ISO 1173 shape D 6.3
Drive:	DIN 3126, ISO 1173 shape E 6.3
Extra:	True one-hand operation for fast bit exchanges

dpv*link* 6577

Article	Type
7149	**ClicFix 1/4", magnetic**

Bit holder 1/4" hexagon / shape E 6.3

dpv*link* 6575

Article	Type
7113.S	**Magnetic bit holder 1/4", length 59 mm**
7113	**Magnetic bit holder 1/4", length 74 mm**
7143	**Magnetic bit holder 1/4", with snap ring, length 72 mm**
7140	**Bit holder 1/4", with snap ring, length 57 mm**

MicroBit-Set 65-piece

Content

45 Micro bits - drive 4 mm
16 Micro socket wrench- drive 4 mm
1 ESD fine screwdriver handle
1 bit holder/extension 100 mm
1 adapter from 4 mm hexagon to 1/4" hexagon
1 bit ratchet 1/4"

ESD fine screwdriver handle
Extension 100 mm
Bit ratchet 1/4"
Adapter 1/4" - 4 mm

Philips 28 mm
000 / 00 / 0 / 1

Slotted 28 mm
0.8 / 1.2 / 1.5 / 1.8 / 2.0 / 2.5 / 3.0 / 3.5 / 4.0

Hexagon 28 mm
0.7 / 0.9 / 1.3 / 1.5 / 2.0 / 2.5 / 3.0 / 4.0
0.050" / 1/16" / 5/64" / 3/32" / 7/64" / 1/8" / 9/64" / 5/32"

TORX® 28 mm
T3 / T4 / T5 / T6 / T7 / T8 / T9 / T10 / T15 / T20

Pentalobe 28 mm
P1 / P2 / P3 / P4 / P5 / P6

Socket wrench 30 mm
2.0 / 2.5 / 3.0 / 3.5 / 4.0 / 4.5 / 5.0 / 5.5
5/64" / 3/32" / 7/64" / 1/8" / 9/64" / 5/32" / 3/16" / 7/32"

dpv*link* 18607

Article	Type
7000SK65ESD	**MicroBit-Set 65-piece**

DPV ELEKTRONIK
Weitere Artikel finden Sie unter www.compumet.ch

Torque screwdrivers ESD

Wiha TorqueVario®-S ESD torque handle

For a controlled screwing of electrostatically susceptible components with a given torque in combination with a Wiha Torque ESD exchangeable blade.

- Variable torque adjustment
- Torque is adjustable with a adjusting tool (torque setter, included in the scope of delivery)
- Numerical torque display in window scale
- Ergonomic multi-component handle made of electrostatically dissipative plastic
  Surface resistance $R_s = 10^6 - 10^9$ ohm
- Handle size is optimally adapted to the torque range
- Blades are printed with the permissible maximum torque
- Blades are coated with electrostatically dissipative plastic
- Click indicates when the set torque value has been reached
- Accuracy ±6% (model 2882ESD.TV1 ±10%)

In order to protect the screw and the tool from damage during closing and releasing, the torque screwdrivers are equipped with a function for limiting the closure torque as well as for limiting the release torque. When releasing the screw, a controlled torque is applied which is approx. 50% higher than the closure torque.

Quality
The mechanical components of torque screwdrivers provide a repeatabiity going far beyond the required standard, even during continuous use. For your safety, before delivery, each tool is checked with a specially designed calibration and marking system, and the results are documented.

Standards:

DIN EN 61340-5-1/61340-5-2, EN ISO 6789, BS EN 26789, ASME B107.14M

dpv*link* 6432

Article	Ausführung	Bereich [Nm]
2882ESD.TV0	ESD torque handle TV0	0.04 - 0.46
2882ESD.TV1	ESD torque handle TV1	0,1 - 0,6
2882ESD.TV1-6	ESD torque handle TV1	0,1 - 0,6
2882ESD.TV2	ESD torque handle TV2	0,4 - 1,0
2882ESD.TV3	ESD torque handle TV3	0,5 - 2,0
2882ESD.TV4	ESD torque handle TV4	1,0 - 5,0

Torque screwdrivers VDE

Wiha TorqueVario®-S VDE torque handle

For a controlled screwing on live parts with a given torque, in combination with a slimTorque VDE holder for 6 mm slimBits.

- Variable torque adjustment
- Torque is steplessly adjustable using a adjusting tool
- Numerical torque display in window scale
- Ergonomic multi-component handle with protective insulation 1000 V AC, GS tested
- Handle size is optimally adapted to the torque range
- Click indicates when the set torque value has been reached
- Accuracy ±6%
- The protective insulation is directly sprayed onto the bit and completely integrated into the bit

Scope of delivery:
- 1x torque screwdriver TorqueVario®-S electric
- slimTorque VDE bit holder for 6 mm slimBits
- 1x adjusting tool for torque screwdriver with long handle

Standards:
type tested up to 10000 V, IEC 60900, DIN EN ISO 6789

dpv*link* 9370

Article	Ausführung	Bereich [Nm]
2872.TV3	Torque handle TV 3 VDE	0,6-2,0
2872.TV4	Torque handle TV 4 VDE	1,0-5,0
2872.TV5	Torque handle TV 5 VDE	2,0-8,0

Wiha slimBit slotted - exchangeable blade VDE

For all work on live components up to 1,000 V AC. Tested according to IEC 60900. 6 mm slimBits only to be used in the slimVario® bit holder and slimTorque VDE bit holder (VDE torque system).

dpv*link* 21968

Article	Nm max. Nm	Width	Thickness	Diameter
2831VDE.25	0.4 Nm	2.5 mm	0.4 mm	6.0 mm
2831VDE.30	0.6 Nm	3.0 mm	0.5 mm	6.0 mm
2831VDE.35	2.5 Nm	3.5 mm	0.6 mm	6.0 mm
2831VDE.40	2.5 Nm	4.0 mm	0.8 mm	6.0 mm
2831VDE.55	5.5 Nm	5.5 mm	1.0 mm	6.0 mm
2831VDE.65	5.5 Nm	6.5 mm	1.2 mm	6.0 mm

Wiha slimBit Phillips - exchangeable blade VDE

For all work on live components up to 1,000 V AC. Tested according to IEC 60900. 6 mm slimBits only to be used in the slimVario® bit holder and slimTorque VDE bit holder (VDE torque system).

dpv*link* 21975

Article	Tip	Nm max. Nm	Diameter
2831VDE.PH1	PH1	3.8 Nm	6.0 mm
2831VDE.PH2	PH2	5.5 Nm	6.0 mm

DPV ELEKTRONIK
dpv*link* - Produkte schnell finden!
www.compumet.ch
z.B.: dpv*link* 21010 → dpv*link* 21010

Wiha slimBit Pozidriv - exchangeable blade VDE

For all work on live components up to 1,000 V AC. Tested according to IEC 60900. 6 mm slimBits only to be used in the slimVario® bit holder and slimTorque VDE bit holder (VDE torque system).

dpv*link* 21978

Article	Tip	Nm max. Nm	Diameter
2831VDE.PZ1	PZ1	3.8	6.0
2831VDE.PZ2	PZ2	5.5	6.0

Wiha slimBit slotted/Phillips - exchangeable blade VDE

For all work on live components up to 1,000 V AC. Tested according to IEC 60900. 6 mm slimBits only to be used in the slimVario® bit holder and slimTorque VDE bit holder (VDE torque system).

dpv*link* 21981

Article	Tip	Nm max. Nm	Diameter
2831VDE.SL-PH1	SL/PH1	3.8	6.0
2831VDE.SL-PH2	SL/PH2	5.5	6.0

Wiha slimBit slotted/Pozidriv - exchangeable blade VDE

For all work on live components up to 1,000 V AC. Tested according to IEC 60900. 6 mm slimBits only to be used in the slimVario® bit holder and slimTorque VDE bit holder (VDE torque system).

dpv*link* 21984

Article	Tip	Nm max. Nm	Diameter
2831VDE.SL-PZ1	SL/PZ1	3.8	6.0
2831VDE.SL-PZ2	SL/PZ2	3.8	6.0

Wiha Torque TORX® exchangeable blade VDE

High-quality chrome-vanadium-molybdenum steel, completely hardened, burnished. Protective insulation directly sprayed onto the blade.
Manufactured according to DIN EN 60900 (IEC 900), individually tested to 10,000 V

dpv*link* 20126

Article	Tip	Nm max. Nm	Diameter
2831VDE.T8	T8	1.3	6.0
2831VDE.T9	T9	1.3	6.0
2831VDE.T10	T10	3.8	6.0
2831VDE.T15	T15	5.0	6.0
2831VDE.T20	T20	5.5	6.0
2831VDE.T25	T25	5.5	6.0

Wiha slimBit hexagon - exchangeable blade VDE

For all work on live components up to 1,000 V AC. Tested according to IEC 60900. 6 mm slimBits only to be used in the slimVario® bit holder and slimTorque VDE bit holder (VDE torque system).

dpv*link* 21988

Article	Tip	Nm max. Nm	Diameter
2831VDE.SK15	1.5	0.9	6.0
2831VDE.SK20	2	1.8	6.0
2831VDE.SK25	2.5	3.8	6.0
2831VDE.SK30	3	5.5	6.0
2831VDE.SK40	4	5.5	6.0
2831VDE.SK50	5	5.5	6.0
2831VDE.SK60	6	5.5	6.0

Wiha slimBit square - exchangeable blade VDE

For all work on live components up to 1,000 V AC. Tested according to IEC 60900. 6 mm slimBits only to be used in the slimVario® bit holder and slimTorque VDE bit holder (VDE torque system).

dpv*link* 21996

Article	Tip	Nm max. Nm	Diameter
2831VDE.R1	#1	5.5	6.0
2831VDE.R2	#2	5.5	6.0

Wiha TorqueVario®-S VDE torque set

5-pcs torque screwdriver set Torque. Controlled fastening on live parts up to 1,000 V AC. VDE torque handle steplessly adjustable with Torque Setter adjusting tool (included in the scope of delivery) from 1.0 - 5.0 Nm. Protective insulation molded directly onto the bit and completely integrated into the bit in the lower area.

Scope of delivery:

- 1x torque screwdriver TorqueVario-S electric with variably adjustable torque limit, tool tested at 10,000 V AC and approved for 1,000 V AC / 0.8 - 5.0 Nm
- 1x slimBit holder electric, locked mechanically for VDE torque screwdriver with long handle
- 1x adjusting tool for torque screwdriver with long handle
- 1x SL/PZ1
- 1x SL/PZ2

Standards:

type-tested up to 10000 V, IEC 60900, DIN EN ISO 6789

dpv*link* 21959

Article	Ausführung	Bereich [Nm]
2872.TV.SET	Torque screwdriver TV set VDE, 5-piece	0.8-5.0

DPV ELEKTRONIK
Weitere Artikel finden Sie unter www.compumet.ch

Torque screwdrivers

Wiha TorqueVario®-S torque handle

For a controlled screwing at a given torque, in combination with a Wiha Torque exchangeable blade.

- Variable torque adjustment
- Torque is adjustable using a adjusting tool (torque-setter, included in the scope of delivery)
- Numerical torque display in window scale
- Ergonomic multi-component handle, extremely handy due to light and compact design
- Handle size is optimally adapted to the torque range
- Blades are printed with the permitted maximum torque
- Blades are color-coded
- Click indicates when the set torque value has been reached
- Accuracy ±6% (model 2852.TV1 ±10%)

Standards:

EN ISO 6789, BS EN 26789, ASME B107.14M

dpv*link* 9295

Article	Ausführung	Bereich [Nm]
2852.TV1	Torque handle TV1	0,1-0,6
2852.TV2	Torque handle TV2	0,4-1,0
2852.TV3	Torque handle TV3	0,5-2,0
2852.TV4	Torque handle TV4	0,8-5,0
2852.TV5	Torque handle TV5	2,0-7,0

Wiha Torque slotted exchangeable blade

High-quality chrome-vanadium-molybdenum steel, completely hardened, matt chrome-plated. Wiha ChromTop® blade tip guarantees highest dimensional accuracy. Color coding: grey.

DIN 5264, ISO 2380.

dpv*link* 9313

Article	Nm max. Nm	Tip	Thickness	Ø
2859.15	0.15 Nm	1.5 mm	0.25 mm	4.0 mm
2859.20	0.4 Nm	2.0 mm	0.4 mm	4.0 mm
2859.25	0.4 Nm	2.5 mm	0.4 mm	4.0 mm
2859.30	0.6 Nm	3.0 mm	0.5 mm	4.0 mm
2859.35	1.1 Nm	3.5 mm	0.6 mm	4.0 mm
2859.40	1.1 Nm	4.0 mm	0.8 mm	4.0 mm

Wiha Torque Phillips exchangeable blade

High-quality chrome-vanadium-molybdenum steel, completely hardened, matt chrome-plated. Wiha ChromTop® blade tip guarantees highest dimensional accuracy. Color coding: dark blue.

DIN ISO 8764-1

dpv*link* 9320

Article	Tip	Nm max. Nm	Ø
2859.PH000	PH000	0.4 Nm	4.0 mm
2859.PH00	PH00	0.4 Nm	4.0 mm
2859.PH0	PH0	0.9 Nm	4.0 mm
2859.PH1	PH1	3.8 Nm	4.0 mm
2859.PH2	PH2	5.5 Nm	4.0 mm

Wiha Torque Pozidriv exchangeable blade

High-quality chrome-vanadium-molybdenum steel, completely hardened, matt chrome-plated. Wiha ChromTop® blade tip guarantees highest dimensional accuracy. Color coding: light blue.

DIN ISO 8764-1

dpv*link* 9327

Article	Tip	Nm max. Nm	Ø
2859.PZ0	PZ0	0.9 Nm	4.0 mm
2859.PZ1	PZ1	3.8 Nm	4.0 mm
2859.PZ2	PZ2	5.5 Nm	4.0 mm

Wiha Torque hexagon exchangeable blade

High-quality chrome-vanadium-molybdenum steel, completely hardened, matt chrome-plated. Wiha ChromTop® blade tip guarantees highest dimensional accuracy. Color coding: red.

dpv*link* 9331

Article	Nm max. Nm	Tip	Ø
2859.SK15	0.9 Nm	1.5 mm	4.0 mm
2859.SK20	1.8 Nm	2.0 mm	4.0 mm
2859.SK25	3.8 Nm	2.5 mm	4.0 mm
2859.SK30	5.5 Nm	3.0 mm	4.0 mm
2859.SK40	8.0 Nm	4.0 mm	4.0 mm

Wiha Torque hexagon ballpoint exchangeable blade

High-quality chrome-vanadium-molybdenum steel, completely hardened, matt chrome-plated. Wiha ChromTop® blade tip guarantees highest dimensional accuracy. Color coding: red. The ballpoint allows the screwing at an angle up to 25°.

dpv*link* 9337

Article	Nm max. Nm	Tip	Ø
2859.SKK15	0.4 Nm	1.5 mm	4.0 mm
2859.SKK20	0.9 Nm	2.0 mm	4.0 mm
2859.SKK25	2.0 Nm	2.5 mm	4.0 mm
2859.SKK30	3.8 Nm	3.0 mm	4.0 mm
2859.SKK40	8.0 Nm	4.0 mm	4.0 mm

Wiha Torque TORX® exchangeable blade

High-quality chrome-vanadium-molybdenum steel, completely hardened, matt chrome-plated. Wiha ChromTop® blade tip guarantees highest dimensional accuracy. Color coding: dark green.

dpv*link* 9343

Article	Tip	Nm	Ø
2859.TX05	TX05	0.4 Nm	4.0 mm
2859.TX06	TX06	0.6 Nm	4.0 mm
2859.TX07	TX07	0.9 Nm	4.0 mm
2859.TX08	TX08	1.3 Nm	4.0 mm
2859.TX09	TX09	2.5 Nm	4.0 mm
2859.TX10	TX10	3.8 Nm	4.0 mm
2859.TX15	TX15	5.5 Nm	4.0 mm
2859.TX20	TX20	8.0 Nm	4.0 mm
2859.TX25	TX25	8.0 Nm	4.0 mm

DPV ELEKTRONIK
dpv*link* - Produkte schnell finden!
www.compumet.ch
z.B.: dpv*link* 21010 → dpv*link* 21010

Wiha Torque TORX® "MagicSpring" exchangeable blade

High-quality chrome-vanadium-molybdenum steel, completely hardened, matt chrome-plated. Wiha ChromTop® blade tip guarantees highest dimensional accuracy. Color coding: dark green. The "MagicSpring" retaining spring holds TORX® screws tight.

dpv*link* 9361

Article	Tip	Nm max. Nm	Ø
2859R.TX06	TX06	0.6 Nm	4.0 mm
2859R.TX07	TX07	0.9 Nm	4.0 mm
2859R.TX08	TX08	1.3 Nm	4.0 mm
2859R.TX09	TX09	2.5 Nm	4.0 mm
2859R.TX10	TX10	3.8 Nm	4.0 mm
2859R.TX15	TX15	5.5 Nm	4.0 mm
2859R.TX20	TX20	8.0 Nm	4.0 mm
2859R.TX25	TX25	8.0 Nm	4.0 mm

Wiha Torque TORX PLUS® exchangeable blade

High-quality chrome-vanadium-molybdenum steel, completely hardened, matt chrome-plated. Wiha ChromTop® blade tip guarantees highest dimensional accuracy. Color coding: light green.

dpv*link* 9303

Article	Tip	Nm max. Nm	Ø
2859.05IP	05IP	0.5 Nm	4.0 mm
2859.06IP	06IP	0.8 Nm	4.0 mm
2859.07IP	07IP	1.3 Nm	4.0 mm
2859.08IP	08IP	2.0 Nm	4.0 mm
2859.09IP	09IP	3.0 Nm	4.0 mm
2859.10IP	10IP	4.5 Nm	4.0 mm
2859.15IP	15IP	6.6 Nm	4.0 mm
2859.20IP	20IP	8.0 Nm	4.0 mm
2859.25IP	25IP	8.0 Nm	4.0 mm

Wiha Torque TORX PLUS® "Magic Spring" exchangeable blade

High-quality chrome-vanadium-molybdenum steel, completely hardened, matt chrome-plated. Wiha ChromTop® blade tip guarantees highest dimensional accuracy. Color coding: light green. The "MagicSpring" retaining spring holds TORX PLUS® screws tight.

dpv*link* 9352

Article	Tip	Nm max. Nm	Ø
2859R.06IP	06IP	0.8 Nm	4.0 mm
2859R.07IP	07IP	1.3 Nm	4.0 mm
2859R.08IP	08IP	2.0 Nm	4.0 mm
2859R.09IP	09IP	3.0 Nm	4.0 mm
2859R.10IP	10IP	4.5 Nm	4.0 mm
2859R.15IP	15IP	6.6 Nm	4.0 mm
2859R.20IP	20IP	8.0 Nm	4.0 mm
2859R.25IP	25IP	8.0 Nm	4.0 mm

Wiha Universal bit holder for TorqueVario-S

for all C 6.3 and E 6.3 bits, 1/4" socket

High-quality chrome-vanadium-molybdenum steel, completely hardened, matt chrome-plated, black plastic coating.

dpv*link* 9301

Article	Type
2859	**Universal bit holder for TorqueVario-S**

Wiha TorqueVario®-S set

13-piece set with universal bit holder and 10 slotted / Phillips / Pozidriv / TORX® standard bits.

dpv*link* 9394

Article	Type
2852.S10	**Wiha TorqueVario®-S set** 2852.TV4, 2859, adjusting tool Torque range from 0.8 - 5.0 nm, Torque-setter, hexagon: 3.0 x 25, 4.0 x 25 Phillips: PH 1, PH 2, Pozidriv: PZ 1, PZ 2 TORX®: TX10, TX15, TX20, TX25

DPV ELEKTRONIK
Weitere Artikel finden Sie unter www.compumet.ch

Electric screwdrivers

Electric screwdrivers Kilews

For more than 30 years Kilews has been standing for quality in professional electric tools for manufacturing and assembly facilities. Meanwhile Kilews is one of the largest manufacturers in the world. Kilews was the first manufacturer to develop the brushless technology up to 35 Nm creating thereby the conditions to meet the increasing requirements in electronics manufacturing.

The brushless KILEWS low-voltage screwdrivers at a glance

- suitable for ESD: for sensitive components in electronics manufacturing
- suitable for cleanrooms: no ejecton of carbon dust due to brushless technology
- durable: all screwdrivers have durable motors
- maintenance-free: the durable motors spare time-consuming waiting

All screwdrivers in ESD version with grounded bit.

Electric screwdrivers B 100 series

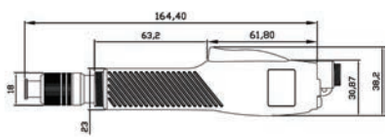

Low-voltage electric screwdrivers of the B 100 series are characterized by low weight and high stability. Due to a left-hand rotation button it is possible to change the direction of rotation quickly and without great effort. The brushless screwdrivers are easy to handle and at the same time very silent.

Technical data screwdriver:

Length:	165 mm
Weight:	170 g
Voltage / power:	12 VDC / 25 W
Speed:	2
Accuracy:	±3 %
Bit type:	C type wing shank 4 mm
Suitable power supply unit:	SKP-12HL

Model	SKD-B100L	SKD-B100LS4	SKD-B103L	SKD-B103LS4
Start type	lever start	lever start	lever start	lever start
Torque	0.008-0.14 Nm	0.008-0.14 Nm	0.05-0.343 Nm	0.05-0.343 Nm
Idle speed High	1000	280	1000	280
Idle speed Low	700	200	700	200
Screw size thread screw	1.0-1.7	1.0-1.7	1.0-2.3	1.0-1.7
Screw size self-tapping	1.0-1.5	1.0-1.5	1.0-2.0	1.0-2.0
Netzteil/Controller	SKP-12HL			

dpv*link* 20208

Article	Type
SKD-B100L-ESD	**SKD-B100L-ESD electric screwdriver** incl. torque sleeve, without power supply unit SKP-12HL
SKD-B100LS4-ESD	**SKD-B100LS4-ESD electric screwdriver** incl. torque sleeve, without power supply unit SKP-12HL
SKD-B103L-ESD	**SKD-B103L-ESD electric screwdriver** incl. torque sleeve, without power supply unit SKP-12HL
SKD-B103LS4-ESD	**SKD-B103LS4-ESD electric screwdriver** incl. torque sleeve, without power supply unit SKP-12HL

Electric screwdrivers BN 200 series

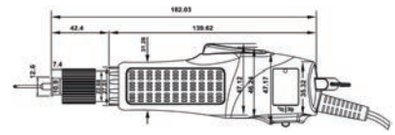

Due to its brushless technology the **low-voltage screwdriver of the BN 200 series** with lever start is suitable for cleanroom workplaces, as no carbon dust is ejected.

Technical data screwdriver:

Length:	230 mm
Weight:	310 g
Voltage / power:	32 VDC / 25 W
Accuracy:	±3 %
Bit type:	B type 6.35 mm
Power suppyl unit/Controller:	see accessories

- Screw counting and soft start optionally available, not for SKD-BN203LS5
- 8 different speeds for SKD-BN203 available

Model	SKD-BN203L	SKD-BN203LS5	SKD-BN203LS6
Start type	lever start	lever start	lever start
Torque	0.02-0.34 Nm	0.02-0.34 Nm	0.02-0.34 Nm
Idle speed High	1000	500	370
Idle speed Low	700	350	260
Screw size thread screw	1.0-2.3	1.0-2.3	1.0-2.3
Screw size self-tapping	1.0-2.0	1.0-2.0	1.0-2.0
Power supply unit/ Controller	SKP-32BC-60W		

Model	SKD-BN203LS7	SKD-BN207L	SKD-BN210L
Start type	lever start	lever start	lever start
Torque	0.02-0.34 Nm	0.05-0.69 Nm	0.05-0.69 Nm
Idle speed High	230	1000	1000
Idle speed Low	160	700	700
Screw size thread screw	1.0-2.3	1.4-2.6	1.4-2.6
Screw size self-tapping	1.0-2.0	1.4-2.3	1.6-2.6
Power supply unit/Controller	SKP-32BC-60W		

dpv*link* 20302

Article	Type
SKD-BN203L-ESD	**SKD-BN203L-ESD electric screwdriver** lever start, 32V, without control unit
SKD-BN203LS5-ESD	**SKD-BN203LS5-ESD electric screwdriver** lever start, 32V, without control unit
SKD-BN203LS6-ESD	**SKD-BN203LS6-ESD electric screwdriver** lever start, 32V, without control unit
SKD-BN203LS7-ESD	**SKD-BN203LS7-ESD electric screwdriver** lever start, 32V, without control unit
SKD-BN207L-ESD	**SKD-BN207L-ESD electric screwdriver** lever start, 32V, without control unit
SKD-BN210L-ESD	**SKD-BN210L-ESD electric screwdriver** lever start, 32V, without control unit

Electric screwdriver BN 500 series

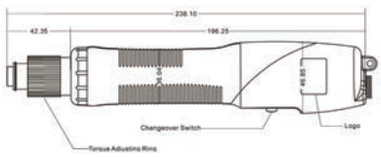

The maintenance-free **low-voltage screwdrivers of the BN 500 series** are suitable for cleanroom workplaces. Screw counting function and soft start are optionally available. Together with the soft start module a model equipped with left-hand thread with soft start in the left-hand rotation is also available.

Technical data screwdriver:

Length:	239 mm
Weight:	520 g
Voltage / power:	32 VDC / 55 W
Accuracy:	±3 %
Bit type:	B type 6.35 mm
Power supply unit/Controller:	see accessories

Model	SKD-BN512L	SKD-BN512LF	SKD-BN512LS
Start type	lever start	lever start high speed	lever start
Torque	0.15-1.18 Nm	0.15-1.18 Nm	0.15-1.18 Nm
Idle speed High	1000	2000	500
Idle speed Low	650	x	300
Screw size thread screw	1.6-3.0	1.6-3.0	x
Screw size self-tapping	1.6-2.6	1.6-2.6	x
Power supply unit/ Controller	SKP-32BC-60W, SKP-BE32HLN, SKP-BC40HLN		

Model	SKD-BN512P	SKD-BN512PF	SKD-BN517LF
Start type	push start	push start high speed	lever start high speed
Torque	0.15-1.18 Nm	0.15-1.18 Nm	0.29-1.67 Nm
Idle speed High	1000	2000	2000
Idle speed Low	650	x	x
Screw size thread screw	1.6-3.0	1.6-3.0	1.6-3.0
Screw size self-tapping	1.6-2.6	1.6-2.6	1.6-3.0
Power supply unit/ Controller	SKP-32BC-60W, SKP-BE32HL, SKP-BC40HLN		

Model	SKD-BN517PF	SKD-BN519L	SKD-BN519P
Start type	push start high speed	lever start	push start
Torque	0.29-1.67 Nm	0.29-1.86 Nm	0.29-1.86 Nm
Idle speed High	2000	1000	1000
Idle speed Low	x	650	650
Screw size thread screw	1.6-3.0	2.3-3.5	2.3-3.5
Screw size self-tapping	1.6-3.0	2.3-3.0	2.3-3.0
Power supply unit/ Controller	SKP-32BC-60W, SKP-BE32HL, SKP-BC40HLN		

dpv*link* 20317

Article	Type
SKD-BN512L-ESD	**SKD-BN512L-ESD electric screwdriver** lever start, 32V, without control unit
SKD-BN512LF-ESD	**SKD-BN512LF-ESD electric screwdriver** lever start, high-speed, 32V, without control unit
SKD-BN512LS-ESD	**SKD-BN512LS-ESD electric screwdriver** lever start, 32V, without control unit
SKD-BN512P-ESD	**SKD-BN512P-ESD electric screwdriver** push start, 32V, without control unit
SKD-BN512PF-ESD	**SKD-BN512PF-ESD electric screwdriver** push start, high-speed, 32V, without control unit
SKD-BN517LF-ESD	**SKD-BN517LF-ESD electric screwdriver** lever start, high-speed, 32V, without control unit
SKD-BN517PF-ESD	**SKD-BN517PF-ESD electric screwdriver** push start, high-speed, 32V, without control unit
SKD-BN519L-ESD	**SKD-BN519L-ESD electric screwdriver** lever start, 32V, without control unit
SKD-BN519P-ESD	**SKD-BN519P-ESD electric screwdriver** push start, 32V, without control unit

All information about the Kilews electric screwdrivers can be found in the brochure available

- as flipping book
- as download
- as printed version

DPV ELEKTRONIK
Weitere Artikel finden Sie unter www.compumet.ch

Electric screwdrivers BN 800 series

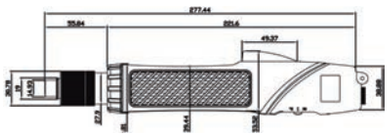

The maintenance-free **low-voltage screwdrivers of the BN 7000 and BN 800 series** achieve higher speeds along with lower heating. Screw counting function and soft start are optionally available. Together with the soft start module a model equipped with left-hand thread with soft start in the left-hand rotation is also available.

Technical data screwdriver:

Length:	278 mm
Weight:	800 g
Voltage / power:	32 VDC / 55 W
Accuracy:	±3 %
Bit type:	B type 6.35 mm
Power supply unit/Controller:	see accessories

Model	SKD-BN830L	SKD-BN830P	SKD-BN830LF
Start type	lever start	push start	lever start high-speed
Torque	0.98-2.94 Nm	0.98-2.94 Nm	0.98-2.94 Nm
Idle speed High	1000	1000	2000
Idle speed Low	700	700	1600
Screw size thread screw	2.6-4.0	2.6-4.0	2.6-4.0
Screw size self-tapping	2.6-3.5	2.6-3.5	2.6-3.5
Power control unit/Controller	SKP-40B-HLN		

Model	SKD-BN830PF	SKD-BN850L	SKD-BN850P
Start type	push start	lever start	push start
Torque	0.98-2.94 Nm	1.96-4.90 Nm	1.96-4.90 Nm
Idle speed High	2000	1000	1000
Idle speed Low	1600	700	700
Screw size thread screw	2.6-4.0	4.0-5.0	4.0-5.0
Screw size self-tapping	2.6-3.5	< 4	< 4
Power supply unit/ Controller	SKP-40B-HLN		

dpv*link* 20344

Article	Type
SKD-BN830L-ESD	**SKD-BN830L-ESD electric screwdriver** lever start, 40V, without control unit
SKD-BN830LF-ESD	**SKD-BN830LF-ESD electric screwdriver** lever start, high-speed, 40V, without control unit
SKD-BN830P-ESD	**SKD-BN830P-ESD electric screwdriver** push start, 40V, without control unit
SKD-BN830PF-ESD	**SKD-BN830PF-ESD electric screwdriver** push start, high-speed, 40V, without control unit
SKD-BN850L-ESD	**SKD-BN850L-ESD electric screwdriver** lever start, 40V, without control unit
SKD-BN850P-ESD	**SKD-BN850P-ESD electric screwdriver** push start, 40V, without control unit

Electric screwdrivers BK 900 series

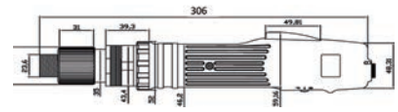

Low-voltage screwdrivers of the BK 900 series achieve higher speeds along with lower heating. Screw counting function and soft start are optionally possible with soft start module. Suitable for cleanroom workplaces, as no carbon dust is ejected.

Technical data screwdriver:

Length:	306 mm
Weight:	1030 g
Voltage / power:	40 VDC / 260 W
Accuracy:	±5 %
Bit type:	B type 6.35 mm
Power supply unit/Controller:	see accessories

Model	SKD-BK960L	SKD-BK960P	SKD-BK990L
Start type	lever start	push start	lever start
Torque	2-6 Nm	2-6 Nm	3-9 Nm
Idle speed	700-1000	700-1000	750-1000
Screw size thread screw	2.6-4.0	2.6-4.0	2.6-4.0
Screw size self-tapping	2.6-3.5	2.6-3.5	2.6-3.5
Power supply unit/ Controller	SKP-40B-HL-800, SKP-BC40HL-800 V3.0/3.1		

Model	SKD-BK990P	SKD-BK9120L	SKD-BK9120P
Start type	push start	lever start	push start
Torque	3-9 Nm	6-12 Nm	6-12 Nm
Idle speed	750-1000	660-880	660-880
Screw size thread screw	2.6-4.0	4.0-5.0	4.0-5.0
Screw size self-tapping	2.6-3.5	<4	<4
Power supply unit/ Controller	SKP-40B-HL-800, SKP-BC40HL-800 V3.0/3.1		

dpv*link* 22903

Article	Type
SKD-BK960L-ESD	**SKD-BK960L-ESD electric screwdriver** lever start, 40V, without control unit
SKD-BK960P-ESD	**SKD-BK960P-ESD electric screwdriver** push start, 40V, without control unit
SKD-BK990L-ESD	**SKD-BK990L-ESD electric screwdriver** Lever start 40V, without control unit
SKD-BK990P-ESD	**SKD-BK990P-ESD electric screwdriver** Push start, 40V, without screwdriver
SKD-BK9120L-ESD	**SKD-BK9120L-ESD electric screwdriver** Lever start, 40V, without control unit
SKD-BK9120P-ESD	**SKD-BK9120L-ESD electric screwdriver** Lever start, 40V, without control unit

Electric screwdrivers BE 200 series

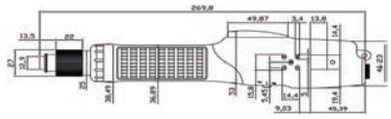

All settings of the **low-voltage screwdrivers of the BE 200 series** like quantity of screws, minimum and maximum time are adjusted at the screwdriver. The min/max values of the fastening time are measured by means of the auto-learn function and automatically stored in the screwdriver.

Technical data screwdriver:

Length:	240 mm
Weight:	330 g
Voltage / power:	32 VDC / 25 W
Accuracy:	±3 %
Bit type:	B type 6.35 mm
Power supply unit/Controller:	see accessories

- Integrated screw counting function (with inverse counting) and fastening time control (1 - 99 screws, 0.01 - 9.9 seconds)
- Automatic left-hand rotation after torque shut-off adjustable

Model	SKD-BE203L	SKD-BE203LS5	SKD-BE203LS6
Start type	lever start	lever start	lever start
Torque	0.02-0.34 Nm	0.02-0.34 Nm	0.02-0.34 Nm
Idle speed High	1000	500	370
Idle speed Low	700	350	260
Screw size thread screw	1.0-2.3	1.0-2.3	1.0-2.3
Screw size self-tapping	1.0-2.0	1.0-2.0	1.0-2.0
Power supply unit/ Controller	SKP-32BC-60W		

Model	SKD-BE203LS7	SKD-BE207L	SKD-BE210L	SKD-BE210P
Start type	lever start	lever start	lever start	push start
Torque	0.02-0.34 Nm	0.05-0.69 Nm	0.10-0.98 Nm	0.10-0.98 Nm
Idle speed High	230	1000	1000	1000
Idle speed Low	160	700	700	700
Screw size thread screw	1.0-2.3	1.4-2.6	1.6-3.0	1.6-3.0
Screw size self-tapping	1.0-2.0	1.4-2.3	1.6-2.6	1.6-2.6
Power supply unit/ Controller	SKP-32BC-60W			

dpv*link* 20216

Article	Type
SKD-BE203L-ESD	**SKD-BE203L-ESD electric screwdriver** lever start, 32V, without control unit
SKD-BE203LS5-ESD	**SKD-BE-203LS5-ESD electric screwdriver** lever start, 32V, without control unit
SKD-BE203LS6-ESD	**SKD-BE-203LS6-ESD electric screwdriver** lever start, 32V, without control unit
SKD-BE203LS7-ESD	**SKD-BE203LS7-ESD electric screwdriver** lever start, 32V, without control unit
SKD-BE207L-ESD	**SKD-BE-207L-ESD electric screwdriver** lever start, 32V, without control unit
SKD-BE210L-ESD	**SKD-BE-210L-ESD electric screwdriver** lever start, 32V, without control unit
SKD-BE210P-ESD	**SKD-BE-210P-ESD electric screwdriver** push start, 32V, without control unit

Electric screwdrivers BE 500 series

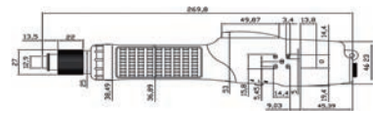

All settings of the **low-voltage screwdrivers of the BE 500 series** like quantity of screws, minimum and maximum time are adjusted at the screwdriver. The min/max values of the fastening time are measured by means of the auto-learn function and automatically stored in the screwdriver.

Technical data screwdriver:

Length:	270 mm
Weight:	580 g
Voltage / power:	32 VDC / 55 W
Accuracy:	±3 %
Bit type:	B type 6.35 mm
Power supply unit/Controller:	see accessories

- Integrated screw counting function (with inverse counting) and fastening time control (1 - 99 screws, 0.01 - 9.9 seconds)
- Automatic left-hand rotation after torque shut-off adjustable

Model	SKD-BE512L	SKD-BE512LF	SKD-BE512P	SKD-BE512PF
Start type	lever start	lever high-speed	push start	push start high-speed
Torque	0.2-1.2 Nm	0.2-1.2 Nm	0.2-1.2 Nm	0.2-1.2 Nm
Idle speed High	1000	2000	1000	2000
Idle speed Low	650	x	650	x
Screw size thread screw	1.6-3.0	1.6-3.0	1.6-3.0	1.6-3.0
Screw size self-tapping	1.6-2.6	1.6-2.6	1.6-2.6	1.6-2.6
Power supply unit/ Controller	SKP-32BC-60W	SKP-BE32HLN	SKP-32BC-60W	SKP-BE32HLN

Model	SKD-BE517LF	SKD-BE517PF	SKD-BE519L	SKD-BE519P
Start type	lever start high-speed	push start high-speed	lever start	push start
Torque	0.3-1.67 Nm	0.3-1.67 Nm	0.3-1.86 Nm	0.3-1.86 Nm
Idle speed High	2000	2000	1000	1000
Idle speed Low	x	x	650	650
Screw size thread screw	2.3-3.5	2.3-3.5	2.3-3.5	2.3-3.5
Screw size self-tapping	2.3-3.0	2.3-3.0	2.3-3.0	2.3-3.0
Power supply unit/ Controller	SKP-BE32HLN	SKP-BE32HLN	SKP-32BC-60W	SKP-32BC-60W

dpv*link* 20265

Article	Type
SKD-BE512L-ESD	**SKD-BE512L-ESD electric screwdriver** lever start, 32V, without control unit
SKD-BE512LF-ESD	**SKD-BE512LF-ESD electric screwdriver** lever start, high-speed, 32V, without control unit
SKD-BE512P-ESD	**SKD-BE512P-ESD electric screwdriver** push start, 32V, without control unit
SKD-BE512PF-ESD	**SKD-BE512PF-ESD electric screwdriver** push start, high-speed, 32V, without control unit
SKD-BE517LF-ESD	**SKD-BE517LF-ESD electric screwdriver** lever start, high-speed, 32V, without control unit
SKD-BE517PF-ESD	**SKD-BE517PF-ESD electric screwdriver** push start, high-speed, 32V, without control unit
SKD-BE519L-ESD	**SKD-BE519L-ESD electric screwdriver** lever start, 32V, without control unit
SKD-BE519P-ESD	**SKD-BE519P-ESD electric screwdriver** push start, 32V, without control unit

DPV ELEKTRONIK

Weitere Artikel finden Sie unter www.compumet.ch

Electric screwdrivers BE 800 series

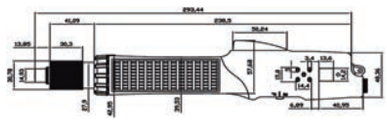

All settings of the **low-voltage screwdrivers of the BE 800 series** like quantity of screws, minimum and maximum time are adjusted at the screwdriver. The min/max values of the fastening time are measured by means of the auto-learn function and automatically stored in the screwdriver.

Technical data screwdriver:

Length:	294 mm
Weight:	820 g
Voltage / power:	40 VDC / 90 W
Accuracy:	±3 %
Bit type:	B type 6.35 mm
Power supply unit/Controller:	see accessories

- Integrated screw counting function (with inverse counting) and fastening time control (1 - 99 screws, 0.01 - 9.9 seconds)

Model	SKD-BE830L	SKD-BE830LF	SKD-BE830P
Start type	lever start	lever start high-speed	push start
Torque	0.98-2.94 Nm	0.98-2.94 Nm	0.98-2.94 Nm
Idle speed	700-1000	2000	700-1000
Screw size thread screw	2.6-4.0	2.6-4.0	2.6-4.0
Screw size self-tapping	2.6-3.5	2.6-3.5	2.6-3.5
Power supply unit/ Controller	SKP-40B-HLN		

Model	SKD-BE830PF	SKD-BE850L	SKD-BE850P
Start type	push start high-speed	lever start	push start
Torque	0.98-2.94 Nm	1.96-4.90 Nm	1.96-4.90 Nm
Idle speed High	2000	700-1000	700-1000
Screw size thred screw	2.6-4.0	4.5-5.0	4.5-5.0
Screw size self-tapping	2.6-3.5	< 4	< 4
Power supply unit/ Controller	SKP-40B-HLN		

dpv*link* 20284

Article	Type
SKD-BE830L-ESD	**SKD-BE830L-ESD electric screwdriver** lever start, 40V, without control unit
SKD-BE830LF-ESD	**SKD-BE830LF-ESD electric screwdriver** lever start, high-speed, 40V, without control unit
SKD-BE830P-ESD	**SKD-BE830P-ESD electric screwdriver** push start, 40V, without control unit
SKD-BE830PF-ESD	**SKD-BE830PF-ESD electric screwdriver** push start, high-speed, 40V, without control unit
SKD-BE850L-ESD	**SKD-BE850L-ESD electric screwdriver** lever start, 40V, without control unit
SKD-BE850P-ESD	**SKD-BE850P-ESD electric screwdriver** push start, 40V, without control unit

Electric screwdrivers RBK series

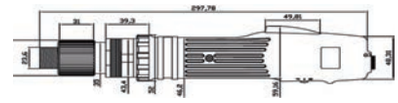

Low-voltage screwdrivers of the RBK series achieve higher speeds along with lower heating. Screw counting function and soft start are optionally possible with soft start module. Suitable for cleanroom workplaces, as no carbon dust is ejected.

Technical data screwdriver:

Length:	298 mm
Voltage:	40 VDC
Accuracy:	±5 %
Bit type:	B type 6.35 mm
Power supply unit/Controller:	see accessories

Model	SKD-RBK60L	SKD-RBK60P	SKD-RBK90L	SKD-RBK90P
Start type	lever start	push start	lever	push start
Power	100W	100W	120W	120W
Torque	2-6 Nm	2-6 Nm	3-9 Nm	3-9 Nm
Idle speed	700-1000	700-1000	550-800	550-800
Screw size thread screw	4.0-5.0	4.0-5.0	5.0-6.0	5.0-6.0
Screw size self-tapping	<4	<4	<4.5	<4.5
Weight	1250 g			
Power supply unit/ Controller	SKP-40BC-HL-800			

Model	SKD-RBK120L	SKD-RBK120P	SKD-RBK180L	SKD-RBK180P
Start type	lever start	push start	lever start	push start
Power	120W	120W	200W	200W
Torque	4-12 Nm	4-12 Nm	6-18 Nm	6-18 Nm
Idle speed	380-550	380-550	240-350	240-350
Screw size thread screw	<8	<8	<10	<10
Screw size self-tapping	<6	<6	<8	<8
Weight	1250 g			
Power supply unit/ Controller	SKP-40BC-HL-800			

Model	SKD-RBK250L	SKD-RBK250P	SKD-RBK350L	SKD-RBK350P
Start type	level start	push start	level start	push start
Power	260W	260W	260W	260W
Torque	8-25 Nm	8-25 Nm	12-35 Nm	12-35 Nm
Idle speed	240-350	240-350	240-350	240-350
Screw size thread screws	<8	<8	<10	<10
Screw size self-tapping	<6	<6	<8	<8
Weight	1450 g		2200 g	
Power supply unit/Controller	SKP-40BC-HL-800			

dpv*link* 20371

Article	Type
SKD-RBK60L-ESD	**SKD-RBK60L-ESD electric screwdriver** without control unit
SKD-RBK60P-ESD	**SKD-RBK60P-ESD electric screwdriver** lever start, 40V, without control unit
SKD-RBK90L-ESD	**SKD-RBK90L-ESD electric screwdriver** without control unit
SKD-RBK90P-ESD	**SKD-RBK90P-ESD electric screwdriver** lever start, 40V, without control unit
SKD-RBK120L-ESD	**SKD-RBK120L-ESD electric screwdriver** lever start, 40V, without control unit
SKD-RBK120P-ESD	**SKD-RBK120P-ESD electric screwdriver** push start, 40V, without control unit
SKD-RBK180L-ESD	**SKD-RBK180L-ESD electric screwdriver** lever start, 40V, without control unit
SKD-RBK180P-ESD	**SKD-RBK180P-ESD electric screwdriver** push start, 40V, without control unit
SKD-RBK250L-ESD	**SKD-RBK250L-ESD electric screwdriver** without control unit
SKD-RBK250P-ESD	**SKD-RBN250P-ESD electric screwdriver** push start, 40V, without control unit
SKD-RBK350L-ESD	**SKD-RBK350L-ESD electric screwdriver** lever start, 40V, without control unit
SKD-RBK350P-ESD	**SKD-RBK350P-ESD electric screwdriver** without control unit

Straight cordless screwdriver SKC-PTA-BS series

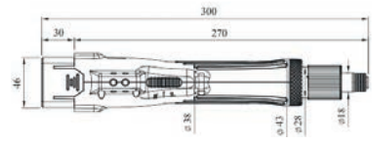

First straight cordless battery screwdriver SKC-PTA-BS in ESD industrial quality with high repeat accuracy and included battery monitoring can be compared to corded electric screwdrivers. The brushless motor technology is durable and maintenance-free.

Technical data of the screwdriver SKC-PTA-BS12/12S1:

Length:	**225.1 mm (without battery)**
Diameter:	**60 mm (without battery)**
Weight:	**530 g (without battery)**
Voltage / power:	**7.2 VDC / 25 W**
Accuracy:	**±3 %**
Bit type:	**B type 6.35 mm**

Technical data of the screwdriver SKC-PTA-BS20/30/40:

Length:	270 mm (without battery)
Diameter:	60 mm (without battery)
Weight:	700 g (without battery)
Voltage / power:	10.8 VDC / 25 W
Accuracy:	±3 %
Bit type:	B type 6.35 mm

Model	SKC-PTA-BS20-ESD	SKC-PTA-BS30-ESD	SKC-PTA-BS45-ESD
Torque	0.3-2.0 Nm	0.8-3.0 Nm	1.5-4.5 Nm
Idle speed High	1200	1200	700
Idle speed Low	850	850	500
Charger	SKC-P50W-S		
Batteries	SKC-LB1025S		

dpv*link* 22983

Article	Type
SKC-PTA-BS12-ESD	**SKC-PTA-BS12-ESD Straight cordless screwdriver** incl. 1 battery SKC-LB1025S stepless torque setting charger not included in the scope of delivery
SKC-PTA-BS12S1-ESD	**SKC-PTA-BS12S1-ESD Straight cordless screwdriver** incl. 1 battery SKC-LB1025S stepless torque setting charger not included in the scope of delivery
SKC-PTA-BS20-ESD	**SKC-PTA-BS20-ESD Straight cordless screwdriver** incl. 1 battery SKC-LB1025S stepless torque setting charger not included in the scope of delivery
SKC-PTA-BS30-ESD	**SKC-PTA-BS30-ESD Straight cordless screwdriver** incl. 1 battery SKC-LB1025S stepless torque setting charger not included in the scope of delivery
SKC-PTA-BS45-ESD	**SKC-PTA-BS45-ESD Straight cordless screwdriver** incl. 1 battery SKC-LB1025S stepless torque setting charger not included in the scope of delivery

DPV ELEKTRONIK
Weitere Artikel finden Sie unter www.compumet.ch

Accessories for cordless screwdriver

KILEWS

dpv*link* 22987

Article	Type
SKC-P25W	**Charger for PTA-BS12/12S1**
SKC-LB0725S	**Replacement battery for SKC-PTA-BS12**
SKC-P50W-S	**Charger for SKC-PTA-BS20/30/45**
SKC-LB1025S	**Replacement battery for SKC-PTA-BS20/30/45**

Electric screwdriver CG series

NEU KILEWS

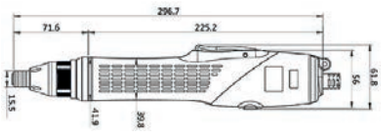

Intelligent screw system with torque and angle monitoring, screw counting and process monitoring and integrated screw hole lighting with white LEDs. Torque steplessly adjustable.

Technical data screwdriver:

Length:	297 mm
Weight:	830 g
Voltage / power:	40 VDC / 90 W
Bit type:	B type 6.35 mm

Model	SKT-CG30	SKT-CG50	SKT-CG70
Start type	lever / push start	lever / push start	lever / push start
Torque	0.3-3.0 Nm	0.5-5.0 Nm	0.8-7.0 Nm
Speed max.	1600	1100	660
Supply unit/controller	SKT-KL-TCG		

dpv*link* 24714

Article	Type
SKT-CG30-ESD	**SKT-CG30-ESD EC Electric screwdriver CG series** lever and push start, without control unit
SKT-CG50-ESD	**SKT-CG50-ESD EC Electric screwdriver CG series** lever and push start, without control unit
SKT-CG70-ESD	**SKT-CG70-ESD EC Electric screwdriver CG series** lever and push start, without control unit

Controller for SKT-CG series

NEU KILEWS

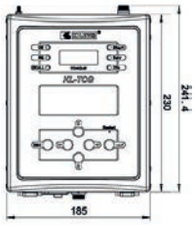

Technical data:

Dimensions:	185 x 214 x 147 mm
Weight:	3.7 kg
Input voltage:	100 - 200 V AC
Output voltage:	24 V DC / 25 W
Inputs:	Start / Forward / Reverse / Disable / Confirm
Outputs:	OK / NG / OK ALL / Start / Reverse
Serial interface:	RS-232X2 , Micro SD , LAN

dpv*link* 24720

Article	Type
SKT-KL-TCG	**Controller for SKT-CG series** 100-240V AC, output 24V DC, 185 x 241 x 147 mm, 3.7 kg

Accessories Kilews

Power supply units for brushless low-voltage screwdrivers

KILEWS

Using the Kilews control units helps you to achieve absolutely faultless screwings. Improve the product quality and process reliability and support thus your quality management.



Soft start module for brushless screwdrivers is suitable for SKD-BN200, SKD-BN500, SKD-BN800, SKD-RBK/TBN. Soft start is automatically disabled in the left-hand rotation.

- adjustable from 0.1 - 9.9 secondes
- Speed adjustable 30% - 100%
- Output signals for right-hand rotation, left-hand rotation, shut-off 24V DC, 200mA
- Optionally with separately adjustable soft start for right-hand and left-hand rotation

dpv*link* 20329

Article	Type
SKP-12HL	**Power supply unit for SKD-B 100** 100-240V AC, output voltage: DC9 V/DC12 V dimensions: 100 x 50 x 35 mm , weight 0.15 kg

dpv*link* 20329

	Article	Type
	SKP-32BC-60W	**Power supply unit for SKD-BN200 / BN500** 100-240V AC, output 40V DC, 213 x 131 x 65 mm, 0.25 kg
	SKP-40B-HLN	**Power supply unit for SKD-BN800 / BE800** 100-240V AC, output 40V DC, 213 x 131 x 65 mm, 1.8 kg
	SKP-40B-HL-800	**Power supply unit for SKD-BK900 / RBK** 100-240V AC, output 24V / 32V / 40V DC, 213 x 131 x 65 mm, 1.8 kg
	SKP-BC40HL-800.V3.0	**Power supply unit for SKD-RBK / TBK / BK900** with counting and writing function 100-240V AC, reverse output 24V / 32V / 40V DC, 213 x 131 x 65 mm, 1.8 kg
	SKP-BC40HL-800.V3.1	**Power supply unit for SKD-RBK / TBK / BK900** with counting and writing function inputs: sensor/release, reset, start, external program selection 100-240V AC, output 24V / 32V / 40V DC, 213 x 131 x 65 mm, 1.8 kg
	SKP-BC40HLN-V3.0	**Power supply unit for SKD-BN200 / BN500 / BN800** with counting and writing function inputs: sensor/release, reset, start, reverse 100-240V AC, output 24V / 32 / 40V DC, 213 x 131 x 65 mm, 1.8 kg
	SKP-BC40HLN-V3.1	**Power supply unit for SKD-BN200 / BN500 / BN800** with counting and writing function inputs: sensor/release, reset, start, external program selection 100-240V AC, output 24V / 32 / 40V DC, 213 x 131 x 65 mm, 1.8 kg
	SKP-BE32HLN	**Power supply unit for SKD-BN500LF / BN500PF / BN700** 100-240V AC, output LO 24V / HI 32V DC, 200 x 80 x 66 mm, 0.46 kg
	SKZ-KL-SSBN	**Soft start module KL-SSBN** Left-hand rotation, right-hand rotation, shut-off 24V DC, 200mA, soft start, 0.1 - 9.9 seconds, speed adjustable 30% - 100%

Torque display KL-CTDS

In combination with a Kilews SKD-BNK or SKD-RBK screwdriver the torque reached by the coupling is measured and displayed.

- process monitoring and data archiving possible
- E/A interface for controlling the screwdriver and connection to superordinated controls
- soft start function
- fastening time monitoring and screw counting function

Model	KL-CTDS
Input voltage	DC 32/40 V
Output voltage	DC 40V/32V/24V 5.5A/6.9A/9.2A
Counting range	1-99 screws
Soft start time	0-9.9 s
Soft start speed	30% - 85% of the maximal speed
Inputs	Sensor, release, reverse, confirm
Outputs	IO, NIO, sum IO, Stop
Serial interface	2 x RS232

dpv*link* 23965

Article	Type
KL-CTDS	**KL-CTDS Torque display module** can be used with all screwdrivers of the series SKD-BNK 200 / 500 / 800 / 900 / RBNK / TBNK

Control unit KL-MCTDS5

KL-MCTDS5 Control unit with fastening time monitoring and counting function for 5 screwdrivers.

- torque display for electric screwdrivers with torque clutch
- up to 5 screwdrivers with one control unit
- counting function, fastening time monitoring and output signals
- torque display for every screwdriver
- data output of the measured data on PC or server

Model	KL-MCTDS5
Input voltage	DC 32/40 V
Output voltage	DC 40V/32V/24V 5.5A/6.9A/9.2A
Counting range	1-99 screws
Soft start time	0-9.9 s
Soft start speed	30% - 85% of the maximal speed
Inputs	Sensor, release, reverse, confirm
Outputs	IO, NIO, sum IO, Stop
Serial interface	2 x RS232

dpv*link* 23967

Article	Type
KL-MCTDS5	**Control unit for SMART Tools 5-fold** can be used with all screwdrivers of the series SKD-BNK / RBNK / TBNK

Balancer

Balancer with rope pull-in with steplessly adjustable load capacity.
Very durable, excellent balancing performance.

dpv*link* 20618

	Article	Type
	SKZ-TW-06R	**Spring balancer 0.2 - 0.6 kg** Load capacity 0.2 - 0.6 kg rope length 1.5 m
	SKZ-TW-1R	**Spring balancer 0.5 - 1.5 kg** Load capacity 0.5 - 1.5 kg rope length 1.5 m
	SKZ-RW-3	**Spring balancer 1.0 - 3.0 kg** Load capacity 1.0 - 3.0 kg rope length 2 m

Weitere Artikel finden Sie unter www.compumet.ch

Pistol handle ESD

Pistol handles for lever and push start models

- easy to attach
- can be retrofitted at any time

dpv*link* 25213

Article	Type
SKZ-LG-11S	**Pistol handle for series SKD BE 500 ESD lever start** only for lever start screwdrivers series SKD-BE500 ESD
SKZ-PG-11S	**Pistol handle for series SKD BE 500 ESD push start** only for push start screwdrivers series SKD-BE500 ESD
SKZ-LG-10S	**Pistol handle for series SKD BN 500 ESD lever start** only for lever start screwdrivers series SKD-BN500 ESD
SKZ-LG-12S	**Pistol handle for series SKD BE 800 ESD lever start** only for lever start screwdrivers series SKD-BE800 ESD
SKZ-PG-12S	**Pistol handle for series SKD BE 800 ESD push start** only for push start screwdrivers series SKD-BE800 ESD
SKZ-LG-8S	**Pistol handle for series SKD BN 800 ESD lever start** only for lever start screwdrivers series SKD-BN800 ESD
SKZ-PG-8S	**Pistol handle for series SKD BN 800 ESD push start** only for push start screwdrivers series SKD-BN800 ESD
SKZ-LG-13S	**Pistol handle for series SKD-BK900 ESD lever start** only for lever start screwdrivers series SKD-BK900 ESD
SKZ-LG-15S	**Pistol handle for series SKT CG ESD** only for screwdrivers series SKT-CG ESD

Angular head KL 90°

Angular heads 90° for screwdrivers with lever start by Kilews, 1/4" hexagon

dpv*link* 20617

Article	Type
SKZ-KL-1	**Angle head KL-1 90°** only for screwdrivers with lever start suitable for SKD-BN800, SKD-7000, SKD-8000, SK-82 and SK-92 series
SKZ-KL-2	**Angle head KL-2 90°** only suitable for screwdrivers with lever start, suitable for SKD BE 500
SKZ-KL-3B	**Angle head KL-3b 90°** only suitable for screwdrivers with lever start, suitable for SKD RBK

Tool holder

Tool holder for manually operated electric screwdrivers. Available as holder with or without pivoting device.

dpv*link* 20616

Article	Type
SKZ-KH-2	**Tool holder KH-2** suitable for low-voltage screwdrivers series SKD BN 800 and BE 800
SKZ-KH-4	**Tool holder KH-4** suitable for low-voltage screwdrivers series SKD BN 500 and BE 500
SKZ-KH-5	**Tool holder KH-5** suitable for low-voltage screwdrivers series SKD BN 200 and BE 200
SKZ-KH-6	**Tool holder KH-6** with pivoting holder and plastic insert suitable for low-voltage screwdrivers series SKD BN 800 and BK 900
SKZ-KH-7	**Tool holder KH-7** with pivoting holder and plastic insert suitable for low-voltage screwdrivers series RBK

ESD torque sleeve

ESD torque sleeve as adjustment protection for the torque of Kilews screwdrivers

dpv*link* 20615

Article	Type
SKZ-KC-2S	**Torque sleeve ESD KC-2S** ESD plastic black suitable for SKD BN 700 and BE 700 series
SKZ-KC-6S	**Torque sleeve ESD KC-6S** ESD plastic black suitable for SKD BN 500 and BE 500
SKZ-KC-7S	**Torque sleeve ESD KC-7S** ESD plastic black suitable for SKD BN 800 and BE 800 series
SKZ-KC-9S	**Torque sleeve ESD KC-9S** ESD plastic black suitable for SKD B 100 series
SKZ-KC-22A	**Torque sleeve ESD KC-22A** ESD plastic black suitable for SKD RBK series
SKZ-A29096	**Aluminium torque sleeve A29096** suitable for series SKD BN 500 and BE 500
SKZ-A29097	**Aluminium torque sleeve A29097** suitable for series BN 800 and BE 800

ESD torque adjustment aid

ESD-compliant torque adjustment aid made of stainless steel. Available for Kilews screwdrivers of BN and BE series

dpv*link* 20614

Article	Type
SKZ-KW-1	**Torque adjustment aid ESD** for SKD BN 700 / BE 700 and BN 800 / BE 800 series
SKZ-KW-3	**Torque adjustment aid ESD** for SKD BN 500 / BE 500 series
SKZ-KW-4	**Torque adjustment aid ESD** for SKD BN 200 / BE 200 series

ESD screw tray

ESD vibrating screen / screw tray for different screws

dpv*link* 20613

Article	Type
SKZ-KB-1-ESD	**ESD screw tray M1.7 - 2.0**
SKZ-KB-2-ESD	**ESD screw tray M2.0 - 2.8**
SKZ-KB-3-ESD	**ESD screw tray M3.0 - 4.0**

Electric screwdrivers Delvo

Delvo Electric screwdriver

Torque range 0.05 - 1.18 nm

Lever Starter
DLV 7321
DLV 7331

The control of the electric screwdriver takes place via a separate control unit with speed preselection and soft start regulation.

The DLV 7321 starts progressively, i.e. the rotation starts slowly and speeds up automatically. Thus, damages of sensitive screw heads are largely avoided.

Technical data screwdriver:

Length / handle:	215 mm / 32 mm
Weight:	350 g
Voltage / output:	36 VDC / 26 W
Speed:	
DLV 7321	steplessly 700-1000 rpm
DLV 7331	steplessly 500-700 rpm
Torque setting range:	
DLV 7321	steplessly 0.05 - 0.49 nm
DLV 7331	steplessly 0.29 - 1.18 nm
Repeat accuracy:	3 %
Tool holder:	1/4" hexagon

Technical data control unit DLC-1213:

Input / output voltage:	220 / 240 VAC, 50-60 Hz / 24 VDC
Dimensions:	143 x 145 x 105 mm
Weight:	1.7 kg

dpv*link* 3431

Article	Type
461.300	**DLV-7321 electric screwdriver/ESD** with lever start, without control unit
461.310	**DLV-7331 electric screwdriver/ESD** With lever start, without control unit
461.350	**DLC-1213 control unit (230VAC / 24VDC)** with soft start and speed preselection

Delvo - 7321... 7335 Electric screwdriver accessories

dpv*link* 3439

Article	Type
461.620	**Torque adjustment protection/cap** for DLV-7321/7331
461.630	**Vacuum attachment**
461.631...	**Suction tubes for vacuum attachment**
461.632	**Vacuum pump**

Delvo Electric screwdriver

Torque range 0,49 - 4.41 nm

Lever Starter
DLV 7530
DLV 7540
DLV 7550

Push Starter
DLV 8530
DLV 8540
DLV 8550

The electric screwdrivers DLV 7530/40/50 with lever start and DLV 8530/40/50 with push start have been designed to solve specific screwing problems. All operating and functional units are integrated into the handpiece. The screwdrivers offer all preconditions for serial production work in assembly.

Technical data:

Length / handle:	257 mm / 39.5 mm
Weight:	650 g
Voltage / output:	34 VDC / 36 W
Speed:	DLV 7530 / 8530 1200 rpm
	DLV 7540 / 8540 800 rpm
	DLV 7550 / 8550 500 rpm.
Torque setting range:	
DLV 7530 / 8530	steplessly 0.49 - 1.67 nm
DLV 7540 / 8540	steplessly 1.18 - 2.65 nm
DLV 7550 / 8550	steplessly 1.96 - 4.41 nm
Repeat accuracy:	3 %
Tool holder:	1/4" hexagon

dpv*link* 3492

Article	Type
462.400	**DLV 8530 electric screwdriver** with push start, without control unit
462.400.ESD	**DLV 8530 ESD version** with push start, without control unit
462.400.H	**DLV 7530 electric screwdriver** with lever start, without control unit
462.400.H.ESD	**DLV 7530 ESD version** with lever start, without control unit
462.410	**DLV 8540 electric screwdriver** with push start, without control unit
462.410.ESD	**DLV 8540 ESD version** with push start, without control unit
462.410.H	**DLV 7540 electric screwdriver** with lever start, without control unit
462.410.H.ESD	**DLV 7540 ESD version** with lever start, without control unit
462.420	**DLV 8550 electric screwdriver** with push start, without control unit
462.420.ESD	**DLV 8550 ESD version** with push start, without control unit
462.420.H	**DLV 7550 electric screwdriver** with lever start, without control unit
462.420.H.ESD	**DLV 7550 ESD version** with lever start, without control unit
462.451	**DLC-4511 GGB control unit 230 VAC / 34 V** with soft start and speed control (for screwdrivers DLV 7530, 7540, 7550, 8530, 8540, 8550)

Delvo - 75... / 85. Electric screwdriver accessories

dpv*link* 3514

Article	Type
462.620	**Torque adjustment protection/cap**
462.630	**Vacuum attachment for DLV-75.../ 85.**
	Accessories
461.631...	Suction tubes for vacuum attachment
461.632	Vacuum pump

DPV ELEKTRONIK
Weitere Artikel finden Sie unter www.compumet.ch

Support arm and torque support

Pivoting support arm ST-1200

Pivoting support arm for mounting torque supports or other tools. The column length is individually adjustable. A two-point fixation on the column provides more safety.

Technical data:

Profile:	Aluminum
Height:	1200 mm
Arm:	600 / 800 / 1200 mm
Pedestal:	135 x 45 mm
Pivoting range:	180°
Load capacity:	max. 6 kg

Optionally available:

- up to 4 pivoting arms on one column
- suitable steel table clamps with fixation screws

dpv*link* 20450

Article	Type
ST-1200/0600	**Pivoting support arm 0600**
ST-1200/0800	**Pivoting support arm 0800**
ST-1200/1000	**Pivoting support arm 1000**

KDA telescopic torque supports

Telescopic torque supports KDA of carbon are very lightweight and flexible. Avoid symptoms of fatigue and injuries by ergonomic working. Screw even high torques in a safe and uncomplicated way.

- universally applicable
- tool holder already included
- supports torques / reaction torques perpendicular to its axis
- durable and maintenance-free carbon tubes
- stressless ergonomic working
- mounting of balancers and spring balancers directly on the arm

Technical data:

Article	Torque	Length min	Length max	Tool Ø
KDA15-1000	15 Nm	500 mm	1100 mm	32-48 mm
KDA15-2000	15 Nm	800 mm	2000 mm	32-48 mm
KDA40-1000	40 Nm	500 mm	1100 mm	32-53 mm
KDA40-1500	40 Nm	600 mm	1500 mm	32-53 mm
KDA80-1000	80 Nm	500 mm	1100 mm	32-53 mm
KDA80-1500	80 Nm	600 mm	1000 mm	32-53 mm
KDA80-2000	80 Nm	800 mm	2000 mm	32-53 mm
KDA80-2500	80 Nm	1000 mm	2500 mm	32-53 mm

dpv*link* 20466

Article	Type
KDA15-1000	**Carbon torque support 15 Nm** Length min 500 mm, length max 1100 mm
KDA15-2000	**Carbon torque support 15 Nm** Length min 800 mm, length max 2000 mm
KDA40-1000	**Carbon torque support 40 Nm** Length min 500 mm, length max 1100 mm
KDA40-1500	**Carbon torque support 40 Nm** Length min 600 mm, length max 1500 mm
KDA80-1000	**Carbon torque support 80 Nm** Length min 500 mm, length max 1100 mm
KDA80-1500	**Carbon torque support 80 Nm** Length min 600 mm, length max 1000 mm
KDA80-2000	**Carbon torque support 80 Nm** Length min 800 mm, length max 2000 mm
KDA80-2500	**Carbon torque support 80 Nm** Length min 1000 mm, length max 2500 mm

Parallel support arm with positioning system

The positioning system PoSy80 assures a **precise tool guidance** when screwing your components. Using the PoSy80 together with the parallel support arm it is possible to determine **every position** on the X, Y and possibly Z-axis. Within the pivoting range this position is **accurate up to 0,01 mm**. The sequence is thereby **free or programmable**.

- analysis of the depth of the screwing (e.g. missing washer)
- specifies position, order and program sequence
- up to 80 positions storable
- suitable for electric, EC and pneumatic screwdrivers

Technical data encoder PoSy3D-Box:

Screwdriver	every screwdriver with corresponding control signals
Program selection	8 programs selectable via Com interface
Interfaces	SPS control signal for controlling the screwdriver Com interface for selecting a program X / Y / Z encoders
LCD-Display	4-lines (2 lines for program, 1 for error and 1for menu selection)
Power supply	230 V AC, 50 Hz
Dimensions (L x W x H)	150 x 200 x 200 x 110 mm
Weight	2.3 kg

dpv*link* 20459

	Article	Type
	PoSy3D-Box	**Positioning control electronics** for parallel support arm PoSy80
	PoSy80-3D	**PoSy80 with XYZ encoder for 80 Nm** with X, Y encoder and cable 600 mm column with small base plate and mounting plate
	PoSy-80S	**PoSy80 base frame with column** Span width 850 mm, tool holder max. 45 mm with tool holder, cylinder and pressure controller max. torque 80 Nm
	PoSy-80W	**PoSy80 base frame for wall mounting** Span width 850 mm, tool holder max. 45 mm with tool holder, cylinder and pressure controller max. torque 80 Nm

Torque testers

Torque tester KTM

Torque tester for adjusting or monitoring the required torques

- USB port for data archiving on PC and printer
- Auto-Reset function
- Measuring direction left and right-hand
- Measuring units Lbf in - kgf cm - Nm
- Measuring mode: peak value, real-time display
- including case and calibration certificat

Technical data:

Accuracy:	± 1%
Power supply:	1.2 V battery
Charging time:	8 hours
Battery operation:	30 hours

dpv*link* 20391

Article	Type
SKZ-KTM-15	**KTM-15 torque tester up to 1.5 Nm** 0.1 - 1.5 Nm 123x230x65 mm; 2 kg
SKZ-KTM-150	**KTM-150 torque tester up to 15 Nm** 0.15-15.0 Nm 123x230x65 mm; 2 kg
SKZ-KTM-250	**KTM-250 torque tester up to 25 Nm** 0.3-25.0 Nm 160x200x40 mm; 2 kg

Weitere Artikel finden Sie unter www.compumet.ch

Screw separating units

Screw separating unit Universal KFR-1050 KILEWS

The **first adjustable screw separating unit** switches the unit off automatically when there is no screw in the removal position. The device is adjustable for shaft-heavy screws and screws with captive washer. The feed rail can be easily adjusted to up to 11 sizes. Configurate the vibration and feeding speed according to your requirements.



Technical data:

Dimensions (L x W x H)	126 x 182 x 147 mm
Weight	2.2 kg
Voltage	100 - 240 V AC
Power supply unit	15 V DC
Screw sizes	M 1.0 - M 5.0
Screw length	maximal 19 mm thread length
Screw bin	200 - 220 ccm

dpv*link* 20455

Article	Ausführung
KFR-1050	**Screw separating unit Universal KFR-1050** Shaft M 1.0 to 5.0 mm / length max. 19 mm
KR-45100	**Feed rail for KFR-1050** Adjustable feed rail for KFR-1050

Screw separating unit NSB / NSR - Quicher/Othake

The NSB series has a precision feeding system that is suitable for very small screws. With the NSR series, the screw is exempted so that it can be removed e.g. within a screwdriving robot by a screwdriver e.g. with vacuum attachment.

- Electrical connection 240V 50/60HZ (AC adapter included in the scope of delivery), internal DC 15V - 1A
- It also handles screws with washer or spring ring
- Processing speed: 2 screws/sec
- Max. thread length 20 mm
- Vibration intensity is adjustable
- Exchangeable feed rails type NSR
- Adjustable bit guide allows a precise positioning

Type	Screw Ø [mm]	Thread length Max. [mm]	Filling volume Max. [mm]	Rail type
NSB-10 /. NSR-10	M 1.0	20	80	SR-10 /. SRR-10
NSB-12 /. NSR-12	M 1.2	20	80	SR-12 /. SRR-12
NSB-14 /. NSR-14	M 1.4	20	80	SR-14 /. SRR-14
NSB-17 /. NSR-17	M 1.7	20	80	SR-17 /. SRR-17
NSB-20 /. NSR-20	M 2.0	20	80	SR-20 /. SRR-20
NSB-23 /. NSR-23	M 2.3	20	80	SR-23 /. SRR-23
NSB-26 /. NSR-26	M 2.6	20	80	SR-26 /. SRR-26
NSB-30 /. NSR-30	M 3.0	20	80	SR-30 /. SRR-30

(*) Guide rails are interchangeable. All types of NSB are available with a screw counter. When ordering, the type number is to be add with a "C".

dpv*link* 11293

Article	Ausführung
NSB-10	NSB - Quicher/Othake, shaft up to Ø M 1.0 mm
NSR-10	NSR - Quicher/Othake, shaft up to Ø M 1.0 mm
NSB-12	NSB - Quicher/Othake, shaft up to Ø M 1.2 mm
NSR-12	NSR - Quicher/Othake, shaft up to Ø M 1.2 mm
NSB-14	NSB - Quicher/Othake, shaft up to Ø M 1.4 mm
NSR-14	NSR - Quicher/Othake, shaft up to Ø M 1.4 mm
NSB-17	NSB - Quicher/Othake, shaft up to Ø M 1.7 mm
NSR-17	NSR - Quicher/Othake, shaft up to Ø M 1.7 mm
NSB-20	NSB - Quicher/Othake, shaft up to Ø M 2.0 mm
NSR-20	NSR - Quicher/Othake, shaft up to Ø M 2.0 mm
NSB-23	NSB - Quicher/Othake, shaft up to Ø M 2.3 mm
NSR-23	NSR - Quicher/Othake, shaft up to Ø M 2.3 mm
NSB-26	NSB - Quicher/Othake, shaft up to Ø M 2.6 mm
NSR-26	NSR - Quicher/Othake, shaft up to Ø M 2.6 mm
NSB-30	NSB - Quicher/Othake, shaft up to Ø M 3.0 mm
NSR-30	NSR - Quicher/Othake, shaft up to Ø M 3.0 mm

Pliers

ideal-tek Pliers

ideal-tek pliers stand for quality with the highest requirements of precision, ergonomics and durability.

The shapes of cutting and cutting performance:

With bevel (facet)
Normal cut. Suitable for cutting hard and soft steel wires, as well as soft materials such as copper wire and cable.



Small bevel (facet)
Almost flush cut. Fine cutting edges. Suitable for cutting soft steel wire, copper wire and cable.

Without bevel (facet)
Absolutely flush cut. Extremely sharp cutting edges. Only suitable for soft steel wires, copper wire and cable.

ideal-tek "Profi" Diagonal cutting pliers

The *ideal-tek* "Profi" diagonal cutting pliers series stands for highest requirements for precision and performance. They are made with high quality exclusively in Switzerland. The tools have precision ground, sharp cutting edges for the use e.g. in electronics and fine mechanics. Versions with normal bevel, small bevel or without bevel for precise cuts on sensitive electronic components. A friction-less double spring ensures a smooth and soft opening. The two-component handles are ergonomically shaped and offer best gripping and comfortable working. The diagonal cutting pliers are forged of a high-quality chrome-vanadium ball bearing steel.
All versions are electrically dissipative

Comparison chart

Cut type	Bevel	Ideal-tek	Lindström	Erem
Narrow, oval	with bevel	5140	8140	612N
Narrow, oval	small bevel	5141	8141	622N
Narrow, oval	without bevel	5142	8142	632N
Large, oval	with bevel	5150	8150	512N/2412E
Large, oval	small bevel	5151	8151	522N/2422E
Large, oval	without bevel	5152	8152	532N/2432E
Pointed, small	with bevel	5340	8143	
Pointed, small	small bevel	5341	8144	677E, 622NA
Pointed, small	without bevel	5342	8145	776E
Pointed, large	with bevel	5350	8153	
Pointed, large	small bevel	5351	8154	595E
Pointed, large	without bevel	5352	8155	
Tapered, small, pointed	with bevel	5540	8146	
Tapered, small, pointed	small bevel	5541	8147	676E, 622NB
Tapered	without bevel	5542	8148	
Flat, 15° angled	without bevel	5233	8149	570E
Narrow, 50° angled	small bevel	5247	8247	572E
End cutter	small bevel	5291	7292	573E

ESD diagonal cutting pliers E351TX

pointed jaws, handles ESD dissipative, blue grey,
with carbide cutting edges made of turngsten carbide, *Swiss-made*

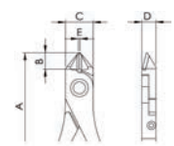

dpv*link* 18397

Article	A [mm]	C [mm]	B [mm]	D [mm]	Cu wire [mm]
I-E351TX.ESD	123	12.5	7.5	6.4	0.3 -2.0

ESD diagonal cutting pliers 5140/41/42

oval jaws, handles ESD dissipative, blue grey, *Swiss-made*

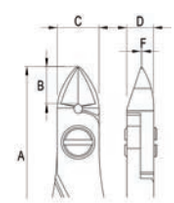

dpv*link* 13235

Article	A [mm]	C [mm]	B [mm]	D [mm]	Cu wire [mm]
I-E5140.ESD	125	10	10.0	6.4	0.2 -1.2
I-E5141.ESD	125	10	10.0	6.4	0.1 -1.2
I-E5142.ESD	125	10	10.0	6.4	0.1 -1.0

DPV ELEKTRONIK
Weitere Artikel finden Sie unter www.compumet.ch

ESD diagonal cutting pliers 5150/51/52

large, oval jaws, handles ESD dissipative, blue grey, *Swiss-made*

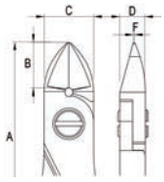

dpv*link* 13239

Article	A [mm]	C [mm]	B [mm]	D [mm]	Cu wire [mm]
I-E5150.ESD	125	12.5	12.5	6.4	0.3 -1.6
I-E5151.ESD	125	12.5	12.5	6.4	0.2 -1.6
I-E5152.ESD	125	12.5	12.5	6.4	0.2 -1.2

ESD diagonal cutting pliers 5160/61/62

extra large, oval jaws, handles ESD dissipative, blue/grey, *Swiss-made*

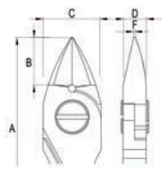

dpv*link* 16939

Article	A [mm]	C [mm]	B [mm]	D [mm]	Cu wire [mm]
I-E5160.ESD	130	16	14.0	6.4	0.3 -1.6
I-E5161.ESD	130	16	14.0	6.4	0.3 -1.6
I-E5162.ESD	130	16	14.0	6.4	0.3 -1.6

ESD diagonal cutting pliers 5340/41/42

small, pointed jaws, handles ESD dissipative, blue grey, *Swiss-made*

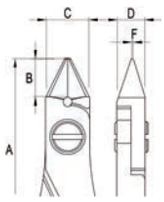

dpv*link* 13243

Article	A [mm]	C [mm]	B [mm]	D [mm]	Cu wire [mm]
I-E5340.ESD	125	10	10.0	6.4	0.2 -1.2
I-E5341.ESD	125	10	10.0	6.4	0.1 -1.2
I-E5342.ESD	125	10	10.0	6.4	0.1 -1.0

ESD diagonal cutting pliers 5350/51/52

pointed jaws, handles ESD dissipative, blue grey, *Swiss-made*

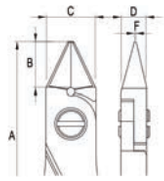

dpv*link* 13247

Article	A [mm]	C [mm]	B [mm]	D [mm]	Cu wire [mm]
I-E5350.ESD	125	12.5	12.5	6.4	0.3 -1.6
I-E5351.ESD	125	12.5	12.5	6.4	0.3 -1.6
I-E5352.ESD	125	12.5	12.5	6.4	0.2 -1.2

ESD diagonal cutting pliers 5540/41/42

tapered, small, pointed jaws, handles ESD dissipative, blue grey, *Swiss-made*

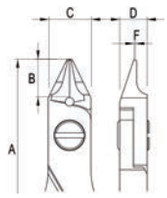

dpv*link* 13251

Article	A [mm]	C [mm]	B [mm]	D [mm]	Cu wire [mm]
I-E5540.ESD	125	10	10.0	6.4	0.2 -1.2
I-E5541.ESD	125	10	10.0	6.4	0.1 -1.2
I-E5542.ESD	125	10	10.0	6.4	0.1 -0.8

ESD diagonal cutting pliers 5233

pointed, flat head angled by 15°, handles ESD dissipative, blue grey, *Swiss-made*

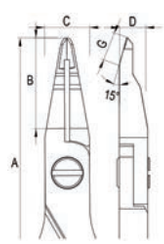

dpv*link* 15043

Article	A [mm]	C [mm]	B [mm]	D [mm]	Cu wire [mm]
I-E5233.ESD	135	10	20	6.4	0.1 -0.8

DPV ELEKTRONIK

dpv*link* - Produkte schnell finden!
www.compumet.ch
z.B.: **dpv*link* 21010** → **dpv*link* 21010**

ESD diagonal cutting pliers 5246

Narrow head angled by 50°, handles ESD dissipative, blue/grey, *Swiss-made*

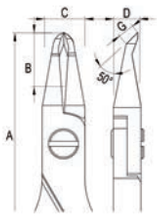

dpv*link* 16943

Article	A [mm]	C [mm]	B [mm]	D [mm]	Cu wire [mm]
I-E5246.ESD	130	10	17	6.4	0.1 -1.2

ESD diagonal cutting pliers 5247

Narrow head angled by 50°, handles ESD dissipative, blue grey, *Swiss-made*

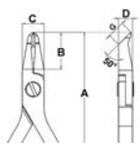

dpv*link* 15045

Article	A [mm]	C [mm]	B [mm]	D [mm]	Cu wire [mm]
I-E5247.ESD	130	10	17	6.4	0.1 -1.2

ESD diagonal cutting pliers 5250

Large head angled by 59°, handles ESD dissipative, blue/grey, *Swiss-made*

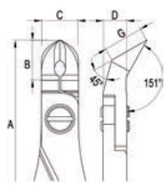

dpv*link* 16945

Article	A [mm]	C [mm]	B [mm]	D [mm]	Cu wire [mm]
I-E5250.ESD	130	10	14.5	6.4	0.2 -1.2

ESD end cutting pliers 5291

End cutting pliers, handles ESD dissipative, blue grey, *Swiss-made*

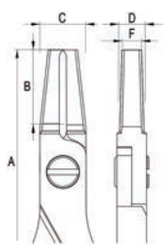

dpv*link* 16200

Article	A [mm]	C [mm]	B [mm]	D [mm]	Cu wire [mm]
I-E5291.ESD	135	10	18.0	6.4	0.1 -1.2

Wire clamp / safety spring

Wire clamp / safety spring, Swiss-made, PU = 5 pieces

dpv*link* 16226

Article	Type
I-WLC100	**Wire clamp / safety spring** suitable for diagonal cutting pliers type 5140/5141/5142 +5340/5341/5342 + 5540/5541/5542
I-WLC125	**Wire clamp / safety spring** suitable for diagonal cutting pliers type 5150/5151/5152 +5350/5351/5352

ideal-tek "Profi" Long-nosed pliers

ideal-tek "Profi" long-nosed pliers stand for highest requirements for material and handling. The tools are manufactured with high quality exclusively in Switzerland. A friction-less double spring ensures a smooth and soft opening. The two-components handles are ergonomically shaped and offer best gripping and comfortable working. The tools are forged from high-quality chromium-vanadium ball bearing steel.

All versions are electrically dissipative

Comparison table

Pliers type	Jaws	ideal-tek	Lind-ström	Erem
long-nosed pliers	smooth	6023	7890	2411P
long-nosed pliers	serrated	6024	7891	2411PD
short long-nosed pliers	smooth	6021	7893	43AC
short long-nosed pliers	serrated	6022		544D
flat-nosed pliers	smooth	6011	7490	542E
round-nosed pliers	smooth	6041	7590	543E

ESD flat-nosed pliers 6011

short jaws (20 mm), handles ESD dissipative, blue grey, *Swiss-made*

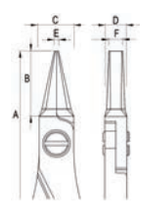

dpv*link* 13255

Article	A [mm]	C [mm]	B [mm]	D [mm]	Cut
I-E6011.ESD	135	10	20	6.4	without cut
I-E6012.ESD	135	10	20	6.4	with cut

DPV ELEKTRONIK

Weitere Artikel finden Sie unter www.compumet.ch

ESD flat-nosed pliers 6013, 6014

long jaws (30 mm), handles ESD dissipative, blue grey, *Swiss-made*

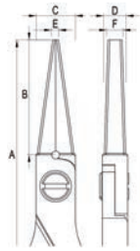

dpv*link* 16203

Article	A [mm]	C [mm]	B [mm]	D [mm]	Cut
I-E6013.ESD	145	10	30	6.4	without cut
I-E6014.ESD	145	10	30	6.4	with cut

ESD long-nosed pliers 6021, 6022

short jaws (20 mm), handles ESD dissipative, blue grey, *Swiss-made*

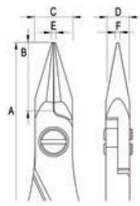

dpv*link* 13257

Article	A [mm]	C [mm]	B [mm]	D [mm]	Cut
I-E6021.ESD	135	10	20	6.4	without cut
I-E6022.ESD	135	10	20	6.4	with cut

ESD long-nosed pliers 6023, 6024

long jaws (30 mm), handles ESD dissipative, blue grey, *Swiss-made*

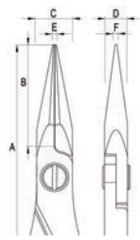

dpv*link* 13260

Article	A [mm]	C [mm]	B [mm]	D [mm]	Cut
I-E6023.ESD	145	10	30	6.4	without cut
I-E6024.ESD	145	10	30	6.4	with cut

ESD round-nosed pliers 6041

short jaws (20 mm), handles ESD dissipative, blue grey, *Swiss-made*

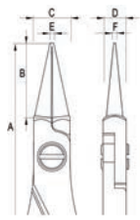

dpv*link* 13263

Article	A [mm]	C [mm]	B [mm]	D [mm]	Cut
I-E6041.ESD	140	10	24	6.4	without cut

Diagonal cutting pliers Piergiacomi

This range of light and handy precision pliers, diagonal cutting pliers and bending pliers is specially adapted to the high requirements of the electronics industry. All tools have soft handles with a slip-resistant surface as well as a special wear-resistant spring facilitating a safe handling and comfortable working.

Technical characteristics:

- Cutting edges, knurling, edge profiles with precision grinding.
- The anatomical shape of the handles was designed for a safe and comfortable handling in every work situation. Particular attention was paid to a low stress of the user.
- All tools are made of special carbon steel, were heat-treated in a controlled atmosphere and checked for its precision.
- The cutting edges have a suspension point when closing guaranteeing a longer durability of the cutting edges.
- All tools have a patented return spring allowing a comfortable working.
- The tools are precise and smooth-running due to special pintles.
- A black anti-reflective phosphating of the metal surfaces ensure a safe working without fatiguing the eyes.

Versions and labeling of the handles:

Designation:	TR-25-A D (version with safety spring and dissipative)
Handle dissipative:	10^7 - 10^9 ohm (dissipative / high impedance).
Use:	Working on components that can be damaged by electrostatic charge. Existing charges are reduced slowly and with low current and a charging of grounded persons is avoided.
Color:	Black

Resistance values meet DIN EN 100 015/1 and DIN IEC 61340-5-1

Safety springs "A"
Various pliers are equipped with patented safety springs. This ensures that the wire is retained by the pliers after the cutting. An intervention in the cutting area is also avoided in order to prevent injuries. Depending on the type of the pliers, the safety spring is a steel wire (type **AF**) or steel leaf (type **AL**).

Articles with safety spring are marked with an "A" after the article no. - e.g.: TR-25-A. If necessary the safety spring can be removed.

Articles with dissipative handles are marked with a "D" after the article no. - e.g.:
TR-25-A.D

The shapes of the cutting edges:

Beveled cut (with bevel)
Very robust form of cutting, for hard and soft steel wires, copper wire and cable

Flat cut (without bevel)

Absolutly flat cut. For soft steel, cooper wires and cable

Reverse cut at 1.5 mm

The cut wires leave a 1.5 mm throat of the working surface.

Contrasted cut at 1.5 mm

The cut wires leave a 1.5 mm throat of the working surface.

Cut and forming

Components are cut, bent and locked on the PCB in one step.

Shear cut

Extremely handy shears

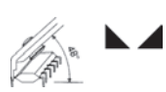

Cut for DIP pins
Special pliers for cutting DIP pins (internal circuits)

Diagonal cutting pliers series Evolution

Diagonal cutting pliers TRE-03-AB

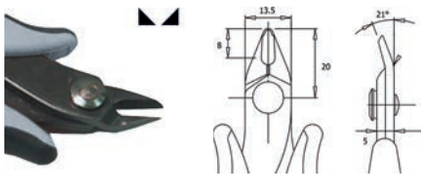

Leight and handy, for finer work even on thicker wires.

Length: 138 mm

dpv*link* 1573

Article	Bevel	Safety Spring	Max Cu	AWG
TRE-03-NB.D	without bevel		1.30 mm	16
TRE-03-AB.D	without bevel	AF	1.30 mm	16

Diagonal cutting pliers TR-25A.D

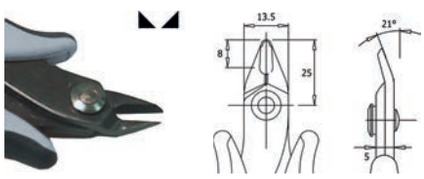

Light and handy, very good cutting properties.

Length: 138 mm

dpv*link* 1592

Article	Bevel	Safety Spring	Max Cu	AWG
TR-25.D	without bevel		1.30 mm	16
TR-25-A.D	without bevel	AF	1.30 mm	16

Diagonal cutting pliers TR-25-15

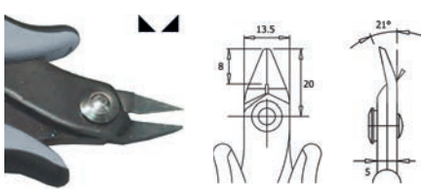

The cut lines leave a 1.5 mm protrusion from the work surface.

Length: 138 mm

dpv*link* 1813

Article	Bevel	Max Cu	AWG
TR-25-15.D	without bevel, reversed cut at 1.5 mm	1.30 mm	16

Diagonal cutting pliers TR-25-L

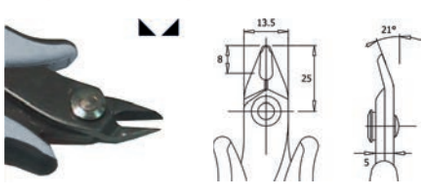

As TR-25, but with long handles. Reduces the effort.

Length: 160 mm

dpv*link* 1819

Article	Bevel	Safety Spring	Max Cu	AWG
TR-25-L-A.D	without bevel	AF	1.30 mm	16

Diagonal cutting pliers TR-25-15-L

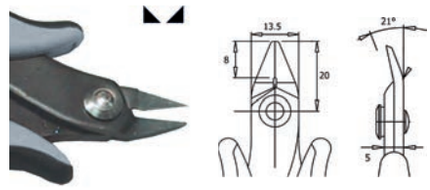

As TR-25-15, but with long handles. Less effort.

Length: 160 mm

dpv*link* 1821

Article	Bevel	Max Cu	AWG
TR-25-15-L.D	without bevel	1.30 mm	16

Diagonal cutting pliers TR-25-50



Leight and handy, with cutting edges angled by 48° (to the handle).

Length: 135 mm

dpv*link* 1827

Article	Bevel	Max Cu	AWG
TR-25-50.D	without bevel	1.30 mm	16

Diagonal cutting pliers TR-25-L-25

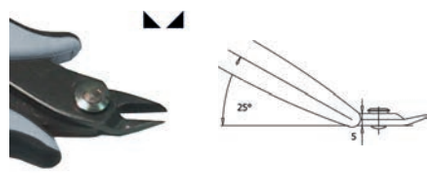

With long handles, angled by 25° for a relief of the strain and for a better accessibility to tight surfaces.

Length: 160 mm

dpv*link* 1830

Article	Bevel	Safety Spring	Max Cu	AWG
TR-25-L-25-A.D	without bevel	AF	1.30 mm	16

Diagonal cutting pliers TR-30

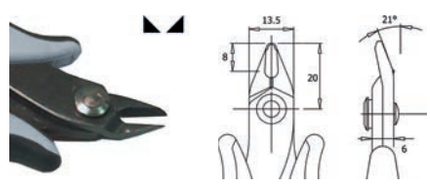

More stable than the pliers TR-25, jaws offer more resistance.

Length: 138 mm

dpv*link* 1839

Article	Bevel	Safety Spring	Max Cu	AWG
TR-30.D	without bevel		1.30 mm	16
TR-30-A.D	without bevel	AL	1.30 mm	16

Diagonal cutting pliers TR-30-58

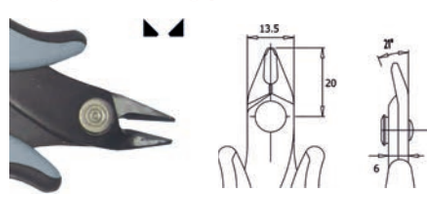

Facilitates the cutting of iron wire.

Length: 138 mm

dpv*link* 1850

Article	Bevel	Safety Spring	Max Cu	AWG
TR-30-58.D	with bevel		1.63 mm	14
TR-30-58-A.D	with bevel	AL	1.63 mm	14

DPV ELEKTRONIK

Weitere Artikel finden Sie unter www.compumet.ch

Diagonal cutting pliers TR-30-58-R

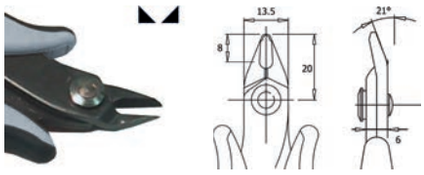

as TR-30-58, but without bevel

Length: 138 mm

dpv*link* 1852

Article	Bevel	Safety Spring	Max Cu	AWG
TR-30-58-R.D	without bevel		1.63 mm	14
TR-30-58-R-A.D	without bevel	AL	1.63 mm	14

Diagonal cutting pliers TR-58

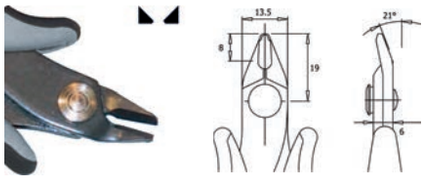

More stable than TR-30-58. The cutting blades are also hardened.

Length: 138 mm

dpv*link* 1854

Article	Bevel	Safety Spring	Max Cu	AWG
TR-58.D	with bevel		2.05 mm	12
TR-58-A.D	with bevel	AL	2.05 mm	12

Diagonal cutting pliers TRR-58 G

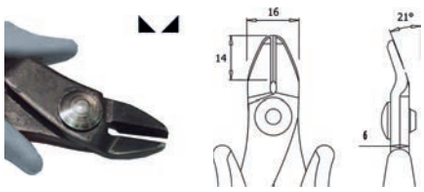

Light and handy for finer work also on thicker wires.

Length: 160 mm

dpv*link* 1862

Article	Bevel	Max Cu	AWG
TRR-58-G.D	without bevel	2.59 mm	10

Diagonal cutting pliers TR-58-R

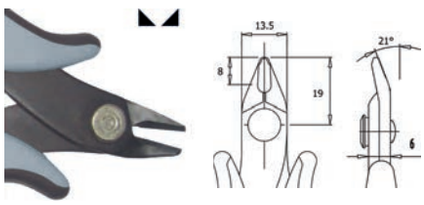

as TR-58, but without bevel

Length: 138 mm

dpv*link* 1856

Article	Bevel	Safety Spring	Max Cu	AWG
TR-58-R.D	without bevel		2.59 mm	12
TR-58-R-A.D	without bevel	AL	2.05 mm	12

Diagonal cutting pliers TRR-58

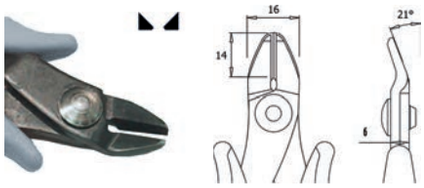

Stable construction. For cutting with high effort, even on hardest materials due to additionally hardened cutting edges.

Length: 160 mm

dpv*link* 1860

Article	Bevel	Safety Spring	Max Cu	AWG
TRR-58.D	with bevel		2.59 mm	10
TRR-58-A.D	with bevel	AL	2.59 mm	10

Diagonal cutting pliers TRR-58-B

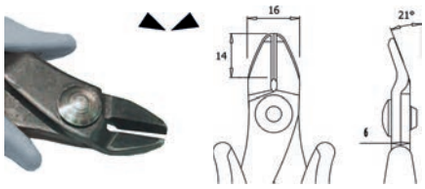

Due to the curved surface of the cutting edges, the cut parts are like "finish machined".

Length: 160 mm

dpv*link* 2304

Article	Bevel	Max Cu	AWG
TRR-58-B.D	without bevel, clean and flat finished cut	2.05 mm	12

End cutting pliers TR-30 V

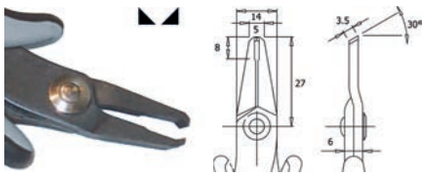

Cutting edges angled by 30°, ideal for work on places that are particularly difficult to reach.

Length: 144 mm

dpv*link* 1864

Article	Bevel	Max Cu	AWG
TR-30-V.D	without bevel, smooth cut	1.02 mm	18

End cutting pliers TR-30-15-V

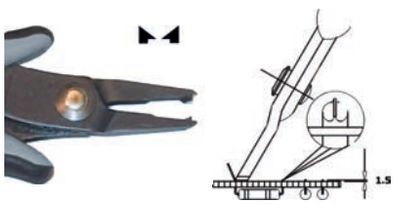

Cutting edges angled by 30°. The cut lines leave a 1.5 mm protrusion from the working surface.

Length: 144 mm

dpv*link* 1866

Article	Bevel	Max Cu	AWG
TR-30-15-V.D	smooth cut at 1.5 mm	1.02 mm	18

Diagonal cutting pliers TR-30-15

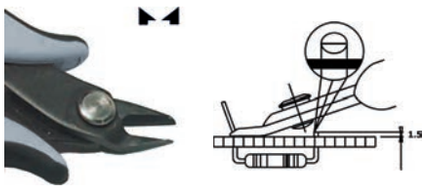

Designed for the cutting of components at 1.5 mm from the working surface. The cut part remains completely flat.

Length: 138 mm

dpv*link* 1868

Article	Bevel	Max Cu	AWG
TR-30-15.D	smooth cut at 1.5 mm	1.30 mm	16

Special cutting pliers TR-30-T

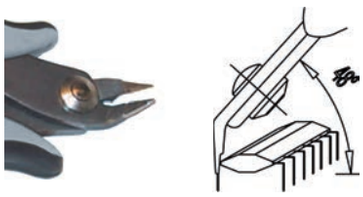

Special pliers for cutting DIP pins (internal circuits). Cutting edges bent by 60°.

Length: 137 mm

dpv*link* 1870

Article	Bevel	Max Cu	AWG
TR-30-T.D	clean and flat cut	1.30 mm	16

DPV ELEKTRONIK

dpv*link* - Produkte schnell finden!
www.compumet.ch
z.B.: dpv*link* 21010 → dpv*link* 21010

Special cutting pliers TS-30

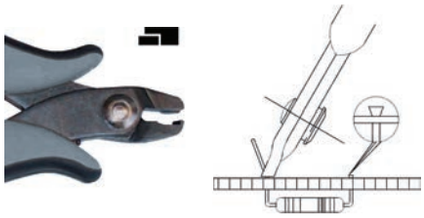

Special pliers for the electronics. In only a single operation, the component is cut, bent and at the same time blocked on the printed circuit board.

Length: 138 mm

dpv*link* 1872

Article	Max Cu	AWG
TS-30.D	1.02 mm	18

Special cutting pliers TP-30

Special pliers for the electronics. In only a single operation, the component is cut, bent and at the same time blocked on the printed circuit board.

Length: 138 mm

dpv*link* 1874

Article	Max Cu	AWG
TP-30.D	1.02 mm	18

Shears CS-30

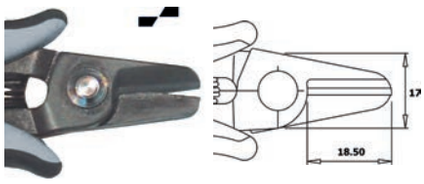

Extremely handy shears, for the use in the electronics, can also be used in many other areas.
Length: 144 mm

dpv*link* 1878

Article	Max Cu	AWG
CS-30.D	1.30 mm	16

High-leverage diagonal cutting pliers TR-5000

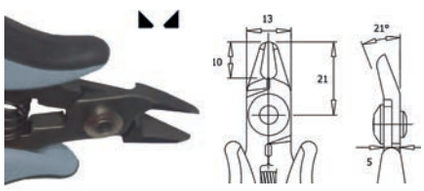

Length: 138 mm

dpv*link* 1880

Article	Bevel	Safety Spring	Max Cu	AWG
TR-5000-A.D	with bevel	AF	2.05 mm	12

High-leverage diagonal cutting pliers TR-5000-R

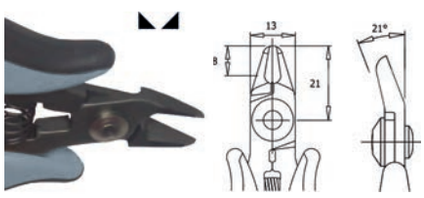

Length: 138 mm

dpv*link* 1882

Article	Bevel	Safety Spring	Max Cu	AWG
TR-5000-R-A.D	without bevel	AF	2.0 mm	12

High-leverage diagonal cutting pliers TR-5000-P

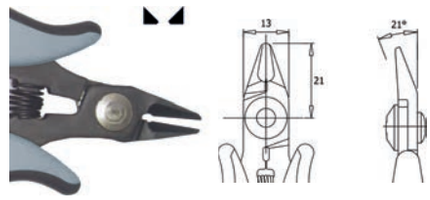

Length: 138 mm

dpv*link* 1895

Article	Bevel	Safety Spring	Max Cu	AWG
TR-5000-P-A.D	with bevel	AF	1.30 mm	16

High-leverage diagonal cutting pliers TR-5000-PR

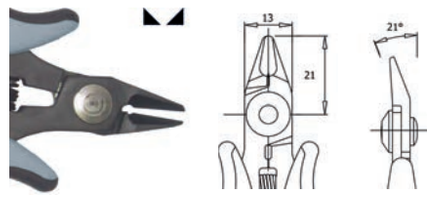

Length: 138 mm

dpv*link* 1897

Article	Bevel	Safety Spring	Max Cu	AWG
TR-5000-PR-A.D	without bevel	AF	1.30 mm	16

High-leverage diagonal cutting pliers TR-5000-PG

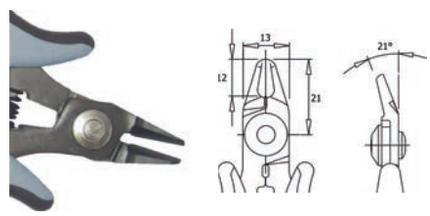

Due to the curved surface of the cutting edges, the cut parts are like "finish machined". Best suited for final processing in the plastics sector.

Length: 138 mm

dpv*link* 1924

Article	Bevel	Max Cu	AWG
TR-5000-PG.D	without bevel	1.02 mm	18

High-leverage diagonal cutting pliers TRR-5000

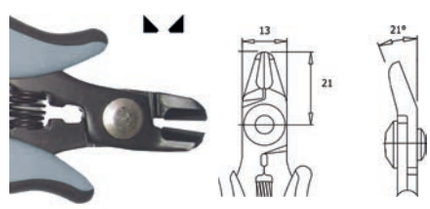

Length: 138 mm

dpv*link* 1926

Article	Bevel	Safety Spring	Max Cu	AWG
TRR-5000-A.D	with bevel	AF	2.59 mm	10

DPV ELEKTRONIK
Weitere Artikel finden Sie unter www.compumet.ch

Diagonal cutting pliers series Micron

Diagonal cutting pliers TR-20-M

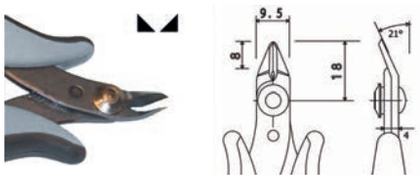

Micron cutting pliers, very light, anatomically shaped. For the use in case of particularly difficult work.

Length 132 mm

dpv*link* 2100

Article	Bevel	Safety Spring	Max Cu	AWG
TR-20-M.D	without bevel		0.81 mm	20
TR-20-M-A.D	without bevel	AF	0.81 mm	20

Diagonal cutting pliers TR-25-P

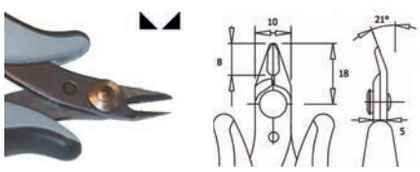

Micron cutting pliers, very sharp cutting edges for extremely difficult work.

Length: 132 mm

dpv*link* 2103

Article	Bevel	Safety Spring	Max Cu	AWG
TR-25-P-A.D	without bevel	AF	1.02 mm	18

Diagonal cutting pliers TR-20-SM

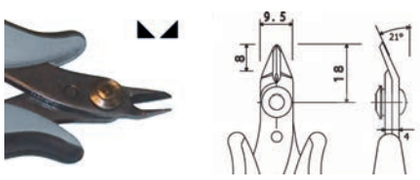

Micron cutting pliers, same properties as TR-20-M, but with beveled edges.

Length: 132 mm

dpv*link* 2106

Article	Bevel	Max Cu	AWG
TR-20-SM.D	without bevel	0.81 mm	20

Diagonal cutting pliers TR-20-50-M

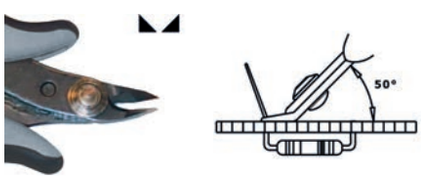

Micron cutting pliers with cutting edges angled by 50°. The very thin cutting heads are ideal for difficult to reach working areas.

Length: 131 mm

dpv*link* 2110

Article	Bevel	Max Cu	AWG
TR-20-50-M.D	without bevel	0.64 mm	22

Diagonal cutting pliers TR-20-TM

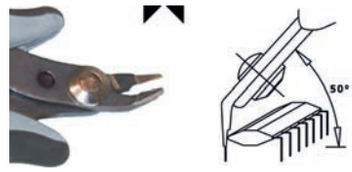

Micron cutting pliers with cutting edges angled by 50°. Designed for cutting DIP pins.

Length: 129 mm

dpv*link* 2118

Article	Bevel	Max Cu	AWG
TR-20-TM.D	smooth, reversed cut	0.64 mm	22

End cutting pliers TR-20-VM

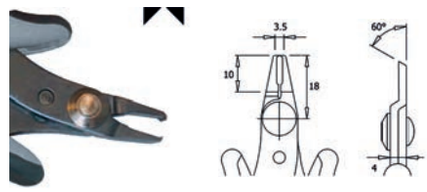

Micron cutting pliers, angled by 60°, for cutting on tight surfaces.
Length: 132 mm

dpv*link* 2120

Article	Bevel	Max Cu	AWG
TR-20-VM.D	smooth cut	0.64 mm	22

Long-nosed pliers Piergiacomi

Pointed long-nosed pliers PN-20-M.D

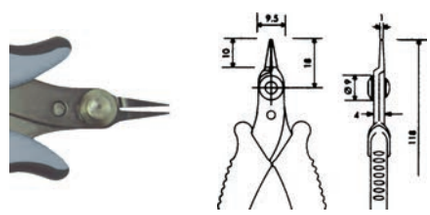

Micron pliers, very light, anatomically shaped. For very difficult work. Jaws with short, smooth tips.

dpv*link* 2136

Article	Cut	L [mm]
PN-20-M.D	without cut	136 mm

Pointed long-nosed pliers PN-2002-M.D

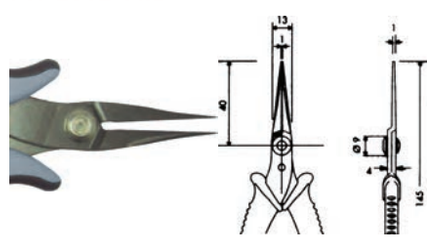

Micron pliers for the miniaturization on rounded outer edges for working on particularly tight surfaces. Jaws with smooth tips and rounded outside.

dpv*link* 2151

Article	Cut	L [mm]
PN-2002-M.D	without cut	155 mm

DPV ELEKTRONIK

dpv*link* - Produkte schnell finden!
www.compumet.ch
z.B.: dpv*link* 21010 → dpv*link* 21010

Pointed long-nosed pliers PN-2002-PM.D

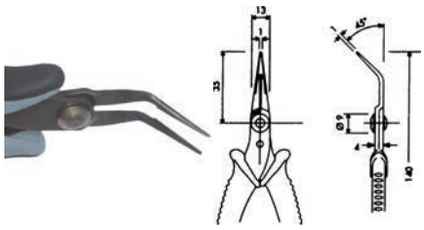

Micron pliers with long jaws, rounded outside and angled by 45° for very difficult work.

dpv*link* 2155

Article	Cut	L [mm]
PN-2002-PM.D	without cut	147 mm

Short long-nosed pliers

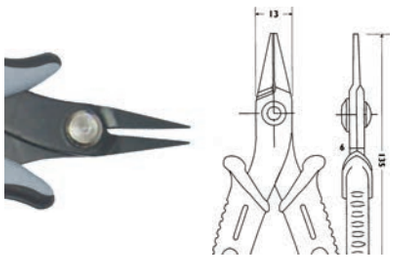

For the general processing of components.

Length: 146 mm, weight: 78 g

dpv*link* 2157

	Article	Cut
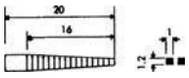	PN-2001.D	without cut
	PN-2002.D	without cut
	PN-2003.D	with cut
	PN-2004.D	without cut

Long-nosed pliers

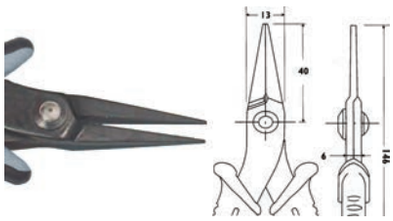

Due to the special shape (extended jaws) particularly suitable for working in narrow and difficult places.

Length: 160 mm, weight: 78 g

dpv*link* 2188

	Article	Cut
	PN-2005.D	with cut
	PN-2006.D	without cut
	PN-2007.D	with cut
	PN-2008.D	without cut

Rounded long-nosed pliers

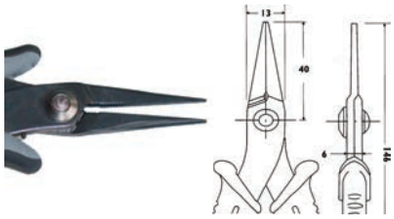

Jaws are rounded outside so that components will not be damaged in narrow places.

Length: 160 mm, weight: 78 g

dpv*link* 2217

	Article	Cut	Version
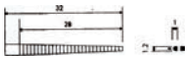	PN-2015.D	with cut	outside rounded jaws
	PN-2016.D	without cut	outside rounded jaws
	PN-2017.D	with cut	flat jaws / outside rounded jaws
	PN-2018.D	without cut	flat jaws / outside rounded jaws

Short long-nosed pliers

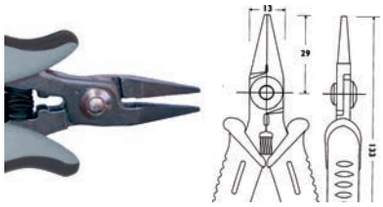

For the general processing of components.

dpv*link* 2263

Article	Cut	Version
PN-5001.D	with cut	
PN-5002.D	without cut	
PN-5003.D	with cut	flat jaws
PN-5004.D	without cut	flat jaws

Long-nosed pliers

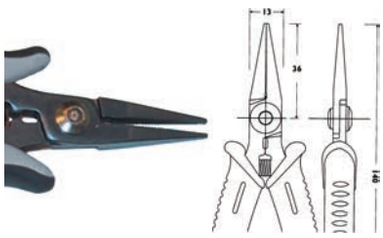

For the general processing of components, especially for processing on narrow and difficult places.

dpv*link* 2269

Article	Cut	Version
PN-5005.D	with cut	
PN-5006.D	without cut	
PN-5007.D	with cut	flat jaws
PN-5008.D	without cut	flat jaws

Round long-nosed pliers

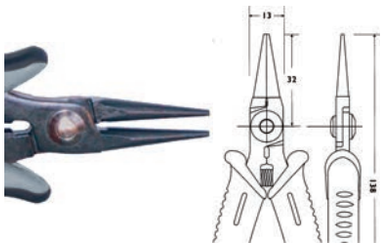

For the general processing of components.

dpv*link* 2278

Article	Cut
PN-5025.D	without cut
PN-5025-Z.D	with cut

DPV ELEKTRONIK

Weitere Artikel finden Sie unter www.compumet.ch

Angled long-nosed pliers

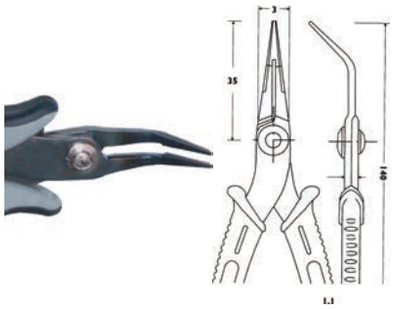

Suitable for the component processing in nearly all difficult places, with 45° angle, thus there is an excellent insight onto the place which is to be worked on.

Length: 152 mm, weight: 78 g

dpv*link* 2241

Article	Cut	Version
PNB-2005.D	with cut	with tips angled by 45°
PNB-2006.D	without cut	with tips angled by 45°
PNB-2007.D	with cut	with tips angled by 45°

Angled, rounded long-nosed pliers

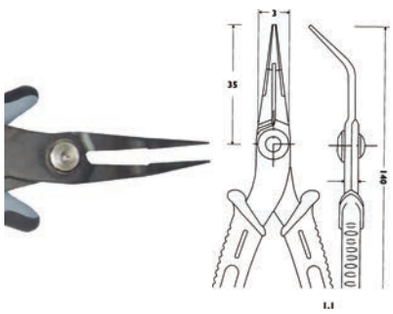

As angled long-nosed pliers. Rounded jaws to avoid damages of components in narrow places.

Length: 152 mm, weight: 78 g

dpv*link* 2259

Article	Cut	Version
PNB-2015.D	with cut	outside rounded jaws / with tips angled by 45°
PNB-2016.D	without cut	outside rounded jaws / with tips angled by 45°
PNB-2017.D	with cut	outside rounded jaws / with tips angled by 45°

Special tools Piergiacomi

High-leverage end cutting pliers TP-5000/15.D

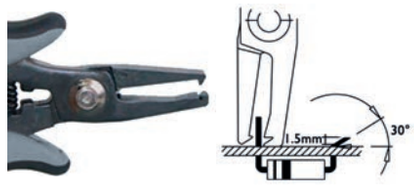

The component is cut, bent and blocked on the PCB at the same time in one single operation. Length 147 mm, max. CU-Ø 1.02 mm, 18 AWG, cut: front cut

dpv*link* 2307

Article	L [mm]	Max Cu	AWG
TP-5000/15.D	147 mm	1.02 mm	18

Bending pliers PNR-30.D

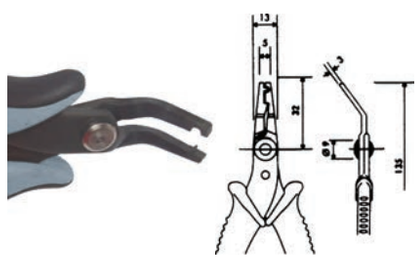

Specially designed for the forming of cables in a C shape.
Length 145 mm, max. CU-Ø 1.02 mm, 18 AWG

dpv*link* 2309

Article	L [mm]	Max Cu	AWG
PNR-30.D	145 mm	1.02 mm	18

Bending and cutting pliers PTR-30-C.D

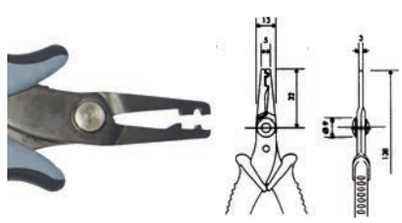

Specially designed for the forming of cables in a C shape and for the cutting of the remaining parts.
Length 150 mm, max. CU-Ø 1.02 mm, 18 AWG

dpv*link* 2333

Article	L [mm]	Max Cu	AWG
PTR-30-C.D	150 mm	1.02 mm	18

Bending and cutting pliers PTR-30-L.D



Specially designed for the forming of wires in an L shape and for the cutting of the remaining parts.
Length 150 mm, max. CU-Ø 1.02 mm, 18 AWG

dpv*link* 2335

Article	L [mm]	Max Cu	AWG
PTR-30-L.D	150 mm	1.02 mm	18

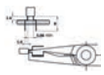

Bending and crimping pliers PNR-5000.D

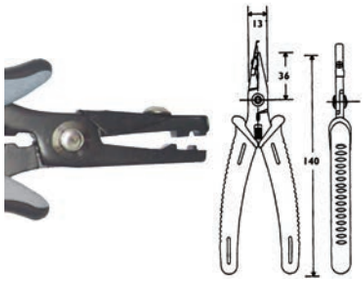

Specially designed for the crimping and cutting of components in one operation. With adjustable stop.
Length 150 mm. Max CU Ø 1.0 mm, 18 AWG

dpv*link* 2361

Article	L [mm]	Max Cu	AWG
PNR-5000.D	150 mm	1.02 mm	18

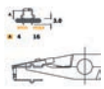

Cutting and crimping pliers PNR-5010.D

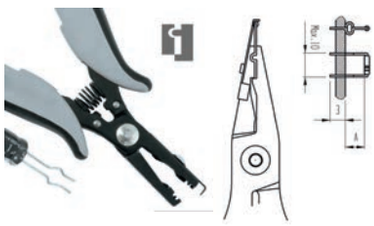

Cutting and crimping pliers, ESD version DIN 61340-5-1

dpv*link* 17939

Article	L [mm]	Max Cu	AWG
PNR-5010.D	150 mm	1.02	18

Special pliers PNG-5000.D

Special pliers, developed for the forming of the components in a C shape. Its special radius allows a stress-free forming of components. Length 150mm. Max CU Ø 1.02 mm, 18 AWG

dpv*link* 2359

Article	L [mm]	Max Cu	AWG
PNG-5000.D	150 mm	1.02 mm	18

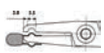

Bending pliers PPR-5001.D / PPR-5002.D / PPR-5003.D

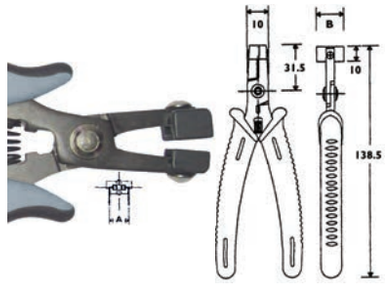

Specially designed for the bending of components
Length 150mm

dpv*link* 2363

Article	L [mm]	A	Max Cu	AWG
PPR-5001.D	150 mm	10.16	0.6 - 0.8 mm	22 - 20
PPR-5002.D	150 mm	12.70	0.6 - 0.8 mm	22 - 20
PPR-5003.D	150 mm	15.24	0.6 - 0.8 mm	22 - 20

Special bending pliers 90° PN-5040/7.D

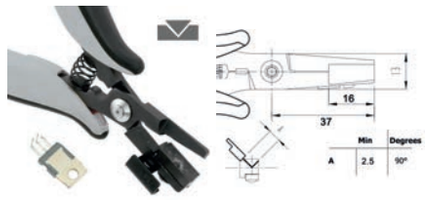

Specially designed for bending of radial components at an angle of 90°.
Length 150 mm, max. CU-Ø 1.30 mm, 16 AWG

dpv*link* 18290

Article	L [mm]	Max Cu	AWG
PN-5040/7.D	150 mm	1.30 mm	16

Special pliers SMD PNI-5000.D

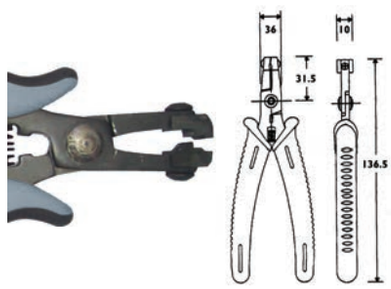

Specially designed for bending and cutting SMD IC pins.
Length 150 mm
Max CU Ø 0.80 mm, 20 AWG

dpv*link* 2351

Article	L [mm]	Max Cu	AWG
PNI-5000.D	150 mm	0.8 mm	20

Cutting pliers PNI-5015.D

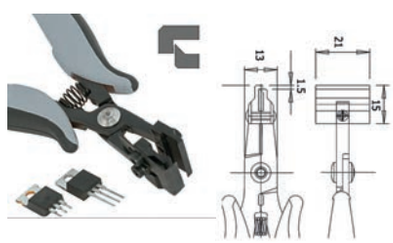

Cutting pliers, adjustable cutting length
1.5 mm - max. 10 mm, ESD version DIN EN 61340-5-1

dpv*link* 17937

Article	L [mm]	Max Cu	AWG
PNI-5015.D	155	0.64 mm	22

DPV ELEKTRONIK

Weitere Artikel finden Sie unter www.compumet.ch

Bending pliers TO-220

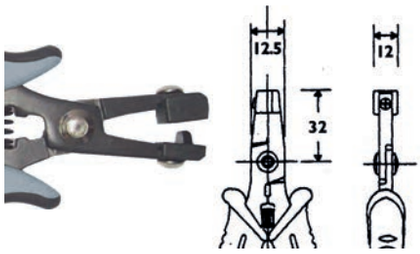

Specially designed to form a lead of TO-220 housings etc.

dpv*link* 2353

Article	Type
PN-5050/10.D	**Bending pliers TO-220** side lead formed 2.54 mm length 158 mm
PN-5050/14.D	**Bending pliers TO-220** central lead formed 3.00 mm length 158 mm
PN-5050/15.D	**Bending pliers TO-220** central lead formed 2.50 mm length 158 mm
PN-5050/16.D	**Bending pliers TO-220** side lead formed 3.81 mm length 158 mm
PN-5050/17.D	**Bending pliers TO-220, 90°** central lead formed 3.81 mm length 158 mm
PN-5050/19.D	**Bending pliers TO-220 90° with 5 pins** leads 1+3+5 formed 4 mm and 2+4 1.50 mm length 158 mm
PN-5050/21.D	**Bending pliers TO-220 90° with 5 pins** leads 2+4 formed 2.54 mm length 155 mm
PN-5050/25.D	**Bending pliers TO-92** Pin spacing 1.27 mm, central lead formed 1.27 mm length 158 mm
PN-5050/36.D	**Bending pliers TO-220 with 5 pins** leads 2+4 formed 3.00 mm length 158 mm
PN-5050/37.D	**Bending pliers TO-220 90° with 5 pins** leads 1+3+5 formed 2.54 mm length 155 mm
PN-5050/38.D	**Bending pliers TO-220 with 5 pins** leads 1+3+5 formed 3.00 mm length 158 mm

dpv*link* 2353

Article	Type
PN-5050/46.D	**Bending pliers TO-220 90° with 5 pins** leads 1+3+5 formed 3.81 mm length 155 mm
PN-5050/47.D	**Bending pliers TO-92 90° with 7 pins** leads 1+3+5+7 formed 2.54 mm length 155 mm
PN-5050/49.D	**Bending pliers TO-92** Pin spacing 1.27 mm, central lead formed 2.54 mm length 158 mm
PN-5050/53.D	**Bending pliers TO-220 with 5 pins** leads 2+4 formed 2.54 mm length 158 mm
PN-5050/54.D	**Bending pliers TO-220 avec 5 pins** leads 1+3+5 formed 2.54 mm length 158 mm
PN-5050/60.D	**Bending pliers TO-220** side lead formed 1.50 mm, centra lead formed 3.50 mm length 158 mm
PN-5050.D	**Bending pliers TO-220, 90°** central lead formed 3.81 mm Length 158 mm
PN-5050/3.D	**Bending pliers TO-220, 90°** central lead formed 5.08 mm Length 158 mm
PN-5050/4.D	**Bending pliers TO-220, 90°** side lead formed 5.08 mm Length 158 mm
PN-5050/6.D	**Bending pliers TO-220, 90°** Length 155 mm
PN-5050/7.D	**Bending pliers TO-220, 90°** Length 155 mm

Special pliers for PLCC

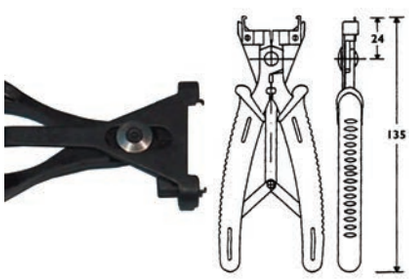

Specially designed for safe extraction of PLCC components. Length 142 mm

dpv*link* 2338

Article	Type
PLCC-32	**Special pliers for PLCC 32 pins**
PLCC-44	**Special pliers for PLCC 44 pins**
PLCC-52	**Special pliers for PLCC 52 pins**
PLCC-68	**Special pliers for PLCC 68 pins**
PLCC-84	**Special pliers for PLCC 84 pins**

DPV ELEKTRONIK
dpv*link* - Produkte schnell finden!
www.compumet.ch
z.B.: **dpv*link* 21010** → **dpv*link* 21010**

CK Pliers SensoPlus

The current composition of shape and technology, completely convincing.

A flowing line adapted to the natural form of the hand in the right proportions.

The guarantee for a fatigue-free, controlled, safe and fast working in a level of quality that has been unknown up to now.

Ergonomics in an optimum design.

1. Two-component handle with flush, soft thermoplastic material, slip-resistant and comfortable.
2. Slip protection for a controlled and concentrated work.
3. Captive, welded double leaf spring: guarantees an optimal function for the whole service life.
4. Precise box joint: accurate guiding of the jaws without readjustment in case of a long service life.
5. Mirror polish: optimal protection against corrosion without chrome, easy to clean.
6. Inductive hardening of cutting edges: high hardness for a long durability.

The shapes of cutting edges and cutting performance

With bevel (facet)
Normal cut. Suitable for cutting hard and soft steel wires, as well as soft materials such as copper wire and cable.

Small bevel (facet)
Almost flush cut. Fine cutting edges. Suitable for soft steel wire, copper wire and cable.



Without bevel (facet)
Absolutely flush cut. Extremely sharp cutting edges. Only suitable for soft steel wires, copper wire and cable.

Made in Germany

Diagonal cutting pliers 3880

Oval head

dpv*link* 1440

	Article	Bevel	Ø soft/AWG	Ø medium/AWG	Ø piano/AWG
	3880DF-110	small bevel	1.5 / 15	1.0 / 20	0.4 / 26
	3880DEF-110	without bevel	1.0 / 18	0.6 / 22	- / -

Oblique cutting pliers 3786

Narrow head. For tight spaces.

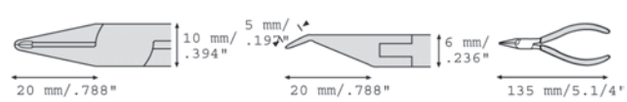

dpv*link* 1753

	Article	Bevel	Ø soft/AWG	Ø medium/AWG
	3786DF-120	small bevel	0.8 / 20	0.6 / 22

DPV ELEKTRONIK
Weitere Artikel finden Sie unter www.compumet.ch

Oblique cutting pliers 3871

Extra slim, long jaws. For very narrow spaces. Also for SMD applications.

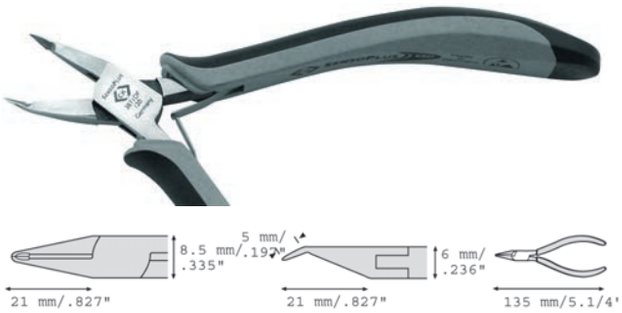

dpv*link* 1755

Article	Bevel	Ø soft/AWG	Ø medium/AWG
3871DF-120	small bevel	0.8 / 20	0.6 / 22

Diagonal cutting pliers 3766-110

Pointed and flattened head. Also for SMD applications.

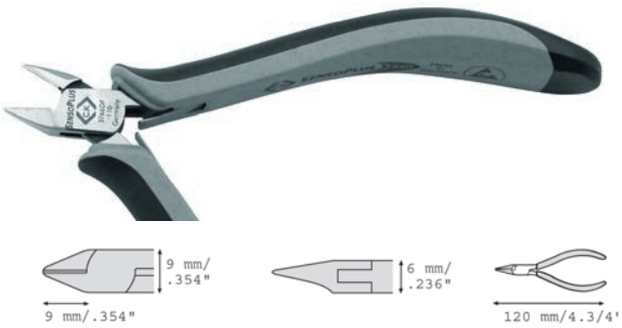

dpv*link* 1710

Article	Bevel	Ø soft/AWG	Ø medium/AWG
3766DF-110	small bevel	1.5 / 15	0.8 / 20
3766DEF-110	without bevel	1.5 / 15	0.6 / 22

Diagonal cutting pliers 3780

Pointed head.



dpv*link* 1717

Article	Bevel	Ø soft/AWG	Ø medium/AWG
3780DF-110	small bevel	1.5 / 15	0.8 / 20
3780DEF-110	without bevel	1.0 / 18	0.6 / 22

Diagonal cutting pliers 3773

Oval head

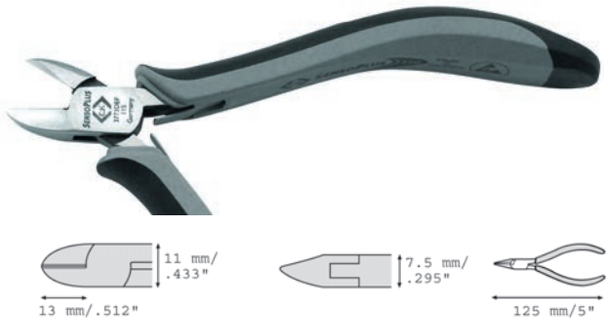

dpv*link* 1725

Article	Bevel	Ø soft/AWG	Ø medium/AWG	Ø hard/AWG
3773D-115	with bevel	1.5 / 15	1.0 / 18	0.4 / 26
3773DF-115	small bevel	1.5 / 15	1.0 / 18	- / -
3773DEF-115	without bevel	1.5 / 15	1.0 / 20	- / -

Diagonal cutting pliers 3779

Oval head. Carbide cutting edges, not for soft material

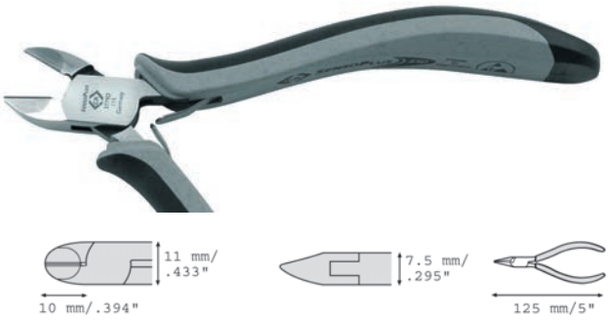

dpv*link* 1729

Article	Bevel	Ø soft/AWG	Ø hard/AWG	Ø piano/AWG
3779D-115	with bevel	2.0 / 12	1.0 / 18	0.6 / 22

Oblique cutting pliers 3799

Cut surface angled by 29°
Horizontal and vertical operation, stable and handy

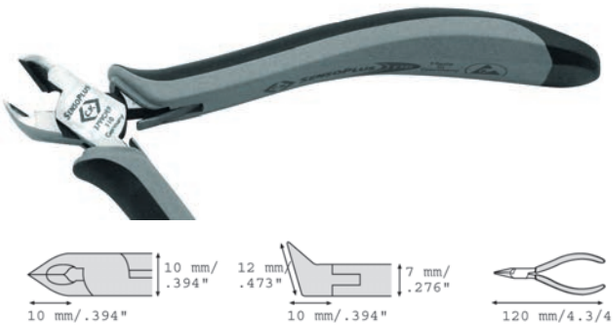

dpv*link* 1731

Article	Bevel	Ø soft/AWG	Ø medium/AWG	Ø hard/AWG
3799DF-110	small bevel	1.0 / 16	1.0 / 18	0.4 / 26
3799DEF-110	without bevel	1.0 / 18	0.8 / 20	- / -

DPV ELEKTRONIK

dpv*link* - Produkte schnell finden!
www.compumet.ch
z.B.: dpv*link* 21010 → dpv*link* 21010

Diagonal cutting pliers 3782

Oval head. With wire holder.

dpv*link* 1734

Article	Bevel	Ø soft/AWG	Ø medium/AWG
3782DEF-115	without bevel	1.5 / 15	0.8 / 20

Diagonal cutting pliers 3781

Pointed head.



dpv*link* 1745

Article	Bevel	Ø soft/AWG	Ø medium/AWG	Ø hard/AWG
3781D-115	with bevel	1.5 / 15	1.0 / 18	0.3 / 28
3781DF-115	small bevel	1.5 / 15	0.8 / 18	- / -
3781DEF-115	without bevel	1.5 / 15	0.8 / 20	- / -

Diagonal cutting pliers 3787

Pointed head, for narrow spaces; carbide cutting edges.

dpv*link* 10555

Article	Bevel	Ø soft/AWG	Ø hard/AWG	Ø piano/AWG
3787DF-115	small bevel	1.8 / 13	1.0 / 18	0.4 / 22

Oblique cutting pliers 3778

dpv*link* 21270

Article	Bevel	Ø soft/AWG	Ø medium/AWG	Ø hard/AWG
3778DF	small bevel	1,6 / 14	1.2 / 16	0.5 / 24

End cutting pliers 3784

dpv*link* 21272

Article	Bevel	Ø soft/AWG	Ø medium/AWG
3784DF	small bevel	0.8 / 20	0.6 / 22

Diagonal cutting pliers

Pointed and flattened head

dpv*link* 1721

Article	Bevel	Ø soft/AWG	Ø medium/AWG
3766DEF-120	without bevel	1.5 / 15	0.6 / 22

DPV ELEKTRONIK

Weitere Artikel finden Sie unter www.compumet.ch

Diagonal cutting pliers 3775

Head oval

dpv*link* 21260

Article	Bevel	Ø soft/AWG	Ø medium/AWG	Ø hard/AWG
3775D-135	with bevel	2.0 / 12	1.5 / 15	0.7 / 21

End cutting pliers 3776

dpv*link* 21267

Article	Bevel	Ø soft/AWG	Ø medium/AWG
3776DEF-115	without bevel	2.0 / 12	1.6 / 14

Long-nosed pliers 3772-120

Straight

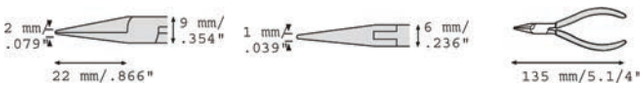

dpv*link* 1476

Article	Type	
3772D-120	Long-nosed pliers	without cut
3772-1D-120	Long-nosed pliers	with cut

Long-nosed pliers 3767

Bent

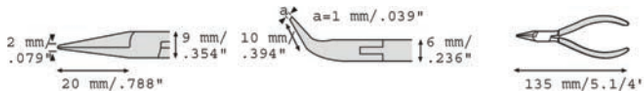

dpv*link* 1761

Article	Type	
3767D-120	Long-nosed pliers	without cut

Flat-nose pliers 3770

dpv*link* 1765

Article	Type	
3770D-120	Flat-nose pliers	without cut
3770-1D-120	Flat-nose pliers	with cut

Round-nosed pliers 3771

dpv*link* 1770

Article	Type	
3771D-120	Round-nosed pliers	without cut

Long-nosed pliers

Straight

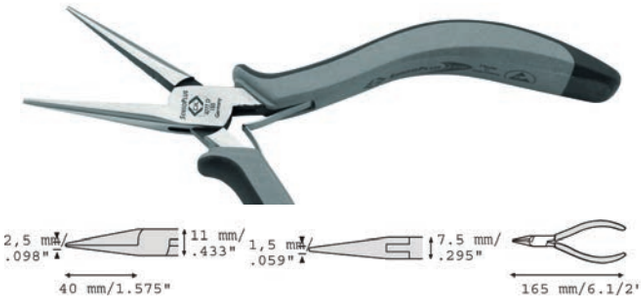

dpv*link* 1772

Article	Type
3777D-150	Long-nosed pliers with cut

Long-nosed pliers 3769

Bent

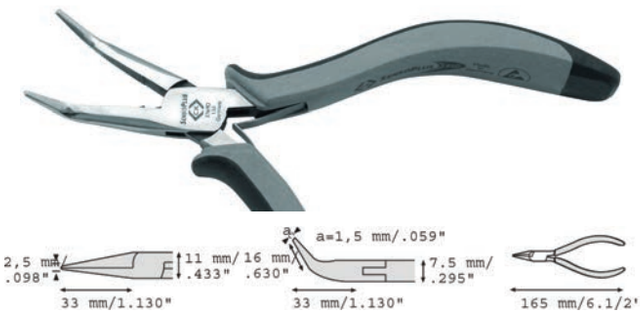

dpv*link* 1775

Article	Type
3769D-150	Long-nosed pliers with cut

Needle-nose pliers 3783

Straight, extra slim jaws and very fine tips

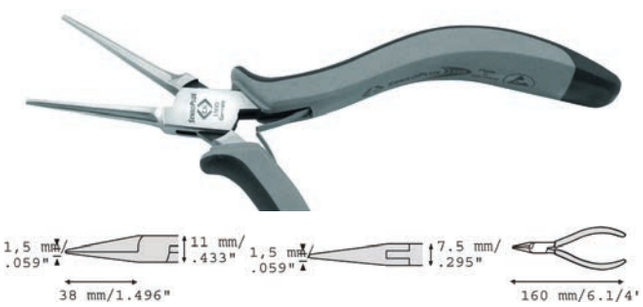

dpv*link* 1778

Article	Type
3783D-145	Needle-nose plierswithout cut

Pliers set in tool bag

6-piece ESD pliers set in service bag. Service bag made of synthetic leather with zipper. 6 compartments for pliers of up to 120 mm length.
Dimensions approx. 180 x 145 x 45 mm.

Content consisting of:

Long-nosed pliers, straight	3772D-120
Flat-nose pliers	3770D-120
Diagonal cutting pliers	3773DF-115
Diagonal cutting pliers	3880D-110
Diagonal cutting pliers	3766DF-120
Oblique cutting pliers	3786DF-120

dpv*link* 1784

Article	Type
3703D	6-piece pliers set in service bag

ESD tool set 14-piece

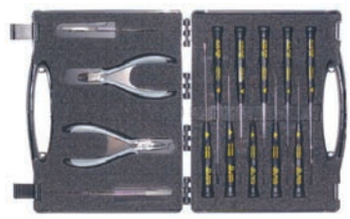

14-piece ESD tool set in service case. Compact service case with stable foam inserts (no ESD material), approx. 260 x 200 x 60 mm

Content consisting of:

Long-nosed pliers straight	3772D-120
Diagonal cutting pliers	3773D-115
SMD placement tweezers	2334, 2343
Precision tweezers	2343
XonicXM slotted screwdriver	4880XESD 0.8 x 60 to 2.5x75
Phillips screwdriver	4882XESD PH PH 1 x 80 000 x 60

dpv*link* 14187

Article	Type
3707DX.ESD	14-piece ESD tool set

CK diagonal cutting pliers Ecotronic

Diagonal cutting pliers 3883

Small, slim and angled head

dpv*link* 21274

Article	Bevel	AWG	Max Cu	L [mm]
3883.ESD	without bevel	16	1.3 mm	132

DPV ELEKTRONIK
Weitere Artikel finden Sie unter www.compumet.ch

Diagonal cutting pliers 3884

Small, slim, angled head. Inside cutting.

dpv*link* 21276

Article	Bevel	AWG	Max Cu	L [mm]
3884.ESD	without bevel	16	1.3 mm	132

Diagonal cutting pliers 3885

Small, slim, angled head

dpv*link* 21278

Article	Bevel	AWG	Max Cu	L [mm]
3885.ESD	without bevel	16	1.3 mm	139

Diagonal cutting pliers 3886

Slim, flattened, angled head.

dpv*link* 21280

Article	Bevel	AWG	Max Cu	L [mm]
3886.ESD	without bevel	16	1.3 mm	139

Diagonal cutting pliers 3887

with angled head

dpv*link* 21282

Article	Bevel	AWG	Max Cu	L [mm]
3887.ESD	without bevel	14	1.6 mm	136

Diagonal cutting pliers 3888

with angled head and safety spring

dpv*link* 21284

Article	Bevel	AWG	Max Cu	L [mm]
3888.ESD	without bevel	14	1.6 mm	135

CK pliers Ecotronic

ESD needle-nosed pliers 3889

dpv*link* 21286

Article	Cut	L [mm]
3889.ESD	without cut	152

DPV ELEKTRONIK

dpv*link* - Produkte schnell finden!
www.compumet.ch
z.B.: dpv*link* 21010 → dpv*link* 21010

ESD needle-nosed pliers 3890

dpv*link* 21288		
Article	Cut	L [mm]
3890.ESD	without cut	145

ESD flat-nosed pliers 3891

dpv*link* 21290		
Article	Cut	L [mm]
3891.ESD	without cut	145

ESD needle-nosed pliers 3892

dpv*link* 21292		
Article	Cut	L [mm]
3892.ESD	with cut	152

Wiha

Wiha Professional ESD is ideal for the electronics professional who depends on precise and robust pliers.

The secret of success of the pliers series is as simple as ingenious:
on the pliers head an uncompromising sharpness and hardness for a flush cutting, on the handle, however, the pleasant comfort for a stable, fatigue-free gripping, holding and cutting.



Special features:

- **ESD safe**
  Suitable for working at ESD workstations according to IEC 61340-5-1
  Surface resistance 10^6 - 10^9 ohm
- **Antistatic**
  Unique - dissipative properties in all components of the handle
- **Precise**
  Box joint, safe against twisting
- **Hard as steel**
  Pliers head die-forged made of high-quality steels
- **Robust and durable**
  Cutting edges individually tempered and quenched, in addition inductively hardened to approx. 64 HRC. Joint extremely low-wear and highly resistant, high-quality riveting
- **Ergonomic**
  Extra wide handle back, hard and soft zones perfectly distributed in the handle
- **Attractive**
  Attractive design, with finely polished head

The shapes of cutting edges and cutting performance:

With bevel (facet)
Normal cut. Suitable for cutting hard and soft steel wires, as well as soft materials such as copper wire and cable.

Small bevel (facet)
Almost flush cut. Fine cutting edges. Suitable for soft steel wire, copper wire and cable.



Without bevel (facet)
Absolutely flush cut. Extremely sharp cutting edges. Only suitable for soft steel wires, copper wire and cable.

DPV ELEKTRONIK
Weitere Artikel finden Sie unter www.compumet.ch

Wiha Pliers professional

Diagonal cutting pliers

Diagonal cutting pliers, narrow, pointed shape

dpv*link* 6358

Article	Bevel	L [mm]	Head width	Max Cu	AWG
Z40.1115.04	with bevel	115 mm	10.0 mm	1.0 mm	18
Z40.4115.04	small bevel	115 mm	10.0 mm	1.0 mm	18
Z40.3115.04	without bevel	115 mm	10.6 mm	1.0 mm	18

Diagonal cutting pliers

Diagonal cutting pliers, broad pointed shape

dpv*link* 17963

Article	Bevel	L [mm]	Head width	Max Cu	AWG
Z41.1115.04	with bevel	115 mm	11.0 mm	1.4 mm	16
Z41.3115.04	without bevel	115 mm	11.0 mm	1.0 mm	18
Z41.4115.04	small bevel	115 mm	11.0 mm	1.2 mm	18

Diagonal cutting pliers

Diagonal cutting pliers, semicircular shape

dpv*link* 6364

Article	Bevel	L [mm]	Head width	Max Cu	AWG
Z43.1115.04	small bevel	115 mm	10.0 mm	1.2 mm	18
Z44.1115.04	with bevel	115 mm	11.0 mm	1.4 mm	16
Z44.3115.04	small bevel	115 mm	11.0 mm	1.2 mm	18

Oblique end cutting pliers

Oblique end cutting pliers, wide head, angled by 29°

dpv*link* 6380

Article	Bevel	L [mm]	Head width	Max Cu	AWG
Z46.1115.04	small bevel	115 mm	12.0 mm	1.2 mm	18

Oblique end cutting pliers

Oblique end cutting pliers extra narrow, slim shape

dpv*link* 6377

Article	Bevel	L [mm]	Head width	Max Cu	AWG
Z47.1110.04	small bevel	110 mm	4.8 mm	0.6 mm	24

End cutting pliers, wide head

End cutting pliers, wide head

dpv*link* 6382

Article	Bevel	L [mm]	Head width	Max Cu	AWG
Z47.2115.04	small bevel	115 mm	11.0 mm	1.4 mm	16

Pliers set professional ESD, 4-piece

Pliers set professional ESD, 4-piece consisting of:

- Diagonal cutting pliers Z 413 115 04 without bevel
- Diagonal cutting pliers Z 411 115 04 with bevel
- Oblique end cutting pliers Z 464 110 04 mini bevel
- Taper-nose pliers Z 360 120 04
- bag

dpv*link* 13278

Article	Type
Z99000104.ESD	Pliers set professional ESD, 4-piece + bag

DPV ELEKTRONIK

dpv*link* - Produkte schnell finden!
www.compumet.ch
z.B.: dpv*link* 21010 → dpv*link* 21010

Tool set ESD 10 pieces

NEU wiha

Tool set ESD, 10 pieces
consisting of:

Z36.0120.04	Taper-nose pliers Professional ESD - straight
Z41.3115.04	Diagonal cutting pliers Professional ESD - wide, pointed head without bevel
ZP.01014130	Universal tweezers Professional ESD typ AA
270P.40x2.0	Slotted screwdriver PicoFinish® ESD 2 x 40 mm
270P.50x2.5	Slotted screwdriverPicoFinish® ESD 2,5 x 50 mm
271P.PH0x50	Phillips screwdriver PicoFinish® ESD PH0 x 50 mm
271P.PH00x40	Phillips screwdriver PicoFinish® ESD PH00 x 40 mm
277P.TX05x40	TORX® screwdriver PicoFinish® ESD T5 x 40 mm
277P.TX06x40	TORX® screwdriver PicoFinish® ESD T6 x 40 mm
	ESD tool bag

dpv*link* 24879

Article	Type
43994	Wiha tool set ESD 10 pieces with tool bag

Plier set ESD 5 pieces

NEU wiha

Plier set Professional ESD, 5 pieces
consisting of:

Z41.3115.04	Diagonal cutting pliers Professional ESD - wide, pointed head without bevel
Z44.1115.04	Diagonal cutting pliers Professional ESD - wide, semicircular head, with bevel
Z46.1115.04	Oblique end cutting pliers Professional - wide head 29°, angled, small bevel
Z36.0120.04	Taper-nose pliers Professional ESD - straight
	ESD tool bag

dpv*link* 24880

Article	Type
33507	Wiha plier set ESD 5 pieces with tool bag

Taper-nose pliers, straight head

wiha

Taper-nose pliers, straight head, fine semicircular tips with cut

dpv*link* 6384

Article	Breite [mm]	Länge [mm]
Z36.0120.04	9.5	120
Z36.0145.04	12	145

Taper-nose pliers, bent

wiha

Taper-nose pliers, bent by 45°, without cut, fine semicircular tips

dpv*link* 6386

Article	Breite [mm]	Länge [mm]
Z36.1120.04	9.5	120

Round-nose pliers

wiha

Round-nose pliers, round, short jaws

dpv*link* 6388

Article	Breite [mm]	Länge [mm]
Z37.0120.04	9.5	120

Flat-nose pliers

wiha

Flat-nose pliers, without cut, flat and short jaws

dpv*link* 6390

Article	Breite [mm]	Länge [mm]
Z38.0120.04	9.5	120

DPV ELEKTRONIK
Weitere Artikel finden Sie unter www.compumet.ch

Knipex

Knipex pliers comply with the highest requirements concerning performance, ergonomics, and service life.

Due to a special selection of the used steels and the careful and high-quality processing, the Knipex pliers achieve an optimal durability and service life. Innovative ideas always offer forward-looking solutions for an easy, effective and safe working.

The shapes of cutting edges and cutting performance:

Large bevel (facet)
Suitable for cutting hard and very hard steel wires. Long service life.

With bevel (facet)
Normal cut. Suitable for cutting hard and soft steel wires, as well as soft materials such as copper wire and cable.

Small bevel (facet)
Almost flush cut. Fine cutting edges. Suitable for cutting soft steel wire, copper wire and cable.

Without bevel (facet)
Absolutely flush cut. Extremely sharp cutting edges. Only suitable for soft steel wires, copper wire and cable.

Knipex "Super Knips" series

The Knipex Super-Knips series have precision-ground cutting edges for a clean, planar cutting without bevel, e.g. for the use in electronics and fine mechanics. The very smooth-running joint and the opening spring offer high ease of use.
All versions are electrically dissipative

Diagonal cutting pliers 7803125 ESD

Diagonal cutting pliers, head made of INOX stainless steel, without bevel, cutting hardness approx. 54 HRC.

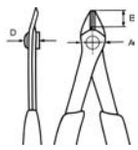

dpv*link* 8830

Article	A [mm]	B [mm]	D [mm]	Cu wire [mm]
K-7803.125.ESD	13.5	9.0	7.5	0.2 -1.6

Diagonal cutting pliers 7813125 ESD

Diagonal cutting pliers, head made of INOX stainless steel, without bevel, with wire clamp/safety spring, cutting hardness approx. 54 HRC.

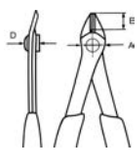

dpv*link* 8831

Article	A [mm]	B [mm]	D [mm]	Cu wire [mm]
K-7813.125.ESD	13.5	9.0	7.5	0.2 -1.6

Diagonal cutting pliers 7861125 ESD

Diagonal cutting pliers, head of special tool steel, burnished, without bevel; cutting hardness approx. 64 HRC

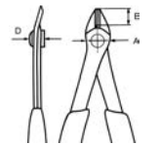

dpv*link* 8832

Article	A [mm]	B [mm]	D [mm]	Cu wire [mm]
K-7861.125.ESD	13.5	9.0	7.5	0.2 -1.6

Diagonal cutting pliers 7871125 ESD

Diagonal cutting pliers, head made of special tool steel, burnished, without bevel, with wire clamp/safety spring, hardness approx. 64 HRC

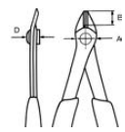

dpv*link* 8833

Article	A [mm]	B [mm]	D [mm]	Cu wire [mm]
K-7871.125.ESD	13.5	9.0	7.5	0.2 -1.6

Diagonal cutting pliers 7803140 ESD

Diagonal cutting pliers, head of INOX stainless steel, without bevel, avec opening springt and opening limitation, cutting hardness approx. 54 HRC

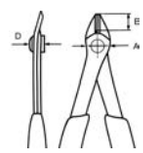

dpv*link* 21473

Article	A [mm]	B [mm]	D [mm]	Cu wire [mm]
K-7803.140.ESD	15.7	12.3	9.2	0.2 -2.1

Diagonal cutting pliers 7861140 ESD

Diagonal cutting pliers, head of special tool steel, burnished, without bevel, avec opening springt and opening limitation, cutting hardness approx. 64 HRC

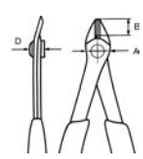

dpv*link* 21475

Article	A [mm]	B [mm]	D [mm]	Cu wire [mm]
K-7861.140.ESD	15.7	12.3	9.2	0.2 -2.1

DPV ELEKTRONIK
dpv*link* - Produkte schnell finden!
www.compumet.ch
z.B.: dpv*link* 21010 → dpv*link* 21010

Knipex "Standard" series

The cutting pliers of the Knipex standard series are equipped with precision-ground cutting edges for finest cutting work, e.g. in electronics and fine mechanics. A low-friction double spring ensures a smooth and even opening. The mirror polish combined with a fine oil film offers a good rust protection so that errors in circuits by flaking chrome parts are prevented.

All versions are electrically dissipative

Flat-nose pliers 3512115 ESD

Flat-nose pliers, flat, wide jaws, gripping surfaces smooth.

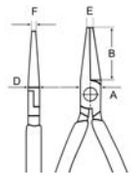

dpv*link* 8834

Article	A [mm]	B [mm]	D [mm]	E [mm]	F [mm]
K-3512.115.ESD	9.5	22.5	6.5	2.0	4.0

Round-nose pliers 3522115 ESD

Round-nose pliers, flat, round jaws, gripping surface smooth.

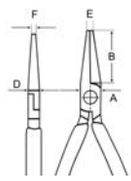

dpv*link* 8835

Article	A [mm]	B [mm]	D [mm]	E [mm]	F [mm]
K-3522.115.ESD	9.5	22.5	6.5	2.0	1.5

Round-nose pliers 3532115 ESD

Round-nose pliers, round, pointed jaws, gripping surface smooth.

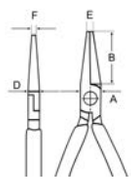

dpv*link* 8836

Article	A [mm]	B [mm]	D [mm]	E [mm]	F [mm]
K-3532.115.ESD	9.5	22.5	6.5	2.0	1.0

Round-nose pliers 3542115 ESD

Round-nose pliers, semicircular jaws angled by 45°, gripping surfaces smooth.

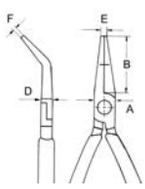

dpv*link* 8837

Article	A [mm]	B [mm]	D [mm]	E [mm]	F [mm]
K-3542.115.ESD	9.5	22.5	6.5	2.0	1.5

End cutting pliers 6412115 ESD

End cutting pliers with bevel.

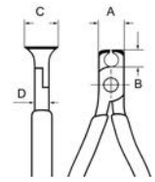

dpv*link* 8838

Article	A [mm]	B [mm]	D [mm]	Cu wire [mm]
K-6412.115.ESD	11.0	6.0	7.0	2.0

Oblique end cutting pliers 6432120 ESD

Oblique end cutting pliers, angled by 15°, with bevel

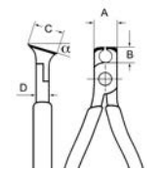

dpv*link* 8839

Article	A [mm]	B [mm]	D [mm]	Cu wire [mm]
K-6432.120.ESD	11.0	10.0	7.0	1.5

Oblique end cutting pliers 6462120 ESD

Oblique end cutting pliers, with bevel.

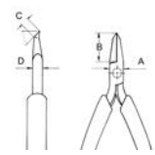

dpv*link* 8840

Article	A [mm]	B [mm]	D [mm]	Cu wire [mm]
K-6462.120.ESD	9.5	18.5	6.0	0.6

Diagonal cutting pliers 7702115 ESD

Diagonal cutting pliers, round head with bevel.

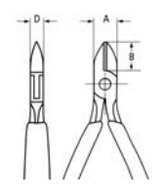

dpv*link* 8841

Article	A [mm]	B [mm]	D [mm]	Cu wire [mm]
K-7702.115.ESD	11.0	14.0	7.5	0.3 -1.6

DPV ELEKTRONIK

Weitere Artikel finden Sie unter www.compumet.ch

Diagonal cutting pliers 7712115 ESD

Diagonal cutting pliers, round head with large bevel and wire clamp.

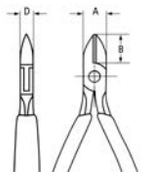

dpv*link* 8842

Article	A [mm]	B [mm]	D [mm]	Cu wire [mm]
K-7712.115.ESD	11.0	14.0	7.5	0.3 -1.6

Diagonal cutting pliers 7722115 ESD

Diagonal cutting pliers, round head without bevel.

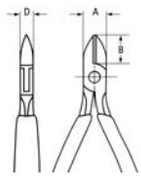

dpv*link* 8843

Article	A [mm]	B [mm]	D [mm]	Cu wire [mm]
K-7722.115.ESD	11.0	14.0	7.5	0.3 -1.3

Diagonal cutting pliers 7732115 ESD

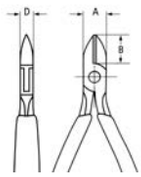

dpv*link* 8844

Article	A [mm]	B [mm]	D [mm]	Cu wire [mm]
K-7732.115.ESD	11.0	14.0	7.5	0.3 -1.3

Diagonal cutting pliers 7742115 ESD

Diagonal cutting pliers, pointed head without bevel.

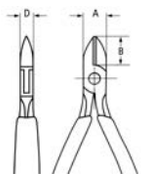

dpv*link* 8845

Article	A [mm]	B [mm]	D [mm]	Cu wire [mm]
K-7742.115.ESD	11.0	14.0	7.5	0.3 -1.3

Diagonal cutting pliers 7752115 ESD

Diagonal cutting pliers, pointed, flat head without bevel.

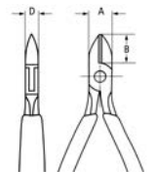

dpv*link* 8846

Article	A [mm]	B [mm]	D [mm]	Cu wire [mm]
K-7752.115.ESD	11.5	14.0	7.5	0.3 -1.0

Diagonal cutting pliers 7772115 ESD

Diagonal cutting pliers, pointed mini head with bevel.

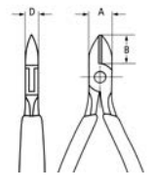

dpv*link* 8847

Article	A [mm]	B [mm]	D [mm]	Cu wire [mm]
K-7772.115.ESD	9.5	10.5	6.5	0.3 -0.8

Diagonal cutting pliers 7702120H ESD

Diagonal cutting pliers with hard metal cutting edges, round head, with large bevel

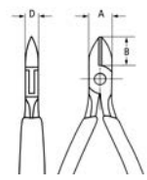

dpv*link* 17325

Article	A [mm]	B [mm]	D [mm]	Cu wire [mm]
K-7702.120H.ESD	11.0	14.0	7.5	0.6 -2.0

Diagonal cutting pliers 7702135H ESD

Diagonal cutting pliers with hard metal cutting edges, round head, with large bevel

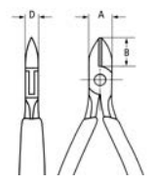

dpv*link* 17326

Article	A [mm]	B [mm]	D [mm]	Cu wire [mm]
K-7702.135H.ESD	15.0	18.0	9.5	0.8 -2.2

DPV ELEKTRONIK

dpv*link* - Produkte schnell finden!
www.compumet.ch
z.B.: dpv*link* 21010 → dpv*link* 21010

Diagonal cutting pliers 7732120H ESD

Diagonal cutting pliers with hard metal cutting edges, with bevel

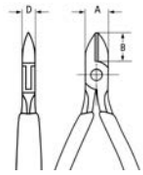

dpv*link* 17327

Article	A [mm]	B [mm]	D [mm]	Cu wire [mm]
K-7732.120H.ESD	11.0	14.0	7.0	0.2 -1.6

ESD Electronics pliers set

8 parts, contains 2 KNIPEX electronic pliers and 6 WERA screwdrivers, ESD version. Practical storage box, shock-resistant plastic, with foam insert.

Content consisting of:

Gripping pliers	K-3522.115.ESD
Diagonal cutting pliers	K-7702.115.ESD
Screwdriver	WE-1578A.80x2.5
Screwdriver	WE-1578A.80x3.0
Screwdriver	WE-1578A.80x3.5
Screwdriver	WE-1578A.80x4.0
Screwdriver	WE-1550ESD.PH0x60
Screwdriver	WE-1550ESD.PH1x80

dpv*link* 18024

Article	Type
K-0020.18.ESD	ESD Electronics plier set

ESD Electronics plier set

6-piece, equipped with 6 ESD electronics pliers. Case made of durable polyester fabric, pliers are held by elastic band, zipper.

Content consisting of:

Flat-nose pliers	K 3512.115.ESD
Round-nose pliers	K 3522.115.ESD
Round-nose pliers	K 3542.115.ESD
Oblique end cutting pliers	K 6432.115.ESD
Diagonal cutting pliers	K 7202.115.ESD
Diagonal cutting pliers	K 7732.125.ESD

dpv*link* 8890

Article	Type
K-0020.17.ESD	ESD Electronics plier set

Knipex "Profi" series

The Knipex "Profi" series for highest requirements concerning efficiency and performance. The precision cutting pliers have precision-ground, sharp cutting edges for the use e.g. in electronics and fine mechanics, with a small bevel or without bevel for precise cuts on sensitive electronic components. A low-friction double spring ensures a smooth and even opening. Forged of high-quality chrome-vanadium ball bearing steel with glare-free finish and low weight.

All versions are electrically dissipative

Flat-nose pliers 3412130 ESD

Flat-nose pliers with flat, wide jaws, smooth gripping surface for fine work.

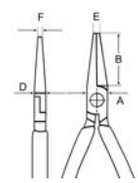

dpv*link* 8827

Article	A [mm]	B [mm]	D [mm]	E [mm]	F [mm]
K-3412.130.ESD	11.2	21.9	6.5	1.4	3.5

Flat-nose pliers 3442130 ESD

Flat-nose pliers with flat, wide jaws, precision laser cut cross-shaping, smooth gripping surface, for fine tasks.

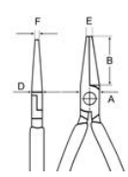

dpv*link* 21479

Article	A [mm]	B [mm]	D [mm]	E [mm]	F [mm]
K-3442.130.ESD	11.2	21.9	6.5	1.4	3.5

DPV ELEKTRONIK
Weitere Artikel finden Sie unter www.compumet.ch

Round-nose pliers 3422130 ESD

Round-nose pliers with semicircular jaws, smooth gripping surface, for gripping fine parts and types of wires

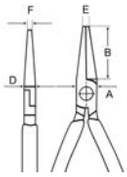

dpv*link* 8828

Article	A [mm]	B [mm]	D [mm]	E [mm]	F [mm]
K-3422.130.ESD	11.2	22.7	6.5	1.6	1.6

Round-nose pliers 3452130 ESD

Round-nose pliers with semicircular jaws, precision laser cut cross-shaping, smooth gripping surface, for gripping fine components and forming wires

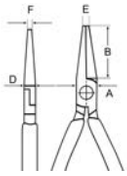

dpv*link* 21481

Article	A [mm]	B [mm]	D [mm]	E [mm]	F [mm]
K-3452.130.ESD	11.2	22.7	6.5	1.6	1.6

Round-nose pliers 3432130 ESD

Round-nose pliers with round, pointed jaws, smooth gripping surface, for bending fine eyelets

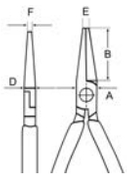

dpv*link* 8829

Article	A [mm]	B [mm]	D [mm]	E [mm]	F [mm]
K-3432.130.ESD	11.2	23.7	6.5	2.0	1.0

Diagonal cutting pliers 7902120 ESD

Diagonal cutting pliers, round mini head with small bevel.

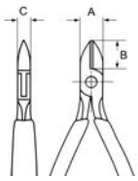

dpv*link* 8821

Article	A [mm]	B [mm]	D [mm]	Cu wire [mm]
K-7902.120.ESD	10.0	7.0	6.5	0.2 -1.0

Diagonal cutting pliers 7902125 ESD

Diagonal cutting pliers, round head with small bevel

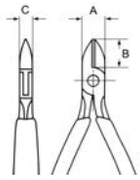

dpv*link* 8822

Article	A [mm]	B [mm]	D [mm]	Cu wire [mm]
K-7902.125.ESD	11.0	10.0	6.5	0.2 -1.5

Diagonal cutting pliers 7922120 ESD

Diagonal cutting pliers, round mini head without bevel

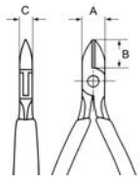

dpv*link* 8824

Article	A [mm]	B [mm]	D [mm]	Cu wire [mm]
K-7922.120.ESD	10.0	7.0	6.5	0.1 -0.8

Diagonal cutting pliers 7922125 ESD

Diagonal cutting pliers, round head without bevel.

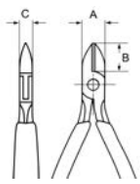

dpv*link* 8823

Article	A [mm]	B [mm]	D [mm]	Cu wire [mm]
K-7922.125.ESD	11.0	10.0	6.5	0.1 -1.2

Diagonal cutting pliers 7932125 ESD

Diagonal cutting pliers, pointed head with small bevel.

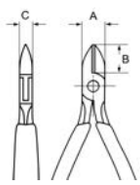

dpv*link* 8825

Article	A [mm]	B [mm]	D [mm]	Cu wire [mm]
K-7932.125.ESD	11.0	10.5	6.5	0.2 -1.5

Diagonal cutting pliers 7942125 ESD

Diagonal cutting pliers, pointed head without bevel.

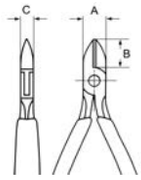

dpv*link* 8826

Article	A [mm]	B [mm]	D [mm]	Cu wire [mm]
K-7942.125.ESD	11.0	10.5	6.5	0.1 -1.5

Diagonal cutting pliers 7942125Z ESD

Diagonal cutting pliers, pointed head, for an optimized flush-mounted cutting result with soft materials, for mounting with tight tolerances, for precise wire end configuration

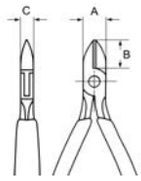

dpv*link* 21477

Article	A [mm]	B [mm]	D [mm]	Cu wire [mm]
K-7942.125.Z.ESD	11.0	11.0	6.5	0.1 -1.3

Diagonal cutting pliers 7952125 ESD

Diagonal cutting pliers, pointed head with small bevel and wire clamp ensuring that the cut wire ends are retained.

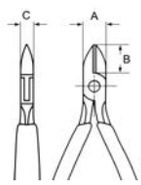

dpv*link* 9527

Article	A [mm]	B [mm]	D [mm]	Cu wire [mm]
K-7952.125.ESD	11.0	10.5	6.5	0.4 -1.3

Diagonal cutting pliers 7962125 ESD

Diagonal cutting pliers, pointed head without bevel with wire clamp ensuring that the cut wire ends are retained.

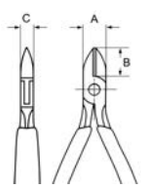

dpv*link* 9528

Article	A [mm]	B [mm]	D [mm]	Cu wire [mm]
K-7962.125.ESD	11.0	10.5	6.5	0.55 -1.0

ESD precision electronics pliers set

6-piece, containing 6 ESD precision electronics pliers. Case made of durable polyester fabric, pliers are held by elastic band, zipper.

Content consisting of:

Flat-nose pliers	K 3412.130.ESD
Round-nose pliers	K 3422.130.ESD
Round-nose pliers	K 3432.130.ESD
Diagonal cutting pliers	K 7902.120.ESD
Diagonal cutting pliers	K 7902.125.ESD
Diagonal cutting pliers	K 7942.125.ESD

dpv*link* 8888

Article	Type
K-0020.16P.ESD	ESD precision electronics pliers set

Knipex VDE pliers

Knipex insulated tools are made of high-quality materials according to the regulations of national and international standards. In compliance with the prescribed safety measures for working under voltage, e.g. DIN VDE 0105, EN 50110, IEC 60364, they offer maximum protection when working under voltage up to AC 1000V (alternating curring) and DC 1500V (direct current).

Knipex pliers with the two-colored multi-component handle insulation (red/yellow) meet the requirements of VDE 0682 part 201 and the corresponding international standards (e.g. EN 60900 or IEC 60900). The VDE / GS symbol shows that the requirement is confirmed by an inspecting authority committed to neutrality.

Combination pliers ISO 1000V

VDE-tested combination pliers made of chrome-vanadium electric steel, for toughest demands, particularly wear-resistant gripping jaws with gripping zones for flat and round material, cutting edges for soft, hard and piano wire, long cutting edges for thick cable

dpv*link* 8894

Article	hard	Piano wire	Diameter	L [mm]
K-0106.160	2,0 mm	1.5 mm	10.0 mm	160
K-0106.190	2.5 mm	2.0 mm	13.0 mm	190

High-leverage combination pliers ISO 1000V

VDE-tested high-leverage combination pliers made of special tool steel, for toughest demands, 35% power saving by new improved leverage. Particularly wear-resistant gripping jaws with gripping zones for flat and round material, cutting edges for soft, hard and piano wire, long cutting edges for thick cables.

dpv*link* 8897

Article	hard	Piano wire	Diameter	L [mm]
K-0206.180	2.5 mm	2.0 mm	11.5 mm	180
K-0206.200	2.8 mm	2.2 mm	13.0 mm	200
K-0206.225	3.0	2.5 mm	14.0 mm	225

DPV ELEKTRONIK
Weitere Artikel finden Sie unter www.compumet.ch

Combination pliers ISO 1000V

VDE-tested high-leverage combination pliers made of special tool steel, for toughest demands, gripping jaws with gripping zones for flat and round materials, cutting edges for soft, hard and piano wire, long cutting edges for thick cables.

dpv*link* 8901

Article	hard	medium	Diameter	L [mm]
K-0306.160	2,0 mm	3.1 mm	10.0 mm	160
K-0306.180	2.2 mm	3.4 mm	12.0 mm	180
K-0306.200	2.5 mm	3.8 mm	13.0 mm	200

Flat-nose pliers ISO 1000V

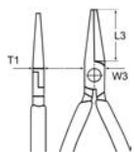

VDE-tested flat-nose pliers with short, flat jaws and serrated gripping surfaces made of special tool steel.

dpv*link* 8957

Article	L3	W3	T1	L [mm]
K-2006.160	30.0 mm	17.0 mm	9.5 mm	160

Round-nose pliers ISO 1000V

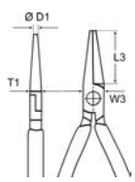

VDE-tested round-nose pliers for the bending of wire eyelets. With short, round and precision-ground jaws, smooth tips, made of special tool steel.

dpv*link* 8959

Article	L3	W3	Ø D1	L [mm]
K-2206.160	30.0 mm	18.0 mm	3.0 mm	160

Taper-nose pliers with cutting edges ISO 1000V

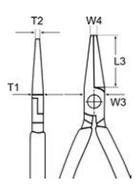

VDE-tested flat-nose pliers with cutting edges, suitable for cutting work in the fine mechanics. Pointed, semicircular jaws with serrated gripping surfaces made of special tool steel in special quality. Cutting for medium-hard and hard wire.

dpv*link* 8961

Article	L3	W3	T1	W4	T2	L [mm]
K-2506.160	50.0 mm	16.5 mm	9.5 mm	3.0 mm	2.5 mm	160

Taper-nose pliers 40° with cutting edges ISO 1000V

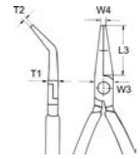

VDE-tested flat-nose pliers with cutting edges, bent by 40°, suitable for cutting work in the fine mechanics. Pointed, flat and round jaws with serrated gripping surfaces made of special tool steel in special quality. Cutting edges for medium-hard and hard wire.

dpv*link* 8963

Article	L3	W3	T1	W4	T2	L [mm]
K-2526.160	50.0 mm	16.5 mm	9.5 mm	3.0 mm	2.5 mm	160

Taper-nose pliers with cutting edges ISO 1000V

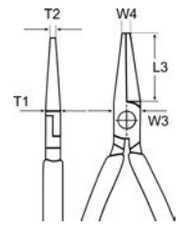

VDE-tested flat-nose pliers with cutting edges, highly-resistant, elastic precision tips, flat round jaws with serrated gripping surfaces made of vanadium steel. Cutting edges for medium-hard and hard wire.

dpv*link* 8965

Article	L3	W3	T1	W4	T2	L [mm]
K-2616.200	73.0 mm	17.5 mm	2.5 mm	3.0 mm	9.5 mm	200

Long-nosed pliers ISO 1000V

VDE-tested long-nosed pliers, highly-resistant and low-wear. Long, flat jaws with serrated gripping surfaces, made of chrome-vanadium electric steel.

dpv*link* 8969

Article	L3	W3	T1	W4	T2	L [mm]
K-3016.160	46.6 mm	16.5 mm	9.5 mm	3.0 mm	5.0 mm	160

Long-nosed pliers ISO 1000V

VDE-tested long-nosed pliers, highly-resistant and low-wear. Long, round jaws with smooth polished gripping surfaces made of chrome-vanadium electric steel.

dpv*link* 8971

Article	L3	W3	T1	W4	T2	L [mm]
K-3036.160	41.0 mm	16.5 mm	9.5 mm	5.0 mm	2.5 mm	160

Diagonal cutting pliers ISO 1000V

VDE-tested versatile diagonal cutting pliers, slim head shape with precision cutting edges for a clean cut on soft and hard wire. Precisely processed, made of high-quality vanadium electric steel.

dpv*link* 8905

Article	soft	medium	hard	L [mm]
K-7006.125	3.0 mm	2.3 mm	1.5 mm	125
K-7006.140	4,0 mm	2,5 mm	1.8 mm	140
K-7006.160	4,0 mm	2.8 mm	2,0 mm	160
K-7006.180	4,0 mm	3,0 mm	2.5 mm	180
K-7026.160	4,0 mm	-	-	160

High-leverage diagonal cutting pliers ISO 1000V

VDE-tested high-leverage diagonal cutting pliers with forged joint axis, for toughest, durable demands. Induction-hardened precision cutting edges offering a high cutting performance with minimum effort. Optimal for all wires. Made of chrome-vanadium electric steel.

dpv*link* 8911

Article	medium	hard	Piano wire	L [mm]
K-7406.160	3.4 mm	2.7 mm	2.2 mm	160
K-7406.180	3.8 mm	2.7 mm	2.0 mm	180
K-7406.200	4.2 mm	3.0 mm	2.5 mm	200
K-7406.250	4.6 mm	3.5 mm	3.0 mm	250

Cable shears ISO 1000V

VDE-tested cable shears, hardened cutting edges with precision grinding, cuts smoothly and cleanly without squeezing. Easy cutting with one-hand operation, trap protection, adjustable screw joint, self-locking.

dpv*link* 9009

Article	Diameter	Capacity	AWG	L [mm]
K-9516.165	15 mm	50 mm²	1/0	165

Cable shears ISO 1000V

VDE-tested cable shears, hardened cutting edges with precision grinding, cuts smoothly and cleanly without squeezing. Minimun effort by favorable lever ratio, easy cutting by one-hand operation, trap protection, adjustable screw joint, self-locking.

dpv*link* 9011

Article	Diameter	Capacity	AWG	L [mm]
K-9516.200	20 mm	70 mm²	2/0	200

Cable cutter ISO 1000V

VDE-tested cable shears, hardened cutting edges with precision grinding, cuts smoothly and cleanly without squeezing. Two-stage ratchet drive for easy cutting. Minimum effort by favorable lever ratio, trap protection, adjustable screw joint, self-locking.

dpv*link* 9013

Article	Diameter	Capacity	AWG	L [mm]
K-9536.250	32 mm	240 mm²	500	250
K-9536.280	52 mm	380 mm²	750	280

Compact box ISO 1000V

4-piece, contains 4 VDE-tested pliers. High-quality and versatile, impact-resistant plastic suitcase, napped foam insert for variable equipment. (Dimensions WxDxH: 327x275x65 mm)

Content consisting of:

Combination pliers	K-0306.180
Stripping pliers	K-1106.160
Taper-nose pliers	K-2616.200
Diagonal cutting pliers	K-7006.160

dpv*link* 8892

Article	Type
K-002015	Compact box ISO 1000V

DPV ELEKTRONIK

Weitere Artikel finden Sie unter www.compumet.ch

Lindstrom

The RX series by Lindstrom impresses by its high performance, precision and comfort. The material consisting of 1% carbon / chrome steel (ball bearing quality) is made for extremely high demands regarding stability and resistance. By the precision induction-hardening, a Rockwell hardness of 63-65 HRC was achieved. The precision joint with nut and bolt guarantees the perfect alignment of the cutting edges and a long service life.

Handles: comfortable for large and small hands. Softly rounded shapes ensure the easy handling for precision work. Spring tension and opening width are easily adjustable. Longer and wider levers distribute the pressure and prevent point loads.

With bevel (facet)
Normal cut. Suitable for cutting hard and soft steel wires, as well as soft materials such as copper wire and cable.

Small bevel (facet)
Almost flush cut. Fine cutting edges. Suitable for soft steel wire, copper wire and cable.



Without bevel (facet)
Absolutely flush cut. Extremely sharp cutting edges. Only suitable for soft steel wires, copper wire and cable.

Diagonal cutting pliers

Diagonal cutting pliers with oval jaws; depending on version with bevel, small bevel or without bevel

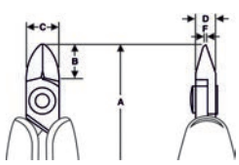

dpv*link* 9627

Article	C [mm]	B [mm]	D [mm]	F [mm]	Cu wire [mm]
RX8130	8.0	8.5	5.0	0.8	0.2 -1.0
RX8131	8.0	8.5	5.0	0.8	0.1 -1.0
RX8132	8.0	8.5	5.0	0.8	0.1 -0.8
RX8140	10.0	10.5	6.0	0.8	0.2 -1.25
RX8141	10.0	10.5	6.0	0.8	0.1 -1.25
RX8142	10.0	10.5	6.0	0.8	0.1 -1.0
RX8150	12.5	13.0	6.0	1.2	0.3 -1.6
RX8151	12.5	13.0	6.0	1.2	0.2 -1.6
RX8152	12.5	13.0	6.0	1.2	0.2 -1.25
RX8160	16.0	16.0	8.0	1.6	0.4 -2.0
RX8161	16	16.0	8.0	1.6	0.3 -2.0
RX8162	16	16.0	8.0	1.6	0.3 -1.6

Diagonal cutting pliers

Diagonal cutting pliers with pointed jaws; depending on version with bevel, small bevel or without bevel

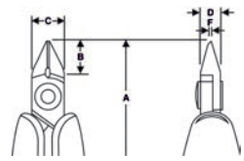

dpv*link* 9640

Article	C [mm]	B [mm]	D [mm]	F [mm]	Cu wire [mm]
RX8143	10.0	10.5	6.0	0.8	0.2 -1.25
RX8144	10.0	10.5	6.0	0.8	0.1 -1.25
RX8145	10.0	10.5	6.0	0.8	0.1 -1.0

Diagonal cutting pliers

Diagonal cutting pliers with pointed, tapered jaws; depending on version with bevel, small bevel or without bevel

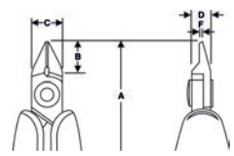

dpv*link* 9644

Article	C [mm]	B [mm]	D [mm]	F [mm]	Cu wire [mm]
RX8146	10.0	10.5	6.0	0.8	0.1 -1.0
RX8147	10.0	10.5	6.0	0.8	0.1 -0.8
RX8148	10.0	10.5	6.0	0.8	0.1 -0.8

End cutting pliers

End cutting pliers with small bevel

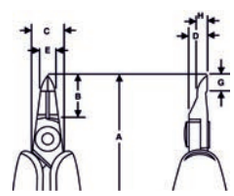

dpv*link* 9648

Article	C [mm]	B [mm]	D [mm]	F [mm]	Cu wire [mm]
RX8149	10.0	14.0	6.0	5.0	0.1 -0.6

Oblique end cutting pliers, 20° bent

Oblique end cutting pliers, bent by 20°; with short jaws and small bevel

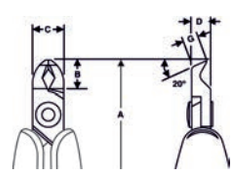

dpv*link* 9654

Article	C [mm]	B [mm]	D [mm]	F [mm]	Cu wire [mm]
RX8211	10.0	9.5	6.0	4.1	0.2 -1.2

DPV ELEKTRONIK
dpv*link* - Produkte schnell finden!
www.compumet.ch
z.B.: dpv*link* 21010 → dpv*link* 21010

Oblique end cutting pliers, 45° bent

Oblique end cutting pliers with long jaws, bent by 45°, with small bevel

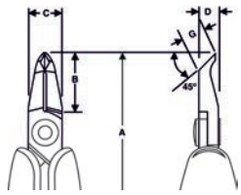

dpv*link* 9658

Article	C [mm]	B [mm]	D [mm]	F [mm]	Cu wire [mm]
RX8247	10.0	18.0	6.0	6.7	0.2 -1.0

Oblique end cutting pliers, 45° bent

Oblique end cutting pliers with long, tapered jaws, bent by 45°, with small bevel

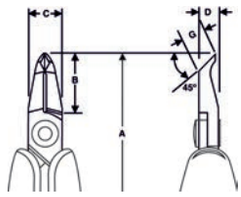

dpv*link* 9660

Article	C [mm]	B [mm]	D [mm]	F [mm]	Cu wire [mm]
RX8248	10.0	18.0	6.0	6.7	0.2 -0.8

Micro diagonal cutting pliers, 10° bent

Micro diagonal cutting pliers, bent by 10°, with long jaws, without bevel

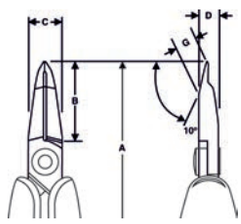

dpv*link* 9650

Article	C [mm]	B [mm]	D [mm]	F [mm]	Cu wire [mm]
RX8233	10.6	22.3	7.0	7.2	0.1 -0.65

Micro diagonal cutting pliers, 10° bent

Micro diagonal cutting pliers, bent by 10° with short jaws, without bevel

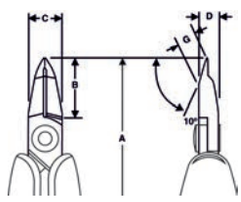

dpv*link* 9652

Article	C [mm]	B [mm]	D [mm]	F [mm]	Cu wire [mm]
RX8234	10.6	14.2	7.0	3.2	0.05 -0.4

Micro diagonal cutting pliers, 50°

Micro diagonal cutting pliers with long jaws, bent by 50°, without bevel

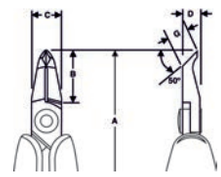

dpv*link* 9656

Article	C [mm]	B [mm]	D [mm]	F [mm]	Cu wire [mm]
RX8237	10.6	17.4	7.0	4.1	0.1 -0.65

Flat-nose pliers

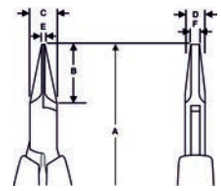

dpv*link* 9662

Article	C [mm]	B [mm]	D [mm]	E [mm]	F [mm]
RX7490	9.0	20	6.7	1.2	3.2

Round-nose pliers

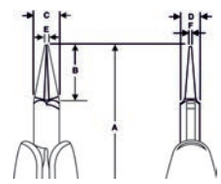

dpv*link* 9664

Article	C [mm]	B [mm]	D [mm]	E [mm]	F [mm]
RX7590	9.0	20.0	6.7	1.8	0.9

Long-nosed pliers

Long-nosed pliers with long jaws

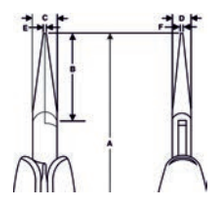

dpv*link* 9666

Article	C [mm]	B [mm]	D [mm]	E [mm]	F [mm]
RX7890	9.0	32.0	6.0	1.2	0.8
RX7891	9.0	32.0	6.0	1.2	0.8

-Version RX7891 with cut-

DPV ELEKTRONIK

Weitere Artikel finden Sie unter www.compumet.ch

Long-nosed pliers, 60° bent

LINDSTROM

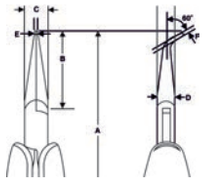

dpv*link* 9668

Article	C [mm]	B [mm]	D [mm]	E [mm]	F [mm]
RX7892	9.0	29.0	6.7	1.2	0.8

Long-nosed pliers

LINDSTROM

Long-nosed pliers with short jaws

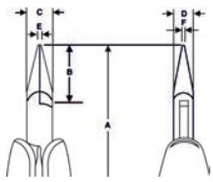

dpv*link* 9670

Article	C [mm]	B [mm]	D [mm]	E [mm]	F [mm]
RX7893	9.0	20.0	6.7	1.2	0.8

Erem Precision tools

High-precision joints
The double self-locking screw joint with an extremely large movement area minimizes wear and tear.

Patented opening system
For the invisible integration of the springs. The result has proved: no risk of injury, long-lasting, exchangeable.

Antistatic standard handles
Contact resistance between 10^5 and 10^9 ohm according to MIL standards.

Stop! Stop system
Avoids the crossing (and thus the damaging) of the cutting edges.

Wire holder (option)
Prevents injuries of the eyes and the destruction of devices by uncontrollably separated cutting waste.

The shapes of cutting edges

With bevel (facet)
Normal cut. Suitable for cutting hard and soft steel wires, as well as soft materials such as copper wire and cable.



Small bevel (facet)
Almost flush cut. Fine cutting edges. Suitable for soft steel wire, copper wire and cable.



Without bevel (facet)
Absolutely flush cut. Extremely sharp cutting edges. Only for soft steel wires, copper wire and cable.

Erem 500 / 600 series

Micro diagonal cutting pliers 612N / 622N / 632N

Erem

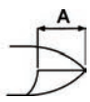

dpv*link* 2397

Article		L [mm]	A [mm]	Max Cu
612N	with bevel	110	9.0	1.3 mm
622N	small bevel	110	9.0	1.3 mm
632N	without bevel	110	9.0	1.3 mm

Micro diagonal cutting pliers 622NA

Pointed head

dpv*link* 9962

Article		L [mm]	A [mm]	Max Cu
622NA	without bevel	110	9.0	1.0 mm

Micro diagonal cutting pliers 622NB

Straight relieved head.

dpv*link* 2404

Article		L [mm]	A [mm]	Max Cu
622NB	without bevel	110	9.0	0.8 mm

Diagonal cutting pliers 512E

Non-reflecting. The typical general purpose diagonal cutting pliers for robust applications.

dpv*link* 2399

Article		L [mm]	A [mm]	Max Cu
512E	with bevel	115	11.0	1.6 mm

Universal diagonal cutting pliers 512N / 522N / 532N

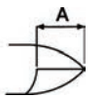

dpv*link* 2401

Article		L [mm]	A [mm]	Max Cu
512N	with bevel	115	11.0	1.6 mm
522N	small bevel	115	11.0	1.6 mm
532N	without bevel	115	11.0	1.6 mm

Tip cutting pliers 570E

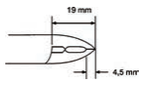

To cut at the extreme tip.

dpv*link* 2417

Article		L [mm]	A [mm]	C [mm]	Max Cu
570E	small bevel	120	22.0	4.0	0.6 mm

Tip cutting pliers 573E

For fine wires

dpv*link* 9965

Article		L [mm]	A [mm]	Max Cu
573E	without bevel	120	11.0	0.8 mm

Tip cutting pliers 582E

Ideal for working on printed circuit boards at an angle of 45°.



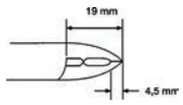

dpv*link* 2414

Article		L [mm]	A [mm]	C [mm]	Max Cu
582E	small bevel	140	10.0	7.0	1.6 mm

Tip cutting pliers, angled

With a wide, but sturdy head for universal cutting tasks

dpv*link* 9967

Article		L [mm]	A [mm]	Max Cu
503E	without bevel	110	11.0	1.6 mm

DIL contact cutting pliers 593AE

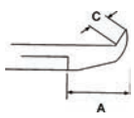

For the use on tightly equipped printed circuit boards. Useful maintenance tool.

dpv*link* 2807

Article	A [mm]	C [mm]	F [mm]
593AE	20.0	4.0	1.5

DPV ELEKTRONIK

Weitere Artikel finden Sie unter www.compumet.ch

Erem "2400 MagicSense" series

The ESD safe series 2400 MagicSense by Erem impresses by its high-quality processing, precision and cutting comfort. A special hardening process guarantees a high resistance. The ergonomically shaped handles with soft-touch and the EMOS opening stop prevent fatigue of the hand.

Diagonal cutting pliers 2412E



Diagonal cutting pliers, oval and sturdy head with bevel (semi flush) for universal use, high cutting capacity, for soft and thin wires.

dpv*link* 8725

Article	L [mm]	A [mm]	B [mm]	C [mm]	Max Cu
2412E	130	12.0	11.0	6.0	1.6 mm

Diagonal cutting pliers 2422E

Diagonal cutting pliers without bevel (flush), oval and robust head for universal use. For soft and thin wires of medium thickness.

dpv*link* 8727

Article	L [mm]	A [mm]	B [mm]	C [mm]	Max Cu
2422E	130	12.0	11.0	6.0	1.6 mm

Diagonal cutting pliers 2432E

Diagonal cutting pliers, narrow, oval head. Perfect flush cut (super full flush), with razor-sharp cut. Only for soft wires.

dpv*link* 8729

Article	L [mm]	A [mm]	B [mm]	C [mm]	Max Cu
2432E	130	12.0	11.0	6.0	1.3 mm

Diagonal cutting pliers beveled 2477E



Diagonal cutting pliers, beveled, pointed head, without bevel (flush), for working on narrow, difficult to reach areas.

dpv*link* 8731

Article	L [mm]	A [mm]	B [mm]	C [mm]	Max Cu
2477E	127	9.0	11.0	6.0	1.3 mm

Tip cutting pliers 2470E

Tip cutting pliers, straight, beveled head, without bevel (flush). For horizontal cutting and easier access to narrow places. Only for thin wires, cuts at the extreme tip.

dpv*link* 8733

Article	L [mm]	A [mm]	B [mm]	C [mm]	Max Cu
2470E	140	4.5	11.0	6.0	0.6 mm

Tip cutting pliers 30° angled 2403E

Tip cutting pliers angled by 30°, without bevel. Wide and robust head, fine cut, for universal cutting tasks.

dpv*link* 8735

Article	L [mm]	A [mm]	B [mm]	C [mm]	Max Cu
2403E	130	9.3	11.0	6.0	1.3 mm

Tip cutting pliers 30° angled 2404E



Tip cutting pliers angled by 30°; without bevel (flush), fine, rounded head. Fine cut for universal cutting tasks.

dpv*link* 8737

Article	L [mm]	A [mm]	B [mm]	C [mm]	Max Cu
2404E	130	9.3	11.0	6.0	1.2 mm

Tip cutting pliers 45° angled 2482E

Tip cutting pliers angled by 45°, without bevel (flush). Medium size, suitable for working on printed circuit boards or for cutting DIL component etc, can be used at 90° as well as at 180°.

dpv*link* 8739

Article	L [mm]	A [mm]	B [mm]	C [mm]	Max Cu
2482E	135	6.2	11.0	6.0	1.0 mm

Tip cutting pliers 45° angled 2475E

Tip cutting pliers angled by 45°, without bevel (flush), narrow head. For fine work on hybrid circuits or micro components, as well as narrow, difficult to reach places.

dpv*link* 8741

Article	L [mm]	A [mm]	B [mm]	C [mm]	Max Cu
2475E	135	4.0	11.0	6.0	0.6 mm

Diagonal cutting pliers beveled 2476TX1

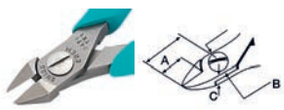

High-precision diagonal cutting pliers, beveled head. Tungsten-carbide cutting edges, without bevel (flush), narrow head for working on narrow places, e.g. stainless wires, catheters and spirals.

dpv*link* 8743

Article	L [mm]	A [mm]	B [mm]	C [mm]	Max Cu
2476TX1	130	11.0	11.0	6.0	1.0 mm

Needle-nose pliers 2411P

Needle-nose pliers with very precise, finely rounded jaws.

dpv*link* 8745

Article	L [mm]	A [mm]	B [mm]	C [mm]	E [mm]	G [mm]
2411P	146	33.5	11.0	6.0	1.0	1.2

DPV ELEKTRONIK

dpv*link* - Produkte schnell finden!
www.compumet.ch
z.B.: dpv*link* 21010 → dpv*link* 21010

Needle-nose pliers 2411PD

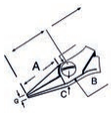

Needle-nose pliers, inside serrated, very precise, finely rounded jaws.

dpv*link* 8747

Article	L [mm]	A [mm]	B [mm]	C [mm]	E [mm]	G [mm]
2411PD	146	33.5	11.0	6.0	1.0	1.2

Flat-nose pliers 2442P

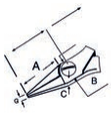

Flat-nose pliers with fine jaws, precisely crafted edges e.g. for gripping flat workpieces.

dpv*link* 8749

Article	L [mm]	A [mm]	B [mm]	C [mm]	E [mm]	G [mm]
2442P	146	33.5	11.0	6.0	3.4	1.2

Round-nose pliers 2443P

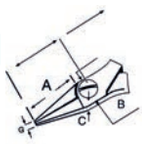

Round-nose pliers with very precise, fine jaws for bending wires.

dpv*link* 8750

Article	L [mm]	A [mm]	B [mm]	C [mm]	E [mm]
2443P	146	33.5	11.0	6.0	0.8

Erem 2400 MagicSense

Consisting of:

- 2412E diagonal cutting pliers series 2400 MagicSense with bevel, oval head
- 2482E tip cutting pliers series 2400 MagicSense, without bevel, narrow head
- 2411P needle-nose pliers series 2400 MagicSense

dpv*link* 10766

Article	Ausführung
2400KMS	Erem 2400 MagicSense

Erem Toolset universal

Consisting of:

- XP600 precision screwdriver set for electronics
- 2412E diagonal cutting pliers of series 2400 MagicSense with bevel, oval head
- 2442P flat-nose pliers of series 2400 MagicSense
- 622NB tip cutting pliers, without bevel, relieved, long, fine head
- AASA precision tweezers
- 2ASASL precision tweezers

dpv*link* 10764

Article	Ausführung
3600KU	Erem Toolset universal

Erem 700 series

fo a perfect flush cut

Diagonal cutting pliers 792E

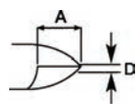

With fine, long tips (13 mm). For fine copper wires

dpv*link* 2430

Article	L [mm]	A [mm]	Max Cu	D [mm]
792E	115	13.5	0.6 mm	1.0

Erem SMD tools

Tip cutting pliers 670EP

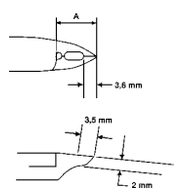

High-precision tip cutting pliers for SMD and micro case contacts up to 0.25 mm, also for grid smaller 1/20", application e.g. as a replacement for hot air or de-soldering systems that damage the printed circuit board very often.

dpv*link* 2432

Article	L [mm]	A [mm]
670EP	110	10.0

Weitere Artikel finden Sie unter www.compumet.ch

Erem Forming tools

Forming tool 500-103A

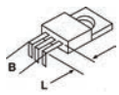

Forming pliers for bending flat parts, contacts, power transistors, TRIAC connections, etc. at right angle.

dpv*link* 2471

Article	L [mm]	B [mm]	L
500-103A	150	15	3 - 12 mm

Forming tool 500-104A

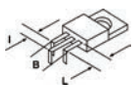

Bends components TO126, 218, 220 power transistors, etc. by 90° on two rows. Adjustable with screw.

dpv*link* 2481

Article	L [mm]	B [mm]	L	I
500-104A	120	13.0	3.5 - 15 mm	2.54 mm

Forming tool

Forming pliers for component connections etc. in U-shape by axial forming.

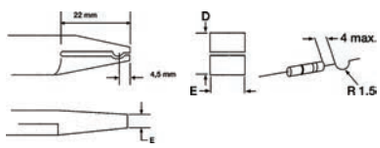

dpv*link* 2459

Article	L [mm]	A [mm]	D [mm]	E (mm)
554A	120	13	10	10

Erem Special pliers

Precision stripping pliers

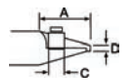

Adjustable, for different diameters, from AWG 18 to 30. With an exchangeable blade at the side.

dpv*link* 2504

Article	L [mm]	A [mm]	C [mm]	D [mm]
510AE	120	21	7.0	4.0

Bending pliers

Inside serrated.

dpv*link* 2509

Article	L [mm]	A [mm]	C [mm]	E (mm)
544D	120	23	2.0	1.0

Diagonal cutting pliers 884E

Relieved head for working on narrow places. Flush cut. Without bevel.

dpv*link* 2519

Article	L [mm]	A [mm]	D [mm]	Max Cu
884E	120	15.0	1.5	1.6 mm

Diagonal cutting pliers 884EPC


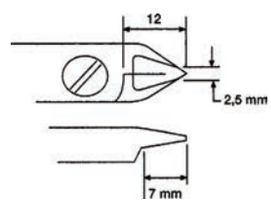

Simple diagonal cutting pliers for separating PCBs.

dpv*link* 2536

Article	L [mm]	D [mm]	B [mm]
884EPCM	115	0.8	2.0

Diagonal cutting pliers 886E

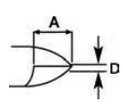

Relieved head for working on narrow places. Robust head. Flush cut. Without bevel.

dpv*link* 2541

Article	L [mm]	A [mm]	D [mm]	Max Cu
886E	120	15.0	1.5	1.8 mm

Distance cutting pliers

Erem

With fixed cutting length

dpv*link* 9969

Article	L [mm]	A [mm]	Max Cu	Bevel	Cutting length
530E06	120	11.0	1.2 mm	without bevel	0.6 mm
530E08	120	11.0	1.2 mm	without bevel	0.8 mm
530E10	120	11.0	1.2 mm	without bevel	1.0 mm
530E12	120	11.0	1.2 mm	without bevel	1.2 mm
530E13	120	11.0	1.2 mm	without bevel	1.3 mm
530E15	120	11.0	1.2 mm	without bevel	1.5 mm

Distance cutting pliers

Erem

With fixed cutting length

dpv*link* 9974

Article	L [mm]	A [mm]	Max Cu	Bevel	Cutting length
549E	120	11.0	1.2 mm	without bevel	1.5 mm
549E10	120	11.0	1.2 mm	without bevel	1.0 mm
549E12	120	11.0	1.2 mm	without bevel	1.2 mm

Distance cutting pliers 530E15A

Erem

With variable cutting length

dpv*link* 9978

Article	A [mm]	Max Cu	Bevel	Cutting length
530E15A	11.0	1.2 mm	without bevel	1.2 - 6.0 mm

Stripping / crimping

Stripping tools Piergiacomi

Stripping tool SF-30.D

PIERGIACOMI

Patented, adjustable cable stripping pliers. Strips without damaging the wires. Length 141 mm, CU Ø 0.20-0.64 mm, 32-22 AWG

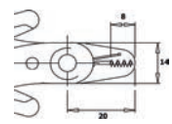

dpv*link* 2285

Article	Type
SF-30.D	**Stripping tool SF-30.D**

Stripping tool SFF-30.D

PIERGIACOMI

Not adjustable cable stripping pliers. On request available with other dimensions. Length 141 mm, CU Ø 0.32-0.51 mm, 28-24 AWG

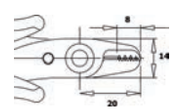

dpv*link* 2291

Article	Type
SFF-30.D	**Stripping tool SFF-30.D**

Stripping tool CSF 30.D

PIERGIACOMI

Cable stripping shears. Excellent cutting properties with a groove for stripping. Length 144 mm, CU Ø 0.40-1.30 mm, 26-16 AWG

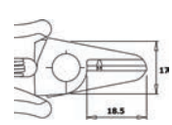

dpv*link* 2293

Article	Type
CSF-30.D	**Stripping tool CSF 30.D**

DPV ELEKTRONIK

Weitere Artikel finden Sie unter www.compumet.ch

Stripping tool CSP-30.1.D

Multi-purpose tool, resistant. Offers three different functions: SHEARS, CABLE STRIPPER, PLIERS. Length 165 mm, CU Ø 0.25-0.81 mm, 30-20 AWG

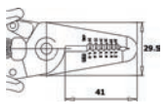

dpv*link* 2298

Article	Type
CSP-30.1.D	**Stripping tool CSP 30.1.D**

Stripping tool CSP.30.2.D

Multi-purpose tool, resistant. Offers three different functions: SHEARS, CABLE STRIPPER, PLIERS. Length 165 mm, CU Ø 0.81-2.59 mm, 20-10 AWG

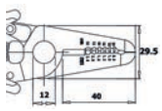

dpv*link* 2300

Article	Type
CSP-30.2.D	**Stripping tool CSP.30.2.D**

Cable tie cutting pliers CSP.30.4.D

Cable tie cutting pliers with clean cut for the removing of synthetic tapes/cable ties. Length 160 mm, max. Cu-Ø 10 mm, 000 AWG

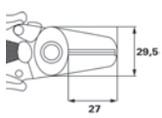

dpv*link* 22003

Article	Type
CSP-30.4.D	**Stripping tool CSP.30.4.D**

Stripping / crimping tools CK

Multifunctional stripper

for the stripping, cutting and crimping of wires; hardened steel blades for a long service life; automatic stripping of wires without adjustment; crimping of insulated and uninsulated terminal clamp; micro adjusting knob allows the stripping of wires of less 0.2 mm².

Capacities:

- Stripping: 0.2 - 6.0 mm² (copper or aluminium wire)
- Cutting: Wire with HRC 40-50
- Crimping: 1.2; 2.5; 6.0 mm insulated terminal clamps and 1.5; 2.5; 4.0 and 6.0 mm uninsulated terminal clamps, as well as uninsulated ring terminal

dpv*link* 10607

Article	Type
495001	Multifunctional stripper

Crimping pliers for wire end ferrules

Ratchet crimping pliers made of high-quality steel alloy with comfortable handles for crimping wire end ferrules; with blocking system and ground pressing jaws for a long and accurate crimping. Guarantees up to 30.000 crimp connections. With quick release lever, pressure setting, tested for a 100% correct dimensioning.

dpv*link* 10565

Article	L [mm]	Capacity	AWG
430018	190	0.,14 - 2.5 mm²	26 - 14
430029	190	0.25 - 6.0 mm²	20 - 10
430022	230	10.0 - 25.0 mm²	8 - 3

Crimping pliers for terminal clamps

Ratchet crimping pliers for insulated terminal clamps; color-coded for terminal clamps (red, blue and yellow); for cross-section 0.5-6 mm² / 20-10 AWG; pliers made of high-quality steel alloy with comfortable handles; with blocking system and ground jaws for a long and precise crimping. Guarantees up to 30,000 crimp connections; with quick release lever, with pressure setting. Tested for a 100% correct dimensioning; length: 220 mm

dpv*link* 10563

Article	L [mm]	Capacity	AWG
430021	220	0.5 - 6.0 mm²	20 - 10

ESD Precision stripping tool, adjustable

Adjustable ESD Precision stripping tool, made of dissipative material; adjustable to each 6 cable diameter; suitable for PVC, Teflon and other material; 50 mm scale with 1 mm division and adjustable length stop; specially hardened blades

dpv*link* 19323

Article	Max Cu
3757ESD-1	0.12 - 0.40 mm
3757ESD-2	0,25 - 0.80 mm
3757ESD-3	0.30 - 1.0 mm

ESD stripping pliers Ecotronic

ESD stripping pliers 3893

For a safe and non-damaging stripping of fine, insulated solid wire in applications during which damage caused by electrostatical charge must be avoided at all costs. Six preset blade pares for the stripping of the envelope of insulated, solid core wires.

dpv*link* 21294

Article	AWG	Max Cu	L [mm]
3893.ESD	20 - 30	0,2 - 0.8 mm	168
3894.ESD	16 - 26	0,4 - 1.3 mm	168
3895.ESD	10 - 20	0.8 - 2,6 mm	168

Stripping tools Knipex

Stripping pliers ISO 1000V

For single-, multi- and fine-wired conductors insulated with plastic / rubber, easy adjustment by knurled nut and lock nut, opening spring, special tool steel.

dpv*link* 8938

Article	L [mm]	Diameter	Capacity	AWG
K-1106.160	160	5.0 mm	10.0 mm²	7

Stripping diagonal cutting pliers ISO 1000V

Insulated, VDE-certified stripping cutting pliers, with precision stripping holes for single wire (massive) conductors. Induction-hardened precision cutting edges for soft wire (Ø up to 4.0 mm). Cutting hardness approx. 60 HRC, made of vanadium electric steel.

dpv*link* 8955

Article	L [mm]	Capacity	AWG
K-1426.160	160	1.5 - 2.5 mm²	15 - 13

Automatic stripping pliers

Gentle stripping of fine wires, clamping jaws hold the wire while stripping. Length stop for constant stripping lengths in serial work. Pressure spring to reach the starting position, robust light metal body.

dpv*link* 8940

Article	L [mm]	Diameter	Capacity	AWG
K-1211.180	180	0.5 - 2.0 mm		
K-1221.180	180		0.5 - 6.0 mm²	20 - 9

Universal stripping pliers

Easy stripping of difficult-to-process insulating materials such as Teflon®, silicone, RADOX®, Kapton® and rubber as well as multi-layer insulation. No damaging of conductors by precisely ground forming blades. Gentle stripping of fine wires; length stop, smooth-running mechanism, high ease of use due to the handy, compact design; 4 exchangeable blades.

dpv*link* 8943

Article	L [mm]	Capacity	AWG
K-121202.195	195	0.03 - 2.08 mm²	32 - 14
K-121206.195	195	0.,14 - 6.0 mm²	26 - 10
K-121210.195	195	2.5 - 10.0 mm²	13 - 7

Stripping pliers, self-adjusting

For single, multi- and fine-wired conductors insulated with plastic/rubber. Automatically adjusting to conductor cross-section. Cutting depth readjustable. Smooth-running mechanism, easily exchangeable blades and plastic clamping jaws with wire cutters (multi-wired up to 10 mm², single-wired up to 6 mm²), low weight, case made of tough, glass fiber reinforced plastic.

dpv*link* 8947

Article	L [mm]	Capacity	AWG	Length stop
K-1240.200	200	0.03 - 10.0 mm²	32 - 7	3.0 - 18.0 mm

Stripping pliers, self-adjusting

Fully automatic adjustment to the different insulation thicknesses depending on the cross-section; automatic setting of the cutting depth; clamping jaws made of steel with integrated cutting edges, with wire cutters (multi-wired up to 10 mm², single-wired up to 6 mm²); tough, glass fiber reinforced plastic case.

dpv*link* 8951

Article	L [mm]	Capacity	AWG
K-1242.195	195	0.03 - 10.0 mm²	32 - 7

DPV ELEKTRONIK

Weitere Artikel finden Sie unter www.compumet.ch

Stripping pliers, self-adjusting

Compact standard tool with slim head shape; for single-, multi- and fine-wired conductors; automatic adjustment to the conductor cross-section; high ease of use due to the handy and light design; length stop, wire cutters up to 2.5 mm², easily exchangeable blades, case made of tough, glass fiber reinforced plastic; with ergonomic soft plastic zone in the handles.

dpv*link* 8953

Article	L [mm]	Capacity	AWG
K-1262.180	180	0.2 - 6.0 mm²	24 - 10

Crimping tools Knipex

High-quality crimping pliers by Knipex for the professional crimping of wire end ferrules, plugs and cable connectors.

Wire end ferrule pliers

Wire end ferrule pliers for the crimping of wire end ferrules according to DIN 46228 parts 1 + 4, crimping in marked trapeze profiles for a safe connection of sleeve and conductor, vanadium steel.

dpv*link* 8998

Article	L [mm]	Capacity	AWG
K-9762.145A	145	0.25 - 2.5 mm²	23 - 13

Wire end ferrule pliers

Wire end ferrule pliers for the crimping of wire end ferrules according to DIN 46228 parts 1 + 4, especially suitable for the working on difficult to reach places, e.g. in narrow and deep electrical cabinets, special tool steel.

dpv*link* 9000

Article	L [mm]	Capacity	AWG
K-9772.180	180	0.25 - 16.0 mm²	23 - 5

Self-adjusting crimping pliers with square crimp

Crimping pliers with square crimp for the crimping of wire end ferrules. For standard, solderless, electrical connections, lateral insertion of the wire end ferrules, easy handling by self-adjustment, high ease of use, low weight, constantly high crimping quality by restraint lock (unlockable); crimping pressure factory-set; reinforcement by leverage.

dpv*link* 8991

Article	L [mm]	Capacity	AWG
K-975304.180	180	0.08 - 10.0 mm²	28 - 7

Self-adjusting crimping pliers with hexagonal crimp

Crimping pliers with hexagonal crimp, for the crimping of wire end ferrules; for standard, solderless, electrical connections, lateral insertion of the wire end ferrules; easy handling by self-adjustment; high ease of use, low weight, constantly high crimping qualitiy by restraint lock (unlockable), crimping pressure factory-set; reinforcement by leverage.

dpv*link* 8995

Article	L [mm]	Capacity	AWG
K-975314.180	180	0.08 - 6.0 mm²	28 - 10

Self-adjusting crimping pliers with square crimp

Crimping pliers with square crimp. For the crimping of wire end ferrules; for standard, solderless, electrical connections. Frontal insertion of the wire end ferrules; easy handling by self-adjustment, high ease of use, low weight, constantly high crimping quality due to restraint lock (unlockable); crimping pressure factory-set. Power increase by leverage.

dpv*link* 8993

Article	L [mm]	Capacity	AWG
K-975308.190	180	0.08 - 10.0 mm²	28 - 7

DPV ELEKTRONIK
dpv*link* - Produkte schnell finden!
www.compumet.ch
z.B.: dpv*link* 21010 → dpv*link* 21010

Crimping lever pliers

For solderless electrical connections. New leverage reduces 30% of the manual force compared to customary crimping pliers. Constantly high crimping quality by precision profiles and restraint lock (unlockable). Crimping pressure factory-set. Two-hand operation for large conductor cross-sections, good handling, balanced center of gravity, angled head and ergonomic handles.

dpv*link* 8977

Article	L [mm]	Capacity	AWG
K-975204.250	250	0.1 - 2.5 mm²	27 - 13
K-975205.250	250	0.5 - 6.0 mm²	20 - 10
K-975206.250	250	0.5 - 6.0 mm²	20 - 10
K-975208.250	250	0.25 - 6.0 mm²	23 - 10

Crimping pliers "PreciForce"

For solderless, electrical connections; high crimping quality by precision profiles and restraint lock (unlockable); precisely factory-set crimping pressure (calibrated). High power increase by leverage for low-fatigue work, good handling position, low weight, short, ergonomic design.

dpv*link* 8982

Article	L [mm]	Capacity	AWG
K-975230.220	220	1.5 - 10.0 mm²	15 - 7
K-975233.220	220	0.5 - 10.0 mm²	20 - 7
K-975234.220	220	0.1 - 2.5 mm²	27 - 13
K-975235.220	220	0.5 - 6.0 mm²	20 - 10
K-975236.220	220	0.5 - 6.0 mm²	20 - 10
K-975237.220	220	0.5 - 6.0 mm²	20 - 10
K-975238.220	220	0.25 - 6.0 mm²	23 - 10
K-975250.220	220		

Positioning aids for K-975235.220

dpv*link* 9020

Article	Type
K-974994	Positioning aids for K-975235.220
K-974995	Positioning aids for K-975235.220

Crimping pliers for Western plugs

Professional tool for cutting and stripping of flat, unshielded telephone cables. For the crimping of 6- and 8-pin Western plugs (RJ-11 / 12, RJ45). Exact crimping process by parallel crimping; constantly high crimping quality by restraint lock (unlockable), power increase by leverage for low-fatigue work; length cutter and dismantling knife for ribbon cables of 6 and 12 mm length, with stripping function for round cable.

dpv*link* 8973

Article		L [mm]
K-975110.190	Crimping pliers for Western plugs RJ 11/12 (6-pin) / RJ 45 (8-pin)	190

Crimping pliers for Western plugs

Professional tool for the cutting and stripping of flat, unshielded telephone cables for the crimping of 4-, 6-, 8-pin Western plugs. (type RJ10, RJ 11 / 12, RJ45). Exact crimping process by parallel crimping. Constantly high crimping quality due to restraint lock (unlockable), power increase by leverage for low-fatigue work; length cutter and dismantling knife for ribbon cables of 6 and 12 mm length.

dpv*link* 8975

Article		L [mm]
K-975112.200	Crimping pliers for Western plugs RJ 10 (4-pin) / RJ 11/12 (6-pin) / RJ 45 (8-pin)	200

dpv*link* 9018

Article	Type
K-975906	4 replacement blades for K-975112.200

DPV ELEKTRONIK
Weitere Artikel finden Sie unter www.compumet.ch

Crimp assortment for cable connectors

Crimp assortments for cable connectors, in the TANOS MINI-systainer® (stable plastic box), with two stackable plastic inserts with 6 trays for connectors, including a range of standard cable connectors

dpv*link* 9004

Article	Type
K-979021	**Crimp assortment for cable connectors** for cable connectors, with crimping pliers K-975236.220 and cable connectors, each with 25 pieces of K-97 99 01 / 02 / 14 / 15 / 16 / 17 / 18 / 34 / 35 and each with 20 pieces of K-97 99 21 / 22 / 36 in the TANOS MINI-systainer®
K-979022	**Crimp assortments for cable connectors** for cable connectors with crimping pliers K-975236.220, stripping pliers K-1242.195 and cable connectors each with 25 pieces of K-97 99 01 / 02 / 14 / 15 / 16 / 17 / 18 / 34 / 35 and each with 20 pieces of K-97 99 21 / 22 / 36 in the TANOS MINI-systainer®

Crimp assortments for wire end ferrules

Crimp assortments for wire end ferrules, in the TANOS MINI-systainer® (stable plastic box), with two stackable plastic inserts with 6 trays for connectors, with an assortment of wire end ferrules with / without plastic collar

dpv*link* 9017

Article	Type
K-979023	**Crimp assortment for wire end ferrules** Crimp assortment for cable connectors ++ KNIPEX++, with K-975236.220 crimping pliers and wire end ferrules, per 200 pieces 0.5 / 0.75 / 1.0 / 1.5 / 2.5 mm², per 100 pieces 4.0 / 6.0 mm², in the TANOS MINI-systainer®
K-979017	**Crimp assortment for wire end ferrules**

High-precision stripping tool

High-precision stripping tool MiniStrip

The new MiniStrip stripping tool especially designed for cables with small diameters. An absolutely precise and accurate repeatability in the stripping of wire ends is ensured by the four-blade system.

The coating is removed by cutting with rotating blades and strip-off in one single operation, strands are twisted at the same time, depending on the stripping length and cable. This method allows the easy processing of optical fibers, coaxial cables, and teflon-coated cables.

The high-precision stripping tool MiniStrip is quickly adjusted to different diameters and lengths by a calibrated scale. A locking screw allows the blocking of the diameter adjustment. The high-quality processing guarantees an accurate repeatability of the tool.

Properties

- Conductor diameter of 0.16 to 1.5 mm (15-34 AWG), according to insulation type 0.10 mm is possible (38 AWG)
- Maximum cable diameter 2.5 mm
- Stripping length up to 15 mm
- Stripping head with four-blade system
- Rotary cutting
- No damage of the conductors
- Stepless adjustment of diameter and length
- Mobile, can be used anywhere, no power supply required
- Suitable for PVC, Teflon, Kynar, and Kapton insulation

dpv*link* 15170

Article	Type
NI-010065	**MiniStrip standard** with 4 HSS blades
NI-010070	**MiniStrip Titan** 4 titanium-coated carbide blades and centering device
NI-010131	**MiniStrip advanced set (without MiniStrip)** Carrying case including table holder and tweezers as well as recesses for MiniStrip and blade sets
NI-010075	**Replacement blades HSS** Set = 4 pieces
NI-010079	**Replacement blades Titan** Set = 4 pieces

Other tools

Scalpels and scissors

Scalpel series 1

Scalpel handle and blades for all industrial applications

- high-quality materials - scalpel handle made of aluminium, scalpel blade made of carbon steel
- round handle
- easy exchange of the blades

dpv*link* 16049

Article	Type	PU
I-ACMH1	Scalpel handle 1 with scalpel blade ACM 11SM	1
I-ACM10SM	Scalpel blade ACM 10SM	5
I-ACM11SM	Scalpel blade ACM 11SM	5
I-ACM16SM	Scalpel blade ACM 16SM	5
I-ACM17SM	Scalpel blade ACM 17SM	5
I-ACM7SM	Scalpel blade ACM 7SM	5

Scalpel series 3

Scalpel handles and blades for all industrial applications

- small blades
- high-quality materials
- ergonomically shaped handle
- easy exchange of the blades



dpv*link* 16017

Article	Type	Material	PU
I-HANDLE-3	Scalpel handle 3	Stainless steel	1
I-HANDLE-5A	Scalpel handle 5A	Acrylic / blade holder of nickel	1
I-310	Scalpel blade 310	Carbon steel	5
I-310A	Scalpel blade 310A	Carbon steel	5
I-311	Scalpel blade 311	Carbon steel	5
I-312	Scalpel blade 312	Carbon steel	5
I-313	Scalpel blade 313	Carbon steel	5
I-314	Scalpel blade 314	Carbon steel	5
I-315	Scalpel blade 315	Carbon steel	5

Scalpel series 4

Scalpel handles and blades for all industrial applications

- large blades
- high-quality materials
- ergonomically shaped handles
- easy exchange of the blades



dpv*link* 16031

Article	Type	Material	PU
I-HANDLE-4	Scalpel handle 4	Stainless steel	1
I-HANDLE-6A	Scalpel handle 6A	Acrylic / blade holder of nickel	1
I-418	Scalpel blade 418	Carbon steel	5
I-419	Scalpel blade 419	Carbon steel	5
I-420	Scalpel blade 420	Carbon steel	5
I-421	Scalpel blade 421	Carbon steel	5
I-422	Scalpel blade 422	Carbon steel	5
I-423	Scalpel blade 423	Carbon steel	5
I-424	Scalpel blade 424	Carbon steel	5
I-425A	Scalpel blade 425	Carbon steel	5
I-426	Scalpel blade 426	Carbon steel	5
I-436	Scalpel blade 436	Carbon steel	5

Scalpel series 5

Scalpel handles and blades for all industrial applications

- high-quality materials - scalpel handle made of plastic (blade holder made of aluminium), scalpel blade made of carbon steel
- easy exchange of the blades



dpv*link* 16059

Article	Type	PU
I-ACMH5	Scalpel handle 5 with scalpel blade ACM 28SM	1
I-ACM18SM	Scalpel blade ACM 18SM	5
I-ACM22SM	Scalpel blade ACM 22SM	5
I-ACM24SM	Scalpel blade ACM 24SM	5
I-ACM28SM	Scalpel blade ACM 28SM	5
I-ACM2SM	Scalpel blade ACM 2SM	5

DPV ELEKTRONIK
Weitere Artikel finden Sie unter www.compumet.ch

Scalpel Trimaway

Scalpel with plastic handle and fixed blade made of carbon steel

Delivery including blade protection

dpv*link* 16069

Article	Type	PU
I-2338	Scalpel Trimaway	1

Scalpel Rectractaway

Scalpel with metal handle and exchangeable blade made of carbon steel (retractable)

Delivery including 5 x scalpel blade I-310A

Scalpel Retractaway can be combined with all scalpel blades of series 3

dpv*link* 16071

Article	Type	PU
I-2339	Scalpel Retractaway	1

Scalpel set

Scalpel set consisting of:

- scalpel handles 1, 2 and 5
- scalpel blades ACM 2SM (2x), ACM 3SM (2x), ACM 11SM, ACM 7SM, ACM 10SM, ACM 16SM, ACM 17SM, ACM 18SM, ACM 22SM, ACM 24SM and ACM 28SM

dpv*link* 16073

Article	Type
I-ACM-Set	Scalpel set

CK

Technician's case with/without basic equipment

Professional case, robust, washable, free-standing; equipped with essential tools; specially protected inside pocket for a notebook or sensitive equipment; two inside pockets for documents with carrying and shoulder straps.

dpv*link* 10569

Article	Type
2630MA	**Technician's case** (without equipment, empty)
1630FKIT	**Technician's case with basic equipment** small metal saw, cable stripping knife Jokari, automatic stripping pliers, VDE screwdrivers for terminal strips size 1 and 2 (combination PZD/slotted), VDE slotted screwdrivers 3 x 75 mm and 4 x 100 mm, VDE Phillips screwdrivers size 1 and 2, VDE Pozidriv screwdrivers size 1 and 2, voltage tester 65 mm, VDE combination pliers 205 mm, VDE diagonal cutting pliers 160 mm, VDE long-nosed pliers 175 mm, measuring tape 5 M, electrician's knife, universal cross-shaped key, (electrical cabinet key), plasterboard saw

Scissors for fiberglass

Fiberglass scissors especially for Kevlar fiber and many others materials.
Blades of high-alloy carbon steel with molybdenum and vanadium blades.
Suitable for left- and righthanders.

dpv*link* 21576

Article	L [mm]	Weight [g]
4505	160	90

Insertion tool

For the insertion of telecommunication and data cables into terminal clamps; wires are crimped and cut in one single operation; suitable for a variety of different terminal blocks e.g. crowns and similar products; handle contains a wire extractor hook and a grooving tool

dpv*link* 10596

Article	Type
495033	Insertion tool

Electrical cabinet key

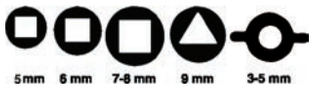

Universally usable electrical cabinet key for locking systems in the fields of electrical, air-conditioning and ventilation technology, electrical cabinets, etc.; includes 4 inserts, square in 6 and 8 mm, triangular in 8 mm, double wing; a bit adapter for 8 mm square and a double bit for Phillips screws size 2 and slotted screws 1.0 x 7 mm are also supplied

dpv*link* 10559

Article	Type
495002	**Electrical cabinet key**

Cross-shaped key

Universally applicable cross-shaped key for locking systems in the fields of gas and water supply, electrical, industrial, air-conditioning and ventilation, sanitary installations, electrical cabinets, etc.; includes 4 inserts: square 5,7 and 8 mm, triangular in 8/9 mm and tapered square for sizes from 4 to 10 mm, is delivered with bit adapter for 8 mm square and double bit for Phillips screws size 2 and slotted screws 1.0 x 7 mm

dpv*link* 10561

Article	Type
495015	**Cross-shaped key**

Adjustable wrench

with "Sure Drive" mouth profile - grips the screws heads and nuts at the sides and not at the corners thus avoiding a "spinning"; made of chrome-vanadium steel, matt chromed - especially robust and protected against rust; comfortable soft handle; metric and inch scale / mouth 18% wider than the standard models. With advices concerning the direction of rotation to protect the screws.

dpv*link* 10603

Article	Maulgröße [mm]	Länge [mm]
4365.150	24	150
4365.200	28	200
4365.250	38	250
4365.300	38	300

Inspection mirror

stainless steel; avec adjustable joint; mirror diameter 24 mm, total length 195 mm

dpv*link* 10587

Article	Länge [mm]	Ø-mm
5911.20	195	24

Telescopic inspection mirror

made of stainless steel; with joint adjustable on all sides; with pocket clip

dpv*link* 10589

Article	Länge [mm]	Ø-mm
5912.38	125-685	38
5912.55	125-560	55

Telescopic inspection mirror 55 mm

made of stainless steel; with joint adjustable on all sides; with plastic handle, mirror diameter 55 mm, length 250-780 mm

dpv*link* 10594

Article	Länge [mm]	Ø-mm
5914.55	250-780	55

Telescopic inspection mirror 32 mm

made of stainless steel; with joint adjustable on all sides; with pocket clip; mirror diameter 32 mm, length 180-520 mm

dpv*link* 10592

Article	Länge [mm]	Ø-mm
5913.32	180-520	32

Pocket spirit level

Multifunctional pocket spirit level with removable level part; with horizontal and vertical level; with magnetic base; the removable part has also a magnetic base and can be used as line level.

dpv*link* 10576

Article	Type
3482	Pocket spirit level

Measuring tape

complies with accuracy class II; made of robust, handy-shaped ABS plastic case with adjusting and stop knop; with belt clip. Tapes with abrasion-resistant nylon coating for wear and corrosion resistance; with metric scale; equipped with recoil dampers (5 m version)

dpv*link* 10600

Article	Type
3442.M5	Measuring tape 5 m
3442.M3	Measuring tape 3 m

DPV ELEKTRONIK
Weitere Artikel finden Sie unter www.compumet.ch

Wiha

wiha
Tools that work for you

MagicRing® hexagon ballpoint offset screwdriver set

9-piece set, matt chrome-plated, with MagicRing® of spring steel (from size 3 mm) holds all standard screws in any position, ballpoint allows the screwing at an angle of up to 25°. With space-saving ErgoStar holder for an easy removal.

dpv*link* 21865

Article	Type
369R.H9	**MagicRing® hexagon ballpoint offset screwdriver set** Sizes: 1.5, 2, 2.5, 3, 4, 5, 6, 8, 10

MagicRing® hexagon ballpoint offset screwdriver set (inch version)

13-piece set, matt chrome-plated, with MagicRing® of spring steel (from 1/8") holds all standard screws in any position, ballpoint allows the screwing at an angle of up to 25°. With space-saving ErgoStar holder for an easy removal.

dpv*link* 21866

Article	Type
369R.HZ13	**MagicRing® hexagon ballpoint offset screwdriver set (inch version)** Sizes: 0.05, 1/16, 5/64, 3/32, 7/64, 1/8, 9/64, 5/32, 3/16, 7/32, 1/4, 5/16, 3/8

Hexagon L-key set

11-piece L-key set, nickel-plated, with MagicRing® of chrome-vanadium-steel, compact fits perfectly into any folding rule pocket.

dpv*link* 21869

Article	Type
352.H11	**Hexagon L-key set** Sizes: 1.5, 2, 2.5, 3, 4, 5, 6, 7, 8, 9, 10

TORX® screwdriver set

13-piece TORX® set, of steel and titanium silver, completely hardened. Simple and quick removal.

dpv*link* 21871

Article	Type
366.SZ13TS	**TORX® screwdriver set** Sizes: TX5, TX6, TX7, TX8, TX9, TX10, TX15, TX20, TX25, TX27, TX30, TX40, TX45

Magnetizer

for magnetizing and demagnetizing of blades and similar tools made of steel

dpv*link* 10806

Article	Type
400.10	Magnetizer

Dial caliper dialMax® ESD

Scale 0.1 mm, made of electrostatically dissipative material, shock-proof dial, round scale adjustable to zero, comparative measurements possible. Outdoor, indoor, depth and stage measurements, for all working on electrostatically sensitive components.

dpv*link* 8633

Article	Type
314392.ESD	**Dial calipers dialMax ® ESD** Scale: 0.1 mm

Hexagon ballpoint MagicRing® PocketStar® fold-out holder

7-piece fold-out holder, galvanically finished blades with MagicRing®, made of spring steel (from size 3 mm); holds all standard screws in each position, ballpoint allows the screwing at an angle of up to 25°.

dpv*link* 9559

Article	Type
369R.P7	**Hexagon ballpoint MagicRing® PocketStar® fold-out holder** Sizes: 2, 2.5, 3, 4, 5, 6, 8

TORX® PocketStar® fold-out holder

8-piece fold-out holder, galvanically finished blades

dpv*link* 9563

Article	Type
363.P8	**TORX® PocketStar® fold-out holder** Sizes: TX9, TX10, TX15, TX20, TX25, TX27, TX30, TX40

TORX® Tamper resistant PocketStar® fold-out holder

8-piece fold-out holder, galvanically finished blades, with hole.

dpv*link* 9565

Article	Type
363TR.P8	**TORX® Tamper resistant PocketStar® fold-out holder** Sizes: TX9H, TX10H, TX15H, TX20H, TX25H, TX27H, TX30H, TX40H

DPV ELEKTRONIK
dpv*link* - Produkte schnell finden!
www.compumet.ch
z.B.: dpv*link* 21010 → dpv*link* 21010

Knipex

Knipex tools made of chrome-vanadium electric steel. In proven quality for individual use.

Pen-style electrical cabinet key

Pen-style electrical cabinet key easy to transport with fixing clip, four different key profiles can be utilized by folding out (square, triangular, double-bit inside/outside). With universal 1/4" bit holder and bit PH2. For electrical cabinets, barrier systems, air conditioning and ventilation systems, shut-off valves, main switchboards etc.

dpv*link* 9555

Article	Type
K-001107	**Pen-style electrical cabinet key** Square 5 / 6 / 8 mm, triangular 9 mm Double-bit ø 5 mm (inside) / Ø 9 mm (outside)

Water pump pliers SmartGrip

Automatic adjustment, one-hand operation; fine adjustment for favourable position of the handles; slim design, high stability, self-clamping on the workpiece protects against slipping; trap protection prevents contusions, gripping surfaces with specially hardened teeth (61 HRC), chrome-vanadium electric steel

dpv*link* 8916

Article	L [mm]	Nut Ø	Tube Ø
K-8501.250	250	36 mm	1 1/4 inch

Pliers wrench

Ideal for gripping, holding, pressing and bending of workpieces; no damage to edges of sensitive components due to backlash-free contact. Quick adjustment by pushing a button on the workpiece, no accidental adjustment of the gripping jaws; replaces a complete set of wrenches; stepless gripping of all width across flats, action between the gripping jaws allows a fast tightening and release by ratchet principle. High clamping force due to a tenfold increase of the manual force.

dpv*link* 9552

Article	L [mm]	Nut Ø	Tube Ø
K-8605.180	180	35 mm	1 3/8 inch
K-8605.250	250	46 mm	1 3/4 inch

Hightech water pump pliers Cobra

Quick, comfortable adjustment by pushing a button directly on the workpiece; fine adjustment for optimal adaption, high stability, self-clamping on the workpiece protecting from slipping; clamping protection prevents contusions, gripping surfaces with specially hardened teeth (61 HRC), chrome-vanadium electric steel

dpv*link* 8918

Article	L [mm]	Nut Ø	Tube Ø
K-8701.150	150	30 mm	1 1/4 inch
K-8701.180	180	36 mm	1 1/2 inch
K-8701.250	250	46 mm	2 inch
K-8701.300	300	60 mm	2 3/4 inch
K-8701.400	400	95 mm	3 1/2 inch
K-8701.560	560	120 mm	4 1/2 inch

Water pump pliers Cobra...matic

The proven Cobra with automatic adjustment; pliers can be opened with one hand, directly adjustable on the workpiece, closes by pushing a button; integrated spring is protected in the inner part of the handle; gripping surfaces with specially hardened teeth (61 HRC), chrome-vanadium electric steel

dpv*link* 8925

Article	L [mm]	Nut Ø	Tube Ø
K-8711.250	250	46 mm	2 inch

Multiple slip joint spanner

Replaces a complete set of wrenches. Backlash-free gripping of metric or imperial hexagon screw heads (no rounding), reliable and tight gripping of rounded, rusty or varnished nuts and screws. Ideal for locking nuts, high stability, trap protection prevents contusions, one-hand fine adjustment.

dpv*link* 8936

Article	L [mm]	Nut Ø	Tube Ø
K-8741.250	250	10 - 32 mm	3/8 - 1 1/4 inch

Water pump pliers Cobra ES

Slim design, long, pointed jaws; one-hand fine adjustment via button on the workpiece, reliable locking of joint bolt, no accidental adjustment, high stability, reliable gripping on flat parts by three-point support, self-clamping; trap protection prevents contusions; chrome-vanadium electric steel.

dpv*link* 8934

Article	L [mm]	Nut Ø	Tube Ø
K-8751.250	250	34 mm	1 1/4 inch

DPV ELEKTRONIK
Weitere Artikel finden Sie unter www.compumet.ch

Water pump pliers Alligator

High stability, self-clamping on tubes and nuts; trap protection prevents contusions, favorable leverage for optimal power transmission, gripping surfaces with specially hardened teeth (61 HRC), chrome-vanadium electric steel.

dpv*link* 8928

Article	L [mm]	Nut Ø	Tube Ø
K-8801.180	180	36 mm	1 1/2 inch
K-8801.250	250	46 mm	2 inch
K-8801.300	300	60 mm	2 3/4 inch

Water pump pliers Alligator ISO 1000V

Insulated, VDE tested, high stability, self-clamping on tubes and nuts; trap protection prevents contusions, favorable leverage for optimal power transmission; gripping surfaces with specially hardened teeth (61 HRC), chrome-vanadium electric steel.

dpv*link* 8932

Article	L [mm]	Nut Ø	Tube Ø
K-8806.250	250	46 mm	2 inch

Pneumatic cutter

Erem pneumatic cutter 1500BSF

The Erem 1500BSF is a small, light and precise pneumatic tool. The variety of different cutting heads makes the pneumatic cutter Erem 1500 BSF a very versatile tool, e.g. for the cutting of conventional components, soft metals or small plastic parts. It requires 4-6 bar oil-free, clean compressed air.

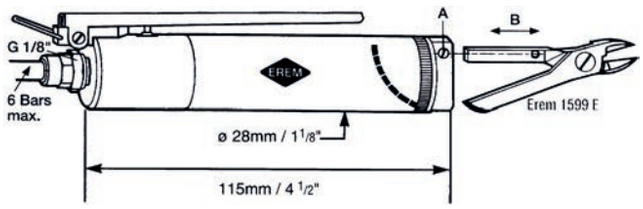

dpv*link* 3446

Article	Type
1500BSF	**Pneumatic cutter** incl. hose, stronger version

Cutting head 1503E

Tip cutter angled by 30°, without bevel, special tool steel, non-reflective; max. CU Ø 1.2 mm

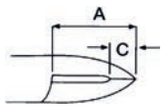

dpv*link* 6014

Article	Type
1503E	**Cutting head 1503E**

Cutting head 1512N

Diagonal cutting pliers, oval head with bevel, special tool steel, non-reflective, max. CU Ø 1.6 mm

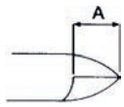

dpv*link* 6015

Article	Type
1512N	**Cutting head 1512N**

Cutting head 1522N

Erem

Diagonal cutting pliers, oval head, for planar cut without bevel, special tool steel, non-reflective, max. CU Ø 1.6 mm

dpv*link* 6021	
Article Type	
1522N	**Cutting head 1522N**

Cutting head 1522NB

Erem

Diagonal cutting pliers, recessed head for better a access in narrow places, without bevel, special tool steel, non-reflective, amx. CU Ø 1.2 mm

dpv*link* 6020	
Article Type	
1522NB	**Cutting head 1522NB**

Cutting head 1522NA

Erem

Diagonal cutting pliers, beveled head for a better access in narrow places, without bevel, non-reflective, max. CU Ø 1.4 mm

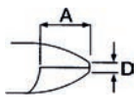

dpv*link* 6018	
Article Type	
1522NA	**Cutting head 1522NA**

Pneumatic cutter TPP

PIERGIACOMI

The pneumatic cutting pliers TPP is a small, precise, handy tool for the cutting of components.
The pneumatic cutting pliers consists of a basic tool that can be equipped with cutting heads.

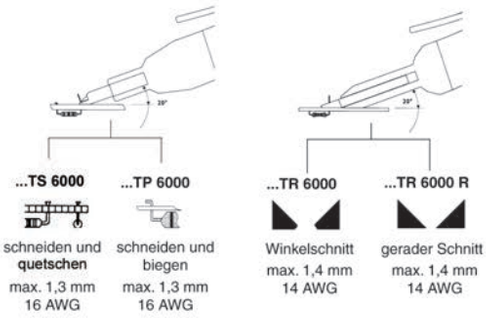

Technical data:

Compressed air supply: 5-6 bar
Cutting force of the cylinder: 220 N (22 kg)

dpv*link* 3406	
Article	Type
TPP	**Pneumatic cutter TPP** without cutting head

DPV ELEKTRONIK
Weitere Artikel finden Sie unter www.compumet.ch

Pneumatic cutter TPP complete tool

dpv*link* 3408

Article	Type
TPP-Set	**Pneumatic cutter TPP, including** cutting heads TP-6000/TR-6000/TR-6000-R and carrying case
TPP-TP6000	**Pneumatic cutter TPP-TP 6000** cutting & bending, max 1.02 mm 18 AWG, complete
TPP-TP6000-15	**Pneumatic cutter TPP TP 6000-15** cutting & bending 30°, max 1.02 mm 18 AWG, complete
TPP-TS6000	**Pneumatic cutter TPP-TS 6000** cutting and squeezing, max 1.3 mm 16 AWG, complete
TPP-TR6000	**Pneumatic cutter TPP-TR 6000** angle cut, max 1.60 mm 14 AWG, complete
TPP-TR6000-10	**Pneumatic cutter TPP-TR 6000-10** cut 1.0 mm above the PCB, max. 1.6 mm 14 AWG, complete
TPP-TR6000-13	**Pneumatic cutter TPP-TR 6000-13** cut 1.3 mm above the PCB, max. 1.6 mm 14 AWG, complete
TPP-TR6000-15	**Pneumatic cutter TPP-TR 6000-15** cut 1.5 mm above the PCB, max. 1.6 mm 14 AWG, complete
TPP-TR6000R	**Pneumatic cutter TPP-TR 6000 R** straight cut, max 1.60 mm 14 AWG, complete
TPP-TR6000PR	**Pneumatic cutter TPP-TR 6000 PR** straight cut / without bevel, max. 1.3 mm 16 AWG, complete

Pneumatic cutter TPP cutting heads, complete

dpv*link* 3416

Article	Type
TP-6000	**Cutting head TP 6000 for TPP** cutting & bending, max 1.02 mm / 18 AWG
TP-6000-15	**Cutting head TP 6000-15 for TPP** cutting & bending, max 1.02 mm / 18 AWG
TS-6000	**Cutting head TS 6000 for TPP** cutting and squeezing, max 1.3 mm / 16 AWG
TR-6000	**Cutting head TR 6000 for TPP** angle cut, max 1.60 mm / 14 AWG
TR-6000-10	**Cutting head TR 6000-10 for TPP** smooth distance cut 1.0 mm, max 1.6 mm / 14 AWG
TR-6000-13	**Cutting head TR 6000-13 for TPP** smooth distance cut 1.3 mm, max 1.6 mm / 14 AWG
TR-6000-15	**Cutting head TR 6000-15 for TPP** smooth distance cut 1.5 mm, max 1.6 mm / 14 AWG
TR-6000-R	**Cutting head TR 6000 R for TPP** straight cut, max 1.6 mm / 14 AWG
TR-6000-PR	**Cutting head TR 6000 PR for TPP** smooth cut, max 1.3 mm / 16 AWG

Replacement blade for cutting heads pneumatic cutter TPP

dpv*link* 15438

Article	Type
TSR-6000	**Replacement blade for cutting head TP 6000** cutting & bending, max 1.02 mm / 18 AWG
TSR-6000-15	**Replacement blade for cutting head TP 6000-15** cutting and bending, max 1.02 mm / 18 AWG
CL-TS-6000	**Replacement blade for cutting head TS 6000** cutting and squeezing, max 1.3 mm / 16 AWG
CL-6000	**Replacement blade for cutting head TR 6000** angle cut / with bevel, max. 1.60 mm / 14 AWG
CL-6000-10	**Replacement blade for cutting head TR 6000-10** smooth distance cut 1.0 mm, max 1.6 mm / 14 AWG
CL-6000-13	**Replacement blade for cutting head TR 6000-13** smooth distance cut 1.3 mm, max 1.6 mm / 14 AWG
CL-6000-15	**Replacement blade for cutting head TR 6000-15** smooth distance cut 1.5 mm, max 1.6 mm / 14 AWG
CL-6000-R	**Replacement blade for cutting head TR 6000 R for TPP** straight cut, max 1.6 mm / 14 AWG
CL-6000-PR	**Replacement blade for cutting head TR 6000 PR** smooth cut, max 1.3 mm / 16 AWG

Processing tools

Insertion and processing tools

Zipp-Zapp

Special pliers for removing plugs on packaging rails

Application:
Place the Zipp-Zapp vertically and close it.
When closing the pliers, razor-sharp grippers slide under the head of the plug. A receiving pocket holds the plug tight so that it cannot fall into the machines and devices.
Tilt the Zipp Zapp sideways.

dpv*link* 2403

Article	Type
8860002.DPV	**Zipp-Zapp**

PLCC Extractor

Universally usable for all PLCC components (20-124 pins); made of dissipative plastic; hooks made of stainless, hardened steel; for the use in ESD areas; with spring for an automatic opening.

dpv*link* 10598

Article	Type
2371	PLCC Extractor

Handling systems

VAMPIRE vacuum pipette

VAMPIRE vacuum pipette

The vacuum pipette "VAMPIRE" is a handy and battery-free tool, ideal for the handling and positioning of SMD components. Excellent suction capacity and its high-performance suction nozzles allow the lifting of components up to the weight of 120 g. Due to the electrical conductivity of all components, the vacuum pipette "VAMPIRE" can be used in ESD protected areas.

Scope of delivery:

- Vacuum pipette "VAMPIRE" (ESD compatible)
- ESD suction nozzle straight
- ESD suction nozzle bent 45°
- 3 x ESD sictopm cup Ø 4 mm, Ø 6 mm and Ø 9 mm
- lubrifiant set

dpv*link* 15168

Article	Type
694.200	**VAMPIRE vacuum pipette standard**

PEN-VAC and accessories

With this PEN-VAC, a vacuum pipette without external pump, it is possible to lift, to transport and putting down small components with a smooth surface up to a weight of 200 g. The pipette itself has a weight of less than 50 g. It is smaller than a ballpoint pen and is equipped with a clip. A reserve sleeve for suction nozzles and rubber is available.

PEN-VAC-ORIGINAL vacuum pipette

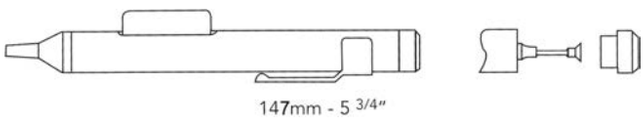

Complete set, including 6 suction nozzles (straight and bent in Ø 9.53 mm, Ø 6.35 mm, Ø 3.18 mm)

dpv*link* 2232

Article	Type
694.030	**PEN-VAC ORIGINAL - V8901-LMS-ESD.Set** Length 147 mm, incl. 6 suction nozzles
694.031	**PEN-VAC ORIGINAL - V8901-ESD** Length 147 mm, without suction nozzles / suction cups

PEN-VAC PRO SERIES vacuum pipette

Set complete, including 4 suction nozzles (Ø 9.53 mm, 2 x Ø 6.35 mm, Ø 3.18 mm)

dpv*link* 7673

Article	Type
694.005	**PEN-VAC PRO SERIES - V8910-ESD.Set** Length 127 mm, incl. 4 suction nozzles
694.006	**PEN-VAC PRO SERIES - V8910-ESD** Length 127 mm, without suction nozzles / suction cups

HANDY-VAC

Set, complete with 4 or 6 suction nozzles

dpv*link* 7679

Article	Type
694.000	**HANDY-VAC "KIT" HV-6/ESD** Length 70 mm, incl. 6 suction nozzles (straight and bent in Ø 9.53 mm, Ø 6.35 mm, Ø 3.18 mm)
694.002	**HANDY-VAC "KIT" HV-4/ESD** Length 70 mm, incl. 4 suction nozzles (1 suction nozzles in Ø 9.53 mm, Ø 6.35 mm, Ø 3.18 mm bent by 45° + 1 suction nozzle Ø 6.35 mm straight)
694.001	**HANDY-VAC - ESD** Length 70 mm, without suction nozzles / suction cups

PAC-VAC portable ESD

Portable vacuum handling system, battery-operated (9V alkaline, 8 hours operating time), with 1.2 m spiral hose wire (Ø 1.6 mm), set with 7 vacuum tips VCS-7-B, vacuum pipette V3020-RF-1/16, with belt / pocket clip on the housing, weight 156 g.

dpv*link* 12212

Article	Type
694.120	**PAC-VAC Portable ESD**

ESD suction nozzles with suction cup - accessories/replacement

The ESD suction nozzles with suction cup are suitable for the use up to 230°C (445°F). Can be used for other systems due to standard socket.

dpv*link* 2236

Article	Version	Diameter
694.044BB	straight	2.38 mm
694.045BB	bent	2.38 mm
694.032	straight	3.18 mm
694.033	bent	3.18 mm
694.046	straight	4.76 mm
694.047	bent	4.76 mm
694.034	straight	6.35 mm
694.035	bent	6.35 mm
694.036	straight	9.53 mm
694.037	bent	9.53 mm
694.038	straight	12.70 mm
694.039	bent	12.70 mm
694.040	straight	15.88 mm
694.041	bent	15.88 mm
694.042	straight	19.05 mm
694.043	bent	19.05 mm

ESD suction cups accessories/replacement

The ESD suction cups are suitable for the use up to 230°C (445°F).

dpv*link* 7657

Article	Version	Diameter
694.045-BB.S	standard	2.38 mm
694.033.S	standard	3.18 mm
694.047.S	standard	4.76 mm
694.035.S	standard	6.35 mm
694.037.S	standard	9.53 mm
694.039.S	standard	12.70 mm
694.041.S	standard	15.88 mm
694.043.S	standard	19.05 mm

Suction nozzles, bent

Erem

Suction nozzles made of stainless steel, bent by 45°. For working with adapter 3200 or 3232

dpv*link* 4593

Article	Type
3303	**Suction nozzle bent 45° 3303** 0.16 mm, stainless steel; for working with adapter 3231

DPV ELEKTRONIK

Weitere Artikel finden Sie unter www.compumet.ch

Machines Devices

PCB separators

MAESTRO 2 / 2M 488
MAESTRO 3E 489
MAESTRO 4S 490
Accessories / spare parts for MAESTRO 490
MAESTRO 6 492
MAESTRO 5L 493

Off-cut remover

Off-cut remover Hektor 494
Off-cut remover DPP 495
Off-cut remover DP manual 496

Component counting devices

County EVO 496
County S EVO 497
Accessories County EVO 497

Component counting balances

Component counting balances 498

Component processing

CUTBEND 501
VARIOCUT 502
Component processing OLAMEF 502

Cut-off saw

Cut-off saw 511

Film sealing devices - Vacuum machines

Vacuum sealers 512

PCB separators

MAESTRO 2 / 2M

MAESTRO 2 manual / MAESTRO 2 M with motor cab

The compact MAESTRO 2 separates PCBs in a quick and economical way, needs only a small work space.

MAESTRO 2
The inexpensive entry-level model for the small demand. The PCB is manually fed between the circular blades and separated.

MAESTRO 2 M with motor
Separates larger quantities without fatigue. The lower circular blade is driven by a motor. The PCB is inserted, the circular blade seizes, transports and separates it. Three speeds can be chosen.

Strain of the components
For critical components an upper limit of the tensile stress is often determined. Please ask us for the possibilities to reduce the tensile stress of the component.

Safe handling
The PCB is inserted and separated. The distance between the upper guide **1** and the lower guide **2** is set so low that the PCB can only be fed in the pre-scored groove.

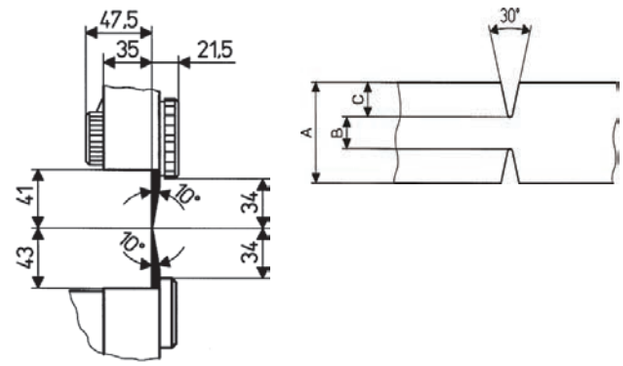

- Maximum height of the component on the pre-scored groove.
- The pre-scored groove can be interrupted by cut-outs of up to 5 mm length.

PCB

PCB thickness A:	0.8 - 3.2 mm
Remaining thickness B typical:	1/3 of size A, max. 0.8 mm
Depth of scoring C:	min. 0.25 mm
Extension of the external dimensions after the separation:	0.1 - 0.2 mm

Technical data

Separation principle:	Component side: circular blade Solder side: circular blade
Separation process:	MAESTRO 2 manual
	MAESTRO 2 M motor drive
Separation speed:	2M 100/200/300 mm / sec.
Cutting length:	15-300 mm
Supply voltage:	switchable, 2M 230/115 V ^ 50-60 Hz
Grounding push button:	Ø 10 mm
Operating temperature:	10 - 35°C
Storage / transport temperature:	20 - 50°C
Humidity non-condensing:	10 - 85 %
Safety requirements:	CE, FCC class 1
Weight:	MAESTRO 2 16 kg
	MAESTRO 2 M 19 kg
Dimensions H x W x D:	330 x 195 x 620 mm

The products meet the safety requirements of the EC directives. An EC declaration of conformity is supplied with the devices.

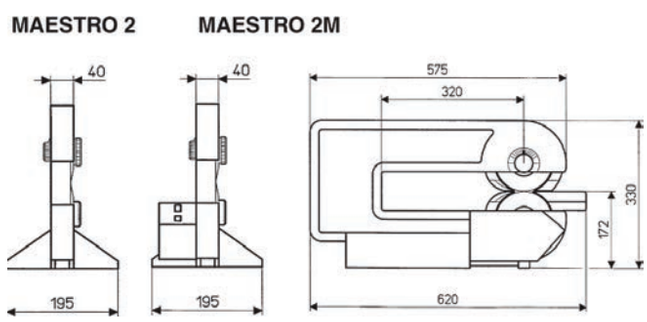

dpv*link* 5393

Article	Type
8933900	**PCB separator MAESTRO 2, manual**
8933935	**PCB separator MAESTRO 2 M, with motor**

DPV ELEKTRONIK
Weitere Artikel finden Sie unter www.compumet.ch

MAESTRO 3E

MAESTRO 3E



The MAESTRO 3E separates large and small PCBs. The table and the rest are steplessly adjustable to the best working position. The distance between linear blade and the rest can be adjusted in such a way that the edge strips fall through and sorted out.

Strain of the components
For critical components an upper limit of the tensile stress is often determined. Please ask us for the possibilities to the reduce the tensile stress of the component.

Safe handling
The PCB is placed with the pre-scored groove onto the linear blade. The circular blades are drawn by hand across the PCB. The distance between the upper guide and the linear blade is adjusted in such a way that the PCB can only be separated in the pre-scored groove.



The pre-scored groove can arbitrarily be interrupted by cut-outs.

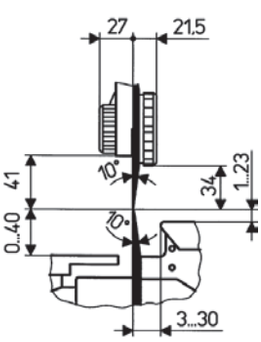

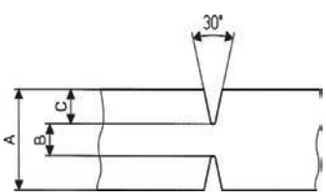

For protruding parts the linear blade must be recessed.
Request if necessary.

PCB

PCB thickness A:	0.8 - 3.2 mm
Remaining thickness B typical:	1/3 of size A, max. 0.8 mm
Depth of scoring C:	min. 0.25 mm
Extension of the external dimensions after the separation:	0.1 - 0.2 mm

Technical data

Separation principle:	Component side: circular blade Solder side: linear blade
Separation process:	manual
Cutting length:	max. 450 mm
Grounding push button:	Ø 10 mm
Operating temperature:	10 - 35°C
Storage / transport temperature:	20 - 50°C
Humidity non-condensing:	10 - 85 %
Safety requirements:	CE, FCC class 1
Weight:	22 kg
Dimensions H x W x D:	455 x 350 x 700 mm

The products meet the safety requirements of the EC directives. An EC declaration of conformity is supplied with the devices.

MAESTRO 3E

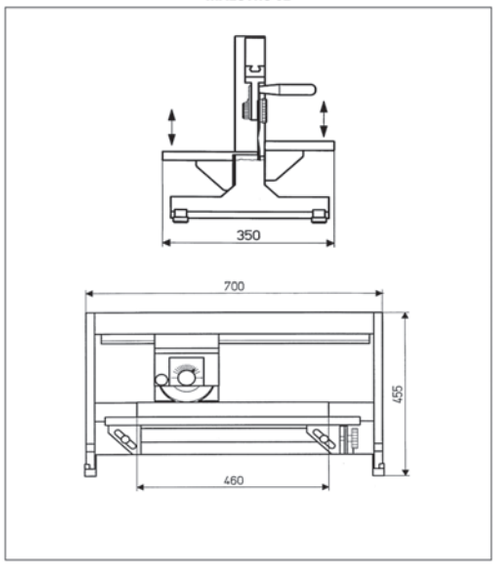

dpv*link* 5471

Article	Type
8933945	**PCB separator MAESTRO 3E / 450 manual** Cutting length of max. 450 mm

DPV ELEKTRONIK
dpv*link* - Produkte schnell finden!
www.compumet.ch
z.B.: dpv*link* 21010 → dpv*link* 21010

MAESTRO 4S

MAESTRO 4S

Stressless cutting of pre-scored PCBs
MAESTRO 4S meets your expectations of versatility for the following requirements:

- Directly to the pre-scored groove there are sensitive equipped components
- You cut PCBs with a width of up to 3.2 mm
- Aluminium PCBs have to be cut

The PCB separator MAESTRO 4S moves across the pre-scored groove in up to five operation steps. During this precedure the distance of the blades is reduced in programmable steps between 0.6 mm and 0.05 mm. Up to eight programs can be stored in the control panel.
Moving across the pre-scored groove for several times minimizesminimiert tensile and pressure and thus the danger that sensitive components located near the pre-scored groove are damaged. Thick PCBs of FR4 or aluminium are cut without rest by this procedure.
Increasing the factory-set blade distance by 0.1 mm already reduces the tensile and pressure strength by 50 %. Increasing the mm, the stress is minimized by more than 10 times

Technical data:

Separation principle	component side: circular blade solder side: linear blade
Separation process	optimized, motorized
Separation speed	300, 500 mm/s, switchable
Materials	FR4, aluminium
Height of component	component / solder side up to 34 mm
Separation length	up to 450 mm (model 4S / 450) up to 600 mm (model 4S / 600)
Depth of support table	200 mm
Voltage	100 - 240 VAC, 50/60 Hz
Emission sound pressure level	LpA < 70 dB (A)
Temperature / operation	+ 10 - 35°C / 10 - 85 %
Humidity storage	0 - 60°C / 20 - 80 %
not condensing transport Transport	– 25 - 60°C / 20 - 80 %
Width x height x depth	702 x 434 x 425 mm (model 4S / 450) 852 x 434 x 425 mm (model 4S / 600)
Weight	38 kg (model 4S / 450) 46 kg (model 4S / 600)
Approvals	CE, FCC Class A

Programming

Start	Go to start position
Programs	9
Separating steps	1 - 5
Blade distance	0.9 - 0.05 mm
Key button	Unlock program selection
Display cutting performance	up to 99 km
DEL	Reset the steps
Power switch	ON/OFF
Foot switch	START separation process
Safety swith	Emergency stop

dpv*link* 17676

Article	Type
8936800	**PCB separator MAESTRO 4S / 450** with motor drive, cutting length 450 mm with upper circular blade for FR4 PCBs (art.Nr. 8930509)
8936800-ALU	**PCB separator MAESTRO 4S / 450** with motor drive, cutting length 450 mm with circular blade for aluminum PCBs (art.Nr. 8936895)
8936745	**PCB separator MAESTRO 4S / 600** with motor drive, cutting length 600 mm with upper circular blade for FR4 PCBs (art.Nr. 8930509)
8936745-ALU	**PCB separator MAESTRO 4S / 600** with motor drive, cutting length 600 mm with circular blade for aluminum PCBs (art.Nr. 8936895)
8931240	**Conveyor belt for MAESTRO** 4S / 450, 4M / 450 and Clean variants

Accessories / spare parts for MAESTRO

Spare parts Maestro 2 / 2M

	Spare parts	
	8930501.03-DPV	**Upper circular blade type 03 / in-line DPV** with titanium coating for FR4 PCBs
	8930509	**Upper circular blade "Ti"** with titanium coating for FR4 PCBs
	8933661	**Lower circular blade "Ti"** with titanium coating
	8930744	**Protection upper blade**
	8930745	**Protection lower blade**

DPV ELEKTRONIK
Weitere Artikel finden Sie unter www.compumet.ch

Accessories / spare parts MAESTRO 3E

Spare parts

8930501.03-DPV **Upper circular blade type 03 / in-line DPV**
with titanium coating

for FR4 PCBs

8930509 **Upper circular blade "Ti"**
with titanium coating

for FR4 PCBs

8933394 **Linear blade 450 "TI"**

8930602 **Protection 1 / to serial no. 1999**

8936614 **Protection 1 / from serial no. 2000**

8930603 **Protection 2 / to serial no. 1999**

8936615 **Protection 2 / from serial no. 2000**

Accessories

8970208 **Measuring device**

Accessories / spare parts MAESTRO 4M and 4S

Spare parts

8930501.03-DPV **Upper circular blade type 03 / in-line DPV**
with titanium coating

for FR4 PCBs

8930509 **Upper circular blade "Ti"**
with titanium coating

for FR4 PCBs

8936895 **Upper circular blade "Ti"**
with titanium coating

for aluminium PCBs

8933394 **Linear blade 450 "TI"**

8933931 **Linear blade 450 clean "TI"**
for MAESTRO 4M / 450 clean

8930602 **Protection 1 / to serial no. 1999**

8936614 **Protection 1 / from serial no. 2000**

8930603 **Protection 2 / to serial no. 1999**

8936615 **Protection 2 / from serial no. 2000**

8933933 **Circular blade upper 4M / 70 "TI"**
Passage height 70 mm

8930755 **Protection 1 / 70 (for 4M / 70)**

8930756 **Protection 2 / 70 (for 4M / 70)**

Accessories

8970208 **Measuring device**

Spare parts MAESTRO 6

dpv*link* 21957

Article	Type
8936446	**Circular blade 60 FR4**
8936507	**Circular blade 60 ALU**
8933682	**Linear blade 600** Titanium/Nitrite linear blade for Maestro 3, Maestro 4 and Maestro 6
8936480	**Measuring device 6/x03**

DPV ELEKTRONIK

dpv*link* - Produkte schnell finden!
www.compumet.ch
z.B.: **dpv*link* 21010** → **dpv*link* 21010**

MAESTRO 6

MAESTRO 6

PCB Separator MAESTRO 6 for separating pre-scored PCBs

MAESTRO 6 is a further development of the previous CAB PCB separators and can be used to separated PCBs up to 1,200 mm in length in an easy and efficient way and with a minimum of stress on the material. The separation and removal is optimally possible as the power unit of the carriage is right behind the linear blade.

Features:

- individually adjustable circular blades
- separation length steplessly adjustable
- ergonomic support table
- indication of the cutting performance

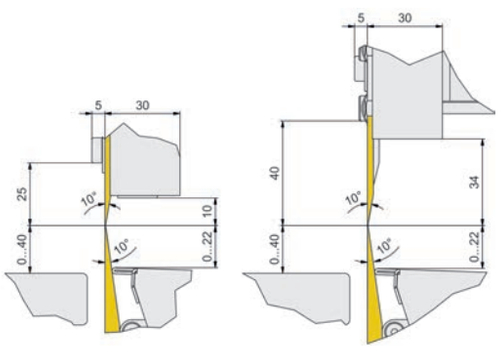

Operating keys

- Move carriage to initial position
- Separation length adjustment:
  - PCB separation in two steps
  - PCB separation in three steps
- Separation speed adjustment
- Indication of total cuts (up to 9999)
- Indication of total separation length (up to 9999 km)
- "Emergency stop" safety switch
- Foot switch to start separation



Technical data:

Model	6/603	6/903	6/1203
Separation principle component side / solder side	3 circular blades / linear blades		
Separation process	optimized		
Separation speed	up to 500 mm / s		
Material	FR4, CEM3, aluminum		
Height of component component side / solder side	up to 16 mm		
Separation length up to	600 mm	900 mm	1200 mm
Depth of support table	200 mm		
Voltage	100 - 240 VAC, 60 / 60 Hz		
Emission sound pressure level	LpA < 70 dB (A)		
Temperature / humidity operation	+ 5 °C - 40 °C / 10 - 85 % not condensing		
Temperature / humidity storage	+ 0 °C - 60 °C / 20 - 80 % not condensing		
Temperature / humidity transport	-25 °C - 60 °C / 20 - 80 % not condensing		
Weight	40 kg	45 kg	50 kg
Height x depth	350 x 450 mm		
Width	1150 mm	1450 mm	1750 mm
Approvals	CE, FCC, class A		

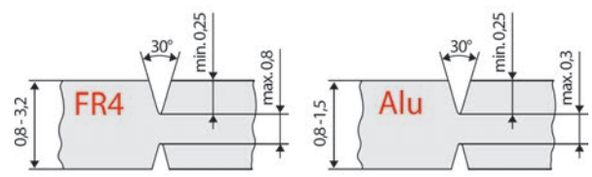

The pre-scored groove can be interrupted by cut-outs.

Typical 0.2 mm extension of the external dimensions after the separation.

dpv*link* 21949

Article	Type
8936510	**PCB separator MAESTRO 6 / 603** with motor drive, cutting length 600 mm with 3 circular blades in the upper part for FR4 PCBs
8936510-ALU	**PCB separator MAESTRO 6 / 603** with motor drive, cutting length 600 mm with 3 circular blades in the upper part for aluminum PCBs
8936500	**PCB separator MAESTRO 6 / 903** with motor drive, cutting length 900 mm with 3 circular blades in the upper part for FR4 PCBs
8936500-ALU	**PCB separator MAESTRO 6 / 903** with motor drive, cutting length 900 mm with 3 circular blades in the upper part for aluminum PCBs
8936490	**PCB separator MAESTRO 6 / 1203** with motor drive, cutting length 1200 mm with 3 circular blades in the upper part for FR4 PCBs
8936490-ALU	**PCB separator MAESTRO 6 / 1203** with motor drive, cutting length 1200 mm with 3 circular blades in the upper part for aluminum PCBs
8936570	**PCB separator MAESTRO 6 / 1503** with motor drive, cutting length 1500 mm with 3 circular blades in the upper part for FR4 PCBs
8936570-ALU	**PCB separator MAESTRO 6 / 1503** with motor drive, cutting length 1500 mm with 3 circular blades in the upper part for aluminum PCBs

DPV ELEKTRONIK
Weitere Artikel finden Sie unter www.compumet.ch

MAESTRO 5L

MAESTRO 5L



Strain of the components
For critical components an upper limit of the tensile stress is often determined. Please ask us for the possibilities to reduce the tensile stress of the components.

MAESTRO 5L
It is an economical machine if large quantities of pre-scored PCBs are separated. Easy handling with the clear control panel. Up to 10 circular blades separate the PCBs, with a width to 310 mm, at the same time. Sensors monitor the separation process. The panels are inserted manually or are automatically fed by a loading station. The installation in an assembly line is also possible. Provided by default: the SMEMA interface. The PCB separator MAESTRO 5L will be adapted to your PCB size and your requirements. Panel widths larger than 310 mm are available on request. A display shows the separation speed, cutting length, and number of panels.

Messerwellen

Adjustment
The distance between the upper and lower circular blades is precisely adjusted via an eccentric. If service is needed, both shafts with mounted circular blades are simply removed.

The width of the PCB feeder can be adjusted precisely. The distance of the upper to the lower circular blade is adjusted with a fine thread on the shaft.

MAESTRO 5L mit Untergestell

The conveyor belts, the circular blades and the drive are installed in a robust aluminium housing. The max. panel width is up to 310 mm in case of MAESTRO 5L.
Larger PCBs available on request.

With an additional conveyor belt for processing of the individual PCBs after the separation.

Safe handling
The handling is easy and comfortable. The feeding of the PCB takes place by hand or automatically within the assembly line, or by a loading station located in front of the line.

The separated PCBs are received by a conveyor belt. Dividers and edge strips fall through into the container below.

From the conveyor belt, the PCBs are taken by hand or passed to a following transport unit for further processing.

A light barrier at the end of the transport distance prevents an unintentional falling of the PCBs.

Gentle separation
The PCB is separated with nearly zero potential due to the special sharpening of the circular blades.

The distance of the circular blade is adapted with spacer rings to the PCB width according to customer's requirements.

PCB

A PCB thickness:	1.0 - 3.2 mm
B remaining PCB thickness:	min. 0.30 mm typical 1/3 of size A max. 0.60 mm
C depth of scoring:	min. 0.30 mm
Extension of the external dimensions after the separation:	0.1 - 0.2 mm

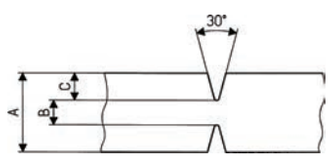

Technical data

Separation principle:	top circular blade, bottom circular blade
Separation process:	Motor drive
Seperation speed:	100-220 mm / sec. adjustable in 10 steps
Cutting length:	with activated light barrier 100-570 mm
	with deactivated light barrier > 100 mm
Width off-cut:	min. 3 mm
Component height / component side:	max. 30 mm
Component height / solder side:	max. 10 mm
Number of circular blades:	up to 10
Panel width:	up to 310 mm
PCB width:	10-290 mm
Supply voltage:	switchable 115/230 V ^ 50-60 Hz
Operating temperature:	10°C to 35°C
Storage / transport temperature:	-20°C to 50°C
Humidity non-condensing:	10% to 85%
Weight:	63 kg

The devices meet the safety requirements of the EC directives. An EC declaration of conformity is supplied with the devices.

DPV ELEKTRONIK
dpvlink - Produkte schnell finden!
www.compumet.ch
z.B.: dpvlink 21010 → dpvlink 21010

MAESTRO 5L with control light (Note: control light is included in the standard scope of delivery.)

Scope of delivery:

- Maestro 5L with base frame
- Number of circular blades as requested
- Support and holder handles
- Adjustment device for blade change

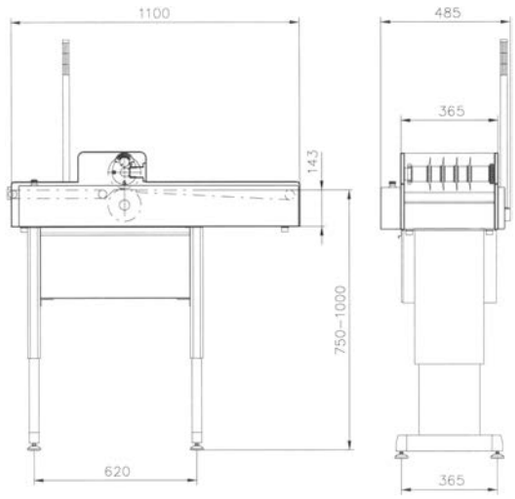

dpv*link* 5663

Article	Type
8934520	**MAESTRO 5L** PCB separator MAESTRO 5L standard version including construction, clean version, cleaning brushes and second SMEMA, bottom guide, blade covering, putting into operation and training, **without blade shaft pair**
893XXX.MW2	**Blade shaft pair with 2 blades "Ti"** and spacer rings for PCBs with 1 pre-scored groove
893XXX.MW4	**Blade shaft pair with 4 blades "Ti"** and spacer rings for PCBs with 2 pre-scored grooves
893XXX.MW6	**Blade shaft pair with 6 blades "Ti"** and spacer rings for PCBs with 3 pre-scored grooves
893XXX.MW8	**Blade shaft pair with 8 blades "Ti"** and spacer rings for PCBs with 4 pre-scored grooves
893XXX.MW10	**Blade shaft pair with 10 blades "Ti"** and spacer rings for PCBs with 5 pre-scored grooves
893XXX.MW12	**Blade shaft pair with 12 blades "Ti"** and spacer rings for PCBs with 6 pre-scored grooves
893XXX.MW14	**Blade shaft pair with 14 blades "Ti"** and spacer rings for PCBs with 7 pre-scored grooves
893XXX.MW16	**Blade shaft pair with 16 blades "Ti"** and spacer rings for PCBs with 8 pre-scored grooves
893XXX.MW18	**Blade shaft pair with 18 blades "Ti"** and spacer rings for PCBs with 9 pre-scored grooves
893XXX.MW20	**Blade shaft pair with 20 blades "Ti"** and spacer rings for PCBs with 10 pre-scored grooves

Accessories / spare parts MAESTRO 5L

dpv*link* 5670

Article	Type
8934803	**Circular blade / replacement blade "Ti" MAESTRO 5 I / W**

Off-cut remover

Off-cut remover Hektor

Off-cut remover Hektor 2

Hektor separates milled PCBs carefully and fast. The off-cuts are separated smoothly and precisely.
The two-part matrix ensures an easy and cost-saving mounting or change of the differently wide blades.
Compressed air cylinder is used for the separation process. The operation pressure can be set on the device. The punching process is actuated by pressing the foot switch.

The off-cuts are collected in the container. When the gate is open, the waste can be removed.

Safe handling

The PCB is placed with the milled groove over the blade onto the matrix. The material is pushed under the punching blade.

By pressing the foot switch, the cut-off is punched and collected in the box.

Blades

The blades are made of special steel. Each version is available in 5 standard widths. In order to prevent a jamming of the blade in the PCB, the blade should be at least 0.15 mm narrower than the milling slot. Intermediate sizes are manufactured according to customer's specifications.

The L-shaped blade is used if there are small off-cut distances.

Off-cuts right and left of the edge are punched out with the T-shaped blade. A turning of the PCB is not necessary.

dpv*link* 5547

Article	Type
8932145	**Off-cut remover Hektor 2** **Scope of delivery**: Hektor 2 with pressure regulator, foot switch, without blade

- please order blades separately -

Weitere Artikel finden Sie unter www.compumet.ch

Blades for Hektor 2

Technical data

Separation principle:	Punching blade
PCB thickness:	up to 2.5 mm
Air connection:	1/4" coupling socket
Operating pressure:	typical 4 bar
Operating mode:	pneumatic
Operating temperature:	15 - 35°C
Storage / transport temperature:	20 - 50°C
Non-condensing humidity:	10 - 85 %
Weight Hektor 2:	2.7 kg
Dimensions H x W x D	170 x 220 x 255 mm

Safety requirements: CE, FCC class 1. Subject to technical modifications.

A = milled groove width
B = recommended thickness of blade
C = blade length
D = cutting length
E = component-free solder side
F = milled groove length
G = off-cut width

Description	Art.Nr.	A	B	C	D	E	F	G
Blade T1.3	8932194	≥1.3	1.15	17.2	4.7	>19.0	>19.0	2.5
Blade T1.4	8932196	≥1.4	1.25	17.2	4.7	>19.0	>19.0	2.5
Blade T1.5	8932137	≥1.5	1.35	17.2	4.7	>19.0	>19.0	3.0
Blade T2.0	8932138	≥2.0	1.85	17.2	5.2	>19.0	>19.0	3.0
Blade T2.2	8932195	≥2.2	2.05	17.2	5.2	>19.0	>19.0	3.0
Blade T2.3	8932197	≥2.3	2.15	17.2	5.2	>19.0	>19.0	3.0
Blade T2.4	8932191	≥2.4	2.25	18.0	5.7	>19.0	>19.0	3.0
Blade T2.5	8932139	≥2.5	2.35	18.0	5.7	>19.0	>19.0	3.0
Blade T3.0	8932144	≥3.0	2.85	18.0	5.7	>19.0	>19.0	2.5
Blade L1.5	8932122	≥1.5	1.35	12.0	4.7	>15.0	>13.0	3.0
Blade L2.0	8932123	≥2.0	1.85	12.0	5.2	>15.0	>13.0	3.0
Blade L2.1	8932198	≥2.1	1.95	12.0	5.2	>15.0	>13.0	3.0
Blade L2.3	8932193	≥2.3	2.15	12.0	5.7	>15.0	>13.0	3.0
Blade L2.4	8932141	≥2.4	2.25	12.0	5.7	>15.0	>13.0	3.0
Blade L2.5	8932124	≥2.5	2.35	12.0	5.7	>15.0	>13.0	3.0
Blade L3.0	8932125	≥3.0	2.85	12.0	5.7	>15.0	>13.0	2.5
Blade L3.2	8932127	≥3.2	3.05	12.0	5.7	>15.0	>13.0	2.5

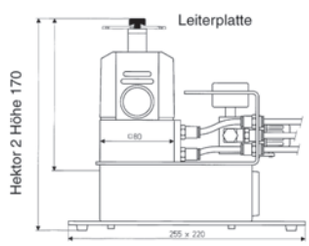

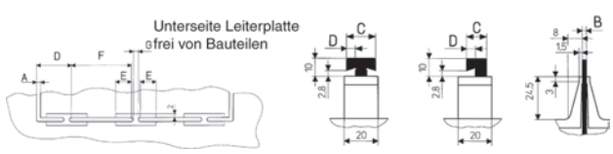

dpv*link* 5554

Article	Type
	Blades for Hektor 2
8932122	Blade L 1.5 standard
8932123	Blade L 2.0 standard
8932141	Blade L 2.4 standard
8932124	Blade L 2.5 standard
8932125	Blade L 3.0 standard
8932137	Blade T 1.5 standard
8932138	Blade T 2.0 standard
8932191	Blade T 2.4 standard
8932139	Blade T 2.5 standard
8932144	Blade T 3.0, standard
89321XX	Blade width, according to customer's specifications
8932171	Matrix for Hektor 2 (precision casting)

Off-cut remover DPP

Off-cut remover DPP



Pneumatic off-cut remover DPP

This handy off-cut remover allows the quick separation of milled PCBs. The compact size allows the cutting even in difficult to reach places. The off-cuts are removed cleanly and smoothly.

The blades are made of a special steel. Four blade thicknesses are available.

Technical data

Compressed air supply:	5-6 bar
Cutting power of the cylinder:	393 N (40 kg)

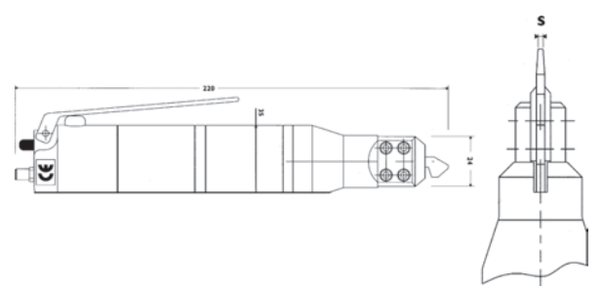

dpv*link* 5610

Article	Type
DPP-18N	**Off-cut remover DPP 18N** Blade width s = 1.8 mm
DPP-20N	**Off-cut remover DPP 20N** Blade width s = 2.0 mm
DPP-23N	**Off-cut remover DPP 23N** Blade width s = 2.3 mm
DPP-24N	**Off-cut remover DPP 24N** Blade width s = 2.4 mm
DPP-25N	**Off-cut remover DPP 25N** Blade width s = 2.5 mm
DPP-Set	**Off-cut remover DPP set incl. case** Blade width s = 2.0 / 2.3 / 2.4 / 2.5 mm

Blade set (blade and matrix)

dpv*link* 5616	
Article	Type
DPP-SET18	**Blade set for DPP s = 1.8 mm**
DPP-SET20	**Blade set for DPP s = 2.0 mm**
DPP-SET23	**Blade set for DPP s = 2.3 mm**
DPP-SET24	**Blade set for DPP s = 2.4 mm**
DPP-SET25	**Blade set for DPP s = 2.5 mm**

Single blades

dpv*link* 5621	
Article	Type
DPP-L18	**Blade for DPP s = 1.8 mm**
DPP-L20	**Blade for DPP s = 2.0 mm**
DPP-L23	**Blade for DPP s = 2.3 mm**
DPP-L24	**Blade for DPP s = 2.4 mm**
DPP-L25	**Blade for DPP s = 2.5 mm**

Off-cut remover DP manual

Off-cut remover (manual)

This handy off-cut remover tool allows the quick separation of milled PCBs.

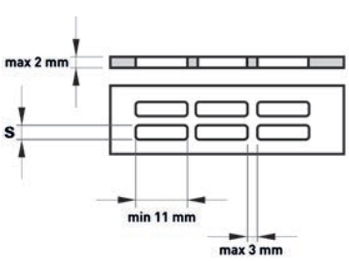

dpv*link* 5626		
Article	Conductivity	S [mm]
	Off-cut remover (manual)	
DP-10N.D	dissipative	1,0
DP-15N.D	dissipative	1,5
DP-20N.D	dissipative	2,0
DP-23N.D	dissipative	2,3
DP-24N.D	dissipative	2,4
DP-25N.D	dissipative	2,5

Component counting devices

County EVO

Component counting device for axial, radial and SMD components

County EVO, the digital counting device with micro computer is used to count the number of taped axial, radial and SMD components

- counting in both directions (left or right)
- division factor 1 to 19 (and 2,3,4 multiplication factor for 0402, 0201 and 01005 components)
- totalizer mode
- preset mode counting (with audible alarm when the desired component number is reached)
- calibration test and self-diagnostics
- memory for the last chosen quantity
- Model 400.013 with rechargeable battery, connection for barcode reader, printer / PC outlet, clock and data logger for the last 500 countings

Technical data

min. Ø of the lead:	0.4 mm
Axial tape width:	55-110 mm
Radial tape width:	18 mm
maximum Ø of the components:	14 mm
Display 4-digit:	height 13 mm
Dimensions:	240 x 130 x 110 mm
Weight:	1.8 kg

dpv*link* 5067	
Article	Type
400.011	**County EVO, counting device 220 V / 50-60 Hz**
400.013	**County EVO, counting device 220 V / 50-60 Hz** with rechargeable battery, auxiliary relay and printer output
400.020	**Adapter for taped SMD components**
400.023	**Reel stand for axial/radial components**
400.025	**Handle for reels**
400.027	**Unroll stand for SMD components**
400.027.1	**Crank for SMD reel stand**

Weitere Artikel finden Sie unter www.compumet.ch

County S EVO

Motorized component counting device for SMD components

The motorized component counter County-S EVO for SMD components offers two operation options:

1. Totalizer

The components are counted from zero by the motorized device. The counter stops automatically at the end of the tape for not losing the point of reference.

2. Preset mode
The component counter stops automatically when reaching the quantity manually set by the operator.

All funtions of the device are supported by an interactive graphics display and easy to execute.
The counting display shows the following data:

- counting direction
- number of holes per component
- counting mode (total, preset quantity and rewinding)
- operator's name
- counting
- date and time (or recorded barcode)

Technical data

Display:	6 LED digits (height approx. 14 mm)
Maximum counting speed:	220 components/sec, (1 component per hole)
Accuracy:	+/-1 component/1000
Number of holes per component:	1-99 (division factor)
Maximum height of the tape:	56 mm
Max. reel diameter:	400 mm (with support 400, 150 and 650 mm)

- adjustable feeding speed
- Step-by-Step feeding (each single component)
- inpout for barcode reader
- Option 'no component"
- Connection for printer / PC
- Operator identification (max. 10 persons, 8 alphanumeric characters each)
- Internal clock (1 week backup)
- Data logger saves the last 500 countings
- Totalizing of part countings
- two lateral handles for transportation

dpv*link* 5079

Article	Type
400.100	**County-S EVO counting device 220 / 240 V, 50-60 Hz**
400.103	**County-S EVO counting device 220 / 240 V, 50-60 Hz** with Empty-Pocket-Check
400.110	**Aluminum empty reel for County S EVO**
400.150	**Footplate/support for rolls diameter > 400 mm**

Accessories County EVO

Accessories for County EVO and County S EVO

dpv*link* 19245

Article	Type
400.155	**Barcode reader** with spiral cable, wide-angle scanner especially to read wide barcodes with small distance (degree of protection IP42). The barcode reader is connected with the EVO counting device by means of a single connector and supplied via the same cable.
400.095	**Thermal printer** with power supply unit 110 / 220 Vac and signal cable. The EVO counting device is optimized for printing labels 57 x 51 mm.
400.096	**Label roll** with 1360 labels 57x51 mm

Component counting balances

The brand KERN stands for precision and reliability. KERN is a specialist for accurate weighing having more than 160 years of experience. The products are of an excellent manufacturing quality, extremely robust and durable, and are characterized by an easy handling.

Adjusting program (CAL): for setting the accuracy. External calibration weight necessary.

Piece counting: Reference quantities selectable. Display switching from piece to weight.

Data interface: RS 232 C, bi-directional, for the connection to a printer or a PC.

Recipe: Separate memory for the weight of tare vessel and recipe components (net total)

Percentage determination: Display of deviation from the reference weight (100%) in % instead of in grams.

GLP/ISO logging of weighing data with date, time and ID-number (only with articles 401.YKT-01 and 401.YKB-01)

Weighing units: Can be switched to non-metric units by pressing a button.

AC adapter: 230 V / 50 Hz. Standard version Germany

Battery operation (optional): rechargeable battery set external, operating time 230 h, charging time approx. 10 h (art. 401.KS-A01)

Underfloor weighing: Load bearing possible with hook on the bottom side of the balance

Precision balance KERN PCB

Adjusting program (CAL): for setting the accuracy. External calibration weight necessary.

Piece counting: Reference quantities selectable. Display can be switched from piece to weight.

Data interface: RS 232 C, bi-directional, for the connection to a printer or a PC.

Recipe: Separate memory for the weight of tare vessel and recipe components (net total)

Percentage determination: Display of deviation from the reference weight (100%) in % instead of in grams.

GLP/ISO logging of weighing data with date, time and ID-number (only with articles 401.YKT-01 and 401.YKB-01)

Weighing units: Can be switched to non-metric units by pressing a button

Adapter: 230 V / 50 Hz. Standard version Germany

Battery operation (optional): rechargeable battery set external, operating time 230 h, charging time approx. 10 h (art. 401.KS-A01)

Underfloor weighing: Load bearing possible with hook on the bottom side of the balance

Technical Data:

Display:	backlit LCD display
Net weight:	approx. 1.1 kg
Dimensions:	163 x 245 x 79 mm (WxDxH)
Power supply:	230 V / 50 Hz or rechargeable battery (optional)
Ambient termperature:	+5°C to +35°C
Test weight:	optional

dpv*link* 16089

Article	Readability [g]	Repeatability [g]	Weighing capacity [g]	Linearity [g]	Min. weight [g]	Weighing plate [mm]
401.PCB100-3	0.001	0.001	100	0.003	0.02	Ø 81
401.PCB250-3	0.001	0.001	250	0.005	0.02	Ø 81
401.PCB350-3	0.001	0.002	350	0.005	0.02	Ø 81
401.PCB200-2	0.01	0.01	200	0.02	0.2	Ø 105
401.PCB1000-2	0.01	0.01	1000	0.03	0.2	130x130
401.PCB2500-2	0.01	0.01	2500	0.05	0.2	130x130
401.PCB3500-2	0.01	0.02	3500	0.05	0.2	130x130
401.PCB1000-1	0.1	0.1	1000	0.2	2	130x130
401.PCB2000-1	0.1	0.1	2000	0.2	2	130x130
401.PCB6000-1	0.1	0.1	6000	0.3	2	150x170

-for DKD calibration certificate, printer and rechargable battery see accessories-

DPV ELEKTRONIK
Weitere Artikel finden Sie unter www.compumet.ch

Precision balance KERN KB

Adjusting program (CAL): for setting the accuracy. External calibration weight necessary.

Piece counting: Reference quantities selectable. Display can be switched from piece to weight. Gradual improvement of the average value of the component weight by automatic optimization of the reference weight.

Data interface: RS 232 C, bi-directional, for the connection to a printer or a PC.

Recipe: Separate memory for the weight of tare vessel and the recipe components (net total). Numerical tare deduction for known vessel weight. Useful for control of the filling quantity.

Percentage determination: Display of deviation from the reference weight (100%) in % instead of in grams.

GLP/ISO logging of weighing data with date, time and ID-number (only with articles 401.YKT-01 and 401.YKB-01)

Weighing units: Can be switched to non-metric units, or display directly in thread length g/m, paper weight g/m²

Underfloor weighing: Load bearing possible with hook on the bottom side of the balance.

Adapter: 230 V / 50 Hz. Standard version Germany or battery operation with 9V battery, AUTO-OFF function after 3 min, can be switched off.

Battery operation (optional): rechargeable battery set external, operating time 25 h, charging time approx. 10 h, (art. 401.KS-A01)

Technical data:

Display:	backlit LCD display
Net weight:	1.0 kg
Dimensions:	165 x 230 x 80 mm (WxDxH)
Power supply:	230 V / 50 Hz or rechargeable battery (optional)
Ambient temperature:	+10°C to +40°C
Test weight:	Optional

dpv*link* 8217

Article	Readability [g]	Repeatability [g]	Weighing capacity [g]	Linearity [g]	Min. weight [g]	Weighing plate [mm]
401.KB120-3	0.001	0.001	120	0.003	0.01	Ø 81
401.KB240-3	0.001	0.001	240	0.003	0.01	Ø 81
401.KB360-3	0.001	0.001	360	0.005	0.01	Ø 81
401.KB1200-2	0.01	0.01	1200	0.03	0.3	130x130
401.KB2000-2	0.01	0.01	2000	0.03	0.1	130x130
401.KB2400-2	0.01	0.01	2400	0.03	0.1	130x130
401.KB3600-2	0.01	0.01	3600	0.05	0.1	130x130
401.KB10000-1	0.1	0.1	10000	0.3	1	150x170

-for DKD calibration certificate, printer and rechargable battery see accessories-

Self-explanatory counting balance KERN CKE

Adjusting program (CAL): for setting the accuracy. External calibration weight necessary.

Piece counting: Reference quantities selectable. Display can be switched from piece to weight. Gradual improvement of the average value of the component weight by automatic optimization of the reference weight.

Data interface: RS 232 C, bi-directional, for the connection to a printer or a PC.

Underfloor weighing: Load bearing possible with hook on the bottom side of the balance.

Adapter: 230 V / 50 Hz. Standard version Germany or battery operation with 6 x 1.5V battery, AUTO-OFF function after 3 min, can be switched off.

Battery operation (optional): rechargeable battery set external, operating time 50 h, charging time approx. 10 h, (art. 401.KS-A01)

- **Self-explanatory, graphic-based control panel** saves learning time and is ideal for untrained users
- **Visualized process** avoids operating errors

Technical data:

Display:	backlit LCD display
Net weight:	6.5 kg
Dimensions:	350 x 390x 120 mm (WxDxH)
Weighing plate:	340 x 240 mm
Power supply:	230 V / 50 Hz or rechargeable battery (optional)
Ambient temperature:	+10°C to +40°C
Test weight:	optional

dpv*link* 8232

Article	Readability [g]	Repeatability [g]	Weighing capacity [g]	Linearity [g]	Min. weight [g]
401.CKE-8K0.05	0.05	0.05	8000	0.15	0.5
401.CKE-16K0.1	0.1	0.1	16000	0.3	1
401.CKE-65K0.5	0.5	0.5	65000	1.5	5

-for DKD calibration certificate, printer and rechargable battery see accessories-

DPV ELEKTRONIK
dpv*link* - Produkte schnell finden!
www.compumet.ch
z.B.: dpv*link* 21010 → dpv*link* 21010

Counting balance KERN CPB

Adjusting program (CAL): for setting the accuracy. External calibration weight necessary.

Piece counting: Reference quantities selectable. Display can be switched from piece to weight. Gradual improvement of the average value of the component weight by automatic optimization of the reference weight.

Data interface: RS 232 C, bi-directional, for the connection to a printer or a PC.

Adapter: 230 V / 50 Hz. Standard version Germany

Battery operation (optional): rechargeable battery set internal, operating time 50 h, charging time approx. 14 h (art. 401.GAB-A04)

- **Counting results memory** for adding up the individual countings, result is shown in total quantity and total weight
- **Target quantity programmable** for checkweighing with acoustic signal
- **Large LCD display** with a digit height of 20 mm, backlighting 3-fold adjustable: permanently on, in case of load exchange on for 3 seconds and permanently off.
- **High mobility** due to operation with rechargeable battery (optional), compact, flat design and low weight

Technical data:

Display:	backlit LCD display, 3-fold adjustable
Net weight:	approx. 4.0 kg
Dimensions:	315 x 355 x 110 mm (WxDxH)
Weighing plate:	295 x 225 mm
Power supply:	230 V / 50 Hz or rechargeable battery (optional)
Ambient termperature:	0°C to +40°C
Test weight:	optional

dpv*link* 8246

Article	Readability [g]	Repeatability [g]	Weighing capacity [g]	Linearity [g]	Min. weight [g]
401.CPB-6K0.1N	0.1	0.2	6000	0.4	1
401.CPB-15K0.2N	0.2	0.4	15000	0.8	2.5
401.CPB-30K0.5N	0.5	1	30000	2	5

-for DKD calibration certificate, printer and rechargable battery see accessories-

Counting balance KERN IFS

Adjusting program (CAL): for setting the accuracy. External calibration weight necessary.

Memory: Internal memory cells, e.g. tare weights, weighing data, item data, PLU etc.

Data interface RS 232: for connecting the balance to a printer, PC or network

GLP/ISO logging: The balance displays weighing data, date and time, independently from the connected printer

Piece counting: Reference quantities selectable. Display can be switched from piece to weight.

The weight values of identical samples can be added up and the sum can be printed.

Percentage determination: Display of deviation from the reference weight (100%) in % instead of in grams.

Weighing with tolerance range: (Checkweighing) Upper and lower limit can be programmed, e.g. for sorting and portioning

Universal mains adapter: with universal input and optional input socket adapters for EU,GB

Strain gauge: electric resistance that is glued on an elastic deforming body

Battery operation (optional): rechargeable battery set internal, operating time 40 h (without backlight), charging time approx. 12 h (art. 401.KFB-A01)

- **heavy industrial standard** suitable for a rougn industrial environment
- **ergonomic evaluation instrument** with large keypad and constrasting LCD display for a comfortable entry and reading
- **three displays** for weight display (calibratable), reference weight, total quantity
- **100 article storage space** for master data like reference weight, reference quantity, container weight (tare value) etc.

Technical data:

Display:	backlit LCD display
Dimensions evaluation instrument:	260 x 150 x 65 mm (WxDxH)
Cable length evaluation instrument:	ca. 3 m
Power consumption:	230 V / 50 Hz or rechargeable battery (optional)
Operating conditions:	-10°C to +40°C
Test weight:	optional

Protective conver included in the scope of delivery

DPV ELEKTRONIK

Weitere Artikel finden Sie unter www.compumet.ch

dpv*link* 22816

Article	Readability [g]	Repeatability [g]	Weighing capacity [kg]	Linearity [g]	Min. weight [g]	Weighing plate [mm]
401.IFS6K-4S	0.1 / 0.2	1 / 2	3 / 6	1 / 2	0.1	230 x 230
401.IFS10K-4	0.1 / 0.2	0.1 / 0.2	6 / 15		0.2	300 x 240
401.IFS30K0.2DL	0.2 / 0.5	0.2 / 0.5	12 / 30	0.2 / 0,5	0.5	400 x 300
401.IFS60K0.5D	0.5 / 1	0.5 / 1	30 / 60	2 / 4	1	300 x 240
401.IFS60K0.5DL	0.5 / 1	0.5 / 1	30 / 60	3 / 6	1	400 x 300
401.IFS100K-3	1 / 2	1 / 2	75 / 150	6 / 10	2.5	500 x 400
401.IFS100K-3L	1 / 2	1 / 2	75 / 150	6 / 10	2.5	650 x 500
401.IFS300K-3	2 / 5	2 / 5	150 / 300	14 / 30	5	650 x 500

-for DKD calibration certificate, printer and rechargable battery see accessories-

DKD calibration certificate

DKD calibration certificate for balances. Created by the KERN calibration laboratory (accredited by the German Calibration Service (DKD)) with international validity.

dpv*link* 8280

Article	Type
401.963-127	**DKD calibration certificate DKD** for balances with a weighing capacity up to 5 kg
401.963-128	**DKD calibration certificate** for balances with a weighing capacity from 5 kg to 50 kg
401.963-129	**DKD calibration certificate** for balances with a weighing capacity from 50 kg to 350 kg

Rechargeable battery for KERN balances

ACCU

Rechargeable battery set, depending on model external or internal.

dpv*link* 8276

Article	Type
401.KS-A01	Rechargeable battery operation external for model 440 / KB / CKE
401.FCB-A01	Rechargeable battery operation internal for model 440
401.GAB-A04	Rechargeable battery operation internal for model CPB

Standard / statistics printer for balances

Thermal printer for KERN balances, with data interface RS232 C, 230 V AC adapter.

dpv*link* 8271

Article	Type
401.YKB/YKT.SK1	**Interface cable SK1** for model 440 / CKE / FTC / KB
401.YKB/YKT.SK2	**Interface cable SK2** for model CPB

Balance Connection - Software SCD-4.0

For the direct transfer of weighing data to Windows applications (operating systems XP, Vista and Windows 7).

- Transfer via RS 232 to the PC, e.g. to MS Excel
- Transfer by pressing a button or time-controlled
- Date / time can also be displayed
- Interface protocols for KERN balances are already predefined
- Interface cable is included (please indicate model when ordering)

Advantages:

- Typing errors are avoided
- GLP compliant labratory software

dpv*link* 15682

Article	Type
401.SCD-4.0	**Balance Connection - Software SCD-4.0**

Component processing

CUTBEND

Cutting and bending machine for axial components



A "successive cutting" of the component wire prevents an axial tensile stress on sensitive parts (e.g. diodes). By loosening one screw, the cutting and bending wheel is released and can be moved into the right position by sliding. With the adjustment knob grid dimensions can be transferred directly from the PCB to the machine, which reduces considerably the setting time.

Technical data

Dimensions without crank:	175 x 145 x 160 mm (LxWxH)
Crank length:	160 mm
Weight:	1.9 kg
Performance:	up to 40,000 components per hour

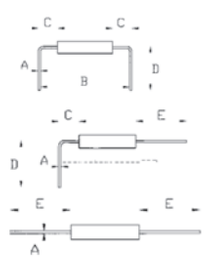

VB Standardausrüstung
Beidseitig Schneiden und Biegen
(VB-Kopf)

BG Eine Seite Schneiden und Biegen
(1/2 VB-Kopf), andere Seite nur Schneiden
(1/2 FG-Kopf) = BG-Kopf

FG Beidseitig nur Schneiden =
FG-Kopf

Bearbeitungsmöglichkeiten * = Standardgeräte					
Typ	**A**	**B**	**C**	**D**	**E**
VB05	0,3 - 0,5	4,7 - 40	min. 1,0	2,6 - 15	-
VB08*	**0,5 - 0,8**	**6,0 - 40**	**min. 1,3**	**3,6 - 15**	**-**
VB10	0,9 - 1,0	6,0 - 40	min. 1,8	3,6 - 15	-
VB12	1,1 - 1,2	6,0 - 40	min. 2,0	3,6 - 15	-
FG08*	**0,5 - 0,8**	**-**	**-**	**-**	**3,1 - 20**
BG08*	**0,5 - 0,8**	**-**	**min. 1,0**	**3,6 - 15**	**3,1 - 20**

Loose component feeder CB-3000

Feeder for loose components. Two adjustable feed rolls unravel and center the components and feed them into the CUTBEND. Feeding up to 3000 components per hour.

Dispenser reel CB-109

This dispenser reel facilitates the feeding of taped components into the CUTBEND. It can easily be mounted on the device.

dpv*link* 5085

Article	Type
405.100	**CUTBEND type (VB 08) standard, complete device**
405.101	**CUTBEND type (VB 05), complete device**
405.105	**CUTBEND type (VB 10), complete device**
405.106	**CUTBEND type (VB 12), complete device**
405.115	**CUTBEND type (FG 08) standard, complete device**
405.120	**CUTBEND type (BG 08) standard, complete device**

dpv*link* 5095

Article	Type
405.200	**Wheel set - type (VB 08) standard**
405.201	**Wheel set - type (VB 05)**
405.205	**Wheel set - type (VB 10)**
405.206	**Wheel set - type (VB 12)**
405.215	**Wheel set - type (FG 08)**
405.220	**Wheel set - type (BG 08)**
405.250	**Replacement blade for VB 05 / VB 08**
405.251	**Replacement blade for VB 10 / VB 12**
405.300	**Dispenser reel CB-109, taped components**
405.310	**Feeder CB-3000, for loose components**

-further spare parts available on request-

VARIOCUT

Cutting device for radial taped components



The proven cutting device VARIOCUT cuts all kinds of radial taped components to the required length. Therefore, a recutting of the leads is not necessary after soldering. The VARIOCUT is based on the successful CUTBEND principle and is characterized by an easy handling, a high performance and a favorable price. The VARIOCUT is handy and can be mounted on each table by the included screw clamp.

Technical data

Dimensions without crank:	175 x 145 x 160 mm (LxWxH)
Crank length:	160 mm
Weight:	1.9 kg
Performance:	up to 40,000 components per hour

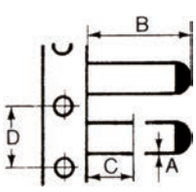

Bearbeitungsmaße:				
Kopftyp	**A**	**B**	**C**	**D**
12,7	0,5-0,8 mm	max. 35 mm	1,0-8,0 mm	12,7 mm
15,0	0,5-0,8 mm	max. 35 mm	1,0-8,0 mm	15,0 mm

dpv*link* 5106

Article	Type
405.500	**VARIOCUT, tape pitch 12.7 mm**
405.501	**Pin wheel for tape pitch 15 mm**

Component processing OLAMEF

TP 6-EC - OLAMEF

Cutting and bending machine for axial components



simple construction, no protective cover, no motor connection possible

With the cutting and bending machine TP 6-EC, taped axial components can be cut and bent. Components with leads up to a diameter of 1.3 mm can be processed. The setting of various dimensions is quick and easy.

Technical data

Performance:	approx. 50,000 components per hour
Dimensions:	230 x 180 x 210 mm
Weight:	5 kg

TP 6/1.EC - Standard

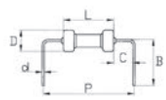

	P	B	c	L	d	D
Min. mm	6,5	4	1,2	-	0,4	0,4
Max. mm	60	13	-	50	1,3	16

TP 6/6.EC - reduziertes Rastermaß

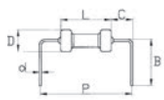

	P	B	c	L	d	D
Min. mm	5,08	4	0,8	-	0,4	0,4
Max. mm	60	13	-	50	0,8	10

TP 6/7.EC - fixes Rastermaß P = 5,08 mm

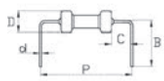

	P*	B	c	d	D
Min.mm	5,08	4	0,5	0,4	0,4
Max.mm	fix	10	-	0,6	4

TP 6/4.EC - für Drahtstärken bis 1,4 mm

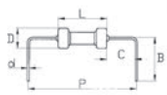

	P	B	c	L	d	D
Min. mm	10,16	5	2,4	-	0,6	0,6
Max. mm	60	13	-	50	1,4	16

dpv*link* 5110

Article	Type
415.100.EC	**TP 6/1.EC - standard** for wire thicknesses Ø 0.4 - 1.3 mm
415.101.EC	**TP 6/6.EC - reduced pitch** for wire thicknesses Ø 0.4 - 0.8 mm
415.102.EC	**TP 6/7.EC - fixed pitch P = 5.08 mm** for wire thicknesses Ø 0.4 - 0.8 mm
415.103.EC	**TP 6/4.EC - reinforced bending wheels** for wire thicknesses Ø 0.6 - 1.4 mm

DPV ELEKTRONIK
Weitere Artikel finden Sie unter www.compumet.ch

TP 6 / V-EC - OLAMEF

Cutting and bending machine for axial components, standing assembly



simple construction, no protective cover, no motor connection possible

With the cutting and bending machine TP 6/V-EC taped axial components for standing mounting can be cut and bent. The robust construction of the machine ensures a high level of reliability. Components with leads up to a diameter of 0.8 mm can be processed. Different bending tools are used for different grid dimensions. The fine tuning of the grid dimensions is done via a knurled screw.

Technical data

Performance:	spprox. 50,000 components per hour
Dimensions:	230 x 180 x 210 mm
Weight:	5 kg

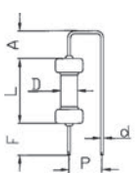

TP 6/V-EC - Standard P = 2,54 mm

	P	L	F	D	d	A
Min. mm	2,54	-	3	0,5	0,5	2
Max. mm	fix	15	8	3	0,8	6

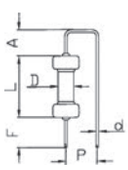

TP 6/V1-mit Biegewerkzeug P = 3,8 mm

	P	L	F	D	d	A
Min. mm	3,8	-	3	0,5	0,5	2,5
Max. mm	fix	15	8	5	0,8	6

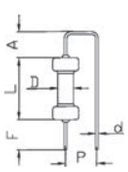

TP 6/V1-mit Biegewerkzeug P = 5,08 mm

	P	L	F	D	d	A
Min. mm	5,08	-	3	0,5	0,5	3
Max. mm	fix	15	8	8	0,8	7

dpv*link* 5117

Article	Type
415.400.EC	**TP 6/V1.EC - standard standing assembly**
	Accessories
415.430.V1	**Additional bending tool P = 3.8 mm** standing assembly
415.435.V1	**Additional bending tool P = 5.08 mm** standing assembly
415.439	**Holder for additional bending tool** (for an easy conversion)

TP 6 / R-EC - OLAMEF

Cutting machine for taped radial components



simple construction, no cover, no motor connection possible

Cutting machine TP 6/R-EC cuts taped radial components. Construction and reliability as with all TP 6 machines.

Technical data

Performance:	approx. 20,000 components per hour
Dimensions:	230 x 180 x 210 mm
Weight:	4 kg

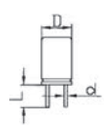

TP 6/R -EC - Standard

	L	d	D
Min. mm	2	0,4	1
Max. mm	10	1	14

dpv*link* 5124

Article	Type
415.600.EC	**TP 6/R-EC standard P = 12.7 mm** Cutting machine, for wire thicknesses Ø 0.4 - 1.0 mm, Tape pitch pattern P = 12.7 mm
415.601.EC	**TP 6/R-EC, P = 15 mm** Cutting machine, for wire thicknesses Ø 0.4 - 1.0 mm, Tape pitch pattern P = 15 mm

TP 6 • TP 6.97 - OLAMEF

Cutting and bending machine for axial components, version type 97 with simplified bending wheel adjustment



Cutting and bending machine TP 6.97 standard

With the cutting and bending machine TP 6 taped axial components can be cut and bent. The robust construction of the machine ensures a high level of reliability.

Components with leads up to a diameter of 1.3 mm can be processed. The setting of various dimensions is quick and easy.

Version TP 6 /....97

The TP 6 /....97 is in addition equipped with a simplified bending wheel adjustment reducing considerably the set-up times.

Technical data

Performance:	approx. 50,000 components per hour
Dimensions:	230 x 180 x 210 mm
Weight:	5 kg

TP 6/1 • TP 6/1.97 standard

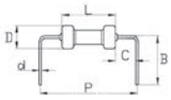

TP 6 - Standard

	P	B	c	L	d	D
Min.mm	6,5	4	1,2	-	0,4	0,4
Max.mm	60	13	-	50	1,3	16

dpv*link* 5141

Article	Type
415.100	**TP 6/1 - standard** for wire thicknesses Ø 0.4 - 1.3 mm
415.100.97	**TP 6/1.97 - standard** with simplified bending wheel adjustment, for wire thicknesses Ø 0.4 - 1.3 mm

TP 6/6 • TP 6/6.97 reduced pitch

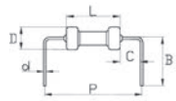

TP 6/6 - reduziertes Rastermaß

	P	B	c	L	d	D
Min.mm	5,08	4	0,8	-	0,4	0,4
Max.mm	60	13	-	50	0,8	10

dpv*link* 5153

Article	Type
415.101	**TP 6 / 6 - reduced pitch** for wire thicknesses Ø 0.4 - 0.8 mm
415.101.97	**TP 6 / 6.97 - reduced pitch** with simplified bending wheel adjustment, for wire thicknesses Ø 0.4 - 0.8 mm

TP 6/7 fixed pitch

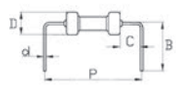

TP 6/7 - fixes Rastermaß P = 5,08 mm

	P*	B	c	d	D
Min.mm	5,08	4	0,5	0,4	0,4
Max.mm		10	-	0,6	4

dpv*link* 5156

Article	Type
415.102	**TP 6 / 7 – fixed pitch P = 5.08 mm** for wire thicknesses Ø 0.4 - 0.6 mm
415.102.400713	**additional bending wheel** fixed grid P 7.62 mm
415.102.400714	**additional bending wheel** fixed grid P = 10.16 mm

TP 6/4 • TP 6/4.97 reinforced bending wheels

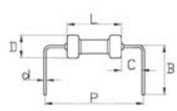

TP 6/4 - für Drahtstärken bis 1,4 mm

	P	B	c	L	d	D
Min.mm	10,16	5	2,4	-	0,6	0,6
Max.mm	60	13	-	50	1,4	16

dpv*link* 5160

Article	Type
415.103	**TP 6 / 4 - reinforced bending wheels** for wire thicknesses Ø 0.6 - 1.4 mm
415.103.97	**TP 6 / 4.97 - reinforced bending wheels** with simplified bending wheel adjustment, for wire thicknesses Ø 0.6 - 1.4 mm

Accessories

415.800 **BR6 reel holder**

415.805 **CS 10 feeding unit / loose components**
(for TP6, TP6 / PR-B, TP6 / S)

415.825 **M adjustable motor drive**

415.835.1 **TNS/1 waste tape ejector**
(for TP/6, TP6/S, TP6/V, TP6/PR-B, TP6/R)

415.200240 **Feeder / component body type 200240**
for taped components suitable for
TP 6.EC; TP 6.97; TP6 PR-B;
TP6 / PR-B/97; TP 6/S; TP6

DPV ELEKTRONIK

Weitere Artikel finden Sie unter www.compumet.ch

TP 6 / V - OLAMEF

Cutting and bending machine for axial components, standing assembly

Cutting and bending machine TP 6 / V1 - standard

With the cutting and bending machine TP 6 / V taped axial components for standing mounting can be cut and bent.

The robust construction of the machine ensures a high level of reliability. Components with leads up to a diameter of 1.3 mm can be processed.

Different bending tools are used for different dimensions. The fine tuning of the dimensions is done via a knurled screw.

Technical data

Performance:	approx. 50,000 components per hour
Dimensions:	230 x 180 x 210 mm
Weight:	5 kg

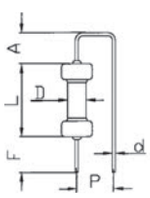

TP 6 / V1 - Standard

	P	L	F	D	d	A
Min. mm	2,54	-	3	0,5	0,5	2
Max. mm	fix	15	8	3	0,8	6

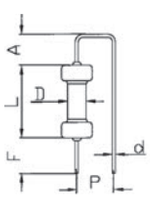

TP 6 / V1 - mit Biegewerkzeug RM 3,8 mm

	P	L	F	D	d	A
Min. mm	3,8	-	3	0,5	0,5	2,5
Max. mm	fix	15	8	5	0,8	6

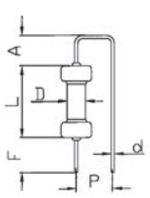

TP 6 / V1 - mit Biegewerkzeug RM 5,08 mm

	P	L	F	D	d	A
Min. mm	5,08	-	3	0,5	0,5	3
Max. mm	fix	15	8	8	0,8	7

dpv*link* 5207

Article	Type
415.400	**TP 6 / V1 - Standard** Cutting and bending machine, standing assembly, P = 2.54 mm, wire thicknesses 0.5 - 0.8 mm

dpv*link* 5207

Article	Type
415.430.V1	**Additional bending tool P = 3.8 mm** standing assembly
415.435.V1	**Additional bending tool P = 5.08 mm** standing assembly
415.439	**Holder for additional bending tool** (for an easy conversion)

Accessories

415.800 **BR6 reel holder**

415.815 **CS 30 feeding unit / loose components**
(for TP6 / V)

415.825 **M adjustable motor drive**

415.835.1 **TNS/1 waste tape ejector**
(for TP/6, TP6/S, TP6/V, TP6/PR-B, TP6/R)

TP 6 / R - OLAMEF

Cutting machine for taped radial components

With the cutting machine TP 6 / R taped radial components can be cut.

Construction and reliability is the same as with all TP 6 machines.

An adjustable motor drive and a waste tape ejector are available as accessories.

Technical data

Performance:	approx. 20,000 components per hour
Dimensions:	230 x 180 x 210 mm
Weight:	4 kg

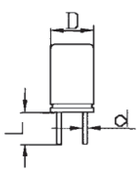

	L	d	D
Min. mm	2	0,4	1
Max. mm	10	1	14

dpv*link* 5319

Article	Type
415.600	**TP 6 / R P = 12.7 mm** Cutting machine for taped radial components, tape pitch pattern P = 12.7 mm, standard
415.601	**TP 6 / R P = 15 mm** Cutting machine for taped radial components, tape pitch pattern P = 15 mm, standard

Accessories

415.800 **BR6 reel holder**

415.825 **M adjustable motor drive**

Accessories for TP 6 - machines

The accessories for each TP machine are ideal for the optimum utilization of the individual devices. All accessories are available as an option to the individual devices.

BR6 Reel holder

dpv*link* 5524

Article	
415.800	**BR6 reel holder**

TNS Waste tape ejector

dpv*link* 5525

Article	
415.835.1	**TNS/1 waste tape ejector** (for TP/6, TP6/S, TP6/V, TP6/PR-B, TP6/R)
415.835.3	**TNS/13 waste tape ejector** (for TP6/V-PR, TP6/PR-F)

CS Feeding unit for loose components

dpv*link* 5163

Article	
415.805	**CS 10 feeding unit / loose components** (for TP6, TP6 / PR-B, TP6 / S)
415.810	**CS 20 feeding unit / loose components** (for TP6 / V-PR)
415.815	**CS 30 feeding unit / loose components** (for TP6 / V)
415.820	**CS 40 feeding unit, loose components** (for TP6 / PR-F)

M Adjustable motor drive

dpv*link* 5523

Article	
415.825	**M adjustable motor drive**
415.825.1	**M/1 adjustable motor drive** (for TP6 / PR-F, TP6 / V-PR)
415.825.2	**MOT-IC-F adjustable motor drive 220V** (for TP / IC-F)

Feeder / component body type 200240

dpv*link* 13342

Article	
415.200240	**Feeder / component body type 200240** for taped components suitable for TP 6.EC; TP 6.97; TP6 PR-B; TP6 / PR-B/97; TP 6/S; TP6

Weitere Artikel finden Sie unter www.compumet.ch

TP / TC 4 - OLAMEF

Cutting machine for loose radial components

Loose radial components can be cut with the TC 4 cutting machine.

The feeding is easy and fast. The processing speed is steplessly adjustable. The cutting length can be set with the adjustable guide. The robust design ensures a reliable and durable operation.

Taped components can also be processed with the reel holder BR 3 (option). The reel holder is simply attached to the cutting machine.

Technical data

Performance:	approx. 3,000 components per hour (in connection with BR 3 approx. 15,000 components / hour)
Dimensions:	200 x 470 x 270 mm
Weight:	12 kg
Motor:	220 V / 50 Hz - 50 VA

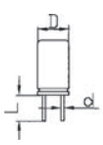

	L	d	D
Min.mm	3	0,4	1
Max.mm	12	0,8	15

dpv*link* 5335

Article	Type
415.910	**TP / TC 4 cutting machine** for loose radial components, for wire thicknesses Ø 0.4 - 0.8 mm
415.911	**BR 3/12.7 tape guide TC 4** for taped radial components, tape pitch pattern P = 12.7 mm
415.912	**BR 3/15 tape guide TC 4** for taped radial components, tape pitch pattern P = 15 mm

TP / LN 100 - OLAMEF

Pneumatic cutting machine for loose radial components



With the pneumatic cutting machine TP / LN-100 the leads of loose radial components can be cut exactly.

The precise mechanism ensures a straight cut without causing an edge or a deformation of the wire surface.

The robust construction allows the simultaneous cutting of several components. The cutting process starts after pressing the foot switch. An adapter plate as well as several special cutting plates are available on customer's request.

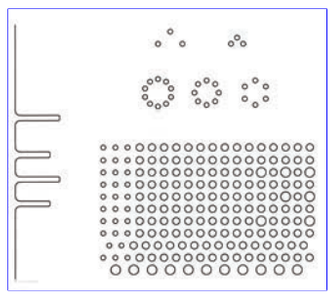

Technical data

Performance:	up to 3,000 components per hour
Dimensions:	210 x 100 x 100 mm
Weight:	3 kg
Air connection:	6 bar
Cutting length:	3.2 mm (other lengths on request)

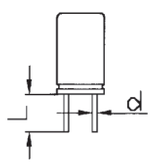

	L	d
Min. mm	3,2	0,3
Max. mm	f i x	1

dpv*link* 5385

Article	Type
415.900	**TP / LN-100 standard** Cutting machine for loose radial components, cutting length L = 3.2 mm, for wire thicknesses from 0.3-1.0 mm
415.900.S	**TP / LN-100 customized** (with special cutting plate)
415.901	**Adapter plate for TP / LN-100** for longer cutting lengths

TP / LN-500 - OLAMEF

Pneumatic cutting machine for loose radial components



The TP/LN-500 cuts with an inclined cutting blade and allows the cutting of wire thicknesses of up to a diameter of 1.3 mm.

Technical data TP/LN-500/1 standard

Performance:	up to 3,000 components per hour
Dimensions:	250 x 100 x 100 mm
Weight:	5 kg
Air connection:	6 bar
Cutting length:	3.2 mm (other lengths on request)

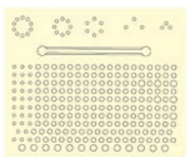

Schneidplatte LN 500 standard



Sonderschneidplatte LN 500.2

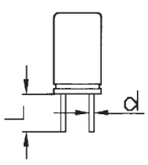

	L	d
Min. mm	3,2	0,3
Max. mm	fix	1,3

dpv*link* 5392

Article	Type
415.905	**TP / LN-500 - standard** Cutting surface 52 x 43 mm Cutting length L = 3.2 mm
415.905.S	**TP / LN-500 - customized** (with special cutting plate)
415.906	**Adapter plate for TP / LN-500** for longer cutting lengths
415.907	**TP / LN-500.2** Cutting surface 52 x 93 mm Cutting length L = 3.2 mm
415.907.S	**TP / LN-500.2 - customized** (with special plate)
415.908	**Adapter plate for TP / LN-500.2** for longer cutting lengths

TP / TS 1 - OLAMEF

Pneumatic cutting and crimping machine for loose radial components



The pneumatic cutting and crimping machine TP/TS1 can be used for the cutting and bending of loose radial components.

The feeding of the components takes place manually by vertical insertion of leads into the firmly mounted matrix. The cutting process is started by pressing the foot switch. The cutting and the forming of the leads is made quickly and precisely.

The machine can be equipped with tools for various processing possibilites. The individual tools can be easily exchanged.

Technical data

Performance:	approx. 2,000 components per hour
Dimensions:	390 x 230 x 140 mm
Weight:	13 kg
Air connection:	6 bar

dpv*link* 5418

Article	Type
415.927.G	**TP / TS 1** Pneumatic cutting and crimping machine for radial loose components, basic unit (without tools)

Tool stand-off / snap-in

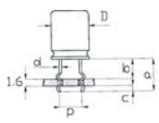

	a	b	c	d	D
Min. mm	5	2	1,4	0,4	1
Max. mm	15	12	fix	0,8	15

dpv*link* 6157

Article	Type
415.928.180600	**Tool stand-off / snap-in** P = 2.54 / 5.08 / 7.62 / 10.16 mm

LED tool stand-off / snap-in

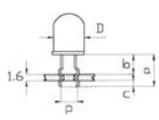

	a	b	c		D
Min. mm	5	2	1,4		2
Max. mm	15	12	fix		5

dpv*link* 6158

Article	Type
415.928.180700	**LED tool stand-off / snap-in** P = 2.54 mm

Tool stand-off

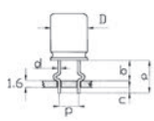

	a	b	c	d	D
Min. mm	6	3	1,4	0,4	1
Max. mm	16	13	fix	0,8	15

dpv*link* 6159

Article	Type
415.928.180800	**Tool stand-off** P = 2.54 / 5.08 / 7.62 / 10.16 mm

DPV ELEKTRONIK
Weitere Artikel finden Sie unter www.compumet.ch

Tool snap-in -lying on PCB-

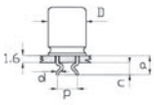

	a		c	d	D
Min. mm	3		1,4	0,4	1
Max. mm	fix		fix	0,8	15

dpv*link* 6160

Article	Type
415.928.180900	**Tool snap-in** Component lying on PCB P = 2.54 / 5.08 / 7.62 / 10.16 mm

Cutting tool

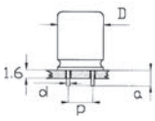

	a			d	D
Min. mm	3			0,4	1
Max. mm	13			0,8	15

dpv*link* 6161

Article	Type
415.928.181000	**Cutting tool** P = 2.54 / 5.08 / 7.62 / 10.16 mm

Tool diode 4 leads stand-off

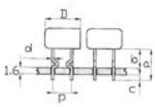

	a	b	c	d	D
Min. mm	6	4	1,4	0,4	1
Max. mm	14	12	fix	0,8	15

dpv*link* 6162

Article	Type
415.928.181100	**Tool diode with 4 leads stand-off** P = 5.08 mm

LED tool polarity stand-off /snap-in

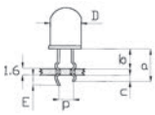

	a	b	c	D	E
Min. mm	5	2	1,4	2	2,4
Max. mm	15	12	fix	5	fix

dpv*link* 6163

Article	Type
415.928.181200	**LED tool polarity stand-off /snap-in** P = 2.54 mm

Tool 90° bend and cut

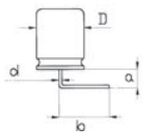

	a	b*		d*	D
Min. mm	3	6		0,4	1
Max. mm	8	fix		0,8	15

dpv*link* 6164

Article	Type
415.928.181300	**Tool 90° bend and cut**

Tool SMD mounting, bend and cut

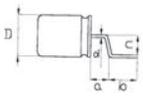

	a	b	c	d	D
Min. mm	2,5	2	2,5	0,4	1
Max. mm	8	fix	fix	0,8	15

dpv*link* 6165

Article	Type
415.928.181400	**Tool SMD mounting, bend and cut**

Tool stand-off

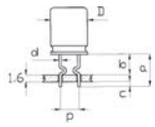

	a	b	c	d	D
Min. mm	6	3	1,4	0,4	1
Max. mm	16	13	fix	0,8	15

dpv*link* 6166

Article	Type
415.928.181500	**Tool stand-off** P = 2.54 / 5.08 / 7.62 / 10.16 mm

Tool increasing pitch

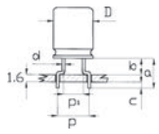

	a	b	c	d	D
Min. mm	5	2	1,4	0,4	1
Max. mm	8	5	fix	0,8	15

dpv*link* 6167

Article	Type
415.928.181700	**Tool increasing pitch** from p1 = 2.54 to p2 = 5.08 mm / cut

Tool reducing pitch

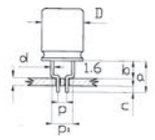

	a	b	c	d	D
Min. mm	5	2	1,4	0,4	1
Max. mm	8	5	fix	0,8	15

dpv*link* 6168

Article	Type
415.928.181800	**Tool reducing pitch** from p1 = 5.08 mm to p2 = 2.54 mm / cut

Tool TO-220

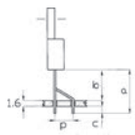

	a	b	c	p*	
Min. mm	7	4	1,4	2,54	
Max. mm	13	10	fix	fix	

dpv*link* 6169

Article	Type
415.928.182100	**Tool TO-220** center lead spread / cut

Tool TO-220, center lead

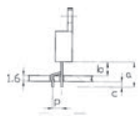

	a	b	c	p*	
Min. mm	7	4	1,4	2,54	
Max. mm	13	10	fix	fix	

dpv*link* 6171

Article	Type
415.928.182200	**Tool TO-220, center lead** crimp / spread / cut

Tool TO-220, center lead

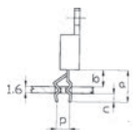

	a	b	c	p*	
Min. mm	7	4	1,4	2,54	
Max. mm	13	10	fix	fix	

dpv*link* 6172

Article	Type
415.928.182300	**Tool TO-220** center lead spread, crimp / cut

DPV ELEKTRONIK
dpv*link* - Produkte schnell finden!
www.compumet.ch
z.B.: **dpv*link* 21010** → **dpv*link* 21010**

Tool TO-220, in-line stand-off / snap-in

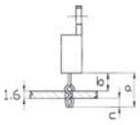

	a	b	c		
Min. mm	6	3	1,4		
Max. mm	11	8	fix		

dpv*link* 6173

Article	Type
415.928.182400	**Tool TO-220 in-line stand-off / snap-in**

Tool TO-220 90° bending

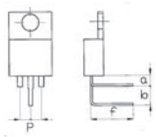

	a	b*	f*	p	
Min. mm	3	5	6	5,08	
Max. mm	5	fix	fix	fix	

dpv*link* 6170

Article	Type
415.928.183100	**Tool TO-220 90° bending** center lead spread / cut

Tool TO-92, center lead

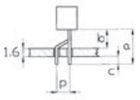

	a	b	c	p*	
Min. mm	7	4	1,4	2,54	
Max. mm	13	10	fix	fix	

dpv*link* 6174

Article	Type
415.928.182500	**Tool TO-92, center lead** spread / cut

Tool TO-92, center lead

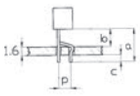

	a	b	c	p*	
Min. mm	7	4	1,4	2,54	
Max. mm	13	10	fix	fix	

dpv*link* 6175

Article	Type
415.928.182600	**Tool TO-92, center lead** crimp / spread, cut

Tool TO-92, center lead

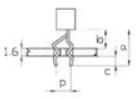

	a	b	c	p*	
Min. mm	7	4	1,4	2,54	
Max. mm	13	10	fix	fix	

dpv*link* 6176

Article	Type
415.928.182700	**Tool TO-92, center lead** spread, cut, crimp

Tool TO-92, in-line stand-off / snap-in

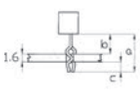

	a	b	c		
Min. mm	6	3	1,4		
Max. mm	11	8	fix		

dpv*link* 6177

Article	Type
415.928.182800	**Tool TO-92, in-line stand-off / snap-in**

- customer-specific tools available on request-

TP / R-PR - OLAMEF

SMS / 1 Tool stand-off / snap-in

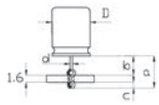

	a	b	c	d	D
Min. mm	6	3	1,4	0,4	1
Max. mm	13	10	fix	0,8	10

dpv*link* 6231

Article	Type
415.936.930001	**SMS / 1 tool stand-off / snap-in** P = 2.54 - 15.24 mm, incl. locating bracket

SMS/2 - Tool stand-off

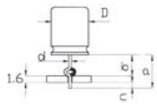

	a	b	c	d	D
Min. mm	6	3	1,4	0,4	1
Max. mm	13	10	fix	0,8	10

dpv*link* 6232

Article	Type
415.936.930002	**SMS/2 - tool stand-off** P = 2.54 - 15.24 mm, incl. locating bracket

SMS/3 - Tool snap-in lying on PCB

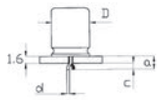

	a		c	d	D
Min. mm	3		3	0,4	1
Max. mm	fix		fix	0,8	10

dpv*link* 6233

Article	Type
415.936.930003	**SMS/3 - tool snap-in lying on PCB** P = 2.54 - 15.24 mm, incl. locating bracket

SMS/4 - Tool only cut

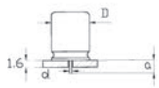

	a			d	D
Min. mm	3			0,4	1
Max. mm	10			0,8	10

dpv*link* 6234

Article	Type
415.936.930004	**SMS / 4 tool only cut** P = 2.54 - 15.24 mm, incl. locating bracket

SMS/5 - Tool LED polarity

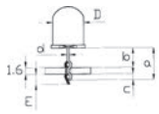

	a	b	c	d	D
Min. mm	6	3	1,4	0,4	1
Max. mm	13	10	fix	0,8	10

dpv*link* 6235

Article	Type
415.936.930005	**SMS/5 - tool LED polarity** P = 2.54 - 5.08 mm, E = 2.2 mm fixed, incl. locating bracket

SMS/6 - Tool 90° bend and cut

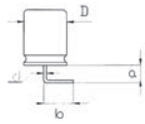

	a	b*		d*	D*
Min. mm	3	6		0,4	1
Max. mm	8	fix		0,8	6

dpv*link* 6236

Article	Type
415.936.930006	**SMS/6 - tool 90° bend and cut** incl. locating bracket

DPV ELEKTRONIK

Weitere Artikel finden Sie unter www.compumet.ch

SMS/7 - Tool SMD mounting

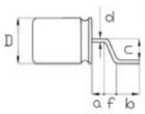

	a	b*	c*	d*	D*
Min. mm	2,5	2	2,5	0,4	1
Max. mm	8	fix	fix	0,8	10

dpv*link* 6237

Article	Type
415.936.930007	**SMS / 7 tool SMD mounting** bend and cut, f = 1 mm, incl. locating bracket

SMS/8 - Tool TO-92

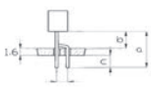

	a	b	c	p*	
Min. mm	6	3	1,4	1,27	
Max. mm	9	6	fix	fix	

dpv*link* 6238

Article	Type
415.936.930008	**SMS/8 - tool TO-92** center lead spread, cut, grid dimension 2.54 x 1.27 mm, incl. locating bracket

SMS/10 - Tool TO-92

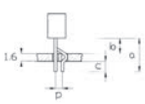

	a	b	c	p*	
Min. mm	6	3	1,4	1,27	
Max. mm	9	6	fix	fix	

dpv*link* 6239

Article	Type
415.936.930010	**SMS/10 TO-92 tool** center lead crimp, spread, cut, grid dimension 2.54 x 1.27 mm, incl. locating bracket

SMS/11 - Tool TO-92 stand-off/snap-in

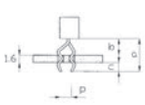

	a	b	c	p*	
Min. mm	6	3	1,4	1,27	
Max. mm	9	6	fix	fix	

dpv*link* 6240

Article	Type
415.936.930011	**SMS/11 - tool TO-92 stand-off/snap-in** center lead spread, crimp, cut, Grid dimension 2.54 x 1.27 mm, incl. locating bracket

SMS/11.2 - Tool TO-92 stand-off/snap-in

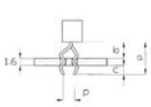

	a	b	c	p*	
Min. mm	6	3	1,4	2,54	
Max. mm	9	6	fix	fix	

dpv*link* 6241

Article	Type
415.936.930011.2	**SMS/11.2 - tool TO-92 stand-off/snap-in** center lead spread, crimp, cut, grid dimension 5.08 x 2.54 mm incl. locating bracket

- customer-specific tools available on request-

Cut-off saw

Cut-off saw Olamef

For the cutting of female connectors and plug connectors with grooves.

Simple and quick conversion to different sizes. The stop with detent and additional fine adjustment for lengths of 1 to 32 pins. A hold-down clamp for a reliable positioning. DC motor with speed control for a optimal cutting performance.

Robust construction for a precise cutting in continuous operation.

The number of the cuts is recorded with an 8-digit digital LCD display.

Technical data

Saw blade material:	HSS
External diameter:	63 mm
Thickness:	0.25 mm
Material cut:	
Width max.	12 mm
Height max.	8 mm
Sawn strip length:	1 - 32-pin
Grid spacing:	2.54 mm
Operating temperature	15°C - 25°C
Power supply:	110 or 220 V ^ 50-60 Hz
Weight:	10.0 kg

The products meet the safety requirements of the EC directives. An EC declaration of conformity is supplied with the devices.

Scope of delivery:

Strip saw, saw blade, key set, power cable, cutter tray and user manual

dpv*link* 13364

Article	Type
415.1090002	**Cut-off saw Olamef**
415.1090011	**Saw blade (for strips saw SEP-4/Olamef)**

Vacuum sealers

Vacuum packaging machine

Benefit from the advantages of the vacuum packaging machines with gas flushing. Since no complete chamber has to be gassed or emptied, the operation is quickly completed with lower gas consumption.

- quick operation
- lower gas consumption
- no restriction of the bag length
- high-quality stainless steel housing
- compact table-top device

Typ VS450M-D / VS450E-D

Features:

- double sealing (up/down)
- vacuum pump
- gas flushing time-controlled
- sensor- or time-controlled vacuum generation
- digital LCD vacuum display
- 5 programs can be saved

Typ VS800E-D

Technical data:

Device	VS450M-D	VS450E-D	VS600E-D	VS800E-D
Weight	35 kg	38 kg	40 kg	68 kg
Dimensions	641 x 380 x 269 mm	354 x 506 x 263 mm	641 x 380 x 269 mm	735 x 846 x 276 mm
Sealing bar length	450 mm	450 mm	600 mm	800 mm
Sealing bar width	10 mm	10 mm	10 mm	5 mm
max. bag width	400 mm	400 mm	590 mm	790 mm
Vacuum pump	Vacuum pump	Ejector vacuum pump	Ejector vacuum pump	Ejector vacuum pump
Air pressure	movement motorized	approx. 6.5 bar	approx. 6.5 bar	approx. 6.5 bar

dpv*link* 21666

Article	Type
3420.450.M	**Vacuum packaging machine type VS450E-D** with vacuum pump (ejector vacuum pump optionally available)
3420.450.E	**Vacuum packaging machine type VS450E-D** with ejector vacuum pump
3420.600.E	**Vacuum packaging machine type VS600E-D** with ejector vacuum pump
3420.800.E	**Vacuum packaging machine type VS800E-D** with ejector vacuum pump

DPV ELEKTRONIK

Weitere Artikel finden Sie unter www.compumet.ch

Vacuum packaging machines - table models

The **ESD models VACUBOY** and **PLUSVAC 20** are ideal for the safe vacuum packaging of highly sensitive electronic components. Compact table chamber models enable a reliable vacuum procedure without complex assembly. In combination with the **Comfort control board** high-performance vacuum pumps ensure a quick processing.

VACUBOY

- Made in Germany
- high-quality stainless steel housing
- chamber model
- high-performance vacuum pump
- vacuum stop button
- electronic Comfort control board
- insert plates for height adjustment
- convex acrylic glass lid
- with large LED display, also readable from the distance

PLUSVAC 20

- **ESD version**
  - stainless steel housing
  - dissipative feet
  - dissipative insert plates
  - dissipative lid

Technical data

Model	VACUBOY ESD	PLUSVAC 20 ESD
Chamber size W x L x H	360 x 380 x 140 mm	430 x 505 x 175 mm
Sealing length	350 mm	1 x 405 mm optionally 2nd sealing bar
Sealing jaw	front back optionally with 2nd sealing bar	front back optionally with 2nd sealing bar
Pump	10 cbm/h	21 cbm/h
Power supply	230 V / 1 Ph+N+PE/50 Hz	400 V / 3 Ph+N+PE/50 Hz
Power	0.7 kW	1.1 kW
Max. bag size	350 x 400 mm	400 x 500 mm
External dimensions W x D x H closed lid	400 x 500 x 360 mm	480 x 655 x 385 mm
Height open lid	760 mm	920 mm
Weight	44 kg	62 kg

Options

- Perfect control board
- Gas flushing
- Cut-off and sealing
- Air pressure supported sealing
- Switch off sealing bar
- Additional sealing bar
- Bigger vacuum pump

Perfect control board

Sensor-control electronics ensure a constant vacuum. Vacuum and sealing times are adjustable. Up to 10 application programs are possible.

dpv*link* 22104

Article	Type
3430.100	**VACUBOY ESD Vacuum packaging machine** Table model with Comfort control board Chamber size 360 x 380 x 140 mm Sealing length 350 mm
	Optionen
3430.150	**Program control board Perfect** constant vacuum for VACUBOY
3430.151	**Gas flushing** for VACUBOY
3430.152	**Cut-off sealing** Cut-off and sealing with time setting for VACUBOY
3430.153	**Reinforced transformer** for VACUBOY

Vacuum packaging machine - table model PLUSVAC 20

dpv*link* 22148

Article	Type
3430.201	**PLUSVAC 20 ESD vacuum packaging machine 400 Volt** Table model with Comfort control board Chamber size 430 x 505 x 175 mm Sealing length 405 mm
	Optionen
3430.250	**Program control board Perfect** constant vacuum for PLUSVAC 20
3430.251	**Gas flushing** for PLUSVAC 20
3430.252	**Cut-off sealing** Cut-off and sealing with time setting for PLUSVAC 20
3430.253	**Reinforced transformer** for PLUSVAC 20
3430.254	**Air pressure** Air pressure supported sealing for thicker bags for PLUSVAC 20
3430.255	**2nd sealing bar** for PLUSVAC 20 sealing bar in the back

Vacuum packaging machines - floor models

The **ESD floor models PLUSVAC 21** and **PLUSVAC24** are ideal for the safe vacuum packaging of highly sensitive electronic components. You play it safe using ESD film bags e.g. DPV-100. Robust and compact floor models are suitable for any application. In combination with the **Comfort control board** high-performance vacuum pumps ensure a quick processing.

- Made in Germany
- chamber model
- high-quality stainless steel housing
- high-performance vacuum pump
- vacuum stop button
- electronic Comfort control board
- insert plates for height adjustment
- convex acrylic glass lid
- with large LED display, also readable from the distance

- **ESD version**
  - stainless steel housing
  - dissipative feet
  - dissipative insert plates
  - dissipative lid

Technical data

Model	PLUSVAC 21 ESD	PLUSVAC 24 ESD
Chamber size W x L x H	430 x 505 x 175 mm	640 x 480 x 200 mm
Sealing length	1 x 405 mm (2 x 405 mm / 2nd optional sealing bar)	2 x 455 mm
Sealing jaws	in front back optionally with 2nd sealing bar	right and left
Pump	21 (40 / 40 / 60) cbm/h	40 (40 / 60) cbm/h
Power supply	400 V / 3 Ph+N+PE/50 Hz	400 V / 3 Ph+N+PE/50 Hz
Power	1.1 (1.5 / 1.9) kW	1.5 (1.5 / 1.9) kW
Max. bag size	400 x 500 mm	450 x 600 mm
External dimensions W x D x H closed lid	480 x 655 x 975 mm	710 x 665 x 1,010 mm
Height open lid	1550 mm	1500mm
Weight	65 (95 / 97) kg	115 (115 / 117) kg

Options

- Perfect control board
- Gas flushing
- Cut-off and sealing
- Air pressure supported sealing
- Switch off sealing bar
- Additional sealing bar
- Bigger vacuum pump

Perfect control board

Sensor-control electronics ensure a constant vacuum. Vacuum and sealing times are adjustable. Up to 10 application programs are possible.

dpv*link* 22106

Article	Type
3430.300	**PLUSVAC 21 ESD Vacuum packaging machine** Floor model with Comfort control board Chamber size 430 x 505 x 175 mm Sealing length 405 mm
	Optionen
3430.350	**Program control board Perfect PLUSVAC 21** constant vacuum for PLUSVAC 21
3430.351	**Gas flushing** for PLUSVAC 21
3430.352	**Cut-off sealing PLUSVAC 21** Cut-off and sealing with time setting for PLUSVAC 21
3430.353	**Reinforced transformer for PLUSVAC 21** for PLUSVAC 21
3430.354	**Air pressure PLUSVAC 21** Air pressure supported sealing for thicker bags for PLUSVAC 21
3430.355	**2nd sealing bar** for PLUSVAC 21 not possible in combination with gas flushing sealing bar in the back
3430.356	**40 cbm/h pump** for PLUSVAC 21
3430.357	**60 cbm/h pump** for PLUSVAC 21

Vacuum packaging machine - floor model PLUSVAC 24

dpv*link* 22160

Article	Type
3430.400	**PLUSVAC 24 ESD Vacuum packaging machine** Floor model with Comfort control board Chamber size 640 x 480 x 200 mm Sealing length 2 x 455 mm
	Optionen
3430.450	**Program control board Perfect** constant vacuum for PLUSVAC 24
3430.451	**Gas flushing** for PLUSVAC 24
3430.452	**Cut-off sealing** Cut-off and sealing with time setting for PLUSVAC 24
3430.454	**Air pressure PLUSVAC 24** Air pressure supported sealing for thicker bags for PLUSVAC 24
3430.457	**60 cbm/h pump** for PLUSVAC 24

DPV ELEKTRONIK
Weitere Artikel finden Sie unter www.compumet.ch

Mounting accessories Equipment

Assembly stands

Vises 516
Spannfix Vario 517

Assembly frames

Assembly frames 518

Dispensing pen Bonpen

Dispensing pen Bonpen 519

Dispensing equipment

Dispensing equipment 519
Consumables 523
Dispensing needles 524
Dispensing equipment Kahnetics 526
Consumables Kahnetics 527
Dispensing needles Kahnetics 527

Workstation lighting

Workstation lamps 528

System workstation lighting

System workstation lamps 530

Magnifier lamps

Magnifier lamps 530

Inspection systems

Cam BETA 537
TEK-Scope HD inspection system 538
EVO Cam II 539
MANTIS Inspection systems 541
LYNX EVO 544
Stereo zoom eyepiece microscope 546
KERN Microscopes 548
Eschenbach Stereo microscopes 549

Magnifiers

Magnifiers 550

Cleanroom

Cleanroom cleaning sticks / Swabs 552
Cleanroom office supplies 553
Cleanroom wipes 553
Cleanroom gloves 554
Cleanroom clothes 554
Special footwear 555
Tacky mats 556
Overshoes 557
Swivel chairs cleanroom 557
ESD vacuum cleaner 560

Cleaning

Cleaning 560
EPAclean® Cleaning agents 562
Antistatic cleaning / coating 563
Microfiber cloths 564
Cleaning of PCBs and metal parts 565

Maintenance aids

Maintenance aids 569

Contact / Mechanical greasing

Contact / Mechanical greasing 571

Protective lacquers

Protective lacquers 572

Thermally conductive products

Thermally conductive products 575

Potting compounds

Potting compounds 576

Assembly stands

Small vises

The BERNSTEIN ball joint vise has a steplessly adjustable joint head that can be rotated 360° and tilted +/- 45. The upper part of the vise can thus be tilted in any direction and allows for working in front of or above the table. With a simple lever movement, the ESD vise head is released in the conical socket, individually aligned and clamped again. In the EPA the ESD vise is connected to the grounding point with a 10 mm snap via the base.

Spannfix BERNSTEIN small vise with table clamp mounting

- suitable for workbenches with a max. table plate thickness of 80 mm
- fast and easy to mount
- steplessly adjustable

Technical data:

Clamping pressure:	150 kp
Opening of jaws:	70 mm
Clamping depth:	38 mm
Jaw width:	50 mm
Jaws:	plastic exchangeable
Weight:	1.45 kg
Surface resistance R_P: (ESD version)	10^7 - 10^8 Ohm

dpv*link* 6943

Article	Type
9-205.ESD	**Spannfix BERNSTEIN ESD small vise with table clamp mounting** ESD version dissipative, color: black
9-205	**Spannfix BERNSTEIN small vise with table clamp mounting** non-conductive version, color: grey

Spannfix BERNSTEIN small vise with bolt-on baseplate

NEU

- baseplate for a permanent mounting with bolts on workbenches and other surfaces
- fixation with four through holes (ø 9 mm)
- steplessly adjustable

Technical data:

Clamping pressure:	1470 N
Opening of jaws:	70 mm
Clamping depth:	38 mm
Jaw width:	50 mm
Jaws:	Plastic, exchangeable
Weight:	1310 g
Baseplate:	150 x 105 mm

dpv*link* 6945

Article	Type
9-215.ESD	**Spannfix BERNSTEIN ESD small vise with bolt-on baseplate** ESD version dissipative, color black
9-215	**Spannfix BERNSTEIN small vise with bolt-on baseplate** non conductive version, color grey

Spannfix BERNSTEIN small vise ESD set

NEU

With a simple lever movement, the ESD vise head is released in the conical socket, individually aligned and clamped again. In the EPA the ESD vise is connected to the grounding point with a 10 mm snap via the base.

9-205.ESD.SET1 - consisting of:

9-205.ESD	Vise with ball joint SPANNFIX with table clamp mounting, dissipative
2201.233	Grounding plug, 2 x snap 10 mm / 1 x screw connector with knurled nut (for eyelets M4 / M5)
2250.756.10	Grounding cable (smooth cable 1.5m), snap 10 mm / snap 10 mm

9-215.ESD.SET1 - consisting of:

9-215.ESD	Vise with ball joint SPANNFIX with bolt-on plate, dissipative
2201.233	Grounding plug, 2 x snap 10 mm / 1 x screw connector with knurled nut (for eyelets M4 / M5)
2250.756.10	Grounding cable (smooth cable 1.5m), snap 10 mm / snap 10 mm

dpv*link* 24629

Article	Type
9-205.ESD.SET1	**Spannfix BERNSTEIN ESD SET** ESD small vise with table clamp mounting
9-215.ESD.SET1	**Spannfix BERNSTEIN ESD SET** ESD small vise with bolt-on plate

DPV ELEKTRONIK

Weitere Artikel finden Sie unter www.compumet.ch

Spannfix Vario

The SPANNFIX Vario individual elements can be combined arbitrarily.

Application example 1
9-251.ESD
9-253.ESD
9-255.ESD

Application example 2
9-251.ESD
9-252.ESD

Spannfix BERNSTEIN ESD Vario base with table clamp mounting

- with table clamp mounting, for the screwing on workbenches
- max. table plate thickness of 80 mm
- weight: 0.95 kg.

dpv*link* 6964

Article	Type
9-251.ESD	**Spannfix BERNSTEIN ESD Vario base with table clamp mounting** ESD version, dissipative, color: black
9-251	**Spannfix BERNSTEIN ESD Vario base with table clamp mounting** not conductive version, color: grey

Spannfix BERNSTEIN ESD Vario base with bolt-on baseplate

- ith screw-on baseplate and threaded pin M 12 x 1.5 for a permanent mounting with bolts
- base plate 150 x 105 mm
- weight: 0.80 kg.

dpv*link* 6966

Article	Type
9-261.ESD	**Spannfix BERNSTEIN ESD Vario base with bolt-on baseplate** ESD version, color black
9-261	**Spannfix BERNSTEIN ESD Vario base with bolt-on baseplate** non conductive version, color grey

Spannfix base ESD set

NEU

ESD set consisting of:

9-205.ESD or 9-215.ESD	SPANNFIX Vario ESD base with ball joint, dissipative
2201.233	Grounding plug, 2 x snap 10 mm / 1 x screw connector with knurled nut (for eyelets M4 / M5)
2250.756.10	Grounding cable (smooth cable 1.5m), snap 10 mm / snap 10 mm

dpv*link* 24632

Article	Type
9-251.ESD.SET1	**Spannfix BERNSTEIN ESD Vario base with table clamp mounting SET**
9-261.ESD.SET1	**Spannfix BERNSTEIN ESD Vario base with bolt-on plate SET**

Screw head SPANNFIX

Technical data:

Clamping pressure:	150 kp
Opening of jaws:	70 mm
Clamping depth:	38 mm
Jaw width:	50 mm
Jaws:	Plastic, exchangeable
Weight:	0.56 kg

dpv*link* 6952

Article	Type
9-252.ESD	**Screw head ESD SPANNFIX** ESD version, dissipative, color: black
9-252	**Screw head SPANNFIX** non-conductive version, color: grey

PCB holder SPANNFIX

Adjustable span width, arbitrary extension possible at any time, correct clamping by adjusting the center position; firm clamping of the PCB by integrated suspension in the holding bars.

dpv*link* 6954

Article	Type
9-253.ESD	**PCB holder ESD SPANNFIX** 25-270 mm span width, max. height 70 mm, weight: 0.28 kg, ESD version dissipative, color: black
9-253	**PCB holder SPANNFIX** 25-270 mm span width, max. height 70 mm, weight: 0.28 kg, not conductive version, color: grey

Angular adapter

- usable for any attachable tool allowing an even larger turning radius (article no. 9-253/9.253.ESD)
- weight: 0.095 kg.

dpv*link* 6960

Article	Type
9-255.ESD	**Angular adapter ESD SPANNFIX** ESD version, dissipative, color: black
9-255	**Angular adapter SPANNFIX** non-conductive version, color: grey

Universal screw-on plate SPANNFIX

- Slots made for common standard screws, for the construction of prototypes or for holding e.g. tuner, line output transformer, loudspeakers etc.
- weight: 95 g

dpv*link* 6968

Article	Type
9-254.ESD	**Universal screw-on plate ESD SPANNFIX** ESD version, color black
9-254	**Universal screw-on plate SPANNFIX** non conductive version, color grey

Cover plate SPANNFIX for equipped frames

- for the use with 9-253
- covered with 20 mm foam
- components of different sizes are pressed in such a way that after turning the PCB holder a correct soldering is possible
- size of the cover plate: 240 x 130 mm
- weight: 0.26 kg.

dpv*link* 6956

Article	Type
9-256	**Cover plate SPANNFIX for equipped frames (to 9-253)** not conductive version, color: red

Rapid turning device SPANNFIX

- for the use with 9-253 / 9-253.ESD
- with fixed angle adapter
- allows an extremely fast rotation of the PCB holder with PCB and cover plate by 180°
- weight: 0.27 kg.

dpv*link* 6962

Article	Type
9-257.ESD	**Rapid turning device ESD** ESD version, dissipative, color: black
9-257	**Rapid turning device** non-conductive version, color: grey

Assembly frames

PCSA assembly frames

The assembly frames facilitate the equipping and soldering of PCBs, especially for series production.

The PCB are placed and held between the guide rails by locking knurled nuts. The central rail is removable allowing an optimal use of the working surface.

After the assembly the components are pressed by the cover plate with ESD foam insert. The distance of the pressure plate to the frame is adjustable, the lid is closed by springs. The PCBs are moved back into the working position by the raising and turning of the holder.

During the soldering and cutting, the components are held safely. The holding frame can be simply removed and transported to the next workstation.

In compliance with the ESD standard DIN EN 61340-5-1

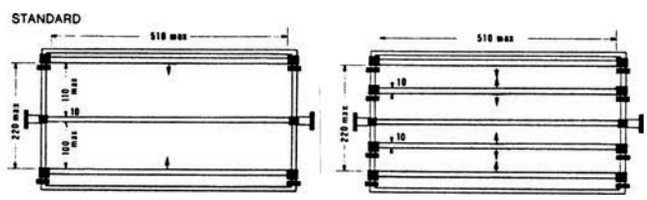

The standard types of PCSA 1-2-3-4 are equipped with 1 central rail and 2 adjustable guide rails.

dpv*link* 3036

Article	Type
690.101.ESD	**PCSA 1 ESD assembly frame** max. PCB size 270 x 220 mm
690.102.ESD	**PCSA 2 ESD assembly frame** max. PCB size 500 x 220 mm
690.104.ESD	**PCSA 4 ESD assembly frame** max. PCB size 500 x 350 mm
	Accessories
690.201	Additional rail for PCSA 1, complete
690.202	Additional rail for PCSA 2, complete
690.204	Additional rail for PCSA 4, complete

Weitere Artikel finden Sie unter www.compumet.ch

Dispensing pen Bonpen

Dispensing pen ESD Bonpen

Empty dispensing pen refillable
- 7 different tips for diverse applications
- Excellent for fine and precise application of the flux or other suitable solutions
- Usable for flux, solvents, lubricants, masks and water-based products
- antistatic / ESD version
- PU: 5 pieces

dpv*link* 23097

Article	Type
I-BON-102.ESD	**Dispensing pen ESD BON-102** Tip I-BR-102 conical short, fine nylon brush Width 4.3 mm, length 14 mm
I-BON-102B.ESD	**Dispensing pen ESD BON-102B** Tip I-BR-102B conical short, fine felt Width 4.0 mm, length 9.5 mm
I-BON-102D.ESD	**Dispensing pen ESD BON-102D** Tip I-BR-102D chisel-shaped flat, fine nylon brush Width 6.2 mm, length 17 mm
I-BON-102F.ESD	**Dispensing pen ESD BON-102F** Tip I-BR-102F chisel-shaped flat, fine felt Width 4.5 mm, length 10 mm
I-BON-102K.ESD	**Dispensing pen ESD BON-102K** Tip I-BR-102K chisel-shaped oblique, fine felt Width 4.5 mm, length 12.5 mm
I-BON-102S.ESD	**Dispensing pen ESD BON-102S** Tip I-BR-102S conical ultrafine and extra short, fine nylon brush Width 2.5 mm, length 10 mm
I-BON-102T.ESD	**Dispensing pen ESD BON-102T** Tip I-BR-102T conical long, fine nylon brush Width 5.2 mm, length 18 mm
I-BON-102A.ESD	**Dispensing pen ESD BON-102A** contains dispensing pens Bonpen I-BON-102, I-BON-102B, I-BON-102D, I-BON-102F, I-BON-102K, I-BON-102S, I-BON-102T

Tips Bonpen

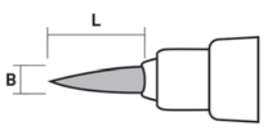

PU: 5 pieces

dpv*link* 23098

	Article	Version	W [mm]	L [mm]
	I-BR-102.ESD	conical shape short, fine nylon brush	4.3	14
	I-BR-102B.ESD	conical shape short, fine felt	4.0	9.5
	I-BR-102D.ESD	chisel shape flat, fine nylon brush	6.2	17
	I-BR-102F.ESD	chisel shape flat, fine felt	4.5	10
	I-BR-102K.ESD	chisel shape oblique, fine felt	4.5	12.5
	I-BR-102S.ESD	Conical ultrafine and extra short, fine nylon brush	2.5	10
	I-BR-102T.ESD	conical shape long, fine nylon brush	5.2	18

Cartridge for dispensing tip Bonpen ESD

dpv*link* 23114

Article	Type
I-CA102.ESD	**Replacement cartridge for dispensing pen ESD Bonpen** Content: 7ccm, PU: 5 pieces

Dispensing equipment

DC150 Dispenser

The analog dispenser DC150 is only recommended for manual dispensing applications. The dispensing process is triggered by pressing the foot switch. The device is a low-cost alternative and ensures continuous dispensing operations with the same precision and quality. It is suitable for all types of media and equipped with vacuum retention to that to avoid dripping of low-viscosity media.

Features:

- Continuous dosing cycle
- Wide application range
- Vacuum retention to prevent dripping
- low-cost, higly reliable system

1. Vacuum retention
2. Compressed air outlet
3. Pressure gauge for compressed air outlet
4. Pressure regulator
5. Power LEDs

Technical data:

Dimensions:	235 x 75 x 220 mm
Dispensing method:	Manual
Input voltage:	85-264 V AC / 50/60 Hz
Working voltage:	24 V DC (incl. foot switch)
Compressed air input:	0-7 bar
Compressed air output:	0.1-7 bar
Weight:	approx. 1.3 kg

Accessory kit (scope of delivery)		Pieces
504576	cold-device cable 230V AC	1
504569	foot switch	1
504571	cartridge holder	1
504572	hose for compressed air inlet	1
990180	30cc cartridge adapter	1
801004	30cc cartridge	3
801009	30cc plug	3
990062-K	dispensing needle set small 17-piece	

dpv*link* 19869

Article	Type
DC150	**DC150 Dispenser** incl. standard accessories

DC270 Dispenser with time control

The devices of the **DC 200 dispenser series** are equipped with a timer allowing to adjust a dosing time of 0.01 to 30 seconds.
The two available versions can be distinguished by the dimensioning of the compressed air outlet. The DC 200 is designed to control precisely the pneumatically controlled dosing cycles, like e.g. dosing cycles of 3 – 55 cc small cartridges. The integrated pressure regulator allows for a precise pressure.

Features:

- Timer
- Pressure gauge to set the pressure
- wide-range power supply unit 85-264V AC
- Vacuum retention

1. Vacuum retention
2. Compressed air outlet
3. Pressure gauge for compressed air outlet
4. Pressure regulator
5. Power LED
6. Timer ON / OFF
7. Adjustment of period

Technical data:

Dimensions:	235 x 75 x 220 mm
Time range:	0.01 - 31 seconds
Dispensing method:	manual or time-controlled
Input voltage:	85-264 V AC / 50/60 Hz
Working voltage	24 V DC (incl. foot switch)
Compressed air input:	0-7 bar
Compressed air output:	0.1-7 bar
Weight:	1.3 kg

Accessory kit (scope of delivery)		Pieces
504576	cold-device cable 230V AC	1
504569	foot switch	1
504571	cartridge holder	1
504572	hose for compressed air inlet	1
990180	30cc cartridge adapter	1
801004	30cc cartridge	3
801009	30cc plug	3
990062-K	dispensing needle set small 17-piece	

dpv*link* 19859

Article	Type
DC270	**DC270 Dispenser** incl. standard accessories

DC370 Dispenser with time control

A digital control of the input pressure and an adjustable pressure limit increase the process reliability of the **DC 300**. The four devices of the DC 300 series can be distinguished by the compressed air output and the optional I/O port allowing an integration of the DC 300 in automated workflows.

Features:

- optional I/O port
- digital display
- cycle operation
- 9 program courses
- input pressure monitoring with integrated pressure sensor and error display
- switchable unit bar/psi
- timer
- pressure gauge for compressed air regulation
- wide-range power supply 85-264V AC
- vacuum retention

1. Vacuum retention
2. Compressed air outlet
3. Pressure gauge for compressed air outlet
4. Pressure regulator
5. 7-segment display
6. Status LEDs
7. Operating keys

Technical data:

Dimensions:	235 x 75 x 220 mm
Time range:	0.01-9999 seconds
Dispensing method:	manual or time-controlled
Input voltage:	85 - 264 V AC
Working voltage:	24 V DC (incl. foot switch)
Compressed air input:	0-7 bar
Compressed air output:	0.1-7 bar
Weight:	1.3 kg

Accessory kit (scope of delivery)		Pieces
504576	cold-device cable 230V AC	1
504569	foot switch	1
504571	cartridge holder	1
504572	hose for compressed air inlet	1
990180	30cc cartridge adapter	1
801004	30cc cartridge	3
801009	30cc plug	3
990062A-G	dispensing needle set large 134-piece	

dpv*link* 19864

Article	Type
DC370	**DC370 Dispenser** incl. standard accessories

DPV ELEKTRONIK
Weitere Artikel finden Sie unter www.compumet.ch

DC600 Dispenser with vacuum tweezers

The vacuum tweezers turn the **DC 600** into the ideal device for pick-and-place applications and for the mounting and reworking of small components.
Before positioning the components it is possible to apply solder pastes and other materials with maximum precision. so, the DC600 is suitable for many industrial applications in the miniature field. It is suitable for all types of media. The device is equipped with a vacuum retention system to avoid a dripping of low-viscose media.

Features:

- two functions in one device
- vacuum tweezers
- timer
- vacuum suck-back to avoid dripping
- suitable for dispensing and positioning applications



1. Vacuum retention
2. Compressed air outlet
3. Pressure gauge
4. Pressure regulator
5. Power LED
6. Timer ON / OFF
7. Adjustment of period
8. Connection for vacuum tweezers
9. Vacuum for vacuum tweezers

Technical data:

Dimensions:	260 x 75 x 220 mm
Time range:	0.01-31 seconds
Dispensing method:	manual or time-controlled
Input voltage:	85-264 V AC
Working voltage (incl. foot switch):	24 V DC
Dispensing speed:	600+/minute
Compressed air input:	0-7 bar
Compressed air outlet:	0.1-7 bar
Weight:	1.5 kg

Accessory kit (scope of delivery)		Pieces
504576	cold-device cable 230V AC	1
504569	foot switch	1
504571	cartridge holder	1
504572	hose for compressed air inlet	1
990180	30cc cartridge adapter	1
801004	30cc cartridge	3
801009	30cc plug	3
990062A-G	dispensing needle set large 134-piece	1
560046	tweezers with vacuum function incl. vacuum exhauster mm Ø 3.5 / Ø 5.1 / Ø 6.4 / Ø 8.1 / Ø 10.2 and dispensing needles 45° bent mm Ø 0.5 / Ø 0.8 / Ø 1.6	

dpv*link* 17376

Article	Type
DC600	**DC600 Dispenser** incl. standard accessories

DC1000 Digital dispenser

NEU

The digital dispenser of the DC1000 series is the ideal entry to the digital dosing technology. The device is operated with the keys on the left and right of the display showing all parameters. Information about dosing time control, teach-in function, program selection, cycle counter, digital pressure monitoring, etc. can be easily read due the simple and self-explanatory display. The device can communicate with PLC or machine control via the standard I/O interface.

Features:

- digital pressure input display
- 8 program channels
- cycle counter
- precision pressure regulator
- Made in Germany



1. Vacuum retention
2. Compressed air outlet
3. Pressure gauge for compressed air outlet
4. Precision pressure regulator
5. Display
6. Status LEDs
7. Operating keys

Technical data:

Dimensions:	260 x 75 x 220 mm
Weight:	1.5 kg
Dosing time:	0.01-999 seconds
Operation mode:	manual or time-controlled
Input voltage:	85-264 V AC
Working voltage:	24 V DC (incl. foot switch)
Compressed air input:	0-7 bar
Compressed air outlet:	0.08-6 bar
Display:	128 x 64 Pixel
Programs:	9 program channels

Accessory kit (scope of delivery)		Pieces
504576	cold-device cable 230V AC	1
504569	foot switch	1
504571	cartridge holder	1
504572	hose for compressed air inlet	1
990180	30cc cartridge adapter	1
801004	30cc cartridge	3
801009	30cc plug	3
990062A-G	dispensing needle set large 134-piece	

dpv*link* 25072

Article	Type
DC1020	**DC1020 Digital dispenser - max. 2 bar** with standard accessories
DC1040	**DC1040 Digital dispenser - max. 4 bar** with standard accessories
DC1060	**DC1060 Digital dispenser - max. 6 bar** with standard accessories

DC1100 Digital dispenser

NEU

The DC1100 dispenser series ist available in different versions differing in the height of the maximal dosing pressure. is designed to control precisely the pneumatically controlled dosing cycles, like e.g. dosing cycles of 3 – 55 cc small cartridges. The used precision pressure regulator allows adjusting exactly the pressure on the material in the cartridge. The calibration of the vacuum retention is shown on the dislay. The digital pressure control including display of the input pressure increases the process reliability.

Features:

- timer
- I/O port
- precision pressure regulator
- input pressure control
- backlit display
- digital display of the vacuum retention
- EMC-safe and tested



1. Vacuum retention
2. Compressed air outlet
3. Pressure gauge for compressed air outlet
4. Precision pressure regulator
5. Display
6. Status LEDs
7. Operating keys

Technical data:

Dimensions:	260 x 75 x 220 mm (W x H x D)
Weight:	1.5 kg
Dosing time:	0.01 - 999 Sekunden
Input voltage:	85-264 V AC
Working voltage:	24 V DC (incl. foot switch)
Compressed air input:	up to 7 bar (display: digital)
Compressed air outlet:	0.08 - 6 bar
Vacuum retention:	• digital display of all pressures • display as numeric value and level indicator • 3-digit without unit
Display:	128 x 64 Pixel
Programs:	8 program channels

Accessory kit (scope of delivery)		Pieces
504576	cold-device cable 230V AC	1
504569	foot switch	1
504571	cartridge holder	1
504572	hose for compressed air inlet	1
990180	30cc cartridge adapter	1
801004	30cc cartridge	3
801009	30cc plug	3
990062A-G	dispensing needle set large 134-piece	

dpv*link* 25115

Article	Type
DC1120	**DC1120 Digital dispenser - max. 2 bar** with standard accessories
DC1140	**DC1140 Digital dispenser - max. 4 bar** with standard accessories
DC1160	**DC1160 Digital dispenser - max. 6 bar** with standard accessories

DC1200 Digital dispenser

NEU

The fully digital DC1200 provides a completely revised display allowing to read all relevant working pressures as level indicator and numeric value. The advantage of the digital display is its precise readability. Dosing pressure, vacuum retention and dosing times can be set and monitored precisely and reproducibly. The DC1200 provides a teach-in function, a programm selection with 8 memories, a cycle counter etc. The simple and self-explanatory menu display offers highest ease of use. The device can communicate with PLC or machine control via the standard I/O interface.

Features:

- timer
- I/O port
- precision pressure regulator
- input pressure control
- backlit display
- digital display of the vacuum retention
- EMC-safe and tested

1. Vacuum retention
2. Compressed air outlet
3. Precision pressure regulator
4. Display
5. Status LEDs
6. Operating keys

Technical data:

Dimensions:	260 x 75 x 220 mm (W x H x D)
Weight:	1.5 kg
Dosing time:	0.01 - 999 Sekunden
Input voltage:	85-264 V AC
Working voltage:	24 V DC
Compressed air input:	up to 7 bar (display: digital)
Compressed air outlet:	0.08 - 6 bar
Vacuum retention:	• digital display of all pressures • display as numeric value and level indicator • 3-digit without unit
Display:	128 x 64 Pixel
Programs:	8 program channels

Accessory kit (scope of delivery)		Pieces
504576	cold-device cable 230V AC	1
504569	foot switch	1
504571	cartridge holder	1
504572	hose for compressed air inlet	1
990180	30cc cartridge adapter	1
801004	30cc cartridge	3
801009	30cc plug	3
990062A-G	dispensing needle set large 134-piece	

dpv*link* 25119

Article	Type
DC1220	**DC1220 Digital dispenser - max. 2 bar** with standard accessories
DC1240	**DC1240 Digital dispenser - max. 4 bar** with standard accessories
DC1260	**DC1260 Digital dispenser - max. 6 bar** with standard accessories

DPV ELEKTRONIK
Weitere Artikel finden Sie unter www.compumet.ch

DB-815 foot valve dispenser

The DB-815 foot valve dispenser is the robust and cost-efficient dosing unit for simple purposes. The dispensing impulse is controlled by the foot pedal achieving a perfect control of the dispensing process. Liquids of any viscosity can easily be processed.

dpv*link* 2880

Article	Type
DB815	**DB-815 foot valve dispenser, without vacuum** (without accessories)

Consumables

Cartridges PP series 8000 "transparent"

for UV applications

dpv*link* 22240

Article	Size in cm³	Shipping Unit
801001	3	50 piece
801002	5	40 piece
801003	10	30 piece
801004	30	20 piece
801005	55	15 piece

Cartridges PP series 8000 "amber"

for UV applications

dpv*link* 22246

Article	Size in cm³	Shipping Unit
801040	3	50 piece
801041	5	40 piece
801042	10	30 piece
801043	30	20 piece
801044	55	15 piece

Cartridges PP series 8000 "black"

for UV applications

dpv*link* 22252

Article	Size in cm³	Shipping Unit
801045	3	50 piece
801046	5	40 piece
801047	10	30 piece
801048	30	20 piece
801049	55	15 piece

Cartrige adapter series 8000

The cartridge adapter of the series 8000 permits a safe and quick connection of the cartridge to the compressed air socket of the dispenser.

PU = 1 piece

dpv*link* 22259

Article	Type
990183	**Cartridge adapter 3cc** with 1m tube
990182	**Cartrige adapter 5 cc** with 1m tube
990181	**Cartrige adapter 10cc** with 1m tube
990180	**Cartrige adapter 55/30 cc** with 1m tube

Adapter head series 8000

replacement part, incll. O-Ring, for 4/2 tube

PU = 1 piece

dpv*link* 22274

Article	Type
990191	Adapter head for 3cc cartridge
990190	Adapter head for 5cc cartridge
990189	Adapter head for 10cc cartridge
990188	Adapter head for 55/33cc cartridge

Plug series 8000

green, polyethylene, with Smooth Flow

dpv*link* 22279

Article	Size in cm³	Shipping Unit
801006	3	50 piece
801007	5	40 piece
801008	10	30 piece
801009	55 / 30	20 piece

End cap series 8000

green, polyethylene

dpv*link* 22284

Article		Size in cm³	Shipping Unit
801038	Needle cap	3-55	10
801034	Upper end cap 3cc cartridge	3	10
801035	Upper end cap 5cc cartridge	5	10
801036	Upper end cap 10cc cartridge	10	10
801037	Upper end cap 30/55cc cartridge	30 / 55	10

Adapter hose series 8000 for cartridge adapter heads

Replacement part, polyvinyle, transparent.

dpv*link* 22294

Article		Internal Ø	External Ø
560780	Adapter hose for cartridge adapter heads	3,18	6,3

Safety clip series 8000

replacement part, for cartridge adapter

dpv*link* 22306

Article	Type
5606034	Safety clip for cartridge adapter

Fine filter for compressed air series 8000

for cartridge adapter

dpv*link* 22308

Article	Type
5606037	Fine filter for compressed air

Plug "Neoprene"

black

PU = 20 pieces

dpv*link* 2854

Article	
502799	**Plug "Neoprene"** for 80cc / 55cc / 30 cc cartridges

Hand piston

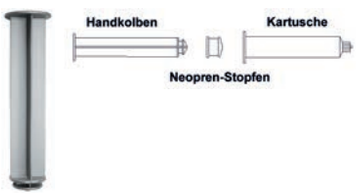

suitable for plugs "Neoprene"

dpv*link* 8705

Article	Size in cm^3
560002A-PLR	30

O-Ring "Buna"

black

PU = 10 pieces

dpv*link* 2882

Article	Type
560005B	O-Ring "Buna" for cartridge 5cc
560006B	O-Ring "Buna" for cartridge 55cc/30cc
560038B	O-Ring "Buna" for cartridge 3cc
560043B	O-Ring "Buna" for cartridge 10cc

O-Ring "Viton"

for aggressive liquids

PU = 10 pieces

dpv*link* 2887

Article	Type
560005V	O-Ring "Viton" for cartridge 5cc
560006V	O-Ring "Viton" for cartridge 55cc/30cc
560038V	O-Ring "Viton" for cartridge 3cc
560043V	O-Ring "Viton" for cartridge 10cc

Needle cap

PU = 10 pieces

dpv*link* 2897

Article	Color	Thread
580142	clear	no
580142-WT	white	yes
580142-BLK	black	yes

Filter / hose clamps

PU = 1 piece

dpv*link* 2905

Article	Type
560034	Filter universal
580175	Hose clamp, preformed (metal)
580175R	Hose clamp, round (metal)
560755	Hose clamp, plastic EFD type
580035.42	Device plug replacement for tube 4/2
580035.64	Device plug replacement for tube 6/4

Dispensing needles

Dispensing needle standard (with thread)

With plastic body, capillary tube made of stainless steel, length 6.35 mm (1/4"),
PU = 50 pieces

dpv*link* 8635

Article	Size	Color	Internal Ø	L [mm]
	Dispensing needle standard (with thread)			
F560087-0.25	18	green	0.84 mm	6.35
F560088-0.25	20	rose	0.58 mm	6.35
F560089-0.25	21	purple	0.51 mm	6.35
F560090-0.25	22	blue	0.41 mm	6.35
F560014-0.25	23	orange	0.33 mm	6.35
F560015-0.25	25	red	0.25 mm	6.35
F561020-0.25	27	transparent	0.20 mm	6.35
F560016-0.25	30	lavender	0.15 mm	6.35
F561387-0.25	32	yellow	0.11 mm	6.35

Dispensing needle standard (with thread)

with plastic body, capillary tube made of stainless steel, length 12.5 mm (1/2"),
PU = 50 pieces

dpv*link* 8645

Article	Size	Color	Internal Ø	L [mm]
	Dispensing needle standard (with thread)			
F560085	14	olive	1.60 mm	12.5
F560086	15	amber	1.37 mm	12.5
F560087	18	green	0.84 mm	12.5
F560088	20	rose	0.58 mm	12.5
F560089	21	purple	0.51 mm	12.5
F560090	22	blue	0.41 mm	12.5
F560014	25	orange	0.33 mm	12.5
F560015	25	red	0.25 mm	12.5
F561020	27	clear	0.20 mm	12.5
F560016	30	lavender	0.15 mm	12.5

DPV ELEKTRONIK

Weitere Artikel finden Sie unter www.compumet.ch

Dispensing needle standard (with thread)

With plastic body, capillary tube made of stainless steel, length 25.4 mm (1"),
PU = 50 pieces

dpv*link* 8656

Article	Size	Color	Internal Ø	L [mm]
	Dispensing needle standard (with thread)			
F560085-1	14	olive	1.60 mm	25.4
F560086-1	15	amber	1.37 mm	25.4
F560087-1	18	green	0.84 mm	25.4
F560088-1	20	rose	0.58 mm	25.4
F560089-1	21	purple	0.51 mm	25.4
F560090-1	22	blue	0.41 mm	25.4
F560014-1	23	orange	0.33 mm	25.4
F560015-1	25	red	0.25 mm	25.4
F561020-1	27	clear	0.20 mm	25.4
F560016-1	30	lavender	0.15 mm	25.4

Dispensing needle standard (with thread)

with plastic body, capillary tube made of stainless steel, length 38 mm (1.5")
PU = 50 pieces

dpv*link* 8667

Article	Size	Color	Internal Ø	L [mm]
	Dispensing needle standard (with thread)			
F560085-1.5	14	olive	1.60 mm	38.0
F560086-1.5	15	amber	1.37 mm	38.0
F560087-1.5	18	green	0.84 mm	38.0
F560088-1.5	20	rose	0.58 mm	38.0
F560089-1.5	21	purple	0.51 mm	38.0
F560090-1.5	22	blue	0.41 mm	38.0
F560014-1.5	23	orange	0.33 mm	38.0
F560015-1.5	25	red	0.25 mm	38.0
F561020-1.5	27	clear	0.20 mm	38.0
F560016-1.5	30	lavender	0.15 mm	38.0

Dispensing needle tapered (with thread)

Material PP, length 31.5 mm (1.25")
PU = 50 pieces

dpv*link* 2963

Article	Size	Color	Internal Ø	L [mm]
	Dispensing needle tapered (with thread)			
560783	14	orange	1.60 mm	31.5
560010	16	grey	1.20 mm	31.5
560011	18	green	0.84 mm	31.5
560012	20	rose	0.58 mm	31.5
560013	22	blue	0.41 mm	31.5

Dispensing needle flexible (with thread)

Material PP, length 12.5 mm (1/2") / 38.0 mm (1.5") PU = 50 pieces

dpv*link* 2969

Article	Size	Color	Internal Ø	L [mm]
	Dispensing needle flexible (with thread)			
560103-0.5	15	amber	1.24 mm	12.5
560104-0.5	18	green	0.81 mm	12.5
560105-0.5	20	rose	0.58 mm	12.5
560106-0.5	25	red	0.36 mm	12.5
560103	15	amber	1.24 mm	38.0
560104	18	green	0.81 mm	38.0
560105	20	rose	0.58 mm	38.0
560106	25	red	0.26 mm	38.0

Dispensing needle standard 45° (with thread)

angled by 45°, capillary tube made of stainless steel, with plastic body, length 12.5 mm (1/2"),
PU = 50 pieces

dpv*link* 8678

Article	Size	Color	Internal Ø	L [mm]
	Dispensing needle standard 45° (with thread)			
F560016-45	30	lavender	0.15 mm	12.5
F561020-45	27	clear	0.20 mm	12.5
F560015-45	25	red	0.25 mm	12.5
F560014-45	23	orange	0.33 mm	12.5
F560090-45	22	blue	0.41 mm	12.5
F560089-45	21	purple	0.51 mm	12.5
F560088-45	20	rose	0.58 mm	12.5
F560087-45	18	green	0.84 mm	12.5
F560086-45	15	amber	1.37 mm	12.5
F560085-45	14	olive	1.60 mm	12.5

Dispensing needle standard 45° (with thread)

angled by 45°, capillary tube made of stainless steel, with plastic body, length 38 mm (1.5"), PU = 50 pieces

dpv*link* 8689

Article	Size	Color	Internal Ø	L [mm]
	Dispensing needle standard 45° (with thread)			
F560087-45-1.5	18	green	0.84 mm	38.0
F560085-45-1.5	14	olive	1.60 mm	38.0

Dispensing needle standard 90° (with thread)

angled by 90°, with plastic body, capillary tube made of stainless steel length 12.5 mm (0.5")
PU = 50 pieces

dpv*link* 8693

Article	Size	Color	Internal Ø	L [mm]
	Dispensing needle standard 90° (with thread)			
F560016-90	30	lavender	0.15 mm	12.5
F561020-90	27	clear	0.20 mm	12.5
F560015-90	25	red	0.25 mm	12.5
F560014-90	23	orange	0.33 mm	12.5
F560090-90	22	blue	0.41 mm	12.5
F560089-90	21	purple	0.51 mm	12.5
F560088-90	20	rose	0.58 mm	12.5
F560087-90	18	green	0.84 mm	12.5
F560086-90	15	amber	1.37 mm	12.5
F560085-90	14	olive	1.60 mm	12.5

Dispensing brush

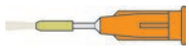

PU = 1 piece

dpv*link* 8709

Article	Hardness
561088	hard
561087	soft

Dispensing needle standard (without thread)

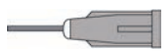

With plastic body, capillary tube made of stainless steel, length 12.5 mm (1/2"), PU = 50 pieces

dpv*link* 2913

Article	Size	Color	Internal Ø	L [mm]
	Dispensing needle standard (without thread)			
560089	21	purple	0.51 mm	12.5
560090	22	blue	0.41 mm	12.5
560014	23	orange	0.33 mm	12.5
560964	26	beige	0.22 mm	12.5
560016	30	lavender	0.15 mm	12.5

DPV ELEKTRONIK
dpv*link* - Produkte schnell finden!
www.compumet.ch
z.B.: **dpv*link* 21010** → **dpv*link* 21010**

Dispensing needle standard (without thread)

with plastic body, capillary tube made of stainless steel
length 25.4 mm (1")
PU = 50 pieces

dpv*link* 2915

Article	Size	Color	Internal Ø	L [mm]
	Dispensing needle standard (without thread)			
560087-1.0	18	green	0.84 mm	25.4
560088-1.0	20	rose	0.58 mm	25.4
560089-1.0	21	purple	0.51 mm	25.4
560090-1.0	22	blue	0.41 mm	25.4

Dispensing needle standard (without thread)



with plastic body, capillary tube made of stainless steel, length 38 mm (1.5")
PU = 50 pieces

dpv*link* 2934

Article	Size	Color	Internal Ø	L [mm]
	Dispensing needle standard (without thread)			
560087-1.5	18	green	0.84 mm	38.0

- further types available on request-

Dispensing needle assortment

Different standard and tapered dispensing needles in a plastic box

dpv*link* 2979

Article	Type
990062.G	**Dispensing needle assortment large 134-piece**
990062.K	**Dispensing needle assortment small 17-piece**

Dispensing equipment Kahnetics

Dispenser KDS834A standard

Kahnetics

Dispenser KDS834A standard

- Supply voltage: 230V/120V
- Dispensing time adjustable between 0.01-99.99 seconds
- no dripping due to vacuum equipment
- electrical foot switch

dpv*link* 13504

Article	Type
531.656.99	**Dispenser KDS834A standard** Dispensing time adjustable 0.01... 99.99 sec, with electrical foot switch, no dripping due to vacuum equipment

Dispenser KDS824A professional version

Kahnetics

Dispenser KDS824A professional version

- Supply voltage: 230V/120V
- Dispensing time adjustable between 0.01-99.99 seconds
- No dripping due to vacuum equipment
- electrical foot switch
- with adjustable compressed air outlet for vacuum pipette

dpv*link* 13503

Article	Type
531.636.99	**Dispenser KDS824A professional version** Dispensing time 0.01... 99.99 sec; no dripping due to vacuum equipment with electrical foot switch and adjustable air outlet for vacuum pipette

Foot valve KDS806V

Kahnetics

Foot valve KDS806V

- Simple on / off function
- Foot control for an excellent handling
- Compressed air operation - no power supply required
- Pressure regulator (0-7 bar) and display
- No dripping due to vacuum equipment

dpv*link* 13505

Article	Type
KDS806V	**Foot valve KDS806V** Pressure regulator and display 0-7 bar, no dripping due to vacuum equipment

KDS301 vacuum pipette

Kahnetics

KDS301 vacuum pipette

- Is connected to the port for compressed air equipment of the dispensing device KDS824A
- Can be connected to a compressed air hose with a 4 mm diameter via a pressure reducer
- A finger switch on the pipette allows an easy gripping of small components
- Conductive rubber suction cups in three sizes KDS260S (3.2 mm), KDS260M (6.3 mm) and KDS260L (9.5 mm) included in the scope of delivery

dpv*link* 13506

Article	Type
KDS301	**KDS301 vacuum pipette** Connection to KDS824A; for compressed air hose with a 4 mm external diameter

DPV ELEKTRONIK
Weitere Artikel finden Sie unter www.compumet.ch

Consumables Kahnetics

Kahnetics metal adapter sets

Kahnetics

Metal cartridge adapter with 2 m compressed air hose and plug connection can be used for all customary cartridges. Can be connected to any dispenser.

dpv*link* 13513

Article	Type
KDS810S6	**Metal adapter set KDS810S6; size: 10CC** Hose diameter: Ø 2.4 mm
KDS830S6	**Metal adapter set KDS830S6; size: 30CC** Hose diameter: Ø 2.4 mm

Kahnetics cartridge holder KDS816

Kahnetics

- Compatible with all sizes of syringes and adapters
- Holds syringe upright - prevention of accidents
- Keeps workbench neat and clean

dpv*link* 13520

Article	Type
KDS816	**Cartridge holder KDS816**

Kahnetics suction insert for KDS301 replacement

Kahnetics

dpv*link* 13507

Article	Type
KDS260S	**KDS260S suction insert; small Ø 3.2 mm** for KDS301 replacement
KDS260M	**KDS260M suction insert; medium Ø 6.3 mm** for KDS301 replacement

Various spare parts for Kahnetics dispensing units

Kahnetics

KDS825	Device connection socket
KDS900	Plug for cartridge adapter
KDS901	Plug-in coupling for CDR 301

dpv*link* 13549

Article	Type
KDS825	**Device connection socket** Spare part
KDS900	**Plug for cartridge adapter** Spare part, PU = 5 pieces
KDS901	**Plug-in coupling for KDS301** Spare part

Dispensing needles Kahnetics

Kahnetics dispensing needles

Kahnetics

Stainless steel needles with plastic body
PU = 50 pieces

dpv*link* 13522

Article	Size	Color	Internal Ø	L [mm]
KDS1412P	14	dark green	1.70 mm	12.7
KDS141P	14	dark green	1.70 mm	25.4
KDS1512P	15	orange	1.52 mm	12.7
KDS1612P	16	purple	1.35 mm	12.7
KDS161P	16	purple	1.35 mm	25.4
KDS16112P	16	purple	1.35 mm	38.1
KDS1712P	17	white	1.14 mm	12.7
KDS1812P	18	rose	0.97 mm	12.7
KDS181P	18	rose	0.97 mm	25.4
KDS1912P	19	brown	0.81 mm	12.7
KDS191P	19	brown	0.81 mm	25.4
KDS2012P	20	yellow	0.66 mm	12.7
KDS201P	20	yellow	0.66 mm	25.4
KDS2112P	21	green	0.58 mm	12.7
KDS2212P	22	black	0.48 mm	12.7
KDS221P	22	black	0.48 mm	25.4
KDS2312P	23	light blue	0.43 mm	12.7
KDS2512P	25	blue	0.30 mm	12.7
KDS3012P	30	lavender	0.15 mm	12.7
KDS660	different	-	-	multiple

Kahnetics dispensing needles

Kahnetics

Plastic needles with tapered tip
PU = 50 pieces

dpv*link* 13543

Article	Size	Color	Internal Ø
KDS14TNP	15	salmon	1.60 mm
KDS16TNP	16	grey	1.22 mm
KDS18TNP	18	green	0.86 mm
KDS20TNP	20	rose	0.61 mm
KDS22TNP	22	blue	0.43 mm

Workstation lighting

LED universal light TANEO STZL 24 Waldmann

LED universal light with CDP and stepless dimming.

Dimensions: approx. 360 x 136 mm, swivel arm/frame length 384/400 mm
1100 or 1300 Lumen

dpv*link* 17461

Article	Type
704.STZL24R	**LED universal light TANEO STZL 24R, color aluminum anodized/black** incl. 24 Watt LED module 4,000 K, 1300 Lumen
704.STZL24R-5K	**LED universal light TANEO STZL 24R-5K, color aluminum anodized/black** incl. 24 Watt LED module 5,000 K, 1300 Lumen
704.STZL24AR-ESD	**LED universal light TANEO STZL 24AR-ESD, color black** incl. 24 Watt LED module 4,000 K, 1100 Lumen, ESD version
704.STZL24AR-5K-ESD	**LED universal light TANEO STZL 24AR-5K-ESD, color black** incl. 24 Watt LED module 5,000 K, 1100 Lumen, ESD version

Workstation lamp DAYLIGHT Lumi LED

Lumi ™ is a professional workstation lamp allowing you to see fine details and true colors. Ideal for the use at any workstation, desk, editing table, drawing table etc. The large shade can be adjusted vertically, horizontally and laterally to any position.

- with spring joint arm 1080 mm
- clamping
- 3.800 Lux (15 Watt)
- 2-stage dimmer
- 1320 Lumen

dpv*link* 21117

Article	Type
702.E35500	**Workstation lamp DAYLIGHT Lumi LED** incl. table clamp, color: white

Accessories

702.D90578	**Wall mounting**

702.D53060	**Floor stand with star base** 5 castors, for Ulra Slim and Deluxe

Weitere Artikel finden Sie unter www.compumet.ch

Workstation lamp DAYLIGHT™ Luminos LED

High-performance, suitable for the illumination of large areas at the workstation

- durable precision mechanic of the joints
- effortless handling of the lamp head and the arm with one hand
- 65 cm wide lamp head
- 120 Daylight LEDs
- 3-step dimmer
- pivotable up to 112 cm
- 1566 Lumen

dpv*link* 19249

Article	Type
702.E35600	**Workstation lamp DAYLIGHT™ Luminos LED** incl. table clamp Color: grey/white

Accessories

702.D90578	**Wall mounting**

702.D53060	**Floor stand with star base** 5 castors, for Ulra Slim and Deluxe

Workstation lamp FL 101 Plus

FL 101 Plus is a symmetric workstation lamp used in workshops and on other large working surfaces where a lot of light is required. With the spring-balanced support arm, the FL 101 Plus can be adjusted individually and easily.

dpv*link* 14935

Article	Type
700.401	**Workstation lamp FL 101 Plus** with an integrated electronic ballast and spring joint arm/fixing clamp incl. 1 x 24 W illuminant, total reach 1050 mm, head size 355 x 105 x 60 mm, color white

Accessories

700.126	**Table mounting socket E, chrome (up to 45 mm)**

700.127	**Mounting bracket CC light grey**

700.127-W	**Mounting bracket CC white**

700.129	**Stand with castors**

System workstation lighting

At system workstations a special lighting is required. The modular design is typical. Depending on the type and the structure of the workstation, the light models can be used either individually or in combination. There are various possibilities to mount and fix them.

Compact fluorescent lamps spread a bright, even light onto the working surface and reduce the power consumption. Disturbing dark zones are avoided. The functional industrial design of the lamps harmonizes perfectly with the styling of modern system workstations.

TAMETO SAH

Waldmann

System workstation light with conical prismatic screen CDP

dpv*link* 17440

Article	Type
704.SAHQ44	**LED system light TAMETO SAHQ 44** **color aluminum anodized/black** 656 x 187 mm, incl. 18 Watt LED-module, 1450 Lumen
704.SAHQ66	**LED system light TAMETO SAHQ 66** **color aluminum anodized/black** 956 x 187 mm, incl. 26 Watt LED-module, 2150 Lumen
704.SAHQ88	**LED system light TAMETO SAHQ 88** **color aluminum anodized/black** 1256 x 187 mm, incl. 33 Watt LED-module, 2900 Lumen

TAMETO SAHZ

Waldmann

System workstation light with drawbar and conical prismatic screen CDP

dpv*link* 17447

Article	Type
704.SAHZQ66	**LED system light TAMETO SAHZQ 66** **color aluminum anodized/black** 956 x 187 mm, incl. 26 Watt LED-module, 2150 Lumen

LED system light TANEO SARL 24

Waldmann

LED system light with conical prismatic screen CDP, fix mounting angle with rotatable head joint, incl. 24 Watt LED module 4,000 K

dpv*link* 17455

Article	Type
704.SARL24R	**LED system light TANEO SARL 24R** **color aluminum anodized/black** 360 x 136 mm

Magnifier lamps

Magnifier lamp LFM

Vision LUXO

The versatility and robust construction of the LFM is recognized worldwide. It combines high requirements with a functional design and leads to a long service life and a high customer satisfaction.

dpv*link* 3030

Article	Type
700.190	**Magnifier lamp LFM LED G2 3 diopters** with standard lens 3 diopters = x1.75; Ø 127 mm, spring joint arm 1143 mm/clamping, incl. 9 W LED modules, dimmable, color: light grey
700.191	**Magnifier lamp LFM LED G2 5 diopters** with standard lens 5 diopters = x2.25; Ø 127 mm, spring joint arm 1143 mm / fixing clamp, incl. 9 W LED module, dimmable, color: light grey
700.190.W	**Magnifier lamp LFM LED G2 5 diopters** with standard lens 3 diopters = x 1.75; Ø 127 mm, spring joint arm 1143 mm / fixing clamp, incl. 9 W LED module, dimmable, color: white
700.191.W	**Magnifier lamp LFM LED G2 5 diopters** with standard lens 5 diopters = x 2.25; Ø 127 mm, spring joint arm 1143 mm / fixing clamp, incl. 9 W LED module, dimmable, color: white

Accessories

700.246 **Additional lens 6 diopters**
Ø 35 mm

700.244 **Additional lens 4 diopters**
Ø 35 mm

700.128.AH.GR **AH fixing clamp**
color: light grey, clamping width 60 mm

700.205 **Ring fluorescent tube 22 Watt**

700.126 **Table mounting socket E, chrome (up to 45 mm)**

700.127 **Mounting bracket CC light grey**

700.128.AH **AH fixing clamp**
color: white; clamping width 60 mm

700.129 **Stand with castors**

DPV ELEKTRONIK

Weitere Artikel finden Sie unter www.compumet.ch

Magnifier lamp KFM-LED

700.240.ESD 700.240

KFM LED impresses with a robust full-metal construction in elegant design, a flexible arm and an excellent lighting performance. The quality and the exact positioning of the LEDs ensures a nearly shadow-free magnification and excellent presentation of colors.

Also available in ESD version.

dpv*link* 17403

Article	Type
700.240	**Magnifier lamp KFM-LED** with glass lens 3 diopters = x1.75; color light grey
700.240.ESD	**Magnifier lamp KFM-LED ESD** with glass lens 3 diopters = x1.75; color ESD black
700.241	**Magnifier lamp KFM-LED** with glass lens 5 diopters =x2.25; color light grey
700.241.ESD	**Magnifier lamp KFM-LED ESD** with glass lens 5 diopters =x2.25; color ESD black

Accessories

700.128.AH.GR **AH fixing clamp**
color: light grey, clamping width 60 mm

700.244 **Additional lens 4 diopters**
Ø 35 mm

700.246 **Additional lens 6 diopters**
Ø 35 mm

700.247 **Additional lens 10 diopters**
Ø 35 mm

700.126 **Table mounting socket E, chrome (up to 45 mm)**

700.127-S **Mounting bracket CC black**

700.127-W **Mounting bracket CC white**

700.128.AH **AH fixing clamp**
color: white; clamping width 60 mm

Accessories

700.129 **Stand with castors**

Magnifier lamp W.A.V.E. LED

700.141.ESD, 700.141.ESD.UV, 700.142.ESD, 700.142.ESD.UV 700.141, 700.141.UV, 700.142, 700.142.UV

The Wave LED is an illuminated magnifier for industrial applications, with 2 x 6 Watt LED light sources and a flexible self-balancing arm. It offers shadow-free magnification with light coming from both sides, as well as three-dimensional magnification with light coming from the left or right.

Also available as ESD and UV version.

- spring-loaded arm / clamp fastening AH
- total extension 1050 mm
- including 2 x 6 Watt LED module

dpv*link* 17307

Article	Type
700.141	**Magnifier lamp W.A.V.E. LED** standard lens, 3.5 diopters = x 1.88, color light grey,
700.141.UV	**Magnifier lamp W.A.V.E. LED UV** with UV-A LED light, standard lens, 3.5 diopters = x 1.88, color light grey
700.141.ESD	**Magnifier lamp W.A.V.E. LED / ESD** glass lens, 3.5 diopters = x 1.88, color black,
700.141.ESD.UV	**Magnifier lamp W.A.V.E. LED / ESD UV** with UV-A LED light, glass lens, 3.5 diopters = x 1.88, color black
700.142	**Magnifier lamp W.A.V.E. LED** standard lens, 5 diopters = x 2.25, color light grey,
700.142.UV	**Magnifier lamp W.A.V.E. LED UV** with UV-A LED light, standard lens, 5 diopters = x 2.25, color light grey
700.142.ESD	**Magnifier lamp W.A.V.E. LED / ESD** glass lens, 5 diopters = x 2.25, color black,
700.142.ESD.UV	**Magnifier lamp W.A.V.E. LED / ESD UV** with UV-A LED light, glass lens, 5 diopters = x 2.25, color black

Accessories

700.128.AH.GR **AH fixing clamp**
color: light grey, clamping width 60 mm

700.244 **Additional lens 4 diopters**
Ø 35 mm

Accessories

700.246	**Additional lens 6 diopters** Ø 35 mm

700.247	**Additional lens 10 diopters** Ø 35 mm

700.126	**Table mounting socket E, chrome (up to 45 mm)**

700.127	**Mounting bracket CC light grey**

700.127-S	**Mounting bracket CC black**

700.128.AH	**AH fixing clamp** color: white; clamping width 60 mm

Magnifier lamp CIRCUS

The lamp CIRCUS is ideal for beauty salons, hospitals and laboratories as well as for people with visual impairments.The diameter of the lens is 165 mm, the light has a patented spring arm and a highly flexible head joint, for a horizontal, vertical and lateral positioning.

dpv*link* 6341

Article	Type
700.352	**Magnifier lamp CIRCUS LED 3.5 diopters** with standard lens, 3.5 diopters = x 1.88, Ø 165 mm, parallel joint arm 1000 mm / fixing clamp, incl. 10 Watt LED, dimmable color white / cover black
700.353	**Magnifier lamp CIRCUS LED 5 diopters** with standard lens, 5 diopters = x 2.25, Ø 165 mm, parallel joint arm 1000 mm / fixing clamp, incl. 10 Watt LED, dimmable color white / cover black

Accessories

700.128.AH.GR	**AH fixing clamp** color: light grey, clamping width 60 mm
700.355	**Ring fluorescent tube 22 Watt / T-5C**

700.126	**Table mounting socket E, chrome (up to 45 mm)**

700.127	**Mounting bracket CC light grey**

700.127-W	**Mounting bracket CC white**

700.128.AH	**AH fixing clamp** color: white; clamping width 60 mm

700.129	**Stand with castors**

Weitere Artikel finden Sie unter www.compumet.ch

Magnifier lamp DAYLIGHT iQ ESD

NEU

The iQ ESD™ is a completely ESD-safe magnifier lamp certified for the use in electrostatically protected areas according to IEC 61340-5-1 and ANSI/ESD 20:20. the 2-in-1 lamp has powerful daylight LEDs (6.000 K) for a clear, shadow-free illumination as well as UV-A LEDs (365 nm) for the inspection of protective coatings and a careful control of solder joints, welding joints and other areas with mechanical load. With two brightness levels for different tasks, a stable positioning and a 17.5 cm lens the iQ ESD™ is the ultimative ESD-safe 2-in-1 magnifier lamp.

- 17.5 cm high-quality glass lens (low iron)
- magnifying lens with 3 dioptries (1.75x) and additional swinging arm lens with 12 dioptries (4x)
- particularly strong and durable carbon fiber head and joint keep any position
- 2-in-1 light source: powerful **daylight LEDs** (6,000K) and **UV-A LEDs** (365 nm) - **switchable**

- brightness levels for adapting the light to your respective task
- large reach of 118 cm
- additional swinging arm lens with 12 dioptries (x4)
- black

dpv*link* 25440

Article	Type
702.EE25101-ESD	**LED magnifier lamp iQ ESD**

Accessories

702.D90578	**Wall mounting**

702.D53060	**Floor stand with star base** 5 castors, for Ulra Slim and Deluxe

Magnifier lamp DAYLIGHT MAG Lamp S

MAG-Lamp S is a magnifier lamp with a modern and slim design. It has 2 brightness levels and a glass lens having a diameter of 12.7 cm. The adjustable spring arm can be positioned easily and precisely.

- magnification: x1.75 (3 diopters)
- high-performance LEDs
- dimmable (2 stages)

dpv*link* 21311

Article	Type
702.EN1200	**Magnifier lamp DAYLIGHT MAG Lamp S** incl. table clamp, color: white

Accessories

702.D90578	**Wall mounting**

LED Magnifier lamp "Ultra-Slim XR - LED"

daylight

LED magnifiying lamp "Ultra-Slim XR-LED" standard glass lens 175 mm / 3 diopters (x1.75); with spring joint arm 950 mm / clamp fixing: color: grey/white; incl. 12 Watt LED module (dimmable)

dpv*link* 17911

Article	Type
702.E25100	**LED Magnifier lamp "Ultra-Slim XR - LED"**
	Accessories
	702.D90578 **Wall mounting**
	702.D53060 **Floor stand with star base** 5 castors, for Ulra Slim and Deluxe
	702.D62001 **Additional lens Ultra Slim XR** 5 diopters / x2.25 magnification
	702.D62002 **Additional swivel lens** 12 diopters / x4.75 magnification (15 diopters) in combination with a 3-diopter lens; suitable for magnifier lamp Ultra Slim 702.E22080

LED magnifier lamp Omega ESD

daylight

Ultra-modern LED magnifier lamp with spring-loaded arm for a complete protection against electrostatic discharge. One-handed operation facilitates an exact positioning.

- LED
- Color: black
- 3 diopters (1.75 x)
- Luminous color 6000°K
- Lux at 15 cm: 5500 or 6300 Lux
- LED module 8 or 12 Watt
- Reach 115 pr 118 cm
- Clamp
- dissipative ESD version

dpv*link* 18613

Article	Type
702.E25151-ESD	**LED magnifying lamp Omega 5** Standard glass lens 127 mm / 3 diopters (x1,75), LED module 8 Watt, two brightness levels
702.E25171-ESD	**LED magnifying lamp Omega 7** Standard glass lens 175 mm / 3 diopters (x1,75), pivotable 12 diopter lens, LED module 12 Watt, dimmable

DPV ELEKTRONIK

Weitere Artikel finden Sie unter www.compumet.ch

LED magnifier lamp Omega

daylight

Omega 5 Art. 702.E25110

State-of-the-art and ergonomic LED magnifier lamp

Omega 7 Art. 702.E25130

- LED
- luminous color 6000°K
- color: white/light grey
- Quick-Lens-Swap lens changing system - no tools required
- clamping
- robust arm with reinforced joints
- freely and easily movable head and arm with stable positioning

dpv*link* 21451

Article	Type
702.E25110	**LED magnifier lamp Omega 5** 2 standard glass lenses 127 mm / 3 diopters (x1.75) and 5 diopters (x2.25) , LED module 8 Watt, four brightness levels
702.E25130	**LED magnifier lamp Omega 7** Acrylic lens 175 mm / 3 diopters (x1.75) , LED module 12 Watt, two brightness levels

Accessories

702.D90578 **Wall mounting**

702.D53060 **Floor stand with star base**
5 castors, for Ulra Slim and Deluxe

Magnifier lamp TEVISIO TVD

Waldmann

The magnifier lamp TEVISIO fulfills the highest requirements in terms of mobility and quality of vision. With its ergonomic perfection it supports the most demanding visual tasks in production, assembly, analysis and quality assurance. Equipped with an advanced LED technology, innovative arm technology and a field of view optimally adapted to the eye distance, the magnifier lamp TEVISIO symbolizes an optimum of efficiency and ergonomy at the workstation.

- LED technology
- Power consumption 14 W
- Color temperature neutral white 4.000 K
- Light control by reflector
- Glass lens Ø 160 mm mit 3.5 diopters (optionally with fixed additional lens 8 diopters - except 703.162.ESD and 703.164.ESD)
- Housing made of natural anodized aluminium and black high-performance plastic, satined acrylic screen
- 3D head joint for individual adjustments
- Spring-balanced arm
- Membrane key with lamp button for on/off, dimming and optional segment switching
- Protection class IP 20, protection class 2
- Power supply unit, 100 - 240 V, 50/60 Hz, 3.8 m connection cable
- steplessly dimmable

Optional segment switching: three options to switch the light segments in order to generate structured effects.

dpv*link* 16139

Article	Type
703.160	**LED Magnifier lamp TEVISIO TVD 750/940/DM / 3.5 Dio** 3.5 diopters Articulated arm with 3D head joint 484 / 500 mm
703.165	**LED Magnifier lamp TEVISIO TVD 750/940/DM / 3.5 Dio +ZL8** 3.5 diopters + fixed additional lens 8 diopters Articulated arm with 3D head joint 384 / 400 mm
703.161	**LED Magnifier lamp TEVISIO TVD 750/940/DM / 3.5 Dio +ZL8** 3.5 diopters + fixed additional lens 8 diopters Articulated arm with 3D head joint 484 / 500 mm
703.164	**LED Magnifier lamp TEVISIO TVD 750/940/DM / 3.5 Dio** 3.5 diopters Articulated arm 384 / 400 mm with 3D head joint
703.162.ESD	**ESD magnifier lamp TEVISIO RLLQ 48/2AR-ESD** 3.5 diopters segment switching Articulated arm 484 / 500 mm ESD version
703.164.ESD	**ESD magnifier lamp TEVISIO RLLQ 48 2R** 3.5 diopters segment switching Articulated arm 384 / 400 mm ESD version
703.160.E	**LED Magnifier lamp TEVISIO TVD 750/940/DM / 3.5 Dio** 3.5 diopters, anti-glare Articulated arm with 3D head joint 484 / 500 mm

dpv*link* 16139

Article	Type
703.164.E	**LED Magnifier lamp TEVISIO TVD 750/940/DM / 3.5 Dio** 3.5 diopters, anti-glare segment switching, articulated arm 384 / 400 mm

!!! Table clamp not included in the scope of delivery !!!

Accessories

703.900	**Table clamp TK 1 / 65, 0-65 mm** suitable for all Waldmann magnifier lamps

703.900.ESD	**Table clamp TK 1/65-ESD, 0-65 mm** suitable for all Waldmann magnifier lamps

703.905	**Wall mounting bracket**

Ring LED magnifier lamp RLLQ 63

Waldmann

- High illuminance intensity and high energy-saving potential due to an extremely efficient LED lighting concept
- Extremely long service life of the lamp by LED technology and thus minimal maintenance costs
- Distortion-free presentation of the object to be tested by a high-quality plastic lens (6 diopters)
- Simple switching the lamp on and off with an integrated soft-touch sensor on the head
- Magnifier lamp can withstand any strain
- Lamp impresses due to its timeless industrial design and minimal height (12 mm)

dpv*link* 13693

Article	Type
703.150	**Ring LED magnifier lamp RLLQ 63** 6 W; 100-240 V, 50-60 Hz; IP 20 with base

!!! Table clamp not included in the scope of delivery !!!

Accessories

703.900	**Table clamp TK 1 / 65, 0-65 mm** suitable for all Waldmann magnifier lamps
703.915	**Table base, black** for ring LED magnifier lamp RLLQ 6

Magnifier lamp SNLQ 54/2 A

Waldmann

With the magnifier lamp SNLQ 54/2 A it is possible to modify basically the lighting character by switching the LED. This allows to execute all inspections with only one lamp.

dpv*link* 19988

Article	Type
703.122	**Magnifier lamp SNLQ 54/2 A** with standard lens 3 diopters = x 1.75 , 162 x 105 mm, spring-loaded arm / screw-down flange, Ra > 95 incl. 12 Watt LED, light grey
703.122.ESD	**Magnifier lamp SNLQ 54/2 A ESD** ESD version, black

Accessories

703.130	**Attachable lens 4 diopters 100 x 50 mm** for FLG 118, SNL 319, SNLQ

703.130.ESD	**Attachable lens ESD 4 diopters 100 x 50 mm**

703.900	**Table clamp TK 1 / 65, 0-65 mm** suitable for all Waldmann magnifier lamps

703.900.ESD	**Table clamp TK 1/65-ESD, 0-65 mm** suitable for all Waldmann magnifier lamps

703.901	**Table clamp TK 1 / 135, 65-135 mm**

DPV ELEKTRONIK

Weitere Artikel finden Sie unter www.compumet.ch

VarioLED magnifier lamp

ESCHENBACH

- magnifier lamp for shadow- and flicker-free working
- ring light with 84 long-lasting high-performance LEDs
- illuminance adjustable in three steps with push-button
- swivel range of the magnifier head 180°
- cable length 3m
- plastic lens 132 mm with foldable cover
- delivery including table clamp for plates with a thickness of 18-74 mm

dpv*link* 22908

Article	Type
ES-27773	**VarioLED magnifier lamp 1.9x magnification** with plastic lens 3.55 diopters = 1.9x
ES-27776	**VarioLED magnifier lamp 2.5x magnification** with plastic lens 6 diopters = 2.5x

Inspection systems

Cam BETA

Cam BETA - Digital inspection magnifier

Vision ENGINEERING

Camß - Digital inspection magnifier for the easy, portable inspection of inaccessible spaces.

Camß provides an ideal illumination of your macro shots. Select between 4 lighting positions. No digital camera or smartphone is required for documenting faults and inspecting immobile subjects.

- 4 LEDs with 4 lighting positions
- preconfigured lighting for close-ups
- safe connection via HDMI (no WiFi connection)
- with support leg for ideal distance
- for left- and righthanders

Technical data:

Display	4.3 inch (10.9 cm)
Display mode	color display, black and white, black, inverted black and white, grey scale
Magnification	4 x, 8 x, 16 x and 20 x
Illumination	4 x LED, optimized for magnified imaging 4 settings: 100 %, 75 %, 50 %, 25 %
Dimension grids	1 mm² grid simple X / Y on-screen dimensioning virtual caliper
Measurements	Yes (inch / mm)
Image capture resolution	1280 x 720, JPEG
Video output	Mini-HDMI-TV output
Connections	Micro-USB connection for image download and charging Mini-HDMI for monitor TV output
Rechargeable battery	Lithium ion, 6 hour continuous operation
Dimensions	283 mm (L) x 88 mm (H) x 22 mm (W)
Weight	205 g
Image storage	20.000
Internal memory	4 GB
Scope of delivery	Camß, soft case, USB cable, Mini-HDMI cable, TV output cable, lanyard, cleaning cloth, user guide

dpv*link* 21668

Article	Type
CMB001	**Cam BETA - Digital inspection magnifier**

TEK-Scope HD inspection system

TEK-SCOPE PLUS HD optical inspection system

TEK-SCOPE PLUS produces high-quality, distortion-free FHD images of up to 1080p with no delay and with excellent depth of field. LED ligts provide a shadow-free illumination. TEK-SCOPE PLUS has to be connected to a monitor.

- Monitor connection via DisplayPort / HDMI output
- Live-streaming images on monitor (HD 1280x720 / FHD 1920x1080)
- optical magnification up to 46x
- digital magnification up to 460x (recommended maximal magnification for trouble-free images up to 300x)
- Full HD images up to 1080px
- image storage directly on USB stick possible
- 310 mm working distance enables enough space for mounting, repair and rework

Advantages:

- user-friendly system
- promotes correct body posture
- large depth of field
- Auto focus for a quicker inspection of objects at different heights and magnifications

Optional accessories:

Inspection from any angle, including 4D lens

X-Y precision gliding stage

dpv*link* 23165

Article	Type
I-TEK.SCOPE-PLUS	**TEK-SCOPE PLUS HD optical inspection system**

Accessories TEK-SCOPE PLUS

dpv*link* 22037

	Article	Type
	I-TEK.TILT-PLUS	**TEK-SCOPE 360° inspection table and 4D lens** ESD version
	I-TEK.XY	**TEK-SCOPE PLUS XY inspection table**

All information about ideal-tek's TEK-SCOPE-PLUS is clearly summarized in the current leaflet

- as online catalog
- as download

DPV ELEKTRONIK

Weitere Artikel finden Sie unter www.compumet.ch

EVO Cam II

EVO Cam II digital microscope provides ultra-sharp images allowing you to document and verify your samples as well as to analyze faults. The intuitive menu can be set in several languages. Optical magnification up to 300x and full autofocus ensure high-resolution, ultra-sharp images.

Benefit from the advantages:

- efficient dimensioning of complex parts by means of **overlays** or **point-to-point measurements**
- transfer of high-resolution images **to a PC**, directly to an **USB stick** or **wireless** (Wi-Fi adapter required) by touching a button
- **10 programmable** presets can be **exported and imported** ensuring standardized inspections
- simple operation by the **intuitive menu** (also in German)
- **overview function** allows switching between detail view and overall view

Precision lenses:

- high magnification
- high contrast

Lens	Magnification range (24" monitor)	Working distance	Field of view at max. zoom
0.45x	2.3x - 68x	160 mm	7,8 mm x 4.2 mm
0.62x	3.1x - 93.7x	106 mm	5,5 mm x 3.1 mm
1.0x	5x - 151.2x	85 mm	3,5 mm x 2 mm
1.5x	7.6x - 226.8x	43 mm	2,3 mm x 1.2 mm
2.0x	10x - 302.4x	29 mm	1,5 mm x 1.0 mm

Wide-field lenses:

- large working distance
- large magnification range

Lens	Magnification range (24" monitor)	Working distance	Field of view at max. zoom
4 diopters	1.71x - 51.41x	245 mm	10 mm x 5.5 mm
5 diopters	2.12x - 65.5x	197 mm	8 mm x 4.5 mm

Camera:

- magnification 30x optical, 12x digital
- camera resolution 1080p, 1920 x 1080, 1/2.8"CMOS
- frame rate 50fps or 60 fps (switchable)
- output HDMI and USB 3.0
- saved file type .png

360° angular optics

- full 360° rotating view
- quick and easy inspection
- switch between oblique view and direct view
- oblique view at a 34° angle
- with integrated 8-point LED fing light

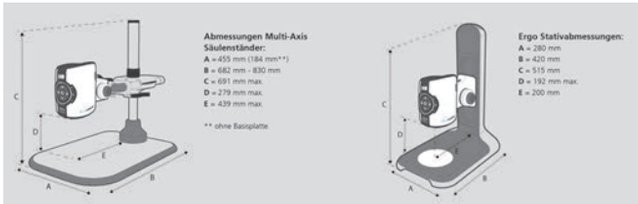

Multi-axis stand EVB021

- precise and robust, ideal for maximal working distance
- height adjustment and counter balance by integrated gas spring
- direct monting to the work surface or available with additional base plate (EVB022)

Ergo stand EVB010

- compact size, high stability
- transmitted-light illumination (option) for a wider range of sample types
- sliding table (option) facilitates the precise control of sensitive samples, avoids contamination by handling

Double-arm column support S-041EC

- high stability for extended reach
- easy adjustability allowing precise positioning and alignment
- available with platform base or with clamp for direct mounting to the work surface

Column support S-006EC

- stable base plate, ideal for larger specimens
- cost-efficient stand option

Articulated arm stand S-007EC

- ultimate flexibility for extended reach
- multi-point adjustability allows precise positioning and alignment

Table stand S-003EC

- ultra-compact unit with low-profile base
- integrated transmitted-light illumination
- sliding table (option) for an easy control during the inspection of samples

Multi-Achsen-Säulenständer

Ergo-Stativ

Doppelarm-Säulenständer

Tischstativ

Säulenständer

Gelenkarmständer

DPV ELEKTRONIK
dpvlink - Produkte schnell finden!
www.compumet.ch
z.B.: dpvlink 21010 → dpvlink 21010

EVO Cam II - complete devices (basic equipment)

Basic equipment consists of EVO-Cam II video microscope, LED incident light, USB stick and stand (**without** lenses, color screen, accessories)

dpv*link* 21622

Article	Type
ECO2502	**EVO-Cam II video microscope (magnification 30x optical / 12x digital) ECO2502** • multi-axis stand without base plate (EVB021) • focus module (EVF111)
ECO2504	**EVO-Cam II video microscope (magnification 30x optical / 12x digital) ECO2504** • multi-axis stand without base plate (EVB021) • focus module • 360° rotating view (EVR-066)
ECO2501	**EVO-Cam II video microscope (magnification 30x optical / 12x digital) ECO2501** • with Ergo stand (EVB010) with fine/coarse focus control
ECO2503	**EVO-Cam II video microscope (magnification 30x optical / 12x digital)** • Ergo stand (EVB010) with fine and coarse focus • 360° rotating view (EVR-066)
ECO2513	**EVO-Cam II video microscope (magnification 30x optical / 12x digital) ECO2513** • double-arm column stand (S-041EC) with focus
ECO2511	**EVO-Cam II video microscope (magnification 30x optical / 12x digital) ECO2511** • column stand (S-006E) and focus module
ECO2510	**EVO-Cam II video microscope (magnification 30x optical / 12x digital) ECO2510** • table stand (S-003EC) and focus module
ECO2CE1	**EVO-Cam II Video microscope (magnification 30x optical / 12x digital)** • Flexible articulated arm (EVBCE1)
ECO2OEM	**EVO-Cam II video microscope (magnification 30x optical / 12x digital)** • OEM version

EVO Cam II - Precision and wide-field lenses

- ultra-high resolution
- sharp contrast
- optimal for high magnifications without loss of comfort
- *with 12x digital magnification

Lens	Magnification range (24" monitor)	Working distance	Field of view at max. zoom
0.45x	2.3x - 68x	160 mm	7.8 mm x 4.2 mm
0.62x	3.1x - 93.7x	106 mm	5.5 mm x 3.1 mm
1.0x	5x - 151.2x	85 mm	3.5 mm x 2 mm
1.5x	7.6x - 226.8x	43 mm	2.3 mm x 1.2 mm
2.0x	10x - 302.4x	29 mm	1.5 mm x 1.0 mm
4 diopters	1.71x - 51.41x	245 mm	10 mm x 5.5 mm
5 diopters	2.12x - 65.5x	197 mm	8 mm x 4.5 mm

dpv*link* 21656

Article	Type
ECL001	**Precision lens 0.45x** Working distance 160 mm
ECL002	**Precision lens 0.62x** Working distance 106 mm
ECL003	**Precision lens 1.00x** Working distance 85 mm
ECL150	**Precision lens 1.5x** Working distance 43 mm
ECL200	**Precision lens 2.0x** Working distance 29 mm
ECL040S	**Wide-field objective lens 4 diopters** working distance 250 mm
ECL050S	**Wide-field objective lens 5 diopters** working distance 200 mm
ECL098	**Microlens adapter for 5x/10x lenses** max. magnification 756x (10x lens)

EVO Cam II - accessories

ECX155 remote control

- improved comfort
- operation of all parameters
- quick access to presets

EVA350 WiFi Dongle

- WLAN adapter
- for a wireless transfer to a cmputer or a mobile device
- access by multiple users

dpv*link* 21623

Article	Type
ECX155	**EVO-Cam II remote control**
EVA350	**WiFi Dongle for EVO Cam II** suitable for EVO Cam and EVO Cam II
VECE0138	**TFT screen 12 inch Full HD resolution**
VECE0134	**TFT screen 24" Full HD resolution**
MHM140	**Color screen 25" ultra sharp (2560 x 1440)**
EVA316	**Light adapter EVA-316 for EVO Cam II** for 1.5x and 2.0x lenses
EVA330	**UV-LED ring light with PSU**
EVS012	**LED transmitted light for EVO Cam**
EVB024	**Base plate with transmitted light unit for ECO2502** suitable for EVO-Cam II ECO2502 (with EVB-021 multi-axis column stand)
EVB022	**Base plate for multi-axis stand EVB021**
VECE022.ESD	**ESD mat for base plate EVB022** suitable for Lynx EVO and EVO Cam
EVB010	**Ergo stand with fine/coarse focusing**
EVS120	**Sliding table 100x100 mm** for Ergo stand (EVB010)
VECE-VIFO-V8	**Vifox 8.0 Imaging software 8.0** suitable for EVO Cam and Lynx EVO
EVB094	**Safety Stop for double-arm column stand S-241** suitable for EVO-Cam II ECO2513 (with double-arm column stand)
EVA331	**Polarization filter for incident light**
EVA332	**Light filter 2800K**
EVA333	**Light filter 3400K**
EVA334	**Light filter 4000K**
EVA335	**Light filter 4350K**

All information about Vision's Full-HD digital microscope EVO Cam II is available in the current manufacturer leaflet

- as online catalog
- as download

DPV ELEKTRONIK
Weitere Artikel finden Sie unter www.compumet.ch

MANTIS Inspection systems

The MANTIS product family is a comprehensive range of patented, optical stereo systems without eyepieces for a simple as well as sophisticated control and inspection tasks requiring exceptional ergonomics and visual quality.

MANTIS is successfully used all over the world and has established itself as an industry standard for ergonomic inspection in the lower to the medium-sized magnification range.

With the new generation Mantis offers exacting users a product family with a modern, optical design, the latest material developments and a balanced LED lighting.

The eyepieceless stereo inspection system MANTIS provides a nearly inexhaustible wealth of applications and is particularly suitable for applications in electronics, precision engineering, plastics industry, with medical components, and much more. Furthermore, it can be used directly in production lines, in technical and analytical laboratories, as well as in biomedical sectors.

Special advantages of the new MANTIS generation are:

- Very attractive price-performance ratio
- Compact, functional unit
- Large magnification range (up to x20)
- Shadow-free LED lighting, incident and transmitted light
- Large working distances, large field of view
- Stable system structure

MANTIS Compact

- High benefit at an affordable price
- Magnification x2, x4, x6, x8 by quick-change lenses
- True-color LED lighting with long service life
- 3 tripod variants (univeral stand, articulated arm or table stand)
- Large working distances
- Excellent hand-eye coordination for ergonomic working
- Maximum freedom of head movement

Technical data:

Magnification:	real linear 2x, 4x, 6x, 8x magnification
Lens mount:	for 1 lens
Lighting:	20 LEDs / 9,400 LUX
Power supply:	9V DC, external power supply unit
Weight:	5.4 kg net with universal stand 6.6 kg net with table stand 14.0 kg net with articulated arm

Details of the optics

Article	Magnification	Working distance [mm]	Field of view [mm]
MCO-002	x2	167	45.0
MCO-004	x4	96	27.5
MCO-006	x6	73	19.2
MCO-008	x8	59	13.75

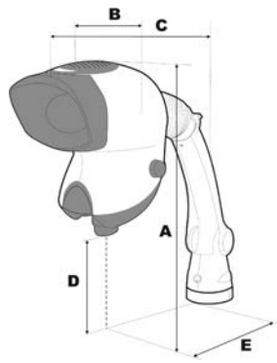

Dimensions with universal stands:

A = 395 mm - 605 mm
B = 213 mm
C = 565 mm - 775 mm
D = 90 mm - 300 mm
E = 335 mm - 545 mm

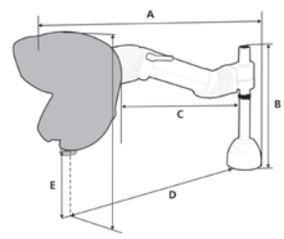

Dimensions with articulated arm:

A = 880 mm
W = 430 mm
C = 510 mm
D = 650 mm
E = 290 mm

MANTIS Compact "Flexible"

For general incident light applications with a magnification of x2, x4, x6 or x8, inspection and rework "freehand" on small and large parts from all technical fields, great flexibility by specially designed articulated arm, single-station system with clamping or 3-hole mounting on the workstation.

dpv*link* 10973

Article	Type
MC-Flex	**MANTIS compact "Flexible"**

MANTIS Compact "Universal"

For general incident light applications with magnification x2, x4, x6 or x8, inspection and rework "freehand" on small and large parts from all technical fields, single-station system with clamping or 3-hole mounting on the workstation.

dpv*link* 7262	
Article	Type
MC-Uni	**Mantis Compact "Universal"** Head MCH 001X (without lens), MCS-005 universal stand, LED incident light, dust cover for table mounting, including power supply unit 100-240V / 50-60 Hz.

MANTIS Compact "TS"

For general incident and transmitted light applications for magnification x2, x4, x6 or x8, inspection of small parts (also transparent parts) from all technical fields, single-station system for placing on the workstation.

dpv*link* 7264	
Article	Type
MC-TS	**MANTIS Compact "TS"** Head MCH 001X (without lens), table stand MBS-002, incident and transmitted light, dust cover, including power supply unit 100-240V / 50-60 Hz.

Lenses for MANTIS Compact

dpv*link* 7270	
Article	
MCO-002	**Lens 2-fold** Working distance 167 mm
MCO-004	**Lens 4-fold** Working distance 96 mm
MCO-006	**Lens 6-fold** Working distance 73 mm
MCO-008	**Lens 8-fold** Working distance 59 mm
MCO-010	**Protection glasses for lenses 2-/4-/6-/8-fold** (4 pcs), for MANTIS Compact

Projection head for MANTIS compact

dpv*link* 7294	
Article	
MCH-001	**Projection head (without lenses)** LED lighting, suitable for stand MCS 005 /-006 / MEF-001
MCH-002	**UV projection head (without lenses)** UV LED lighting, suitable for stand MCS 005 /-006

Stands for MANTIS Compact

dpv*link* 7288	
Article	Type
MCS-005	**Universal stand (swivel arm)** with position lock
MBS-002	**Table stand** with fine focusable object slide, transmitted light
MCF-001	**Articulated arm** with position lock, reach 700 mm

MANTIS Elite

- Excellent optical performance
- Magnification x2 - x20 optional (2-fold lens turret "Quick Change")
- Extra large "exit pupil" for maximum freedom of head movement
- Large field of view
- True-color LED lighting with long service life
- 3 tripod variants (universal stand, articulated arm or table stand)
- Large working distances

Technical data:

Magnification:	real linear magnification 4x, 6x, 8x, 10x, 15x, 20x
Lens turret:	for 2 lenses
Lighting:	24 LEDs / 11,000 LUX
Power supply:	9V DC, external power supply unit
Weight:	6.3 kg net with universal stand
	7.5 kg net with table stand
	14.5 kg net with articulated arm

DPV ELEKTRONIK
Weitere Artikel finden Sie unter www.compumet.ch

Details of the optics

Article	Magnification	Working distance [mm]	Field of view [mm]
MEO-002	x2	160	57.0
MEO-004	x4	96	34.0
MEO-006	x6	68	23.0
MEO-006SL	x6	112	20.0
MEO-008	x8	59	17.0
MEO-010	x10	54	13.5
MEO-015	x15	40	8.8
MEO-020	x20	29	6.5

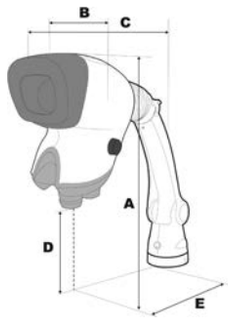

Dimensions with universal stands:

A = 415 mm - 624 mm
B = 212 mm
C = 593 mm - 802 mm
D = 83 mm - 292 mm
E = 352 mm - 622 mm

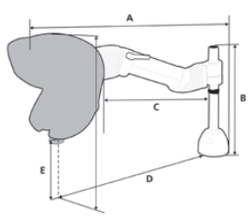

Dimensions with articulated arm:

A = 880 mm
W = 430 mm
C = 510 mm
D = 650 mm
E = 290 mm

MANTIS Elite "Flexible"

For general incident light applications with magnification x2 to x20 (option), inspection and rework "freehand" on small and large parts from all technical fields, great flexibility by specially designed articulated arm, single-station system with clamping or 3-hole mounting on the workstation. For magnifications of x10 and higher the use of the table stand MBS-002 is recommended.

dpv*link* 10975

Article	Type
ME-Flex	**MANTIS Elite "Flexible"**

MANTIS Elite "Universal"

For general incident light applications with magnification x2 to x20 (option), inspection and rework "freehand" on small and large parts from all technical fields, single-station system with clamping or 3-hole mounting on the workstation. For magnifications of x10 and higher the use of the table stand MBS-002 is recommended.

dpv*link* 7266

Article	Type
ME-Uni	**MANTIS Elite "Universal"** Head MEH-001 with turret for 2 magnifications (without lenses), swivel/tilt stand MES-005, incident light, dust cover, power supply unit 100-240V / 50-60 Hz.

MANTIS Elite "TS"

For general incident and transmitted light applications for magnification x2 to x20 (option), inspection of small parts (also transparent parts) from all technical fields, single-station system to place on the workstation.

dpv*link* 7268

Article	Type
ME-TS	**MANTIS Elite "TS"** Head MEH 001X with turret for 2 magnifications (without lens), table stand MES-006 with fine focus, incident and transmitted light, dust cover, power supply unit 100-240V / 50-60 Hz.

Accessories for the MANTIS Compact / Elite

dpv*link* 7284

Article	Type
MS-002	**Sliding table 100 x 100 mm** for table stand
MS-003	**Dust cover for MANTIS**
MEI-001	**LED EPI for Mantis Elite** Magnification x4

Lenses for MANTIS Elite

dpv*link* 7274	
Article	
MEO-002	**Lens 2-fold** Working distance 160 mm
MEO-004	**Lens 4-fold** Working distance 96 mm
MEO-006	**Lens 6-fold** Working distance 68 mm
MEO-006SL	**SLWD lens 6-fold** Working distance 112 mm
MEO-008	**Lens 8-fold** Working distance 59 mm
MEO-010	**Lens 10-fold** Working distance 54 mm
MEO-015	**Lens 15-fold** Working distance 40 mm
MEO-020	**Lens 20-fold** Working distance 29 mm
MEO-025	**Protection glasses for lenses 4-/8-/10-fold** (4 pieces) for MANTIS Elite
MEO-026	**Protection glasses for lens 6-fold** (4 pieces) for MANTIS Elite
MEO-027	**Protection glass for SLWD lens 6-fold** 1 piece for MANTIS Elite

MANTIS Elite HD-CAM projection head

Mantis Elite HD-Cam is an advanced version of the successful Mantis stereo inspection system for the recording and documentation of significant images.

The Mantis Elite HD-Cam projection head (without lenses), incl. HD camera with USB port (compatible with stands MBS-002, MES-006, MEF-001 MEFS-001)

- Mantis Elite projection head with factory-integrated USB2.0 camera
- Ideal also for training and educational purposes
- Easy image recording by "1-time-click" on the keyboard
- Storage of image data in: BMP, JPEG & PNG

dpv*link* 13737	
Article	Type
MHD-001	**MANTIS Elite CAM projection head**

Projection head for MANTIS Elite

dpv*link* 7296	
Article	
MEH-001	**Projection head (without magnifying lenses)** LED lighting, suitable for stand MES-005 / MBS-002 / MEF-001

Stands for MANTIS Elite

dpv*link* 7291	
Article	Type
MES-005	**Universal stand (tilt/swivel arm)** with position lock
MEF-001	**Articulated arm**
MF-005	**Extension for articulated arm** for MEF 001 + MEFS-001 Reach total 500-850 mm
MEFS-001	**Elite floor stand with castors** and articulated arm reach: 700 mm
MBS-002.	**Table stand** with fine focusable object slide, transmitted light

LYNX EVO

LYNX EVO - stereo microscope

The eyepiece-less stereo microscope

- ergonomic top performance improves productivity
- improved optics allows fast an accurate inspection
- flexibility for a wide range of applications

Lynx EVO is an eyepiece-less stereo microscope, powering your productivity by first-class 3D imaging. The unique patented eyepiece-less optics of Lynx EVO allows the user a comfortable working position and thus more efficient working. The user-friendliness and ergonomics of Lynx EVO are unprecendented. The microscope **LynxEVO**: **more efficient, more accurate, more productive!**

The advantages of Lynx EVO:

- Unique 3D imaging (stereo) - the user can look around the subject from a 34° angle (improved 3D view/depth perception)
- a natural view of the subject - ambient light falls into the eyes, as the user may sit back from the eyepiece
- suitable for eyeglasses - due to the eyepiece-less optics users do not need to remove their glasses (or safety glasses)
- protection against cross-infection and sample contamination - as there is no direct contact between user and eyepiece/front lens
- ergonomic working position - much more comfortable an less fatiguing working
- freedom of head movement - providing the user radial and axial freedom of head movement when working
- Excellent hand-eye coordination - sitting back from the viewing lens allows the user much better peripheral vision

Weitere Artikel finden Sie unter www.compumet.ch

Technische Daten

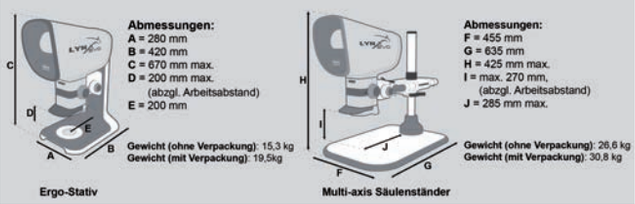

360° rotating optics - the 360° rotaition provides a better detail inspection. The viewing angle from the vertical is 34° - permitting the user to see clearly even hidden details.

Präzisions-Objektive				
Objektiv	Zoom-bereich*	Arbeits-abstand	Bildausschnitt bei min. Zoom** / max Zoom	
0,45x	2,7x - 27x	176 mm	55 mm	5,5 mm
0,62 x	3,7x - 37x	128 mm	40 mm	4,0 mm
1,0x	6x - 60x	75 mm	25 mm	2,5 mm
1,5x	9x - 90x	42 mm	16 mm	1,6 mm
2,0x	12x - 120x	29 mm	12 mm	0,8 mm

Mit Multiplier 1.5x				
Objektiv	Zoom-bereich*	Arbeits-abstand	Bildausschnitt bei min. Zoom** / max Zoom	
0,45x	2,7x - 40,5x	176 mm	55 mm	3,7 mm
0,62 x	3,7x - 55,5x	128 mm	40 mm	2,7 mm
1,0x	6x - 90x	75 mm	25 mm	1,7 mm
1,5x	9x - 135x	42 mm	16 mm	1,1 mm
2,0x	12x - 180x	29 mm	12 mm	0,8 mm

Mit Multiplier 2.0x				
Objektiv	Zoom-bereich*	Arbeits-abstand	Bildausschnitt bei min. Zoom** / max Zoom	
0,45x	2.7x - 54x	176 mm	55 mm	2,7 mm
0,62 x	3,7x - 74x	128 mm	40 mm	2,0 mm
1,0x	6x - 120x	75 mm	25 mm	1,2 mm
1,5x	9x - 180x	42 mm	16 mm	0,8 mm
2,0x	12x - 240x	29 mm	12 mm	0,6 mm

* Maximum permitted zoom range with engaging/disengaging multiplier

** With disengaging multiplier

Lynx EVO complete devices

dpv*link* 18856

Article	Type
EVO501	**Lynx EVO with ERGO stand and ring light** • with ERGO stand and ring light • magnification 10:1 • consisting of EVH001, EVZ040, EVB010, EVL100, EVR050, EVP070
EVO502	**Lynx EVO with multi-axis stand and ring light** • with multi-axis stand (without base plate) and ring light • magnification 10:1 • consisting of: EVH001, EVZ040, EVB020, EVF110, EVL062, EVR050, EVP070
EVO503	**Lynx EVO with Ergo stand and rotating optics** • with Ergop stand and rotating optics • magnification 10:1 • consisting of: EVH-001, EVZ-040, EVB-010, EVR-060, EVP-070
EVO504	**Lynx EVO with multi-axis stand and rotating optics** • with multi-axis stand (without base plate) and rotating optics • magnification 10:1 • consisting of: EVH001, EVZ040, EVB020, EVF110, EVR060, EVP070
	Accessories
EVB022	Base plate for multi-axis stand EVB021
VECE022.ESD	ESD mat for base plate EVB022

Lighting

dpv*link* 18862

Article	Type
EVP070	**Dimmer power unit for EVR050 and EVR060**
EVP080	**Dimmer power unit for EVS011, EVR050 and EVR060**
EVR050	**LED ring light with integrated diffuser**
EVR060	**LED rotating optics**
EVS011	**LED transmitted light for EVB010**

Stereo head / zoom optics

dpv*link* 18868

Article	Type
EVH001	**Lynx EVO Stereo Dynascope head**
EVF110	**Focusing module for multi-axis stand**
EVL045	**Lens x0,45 (magnification x2,7-x27)** Delivery with converging lens
EVL062	**Lens x0,62 (magnification x3,7-x37)** Delivery with converging lens
EVL100	**Lens x1,0 (magnification x6,0-x60)**
EVL150	**Lens x1,5 (magnification x9,0-x90)** Delivery with converging lens
EVL200	**Lens x2,0 (magnification x12,0-x120)** Delivery with converging lens
EVZ040	**Lynx EVO magnification 10:1**
EVZ045	**Multiplier lens x1,5 (Zoom x1,5)**
EVZ046	**Multiplier lens x2,0 (Zoom x2,0)**

Accessories / spare parts

dpv*link* 18876

Article	Type
EVB020	**Multi-axis stand with base plate EVB022**
EVC131	**SmartCam, USB HD camera module 5 megapixel**
VECE-VF-WIFI.	**WIFI-Set for Software ViFox V7 and pixel-fox V7** suitable for EVO Cam and Lynx EVO
VECE-VIFO-V7.	**Vifox 7.0 Imaging-Software 7.0** suitable for EVO Cam and Lynx EVO
	Accessories
EVB022	Base plate for multi-axis stand EVB021
VECE022.ESD	ESD mat for base plate EVB022
EVB010	Ergo stand with fine/coarse focusing
EVS120	Sliding table 100x100 mm

All information about Vision's eyepieceless stereo microscope Lynx EVO is available in the current manufacturer leaflet

- as online catalog
- as download

Stereo zoom eyepiece microscope

The binocular SX45 is a high-quality stereo zoom microscope with optical Greenough principle for diverse applications in laboratory, research & routine, quality assurance in the industry, education and training, etc.

High-quality stereo zoom microscope with optical Greenough principle for a wide range of applications impresses by a solid, durable design and its easy operation. The image remains in the exact level of sharpness throughout entire zoom range.

- High-quality components
- Zoom factor 6.3:1
- Magnification x4 - x200 (x20 eyepieces)
- 22 mm eyepieces (field number / field of view) with diopter setting
- Extra long working distance of 220 mm
- LED lighting (6,000 hours LLD)
- Adjustable incident and transmitted light
- Optional sliding table
- Optional LED ring light
- Also available with pillar stand or articulated arm
- Trinocular microscope body for camera connection
- Excellent price-performance ratio
- 110V - 240V

Optical data

Eyepieces	Lenses	Zoom range	Working distance
x10 / 22 F.N.	x0.5	x4 - x25	220.6 mm
x10 / 22 F.N.	x1.0	x8 - x50	115.0 mm
x10 / 22 F.N.	x2.0	x16 - x100	57.5 mm
x20 / 13 F.N.	x0.5	x8 - x50	220.6 mm
x20 / 13 F.N.	x1.0	x16 - x100	115.0 mm
x20 / 13 F.N.	x2.0	x32 - x200	57.5 mm

Table stand, compact and versatile

- Highly flexible mechanism for optimized ergonomics and increased efficiency and productivity.
- Adjustable LED incident light and LED transmitted light.

Articulated arm,
for an increased reach

- Designed for applications requiring more freedom of movement and at the same time constant stability.
- Higher flexibility during the inspection of large parts, also suitable for several workstations. Easy mounting with table clamp.

DPV ELEKTRONIK
Weitere Artikel finden Sie unter www.compumet.ch

Pillar stand, ideal for large space requirement

- Adjustable and swiveling unit for a direct mounting on the working surface of the user or with base plate.
- Flexible and easy to use.

Accessories
Image documentation & archiving
Trinocular microscope body for camera and video connection. Modular multimedia solutions for recording, measuring, and storing images.

LED ring light

For alternative or additional lighting. (Standard lighting for articulated arm and pillar stand variant)

Sliding table
Only in conjunction with table stand, for small components and parts, ideal for inspection.

Polarization set
Polarizing filter optional for the table stand.

Dimensions

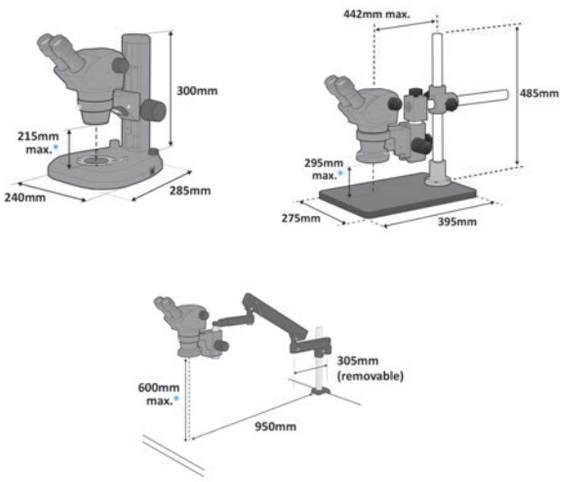

SX45 with table stand

dpv*link* 14212	
Article	Type
SX45	**SX45 Elite stereo zoom microscope eyepiece** *Binocular complete device, consisting of:* S-201 Binocular stereo head with zoom 6.3:1 click-stop S-203 Table stand with dimmable LED incident & transmitted light S-004 x10 eyepieces (magnification of x8-x50)
SX45-TR	**SX45 Elite stereo zoom microscope eyepiece** *Trinocular complete device, consisting of:* S-202 Trinocular head (photo output) with zoom 6.3:1 click-stop S-203 Table stand with dimmable LED incident & transmitted light S-004 x10 eyepieces (magnification of x8-x50)
SX45-DO8.0	**SX45 Elite stereo zoom microscope eyepiece** *Complete device with image editing, consisting of:* S-202 Trinocular head (photo output) with zoom 6.3:1 click-stop S-203 Table stand with dimmable LED incident & transmitted light S 004 x10 eyepieces (magnification of x8-x50) S-012 C-mount adapter for USB 1/2"camera S-PIFO8.0 Imaging Kit 8.0, software and 5.2Mpix color camera, dongle

SX45 with pillar stand

dpv*link* 14213	
Article	Type
SX45BS	**SX45 Elite stereo zoom microscope eyepiece** *Binocular complete device, consisting of:* S-201 Binocular stereo head with zoom 6.3:1 click-stop S-004 x10 eyepieces (magnification of x8-x50) S-206 Pillar stand with base plate S-005 Ring light with dimmable power supply unit
SX45BS-TR	**SX45 Elite stereo zoom microscope eyepiece** *Trinocular complete device, consisting of:* S-202 Trinocular head (photo output) with zoom 6.3:1 click-stop S-004 x10 eyepieces (magnification of x8-x50) S-206 Pillar stand with base plate S-005 Ring light with dimmable power supply unit
SX45BS-DO8.0	**SX45 Elite stereo zoom trinocular microscope** *Complete device with image editing, consisting of:* S-202 trinocular head (photo output) with zoom 6,3:1 click-stop S-004 x10 eyepieces (magnification of x8-x50) S-206 Pillar stand with dimmable LED incident and transmitted light S-005 Ring light with dimmable power supply unit S-012 C-Mount Adapter for USB 1/2" camera PIFO 8.0 Imaging-Kit, software and USB 1/2" color camera (5.2Mpix)

SX45 Accessories

dpv*link* 11075	
Article	Type
S-201	**SX45 Elite Stereo zoom microscope body**
S-202	**SX45 Elite Trinocular stereo zoom microscope body**
S-203	**Stand with LED display incident/transmitted light**
S-004	**x10 eyepieces (pair)**
S-005VECE	**SX LED ring light with power supply unit** dimmable, 4 segment control
S-206	**Pillar stand**
S-207	**Articulated arm with adapter**
S-008	**Ancillary lens x0.5**
S-009	**Ancillary lens x2.0**
S-010	**Eyepiece pair x20/13**
S-017	**Rubber grommets for eyepieces (pair)**
S-015	**Replacement for incident light on S-003**
S-016	**Replacement LEDs for incident light on S-003**
S-018	**Eyepiece x10 with graticule scale 10 mm/0.1 mm**
S-019	**Camera adapter C-mount x0.5**
S-024	**Rubber eyecups for eyepieces (pair)**

All information about Vision's product line SX Elite is clearly summarized in the current manufacturer leaflet

- as online catalog
- as download

DPV ELEKTRONIK
dpv*link* - Produkte schnell finden!
www.compumet.ch
z.B.: dpv*link* 21010 → dpv*link* 21010

KERN Microscopes

Stereo zoom microscope binocular Kern OZL 465

- stereo zoom microscope
- incident LED ring light and transmitted light
- steplessly dimmable
- binocular 45° angled view
- diopter balance on both sides
- high widefield eyepiece with 10x magnification

dpv*link* 24073

Article	Type	Magnification	Working distance
401.OZL465	Stereo zoom microscope binocular Kern OZL 465	0.7x/4.5x	105 mm

dpv*link* 24073

	Article	Ausführung
	401.OZB-A4645	**Solder protection lens Kern OZB-A4645** suitable for 401.OZL465, 401.OZL466, 401.OZL961 and 401.OZL963

Stereo zoom microscope trinocular Kern OZL 466

- stereo zoom microscope
- incident LED ring light and transmitted light
- steplessly dimmable
- binocular 45° angled view
- C-Mount adapter for camera required
- diopter balance on both sides
- high widefield eyepiece with 10x magnification

dpv*link* 24082

Article	Type	Magnification	Working distance
401.OZL466	Stereo zoom microscope OZL 466 trinocular	0.7x/4.5x	105 mm

dpv*link* 24082

	Article	Ausführung
	401.OZB-A4645	**Solder protection lens Kern OZB-A4645** suitable for 401.OZL465, 401.OZL466, 401.OZL961 and 401.OZL963
	401.OZB-A4811	**C-Mount camera adapter Kern OZB-A4811** suitable for 401.OZL466 and 401.OZL963

Stereo zoom microscope binocular Kern OZL 961 with telescopic arm

- stereo zoom microscope with universal telescopic arm stand
- with plate
- 4.5 Watt incident LED ring light
- steplessly dimmable
- binocular 45° angled view
- diopter balance on both sides
- high widefield eyepiece with 10x magnification

dpv*link* 24085

Article	Type	Magnification	Working distance
401.OZL961	Stereo zoom microscope OZL 961 binocular with telescopic arm	0.7x/4.5x	105 mm

dpv*link* 24085

	Article	Ausführung
	401.OZB-A4641	**Ancillary lens 0.5x Kern OZB-A4641** suitable for 401.OZL461 and 401.OZL963
	401.OZB-A4645	**Solder protection lens Kern OZB-A4645** suitable for 401.OZL465, 401.OZL466, 401.OZL961 and 401.OZL963
	401.OZB-A4643	**Ancillary lens 2.0x Kern OZB-A4643** suitable for 401.OZL461 and 401.OZL963

DPV ELEKTRONIK
Weitere Artikel finden Sie unter www.compumet.ch

Stereo zoom microscope trinocular Kern OZL 963 with telescopic arm

KERN

- stereo zoom microscope with universal telescopic arm stand
- with plate
- 4.5 Watt incident LED ring light
- steplessly dimmable
- binocular 45° angled view
- C-Mount adapter for camera required
- diopter balance on both sides
- high widefield eyepiece with 10x magnification

dpv*link* 24087

Article	Type	Magnification	Working distance
401.OZL963	Stereo zoom microscope OZL 963 trinocular with telescopic arm	0.7x/4.5x	105 mm

dpv*link* 24087

	Article	Ausführung
	401.OZB-A4641	**Ancillary lens 0.5x Kern OZB-A4641** suitable for 401.OZL461 and 401.OZL963
	401.OZB-A4645	**Solder protection lens Kern OZB-A4645** suitable for 401.OZL465, 401.OZL466, 401.OZL961 and 401.OZL963
	401.OZB-A4643	**Ancillary lens 2.0x Kern OZB-A4643** suitable for 401.OZL461 and 401.OZL963
	401.OZB-A4811	**C-Mount camera adapter Kern OZB-A4811** suitable for 401.OZL466 and 401.OZL963

Accessories for KERN stereo zoom microscope

KERN

dpv*link* 24091

Article	Type
401.OZB-A4811	**C-Mount camera adapter Kern OZB-A4811** suitable for 401.OZL466 and 401.OZL963
401.OZB-A4641	**Ancillary lens 0.5x Kern OZB-A4641** suitable for 401.OZL461 and 401.OZL963
401.OZB-A4643	**Ancillary lens 2.0x Kern OZB-A4643** suitable for 401.OZL461 and 401.OZL963
401.OZB-A4645	**Solder protection lens Kern OZB-A4645** suitable for 401.OZL465, 401.OZL466, 401.OZL961 and 401.OZL963

Eschenbach Stereo microscopes

LED Stereo zoom microscope

ESCHENBACH

- Reflected-light stereo microscope with robust metal tripod
- binocular 45° angled eyepiece, 360° rotation
- wide field eyepieces with 10x magnification
- ocular tube on the left with diopter adjustment from +/- 5 dpt.
- lenses: turning revolver 1x and 2x, parallel
- episcopic LED ring light, dimmable
- plastic support plate

dpv*link* 21099

Article	Magnification	Working distance
ES-33213	10x/20x	82-79

Accessories

MONTA00195xP Accessories for ES-33213 and ES33263

LED Stereo zoom microscope with metallic articulated arm

ESCHENBACH

- Reflected-light stereo microscope with robust metallic articulated arm
- binocular 45° angled eyepiece
- 360° rotation
- wide field eyepieces with 10x magnification
- ocular tube on the left with diopter adjustment from +/- 5 dpt.
- lenses: turning revolver 1x and 2x, parallel
- episcopic LED ring light
- dimmable

dpv*link* 21101

Article	Magnification	Working distance
ES-33263	10x/20x	82-79

Accessories

MONTA00195xP Accessories for ES-33213 and ES33263

Magnifiers

Watchmaker's magnifier

ESCHENBACH

The watchmaker's magnifiers by Eschenbach are comfortable to wear. The anthracite plastic case prevents scattered light on the lenses providing a clear contrast.

- biconvex (curved outwards on both sides) or plano-convex (curved outwards on one side)
- plastic of low flammability

dpv*link* 20430

Article	Magnification	Diameter in mm	Lens
	Watchmaker's magnifier		
ES-1124110	10x	25	aspheric
ES-11243	3x	25	plano-convex
ES-11245	5x	25	plano-convex
ES-11247	7x	25	plano-convex

Designo folding magnifier

ESCHENBACH

- slide-out magnifier for an optimum protection of the lens
- very handy and small
- quick and comfortable magnification

dpv*link* 20844

Article	Magnification	Diameter in mm	Diopters
ES-1711	5x	30	20

Precision folding magnifier brass

ESCHENBACH

Folding magnifier of matt chrome-plated housing with eyelet. Lens frame of black painted metal

dpv*link* 20774

Article	Magnification	Diameter in mm	Lens
	Precision folding magnifier brass		
ES-11766	6x	21	aplanatic
ES-11768	8x	21	aplanatic
ES-117612	12x	15	aplanatic
ES-117610	10x	21	aplanatic
ES-1187	4x/6x	27	biconvexe
ES-118410	10x	15	achromatic
ES-118420	20x	17	achromatic

Precision folding magnifier plastic

ESCHENBACH

High-quality silicate lens with polyamide housing. The housing is non-breakable and dust-tight when closed.

dpv*link* 20780

Article	Magnification	Diameter in mm	Lens
	Precision folding magnifier plastic		
ES-11869	3x/6x	23	achromatic
ES-118210	10x	23	aplanatic

Mobilent folding magnifier

ESCHENBACH

- high-magnification folding magnifier
- aspheric PXM® lightweight lens
- distortion-free image with edge-to-edge sharpness
- plastic case encloses the lens and is dust-tight
- always ready-to-hand with neck cord

dpv*link* 20840

Article	Magnification	Diameter in mm	Diopters
	Mobilent folding magnifier		
ES-171094	4x	35	16
ES-171097	7x	35	28
ES-1710910	10x	35	38

Mobilent LED folding magnifier

ESCHENBACH

- high-magnification folding magnifier
- with efficient LED illumination
- aspheric PXM® lightweight lens
- distortion-free image with edge-to-edge sharpness
- plastic case encloses the lens and is dust-tight
- included lanyard
- inclusive 1 x CR 2032 battery

dpv*link* 22703

Article	Magnification	Diameter in mm	Diopters
	Mobilent LED folding magnifier		
ES-152094	4x	35	16
ES-152097	7x	35	28
ES-1520910	10x	35	38

Stand magnifier aspheric

ESCHENBACH

- stand magnifier with very scratch-resistant lens
- can be used as a high magnification vision aid
- open base for working under the lens (with ES-2626 and ES-2628)
- transparent base allows excellent illumination from all sides

dpv*link* 20851

	Article	Magnification	Diameter in mm	Lens
	ES-2626	6x	50	aspheric
	ES-2628	10x	35	aspheric
	ES-1153	8x	25	aplanatic

easyPocket illuminated pocket magnifier

ESCHENBACH

- pocket magnifier with optional illumination
- magnification in a credit card format
- ultra-flat and lightweight
- including case for storage
- with 2 x 2025 button battery

dpv*link* 20798

	Article	Magnification	Diameter / dimension [mm]	Lens
	ES-152110	3x	86 x 54	aspheric
	ES-152111	3x	86 x 54	aspheric
	ES-152122	4x	86 x 54	aspheric

easyPocket XL illuminated pocket magnifier

ESCHENBACH

- especially large visual field with super-flat lens
- including case for safe storage
- LED has an almost unilimited service life
- can be used as stand magnifier with the integrated strap
- including 2 x 2032 button battery

dpv*link* 20802

	Article	Magnification	Diameter / dimension [mm]	Lens
	ES-152210	2.5x	78 x 50	aspheric
	ES-152211	2.5x	78 x 50	aspheric

DPV ELEKTRONIK

Weitere Artikel finden Sie unter www.compumet.ch

mobilux LED illuminated pocket magnifier

ESCHENBACH

mobilux® LED magnifier is easy to use. Always ready-to-hand with a large, easy to operate light switch and eyelet for lanyard.

- 3 attachable transparent filters focusing light and improving the light intensity by up to 40%
- battery service life up to 10x longer
- incl. 2 x AA batteries
- including case to attach on the lens

dpv*link* 20788

	Article	Magnification	Diameter / dimension [mm]	Lens
	ES-151110	10x	35	aspheric
	ES-151112	12.5x	35	aspheric
	ES-15112	3x	60	aspheric
	ES-15122	3x	90 x 54	aspheric
	ES-15113	3.5x	75 x 50	aspheric
	ES-15114	4x	75 x 50	aspheric
	ES-151141	4x	60	aspheric
	ES-15115	5x	58	aspheric
	ES-15116	6x	58	aspheric
	ES-15117	7x	35	aspheric

powerlux illuminated magnifier

ESCHENBACH

- illuminated stand magnifier
- even, shadow-free illumination
- very scratch-resistant
- ergonomic design
- economical power consumption due to automatic shut-off function after 30 minutes
- suitable for right and left handers
- including 3 x AA batteries

dpv*link* 20808

Article	Magnification	Diameter in mm	Diopters	Light color
	powerlux illuminated magnifier			
ES-158614	3.5x	58	14	8.000 K
ES-1586141	3.5x	58	14	3.000 K
ES-158620	5x	58	20	8.000 K
ES-1586201	5x	58	20	3.000 K
ES-158628	7x	58	28	8.000 K
ES-1586281	7x	58	28	3.000 K

Micro illuminated magnifier LED

ESCHENBACH

- micro-magnifier with LED illumination
- for inspecting a wide variety of surfaces such as metals, textiles, varnishes etc.
- detailed examination of depressed or raised features
- high level of brightness due to large lens aperture
- precise focus setting with swivel
- illumination switchable if required
- glass lens of high-quality silicate

dpv*link* 20870

Article	Type
ES-11744	**Micro illuminated magnifier LED**

laboMED attachment magnifier

ESCHENBACH

- free hands for working
- high level of magnification
- lens clamp made of glass-fiber reinforced plastic
- discreet metal frame with matt black finish
- with storage box
- not suitable for persons wearing spectacles

dpv*link* 20821

Article	Magnification	Diopters	Lens	Working distance
ES-164450	1.7x	2,5	plano-convex	400
ES-164451	2x	2,5	plano-convex	250
ES-164452	2.5x	5	plano-convex	180
ES-164453	3x	7,75	plano-convex	130

laboClip attachment magnifier

ESCHENBACH

- Attachment magnifier can be easily attached to the wearer's spectacle frame
- comfortable working distance
- low weight
- clamping element made of glass-fiber reinforced plastic
- with storage box

dpv*link* 20822

Article	Magnification	Diopters	Lens	Working distance
ES-164617	1.7x	2,5	binocular	400
ES-164620	2x	2,5	binocular	250
ES-164625	2.5x	5	binocular	180
ES-164630	3x	7,75	binocular	130
ES-164640	4x	16	monocular	55
ES-164670	7x	28	monocular	32

laboComfort headband magnifier

ESCHENBACH

- headband magnifier with 1.7-fold to 3-fold magnification
- height of the magnifier shield can be adjusted individually via adjustable headband strap
- when not used the shield can be simply lifted up
- suitable for persons wearing spectacles
- dark grey, closed plastic shield against diffused light with integrated lens bracket
- laboComfort can only be used with binocular lenses

dpv*link* 20835

Article	Magnification	Diopters	Lens	Working distance
ES-164817	1.7x	2,5	plano-convex	400
ES-164820	2x	2,5	plano-convex	250
ES-164825	2.5x	5	plano-convex	180
ES-164830	3x	7,75	plano-convex	130

DPV ELEKTRONIK

dpv*link* - Produkte schnell finden!
www.compumet.ch
z.B.: **dpv*link* 21010** → **dpv*link* 21010**

Aspheric reading magnifier

ESCHENBACH

- for reading and looking at pictures
- concealed eyelet in the end of the handle for neck cord
- including lanyard
- genuine leather case separately available under dpv*link* 20876

dpv*link* 20854

Article	Magnification	Diameter / dimension [mm]	Lens
ES-265550	6x	50	aspheric
ES-265560	5x	58	aspheric
ES-265570	4x	70	aspheric
ES-2655750	3.5x	75 x 50	aspheric

Precision scale magnifier

ESCHENBACH

- distortion-free and pin sharp image
- fine focusing via easy-grip focusing ring
- with measuring scale, measuring range 20 mm, 1/10 mm
- housing made of glass-fiber reinforced polyamide
- including plastic box with space for other scales

dpv*link* 20861

Article	Magnification	Diameter in mm	Lens
ES-115410	10x	23	achromatic
ES-11547	7x	23	achromatic

Scale magnifier

ESCHENBACH

- magnifier with measuring scale
- 10-fold magnification
- 38 diopters
- LED scale magnifier ES-155074 requires 2x C battery 1.5 V
- with case

dpv*link* 20805

Article	Type
ES-155071	**Scale magnifier**
ES-155074	**LED scale magnifier**

Scribolux stand magnifier

ESCHENBACH

- illuminated stand magnifier
- lots of space for writing and reading
- magnifier base with open design
- bright, even and glare-free illumination
- shadow-free working with both hands under the scratch-resistant lens
- low power consumption due to automatic shut-off function after 30 minutes
- including 3 x AA batteries

dpv*link* 20864

Article	Magnification	Diopters	Lens
	Scribolux stand magnifier		
ES-156512	2.8x	7	aspheric

Cleanroom

Cleanrooms are designed for special manufacturing procedures. Especially in the semiconductor manufacture particles in the surrounding air may cause lasting damage on circuits. In order to prevent such damage, the air has to be filtered constantly. In addition to the air purification, precautions should be taken to prevent that as few particles as possible get into the cleanroom. This is achieved by tools, cleaning sticks and also office supplies that are suitable for the use in cleanrooms. Of course, also surfaces such as working places, chairs and cleanroom clothes have to be abrasion-resistant.

Cleanroom clothes have to

- prevent efficiently the particle release
- protect the employee against high air speeds (draft effects)
- provide a certain permeability for air and water steam
- be antistatic or dissipative
- be considered as comfortable to wear
- consist of narrow-pore synthetic textiles

Work utilities (such as work material, consumables, furniture etc.) have to

- be made of low-abrasion plastics
- possess a fully closed surface to be cleaned easily and according to cleanroom standards
- individually packaged (consumables such as disposable gloves cleaning wipes)

Cleanroom cleaning sticks / Swabs

ESD cleaning sticks / Swabs – polyurethane (PU)

- Head: polyurethane (PU) foam
- stick: polypropylene
- cleanroom class 100 / ISO 5

dpv*link* 22889

Article	Type
1000.301	**ESD cleaning sticks PU** Head: 4.7 x 20.6 mm Stick: 2.5 x 131.8 mm PU = 50 pieces
1000.300	**ESD cleaning sticks PU** Head: 4.0 x 14.2 mm Stick: 2.3 x 62 mm PU = 50 pieces

DPV ELEKTRONIK

Weitere Artikel finden Sie unter www.compumet.ch

Cleaning sticks / Swabs - polyurethane (PU)

- Head: polyurethane (PU) foam
- stick: polypropylene
- cleanroom class 100 / ISO 5

dpv*link* 22898

Article	Type
1000.325	**Cleaning sticks PU** Head: 4.8 x 15 mm Stick: 3 x 137.3 mm PU = 500 pieces

ESD cleaning sticks Sticky Swabs

Sticky Swabs - ESD cleaning sticks for the use in cleanroom environments (ISO 4, ISO 5)
For removing particles from tight, difficult to reach areas

- ESD safe
- soft, absorbing, non-abrasive tip
- lint-free
- leaves no adhesive residues
- cleanroom class 100 / ISO 5

dpv*link* 22768

Article	Type
I-IT01401/10	**ESD cleaning sticks Sticky Swabs** Head ø: 1 mm, stick: 2.0 x 70 mm 10 pieces/box
I-IT01401/25	**ESD cleaning sticks Sticky Swabs** Head ø: 1 mm, stick: 2.0 x 70 mm 25 pieces/box
I-IT01402/10	**ESD cleaning sticks Sticky Swabs** Head ø: 2 mm, stick: 2.0 x 70 mm 10 pieces/box
I-IT01402/25	**ESD cleaning sticks Sticky Swabs** Head ø: 2 mm, stick: 2.0 x 70 mm 25 pieces/box
I-IT01403/10	**ESD cleaning sticks Sticky Swabs** Head ø: 3 mm, stick: 2.0 x 70 mm 10 pieces/box
I-IT01403/25	**ESD cleaning sticks Sticky Swabs** Head ø: 3 mm, stick: 2.0 x70 mm 25 pieces/box
I-IT0140123/75	**ESD cleaning sticks Sticky Swabs set** 25 x ø head 1 mm, 25 x ø head 2 mm, 25 x ø head 3 mm Mixed box with 75 pieces

Cleanroom office supplies

Cleanroom paper single sheet



- for copiers and printers
- cleanroom class 100 / ISO 5
- latex-free
- autoclavable
- antistatic

dpv*link* 22876

Article	DIN Size	Color	PU
	Cleanroom paper single sheet		
1000.900	DIN A4	white	250 piece
1000.901	DIN A4	light blue	250 piece

Cleanroom notebooks

- spiral binding
- 80 g/m²
- 50 sheets/book
- squared
- can be written on both sides
- color: white
- cleanroom class 1000 / ISO 6

dpv*link* 22879

Article	Type
	Cleanroom notebooks
1000.925	Cleanroom notebook DIN A 4
1000.926	Cleanroom notebook DIN A 5

Cleanroom wipes

Cleanroom wipes microfiber

- 100% microfiber
- laser-cut edges
- especially suitable for optical and glass industry
- cleanroom class 10 / ISO 4

dpv*link* 22882

Article	Type
1000.240	**Cleanroom microfiber wipe 23 x 23 cm** PU = 100 pieces

Cleanroom wipes polyester / cellulose

- polyester / cellulose
- Nonwoven combines the absorbency of natural fibers with the purity and strength of a synthetic material.
- very good wet strength
- cleanroom class 100 / ISO 5 or 1000 / ISO 6

dpv*link* 22884

Article	Type
1000.220	**Polyester / cellulose cleanroom wipe 23 x 23 cm** cleanroom class 1000 / ISO 6 PU = 300 pieces
1000.221	**Polyester / cellulose cleanroom wipe 23 x 23 cm** cleanroom class 100 / ISO 5 PU = 150 pieces

Cleanroom wipes Polyester

- 100% endless polyester filaments
- color: white
- quick moisture absorption
- very high absorbing power and speed
- sealed edged
- cleanroom class 100 / ISO 5

dpv*link* 22886

Article	Type
1000.200	**Cleanroom polyester wipe 23 x 23 cm** PU = 150 pieces

Cleanroom gloves

ESD Cleanroom gloves nitrile

- nitrile gloves
- antistatic
- can be worn on both sides
- powder-free
- very good skin compatibility
- extremely flexible
- good chemical resistance
- usable up to cleanroom class ISO 5
- length 300 mm
- sizes S - XXL

dpv*link* 22893

Article	Type
1000.520	**Nitrile cleanroom gloves textured fingertips** Color white Cleanroom class 100 / ISO 5 PU = 100 pieces
1000.521	**Nitrile cleanroom gloves textured fingertips** color blue cleanroom class 100 / ISO 5 PU = 100 pieces

Cleanroom gloves latex

- latex gloves
- can be worn on both sides
- powder-free
- very good skin compatibility
- extremely flexible
- good chemical resistance
- usable up to cleanroom class 100
- length 300 mm
- sizes S - XXL

dpv*link* 22899

Article	Type
1000.550	**Latex cleanroom gloves textured fingertips** Color white Cleanroom class 100 / ISO 5 PU = 100 pieces

ESD disposable vinyl gloves

- antistatic
- long design
- suitable for ISO 5
- PU = 1.000 pcs per box
- Available sizes: S, M, L, XL

dpv*link* 427

Article	Type	Size
2750.000	Vinyl glove	S-XL

Cleanroom clothes

Cleanroom overalls

DPV cleanroom overalls
suitable for cleanrooms and ESD-safe
Material: 110 g/m² (98 % polyester and 2% conductive fibers)

- lapel collar
- covered zipper
- raglan sleeves
- knitted cuffs on arms
- adjustable snaps on legs
- adjustable buttonhole elastic in waist
- snap counterpart for hood
- clip band dispositive for name labeling
- name tape
- thigh pocket with flap on the right
- antistatic
- usable up to cleanroom class ISO 4 (class 10)



On request also available in light blue.

dpv*link* 21424

Article	Color	Size
	Cleanroom overalls	
1010.RR-101	white	S-XXL
1010.RR-201	light blue	S-XXL

Sizes 3XL to 5XL on request

Cleanroom all-around protection hood

- Zipper in front
- with shoulder cover
- adjustment possible with buckle on the back
- large head harness
- snap fixture for mask
- ear insert
- antistatic
- usable up to cleanroom class ISO 4 (class 10)

dpv*link* 21432

Article	Color	Size
1010.RR-107	white	S-XXL
1010.RR-207	light blue	S-XXL

Cleanroom mask

- for buttoning in the all-around protection hood
- antistatic
- usable up to cleanroom class ISO 4 (class 10)

dpv*link* 21444

Article	Color	Size
1010.RR-108	white	one size
1010.RR-208	light blue	one size

Weitere Artikel finden Sie unter www.compumet.ch

Cleanroom coat

DPV cleanroom coat
suitable for cleanrooms and ESD-safe
Material: 110 g/m² (98 % polyester and 2% conductive fibers)

- lapel collar
- snaps in front
- raglan sleeves
- clip band fixture for name labeling
- name tape
- knitted cuffs on arms
- 1 breast pocket
- 2 hip pockets
- antistatic
- usable up to cleanroom class ISO 4 (class 10)

On request also available in light blue.

dpv*link* 21428

Article	Color	Size
	Cleanroom coat	
1010.RR-102	white	S-XXL
1010.RR-202	light blue	S-XXL

Sizes 3XL to 5XL on request

Cleanroom overboot

- high version
- plastic outsole
- with zipper
- clip fastener over instep for optimal fit
- antistatic
- usable up to cleanroom class ISO 4 (class 10)

dpv*link* 21441

Article	Color	Size
1010.RR-112	white	S-XXL
1010.RR-212	light blue	S-XXL

Cleanroom overshoe

- angle-high
- plastic outsole
- elastic
- antistatic
- usable up to cleanroom class ISO 4 (class 10)

dpv*link* 21438

Article	Color	Size
	Cleanroom overshoe	
1010.RR-114	white	S-XXL
1010.RR-214	light blue	S-XXL

Reusable cap Type HB 120

- Reusable cap
- color white
- material: 98% polyester, 2% carbonized yarn
- suitable for clean production areas
- cleanroom class 100 (ISO 5)
- PU = 10 pieces

In compliance with the ESD standard DIN EN 61340-5-1

dpv*link* 8291

Article	Type	
2760.HB120	Reusable cap Type HB-120	white

Special footwear

Special clog

Special clog made of autoclavable, sterilizable special material with foldable heel strap; comfortable fit; **autoclavable at 135° C**, washable at 60° C, suitable for cleanroom; outsole slip-resistant outsole (SRC).

OB

dpv*link* 10057

Article	Color	Size	Category
	Special clog		
AB-39600	white	35-46	OB
AB-39630	orange	36-46	OB
AB-39620	green	35-46	OB
AB-39610	blue	35-46	OB

Cleanroom loafer

Cleanroom loafer with integrated footbed. Upper A-micro, breathable; elastic band over instep; decontaminable up to 30 times; washable up to 60°C; extremely light, oil- and benzine-resistant PU air cushion outsole, slip-resistant (SRA).

01 HACCP

dpv*link* 8771

Article	Color	Size	Category
	Cleanroom loafer		
AB-32370	white	35-47	01

dpv*link* - Produkte schnell finden!
www.compumet.ch
z.B.: dpv*link* 21010 → dpv*link* 21010

Cleanroom boots

Cleanroom boots. Upper microfiber; washable at 30°C (material must be checked, because it can lose its function); oil- and benzine-resistant PU outsole, slip-resistant (SRA).

Minimum order quantity required!

OB

dpv*link* 14481

Article	Color	Size	Category
	Cleanroom boots		
AB-3620	white	35-47	OB

Cleanroom shoe with gaiter

Cleanroom shoe with gaiter. Upper leather, perforated; gaiter cleanroom textile as requested; oil- and benzine-resistant PU outsole, slip-resistant (SRA).

Minimum order quantity required !

dpv*link* 14483

Article	Color	Size
	Cleanroom shoe with gaiter	
AB-1144	white	35-48

Tacky mats

Foil tacky mats 30 layers



Foil tacky mats with high adhesive force, 30 layers, in case of decreasing adhesive force, just remove the dirty foil, the new foil is immediately ready for use.
PU = 1 carton = 4 mats

dpv*link* 437

Article	W [mm]	L [mm]	Color
1000.030.1	1140	460	white / transparent
1000.030.3	1140	610	white / transparent
1000.030.1.blau	1140	460	blue
1000.030.3.blau	1140	610	blue

Tacky mats permanent

Permanently tacky mat; cleanable only with warm water, mat regains its adhesive properties after drying.

dpv*link* 442

Article	W [mm]	L [mm]	Thickness [mm]
1000.105.3	1200	600	3
1000.106.3	1000	1000	3
1000.105.5	1200	600	6
1000.106.5	1000	1000	6

Weitere Artikel finden Sie unter www.compumet.ch

Overshoes

Overshoes

abeba

- Cleanroom overshoe
- ankle-high
- elastic band
- upper integrity 1750 antibacterial
- synthetic leather outsole

In compliance with the ESD standard DIN EN 61340-5-1

dpv*link* 10145

Article	Type	Size	Color
1000.3900.36-37	Overshoes size 1	36-37	white
1000.3900.38-39	Overshoes size 2	38-39	white
1000.3900.40-43	Overshoes size 3	40-43	white
1000.3900.44-46	Overshoes size 4	44-46	white
1000.3900.47-48	Overshoes size 5	47-48	white
1000.3910.36-37	Overshoes size 1	36-37	light blue
1000.3910.38-39	Overshoes size 2	38-39	light blue
1000.3910.40-43	Overshoes size 3	40-43	light blue
1000.3910.44-46	Overshoes size 4	44-46	light blue
1000.3910.47-48	Overshoes size 5	47-48	light blue

Swivel chairs cleanroom

Swivel chair cleanroom Basic ESD

bimos

Material and design:
The die-cast aluminium base is high-gloss polished and equipped with conductive castors or glides for hard floors. The also conductive and tear-resistant black synthetic leather cover is slip-resistant and ensures a good grip even on smooth cleanroom clothing.

Color: light grey / cover Skai ESD black, polished base

-DIN IEC 61340-5-1
-Air purity class 1 according to US Fed. H specifications
-Air purity class 3 according to EN ISO 14644-1

dpv*link* 13413

Article
Type

9140-2571 **Bimos ESD Cleanroom Basic 2**
with permanent contact, backrest: 430 mm, seat height adjustment 470-610 mm, with conductive braked castors; color: light grey / cover Skai ESD black

9141-2571 **Bimos ESD cleanroom Basic 3**
with permanent contact backrest: 430 mm, seat height adjustment. 620-870 mm, with step / conductive glides, color: light grey / cover Skai ESD black

9142-2571 **Bimos ESD Cleanroom Basic 2**
Swivel chair with permanent contact, backrest: 530 mm, seat height adjustment . 470-610 mm, with conductive, braked castors, color: light grey / cover Skai ESD black

9143-2571 **Bimos ESD cleanroom Basic 3**
with permanent contact, backrest: 530 mm, seat height adjustment 630-890 mm step / conductive glides, color: light grey / cover black, polished base

9145-2571 **Bimos ESD cleanroom Basic 2**
with synchronous technology, backrest: 530 mm, seat height adjustment 490-630 mm, with conductive, braked castors, color: light grey / cover Skai ESD black

9146-2571 **Bimos ESD cleanroom Basic 3**
swivel chair with synchronous technology, backrest: 530 mm, seat height adjustment 660-910 mm, with step / conductive glides, color: light grey / cover Skai ESD black

9890-238 **Ring armrest for Bimos cleanroom Basic**
Color: light grey

Swivel chair cleanroom Plus ESD

bimos

Material and design:
The swivel chair cleanroom Plus is equipped with a seat and backrest shell made of steel plate and guarantees best particle safety. The metal parts have a conductive coating, the plastics are volume conductive. Their color is light grey. The also conductive synthetic leather cover is slip-resistant and ensures a firm grip even on smooth cleanroom clothing.

Color: light grey / cover Skai ESD black, polished base

-DIN IEC 61340-5-1
-Air purity class 1 according to US Fed. H specifications
-Air purity class 3 according to EN ISO 14644-1

dpv*link* 13423	Article Type
	9161-2571 **Bimos ESD cleanroom Plus 2** with permanent contact, backrest: 500 mm, seat height adjustment. 440-565 mm, with conductive braked castors; color: light grey / cover Skai ESD black
	9181-2571 **Bimos ESD cleanroom Plus 2** with permanent contact, backrest: 380 mm, seat height adjustment. 440-565 mm, with conductive braked castors, color: light grey / cover Skai ESD black
	9183-2571 **Bimos ESD cleanroom Plus 2** with permanent contact, backrest: 380 mm, seat height adjustment. 630-890 mm step / conductive glides, color: light grey / cover Skai ESD black
	9487-238 **Ring armrest for Bimos cleanroom Plus** with permanent contact, light grey

Swivel chair LABSIT

bimos

- Reliable ESD protection by volume conductive plastic and conductive comfort upholstery
- High comfort due to thick upholstering and large seat depth
- innovative flex function in the back and on the front edge of the seat for promoting the correct posture and a good blood circulation
- intuitive handling - only manual adaption of the seat height required
- hygienic design for a simple cleaning and disinfection
- resistant to all conventional disinfectants and chemicals according to ISO 2812
- easy to transport with integrated handle
- polished aluminum base

Corresponds to the ESD standard DIN EN 61340-5-1

-9801 Stoff schwarz


-CP01 Supertec

-2000 Integral-schaum

-MG01 Magic Kunstleder

dpv*link* 22911	Article Type
	9123E-MG01 **Labsit 2 ESD work swivel chair** Seat height 450 - 650 mm, backrest 420 mm, polished aluminum base, conductive castors for soft floors, seat shell black Cover: synthetic leather Magic ESD black
	9123E-2000 **Labsit 2 ESD work swivel chair** Seat height 450 - 650 mm, backrest 420 mm, polished aluminum base, conductive castors for soft floors, seat shell black Cover: integral foam ESD black
	9123E-9801 **Labsit 2 ESD work swivel chair** Seat height 450 - 650 mm, backrest 420 mm, polished aluminum base, conductive castors for soft floors, seat shell black Cover: fabric Duotec ESD black
	9123E-CP01 **Labsit 2 ESD work swivel chair** Seat height 450 - 650 mm, backrest 420 mm, polished aluminum base, conductive castors for soft floors, seat shell black Cover: Supertec ESD black

DPV ELEKTRONIK
Weitere Artikel finden Sie unter www.compumet.ch

dpv*link* 22911

Article	Type
9121E-MG01	**Labsit 3 ESD work swivel chair** Seat height 520 - 770 mm, backrest 420 mm, polished aluminum base, conductive glides and footring, seat shell black Cover: synthetic leather Magic ESD black
9121E-2000	**Labsit 3 ESD work swivel chair** Seat height 520 - 770 mm, backrest 420 mm, polished aluminum base, conductive glides and footring, seat shell black Cover: integral foam ESD black
9121E-9801	**Labsit 3 ESD work swivel chair** Seat height 520 - 770 mm, backrest 420 mm, polished aluminum base, conductive glides and footring, seat shell black Cover: fabric Duotec ESD black
9121E-CP01	**Labsit 3 ESD work swivel chair** Seat height 520 - 770 mm, backrest 420 mm, polished aluminum base, conductive glides and footring, seat shell black Cover: Supertec ESD black
9125E-MG01	**Labsit 4 work swivel chair** Seat height 560 - 810 mm, backrest 420 mm, polished aluminum base, conductive sit-stop castors and footring, seat shell black Cover: synthetic leather Magic ESD black
9125E-2000	**Labsit 4 work swivel chair** Seat height 560 - 810 mm, backrest 420 mm, polished aluminum base, conductive sit-stop castors and footring, seat shell black Cover: integral foam ESD black
9125E-9801	**Labsit 4 work swivel chair** Seat height 560 - 810 mm, backrest 420 mm, polished aluminum base, conductive sit-stop castors and footring, seat shell black Cover: fabric Duotec ESD black
9125E-CP01	**Labsit 4 ESD work swivel chair** Seat height 560 - 810 mm, backrest 420 mm, polished aluminum base, conductive sit-stop castors and footring, seat shell black Cover: Supertec ESD black

Stool LABSIT

bimos

ESD swivel stool with comfortable seat height adjustment by ring release and conductive cover

Cleanroom class 3 according to ISO 14644-1

In compliance with the ESD standard DIN EN 61340-5-1

dpv*link* 22916

Article	Type
9127E-2000	**ESD Stool Labsit** Adjustable seat height 450 - 650 mm, ring release, with conductive braked castors, posihed base Cover: integral foam ESD black

Bimos ESD Cleanroom stool

bimos

Material and design:
High-gloss polished die-cast aluminum frames equipped with conductive castors or glides for hard floors. The synthetic leather cover is also conductive and slip-resistant.

Cleanroom class 4 according to EN ISO 14644-1

In compliance with the ESD standard DIN EN 61340-5-1

dpv*link* 13439

Article	Type
9467R-2571	**Bimos ESD cleanroom stool 1** Seat height adjustment. 460-630 mm, with conductive glides, polished base, color: light grey / cover Skai ESD black
9468R-2571	**Bimos ESD cleanroom stool 2** Seat height adjustment 460-630 mm, conductive braked castors, polished base, color: light grey / cover Skai ESD black
9469R-2571	**Bimos ESD cleanroom stool 3** Seat height adjustment 570-850 mm, conductive glides + footring, polished base, color: light grey / cover Skai ESD black

ESD vacuum cleaner

ESD Vacuum cleaner

Conductive vacuum cleaner for the use in ESD protective zones, housing made of volume conductive polypropylene, ESD logo

Technical data:

Power:	1100 Watt (220 - 240 V)
Max. suction power:	max. 210 mbar
Noise level:	62 dB (A)
Weight/capacity:	4.60 kg / approx. 12 liter
Dimensions:	390 x 340 x 240 mm
Cleanroom class:	by filter kits

In compliance with ESD standard DIN EN 61340-5-1

Scope of delivery:
vacuum cleaner incl. 10 m cable, 3.0 m special suction hose, 1.3 m suction pipe, 4 different attachments (see figure)

dpv*link* 19033

Article	Type
7380.EPA-VAC.S	ESD vacuum cleaner type 888-ESD-S GS
7380.EPA-VAC.SE	ESD vacuum cleaner type 888-ESD-S-E GS, adjustable

Filters and vacuum cleaner bags for ESD vacuum cleaner type 888-ESD

dpv*link* 19130

	Article	Type
	7380.ISO7-KIT	**Cleanroom filter kit ISO 7** • consisting of: 7380.MT-851, 7380.MT-853, 7380.MT-857 • suitable for ESD vacuum cleaner (art. No 7380.EPA-VAC.S and 7380.EPA-VAC.SE) • DIN EN ISO 14644-1 for cleanroom ISO 7
	7380.MT-851	**Filter bag meltblown / special** Plastic filter bag -special- / dust class M PU = 10 pieces, bag volume 12 liter
	7380.MT-852	**Activated carbon cover for HEPA motor filter** for MT-852
	7380.MT-853	**Motor filter HEPA H14**
	7380.MT-857	**Air filter "Air Exit" HEPA H14**

Cleaning

Foambuds

Foambuds cleaning swabs

Special, long plastic sticks with foam tip for cleaning read/write heads and tape drives.

- The flexible sticks (15 cm) allow a thorough cleaning even of inaccessible spaces
- The foam tip does not wear out and offers a perfect cleaning
- The cotton core serves as fluid reservoir

dpv*link* 2440

Article	Type
FBU100	**Cleaning swabs** Sticks with foam tip, box with 100 buds

PC Buds

PC Buds plastic sticks

Plastic sticks with wide, flexible foam tip

- Sticks (13 cm) with 13 mm wide foam tip
- The abrasion-resistant foam tip ensures a careful surface cleaning
- The flexible, narrow head allows a thorough cleaning of even inaccessible spaces
- Reclosable bag

dpv*link* 2507

Article	Type
PCB025	**PC Buds plastic sticks** Sticks with foam tip for keyboards, bag with 25 buds

Safebuds

Safebuds wooden sticks

Wooden sticks with a tip made of pure cotton.

- To reach even difficult corners and inaccessible places such as the computer hardware
- An insoluble adhesive fixes the cotton tip on the stick
- Reclosable bag

dpv*link* 2521

Article	Type
SBU000	**Safebuds wooden sticks** Lint-free cotton swabs, box with 1.000 buds

Safecloths

Safecloths dry cloths

Pressed nonwoven cloths for general cleaning.

- Especially useful for housings, furniture and whiteboards
- Packed in a practical, reclosable bag
- Applicable with Foamclene, Maxiclene and Whiteboardclene
- Absolutely lint-free, especially absorbent

dpv*link* 2523

Article	Type
SCH050	**Safecloths dry cloths** Nonwoven cloths 320 x 340 mm, bag with 50 cloths.

DPV ELEKTRONIK
Weitere Artikel finden Sie unter www.compumet.ch

Safewips

Safewips cotton cloths
Cloths made of pure cotton

- 100% pure cotton without additives or brightening agents
- cut contrary to the seam
- To use with AF Spray, Isoclene, Headclene, Safeclene 2000, Safeclens

dpv*link* 2525

Article	Type
SWI100	**Safewipes cotton cloths** Lint-free, 230 x 230 mm Bag with 100 cloths
SWI400	**Safewipes cotton cloths** Lint-free, 100 x 100 mm Box with 4 bags each with 100 cloths

Safetiss

Safetiss paper wipes
High-quality single-ply paper wipes

- Highly absorbent, lint-free
- Excellent tear strength (wet and dry)
- Applicable with Screenclene, Foamclene, Maxiclene

dpv*link* 2528

Article	Type
STI200	**Safetiss paper wipes** 220 x 230 mm, dispenser box with 200 wipes

Safepads

Safepads cleaning cloths
Lint-free cloths, impregnated with cleaning fluid.

- Contains 99.7% pure isopropyl alcohol
- Recommended for the professional technical application
- Ideal to clean inaccessible places

dpv*link* 2425

Article	Type
SPA100	**Safepads cleaner for surfaces** Box with 100 wipes, individually packed

Cleaning set

Cleaning set
Compact cleaning set for the care of all surfaces of PCs and workstations.

- Powerful foam cleaner for cases and keyboards
- Antistatic wet/dry wipes for screen filters and monitors
- Cleaning wipes and cotton swabs for the use with foam cleaner

dpv*link* 2532

Article	Type
SCK000	**Cleaning set** 1 foam cleaner (87 ml), 10 pairs of cleaning wipes for screens, 20 nonwoven cloths, 25 cotton sticks

Aerowipes

ELECTROLUBE
THE SOLUTIONS PEOPLE

Aerowipes

- The Aerowipes are impregnated with a non-hazardous, water-based liquid
- The liquid evaporates quickly and leaves a residue-free surface
- Aerowipes cause no corrosion and are low in odor

dpv*link* 10823

Article	Type
ARW300	**Aerowipes - ARW 300** 300 wipes / bucket

Cleaning sticks / Swabs – polyurethane (PU)

ideal-tek

Swabs - cleaning sticks ideal for the use with cleaners, degreasers, flux removers and other solvents for a quick and precise cleaning

- head: polyurethane (PU) foam
- stick: polyproppylene
- fine (100 ppi), reticular foam for excellent particle confinement
- open-cell structure assures good solvent binding
- no particle residues due to fiberless structure
- contains no adhesive or binder - therefore no contaminations

dpv*link* 22793

Article	Type
I-IT41050	**Cleaning sticks PU** Head: 3.3 x 10.2 mm Stick: 2.6 x 72 mm PU = 100 pieces
I-IT44070	**Cleaning sticks PU** Head: 2.7 x 9.9 mm Stick: 2.4 x 80 mm PU = 100 pieces
I-IT48040	**Cleaning sticks PU** Head: 2.5 x 10.5 mm Stick: 2.2 x 68 mm PU = 100 pieces

Cleaning sticks / Swabs - polyester

ideal-tek

Swabs ideal for the use with cleaners, degreasers, flux remover and other solvents for a quick and precise cleaning

- head: knitted polyester / nonwoven polyester
- stick: polypropylene
- acid and solvent resistant
- high resistance due to sealed edges
- ideal for cleaning raised outlines
- no particle residues due to fiber-free structure

dpv*link* 22869

Article	Type
I-IT36850	**Swabs Polyester** Head: 4.7 x 18.9 mm Stick: 3.1 x 147 mm PU = 100 pieces
I-IT38040	**Swabs Polyester** Head: 2.4 x 11.2 mm Stick: 2.3 x 69 mm PU = 100 pieces
I-IT38140	**Swabs Polyester** Head: 1.6 x 12.1 mm Stick: 2.3 x 69 mm PU = 100 pieces
I-IT38540	**Swabs Polyester** Head: 1.0 x 11.7 mm Stick: 2.3 x 69 mm PU = 100 pieces

Cleaning sticks / Swabs - wrapped foam

ideal-tek

Swabs - cleaning sticks ideal for the use with cleaners, degreasers, flux removers and other solvents for a quick and precise cleaning

- head: wrapped foam (PU)
- stick: nylon
- excellent particle confinement
- suitable as solvent applicators
- highest wearing resistance, therefore ideal for removing persistent contaminations
- especially fine tip for the use in tight areas

dpv*link* 22874

Article	Type
I-IT21050	**Cleanroom sticks wrapped foam** Head: 3.7 x 27.5 mm Stick: 2.5 x 71 mm PU = 100 pieces

EPAclean® Cleaning agents

Quick and simple cleaning for conductive surfaces in ESD ares. Clean reliably your work place and table coverings as well as floorings and other surfaces. The high-quality of the new *EPA*clean® cleaning series professional is ready-to-use and available as spray bottle and refill canister. When used for maintenance cleaning the *EPA*clean® concentrate ESD Floor Cleaner professional is very economical. If a basic cleaning is necessary, the ESD Basic cleaner professional concentrate produces excellent results.

ESD Cleaner professional

*EPA*clean® ESD Cleaner professional for the quick and easy cleaning of ESD surfaces

- ready-to-use cleaner
- binds loose dust and fine dirt in a hygienic way
- cleans without streaking and does not build up layers
- spray nozzle allows damp-wiping due to a controlled and well-measured dispersion of the cleaner
- prevents overdosage and swelling effects caused by excessive moisture
- surface dries completely and is usable within a very short period of time

dpv*link* 22449

Article	Type
2920.2001	***EPA*clean® ESD Cleaner Professional** 1l aerosol
2920.2005	***EPA*clean® ESD Cleaner Professional** 5 liter canister

All information about the ESD cleaners EPAclean® is clearly summarized in the current leaflet available

- as online catalog
- as download

ESD Floor Cleaner professional

*EPA*clean® ESD Floor Cleaner professional suitable for the maintenance cleaning of ESD floors

- excellent dirt-binding characteristics, even with greasy residues
- no leaching of the surface
- no formation of grey haze
- cleaning without stripes
- concentrate
- dilution ratio 1:200

dpv*link* 22452

Article	Type
2920.2010.K	***EPA*clean® ESD Floor Cleaner Professional** 10 liter canister

ESD Basic Cleaner professional

*EPA*clean® ESD Basic Cleaner professional for the gentle and effective basic cleaning of ESD floors

- for the removal of waxes, wash products, care coatings as well as adhesive residues and building dirt during the final cleaning after construction work with a given PU treatment at the factory
- high dissolving power and of gentle low alkalinity
- all-purpose basic cleaner for all elastic floorings
- concentrate
- dilution ratio 1:10

dpv*link* 22454

Article	Type
2920.2050.K	***EPA*clean® ESD Basic cleaner Professional** 5l canister

Weitere Artikel finden Sie unter www.compumet.ch

Antistatic cleaning / coating

Techspray ESD coating spray

ESD Coating spray

- permanently dissipative coating
- adhesion on many surfaces
  - glass
  - metal
  - plastic
- surface resistance 10^6 to 10^9 Ohm
- can be used at an air humidity of 0 to 100%
- robust and non-flaking
- usable up to 155°C

dpv*link* 23499

Article	Type
TS1756-8S	**Techspray ESD coating spray Licron**

Staticlene

Staticlene surface cleaner

Environmentally friendly surface cleaner with antistatic agent in pump spray bottle

- Very strong cleanser
- Pleasantly fresh fragrance, biodegradable
- Applicable with Safetiss and Safecloth

dpv*link* 2419

Article	Type
STA250D	**Staticlene 250 ml bottle**

AAC Antistatic wipes

AAC Antistatic wipes

- 100% pure cotton wipes
- lint-free and non-abrasive
- ideal for use on sensitive devices

dpv*link* 22075

Article	Type
AAC100	AAC Antistatic wipes

AFC Antistatic foam cleaner

AFC of antistatic foam cleaner

- Safe on all plastics
- Protects against electrostatic charge
- Biodegradable
- Nonflammable

dpv*link* 2608

Article	Type
AFC200D	AFC Antistatic foam cleaner, 200 ml aerosol can
AFC400D	AFC Antistatic foam cleaner, 400 ml aerosol can

CTC Antistatic foam cleaner

CTC antistatic foam cleaner

- Long-lasting antistatic protection on glass, plastic and other synthetic materials
- Removes stubborn dirt and soot
- Relatively high pH reduces contact time on metals
- Shake well before using

dpv*link* 7572

Article	Type
CTC400H	CTC Antistatic foam cleaner, 400 ml aerosol can

ASA Antistatic spray

ASA antistatic spray

- Protects against electrostatic charge
- Non-foaming
- Long-lasting effect
- Nonflammable

dpv*link* 2611

Article	Type
ASA250ML	ASA Antistatic spray, 250 ml aerosol can

AF Screen Clene wipes

The ultimate lens and screen cloth

- Ideal for cleaning the most types of glass and plastic lenses, including safety glasses, cameras, binoculars, microscopes, camcorders, and magnifying glasses
- Safe and easy to use
- Economical in use
- Protects against dust and veil formation
- Practically packed in a handy dispenser box

dpv*link* 14789

Article	Type
SCR100T	**Screen Clene wipes** 100 wipes/dispenser box

ESD Cleaner

- special cleaners for dissipative and conductive surfaces
- no negative influence on the resistance values
- easy cleaning of smudges and beverage stains, pencil and felt pen strokes as well as inks
- easy application by spray

dpv*link* 4632

Article	Packaging type	Volume
2900.570	spray bottle	1.0 l
2900.571	canister	5.0 l

ESD Floor Cleaner R1000

- cleaning agent for ESD floors
- no negative influence on the resistance values
- easy cleaning of normal contamination
- for basic cleaning and maintenance cleaning
- Dilution ratio 1:200 (50 ml per 10 liter bucket)

dpv*link* 4638

Article	Packaging type	Volume
2900.560.2.5	canister	2.5 l
2900.560.5	canister	5.0 l
2900.560.10	canister	10 l

ESD Floor Polish

- dissipative, liquid floor wax
- suitable for insulating floor materials such as PVC, linoleum and parquet
- silky, shiny surface
- cost-effective solution
- quick and easy application with conventional cleaning equipment
- regular treatment necessary

Consumption: approx. 1 liter / 30 - 40 m^2 (depending on floor conditions)

In compliance with ESD standard DIN EN 61340-5-1

dpv*link* 4636

Article	Packaging type	Volume
2900.581	canister	5.0 l

ESD Floor Stripper

- removes ESD Floor Polish safely and effectively
- for cleaning of the floor before sealing
- no negative effects on electrical resistance values
- listed by the Federal Environment Agency with UBA No.: 0233-0255

Consumption: approx. 1 l / 10 m^2 (depending on the floor conditons)

dpv*link* 10134

Article	Packaging type	Volume
2900.580	canister	5.0 l

Microfiber cloths

Floor mop Supra-Klapp / -Klett

Aluminum telescopic handle:

With stable internal locking, variable size setting from 80 cm - 160 cm, handle: Ø 23.5 mm

Floorcloth holder Supra-Klapp:

A high-quality, robust folding system floorcloth holder with a width of 40 cm.

Floorcloth holder Supra-Klett:

Easy handling, by trapezoidal shape ideal for corners. velcro strips at the bottom hold the special celcro microfiber floorcloths.

dpv*link* 8482

Article	Type
2900.MFT.590	**Aluminum telescopic handle**
2900.MFT.500	**Mop holder Supra-Klapp** for microfiber cloth Supra, with pockets
2900.MFT.510	**Mop holder Supra-Klett** for microfiber cloth Supra-Klett

Microfiber cloth Supra

Machine washable, recommended up to 60°C (max. 95°C), do not use a fabric softener.

Supra 100 - moist mop for a quick cleaning suitable for all smooth floor surfaces (PVC, parquet, laminate, etc.). Ideal for the spray method. Quickly ready to walk on.

Supra 105 - dry mop, wet mop, moist mop, dust mop for smooth and grooved floors and rough surfaces.

Supra 110 - extra fine mop with long, fleecy pile. 30% more water absorption and high dirt-holding capacity. For PVC, parquet, laminate and other smooth floors.

dpv*link* 8471

Article	Type
2900.MFT.100	**Microfiber cloth Supra 100 (white/blue dots)** Size 46 x 17 cm, with pockets, extra thick, short piled, material: 100% microfiber
2900.MFT.105	**Microfiber cloth Supra 105 (white/blue stripes)** Size: 46 x 17 cm, with pockets, high-pile, material: 82% microfiber, 18% cotton
2900.MFT.110	**Microfiber cloth Supra 110 (green, white)** Size: 46 x 17 cm, with pockets, high-pile / long fleecy flor, material: 100% microfiber

Microfiber cloth Supra Klett

Machine washable, recommended up to 60°C (max. 95°C), do not use a fabric softener.

Supra 200 - wet mop for a quick cleaning suitable for all smooth surfaces (PVC, parquet, laminate, etc.). Ideal for the spray method. Quickly ready to walk on.

dpv*link* 8475

Article	Type
2900.MFT.200	**Microfiber cloth Supra 200-Klett (white'/blue dots)** Size 47.5 x 14.5 cm, velcro fastener, short piled, extra thick, material: 100% microfiber

DPV ELEKTRONIK

Weitere Artikel finden Sie unter www.compumet.ch

Microfiber cloths



The microfiber is an extremely thin fiber which is splitted again into many little fibers in a special process. This creates hollow spaces that store the water very well and release it during the cleaning again.

Important! Wash before the first use!
Washable up to 90°C. Do not use fabric softeners as the fibers may stick. High dirt-holding capacity.

Primo microfiber cloth

- Wet the cloth before using and wring it out well.
- Suitable for all surfaces (chrome, monitor, sanitary, stainless steel, etc.)
- Streak-free without cleaning additives

Crystal microfiber cloth

- especially suitable for glass surfaces

dpv*link* 4643

Article	Type
2900.MFT-K.plus	Crystal window microfiber cloth 50 x 70 cm, VPE = 5
2900.MFT-P.blau	Primo-Aktiv microfiber cloths 40 x 40 cm, light blue, PU = 10
2900.MFT-P.rot	Primo-Aktiv microfiber cloths 40 x 40 cm, red, PU = 10
2900.MFT-P.gelb	Primo-Aktiv microfiber cloths 40 x 40 cm, yellow, PU = 10
2900.MFT-P.grün	Primo-Aktiv microfiber cloths 40 x 40 cm, green, PU = 10

Wipes ESD

Dissipative ESD wipes for the cleaning or drying of stencils, printed circuit boards, optical components or machine parts.

- 100% synthetic, knitted polyester
- no metal or carbon fiber
- for use with customary cleaners
- Size 230 x 230 mm, color: pink

In compliance with ESD standard DIN EN 61340-5-1

dpv*link* 5828

Article	Type	L [mm]	W [mm]	PU
6200.20	Wipe (pink)	230	230	50 piece

ESD cleaning cloths

ESD cleaning cloths of carbon fiber
Suitable for the use in ESD zones

dpv*link* 15767

Article	Type	L [mm]	W [mm]	PU
6201.1003	ESD cleaning cloths	230	230	150 piece

Wipes

Dissipative ESD wipes for cleaning or drying stencils, printed circuit boards, optical components or machine parts

- material: 67% knitted polyester, 29% micro denier nylon, 4% carbonized yarn
- dimensions: 230 x 230 mm
- color: white
- not washable

In compliance with ESD standard DIN EN 61340-5-1

dpv*link* 17717

Article	Type	L [mm]	W [mm]	PU piece
8850.WP	Wipes	230	230	50 piece

Cleaning of PCBs and metal parts

The effective cleaning of PCBs and metal parts does not only increase the reliability of the components, but facilitates also a safe coating.

Watery cleaning

Water-based products offers the environmentally safest cleaning method and an ideal long-term replacement for ozone-depleting solvents. They are extraordinarily effective, much cheaper than conventional cleaners in comparison with water-based solvents and easy and safe to use, whereas the level of residual dirt is lower than before.

Solvent-based cleaning

Solvents are quickly evaporating organic substances. The use of solvent-based cleaners may be required if PCBs or units contain unsealed components or water-sensitive devices.

Solvents

- Economically friendly
- Very good material compatibility
- Quick volatilization
- Suitable for service and repair work

Watery

- Biodegradable
- Non-flammable
- Cost-effective
- Economically friendly
- Very good material compatibility

All the following products are water-based and should not be stored at temperatures below 5°C. Disposal: All products have to be disposed in agreement with the local regulations.

Wässrige Reinigung

		SWA Safewash Original	SWAJ Safewash Jigwash	SWAS Safewash Super	SWAP Safewash Pressure-wash
Maschinentypen	Ultraschall	Ja	Ja	★★★★	Ja
	Druck-Spülmaschine / In-Line-Reinigung	Nein	Nein	Nein	Ja
	Druckumfluten im Tauchbad	Ja	Ja	Ja	★★★★
	Sieb- und Schablonenreiniger	Nein	Nein	Nein	Ja
Schmutzentfernung	Schwere Fette (und organische Stoffe)	★★☆☆	★★☆☆	★★★★	★★☆☆
	„No-clean"-Flussmittel	Nein	★☆☆☆	★★★★	★★☆☆
	Flussmittel / ionische Kontaminationen	★★☆☆	★★★☆	★★★★	★★★☆
	Nicht ausgehärtete Pasten	★☆☆☆	★☆☆☆	★★☆☆	★☆☆☆
	Nicht ausgehärtete Kleber	Nein	Nein	Nein	Nein
Andere	Für empfindliche Metalle geeignet	Nein	Ja	Ja	Ja
	Spülbarkeit	★★☆☆	★★★★	★★★☆	★★☆☆
	Wenig schäumend	Nein	Nein	Nein	Ja

Wässrige Reinigung

		SWAT* Safewash Total	SWAX Safewash Xtra	SWMP Safewash Mechanical - Plus
Maschinentypen	Ultraschall	Ja	Ja	Ja
	Druck-Spülmaschine / In-Line-Reinigung	★★★★	Ja	Nein
	Druckumfluten im Tauchbad	Ja	Ja	Ja
	Sieb- und Schablonenreiniger	Ja	★★★★	Nein
Schmutzentfernung	Schwere Fette (und organische Stoffe)	★★☆☆	Nein	★★★☆
	„No-clean"-Flussmittel	★★★☆	Nein	Nein
	Flussmittel / ionische Kontaminationen	★★★☆	★★☆☆	Nein
	Nicht ausgehärtete Pasten	★★★☆	★★★★	Nein
	Nicht ausgehärtete Kleber	★★☆☆	★★★★	Nein
Andere	Für empfindliche Metalle geeignet	Ja	Ja	Nein
	Spülbarkeit	★★★☆	★★☆☆	★★☆☆
	Wenig schäumend	Ja	Ja	Nein

*Concentrates have to be diluted. You will find further information in the data sheet.

Lösungsmittel Reinigung

		HFFR	LFFR	FRC	ULS	DGC
		Hexanfreier Flussmittel-entferner	Entferner für bleifreie Flussmittelrückstände	Nicht brennbarer Flussmittel-entferner	Ultrasolve-Reinigungs-lösung	Nicht brennbarer Entfetter
Typische Eigenschaften	Dichte (g/ml)	0.78	0.78	1.33	0.79	1.33
	Flammpunkt (°C)	7	0	Keiner*	-20	Keiner*
	Siedepunkt (°C)	>80	>80	36	>80	36
	Dampfdruck (kPa)	6	11.5	66.1	11.5	66.1
	Verflüchtigungsrate (Ether = 1)	11	16	<1	16	<1
	MAK (ppm)	300	300	242	300	242
Schmutzentfernung	Schwere Fette (und organische Stoffe)	★★☆☆	★★☆☆	★★☆☆	★★★★	★★★☆
	„No-clean"-Flussmittel	★★★☆	★★★★	★★☆☆	Nein	Nein
	Flussmittel / ionische Kontaminationen	★★★★	★★★☆	★★★☆	★★☆☆	★★☆☆
	Nicht ausgehärtete Pasten	★★☆☆	★★☆☆	★★☆☆	★★☆☆	★★☆☆
	Nicht ausgehärtete Kleber	Nein	Nein	Nein	Nein	Nein

Lösungsmittel Reinigung

		IPA	ECSP	ULC	SSS
		Elektronik-Reinigungs-lösung	Elektronik-Reinigungslösung – Plus	Ultraclens-Reinigungs-lösung	Sieb- und Schablonenreiniger
Typische Eigenschaften	Dichte (g/ml)	0.79	0.79	0.79	1.03
	Flammpunkt (°C)	12	-48	>60*	>60*
	Siedepunkt (°C)	82	36	>173	>100
	Dampfdruck (kPa)	4.4	53.3	0.5	1.45
	Verflüchtigungsrate (Ether = 1)	6	1.5	66	>50
	MAK (ppm)	400	500	300	300
Schmutzentfernung	Schwere Fette (und organische Stoffe)	★★☆☆	★★☆☆	★★★☆	Nein
	„No-clean"-Flussmittel	Nein	Nein	Nein	Nein
	Flussmittel / ionische Kontaminationen	★★☆☆	★★☆☆	Nein	Nein
	Nicht ausgehärtete Pasten	★★☆☆	★★☆☆	★★★☆	★★★★
	Nicht ausgehärtete Kleber	Nein	Nein	Nein	★★★★

Evaporation rate: the higher the number, the lower the evaporation rate.
*classified as not flammable

SWA Foam cleaner / SRI Rinse

ELECTROLUBE THE SOLUTIONS PEOPLE

SWA cleaning / SRI rinse

- For removing grease, dirt and flux
- Fast and efficient foaming
- Biodegradable and 100% ozone friendly
- After cleaning rinsing with SRI rinse

dpv*link* 2561

Article	Type
SWA400H	SWA foam cleaner, 400 ml aerosol can
SRI400H	SRI rinse, 400 ml aerosol can

- large container 5 / 25 / 200 liters available on request -

SWAT Safewash Total

ELECTROLUBE THE SOLUTIONS PEOPLE

SWAT Safewash Total

- High reserve capacities for an effective removal of impurities
- Contains no surfactants, easy to rinse
- Noninflammable
- no tensides
- Low foaming and odor formation
- Suitable for a variety of application methods

dpv*link* 16404

Article	Type
SWAT05L	SWAT Safewash Total, 5 liter canister

ECSP Electronics cleaner Plus

ELECTROLUBE THE SOLUTIONS PEOPLE

ECSP electronics cleaner plus

- Removes grease, dirt, and the most flux types
- Rapidly evaporating cleaning solution
- Leaves absolutely no residues
- Highly flammable - may not be used on live devices

dpv*link* 2535

Article	Type
ECSP200D	ECSP Electronics cleaner Plus, 200 ml aerosol can
ECSP200DB	ECSP Electronics cleaner Plus, 200 ml aerosol can with brush
ECSP400D	ECSP Electronics cleaner Plus, 400 ml aerosol can

-large container 6 liters available on request-

IPA Cleaning solvent

ELECTROLUBE THE SOLUTIONS PEOPLE

IPA cleaning solution

- Suitable for the cleaning of all electronic units and PCBs
- Cleans thoroughly and provides a completely dry and residue-free surface
- High-quality IPA for use in electronics
- Efficient and economical in application

dpv*link* 2546

Article	Type
IPA200	IPA Cleaning solvent, 200 ml aerosol can
IPA400H	IPA Cleaning solvent, 400 ml aerosol can

- large container 1 / 5 / 25 liters available on request -

IPA cleaning cloths

ELECTROLUBE THE SOLUTIONS PEOPLE

IPA cleaning cloths

- lint-free cloths, pre-saturated with a mixture of 70% isopropanol and 30% demineralized water
- ideal for general cleaning applications
- removes also solder paste and inks
- degreasing properties
- reclosable

dpv*link* 22073

Article	Type	Package size
IPA100	IPA 100 cleaning cloths	100 piece

DPV ELEKTRONIK

Weitere Artikel finden Sie unter www.compumet.ch

ECW cleaning cloths

ECW cleaning cloths

- fiber of mixed cellulose and polyester
- very absorbent
- particular tear- and general resistance even in wet state

dpv*link* 21883

Article	Type	L [mm]	W [mm]
ECW025	ECW cleaning cloths, 25 cloths/PU	340	340

EWI IPA cleaning cloths

EMI IPA cleaning cloths

- Ideal for cleaning all kinds of plugs
- Provides a temporary, antistatic agent
- Practically packed in individually sealed cloth bags

dpv*link* 2544

Article	Type	Länge [mm]	Breite [mm]
EWI100	EWI IPA cleaning cloths, 100 cloths/PU	220	230

CCL Contact cleaning

CCL contact cleaner

- Removes contamination safely and effectively
- Very fast drying
- Nonflammable - can be applied on live devices
- Exchangeable spraying or brush attachment

dpv*link* 2552

Article	Type
CCL200	CCL Contact cleaning, 200 ml aerosol can

CCC Contact cleaner

Non-flammable contact cleaner

- non-conductive, with high material compatibility
- instant drying
- almost no odors
- leaves no residues
- delivered with brush and extension tube

dpv*link* 22086

Article	Type
CCC200DB	CCC Contact cleaner, 200 ml aerosol

CCS Contact cleaning strips

CCS contact cleaning strips

- Cleans, greases and repairs metal contacts
- High-quality contact lubricant
- Easy to use
- Impregnated, with gentle abrasion

dpv*link* 7568

Article	Type
CCS020	Contact cleaning strips (20 pcs/ bag)

FLU Flux cleaner

FLU flux cleaner

- Compatible with most plastics, types of rubber and elastomers
- Leaves a perfectly clean and dry surface
- Very efficient cleaning
- available with brush attachment

dpv*link* 2554

Article	Type
FLU200D	FLU Flux cleaner, 200 ml aerosol can
FLU400D	FLU Flux cleaner, 400 ml aerosol can
FLU400DB	FLU Flux cleaner, 400 ml aerosol can with brush

- large container 1 / 5 / 25 liters available on request -

HFFR Hexane-free flux remover

HFFR Hexane-free flux remover

- n-hexane-free
- efficent removal of all flux residues
- harmless to most plastics, rubbers and elastomers
- provides an absolutely clean and dry surface without residues

dpv*link* 22084

Article	Type
HFFR400DB	HFFR Hexane-free flux remover, 400 ml aerosol with brush

LFFR Lead-free flux remover

LFFR lead-free flux remover

- Fast drying, solvent-based cleaner for a fast and thorough removal of process residues
- Efficiently in the use of R, RA, RMA and No-clean flux residues
- für bleifrei Einsatz
- Suitable for the removal of oils and lubricants
- Compatible with most plastics, types of rubber and elastomers
- Results in a perfectly clean and dry surface
- Leaves no oily deposits like other solvents
- 100% ozone friendly, low in odor

dpv*link* 7574

Article	Type
LFFR400DB	LFFR Lead-free flux remover, 400 ml aerosol can with brush

Lead-free flux remover pen

Chemtronics

Lead-free flux remover pen CircuitWorks®

Pen for the exact removal of fluxes from PCBs.

- Removes the lead-free flux completely within seconds
- Can be used also for "previous" fluxes and tins
- Dries quickly
- für bleifrei Einsatz RoHS compliant
- Cleans smallest surfaces on PCB
- Controlled and accurate application by marking dispenser

dpvlink 7761

Article	Type
CW9400	Lead-free flux remover pin 9.0 g

Flux remover pens CircuitWorks

Chemtronics

CircuitWorks® flux remover pens

Pen for a precise removal of fluxes from PCBs.

- Removes the flux completely within seconds
- Dries quickly
- Cleans smallest surfaces on PCBs
- Controlled and accurate application by marking dispenser

dpvlink 6316

Article	Type
CW9100	Flux remover pen No Clean 9.0 g
CW9200	Rosin flux remover pen 8.0 g

SWAS Safewash Super flux cleaner

ELECTROLUBE THE SOLUTIONS PEOPLE

SWAS Safewash Super flux cleaner

- removes flux residues and No-Clean flux to military cleanliness standards
- low odor
- non-toxic
- suitable for the use stack cleaning systems with ultrasonic bath, dipping bath, and in the spraying machine/dishwasher

dpvlink 21890

Article	Type
SWAS05L	SWAS Safewash Super flux cleaner, 5 liters canister

FLUX-OFF "Lead-free" flux remover

Chemtronics

FLUX-OFF® "Lead-free" flux remover

Flux remover for the cleaning of lead-free fluxes with high temperature

- für bleifrei Einsatz
- Flammable - not for the use in live circuits
- Ozone friendly, CFC-/ HCFC-free
- Quickly drying
- Leaves no residues
- Removes flux from difficult to reach surfaces
- Removes residues of ionic and nonionic fluxes

dpvlink 7759

Article	Type
ES897.BE	FLUX-OFF "Lead-free" flux remover, 200 ml aerosol can with brush (BrushClean)

FLUX-OFF Water-soluble flux remover

Chemtronics

FLUX-OFF® water-soluble flux remover

Flux remover for cleaning water-soluble and rosin-containing flux.

- Safe to use on plastics
- Flammable - not for the use in live circuits
- Ozone friendly, CFC-/ HCFC-free
- Dries quickly, without leaving any residues
- Removes fluxes of difficult to reach surfaces
- Removes residues of ionic and nonionic fluxes
- Safe to use on water-sensitive components

dpvlink 6313

Article	Type
ES830.BE	FLUX-OFF Water-soluble flux remover, 200 ml aerosol can with brush (BrushClean)

- large container 3.7 liters available on request -

FLUX-OFF Rosin flux remover

Chemtronics

FLOX-OFF® Rosin Flux Remover

Flux Remover for the cleaning of rosin and rosin-containing No-Clean flux.

- Safe to use on plastics
- Inflammable - not for the use on live circuits
- CFC-free
- Quickly drying, no residues
- Cleans difficult to reach areas

dpvlink 6309

Article	Type
ES835.BE	FLUX-OFF Rosin flux remover, 200 ml aerosol can with brush (BrushClean)

- large container 3.7 liters available on request -

ULS Ultrasolve

ELECTROLUBE THE SOLUTIONS PEOPLE

ULS Ultrasolve

- Removes effectively greases, oils, flux residues and acrylic protective lacquers
- Compatible with most plastics and surface coatings
- Quickly drying solvent for a fast and efficient cleaning of electronic devices
- Leaves a clean, dry surface

dpvlink 2597

Article	Type
ULS12P	ULS Ultrasolve, 5 x 12 ml dispensing pens (PU)

dpvlink 6302

Article	Type
ULS200D	ULS Ultrasolve, 200 ml aerosol can
ULS400D	ULS Ultrasolve, 400 ml aerosol can
ULS400DB	ULS Ultrasolve, 400 ml aerosol can with brush

- large container 1 / 5 / 25 liters available on request -

DPV ELEKTRONIK

Weitere Artikel finden Sie unter www.compumet.ch

SSS Screen and stencil cleaner

SSS screen and stencil cleaner

- Effective removal of solder pastes and adhesives
- Not foaming and biodegradable
- Nonflammable solvent for the cleaning of screens and stencils

dpv*link* 2574

Article	Type
SSS500ML	SSS Screen and stencil cleaner, 500 ml spray bottle

- large container 5 / 25 liters available on request -

SSW Screen / stencil cleaning wipes

SSW screen / stencil cleaning wipes

- Excellent cleaner for removing solder pastes and adhesives
- leaves a clean, dry and stainless surface
- Size: 200 x 280 mm
- Dispenser box with 100 wipes
- Low odor

dpv*link* 2588

Article	Type
SSW100	SSW Screen / stencil cleaning wipes, 100 wipes in dispenser box

CCRG Protective lacquer remover

CCRG Protective lacquer remover

- For the removal of solvent-resistant lacquers (including DCA, DCB, DCR and others)
- Dichloromethane-free (DCM)
- thixotropic gel

dpv*link* 16392

Article	Type
CCRG01L	CCRG Protective lacquer remover, 1 liter canister

The product range of Electrolube is available in our online shop or in the current manufacturer leaflet

- as online catalog
- as download

Maintenance aids

SGL Silica gel

SGL Silica gel

- Ideal for the protection of assemblies from moisture
- non-marking
- inert to most anhydrous chemicals

dpv*link* 22068

Article	Weight [g]	PU
SGL Silica gel		
SGL10G	10 g	50 piece
SGL50G	50 g	50 piece
SGL100G	100 g	50 piece

BLV / BLR Screw locking varnish

BLV / BLR screw locking varnish

- Tamper-resistant seal for potentiometers etc.
- With integrated brush
- Available in red and green

dpv*link* 2618

Article	Type
BLR15ML	Red Bloclube with 15 ml bottle
BLV15ML	Green Bloclube with 15 ml bottle

EAD Compressed air spray

EAD compressed air spray

- Inert, pure compressed air for dust removal, nonflammable
- Ideal for removing particles from inaccessible areas of sensitive devices
- Available as standard and invertible version

dpv*link* 2829

Article	Type
EAD200D	EAD Compressed air spray 200 ml aerosol can
EAD400D	EAD Compressed air spray 400 ml aerosol can

EADPI Compressed air spray

ELECTROLUBE THE SOLUTIONS PEOPLE

EADPI compressed air spray

- Pure and inert air
- Due to extremely high pressure, impurities are removed easily and quickly
- The overhead function facilitates the cleaning in inaccessible places
- minimum order quantity: 12 pieces

dpv*link* 10825

Article	Type
EADPI200D	EADPI Compressed air spray 200 ml aerosol can

EML Contact cleaner

ELECTROLUBE THE SOLUTIONS PEOPLE

EML contact cleaner

- Cleans and lubricates switches, plugs and slip rings
- Removes dirt and protects from further pollution
- Reduces the contact resistance
- Generally known as switch cleaner

dpv*link* 6326

Article	Type
	EML Contact cleaner
EML200F	EML Contact cleaner 200 ml aerosol can
EML400D	EML Contact cleaner 400 ml aerosol can

FRE Freezer spray

ELECTROLUBE THE SOLUTIONS PEOPLE

FRE Freezer spray

- Standard cooling spray for an insensitive troubleshooting in electronic circuits
- Prevents a damage of the components during soldering
- Can support the mechanical process of press-fitting
- Cooling up to -55°C, nonflammable

dpv*link* 2625

Article	Type
FRE200	FRE Freezer spray 200 ml aerosol can
FRE400	FRE Freezer spray 400 ml aerosol can

MCF Cooling spray with minimal static charge

ELECTROLUBE THE SOLUTIONS PEOPLE

MCF cooling spray with minimal static charge

- Suitable for devices sensitive to electrostatic charge
- For a quick troubleshooting in electronic circuits
- A unique additive minimizes electrostatic charge and supports the cooling
- Antistatic protection
- Protection against overheating
- Cooling up to -55°C

dpv*link* 7576

Article	Type
MCF200	MCF Cooling spray 200 ml aerosol can
MCF400	MCF Cooling spray 400 ml aerosol can

SCP Silver conductive paint

ELECTROLUBE THE SOLUTIONS PEOPLE

SCP silver conductive paint

- Ideal for track repair and accurate shielding
- Extremely conductive silver paint
- Optimal adhesion on most liners
- Dries quickly

dpv*link* 2784

Article	Inhalt	Verpackung	VE
	SCP Silver conductive paint		
SCP03B	3 ml	Bottle	35
SCP26G	26 g	Container	25

- only complete packaging units (PU) available -

LRM Label remover

ELECTROLUBE THE SOLUTIONS PEOPLE

LRM label remover

- To remove paper labels
- Compatible with most plastics
- Suitable for office application
- Pen and brush versions reduce the residence times

dpv*link* 2630

Article	Type
LRM12P	LRM Label remover 5 x 12 ml dispensing pens (PU)

dpv*link* 6303

Article	Type
LRM200D	LRM Label remover 200 ml aerosol can
LRM200DB	LRM Label remover 200 ml aerosol can with brush

- large container 1 liter on demand-

SMFL Soldering flux

ELECTROLUBE THE SOLUTIONS PEOPLE

SMFL soldering flux

- Can be used with hot air, hot gas or conventional soldering techniques
- Quickly drying, 'no-clean' flux, MIL-certified
- halide-free, thus no cleaning necessary
- Very reliable

dpv*link* 6324

Article	Type
SMFL200D	SMFL Soldering flux 200 ml aerosol can

SMA Surface Mount Adhesive

ELECTROLUBE THE SOLUTIONS PEOPLE

SMA surface mount adhesive

- Excellent mechanical strength
- Resistant to cleaning solutions
- UV-resistant one-component system with high green strength and dot profile
- Long stability after hardening
- Syringe for manual and mechanical application

dpv*link* 6335

Article	Inhalt	Verpackung
	SMA Surface Mount Adhesive	
SMA10SL	10 ml	Gun

DPV ELEKTRONIK

Weitere Artikel finden Sie unter www.compumet.ch

Contact / Mechanical greasing

- Extends the lifetime of a switch
- Better signal quality
- adjustment of the switch sensation
- Prevents contamination
- silcone-free

Contact grease - Developed to create an improved reliability and long-term performance for the electrical and electronic equipment by ensuring a consistent and trouble-free current flow through all metal cut surfaces.

Mechanical lubricants - The range contains rust-solving oil, greases and dry lubricant in aerosols, syringes, cans and in large quantities.

Contact grease CG53A

ELECTROLUBE THE SOLUTIONS PEOPLE

Contact grease CG53A

- excellent electrical properties
- good plastic compatibility
- particularly good protection under tough conditions
- large operating temperature range

dpv*link* 21877

Article	Type
CG53A35SL	35 ml syringe
CG53A01K	1 kg large container

SGA contact grease 2G

ELECTROLUBE THE SOLUTIONS PEOPLE

SGA contact grease 2G

- efficient treatment of all types of contacts
- reduces the contact resistance and arcing, from the small relay to high-performance switches
- will not migrate from vertical contacts or surfaces
- available as oil (SOA)

dpv*link* 21885

Article	Type
SGA20S	20 ml syringe
SGA01K	1 kg container

SGB Contact grease 2GX

ELECTROLUBE THE SOLUTIONS PEOPLE

SGB contact grease 2GX

- Lubricates switches and electrical contacts
- Reduces the contact wear and the arcing
- Excellent plastic compatibility
- High-quality, not melting contact grease

dpv*link* 2648

Article	Type
SGB20S	20 ml syringe
SGB35SL	35 ml syringe
SGB200D	200 ml aerosol can

dpv*link* 6304

Article	Type
SGB01K	1 kg can

- large container 5 / 12.5 / 25 kg available on request -

SOB Contact oil 2X

ELECTROLUBE THE SOLUTIONS PEOPLE

SOB contact oil 2X

- Reduces arcing and thereby the contact wear
- Contact oil for switches and contacts
- Good mechanical properties
- Nonflammable and silicone-free

dpv*link* 2650

Article	Type
SOB200D	200 ml aerosol can
SOB01K	1 kg large container

- large container 5 kg available on request -

CMO Clear mechanical oil

ELECTROLUBE THE SOLUTIONS PEOPLE

CMO clear mechanical oil

- Excellent penetration properties
- Clear lubricant with excellent mechanical properties
- Contains molybdenum disulphide
- Water-resistant

dpv*link* 2654

Article	Type
CMO200D	200 ml aerosol can

SCO Silicone grease

ELECTROLUBE THE SOLUTIONS PEOPLE

SCO silicone grease

- High-quality electrical multi-purpose insulating compound
- Chemically inert, odorless, and nontoxic
- Absolutely water- and moisture-repellent
- Available as syringe or large container

dpv*link* 2658

Article	Type
SCO200D	200 ml aerosol can

-syringes 35 ml and large container 1 kg available on request-

DFL Dry film lubricant

ELECTROLUBE THE SOLUTIONS PEOPLE

DFL dry film lubricant

- Can be used where silicones and mineral oils are not suitable
- PTFE-based lubricant with a high level of purity
- large operating temperature range
- Water-repellent with low friction coefficient

dpv*link* 2664

Article	Type
DFL200D	200 ml aerosol can

For specific product details please order the selection chart!

Protective lacquers

- UL and MIL approval
- Solvent-resistant and removable lacquers
- Acrylics, silicones, polyurethanes and solvent-free
- UV traces for inspection
- Dilution and protective masks
- Dipping machine

Protective lacquers are special lacquers developed to protect PCBs and the associated equipment against environmental influences. They protect wirings against chemicals, vibrations, humidity, wetness and high temperatures that could cause corrosion, mold formation and current leakage leading to a failure in case of an uncoated PCB.

Protective lacquers improve the reliability and safety of PCBs and offer a life-time efficiency by creating a protective film that insulates the PCB protecting it against enviromental influences like chemicals, humidity and other pollutants.

Protective lacquers facilitate a higher current and a shorter distance between the traces as they prevent current leakage.

Information on the application

Cleaning

PCBs have to be cleaned thoroughly before coating so that a maximum of adhesion can be reached. Flux residues have to be removed to prevent corrosion.

Environmental regulations

To use at min. 16°C or a relative humidity of 75%. As all PCBs absorb humidity, it has to be removed before coating so that the protective lacquer can completely develop his characteristics. Pre- and vacuum-drying are ideal for his purpose.

Film thickness

Depends on the application method.

Brushing or spraying

Mix the diluted lacquer well and let it rest for about 2 hours before spraying or brushing. Brush at room temperature with a natural fiber brush.

Dip coating

Dip the assemblies vertically. Dwell time approx. 1 minute. Pull them out slowly so that an even film is formed. For draining hang it over the tank.

Drying

Most of the protective lacquers have different drying times.

Schutz-lacke	AFA	DCA	FSC	HPA	LTC	SC-102	URC	UVCL	WBP/ WBPS
	freier Acryllack – Tauchlacken-Version	Modifizierter Silikonschutzlack (SCC3)	Wiederentfernbarer modifizierter Silikonschutzlack	Hochleistungs-Acryllack	Niedertemperatur-Beschichtung	Silikonbeschichtung	Hohe Leistung Urethanbeschichtung	UV-härtender Schutzlack	Aquacoat Plus Tauch-/Sprüh-Version
Verfügbare Farben	Klar	Klar / Schwarz/ Rote	Klar	Klar	Klar	Klar	Klar	Klar	Klar
Viskosität (in mPa s bei 20°C) (Großgebinde)	175	200	550	300	150	500	240	150	200/80
Flammpunkt (°C) (Großgebinde)	-7	27	27	-7	-3	>90	27	>90	None
Feststoffgehalt (%) (Großgebinde)	35	37	50	35	23	100	43	100	35
Durchschlagsfestigkeit (kV/mm)	45	90	80	45	80	17	80	27	50
Oberflächenwiderstand (Ω)	1×10^{16}	1×10^{15}	1×10^{15}	1×10^{15}	1×10^{15}	1×10^{15}	1×10^{16}	7×10^{12}	5×10^{11}
Temperaturbereich (°C)	-65 bis +125	-70 bis +200	-50 bis +125	-55 bis +130	-65 bis +130	-65 bis +200	-40 bis +130	-65 bis +135	-60 bis +125
Berührungstrocken nach (in Minuten bei 20°C)	5-10	50-55	10-15	10-15	10-15	<10	15	–	25-35
Aushärtezeit(in Stunden bei 20°C)	24	2 @ 20°C & 2 @ 90°C*	24	24	24	24	24	–	24
Lösungsmittelbeständigkeit	★★☆☆	★★★☆	★★☆☆	★★☆☆	★☆☆☆	★★☆☆	★★☆☆	★★★★	★★★☆
Feuchtigkeitsbeständigkeit	★★★☆	★★★☆	★★★☆	★★★☆	★★★★	★★★☆	★★★☆	★★★☆	★★☆☆
Beständigkeit gegen Schimmelbildung	★★★☆	★★★☆	★★★☆	★★★☆	★★★☆	★★★☆	★★★☆	★★★☆	★★☆☆
Verdünner	FTH	DCT	DCT	UAT	LTCT	k.A.	LOT	k.A.	DI Wasser
UV-Marker	Ja	Ja	Ja	Ja	Ja	Ja	Ja	Ja	Ja
Zulassungen	IPC-CC-830, UL746, (Erfüllt) BMW GS95011-5	UL746	IEC61086, UL746	MIL-I-46058C	(Erfüllt) BMW GS95011-5, IPC-CC-830, IEC61086	Erfüllt IPC-CC-830	Erfüllt IPC-CC-830	(Erfüllt) BMW GS95011-5, IPC-CC-830	

Schutz-lacke	2K100	2K300	2K500	FPC
	Hohe Leistung lösemittelfrei Urethan	Hohe Leistung lösemittelfrei Urethan	Hohe Leistung lösemittelfrei Urethan	Ultra- dünne Beschichtung
Verfügbare Farben	Klar	Klar	Klar	Klar
Viskosität (in mPa s bei 20°C) (Großgebinde)	2000	1500	1000	2
Flammpunkt (°C) (Großgebinde)	>100	>100	>100	>90
Feststoffgehalt (%) (Großgebinde)	100	100	100	2
Durchschlagsfestigkeit (kV/mm)	90	90	90	90
Oberflächenwiderstand (Ω)	2×10^{16}	2×10^{14}	5×10^{12}	1×10^{15}
Temperaturbereich (°C)	-40 bis +100	-40 bis +130	-40 bis +140	-40 bis +200**
Berührungstrocken nach (in Minuten bei 20°C)	240	240	240	1-5
Aushärtezeit(in Stunden bei 20°C)	10 mins @ 80°C	10 mins @ 80°C	10 mins @ 80°C	24
Lösungsmittelbeständigkeit	★★★★	★★★☆	★★★☆	★★★☆
Feuchtigkeitsbeständigkeit	★★★★	★★★☆	★★★☆	★★★☆
Beständigkeit gegen Schimmelbildung	★★★★	★★★☆	★★★☆	★★☆☆
Verdünner	k.A.	k.A.	k.A.	HFS
UV-Marker	Ja	Ja	Ja	Ja
Zulassungen	(Erfüllt) BMW GS95011-5, IPC-CC-830	Erfüllt IPC-CC-830	IPC-CC-830 BMW GS95011-5	Erfüllt UL746

*The SCC3 assortment can also cure at room temperature - in this case, however, the solvent resistance is lower.
For further information see the technical data sheet.
**depend on application and geometry
2K100, 2K500, UVCL, AFA, LTC and DCA have passed successfully the qualification of the BMW Group Standards GS95011.5

DPV ELEKTRONIK
Weitere Artikel finden Sie unter www.compumet.ch

DCA/ DCR Transparent protective lacquer SCC3

ELECTROLUBE THE SOLUTIONS PEOPLE

DCA/DCR of transparent protective lacquer SCC3

- Resistant to most solvents
- Can be soldered through for reprocessing
- UL standard certified
- Suitable red version (DCR) suitable for camouflage

dpv*link* 2717

Article	Type
DCA200H	transparent, 200 ml aerosol can
DCR200H	red, 200 ml aerosol can

dpv*link* 7579

Article	
DCA01L	transparent, 1 liter container
DCA05L	transparent, 5 liter container
DCR05L	red, 5 liter container

- Thinner elastomer gel DRG available on request-

DCT diluent for protective lacquers without acrylic

ELECTROLUBE THE SOLUTIONS PEOPLE

DCT diluent for protective lacquers without acrylic

- can be applied to dilute non-acrylic protective lacquers when applying by dipping or spraying method
- normal dilution rate for spraying method is 2 parts lacquer to 1 part diluent

dpv*link* 21880

Article	Type
DCT05L	5 liters canister

CPL Protective and soldering lacquer

ELECTROLUBE THE SOLUTIONS PEOPLE

CPL protective and soldering lacquer

- Universal protective lacquer for printed circuit boards
- An optimal corrosion protection for ferrous metals
- Good resistance to moisture
- Lacquer can be soldered through
- no UV trace
- can be used as top layer for conductive varnishes

dpv*link* 2684

Article	Type
CPL200H	200 ml aerosol can

- large container 5 liters available on request -

AFA acrylic coating

ELECTROLUBE THE SOLUTIONS PEOPLE

AFA acrylic coating

- free from toluene and xylene
- UV trace to aid inspection
- Wide operating temperature range
- Excellent dielectric properties
- High resistance in humid environment and against salt mist

dpv*link* 20340

Article	Type	Volume
AFA200	Acrylic protective coating spray can	200 ml

HCS Thermal cure silicone-based protective coating

ELECTROLUBE THE SOLUTIONS PEOPLE

HCS Thermal cure silicone-based protective coating

- flexible coating, low mechanical stress on components
- quick and complete curing (10 minutes at 105°C)
- low odor and good adhesion
- fulfills the requirements of UL94 V-0

dpv*link* 22335

Article	Type	Volume
HCS05L	HCS Thermal cure silicone-based protective coating	5,0 l

HPA Conformal Coating

ELECTROLUBE THE SOLUTIONS PEOPLE

HPA Conformal Coating

- Excellent dielectric strength and a wide temperature range (-55° to 130°C)
- With UV trace for an easier control
- Can be removed with solvents such as Ultrasolve (ULS)
- Certified according to US MIL-1-46058C
- large container 1/5 liters and thinner available on demand

dpv*link* 2700

Article	Type
HPA200H	200 ml aerosol can

NSCP Nickel shielding lacquer

ELECTROLUBE THE SOLUTIONS PEOPLE

NSCP nickel shielding lacquer

- Efficient EMI/RFI screen protector
- Provides a uniform coating with special resistance to scratches
- Better adhesion on a variety of liners
- Quick drying at room temperature

dpv*link* 2706

Article	Type
NSCP400H	400 ml aerosol can

-large container 5 liters and thinner available on demand-

APL Acrylic lacquer

ELECTROLUBE THE SOLUTIONS PEOPLE

APL acrylic lacquer

- Lacquer may be soldered through, allows a simple repair
- Wide temperature range and good dielectric strength
- Offers excellent adhesion on all substrates
- UV trace for control
- Can be removed with solvents such as Ultrasolve (ULS)
- Large container 5 liters and thinner available on demand

dpv*link* 2671

Article	Type
APL15ML	15 ml bottle
APL400H	400 ml aerosol can

PUC Polyurethane protective lacquer

ELECTROLUBE THE SOLUTIONS PEOPLE

PUC polyurethane protective lacquer

- Excellent abrasion resistance and mechanical strength
- resistant mold growth
- excellent adhesion in any climatic condictions
- UV trace for an easier control
- Clear

dpv*link* 7582

Article	Type
PUC400	400 ml aerosol can

- large container 5 liters and thinner available on request-

Resin Stop

ELECTROLUBE THE SOLUTIONS PEOPLE

Resin Stop

- Ensures a non-adhesive coating
- Silicone-free / not bleeding
- Dry film - eliminates unwanted transfer
- Allows multiple release cycles
- Reduces the frequency of cleaning casting tools

dpv*link* 10821

Article	Type
RST250ML	250 ml aerosol can, PU = 12 pieces

WBP/WBPS Aquacoat Plus

ELECTROLUBE THE SOLUTIONS PEOPLE

WBP / WBPS Aquacoat plus

- Protective lacquer based on water and polymer materials especially developed for electronic circuits
- Excellent dielectric properties
- Excellent adhesion on a wide range of substrates
- Very low VOC content
- Leaves a UV trace for an easy control
- Large working temperature range
- Mold-resistant
- Economically friendly

dpv*link* 7586

Article	Type
WBP05LS	WBPS, 5 liter container (sprayable)

P.C. Flex Mask

P.C. Flex Mask is a solder resist mask made of latex rubber without solvent additives used for the protection of contacts, switches, connectors, plated-through holes and bare places on PCBs during the soldering process. It is also suitable for protecting electronic components against the contact with fluxes and cleaning agents. Afterwards, the mask can be easily peeled off and leaves no residues.

Technical data:
-Active ingredients: natural latex rubber
-Solid content: 63%
-Odor: slight odor of ammonia
-State: thisotrope paste
-Flashpoint: noninflammable
-Cure time at room temperature: approx. 40 min
-Cure time at 60°C: approx. 15 min
-Removabillity: 100 %
-Heat resistance: 268°C during soldering
-Durability (unopened) about 6 months

dpv*link* 12251

Article	Type
C-330.202	P.C. Flex Mask, 237ml
C-330.204	P.C. Flex Mask, 3.8l

PCM Peelable solder resist mask

ELECTROLUBE THE SOLUTIONS PEOPLE

PCM peelable solder resist mask

- Suitable for the use in the wave soldering process, does not peel off any solder when being removed
- Flexible latex for component cover
- Completely peelable by hand without leaving residues
- Solvent-resistant
- Pollutes no protective lacquers
- Dries at room temperature
- High film strength, hard to break

dpv*link* 2751

Article	Type
PCM250ML	250 ml dispenser

PCS Ammonia-free peelable protective mask

ELECTROLUBE THE SOLUTIONS PEOPLE

PCS peelable protective mask

- Protection for coating and wave soldering processes
  für bleifrei Einsatz
- Synthetic, flexible
- Ammonia-free, no odor
- Accelerated curing by heat
- Can be removed by hand without leaving any residue
- No discoloration caused by ammonia
- Improved durability

dpv*link* 10034

Article	Type
PCS250ML	250 ml dispenser bottle

CHEMASK Peelable solder resist mask

Chemtronics

CHEMASK® peelable solder resist mask

- Nonadhesive drying within 30 minutes
- Ideal for connectors, contacts, etc.
- Simple use - just peel off the dry mask
- Latex-based, peelable without leaving any residues
- Dispenser bottle with dispensing tip

dpv*link* 6307

Article	Type
CLF8E	250 ml dispenser bottle LEAD-FREE
CM8E	250 ml dispenser bottle

DPV ELEKTRONIK
Weitere Artikel finden Sie unter www.compumet.ch

Thermally conductive products

Thermal compounds are used for the heat dissipation in electronic and related equipment to ensure an effective function.

Most components have a maximum effective operating temperature. Exceeding that temperature can lead to two main problems:

-Increased failure rates
-Change of the electrical properties

The generated heat in the components is normally dissipated by the use of metals that may be shaped to create large surface areas (heat sinks). Usually the hot component is mechanically attached to the metal. The problem is that there will always be an air space between the surfaces.
As air is a bad heat conductor, this air space will considerably reduce the heat dissipation rate. Attaching a flexible and thermally conductive material fills the space completely and excludes the air. These products have excellent heat transfer properties, whereas the heat flows from the component into the metal body as fast as possible.

The range includes:

Heat transfer compounds

The most common pastes are silicone-based and have excellent stability at high temperatures.
The silicone-free pastes offer all advantages of silicone-based materials, eliminate, however, the risk of contamination by migrating free silicones causing the failure of a switch or a bad adhesion of coatings and protective films.

Epoxy resins

These two-part thermally conductive resin systems offer manufacturers a permanent mechanical adhesion between the component and the heat sink. That is why no mechanical fastening parts are needed. As PCBs are getting more complex and more powerful, the problem of heat generation must be treated in a careful way to ensure an optimum effectiveness and an increased life expectancy of the components. The use of these thermally conductive products offer an extremely cost-effective and efficient solution of the problem.

*RTVs need air humidity for curing. Higher temperature are only recommended if there is sufficient high humidity.
**These information should be considered as standard values only.

Wärmeleit-produkte

	HTCX	HTCP	HTCPX	HTS	HTSP
	Silikonfreie Wärmeleitpaste Xtra	Silikonfreie Wärmeleitpaste Plus	Silikonfreie Wärmeleitpaste Plus Xtra	Silikonhaltige Wärmeleitpaste	Silikonhaltige Wärmeleitpaste Plus
Wärmeleitfähigkeit (W/m.K)	1.35	2.50	3.40	0.90	3.00
Dichte (g/ml)	2.61	3.00	3.10	2.10	3.00
Viskosität (mPa s)**	130,000	105,000	640,000	210,000	45,000
Aushärtezeit (in Stunden bei 20°C / 60°C)	k. A.	k. A.	k. A.	k. A.	k. A.
Temperaturbereich (°C)	-50 to +130	-50 to +130	-50 to +130	-50 to +200	-50 to +200
Gewichtsverlust durch Verflüchtigung (96 Stunden bei 100 °C nach IP-183)	≤0.40%	≤1.00%	≤1.00%	≤0.80%	≤0.80%
Durchschlagsfestigkeit (kV/mm)	42	42	42	18	18
Spezifischer Durchgangswiderstand (Ω•cm)	1×10^{14}	1×10^{14}	1×10^{14}	1×10^{15}	1×10^{15}

Wärmeleit-produkte

	TCOR	ER2220	ER2221	UR5633	SC2003
	Wärmeleitfähiger RTV	Zweikomponenten-Epoxidharz	Zweikomponenten-Epoxidharz	Zweikomponenten-Polyurethanharz	Zweikomponenten-Silikonharz
Wärmeleitfähigkeit (W/m.K)	1.80	1.54	1.20	1.24	0.80
Dichte (g/ml)	2.30	2.22	1.88	1.65	1.60
Viskosität (mPa s)**	145,000	15,000	3,000	30,000	30,000
Aushärtezeit (in Stunden bei 20°C / 60°C)	24*	24/4	24/2	24/4	24/1
Temperaturbereich (°C)	-50 to +230	-40 to +130	-40 to +150	-50 to +125	-60 to +200
Gewichtsverlust durch Verflüchtigung (96 Stunden bei 100 °C nach IP-183)	N/A	N/A	N/A	N/A	N/A
Durchschlagsfestigkeit (kV/mm)	>8	10	17.7	18	20
Spezifischer Durchgangswiderstand (Ω•cm)	1×10^{14}	1×10^{15}	1×10^{10}	1×10^{14}	1×10^{15}

*RTVs need air humidity for curing. Higher temperature are only recommended if there is sufficient high humidity.
**These information should be considered as standard values only.

GP 300 Thermal conductive film

ELECTROLUBE THE SOLUTIONS PEOPLE

GP 300 Thermal conductive film

- 200 x 200 mm thermal conductive film
- different thicknesses available
- quick and easy treatment
- very well electrical insulation
- large operating temperature range -50°C - 160°C
- thermally conductive, 3W/m K

dpv*link* 22044

Article	Type
GP300S	Thermal conducting film 200 x 200 x 0.5 mm
GP300SL	Thermal conducting film 200 x 200 x 1 mm

TBS Thermally conductive adhesive

ELECTROLUBE THE SOLUTIONS PEOPLE

TBS thermally conductive adhesive

- By forming a permanent adhesive binding a mechanical fastening is unnecessary
- Two-component adhesive
- Very good thermal conductivity (1.1 W/mK)

dpv*link* 2814

Article	Inhalt	Verpackung	Stück/VE
TBS20S	20 ml	Syringe	10

- only complete packaging units (PU) available -

HTC / HTCP Silicone-free thermally conductive paste

ELECTROLUBE THE SOLUTIONS PEOPLE

HTC/HTCP silicone-free thermally conductive paste

- Excellent non-creep properties
- Silicone-free thermally conductive paste
- Thermal conductivity: HTC = 0.9 W/mK, HTCP = 2.5 W/mK
- Easy and economical in use

dpv*link* 2788

Article	Inhalt	Verpackung	Stück/VE
HTCA200	200 ml	Aerosol can	1
HTC02S	2 ml	Syringe	10
HTC10S	10 ml	Syringe	1
HTC20S	20 ml	Syringe	1
HTC35SL	35 ml	Syringe	10
HTC700G	700 g	Cartridge	10
HTCP20S	20 ml	Syringe	10
HTC01K	1kg	Container	10

DPV ELEKTRONIK
dpv*link* - Produkte schnell finden!
www.compumet.ch
z.B.: dpv*link* 21010 → dpv*link* 21010

HTCX/ HTCPX Silicone-free thermally conductive paste Xtra

ELECTROLUBE THE SOLUTIONS PEOPLE

HTCX/HTCPX silicone-free thermally conductive paste

- Excellent non-creep properties
- Thermal conductivity: HTCX = 3.40 W/mK, HTCPX = 2.28 W/mK
- Very low weight loss by evaporation of the used carrier oil
- Easy and economical in use

dpv*link* 16399

Article	Inhalt	Verpackung	Stück/VE
HTCPX700G	700 g	Aerosol can	1
HTCX35SL	35 ml	Syringe LuerLock	10
HTCX01K	1 kg	Container	4
HTCX700G	700 g	Cartridge	1

HTS / HTSP Silicone-based thermally conductive compound

ELECTROLUBE THE SOLUTIONS PEOPLE

HTS / HTSP Silicone-containing thermally conductive compound

- Excellent non-creep properties
- Silicone-based thermal conductive compound
- Thermal conductivity: HTS = 0.9 W/mK, HTSP = 3.0 W/mK
- Large temperature range
- low loss in weight due to evaporation
- economical and easy to use

dpv*link* 2806

Article	Inhalt	Verpackung	Stück/VE
HTS10S	10 ml	Syringe	24
HTS35SL	35 ml	Syringe	10
HTS01K	1 kg	Container	4
HTSP50T	50 ml	Tube	10
HTSP01K	1 kg	Container	4

- only complete packaging units (PU) available -

TCER / TCOR Thermally conductive rubber

ELECTROLUBE THE SOLUTIONS PEOPLE

TCER /TCOR thermally conductive rubber

- High thermal conductivity TCER 2.2 W/mK, TCOR: 1.8 W/mK
- Wide temperature range from -50°C to + 230°C
- Cures in 24 hours at room temperature
- Silicone thermally conductive rubber

dpv*link* 7591

Article	Type
TCOR75S	75 ml cartridge TCOR75S
TCRGUN	Dispensing gun for TCOR75S

-700 g cartridge available on request-

Potting compounds

- UL approved
- Encapsulation and potting
- Seals, cable connection
- Protection and sealing

The potting compounds systems are designed to insulate and protect electrical and electronic components from the dangers of a rough and challenging environment, moisture, vibration, thermal and physical shocks, as well as general pollution.

Potting compounds can form a complete barrier against environmental influences, a complete insulation of assembly parts and are better suited for the operation under extreme conditions than protective lacquers.

Potting compound types used in the electronics industry are epoxy resin and polyurethane.

Further information about potting compounds is available in our online shop.

Epoxy potting compound

ELECTROLUBE THE SOLUTIONS PEOPLE

Epoxidharze	ER2188	ER2220	ER2221	ER2218
Spezielle Eigenschaften	Universalprodukt	Hohe-Wärmeleitfähigkeit	Niedrige Viskosität, wärmeleitfähig	Stabilität bei hohen Temperaturen
Farbe (vermischtes System)	Schwarz	Grau	Schwarz	Schwarz
Dichte in ausgehärtetem Zustand (g/ml)	1.69	2.22	1.88	1.16
Viskosität des vermischten Systems (in mPa s bei 23°C)	9000	15000	3000	500
Mischverhältnis nach Gewicht (nach Volumen)	11:1 (5.5:1)	20.8:1 (8.2:1)	13.9:1 (7:1)	3.6:1 (2.8:1)
Topfzeit (in Minuten bei 23°C)	60	120	60	40
Gelierzeit (bei 23°C)	2.5 h	3.0 h	6.0 h	50 min
Aushärtezeit (in Stunden bei 23°C / 60°C)	24/2	24/4	24/2	24/4
Wärmeleitfähigkeit (W/m.K)	0.91	1.54	1.2	0.28
Temperaturbereich (°C)	-40 bis +120	-40 bis +130	-40 bis +150	-50 bis +150
Höchsttemperatur – kurzfristig (°C)	+140	+150	+170	+245
Durchschlagsfestigkeit (kV/mm)	10	10	10	10
Spezifischer Durchgangswiderstand (Ω•cm)	10^{14}	10^{15}	10^{10}	10^{14}
Shore-Härte	D85	D90	D90	D55
Flammhemmung	V-0	V-0	V-0	V-0
UL94-Zertifizierung	Ja	Nein	Nein	Nein
RoHS konform	Ja	Ja	Ja	Ja

DPV ELEKTRONIK

Weitere Artikel finden Sie unter www.compumet.ch

Epoxidharze

Spezielle Eigenschaften	ER1426 Optisch klar	ER1450 Sehr niedrige Viskosität	ER1122 Ausgezeichnete Haftung	ER1455 Chemische Beständigkeit
Farbe (vermischtes System)	Durchsichtig	Weiß	Klar bernstein-farben	Schwarz
Dichte in ausgehärtetem Zustand (g/ml)	1.05	1.1	1.05	1.17
Viskosität des vermischten Systems (in mPa s bei 23°C)	100	250	12000	3300
Mischverhältnis nach Gewicht (nach Volumen)	4:1 (3.4:1)	2.5:1 (2.2:1)	1:1 (0.8:1)	3.6:1 (3.3:1)
Topfzeit (in Minuten bei 23°C)	120	20	90	20
Gelierzeit (bei 23°C)	4.0 h	30 min	4 h	22 mins
Aushärtezeit (in Stunden bei 23°C / 60°C)	36/8	12/2	48/4	24/4
Wärmeleitfähigkeit (W/m.K)	0.2	0.2	0.2	0.20
Temperaturbereich (°C)	-40 bis +120	-50 bis +130	-40 bis +120	-50 bis +150
Höchsttemperatur – kurzfristig (°C)	+140	+150	+140	+170
Durchschlagsfestigkeit (kV/mm)	11	12	12	10
Spezifischer Durchgangswiderstand (Ω•cm)	10^{14}	10^{14}	10^{14}	10^{12}
Shore-Härte	D85	D50	D80	D80
Flammhemmung	-	-	-	-
UL94-Zertifizierung	Nein	Nein	Nein	Nein
RoHS konform	Ja	Ja	Ja	Ja

dpv*link* 2819

Article	Type
ER2001RP250G	**Epoxy potting compound ER2001RP250G, 250 g packing** Medium viscosity, general-purpose synthetic resin, flame-retardant, UL94V-0-certified, excellent insulation properties Color: black, PU = 10 pieces **Application example:** Potting of printed circuit boards, coils, transformers
ER2001K5K	**Epoxy potting compound ER2001K5K, 5kg container** PU = 1 piece
ER2074RP250G	**Epoxy potting compound ER2074RP250G, 250 g packing** Thermally conductive, flame-retardant, without abrasive filling agent, color: white, PU = 10 pieces **Application example:** Potting of printed circuit boards, generators, current transformers, temperature sensors
ER2074K5K	**Epoxy potting compound ER2074K5K, 5kg container** PU = 1 piece
ER2188RP250G	**Epoxy potting compound ER2188RP250G, 250 g packing** DDM-free, flame-retardant, all purpose of potting resin, UL94V-0-certified, color: black, PU = 10 pieces **Application example:** Potting and encapsulation applications where flame retardancy is required
ER2188K5K	**Epoxy potting compound ER2188K5K, 5kg container** PU = 1 piece
ER2183RP250G	**Epoxy potting compound ER2183RP250G, 250 g packing** Alternative to ER2074RP250G with low viscosity, improved machine mix and output Color: black, PU = 10 pieces **Application example:** ABS systems, pressure sensors, temperature sensors, performance elements
ER2183K5K	**Epoxy potting compound ER2183K5K, 5kg container** PU = 1 piece
ER2195RP250G	**Epoxy potting compound ER2195RP250G, 250 g packing** Robust, flame-retardant potting resin, excellent resistance to temperature shocks, UL94V-0-certified, DDM-free, durable, nonflammable Color: black, PU = 10 pieces **Application example:** Transformers, large surfaces, seals, cable connectors, etc.

- only complete packaging units (PU) available -

Polyurethane potting compounds

ELECTROLUBE THE SOLUTIONS PEOPLE

Polyurethanharze

Spezielle Eigenschaften	UR5041 Wasser-beständigkeit	UR5048 Weich, geringe Belastung	UR5044 Weich, nachbearbeitbar/ wiederentfernbar	UR5528 Robust, hohe Haftkraft
Farbe (vermischtes System)	Schwarz	Klar bernstein-farben	Dunkelblau	Schwarz
Dichte in ausgehärtetem Zustand (g/ml)	1.18	0.95	1.58	1.07
Viskosität des vermischten Systems (in mPa s bei 23°C)	2500	980	3400	2000
Mischverhältnis nach Gewicht (nach Volumen)	3.6:1 (3.9:1)	14:1 (19:1)	13.4:1 (11.7:1)	2.4:1 (2.9:1)
Topfzeit (in Minuten bei 23°C)	20	20	25	20
Gelierzeit (in Minuten bei 23°C)	60	40	40	35
Aushärtezeit (in Stunden bei 23°C / 60°C)	24/4	24/4	24/3	24/5
Shore-Härte	A85	A12	A40	D57
Wärmeleitfähigkeit (W/m.K)	0.25	0.20	0.60	0.25
Temperaturbereich (°C)	-60 bis +125	-60 bis +100	-70 bis +120	-50 bis +125
Höchsttemperatur – kurzfristig (°C)	+130	+100	+130	+130
Durchschlagsfestigkeit (kV/mm)	20	18	17.7	25
Spezifischer Durchgangswiderstand (Ω•cm)	10^{15}	10^{14}	10^{10}	10^{14}
Flammhemmung	-	-	V-0	-
UL94-Zertifizierung	Nein	Nein	Ja	Nein
RoHS konform	Ja	Ja	Ja	Ja

Polyurethanharze

Spezielle Eigenschaften	UR5634 Optisch klar	UR5633 Wärmeleitfähig	UR5604 Universalprodukt; UL-zertifiziert	UR5547 Universalprodukt
Farbe (vermischtes System)	Durchsichtig	Schwarz	Schwarz	Schwarz
Dichte in ausgehärtetem Zustand (g/ml)	1.11	1.65	1.54	1.60
Viskosität des vermischten Systems (in mPa s bei 23°C)	1050	30000	2000	4000
Mischverhältnis nach Gewicht (nach Volumen)	0.9:1 (1:1)	12.2:1 (8.8:1)	5.2:1 (3.9:1)	5.5:1 (4:1)
Topfzeit (in Minuten bei 23°C)	15	15	40	20
Gelierzeit (in Minuten bei 23°C)	20	40	90	50
Aushärtezeit (in Stunden bei 23°C / 60°C)	24/4	24/4	24/3	24/3
Shore-Härte	A80	A90	A75	A85
Wärmeleitfähigkeit (W/m.K)	0.20	1.24	0.45	0.65
Temperaturbereich (°C)	-40 bis +120	-50 bis +125	-40 bis +130	-50 bis +120
Höchsttemperatur – kurzfristig (°C)	+130	+130	+155	+125
Durchschlagsfestigkeit (kV/mm)	11	18	18	14
Spezifischer Durchgangswiderstand (Ω•cm)	10^{14}	10^{14}	10^{14}	10^{14}
Flammhemmung	-	V-0	V-0	V-0
UL94-Zertifizierung	Nein	Nein	Ja	Nein
RoHS konform	Ja	Ja	Ja	Ja

DPV ELEKTRONIK
dpv*link* - Produkte schnell finden!
www.compumet.ch
z.B.: dpv*link* 21010 → dpv*link* 21010

dpv*link* 2824

Article	Type
UR5044RP250G	**Polyurethane potting compound UR5044RP250G, 250g packing** Flame-retardant, very flexible, low shore-hardness Color: blue, PU = 10 pieces **Application:** Replacement for silicone, control units for shock absorbers, vibrations, prototypes
UR5044K5K	**Polyurethane potting compound UR5044K5K, 5kg container** PU = 1 piece
UR5048RP250GE	**Polyurethane potting compound UR5048RP250GE, 250g packing** Repairable, transparent potting compound allows a quick troubleshooting, water-repellent Color: transparent, PU = 10 pieces **Application example:** Encapsulation of sensitive components like ferrites, coils and glass reed switches
UR5048K5K	**Polyurethane potting compound UR5048K5K, 5kg container** PU = 1 piece
UR5097RP250G	**Polyurethane potting compound UR5097RP250G, 250g packing** Low flexible, flame-retardant resin, high water resistance and very good electrical properties, can be used as replacement for silicone. Color: black, PU = 10 pieces **Application example:** Cable connectors, coils, switches, sensors, gears, transformers, relays etc.
UR5097K5K	**Polyurethane potting compound UR5097K5K, 5kg container** PU = 1 piece
UR5608RP250G	**Polyurethane potting compound UR5608RP250G, 250g package** Low flexible, flame-retardant PU with high hardness, chemical and adhesive properties, low coefficient of expansion, high thermal conductivity, can be used as alternative for epoxy resin. Color: black, PU = 10 pieces **Application example:** Cable connectors, PCBs, transfomers, connectors, ignition coils, alarms etc.
UR5041RP250G	**Polyurethane potting compound UR5041RP250G, 250g package** Low level of water absorption, high resistance to sea water, good adhesive properties on substrates Color: black, PU = 10 pieces **Application example:** Coating in harsh maritime environments
UR5041K5K	**Polyurethane potting compound UR5041K5K, 5kg container** PU = 1 piece
UR5528RP250G	**Polyurethane potting compound UR5528RP250G, 250g package** Water-repellent, tough and elastic, excellent adhesive properties on difficult substrates, low viscosity, excellent resistance to acids, alkalis and other aqueous substances. Color: black, PU = 10 pieces **Application example:** PVC, ceramic, moist environment
UR5528K5K	**Polyurethane potting compound UR5528K5K, 5kg container** PU = 1 piece
UR5547RP500G	**Polyurethane potting compound UR5547RP500G, 500g package** Flame-retardant resin, exerts very little pressure even after curing Color: black, PU = 10 pieces **Application example:** Encapsulation of sensitive components such as ferrites, ideal for ceramics

- only complete packaging units (PU) available -

Silicone resin potting compound

ELECTROLUBE THE SOLUTIONS PEOPLE

Silikon-Vergussmassen	SC3001
Spezielle Eigenschaften	Optisch klar
Farbe (vermischtes System)	Optisch klar
Dichte in ausgehärtetem Zustand (g/ml)	1.04
Viskosität des vermischten Systems (in mPa s bei 23°C)	1800
Mischverhältnis nach Gewicht (nach Volumen)	13:1 (12:1)
Topfzeit (in Minuten bei 23°C)	30*
Gelierzeit (in Minuten bei 23°C)	180*
Aushärtezeit (in Stunden bei 23°C)	24*
Shore-Härte	A20
Wärmeleitfähigkeit (W/m.K)	0.2
Temperaturbereich (°C)	-60 bis +200
Höchsttemperatur – kurzfristig (°C)	250
Durchschlagsfestigkeit (kV/mm)	-
Spezifischer Durchgangswiderstand (Ω•cm)	10^{14}
Flammhemmung	HB
UL94-Zertifizierung	Nein
RoHS konform	Ja

*The curing time depends on the environmental humidity. For the exactly calculation proportions see the technical data sheet.

Silicone resin series for high temperature applications

SC3001
An optically clear two-component potting compound. Ideal for th use in the LED industry where optical clarity is indispensable. This product offers a high protection of electronic components and, due to its low viscosity, it can be applied easily even in thin layers.

SC4003
SC4003E is a two-component silicone casting resin for the protecton of electronic devices. It offers a wide temperature range and is very suitable for applications requiring operating temperatures of up to 200°C.

dpv*link* 16391

Article	Type
SC4003ERP250G	**Silicone potting compound SC4003, 250 g pack**

- only complete packaging units (PU) available -

Resin remover

ELECTROLUBE THE SOLUTIONS PEOPLE

dpv*link* 16266

Article	Type
RRS05L	**Resin remover** 5 liter canister, quickly evaporating solvent, removes hardened epoxies and polyurethanes, without methylene chloride

DPV ELEKTRONIK
Weitere Artikel finden Sie unter www.compumet.ch

Soldering Desoldering

Weller

WT soldering station 580
WX soldering station 582
WE soldering station 584
Automatic wire feeder 585
Desoldering stations 585
Hot-air devices 593
Hot-air nozzles 595
Soldering tips 596
Soldering irons 602

JBC

JBC Compact Line soldering station 607
JBC Premium Line soldering station 607

Hot-air devices

Hot-air devices Leister 609
Soldering nozzles for HOT-JET-S / LABOR-S 609

Accessories for soldering

Accessories for soldering 609

Soldering tip cleaner

Soldering tip cleaner 611

Solder stop masks

Solder stop mask 611

Lead-free labels

Polyimide adhesive tapes

Heat-resistant polyimide adhesive tapes 612

Desoldering braids

Desoldering braids SODER WICK 614
Desoldering braids FELDER 614

Flux Pen 614

Solder fume extraction

Solder fume extraction 616
Soldering iron with fume extraction 618
Fume extraction for soldering tips 619
Fume extraction for volume extraction 620

Weller

WT soldering station

The new high-performance WT soldering stations set new standards in user-friendliness. The detailled LC display provides an unprecedented overview of all functions quickly and easily to reach by means of the new user-friendly menu button.

The very quick change process of the heating element during operation allows you to work efficiently with several tips in quick succession. If a tip has to be changed, this is possible regardless of the heating element - which saves enormous costs. The innovative 2-in-1 safety rest with rotating iron holder permits to choose between wet and dry cleaning.

All stations of the WT line fit perfectly onto one another saving considerable space at the workstation.

WT 1 Supply unit

High-performance supply unit digital with quick-change system
Intelligent soldering station with backwards compatibility for soldering irons of the soldering stations WSD and WD

- High productivity (1-channel supply unit)
- Multilingual display and menu navigation in 7 languages (D, GB, F, I, ES, P, CN)
- Graphic LC display, backlit
- Intuitive operation due to a clear menu navigation
- low space requirement due to its stackability
- Automatic switch-off with integrated use sensor in the tool
- A variety of tools connectable (all soldering irons of the soldering stations WSD and WD - except micro-soldering irons)
- Housing cover as additional storage surface
- ESD safe

Technical data:

Dimensions (mm):	149 x 138 x 101 (L x W x H)
Weight:	approx.1.9 kg
Supply voltage:	230 V, 50 Hz
Power consumption:	95 W
Temperature:	adjustable temperature range 40° C - 550° C depending on tool
Temperature accuracy / temperature stability:	± 9° C / ± 2° C
Potential equalization:	via 3.5 mm jack socket
Housing material:	Aluminium base with antistatic black coating; anti-static plastic housing

dpv*link* 19954

Article	Type
534.346.99	**WT 1 Supply unit** 1-channel supply unit, 95 W, temperature range (depending on tool) 50 - 450°C, incl. power cable

WT 1010 Set soldering station

Work Bench Controller soldering station digital 95 W, soldering iron WTP 90 with Power-Response heater technology

consisting of:

534.346.99	WT 1	Supply unit (1 channel, 95 Watt)
529.222.99	WTP 90	High-Power soldering iron with soldering tip XNT A
515.174.99	WSR 200	Safety rest

dpv*link* 19959

Article	Type
534.366.99	**WT 1010 set soldering station**

WT 1012 Set soldering station

Work Bench Controller soldering station digital 95 W, soldering iron WSP 80 with Power-Response heater technology

consisting of:

534.346.99	WT 1	Supply unit (1 channel, 95 Watt)
529.161.99	WSP 80	High-Power soldering iron with soldering tip LT B
515.175.99	WSR 201	Safety rest

dpv*link* 19968

Article	Type
534.406.99	**WT 1012 set soldering station**

WT 1013 Set soldering station

Work Bench Controller soldering station digital 95 W, soldering iron WP 80 with Power-Response heater technology

consisting of:

534.346.99	WT 1	Supply unit (1 channel, 95 Watt)
529.180.99	WP 80	High-Power soldering iron with soldering tip LT B
515.175.99	WSR 201	Safety rest

dpv*link* 19971

Article	Type
534.416.99	**WT 1013 set soldering station**

DPV ELEKTRONIK
Weitere Artikel finden Sie unter www.compumet.ch

WT 1014 Set soldering station

Work Bench Controller soldering station digital 95 W, soldering iron WSP 80 robust with Power-Response heater technology

consisting of:

534.346.99	WT 1	Supply unit (1 channel, 95 Watt)
529.172.99	WSP 80 Robust	High-Power soldering iron with soldering tip LT B
515.175.99	WSR 201	Safety rest

dpv*link* 19974

Article	Type
534.426.99	**WT 1014 set soldering station**

WT 1H - Supply unit

High-performance supply unit digital with quick-change system
Intelligent soldering station with backwards compatibility for soldering irons of the soldering stations WSD and WD

- High productivity (1-channel supply unit)
- Language-neutral menu
- Graphic LC display, backlit
- Intuitive operation due to a clear menu navigation
- low space requirement due to its stackability
- Automatic switch-off with integrated use sensor in the tool
- A variety of tools connectable (all soldering irons of the soldering stations WSD and WD - except micro-soldering irons)
- Housing cover as additional storage surface
- ESD safe

Technical data:

Dimensions (mm):	149 x 138 x 101 (L x W x H)
Weight:	3 kg
Supply voltage:	230 V, 50 Hz
Power consumption:	150 W
Temperature range:	Adjustable temperature range 50° C - 550° C depending on tool
Temperature accuracy / Temperature stability:	± 9° C / ± 2° C
Potential equalization:	via 3.5 mm jack socket
Housing material:	Aluminium base with antistatic black coating; anti-static plastic housing

dpv*link* 19980

Article	Type
534.356.99	**WT 1H - Supply unit**

WT 1010H Set soldering station

Work Bench Controller soldering station digital 150 W, soldering iron WP 120 with Power-Response heater technology

consisting of:

534.356.99	WT 1H	Supply unit (1 channel, 150 Watt)
529.193.99	WP 120	High-Power soldering iron with soldering tip XT B
515.175.99	WSR 201	Safety rest

dpv*link* 19962

Article	Type
534.386.99	**WT 1010H set soldering station**

WT 1011H Set soldering station

Work Bench Controller soldering station digital 150 W, soldering iron WP 200 with Power-Response heater technology

consisting of:

534.356.99	WT 1H	Supply unit (1 channel, 150 Watt)
529.199.99	WP 200	High-Power soldering station with soldering tip XHT D
515.176.99	WSR 202	Safety rest

dpv*link* 19964

Article	Type
534.396.99	**WT 1011H set soldering station**

The complete product range of Weller is available in our online shop or in the current manufacturer leaflets and catalogs

- as online catalog
- as download

WT 2 M 2-channel supply unit

2-channel supply unit, 150 W, compatible with RT tips and many tools with passive tips.

- Intelligent power-sharing allows parallel working of 2 users
- intuitive, modern use
- stackable, therefore low space requirement
- housing lid can be used as additional storage
- automatic standby thanks to integrated acceleration sensor in the tool
- graphics: LCD with backlighting

Technical data:

Dimensions (mm):	149 x 138 x 101 (L x W x H)
Weight:	approx. 3.1 kg
Supply voltage:	230 V / 50 Hz
Power consumption:	150 W
Channels:	2
Temperature range:	adjustable 50° C - 450°C (depending on tool 550°C) adjustable temperature range depending on tool
Temperature accuracy / temperature stability:	± 9° C / ± 2° C
Potential equilization:	via 3.5 mm jack socket
Housing material:	Aluminium base with antistatic black coating; anti-static plastic housing

dpv*link* 21892

Article	Type
534.433.99	**WT 2M supply unit** 2-channel supply unit 150 W, temperature (depending on tool) 50-550°C, incl. cable

WT 2010M set soldering station

2-channel soldering station digital 150 W, soldering iron WTP 90 with Power Response technology

consisting of:

534.436.99	WT 2 M	Supply unit (2-channel, 150 Watt)
529.222.99	WTP 90	High Power soldering iron with soldering tip XNT A
515.174.99	WSR 200	Safety rest

dpv*link* 21894

Article	Type
534.443.99	**WT 2010M set soldering station**

WT 2020M set soldering station

2-channel soldering station digital 150 W, soldering iron WMRT micro-desoldering tweezers with WSR 203 safety rest and WMRP micro-soldering iron with WSR 205 safety rest

consisting of:

534.436.99	WT 2 M	Supply unit (2-channel, 150 Watt)
529.190.99	WMRP Set	Soldering iron WRMP with safety rest
544.652.99	RTW 2	Soldering tips 0.2 mm, 45°
513.173.99	WMRT Set	Desoldering tweezers WMRT with safety rest

dpv*link* 21896

Article	Type
534.453.99	**WT 2020M set soldering station**

WX soldering station

The intelligent next-generation soldering station by Weller serves as a soldering base station as well as a work bench controller. A selection and direct control of several additional components, such as WFE extraction systems and WHP heating plates, simplifies and perfects the workstation. The innovative features are easy to use and were developed and designed according to the users' requirements and desires.

WX 1 Supply unit

Supply unit digital 150 W, 230 V
Intelligent soldering station with an independent channel and automatic tool recognition for WX tools

- Intuitive operation with turn-and-click wheel with finger guide made of real glass (antistatic and temperature-resistant)
- Multilingual display and menu navigation in different languages
- Graphic LC display, backlit
- Robot interface for automatic machines for soldering
- Unique calibration of the soldering iron (parameter memory)
- Parameterization, monitoring and updates of the station via USB stick
- Precise control by digital data transfer
- Control of WFE solder fume extraction systems and WHP heating plates
- ESD safe

Technical data:

Dimensions (mm):	170 x 151 x 130 (L x W x H)
Weight:	approx. 3.2 kg
Power supply:	230 V, 50 Hz
Power consumption:	200 W
Temperature range:	adjustable 50°C - 550°C (150°F - 999°F), depending on tool
Temperature accuracy / Temperature stability:	± 9°C / ±2°C
Potential equalization:	via 3.5 mm jack socket on the back of the device
Housing material:	Aluminum base with antistatic black coating; antistatic plastic housing

dpv*link* 15684

Article	Type
534.173.99	**WX 1 supply unit** digital control technology, temperature range 50°C-550°C, maximum power 150 W incl. power cable and software CD

DPV ELEKTRONIK
Weitere Artikel finden Sie unter www.compumet.ch

WX 1010 Soldering station

Work bench controller soldering station digital 150 W, with high-power soldering iron WXP 120 (120 W)

consisting of:

534.176.99	WX 1	Supply unit
529.201.99	WXP 120	High-power soldering iron with soldering tip XT B
515.121.99	WDH 10	Safety rest

dpv*link* 15688

Article	Type
534.183.99	**WX 1010 Soldering station**

WX 1011 Soldering station

Work bench controller soldering station digital 150 W, with WXMP micro soldering iron (40 W)

consisting of:

534.176.99	WX 1	Supply unit
529.203.99	WXMP	Micro soldering iron with soldering tip RT 3
515.156.99	WDH 50	Safety rest

dpv*link* 15727

Article	Type
534.193.99	**WX 1011 Soldering station**

WX 1012 Soldering station

Work bench controller soldering station digital 150 W, with WXP 65 soldering iron (65 W)

consisting of:

534.176.99	WX 1	Supply unit
529.211.99	WXP 65	Soldering iron with soldering tip XNT A
515.121.99	WDH 10	Safety rest

dpv*link* 15744

Article	Type
534.273.99	**WX 1012 Soldering station**

WX 2 Supply unit

Supply unit digital 255 W, 230 V
Intelligent soldering station with 2 independent channels and automatic tool recognition for WX tools

- Control panel with 6 touch keys and turn-and-click wheel with finger guide made of real glass (antistatic coating, chemical- and temperature-resistant)
- Multilingual display and menu navigation in 7 languages (D, GB, F, I, ES, P, CN)
- Graphic LC display, backlit
- Robot interface for automatic machines for soldering
- Unique iron calibration
- Parameterization, monitoring and updates of the station via USB stick
- Precise control by digital data transfer
- Control of WFE soldering fume extraction systems and WHP heating plates
- ESD safe

Technical data:

Dimensions (mm):	174 x 154 x 135 (L x W x H)
Weight:	approx. 3.45 kg
Power supply:	230 V, 50 Hz
Power consumption:	200 W (255 W)
Temperature range:	Adjustable temperature range 100°C - 550°C (210°F - 999°F), depending on tool
Temperature accuracy / Temperature stability:	± 9°C (± 17°F) / ±2°C (± 4°F)
Potential equalization:	via 3.5 mm jack socket on the back of the device
Housing material:	Aluminum base with antistatic black coating; antistatic plastic case

dpv*link* 14792

Article	Type
534.203.99	**WX 2 supply unit** digital control technology, temperature range 100°C-550°C, maximum power 255 W incl. power cable and software CD

WX 2012 ULTRA MS soldering station

Soldering station digital 255 W for demanding soldering application and largest components with military standard, with soldering iron WXUP MS (150 W)

consisting of:

534.203.99	WX 2	Supply unit
529.230.99	WXUP MS	Ultra soldering iron 150 W, 24 V with soldering tip RTU032SMS
515.174.99	WSR 200	Safety rest

dpv*link* 24426

Article	Type
534.226.72	**WX 2012 ULTRA MS soldering station**

DPV ELEKTRONIK
dpv*link* - Produkte schnell finden!
www.compumet.ch
z.B.: dpv*link* 21010 → dpv*link* 21010

WX 2011 PICO MS soldering station

Soldering station digital 255 W for miniature works under a microscope with military standard, with soldering iron WXPP MS (40 W)

consisting of:

534.203.99	WX 2	Supply unit
529.228.99	WXPP MS	Pico soldering iron 40 W, 12 V with soldering tip RTP004SMS
515.182.99	WSR 208	Safety rest
5SA	5SA	Precision tweezers
	SAC M1	Solder wire, 0.2 mm

dpv*link* 24428

Article	Type
534.226.71	**WX 2011 PICO MS soldering station**

WX 2010 MICRO MS soldering station

Soldering station digital 255 W for standard and micro-soldering application with military standard, with soldering iron WXMP MS (55 W)

consisting of:

534.203.99	WX 2	Supply unit
529.213.99	WXMP MS	Micro-soldering iron 40 W, 12 V with soldering tip RTM013SMS
515.174.99	WSR 200	Safety rest

dpv*link* 24430

Article	Type
534.226.70	**WX 2010 MICRO MS soldering station**

WX 2020 Soldering station

Work bench controller soldering station digital 255 W, with 2 x high-power soldering irons WXP 120 (120 W)

consisting of:

534.206.99	WX 2	Supply unit
529.201.99	2 x WXP 120	High-power soldering iron with soldering tip XT B
515.121.99	2 x WDH 10	Safety rest

dpv*link* 14797

Article	Type
534.213.99	**WX 2020 soldering station**

WX 2021 Soldering station

Work bench controller soldering station digital 255 W, with WXMT micro desoldering tweezers (2 x 40 W) and WXMP micro soldering iron (40 W)

consisting of:

534.206.99	WX 2	Supply unit
513.177.99	WXMT	Micro soldering tweezers with soldering tip RTW 2
515.169.99	WDH 60	Safety rest
529.203.99	WXMP	Micro soldering iron with RT 3 soldering tip
515.156.99	WDH 50	Safety rest

dpv*link* 14800

Article	Type
534.223.99	**WX 2021 Soldering station**

WE soldering station

WE 1010 soldering station

Just switch on the new WE soldering station and start soldering. Weller introduces a new soldering station designed for education, professional users as well as for cable manufacturing. It offers many software features of a professional soldering station, is easy to operate and keeps down costs.

1-channel soldering station, digital 70 W, 230 V, with soldering iron WEP 70

- 70 W soldering iron wih ergonomic design and toolless tip change
- temperature range 100°C - 450°C
- ESD-safe soldering station, soldering iron and heat-resistant silicone cable
- utilisation of ET soldering tips
- standby mode and automatic setback protects tools and environment
- password-protected to preserve all settings
- temperature stability and lock protects soldering tips and components, constantly high quality with stable soldering results
- antistatic housing
- dimensions: 150 x 120 x 98 mm (L x W x H)

consisting of:

WE 1 soldering station 230V
WEP 70 soldering iron 70 W, 23 V with soldering tip ET A
PH 70 safety rest

dpv*link* 21547

Article	Type
532.986.99	**WE 1010 soldering station** Temperature range 100°C - 450°C, max. power 70 W

DPV ELEKTRONIK
Weitere Artikel finden Sie unter www.compumet.ch

Automatic wire feeder

FlowinSmart wire feeding system

Automatic wire feeder for effective, manual soldering processes. As a "helping hand" FlowinSmart allows a perfect soldering result due to an equal additon of the quantity of solder exactly preset at the device. By use of different modes (timer and pluse mode) the required amount of solder gets to the soldering point and a consistent and reproducible result is assured with every soldering process. FlowinSmart is ideal for efficient working e.g. on printed circuit boards, cable harnesses, plugs or switches.

At a glance:

- amount of solder can be preset for an effective manual soldering process
- precise wire feeding
- superior soldering quality
- adhesive internal faces of the feeding tune: no gluing of the flux, reduction of maintenance costs
- Start-Stop/Standby funcion
- Pulse - or Timer mode

Technical data

Total weight (without solder wire):	680 g
Max. weight of wire roll:	1 kg
Available wire diameter:	0.5 - 1 mm
Standard diameter:	0.8 mm
Feeding adjustable from:	1mm/s - 27.5 mm/s

dpv*link* 19251

Article	Type
513.906.99	**WTSF 80 Feeding unit** Soldering iron 80W with integrated wire feeding, soldering tip LT-B 2.4mm solder wire 0.5 - 1.0 mm suitable for soldering stations WD 1, WD 1M, WR 2, WR 3M, WS 81, WSD 81i, WSD 121
513.907.99	**WTSF 120 Feeding unit** Soldering iron 120W with integrated wire feeding, soldering tip LT-B 2.4mm solder wire 0.5 - 1.0 mm suitable for soldering stations WD 1M, WR 2, WR 3M, WSD 121
513.911.99	**WXSF 120 Feeding unit** Soldering iron 120W with integrated wire feeding, soldering tip LT-B 2.4mm solder wire 0.5 - 1.0 mm suitable for soldering stations WX 1, WX 2, WXA 2, WXD 2, WXR 3

Desoldering stations

All desoldering stations are versatile due to their automatic tool recognition. All Weller soldering and desoldering devices, up to 80W power, can be connected to the stations. They are all equipped with vacuum to absorb solder, most of them additionally with a hot air function for the soldering and desoldering of mainly SMD components. The desoldering irons can be equipped with various nozzles, as well as special desoldering heads.

The vacuum is activated by a finger switch and the solder is collected in integrated collecting box. When using SMD desoldering heads, the component is lifted with the integrated vacuum. The hot air iron (HAP) is used for soldering with paste or for desoldering. In this case, smaller components can be evenly heated with the standard nozzle; however, larger devices can be desoldered with a suitable nozzle.

WXR3030 Rework station

Multi-digital 3-channel-desoldering station with soldering iron WXP 65, desoldering iron WXDP 120 and hot-air iron WXHAP 200:

- Use as benchtop controller e.g. extractor systems Zero Smog
- Intelligent power management
- Simultaneous operation of three soldering tools
- All intelligent WX tools may be connected
- Illuminated graphic display
- Multilingual menu guidance
- Automatic tool recognition of the power unit

Technical Data:

Dimensions (mm):	273 x 235 x 102 (L x W x H)
Weight:	ca. 6,7 kg
Mains supply voltage:	230 V, 50 Hz / 120 V, 60 Hz
Power consumption:	420 W (600 W)
Temperature range:	Adjustable 100° C - 450° C Controllable temperature range is tool-dependent
Temperature accuracy / Temperature stability:	± 9° C tool-dependent (WXHAP ± 30° C)
Equipotential bonding:	Via 3.5 mm pawl socket on back of unit
Housing:	Antistatic, Safety class I

Scope of delivery:

535.006.99	WXR 3	Power unit
527.119.99	WXHAP 200	Hot air iron
515.152.99	WDH 30	Safety rest
513.201.99	WXDP 120	Desoldering iron
515.172.99	WDH 70	Safety rest
587.658.01	PDN	Pliers Desoldering Nozzle
529.184.99	WVP	Vacuum Pick-Up
529.211.99	WXP 65	Soldering iron
515.121.99	WDH10	Safety rest

dpv*link* 18243

Article	Type
535.016.99	**WXR 3030 Rework station multi-digital**

DPV ELEKTRONIK
dpv*link* - Produkte schnell finden!
www.compumet.ch
z.B.: dpv*link* 21010 → dpv*link* 21010

WXR 3031 Rework station

Multi-digital 3-channel desoldering station with soldering iron WXP 120, WXDV 120 soldering iron and hot-air iron WXHAP 200:

- Use as benchtop controller e.g. extractor systems Zero Smog
- Intelligent power management
- Simultaneous operation of three soldering tools
- All intelligent WX tools may be connected
- Illuminated graphic display
- Multilingual menu guidance
- Automatic tool recognition of the power unit

Technical Data:

Dimensions (mm):	273 x 235 x 102 (L x W x H)
Weight:	ca. 6,7 kg
Mains supply voltage:	230 V, 50 Hz / 120 V, 60 Hz
Power consumption:	420 W (600 W)
Temperature range:	Adjustable 100° C - 450° C Controllable temperature range is tool-dependent
Temperature accuracy / Temperature stability:	± 9° C tool-dependent (WXHAP ± 30° C)
Equipotential bonding:	Via 3.5 mm pawl socket on back of unit
Housing:	Antistatic, Safety class I

Scope of delivery:

535.006.99	WXR 3	Power unit
527.119.99	WXHAP 200	Hot air iron
515.152.99	WDH 30	Safety rest
513.202.99	WXDP 120	Desoldering iron
515.172.99	WDH 70	Safety rest
587.658.01	PDN	Pliers Desoldering Nozzle
529.184.99	WVP	Vacuum Pick-Up
529.201.99	WXP 120	Soldering iron
515.121.99	WDH10	Safety rest

dpv*link* 18262

Article	Type
535.026.99	**WXR 3031 Rework station multi-digital**

WXR 3032 Rework station

Multi-digital 3-channel desoldering station with soldering iron WXP 65, WXDV 120 soldering iron and hot-air iron WXHAP 200:

- Use as benchtop controller e.g. extractor systems Zero Smog
- Intelligent power management
- Simultaneous operation of three soldering tools
- All intelligent WX tools may be connected
- Illuminated graphic display
- Multilingual menu guidance
- Automatic tool recognition of the power unit

Technical Data:

Dimensions (mm):	273 x 235 x 102 (L x W x H)
Weight:	ca. 6,7 kg
Mains supply voltage:	230 V, 50 Hz / 120 V, 60 Hz
Power consumption:	420 W (600 W)
Temperature range:	Adjustable 100° C - 450° C Controllable temperature range is tool-dependent
Temperature accuracy / Temperature stability:	± 9° C tool-dependent (WXHAP ± 30° C)
Equipotential bonding:	Via 3.5 mm pawl socket on back of unit
Housing:	Antistatic, Safety class I

Scope of delivery:

535.006.99	WXR 3	Power unit
527.119.99	WXHAP 200	Hot air iron
515.152.99	WDH 30	Safety rest
513.204.99	WXDV 120	Desoldering iron
515.153.99	WDH 40	Safety rest
587.658.01	PDN	Pliers Desoldering Nozzle
529.184.99	WVP	Vacuum Pick-Up
529.211.99	WXP 65	Soldering iron
515.121.99	WDH10	Safety rest

dpv*link* 18267

Article	Type
535.036.99	**WXR 3032 Rework station multi-digital**

DPV ELEKTRONIK

Weitere Artikel finden Sie unter www.compumet.ch

WXD 2 Supply unit

Supply unit digital 255 W, 230 V
High-power soldering and desoldering station with 2 independent channels and automatic tool recognition for WX tools

- Compressed-air system for a stable desoldering, high vacuum for constant desoldering results
- Simple exchange of the air filter, input and output filter quickly exchangeable
- Very fast preheating of the desoldering iron (40 s from 50°C to 350°C)
- Control panel with 6 touch keys and turn-and-click wheel with finger guide made of real glass (antistatic coating, resistant to chemicals and temperatures)
- Multilingual display and menu navigation in 7 languages (D, GB, F, I, ES, P, CN)
- Graphic LC display, backlit
- Unique iron calibration (parameter memory)
- Parameterization, monotoring and updates via USB stick
- Precise control by digital data transfer
- ESD safe

Technical data:

Dimensions (mm):	170 x 151 x 130 (L x W x H)
Weight:	approx. 3.2 kg
Supply voltage:	230 V, 50 Hz
Power consumption:	200 W (255W)
Temperature range:	adjustable temperature range 50°C - 550°C (depending on tool)
Temperature accuracy/ Temperature stability:	± 9°C / ± 2°C
Compressed air:	Inlet pressure 400 - 600 kPA (58-87 psi) oil-free, dry compressed air
Compressed-air converter:	air consumption 35l/min max. vacuum 55kPA (8 psi)
Compressed-air connection:	Compressed-air hose external diameter 6 mm (0.24")
Potential equalization:	via 3.5 mm jack socket on the back of the device
Housing material:	Aluminum base with black antistatic coating; antistatic plastic housing

dpv*link* 16453

Article	Type
534.263.99	**WXD 2 supply unit** digital control technology, temperature range 50°C-550°C, max. power 255 W incl. power cable and software CD

WXD 2010 Soldering station

Soldering and desoldering station digital 255 W, with desoldering iron WXDP 120 (120 W)

consisting of :

534.266.99	WXD 2	Supply unit
513.201.99	WXDP 120	Desoldering iron
515.172.99	WDH 70	Safety rest with brass wool

dpv*link* 16457

Article	Type
534.283.99	**WXD 2010 Soldering station**

WXD 2020 Soldering station

Soldering and desoldering station digital 255 W, with desoldering iron WXDP 120 (120 W) and soldering station WXP 120 (120 W)

consisting of:

534.266.99	WXD 2	Supply unit
513.201.99	WXDP 120	Desoldering iron
515.172.99	WDH 70	Safety with brass wool
529.202.99	WXP 120	Soldering iron
515.121.99	WDH 10	Safety rest with wool

dpv*link* 16460

Article	Type
534.293.99	**WXD 2020 soldering station**

Accessories WX

Accessories for soldering station WX

dpv*link* 14846

	Article	Type
	587.647.10	**WX connection cable** for the interconnection of two WX stations to each other. Is required for remote control 587.359.09
	587.647.11	**WX adapter for PC** for the connection of a WX station with PC (WX cable additionally required)
	587.647.12	**WX adapter for WFE and WHP** for the connection of a WX station with WFE soldering fume extraction systems or WHP preheating plates (WX cable additionally required)

DPV ELEKTRONIK

dpv*link* - Produkte schnell finden!
www.compumet.ch
z.B.: dpv*link* 21010 → dpv*link* 21010

WXP 65 - Set

With the intelligent soldering tool WXP 65 an optimum of performance is achieved with a maximum power of only 65 Watts and so it is the suitable tool for fine soldering works requiring more heat.

- Works with XNT-"Fast Response" soldering tips
- Improved heat transfer by soldering tips with optimized sensor position
- Processing of measured data directly in the handle
- Sensor for recognition of the tool used (Stop + Go function)
- Individual calibration of the soldering iron independently of the base station
- Adjustment of tool-specific parameters directly in the iron
- Internal data memory
- LED ring light for optical process control

Scope of delivery of the set:

Soldering iron WXP 65 + soldering tip XNT 1	529 211 99
Safety rest WDH 10	515 121 99
appropriate soldering tips	**XNT series**

dpv*link* **15694**

Article	Type
529.211.99	**WXP 65 soldering iron 65 W** with soldering tip XNT 1

WXP 80 - Set

NEU

With the intelligent soldering tool WXP 80 an optimum of performance is achieved with a maximum power of only 80 Watts and so it is the suitable tool for fine soldering works requiring more heat.

- intelligent soldering iron 80W, 24 V
- parameter logging in the iron e.g. stand-by temperatures, automatic switch-off time
- reduction of the consumption costs (heating element and soldering tips) due to sensor
- Silver-Line heating technology in the slim iron
- for universal soldering tasks with WX soldering stations
- very fast and precise heating up
- for medium components requiring much energy
- visual process control with LED signal function

Scope of delivery of the set:

Soldering iron WXP 80 + soldering tip LT B	529 208 99
Safety rest WDH 10	515 121 99
appropriate soldering tips	**XNT series**

dpv*link* **25576**

Article	Type
529.209.99	**WXP 80 - Set** with soldering tip LT B
529.208.99	**WXP 80 soldering iron 80 W** with soldering tip LT B

WXP 120 - Set

The intelligent high-power soldering iron WXP 120 with 120 W was specifically developed and designed for the use with the WX2 soldering station. The data memory integrated in the WXP 120 allows the individual, application-oriented adjustment of tool-specific parameters, independently of an associated base station. A processing of the measured values is done directly in the handle. A use sensor detects movement as well as application in a cost-effective way. The LED ring light allows an optical process control. Suitable for soldering stations WX.

- Works with Weller advanced sensor technology soldering tips
- Processing of measured data directly in the handle
- Spring-loaded tip sleeve for optimal heat transfer
- Sensor for recognition of the tool used (Stop + Go function)
- Individual iron calibration independently of the base station
- Adjustment of tool-specific parameters directly in the iron
- Internal data memory
- LED ring light for optical process control

Scope of delivery of the set:

Soldering iron WXP 120 + XT soldering tip B	529 201 99
Safety rest WDH 10	515 121 99
appropriate soldering tips	**XT series**

dpv*link* **14803**

Article	Type
529.202.99	**WXP 120 Set** Power 120 W
529.201.99	**WXP 120 soldering iron 120 W** with soldering tip XT B

WXP 200 - Set

The most powerful iron among the WX tools. With its 200 Watt it is ideal for soldering work with requiring higher heat e.g. for LED backplanes or solar applications. Suitable for soldering stations WX.

- Works with Weller advanced sensor technology soldering tips
- Processing of measured data directly in the handle
- Spring-loaded tip sleeve for optimal heat transfer
- Sensor for recognition of the tool used (Stop + Go function)
- Individual iron calibration independently of the base station
- Adjustment of tool-specific parameters directly in the soldering iron
- Internal data memory
- LED ring light for optical process control

Scope of delivery of the set:

Soldering iron WXP 200 + soldering tip XHT D	529 205 99
Safety rest WDH 31	515 158 98
appropriate soldering tips	**XHT series**

dpv*link* **15038**

Article	Type
529.205.99	**WXP 200 soldering iron 200 W** with soldering tip XHT D
529.206.99	**WXP 200 Set** Power 200 W

DPV ELEKTRONIK

Weitere Artikel finden Sie unter www.compumet.ch

WXMP-Set

The WXMP micro soldering iron achieves his operating temperature in a very short time. A data memory integrated in the tool allows the calibration of tool-specific parameters. A use sensor detects movement as well as use in a cost-effective way. Suitable for soldering stations WX.

- Active soldering tip for optimum heat transfer
- Processing of measured data in the handle
- Extremely short preheating times
- Cost efficiency by sensor for recognition of the use (Stop + Go function)
- Individual iron calibration independently of the base station
- Simple, fast tip exchange

Scope of delivery of the set:

Micro soldering iron WXMP	529 203 99
Soldering tip RT 3	544 603 99
Safety rest WDH 51	515 156 99
appropriate soldering tips	**RT series**

dpv*link* 14818

Article	Type
529.204.99	**WXMP Set** Power 40 W
529.203.99	**WXMP micro soldering iron handpiece** Power 40 W

WXDP 120 - Set

The intelligent desoldering iron WXDP 120 with 120 W was specifically developed and designed for the use with the WXDP soldering stations. The data memory integrated in the WXDP 120 allows the individual, application-oriented adjustment of tool-specific parameters, independently of an associated base station. A use sensor detects movement as well as application in a cost-effective way. The LED ring light allows an optical process control. Suitable for soldering stations WXD.

- Practical finger switch for activating the vacuum
- Short preheating times - ready to use in only 35 s (20 s from standby mode)
- Extended nozzle shaft prevents a clogging of the extraction tube
- Quick exchange of the solder cartridge via bayonet lock
- Sensor for the recognition of the tool used (Stop + Go function)
- Individual iron calibration independently of the base station
- Internal data memory
- Adjustment of tool-specific parameters directly in the iron
- LED ring light for optical process control

Scope of delivery of the set:

Soldering iron WXDP 120	513 201 99
Safety rest WDH 70	515 172 99
appropriate soldering tips	**XDS series**

dpv*link* 16463

Article	Type
513.201.99	**WXDP 120 desoldering iron 120 W**
513.202.99	**WXDP 120 Set** Power 120 W

WR 2002 Desoldering station

Multi digital desoldering station with desoldering iron DSX 80 and soldering iron WP 80:

- Hot air, soldering and desoldering irons can be connected
- Automatic tool recognition of the supply unit
- Built-in rotary vane pump for vacuum and air flow generation
- Freely programmable button for recurring features

Technical data:

- Max. power of the supply unit: 300 W
- Dimensions in mm: 273 x 235 x 102 (L x W x H)
- Supply voltage: 230 V / 50 Hz
- Protection class: 1 and 3
- 2 channels
- Temperature: 50°C - 550°C
- Soldering iron: 50°C - 550°C
- Desoldering iron: 50°C – 450°C
- Hot air iron: 50°C - 550°C
- Pump: (intermittent duty (30 / 30) s) max. vacuum 0.7 bar, max. flow rate 18 l/min, hot air max 10 l/min
- Large LCD display
- Antistatic case

Scope of delivery:

WR 2 supply unit	533 776 99
WP 80 soldering iron 80 W + soldering tip LTB	529 180 99
WDH 10T safety rest with Stop + Go function	515 152 99
DSX 80 desoldering iron 80 W + desoldering nozzle DX 113HM	513 190 99
WDH 30 comfort rest	515 152 99

dpv*link* 14636

Article	Type
533.806.99	**WR 2002 Desoldering station**

DPV ELEKTRONIK
dpv*link* - Produkte schnell finden!
www.compumet.ch
z.B.: dpv*link* 21010 → dpv*link* 21010

WR 2000A Desoldering station

Multi digital desoldering station with hot air iron HAP1 and pump:

- Hot air, soldering and desoldering irons can be connected
- Automatic tool recognition of the supply unit
- Built-in rotary vane pump for vacuum and air flow generation
- Freely programmable button for recurring features

Technical data:

- Max. power of the supply unit: 300 W
- Dimensions in mm: 273 x 235 x 102 (L x W x H)
- Supply voltage: 230 V / 50 Hz
- Protection class: 1 and 3
- 2 channels
- Temperature: 50°C - 550°C
- Soldering iron: 50°C - 550°C
- Desoldering iron: 50°C – 450°C
- Hot air iron: 50°C - 550°C
- Pump: (intermittent duty (30 / 30) s) max. vacuum 0.7 bar, max. flow rate 18 l/min, hot air max. 10 l/min
- Large LCD display
- Antistatic case

Scope of delivery:

WR 2 supply unit	533 776 99
HAP 1 hot air iron 100W + hot air nozzle R06	527 115 99
WDH 30 comfort rest	515 152 99

dpv*link* 14630

Article	Type
533.786.99	**WR 2000A Desoldering station**

WR 2000D Desoldering station

Multi digital desoldering station with soldering iron DSX 80 and pump:

- Hot air iron, soldering iron and desoldering iron can be connected
- Automatic tool recognition of the supply unit
- Built-in rotary vane pump for vacuum and air flow generation
- Freely programmable button for recurring features

Technical data:

- Max. power of the supply unit: 300 W
- Dimensions in mm: 273 x 235 x 102 (L x W x H)
- Supply voltage: 230 V / 50 Hz
- Protection class: 1 and 3
- 2 channels
- Temperature: 50°C - 550°C
- Soldering iron: 50°C - 550°C
- Soldering iron: 50°C – 450°C
- Hot air iron: 50°C - 550°C
- Pump: (intermittent duty (30 / 30) s) max. vacuum 0.7 bar, max. flow rate 18 l/min, hot air max. 10 l/min
- Large LCD display
- Antistatic case

Scope of delivery:

WR 2 supply unit	533 776 99
DSX 80 desoldering iron 80 W + desoldering nozzle DX 113HM	513 190 99
WDH 30 comfort rest	515 152 99

dpv*link* 14633

Article	Type
533.796.99	**WR 2000D Desoldering station**

DPV ELEKTRONIK

Weitere Artikel finden Sie unter www.compumet.ch

WR 3000M Desoldering station vertical

Multi-digital 3-channel desoldering station with soldering iron WP 80, desoldering iron DXV 80 and hot air iron HAP 200:

- Desoldering iron DXV 80 for vertical repair tasks
- All high-speed micro tools can be connected
- Hot air iron, soldering iron and desoldering iron
- Comprehensive PC software
- Automatic tool recognition of the supply unit

Technical data:

- Max. power of the supply unit: 420 W
- Potential equilization is possible, delivery state hard grounded
- Dimensions in mm: 237 x 235 x 102 (L x W x H)
- Weight: 6.7 kg
- Supply voltage: 230 V / 50 Hz
- Protection class: 1 and 3
- 3 channels
- Temperature control of channels: soldering iron 50°C - 550°C
- Temperature accuracy: +/-9 ° C
- Temperature stability: +/-2 ° C
- Pump: (intermittent duty (30 / 30) s) max. vacuum 0.7 bar, max. flow rate 18 l/min, hot air max 15 l/min
- Large LCD display
- Antistatic case
- USB interface

Scope of delivery:

WR 3M supply unit	533 666 99
HAP 200 hot air iron 200 W	527 116 99
2 x WDH 30 comfort rest	515 152 99
DXV 80 desoldering iron + suction nozzle DX 113HM	513 180 99
WP 80 soldering iron with soldering tip LT B	529 180 99
WDH 10 comfort rest	515 121 99
Vacuum pipette	529 184 99

dpv*link* 9606

Article	Type
533.683.99	**WR 3000M Desoldering station**

WRK Reflow system set

The desoldering system allows the soldering/desoldering of large SMD components up to 30 x 30 mm. It is connectable to the additional WR 3M vacuum channel (pick up).

Consists of:
Desoldering case each once 33 x 33 mm, 27 x 27 mm, 24 x 24 mm, 20 x 20 mm, 15.5 x 15.5 mm, 12.5 x 12.5 mm, 10 x 10 mm, vacuum pick-up 4.5 mm, vacuum pick-up 10 mm, tripod pick-up and nozzle holder.

dpv*link* 9611

Article	Type
515.155.99	**WRK Reflow system complete**
587.617.30	**WRK Set Reflow system** 33 x 33 mm / 24 mm x 24 mm
587.617.31	**WRK Set Reflow system** 27 x 27 mm / 20 mm x 20 mm
587.617.32	**WRK Set Reflow system** 18 x 18 mm / 15.5 mm x 15.5 mm / 12.5 x 12.5 mm / 10 mm x 10 mm

WR 3000M Desoldering station horizontal

Multi-digital 3-channel desoldering station with soldering iron WP 80, desoldering iron DSX 80 and hot air iron HPA 200:

- Desoldering iron DSX 80 for horizontal soldering tasks
- All high-speed micro tools can be connected
- Hot air iron, soldering iron and desoldering iron
- Comprehensive PC software
- Automatic tool recognition of the supply unit

Technical data:

- Max. power of the supply unit: 420 W
- Potentional equalization is possible, delivery state hard grounded
- Dimensions in mm: 237 x 235 x 102 (L x W x H)
- Weight: 6.7 kg
- Supply voltage: 230 V / 50 Hz
- Protection class: 1 and 3
- 3 channels
- Temperature control of channels: soldering iron 50°C - 550°C
- Temperature accuracy: +/-9 ° C
- Temperature stability: +/-2 ° C
- Pump: (intermittent duty (30 / 30) s) max. vacuum 0.7 bar, max. flow rate 18 l/min, hot air max. 15 l/min
- Large LCD display
- Antistatic case
- USB interface

Scope of delivery:

WR 3M supply unit	533 666 99
HAP 200 hot air iron 200 W	527 116 99
WDH 30 comfort rest	515 152 99
WDH 40 comfort rest	515 153 99
DSX 80 inline desoldering iron	513 190 99
WP 80 soldering iron with soldering tip LT B	529 180 99
WDH 10 comfort rest	515 121 99
Vacuum pipette	529 184 99

dpv*link* 9603

Article	Type
533.686.99	**WR 3000M Desoldering station**

WR 3000M ER Desoldering station

Multi-digital 3-channel desoldering station with soldering iron WP 120, desoldering iron DSX 120 and hot air iron HPA 200:

- All high-speed micro tools can be connected
- Hot air iron, soldering iron and desoldering iron
- Comprehensive PC software
- Automatic tool recognition of the supply unit

Technical data:

- Max. power of the supply unit: 420 W
- Potentional equalization is possible, delivery state hard grounded
- Dimensions in mm: 237 x 235 x 102 (L x W x H)
- Weight: 6.7 kg
- Supply voltage: 230 V / 50 Hz
- Protection class: 1 and 3
- 3 channels
- Temperature control of the channels: soldering iron 50°C - 550°C
- Temperature accuracy: +/-9°C
- Temperature stability: +/-2°C
- Pump: (intermittent duty (30 / 30) s) max. vacuum 0.7 bar, max. flow rate 18 l/min, hot air max. 15 l/min
- Large LCD display
- Antistatic case
- USB interface

Scope of delivery:

WR 3M supply unit	533 666 99
HAP 200 soldering iron 200 W	527 116 99
2 x WDH 30 safety rest	515 152 99
DSX 120 desoldering iron + suction nozzle XDS 1	513 198 99
WP 120 soldering iron 120 W	529 193 99
WDH 10 safety rest	515 121 99

dpv*link* **16570**

Article	Type
533.688.70	**WR 3000M ER Desoldering station**

WVP Vacuum pipette

By means of the WVP vacuum pipette, components can be moved easily and safely. The housing is antistatic, the vacuum nipples are available in 2 different sizes. The desoldering system can be connected to the additional vacuum channel (pick up) of the supply unit WR 3M.

dpv*link* **9893**

Article	Type
529.184.99	**WVP vacuum pipette**

WXMT-Set

The WMRT micro soldering tweezers allows a precise soldering and desoldering of very small SMD components by pairwise, parallel adjusted soldering tips. A data memory integrated in the tool facilitates the calibration of tool-specific parameters. A use sensor detects movement as well as use in a cost-effective way.
Suitable for soldering stations WX.

- Active soldering tip for optimum heat transfer
- Processing of measured data in the handle
- For the soldering/desoldering of a very small SMD micro components in a single operation
- Extremely short preheating times
- Cost efficiency by sensor for recognition of the use (Stop + Go function)
- Individual iron calibration independently of the base station
- Mechanically pre-adjusted tip pairs

Scope of delivery of the set:

Micro soldering tweezers WXMT	513 177 99
Pair of soldering tips RTW 2	544 652 99
Safety rest WDH 60	515 169 99
appropriate soldering tips	**RTW series**

dpv*link* **14810**

Article	Type
513.178.99	**WXMT Set** Power 2 x 40 W
513.177.99	**WXMT Micro desoldering tweezers** (without tips) Power 2 x 40 W
515.169.99	**Safety rest WDH 60**

Weitere Artikel finden Sie unter www.compumet.ch

Hot-air devices



Soldering with hot air does not take place with conventional solder, but using solder paste. The solder paste is applied on the solder joint with appropriate dispensers. The soldering process is made contactlessly with hot air. Some specifics have to be considered also during the desoldering process with hot air. Smaller components are evenly heated with the hot air pencil, and then lifted. There is a wide range of offered nozzles for the desoldering of larger components. First, in stand-by mode, the component is gently preheated with contact heat by a plate that is built into a nozzle. Then, the full heating capacity with higher air flow is switched on for only a few seconds. The air flow is directed exactly to the component connections due to the construction of the nozzle. The device can be lifted with the built-in vacuum (WHA 3000V / WHA 3000P) or with a vacuum pipette. The vacuum is configured in such a way that the device can be lifted, but there is no danger to remove pads of the printed circuit board by too much traction. So desoldering with hot air is a gentle process for the component as well as for the PCB. There are no thermal or mechanical damages.

WXA 2010 Set

2-channel supply unit 200 W (255 W) / 230 V, with WXHAP 200 hot-air iron (200 W)

consisting of:

534.256.99	WXA 2	2-channel supply unit 200 W (255 W)
527.119.99	WXHAP 200	hot-air iron 200 W
587.278.22	R 06	hot-air nozzle R 06 round 3.0 mm
515.152.99	WDH 30	safety rest with brass wool
587.278.21	R 04	hot-air nozzle round 1.2 mm

Weller has the perfect solution for hot-air and soldering tasks!
The hot-air set of the WX generation is completely ESD safe and protects therefore the soldering workstation and electric components. Useable in EPA areas. Stepless adjustment of the air amount in %, compressed air operation (external supply with compressed air). Max. amount of hot air (20l/min) at 6 bar. Air amount is digitally shown. Simultaneous operation of two soldering tools - all WX - tools can be connected.

dpv*link* 17748

Article	Type
534.303.99	**WXA 2010 Set**

WTHA 1

Hot air station WTHA 1 with built-in pump

1-channel supply unit 900 W / 230 V with integrated hot air iron.
Simple and compact rework station with detailed LC display. A self-explanatory user guidance provides an intuitive operation. The soldering stations WT 1 and WT 1H can be stacked onto the hot-air station WTHA 1. Upt to 5 temperature profils can be stored and run through a sequential series.

dpv*link* 19977

Article	Type
531.733.99	**WTHA 1** Temperature range 50°C - 600°C Air quantity 5 l/min - 60 l/min power 900 W Protection class 1, dimensions: 210 x 160 x 125 mm ESD safe

WAD 101 Hot-air station

The WAD 101 hot-air station is equipped with a digital circuit for a precise temperature control.

The built-in microprocessor circuit recognizes automatically all Weller soldering irons and determines the respectively optimal control parameters.

WAD 101 hot air station (compressed air operation)

Scope of delivery:	
Supply unit	
HAP 1 hot air iron + hot gas nozzle R06	527 115 99
Rest KH 27	515 027 99
R04 hot gas nozzle ø 1.2 mm	587 278 21

dpv*link* 3876

Article	Type
532.666.99	**WAD 101 Hot air station (compressed air operation)** Compressed air or nitrogen connection required, temperature range: 50°C - 550°C hot air, 50°C - 450°C soldering iron, air quantity 6 l/min, power 100 W

WHA 3000P Hot air station

Built-in turbine, so independent of compressed air. Digital control electronics, LCD display, manual or automatic operation, RS 232 interface for control via PC, connection for external sensor, max. nozzle vacuum -0.6 bar, safety rest with Stop + Go function, protection class 1.

Hot air station WHA 3000P with built-in pump

Scope of delivery:

- Supply unit (230V) with built-in turbine
- HAP 3000, hot air pencil with NQ 30 nozzle
- AKT 30, safety rest with Stop + Go function

dpv*link* 6816

Article	Type
533.346.99	**WHA 3000P Hot air station** Temperature range 50°C - 550°C, air quantity 5 - 10 l/min, power 700 W, meets all the ESD requirements

WHA 3000V Hot air station

Requires 4-6 bar compressed air or protective gas supply. Digital control electronics, LCD display, manual or automatic operation, RS 232 interface for control via PC, connection for external sensor, max. nozzle vacuum - 0.6 bar, safety rest with Stop + Go function, protection class 1.

WHA 3000V hot air station (compressed air or protective gas operation)

Scope of delivery:

- Supply unit (230V) with built-in turbine
- HAP 3000, hot air iron with NQ 30 nozzle
- AKT 30, safety rest with Stop + Go function

dpv*link* 6815

Article	Type
533.366.99	**WHA 3000V Hot air station (compressed air operation)** Temperature range 50°C - 550°C, Air flow 5 - 10 l/min, power 700 W meets all the ESD requirements

Accessories for hot-air stations

dpv*link* 3874

Article	Type
513.120.99	**Foot switch 1-step**
515.048.99	**Nozzle rest 6-fold**

Preheating plate WHP 80

Technical data:

galvanic separation of the heating plate from the network
Size heated surface:
80 x 50 mm
Temperature range:
50 °C - 200 °C ESD safe

dpv*link* 3816

Article	Type
527.028.99	**WHP 80 Preheating plate 80 W** Connection to: WS 81, WSD 81, WSD 161, WSD 151, WMD 1D, WMD 3

Preheating plate WHP 1000



WHP 1000 preheating plate 1000 W, 230 V, 220 x 150 mm

- heated surface 220 x 150 mm
- temperature range 50°C - 300°C
- ESD safe

dpv*link* 13775

Article	Type
533.648.99	**Preheating plate WHP 1000** Preheating plate 1000W, 230V, 220 x 150 mm

Infrared preheating plate WHP 200

Infrared preheating plate 200 W / 230 V with easy fix PCB holder

- Digital display of nominal and actual temperature
- Digital control electronics
- Infrared high-temperature radiator for a fast and effective heating
- Heated surface 120 x 60 mm
- Temperature range 50°C – 400°C
- ESD safe
- 2 Easy Fix PCB holders

dpv*link* 13777

Article	Type
533.716.99	**WHP 200 infrared preheating plate** 200W/230V with Easy Fix PCB holders

Infrared preheating plate for WHP 3000

Digital display of nominal and actual temperature, digital control electronics, 3 infrared high-temperature radiator for a fast and efficient heating, 2 heating zones selectable, external sensor (accessory) connectable, RS 232 interface for the connection to WHA 3000 hot air station (control over WHA 3000P), temperature range 50° - 400°C, heated surface 120 x 190 mm or 190 x 245 mm, ESD safe.

dpv*link* 9624

Article	Type
533.386.99	**WHP 3000 - 600W** with 120 x 190 mm heated surface
533.646.99	**WHP 3000 - 1200W** with 190 x 245 mm heated surface

DPV ELEKTRONIK
Weitere Artikel finden Sie unter www.compumet.ch

Hot-air nozzles for HAP 1

Hot air nozzles for hot gas iron HAP 1

Weller

dpv*link* 4255

Article Type	
587.277.74	**F02 flat nozzle** 8.0 x 1.5 mm
587.277.73	**F04 flat nozzle** 10.5 x 1.5 mm
587.277.72	**F06 flat nozzle** 12.5 x 1.5 mm
587.277.76	**FD2 dual nozzle** Ø 1.5 x 8.0 mm
587.277.75	**FD4 dual nozzle** Ø 1.5 x 10.0 mm
587.278.23	**R02 round nozzle** Ø 0.8 mm
587.278.21	**R04 round nozzle** Ø 1.2 mm
587.278.22	**R06 round nozzle** Ø 3.0 mm
587.277.86	**R08 round nozzle, bent** Ø 2.5 mm
587.277.87	**R10 round nozzle** Ø 2.5 mm
587.277.79	**D04 hot air nozzle** 10.5 x 10.5 mm
587.277.82	**D06 hot air nozzle** 10.0 x 13.0 mm
587.277.81	**D08 hot air nozzle 2-fold** 15.0 x 10.0 mm
587.277.84	**D10 hot air nozzle** 10.0 x 18.0 mm
587.277.77	**Q02 hot air nozzle** 6.0 x 6.5 mm
587.277.78	**Q04 hot air nozzle** 6.0 x 9.0 mm
587.277.80	**Q06 Hot air nozzle 4-fold** 15.0 x 10.0 mm
587.277.83	**Q08 hot air nozzle** 12.5 x 15.0 mm
587.277.85	**Q10 hot air nozzle** 18.0 x 18.0 mm
587.278.08	**R01 measuring nozzle**

Hot-air nozzles for WHA 900, WHA3000

Round nozzles (without vacuum)

Weller

dpv*link* 4513

Article Type	
587.368.82	**Round nozzle NR 02** Ø 1.7 mm x 45°, bent (without vacuum)
587.368.81	**Round nozzle NR 04** Ø 2.5 mm (without vacuum)
587.368.67	**Round nozzle NR 05** Ø 4 mm (without vacuum), SO 8
587.368.70	**Round nozzle NR 10** Ø 7 mm (without vacuum)
587.368.83	**Round nozzle DR 05** Ø 2.5 mm x 9.5 mm (without vacuum)
587.507.70	**Round nozzle NRV 07** Ø 7.0 mm with vacuum for small components
587.507.72	**Round nozzle NRV 10** Ø 10.0 mm with vacuum for small components
587.507.74	**Round nozzle NRV 12** Ø 12 mm with vacuum for small components

Round nozzles 2 sides heated, type ND (with vacuum)

Weller

dpv*link* 4541

Article Type	
587.368.43	**Hot air nozzle ND 05** 10.7 x 10.7 mm, SO 14, SO 16
587.368.42	**Hot air nozzle ND 10** 14.0 x 10.0 mm, SOL 14, SOL 16, SOL 16-L, SOL 20, SOL-J 20
587.368.41	**Hot air nozzle ND 15** 19.0 x 12.0 mm, SOL 24, SOL-J 24, SOL 28, SOL-J 28
587.368.40	**Hot air nozzle ND 20** 21.5 x 14.8 mm, SOL 32

Round nozzles all 4 sides heated, type NQ (with vacuum)

Weller

dpv*link* 4547

Article Type	
587.368.39	**Hot air nozzle NQ 05** 10.7 x 10.7 mm, PLCC 20, LCCC 14, LCCC 24, C-QFP 24
587.368.18	**Hot air nozzle NQ 10** 14.8 x 14.8 mm, PLCC 28, QFP 44, LCCC 28, QFP 48
587.368.38	**Hot air nozzle NQ 15** 14.5 x 10.0 mm
587.368.37	**Hot air nozzle NQ 20** 15.5 x 13.0 mm
587.368.14	**Hot air nozzle NQ 25** 18.0 x 18.0 mm, PLCC 44, CLCC 44, PQFP 44, PQFP 64, QFP 64, QFP 60
587.507.21	**Hot air nozzle NQ 30** 17.5 x 23.5 mm, QFP 56, QFP 60, QFP 64, QFP 80, QFP 88, QFP 100

DPV ELEKTRONIK

dpv*link* - Produkte schnell finden!
www.compumet.ch
z.B.: dpv*link* 21010 → dpv*link* 21010

dpv*link* 4547

Article	Type
587.368.07	**Hot air nozzle NQ 35** 20.5 x 20.5 mm, PLCC 52, BQFP 84
587.368.04	**Hot air nozzle NQ 40** 26.0 x 26.0 mm, PLCC 68, CLCC 68, LCCC 80, BQFP 100, C-QFP 64
587.368.33	**Hot air nozzle NQ 45** 32.0 x 32.0 mm
587.368.91	**Hot air nozzle NQ 50** 36.0 x 36.0 mm, QFP 240
587.368.90	**Hot air nozzle NQ 55** 43.0 x 43.0 mm, CQFP 304

Soldering and desoldering tips

Inserts for WTA-50

Weller



dpv*link* 4561

Article	Type	Tip	Thickness
544.141.99	WTA 1, bent 45°	1.0 mm	0.5 mm
544.145.99	WTA 1S, bent 45°	0.5 mm	0.5 mm
544.146.99	WTA 2, bent 45°	3.0 mm	0.5 mm
544.147.99	WTA 3, bent 45°	6.0 mm	0.5 mm
544.143.99	WTA 4, bent 45°	12.5 mm	0.5 mm
544.144.99	WTA 5, bent 45°	18.5 mm	0.5 mm
544.152.99	WTA 11, vertical application	1.0 mm	0.5 mm
544.153.99	WTA 12, vertical application	3.0 mm	0.5 mm

Soldering tips (XNT series) for WXP 65

XNT Soldering tip chisel-shaped

Weller

for Weller soldering iron WXP 65

dpv*link* 15704

Article	Type	Tip	Thickness	Packing	Package size
544.851.99	XNT A	1.6 mm	0.4 mm	individually	1 piece
544.853.99	XNT D	4.0 mm	0.8 mm	individually	1 piece
544.856.99	XNT 6	1.6 mm	0.4 mm	individually	1 piece
544.857.99	XNT B	2,4 mm	0.8 mm	individually	1 piece
544.858.99	XNT C	3.2 mm	0.8 mm	individually	1 piece
544.859.99	XNT H	0.8 mm	0.4 mm	individually	1 piece
544.860.99	XNT K	1.2 mm	0.4 mm	individually	1 piece

XNT Soldering tip chisel-shaped slim

Weller



for Weller soldering iron WXP 65

dpv*link* 15712

Article	Type	Tip	Thickness	Packing	Package size
544.881.99	XNT 1SC	0.3 mm	0.1 mm	individually	1 piece
544.862.99	XNT 1SC	0.4 mm	0.15 mm	individually	1 piece

XNT Soldering tip chisel-shaped long

Weller

for Weller soldering iron WXP 65

dpv*link* 16514

Article	Type	Tip	Thickness	Packing	Package size
544.866.99	XNT L	2.0 mm	1.0 mm	individually	1 piece

XNT Soldering tip chisel-shaped, bent 30°

Weller

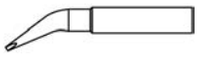

for Weller soldering iron WXP 65

dpv*link* 16508

Article	Type	Tip	Thickness	Packing	Package size
544.873.99	XNT HX	0.8 mm	0.4 mm	individually	1 piece
544.874.99	XNT 4X	1.2 mm	0.4 mm	individually	1 piece
544.864.99	XNT AX	1.6 mm	0.8 mm	individually	1 piece
544.882.99	XNT BX	2,4 mm	0.8 mm	individually	1 piece
544.883.99	XNT MX	3.2 mm	0.8 mm	individually	1 piece

XNT Soldering tip round

Weller

for Weller soldering iron WXP 65

dpv*link* 15714

Article	Type	Ø	Packing	Package size
544.870.99	XNT CS	3.2 mm	individually	1 piece
544.869.99	XNT AS	1.6 mm	individually	1 piece
544.850.99	XNT 1	0.25 mm	individually	1 piece

XNT Soldering tip round slim

Weller



for Weller soldering iron WXP 65

dpv*link* 15716

Article	Type	Ø	Packing	Package size
544.852.99	XNT 1S	0.2 mm	individually	1 piece

XNT Soldering tip round bent 30°

Weller



for Weller soldering iron WXP 65

dpv*link* 16511

Article	Type	Ø	Packing	Package size
544.865.99	XNT 1X	0.4 mm	individually	1 piece
544.875.99	XNT 1SLX	0.4 mm	individually	1 piece

XNT Soldering tip sloped 45°

Weller



for Weller soldering iron WXP 65

dpv*link* 15718

Article	Type	Ø	Packing	Package size
544.855.99	XNT 4	1.2 mm	individually	1 piece

XNT Soldering tip tapered long

Weller

for Weller soldering iron WXP 65

dpv*link* 16523

Article	Type	Ø	Packing	Package size
544.868.99	XNT S	0.4 mm	individually	1 piece

XNT Sloped blade tip

Weller

for Weller soldering iron WXP 65

dpv*link* 15759

Article	Type	Tip	Packing	Package size
544.863.99	XNT KN	2.0 mm	individually	1 piece

XNT Gullwing tip

Weller

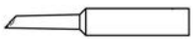

for Weller soldering iron WXP 65

dpv*link* 15720

Article	Type	Packing	Package size
544.854.99	XNT GW	individually	1 piece

DPV ELEKTRONIK

Weitere Artikel finden Sie unter www.compumet.ch

Soldering tips (XT series) for WP 120 + WXP 120

XT Soldering tip chisel-shaped

for Weller soldering irons WP 120 and WXP 120

dpv*link* 11340

Article	Type	Tip	Thickness	Packing	Package size
544.703.99	XT A	1.6 mm	0.7 mm	individually	1 piece
544.713.99	XT H	0.8 mm	0.4 mm	individually	1 piece
544.701.99	XT AL	1.6 mm	1.0 mm	individually	1 piece
544.704.99	XT B	2,4 mm	0.8 mm	individually	1 piece
544.738.99	XT B SL	2.5 mm	0.8 mm	individually	1 piece
544.705.99	XT C	3.2 mm	0.8 mm	individually	1 piece
544.706.99	XT D	4.6 mm	0.8 mm	individually	1 piece
544.707.99	XT E	5.9 mm	1.2 mm	individually	1 piece
544.702.99	XT M	3.2 mm	1.2 mm	individually	1 piece

XT Soldering tip sloped 60°



for Weller soldering irons WP 120 and WXP 120

dpv*link* 14753

Article	Type	Ø	Packing	Package size
544.708.99	XT AA	1.6 mm	individually	1 piece

XT Soldering tip sloped 45°



for Weller soldering irons WP 120 and WXP 120

dpv*link* 14755

Article	Type	Ø	Packing	Package size
544.709.99	XT BB	2.4 mm	individually	1 piece
544.710.99	XT CC	3.2 mm	individually	1 piece
544.730.99	XT DDH	4.0 mm	individually	1 piece

XT Soldering tip sloped 30°



for Weller soldering irons WP 120 and WXP 120

dpv*link* 14758

Article	Type	Ø	Packing	Package size
544.718.99	XT F	1.2 mm	individually	1 piece

XT Soldering tip round

for Weller soldering irons WP 120 and WXP 120

dpv*link* 14760

Article	Type	Ø	Packing	Package size
544.714.99	XT O	1.0 mm	individually	1 piece
544.715.99	XT BS	2.4 mm	individually	1 piece
544.716.99	XT CS	3.2 mm	individually	1 piece
544.717.99	XT DS	5.0 mm	individually	1 piece

XT Adapter



for Weller soldering irons WP 120 and WXP 120

dpv*link* 14765

Article	Type	Packing	Package size
544.719.99	XT Adapter M4	individually	1 piece

Soldering tips (XTH series) for WP 200 + WXP 200

XHT Soldering tip chisel-shaped

dpv*link* 14768

Article	Type	Tip	Thickness
544.804.99	XHT C	3.2 mm	1.2 mm
544.801.99	XHT D	5.0 mm	1.2 mm
544.802.99	XHT E	7.6 mm	1.5 mm
544.805.99	XHT F	9.3 mm	2.0 mm

XHT Measuring tip

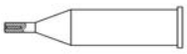

dpv*link* 14771

Article	Type	Thickness	Packing	Package size
544.803.99	XHT measuring tip	0.5 mm	individually	1 piece

Soldering tips (RT series) for WXMP + WMRP

RT Needle tip

dpv*link* 6882

Article	Type	Ø
544.601.99	RTM 002 C	0.2 mm

RT Point tip

dpv*link* 6884

Article	Type	Ø
544.602.99	RTM 008 C	0,8 mm

RT Chisel tip

dpv*link* 6886

Article	Type	Tip	Thickness
544.603.99	RTM 013 S	1.3 mm	0.4 mm
544.604.99	RTM 015 S	1.5 mm	0.4 mm
544.608.99	RTM 022 S	2.2 mm	0.4 mm
544.609.99	RTM 008 S	0.8 mm	0.4 mm
544.611.99	RTM 036 S	3.6 mm	0.9 mm
544.612.99	RTM 004 S	0.4 mm	0.15 mm

RT Chisel tip bent 30°

dpv*link* 6889

Article	Type	Tip	Thickness
544.603.73	RTM 013 S X	1.3 mm	0.5 mm
544.605.99	RTM 008 S X	0.8 mm	0.4 mm

RT Round tip sloped 45°

dpv*link* 6891

Article	Type	Ø
544.606.99	RTM 012 B	1.2 mm

RT Blade tip sloped 45°

dpv*link* 6893

Article	Type
544.607.99	RTM 030 K

DPV ELEKTRONIK

dpv*link* - Produkte schnell finden!
www.compumet.ch
z.B.: dpv*link* 21010 → dpv*link* 21010

RT Gullwing tip

dpv*link* 8302

Article	Type
544.610.99	RTM 020 G

RT Measuring tip

dpv*link* 13771

Article	Type
544.613.99	Measuring tip RTM 028 X

Soldering tips (RTU series) for WXUP MS

RTU - Needle tip MS

dpv*link* 25611

Article	Type	Ø
501.049.99	RTU 004 C MS	0.4 mm
501.050.99	RTU 008 C MS	0,8 mm
501.051.99	RTU 016 C MS	1.6 mm
501.070.99	RTU 006 C L MS	0.6 mm
501.071.99	RTU 003 C L MS	0.3 mm
501.075.99	RTU 010 C L MS	1.0 mm

RTU - Needle tip MS bent

dpv*link* 25612

Article	Type	Ø
501.052.99	RTU 004 C X MS	0.4 mm
501.053.99	RTU 008 C X MS	0,8 mm
501.054.99	RTU 016 C X MS	1.6 mm

RTU - Round tip sloped

dpv*link* 25613

Article	Type	Ø
501.055.99	RTU 020 B MS	2.0 mm
501.056.99	RTU 035 B MS	3.5 mm
501.057.99	RTU 050 B MS	5.0 mm
501.076.99	RTU 015 B L MS	1.5 mm

RTU - Chisel tip MS

dpv*link* 25614

Article	Type	TipThickness	
501.058.99	RTU 015 S MS	1.5 mm	0.4 mm
501.059.99	RTU 022 S MS	2.2 mm	0.6 mm
501.060.99	RTU 032 S MS	3.2 mm	0.8 mm
501.061.99	RTU 032 S L MS	3.2 mm	0.8 mm
501.062.99	RTU 050 S MS	5.0 mm	1.2 mm
501.063.99	RTU 076 S MS	7.6 mm	1.5 mm
501.064.99	RTU 093 S MS	9.3 mm	2.0 mm
501.073.99	RTU 006 S L MS	0.6 mm	0.3 mm
501.074.99	RTU 012 S L MS	1.2 mm	0.3 mm
501.077.99	RTU 022 S L MS	2.2 mm	1.0 mm
501.080.99	RTU 018 S L MS	1.8 mm	0.8 mm

RTU - Blade tip

dpv*link* 25617

Article	Type	TipThickness	
501.079.99	RTU 060 K L MS	6.0 mm	0.4 mm

RTU - Blade tip

dpv*link* 25616

Article	Type		TipThickness
501.066.99	RTU 100 K MS	10.0 mm	1.5 mm
501.067.99	RTU 160 K MS	16.0 mm	1.5 mm
501.068.99	RTU 200 K MS	20.0 mm	1.5 mm
501.069.99	RTU 330 K MS	33.0 mm	1.5 mm

RTU - Gullwing tip MS

dpv*link* 25615

Article	Type	Ø
501.065.99	RTU 020 G MS	2.0 mm

Soldering tips (RTP series) for WXPP MS

RTP - Needle tip MS

dpv*link* 25596

Article	Type	Ø
501.013.99	RTP 001 C MS	0.1 mm
501.014.99	RTP 001 C NW MS	0.1 mm
501.015.99	RTP 002 C MS	0.2 mm
501.016.99	RTP 004 C MS	0.4 mm

RTP - Needle tip MS bent

dpv*link* 25597

Article	Type	Ø
501.017.99	RTP 001 C X MS	0.1 mm
501.018.99	RTP 002 C X MS	0.2 mm

RTP - round tip MS sloped

dpv*link* 25598

Article	Type	Ø
501.019.99	RTP 004 B MS	0.4 mm
501.020.99	RTP 012 B MS	1.2 mm

RTP Chisel tip MS

dpv*link* 25599

Article	Type		TipThickness
501.021.99	RTP 002 S MS	0.2 mm	0.1 mm
501.022.99	RTP 002 S NW MS	0.2 mm	0.1 mm
501.023.99	RTP 004 S MS	0.4 mm	0.2 mm
501.024.99	RTP 008 S MS	0.8 mm	0.3 mm
501.025.99	RTP 010 S MS	1.0 mm	0.3 mm
501.026.99	RTP 013 S MS	1.3 mm	0.3 mm

RTP - Blade tip MS

dpv*link* 25600

Article	Type		TipThickness
501.027.99	RTP 010 K MS	1.0 mm	0.2 mm
501.029.99	RTP 025 K MS	2.5 mm	0.3 mm

RTP - Needle tip

dpv*link* 25602

Article	Type	Ø
501.031.99	RTP 001 C	0.1 mm
501.032.99	RTP 001 C NW	0.1 mm
501.033.99	RTP 002 C	0.2 mm
501.034.99	RTP 004 C	0.4 mm

Weitere Artikel finden Sie unter www.compumet.ch

RTP - Needle tip bent

NEU Weller

dpv*link* 25603

Article	Type	Ø
501.035.99	RTP 001 C X	0.1 mm
501.036.99	RTP 002 C X	0.2 mm

RTP - Round tip sloped

NEU Weller

dpv*link* 25644

Article	Type	Ø
501.037.99	RTP 004 B	0.4 mm
501.038.99	RTP 012 B	1.2 mm

RTP Chisel tip

NEU Weller

dpv*link* 25592

Article	Type		TipThickness
501.039.99	RTP 002 S	0.2 mm	0.1 mm
501.040.99	RTP 002 S NW	0.2 mm	0.1 mm
501.041.99	RTP 004 S	0.4 mm	0.2 mm
501.042.99	RTP 008 S	0.8 mm	0.3 mm
501.043.99	RTP 010 S	1.0 mm	0.3 mm
501.044.99	RTP 013 S	1.3 mm	0.3 mm

RTP - Blade tip

NEU Weller

dpv*link* 25604

Article	Type		TipThickness
501.045.99	RTP 010 K	1.0 mm	0.2 mm
501.046.99	RTP 010 K NW	1.0 mm	0.2 mm
501.047.99	RTP 025 K	2.5 mm	0.3 mm

RTP Gullwing tip

NEU Weller

dpv*link* 25601

Article	Type	Ø
501.030.99	RTP 020 G MS	2.0 mm
501.048.99	RTP 020 G	2.0 mm

Soldering tips (RTW series) for WXMT + WMRT

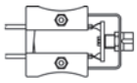

Adjusted soldering tip pairs for WXMT and WMRT

Soldering tip pair RTW 1, 45 °

Weller

dpv*link* 7491

Article	Type	Thickness
544.651.99	RTW 1	0.4 mm

Soldering tip pair RTW 2, 45 °

Weller

dpv*link* 7493

Article	Type		TipThickness
544.652.99	RTW 2	0.4 mm	0.7 mm

Soldering tip pair RTW 3, 45 °

Weller

dpv*link* 7495

Article	Type		TipThickness
544.653.99	RTW 3	0.7 mm	3.0 mm

Soldering tip pair RTW 4, 45 °

Weller

dpv*link* 7497

Article	Type		TipThickness
544.654.99	RTW 4	0.7 mm	6.0 mm

Soldering tip pair RTW 6NW, 45 °

Weller

chrome-plated, unwettable, for the soldering and desoldering of micro components

dpv*link* 13559

Article	Type	Thickness
544.656.99	RTW 6NW	0.2 mm

Soldering tips (LT series) for WP80, WSP80, FE75

LT Soldering tip chisel-shaped

for Weller soldering irons WP 80, WSP 80, MPR 80 and FE 75

dpv*link* 9598

Article	Type	Tip	Thickness	Packing	Package size
544.494.99	LT 1SC	0.15 mm	0.4 mm	individually	1

LT Soldering tip chisel-shaped

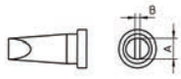

for Weller soldering irons WP 80, WSP 80, MPR 80 and FE 75

dpv*link* 6824

Article	Type	Tip	Thickness	Packing	Package size
544.437.99	LT H	0.8 mm	0.4 mm	individually	1 piece
544.437.10	LT H	0.8 mm	0.4 mm	loose	10 piece
544.440.99	LT A	1.6 mm	0.7 mm	individually	1 piece
544.440.10	LT A	1.6 mm	0.7 mm	loose	10 piece
544.405.99	LT B	2,4 mm	0.8 mm	individually	1 piece
544.405.10	LT B	2,4 mm	0.8 mm	loose	10 piece
544.407.99	LT C	3.2 mm	0.8 mm	individually	1 piece
544.407.10	LT C	3.2 mm	0.8 mm	loose	10 piece
544.409.99	LT D	4.6 mm	0.8 mm	individually	1 piece
544.409.10	LT D	4.6 mm	0.8 mm	loose	10 piece

LT Soldering tip chisel-shaped long

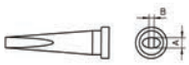

for Weller soldering irons WP 80, WSP 80, MPR 80 and FE 75

dpv*link* 6839

Article	Type	Tip	Thickness	Packing	Package size
544.438.99	LT K	1.2 mm	0.4 mm	individually	1 piece
544.438.10	LT K	1.2 mm	0.4 mm	loose	10 piece
544.414.99	LT L	2.0 mm	1.0 mm	individually	1 piece
544.414.10	LT L	2.0 mm	1.0 mm	loose	10 piece
544.415.99	LT M	3.2 mm	1.2 mm	individually	1 piece

LT Soldering tip chisel-shaped bent



for Weller soldering irons WP 80, WSP 80, MPR 80 and FE 75

dpv*link* 6840

Article	Type	Tip	Thickness	Packing	Package size
544.420.99	LT HX	0.8 mm	0.4 mm	individually	1 piece
544.420.10	LT HX	0.8 mm	0.4 mm	loose	10 piece
544.443.99	LT ALX	1.6 mm	0.7 mm	individually	1 piece
544.442.99	LT BX	2,4 mm	0.8 mm	individually	1 piece

LT Soldering tip round slim

for Weller soldering irons WP 80, WSP 80, MPR 80 and FE 75

dpv*link* 6828

Article	Type	Tip	Packing	Package size
544.436.99	LT 1 S	0.2 mm	individually	1 piece
544.488.99	LT 1SA	0.5 mm	individually	1 piece

LT Soldering tip round

for Weller soldering irons WP 80, WSP 80, MPR 80 and FE 75

dpv*link* 6825

Article	Type	Tip	Packing	Package size
544.435.99	LT 1	0.25 mm	individually	1 piece
544.435.10	LT 1	0.25	loose	10 piece
544.489.10	LT 1A	0.5 mm	loose	10 piece
544.404.99	LT AS	1.6 mm	individually	1 piece
544.411.99	LT CS	3.2 mm	individually	1 piece

LT Soldering tip round bent

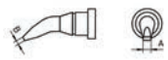

for Weller soldering irons WP 80, WSP 80, MPR 80 and FE 75

dpv*link* 6826

Article	Type	Tip	Thickness	Packing	Package size
544.428.99	LT 4X	1.2 mm	0.4 mm	individually	1 piece
544.427.99	LT AX	4.6 mm	0.8 mm	individually	1 piece
544.425.99	LT 1X	2.0 mm	0.4 mm	individually	1 piece

LT Soldering tip round slim bent

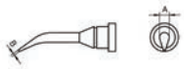

for Weller soldering irons WP 80, WSP 80, MPR 80 and FE 75

dpv*link* 6827

Article	Type	Tip	Thickness	Packing	Package size
544.426.99	LT 1SLX	2.0 mm	0.4 mm	individually	1 piece

LT Soldering tip round sloped slim



for Weller soldering irons WP 80, WSP 80, MPR 80 and FE 75

dpv*link* 6833

Article	Type	Tip	Packing	Package size
544.439.99	LT 4	1.2 mm	individually	1 piece

LT Soldering tip round sloped

for Weller soldering irons WP 80, WSP 80, MPR 80 and FE 75

dpv*link* 6832

Article	Type	Tip	Packing	Package size
544.408.99	LT F	1.2 mm	individually	1 piece
544.408.10	LT F	1.2 mm	loose	10 piece

LT Soldering tip round tapered

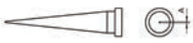

for Weller soldering irons WP 80, WSP 80, MPR 80 and FE 75

dpv*link* 6829

Article	Type	Tip	Packing	Package size
544.423.99	LT 1L	0.2 mm	individually	1 piece
544.406.99	LT S	0.4 mm	individually	1 piece
544.406.10	LT S	0.4 mm	loose	10 piece

LT Soldering tip round tapered long bent

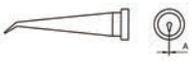

for Weller soldering irons WP 80, WSP 80, MPR 80 and FE 75

dpv*link* 6830

Article	Type	Tip	Packing	Package size
544.424.99	LT 1LX	0.2 mm	individually	1 piece

DPV ELEKTRONIK

Weitere Artikel finden Sie unter www.compumet.ch

LT Gullwing tip

for Weller soldering irons WP 80, WSP 80, MPR 80 and FE 75

dpv*link* 6834

Article	Type	Tip	Thickness	Packing	Package size
544.410.99	LT GW	2.3 mm	3.2 mm	individually	1 piece
544.410.10	LT GW	2.3 mm	3.2 mm	loose	10 piece

LT Measuring tip

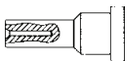

for Weller soldering irons WP 80, WSP 80, MPR 80 and FE 75

dpv*link* 6835

Article	Type
544.416.00	**LT measuring tip for thermocouple Ø 0.5 m**

LT Adapter

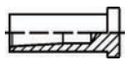

for Weller soldering irons WP 80, WSP 80, MPR 80 and FE 75

dpv*link* 6836

Article	Type
544.417.99	**LT Adapter for SMD tips 13.5 mm**

Soldering tips (ET series) for LR 21 and FE50

Soldering tips chisel-shaped

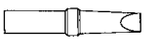

dpv*link* 4371

Article	Type	Tip	Thickness
4ETHL-1	ET-HL	0.8 mm	0.4 mm
4ETA-1	ET A	1.6 mm	0.7 mm
4ETB-1	ET B	2,4 mm	0.8 mm
4ETC-1	ET C	3.0 mm	0.8 mm
4ETD-1	ET D	4.6 mm	0.8 mm
4ETE-1	ET E	5.6 mm	1.2 mm

Soldering tips chisel-shaped long

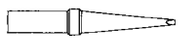

dpv*link* 4378

Article	Type	Tip	Thickness
4ETKL-1	ET-KL	1.2 mm	0.8 mm
4ETL-1	ET L	2.0 mm	1.0 mm
4ETM-1	ET M	3.2 mm	1.2 mm

Soldering tips pointed long

dpv*link* 4391

Article	Type	Tip
4ETO-1	ET O	0.8 mm
4ETSL-1	ET-SL	0.4 mm

Soldering tips chisel-shaped slim

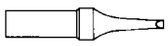

dpv*link* 4394

Article	Type	Tip
4ETR-1	ET R	1.6 mm

Chip soldering / desoldering tip

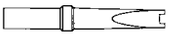

dpv*link* 4398

Article	Type	Tip	Thickness
541.039.99	ET SMD	2.5 mm	1.5 mm
541.040.99	ET SMD	3.8 mm	1.5 mm

ET Measuring tip

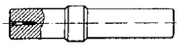

dpv*link* 4401

Article	Type
524.750.99	**ET measuring tip**

Soldering tip for gullwings

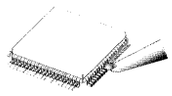

dpv*link* 4444

Article	Type
541.045.99	**ET GW Gullwing tip**

ET Tool for soldering tip exchange

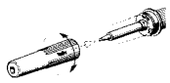

dpv*link* 4405

Article	Type
587.488.61	**Tool for soldering tip exchange**

ET-LT Adapter

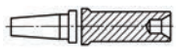

dpv*link* 6821

Article	Type
587.207.81	**ET LT Adapter** For the use of LR 21 and FE 50 with soldering tips of the LT series

Soldering tips (HT series) for FE 80

HT Soldering tip chisel-shaped

dpv*link* 6844

Article	Type	Tip	Thickness
544.260.99	HT 1	3.2 mm	1.0 mm
544.261.99	HT 2	5.2 mm	1.2 mm
544.262.99	HT 3	7.0 mm	1.2 mm

HT Soldering tip chisel-shaped long

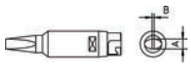

dpv*link* 6845

Article	Type	Tip	Thickness
544.267.99	HT C	3.2 mm	1.0 mm
544.268.99	HT D	4.6 mm	1.0 mm
544.269.99	HT E	5.6 mm	1.0 mm

HT Measuring tip

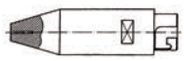

dpv*link* 6847

Article	Type
544.263.99	**HT temperature measuring tip** For thermocouple Ø 0.5 mm

DPV ELEKTRONIK

dpv*link* - Produkte schnell finden!
www.compumet.ch
z.B.: dpv*link* 21010 → dpv*link* 21010

Suction / desoldering nozzles

Weller suction nozzles serve to remove solder on all types of solder joints. They are heated and melt the solder. When activating the vacuum on the soldering iron, the liquid solder is absorbed by the nozzle integrated in the tube and directed in the solder collector.

The suction nozzles can be exchanged with a short turn (approx. 90°C) of the eccentric quick-change construction. The transition between the heating element and suction nozzle ensures an optimal heat transfer due to its tapered design.

Suction nozzles eccentric fastening for DSX 80, DSXV 80

dpv*link* 6867

Article	Type	Test No.	Internal Ø	External Ø	L [mm]
513.140.99	DX 110	0	0.7 mm	1.9 mm	23 mm
513.141.99	DX 111	1	0.7 mm	2.5 mm	23 mm
513.142.99	DX 112	2	1.0 mm	2.3 mm	23 mm
513.143.99	DX 113	3	1.20 mm	2.5 mm	23 mm
513.150.99	DX 113HM	3	1.20 mm	2.5 mm	23 mm
513.144.99	DX 114	4	1.8 mm	3.3 mm	23 mm
513.145.99	DX 115	5	0.7 mm	1.9 mm	23 mm
513.146.99	DX 116	6	1.20 mm	2.7 mm	29 mm
513.147.99	DX 117	7	0.7 mm	2.7 mm	23 mm
513.148.99	DX 118	8	0.7 mm	1.5 mm	23 mm
513.151.99	DX 119	9	0.7 mm	1.1 mm	31 mm
513.152.99	DX 120		1.1 mm	2.5 mm	22 mm
513.153.99	Measuring nozzle		0.55 mm	3.3 mm	21.5 mm
587.067.94	Cone insert cleaning tool				
513.790.99	Suction nozzles set DX 110 - 115 DX				

XDS suction nozzle series for WXDP 120 and DSX 120

dpv*link* 16470

Article	Type	Internal Ø	External Ø	Packing	Package size
513.250.99	XDS 1	1.4 mm	2.5 mm	individually	1 piece
513.251.99	XDS 2	3.0 mm	5.3 mm	individually	1 piece
513.252.99	XDS 3	1.0 mm	2.3 mm	individually	1 piece
513.253.99	XDS 4	1.20 mm	2.5 mm	individually	1 piece
513.254.99	XDS 5	1.8 mm	3.3 mm	individually	1 piece
513.255.99	XDS 6	0.7 mm	1.9 mm	individually	1 piece
513.256.99	XDS 7	1.20 mm	2.7 mm	individually	1 piece
513.257.99	XDS 8	1.5 mm	2.9 mm	individually	1 piece
513.258.99	XDS 9 Measuring tip			individually	1 piece

Soldering irons

WXUP MS soldering iron set

The powerful, user-friendly set provides highest performance for demanding soldering applications like LED soldering, solar technology, electronics market, multilayer circuit boards, large heat sinks or high-frequency circuit boards with large heat sinks

Compatible with all Weller WX soldering stations

- high-performance soldering applications and largest components. Component sizes XL to XXL
- especially for requirements according to MIL-SPEC / IPC
- extremely short heating-up time: 7 seconds
- triple awarded, active soldering tips
- excellent heat transfer
- excellent reaction time
- RT soldering tips can be changed quickly and easily

Scope of delivery set:

Ultra soldering iron WXUP MS 150 W, 24 V	529 230 99
Soldering tip RTU 032 S MS	501 060 99
Safety rest WSR 200	515 174 99N
appropriate soldering tips	**RT Ultra series**

dpv*link* 24433

Article	Type
529.233.99	**WXPP MS soldering iron set**

WXPP MS soldering iron set

The powerful, user-friendly set provides highest process reliability for the smallest soldering applications in aerospace industry, electronics, sensor technology and medical technology as well as in military sector and automotive industry

Compatible with all Weller WX soldering stations

- For miniature works under a microscope. Component sizes XS to S
- extremely short heating-up time: 3 seconds
- especially for requirements according to MIL-SPEC / IPC
- triple awarded, active soldering tips
- excellent heat transfer
- excellent reaction time
- RT soldering tips can be changed quickly and easily
- soldering wire SAC M1 for best flow behavior and homogeneous flux distribution
- Erem 5SA precision tweezers, suitable for very fine wires, Swiss Made

Scope of delivery set:

Pico soldering iron WXPP MS 40 W, 12 V	529 228 99
Soldering tip RTP 004 S MS	501 023 99
Safety rest WSR 208	515 182 99
Precision tweezers 5SA	5SA
Solder wire SAC M1	
appropriate soldering tips	**RTP series**

dpv*link* 24434

Article	Type
529.232.99	**WXPP MS soldering iron set**

DPV ELEKTRONIK

Weitere Artikel finden Sie unter www.compumet.ch

WXMP MS soldering iron set

Weller

The powerful, user-friendly set provides versatile performance for standard and micro-soldering applications in aerospace industry, electronics, sensor technology and medical technology as well as in military sector and automotive industry

Compatible with all Weller WX soldering stations

- For standard and micro-soldering applications. Component sizes M to L
- extremely short heating-up time: 5 seconds
- especially for requirements according to MIL-SPEC / IPC
- triple awarded, active soldering tips
- excellent heat transfer
- excellent reaction time
- RT soldering tips can be changed quickly and easily

Scope of delivery set:

Micro-soldering iron WXMP MS 40 W, 12 V	529 213 99N
Soldering tip RTM 013 S MS	544 616 99N
Safety rest WSR 200	515 174 99N
appropriate soldering tips	**RT series**

dpv*link* 24437

Article	Type
529.234.99	**WXMP MS soldering iron set**

WXMT MS micro desoldering tweezer set

Weller

The powerful, user-friendly set provides versatile performance for standard and micro-soldering applications in aerospace industry, electronics, sensor technology and medical technology as well as in military sector and automotive industry

Compatible with all Weller WX soldering stations

- For works under a microscope
- extremely short heating-up time: 5 seconds
- especially for requirements according to MIL-SPEC / IPC
- triple awarded, active soldering tips
- excellent heat transfer
- excellent reaction time
- RT soldering tips can be changed quickly and easily

Scope of delivery set:

Micro-desoldering tweezers WXMT MS 2 x 40 W, 12 V	513 179 99N
Soldering tip RTW 2MS 45°	544 657 99N
Safety rest WSR 204	515 178 99
appropriate soldering tips	**RTW series**

dpv*link* 24439

Article	Type
513.208.99	**WXMT MS micro desoldering tweezer set**

WP 80 - Set

Weller

The WP 80 soldering iron convinces by its short shape, which is a big advantage for soldering work under the microscope. The distance from the handle to the soldering tip shaft is only 40 mm.

The soldering iron can be extended with a longer tip sleeve.

Scope of delivery - set:

Soldering iron WP 80 + soldering tip LT-B	529 180 99
Comfort rest WDH 10	515 121 99
appropriate tips	**LT series**

dpv*link* 8307

Article	Type
529.180.99	**WP 80 soldering iron with soldering tip LT-B**
529.181.99	**WP 80 soldering iron set** Temperature range 50°C - 450°C, power 80 W
587.448.45	**Tip holder short (40 mm) for WP80**
587.448.46	**Tip holder long (55 mm) for WP80**

WSP 80 - Set

Weller

The Weller soldering iron WSP 80 reaches the soldering temperature quickly and accurately. It is possible to use the iron universally in all situations from fine soldering work to applications requiring a higher heat. As the operating temperature is reached with a very short time, the processing is possible immediately after exchanging the soldering tip.

Scope of delivery - set:

Soldering iron WSP 80 + soldering tip LT-B	529 161 99
Rest WPH 80	515 140 99
appropriate tips	**LT series**

dpv*link* 3804

Article	Type
529.161.99	**WSP 80 soldering iron**
533.125.99	**WSP 80 soldering iron set** Temperature range 50°C - 450°C, power 80 W
515.175.99	**Safety rest WSR 201**

WTP 90 - Set

Weller

The new soldering iron with90 W and 24V reaches the soldering temperature very quickly and precisely. With its slim design it is suitable for universal soldering tasks.

Scope of delivery - set:

Soldering iron WTP 90 + soldering tip XNT A	529 222 99
Safety rest WSR 200	515 174 98
appropriate tips	**XNT series**

dpv*link* 19986

Article	Type
529.222.99	**WTP 90 soldering iron 90 W** with soldering tip XNT A
529.223.99	**WTP 90 Set** Temperature range 100°C - 450°C power 90 W
515.174.99	**WSR 200 Safety rest**

DPV ELEKTRONIK

dpv*link* - Produkte schnell finden!
www.compumet.ch
z.B.: dpv*link* 21010 → dpv*link* 21010

WP 120 - Set

The high-power soldering iron WP 120 has the Advanced Sensor Technology by Weller (sensor is located at the extreme end of the tip), whereby the heating performance is comparable with the active soldering tip.
Suitable for soldering stations WD 1M, WD 3M, WR 2.

- Works with Weller advanced sensor technology tips
- Very short preheating time
- Twice as much efficiency as with conventional soldering irons
- Optimal life cycle costs for soldering tips
- For large and complicated soldering connections
- Ideal for RF shielding plates or solar modules

Scope of delivery - set:

Soldering iron WP 120 + soldering tip XT B	529 193 99
Safety rest WDH 10T with Stop + Go function	515 161 99
appropriate tips	**XT series**

dpv*link* 14807

Article	Type
529.194.99	**WP 120 Set** Power 120 W
529.193.99	**WP 120 soldering iron 120 W** with soldering tip XT B

WSP 150 Set

The soldering iron reaches a temperature of 50° to 350°C in approx. 45 seconds. The iron is designed for soldering tasks requiring much heat and reaches a total temperature of 550°C.

Scope of delivery - set:

Soldering iron WSP 150 + soldering tip LHT F	529 170 99
Safets rest WDH	515 152 99
appropriate tips	**LHT series**

dpv*link* 19999

Article	Type
529.189.99	**WSP 150 Set** Temperature range 50°C - 550°C power 150 W
529.170.99	**WSP 150 soldering iron 150 W** with soldering tip LHT F

WP 200 - Set

The WP 200 was designed for soldering tasks with extremely high heat requirements. The 200 W heat output guarantees, together with the optimal heat transfer to the soldering tip, the high efficiency of the soldering iron.
Suitable for soldering stations WD 3M, WR2, WR 3M.

Scope of delivery - set:

Soldering iron WP 200 + soldering tip XHT D	529 199 99
Comfort rest WDH 31	515 158 98
appropriate tips	**XHT series**

dpv*link* 14639

Article	Type
529.199.99	**WP 200 soldering iron 200 W** with soldering tip XHT D

WMRP Set

The Weller soldering pencil WMRP achieves its operating temperature in a very short time. Exchanging the soldering tip is possible without tools. When the iron is placed in the WMRH safety rest, the temperature is immediately switched off, which increases the service life significantly.
Suitable for soldering stations WMRS, WD 1 M, WD 2M and WR 3M.

Scope of delivery - set:

WMRP soldering iron handpiece	529 171 99
RT 3 soldering tip	544 603 99
WDH 50 safety rest with Stop + Go function	515 156 99
appropriate soldering tips	**RT series**

Accessories:
Rest bracket for two RT tips for sideways fastening on the safety rest WMRH

dpv*link* 7504

Article	Type
529.171.99	**WMRP soldering iron handpiece**
529.190.99	**WMRP soldering iron set**
515.156.99	**Safety rest WDH 50** Comfort rest for WMRP with FE
587.518.16	**Rest bracket for 2 RT tips** For lateral attachment to the safety rest WMRH

WMRT Set

The WMRT desoldering tweezers allow a precise soldering and desoldering of very small SMD components by its pairwise, parallel adjusted soldering tips. When placed in the safety rest WMRTH with Stop+Go function, adjustable soldering tips are switched off, which increases the durability.
Suitable for soldering stations WD 1M, WD 2M and WMRS.

Scope of delivery - set:

Micro desoldering tweezers	513 174 99
Soldering tip pair RTW 2	544 652 99
Safety rest with Stop+Go function for WMRT	515 146 99
appropriate soldering tips	**RTW series**

dpv*link* 7488

Article	Type
513.173.99	**WMRT Set** Desoldering set 24 V, 40 W, micro desoldering tweezers WMRT
513.174.99	**Micro desoldering tweezers WMRT** (without tips)
515.146.99	**Safety rest WMRTH** Safety rest with Stop+Go function

LR 21 Set

Standard soldering pencil. Universally usable due to its power of 50W and its wide range of tips.

Scope of delivery - set:

LR 21 soldering iron, antistatic + soldering tip ET-B	525 106 99
Safety rest WDH 30	515 152 99
appropriate soldering tips	**ET series**

dpv*link* 3808

Article	Type
529.187.99	**LR 21 standard - soldering iron set** Temperature range 50°C - 450°C, power 50W
515.152.99	**Safety rest WDH 30** Comfort rest for LR 21, DSX 80, HAP 200

DPV ELEKTRONIK
Weitere Artikel finden Sie unter www.compumet.ch

WTA 50 Set

The desoldering tweezers WTA 50 were designed to desolder SMD components and can be connected to all Temtronic stations. Two heating elements with their own temperature sensor ensure uniform temperatures on the two legs. The tips are fixed by clamping screws.

Scope of delivery - set:

Desoldering tweezers WTA 50 + tips WTA-1	513 171 99
Rest AK 51	515 042 99
Accessories:	
Setting gauge for soldering tips WT1-WT5	513 176 99
appropriate soldering tips	**WTA series**

dpv*link* 3814

Article	Type
533.133.99	**Set ATP 50 - desoldering tweezer set** Temperature range 150°C - 450°C, power 2 x 25 W
513.171.99	**Desoldering tweezers with tip set WTA 1**
515.042.99	**Safety rest AK 51**

HAP 1 Set hot-air soldering iron

Usable for the soldering and desoldering of surface mounted components. A wide range of nozzles makes it an universal tool.

Scope of delivery - set:

HAP 1 hot air iron	527 115 99
Safety rest WDH 30	515 152 99
Nozzle R04 Ø 1.2 mm	587 278 21

dpv*link* 3854

Article	Type
527.118.99	**HAP 1 - hot air iron set** Temperature range 50°C - 550°C, power 100 W
527.115.99	**HAP 1 - hot air iron with hot air nozzle R 06 round**
	Accessories
515.152.99	Safety rest WDH 30

DSX 80 Desoldering iron set

Due to its design the desoldering iron DSX 80 offers an ergonomic posture and a fatigue-free working even during longer use. The solder collector can be cleaned quickly and easily. The vacuum is activated by the finger switch integrated in the handle. A wide range of nozzles and CSF heads makes it a universal tool.

Scope of delivery - set:

DSX 80 desoldering iron	513 190 99
Safety rest WDH 30	515 152 99
Suction nozzles DS 112	513 142 00
Suction nozzles DS 113	513 143 00
Cleaning set	513 500 99

dpv*link* 3856

Article	Type
513.183.99	**DSX 80 desoldering set** Temperature range 50°C - 450°C, power 80 W
513.190.99	**DSX 80 desoldering iron**
513.500.99	**Cleaning set**
513.603.99	**Sealing ring for glass containers (10 pieces)**
513.604.99	**Filter for glass tube (10 pieces)**
513.605.99	**Glass tube (4 pieces)**
	Accessories
515.152.99	Safety rest WDH 30

DSX 120 Desoldering iron

Due to its construction the desoldering iron DSX 120 allows an ergonomic posture and a fatigue-free working even during longer use. The solder collector can be exchanged quickly and easily. The vacuum is activated by the finger switch integrated in the handle.

- 120 W power with the new Weller heating element technology
- Ready to use in 35 seconds (50 - 350 °C) (from standby mode in 20 seconds)
- Comfortable activation of the vacuum by the finger switch on the handle
- Easy and quick cleaning with the suction channel integrated in the XDS suction nozzle
- Proven exchange system for an easy exchange of the tin cartridge
- The filling level of the tin cartridge is visible at any time due to the transparent glass body

Suitable for Weller rework stations WR 2 and WR 3M

Appropriate soldering tips: XDS series

dpv*link* 16468

Article	Type
513.198.99	**DSX 120 desoldering iron**
587.657.70	**Sealing cap (10 pieces)**
587.657.78	**Glass tube with flap (4 pieces)**

DPV ELEKTRONIK
dpv*link* - Produkte schnell finden!
www.compumet.ch
z.B.: dpv*link* 21010 → dpv*link* 21010

WSB 80

Weller



The WSB 80 soldering bath is a useful tool to prepare soldering components. The soldering bath is used e.g. to free wire ends or IC leads from solder particles. The temperature of the soldering bath is steplessly adjustable between 50°C and 450°C by means of a 80 W supply unit. The device is suitable for lead-free solders.

Technical data:

Dimensions (L x W x H):	150 x 120 x 65 mm
Soldering bath:	H = 25 mm, = 20 mm
Operating voltage:	24 V
Performance:	80 W
Preheating time:	approx. 7 minutes (50°C - 350°C)
Temperature range:	50°C – 450°C

dpv*link* 3819

Article	Type
527.040.99	**WSB - soldering bath 80 W** Connection to: WS 81, WSD 81, WSD 161, WMD 3

WSB 150

Weller

The WSB 150 soldering bath can be connected to all Weller 150 W stations with V2A collection tray for pretecting against dripping solder residues, suitable for lead-free solders.

Technical data:

Dimensions (L x W x H):	150 x 120 x 65 mm
Soldering bath:	58 x 33 x 19 mm
Operating voltage:	24 V
Power:	150 W
Preheating time:	approx. 11 minutes (50°C - 350°C)
Temperature range:	50°C - 550°C

dpv*link* 7501

Article	Type
527.042.99	**WSB - soldering bath 150 W** Connection to: WD 2, WD 2M

JBC

JBC
The Soldering Co.

JBC is a recognized manufacturer of soldering and repair tools for the electronics sector. Innovation, efficiency and reliability distinguish a large range of tools designed to satisfy the highest requirements of the professionals.

The manufacturer is well-known for the exclusive JBC heating system: within two seconds the soldering stations reach the recommended temperature of 350 °C. Due to the precise heating the service life of these soldering tips is much higher than of soldering tips that are heated up to more than 400 °C.

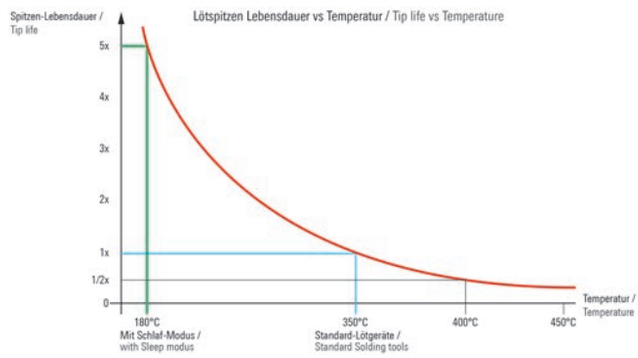

In addition to the "working mode" JBC soldering stations have also a "sleep and hibernation mode". Both modes protect your soldering tips as well reducing the temperature when the soldering iron is put into the safety rest.

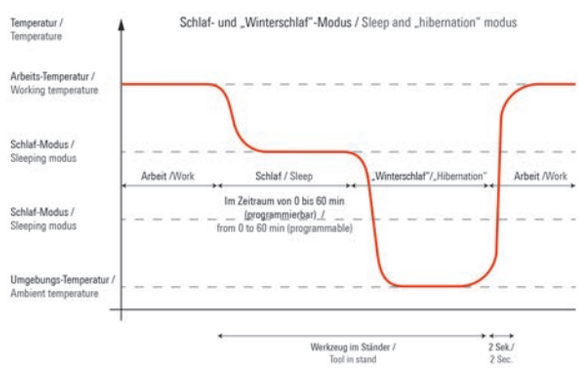

All JBC products fulfill the CE regulations and the ESD recommendations.

DPV ELEKTRONIK
Weitere Artikel finden Sie unter www.compumet.ch

JBC Compact Line soldering station

CD-2SQF soldering station

NEU JBC

The JBC CD-2SQF is comfortable to operate. Due to the heat-resistant handpiece you do not have any problems with the extremely fast heating-up time of few minutes. The sleep function increases the shelf life of the soldering tips. The exchange of the soldering tip cartridge can be changed quickly, easily and safely with the integrated safety rest.

Scope of delivery:

- CD-2F supply unit 230 V
- T210-A precision soldering iron 40 Watt

Technical data:

Weight	2.7 kg
Dimensions	170 x 176 x 145 mm
Tension	230 V
Power	40 W
Temperature range	90 - 450 °C
Ambient temperature	10 - 50 °C

dpv*link* 24796

Article	Type
JBC-CD-2SQF	**CD-2SQF soldering station** Temperature range 90 - 450°C, power 40 W

JBC CD-2BQF soldering station

JBC

The CD-2BQF is designed for general electronic applications. Due to the JBC exclusive heating systems and the intelligent sleep and hibernation features the service life of the soldering tips is 5 times higher. Via an USB connection it is possible to update the software, to create graphics and to manage up to 10 parameters. The cleaning system with an anti-splash membrane keeps the working area clean.

Scope of delivery:

- CD supply unit 230 V
- T245-A precision soldering iron 50 Watt

Soldering tips are not included in the scope of delivery

Technical data:

Weight	2.74 kg
Dimensions	170 x 176 x 145 mm
Voltage	230 V
Power	130 W
Temperature range	90 - 450 °C
Environment temperature	10 - 50 °C

dpv*link* 22781

Article	Type
JBC-CD-2BQF	**JBC CD-2BQF soldering station** Temperature range 90 - 450°C, power 130 W without soldering tips

CP-2QF soldering station

NEU JBC

The JBC soldering station CP-2QF and the micro-desoldering tweezers have been designed to solder and desolder your SMD components. The quick heating process and the high accuracy are controlled by a microprocessor in the control unit.

Scope of delivery:

- CP supply unit 230V - 80 Watt
- AM 120-A micro-tweezers 40 Watt
- No soldering tips included.

Technical data:

Weight	2.70 kg
Dimensions	716 x 170 x 145 mm
Voltage	230 V
Power	80 W
Temperature range	90 - 450 °C
Environmental temperature	10 - 50 °C

dpv*link* 25128

Article	Type
JBC-CP-2QF	**CP-2QF soldering station** Temperature range 90 - 450°C, power 80 W

JBC Premium Line soldering station

DDRE-2B soldering station

JBC

The solder station DDRE-2B is the ideal solution for **repetitive works** with **robots**. The supply unit DDE-B can communicate with the robot via a RJ12 plug connection.

Scope of delivery:

- DDE-B supply unit 230 V
- CHB-A converter
- T470-SA soldering iron 250 Watt (3m cable)
- soldering tips available separately

Technical data supply unit:

Weight	3.99 kg
Dimensions	148 x 120 x 232 mm
Voltage	230 V
Power	150 W
Temperature range	90 - 450 °C
Ambient temperature	10 - 40 °C

dpv*link* 20491

Article	Type
JBC-DDRE-2B	**DDRE-2B soldering station** Temperature range 90 - 450°C; Power 150 W

DDSE-2QC soldering station

Complete solution for a quick and safe **repair**, exclusively with the JBC heating system and intelligent **sleep and hibernation modes**.

Scope of delivery:

- DDE 2 supply unit 230 V
- T245-A soldering iron 130 Watt
- DR560-A desoldering iron 160 Watt
- AD-SE holder for T210 & T245
- DR-SE holder for DR560
- MSE-A electrical suction module
- CL8499 ESD soldering tip cleaner
- SCH-A soldering tip holder

Technical data supply unit:

Model	DDSE-2QC
Pump	electrical
Weight	3.82 kg
Dimensions	148 x 120 x 232 mm
Voltage	230 V
Power	150 W
Temperature range	90 - 450 °C
Ambient temperature	10 - 50 °C

dpv*link* 23211

Article	Type
JBC-DDSE-2QC	**DDSE-2QC soldering station electrical** without soldering tips

RMSE-2QE soldering station

NEU

The fastest and safest solution for **soldering and rework**, also with **hot air**. It consists of stackable modules and all necessary accessories to facilitate your work.

Scope of delivery:

- DDE-2C 150W and JTSE-2A 700W supply units
- DR-SE, AD-SE and JT-SE holders
- T245-A soldering iron 130 Watt (soldering tips not included in the scope of delivery)
- DR560-A desoldering iron 160 Watt
- JT-T2A hot-air iron 700 Watt
- T260-A Pick & Place/vacuum pipette
- MSE-A pneumatic vacuum pump
- CL8499 ESD soldering tip cleaner

Accessories:

- Extractor desk with 3 extractors, 5 protectors and 2 tripods

Technical data supply unit:

Model	RMSE-2QE
Pump	pneumatic
Weight	14.55 kg
Dimensions	480 x 370 x 380 mm
Voltage	230 V
Power	130 W / 700W
Temperature range	90 - 450 °C
Ambient temperature	10 - 40 °C

dpv*link* 24724

Article	Type
JBC-RMSE-2QE	**RMSE-2QE soldering station pneumatic** Temperature range 90 - 450°C Power 130 W / 700 W

The complete product range of JBC is available in our online shop or in the current manufacturer leaflets

- as online catalog
- as download

DPV ELEKTRONIK

Weitere Artikel finden Sie unter www.compumet.ch

Hot-air devices

Hot-air devices Leister

HOT-JET-S

The hot air soldering device HOT-JET-S is characterized by a high heating capacity and a large quantity of air. The air flow is steplessly adjustable between 20 l/min and 80 l/min via a potentiometer. The hot air stream is steplessly adjustable between 20°C and 600°C and can be finely adjusted appropriately for the soldering and desoldering of smallest components. A low noise level of 59 dB(A) allows a comfortable working. The device can be grounded via a push button (important for ESD sensitive parts).

Technical data:

Power:	230 V, 460 W, 50/60 Hz
Temperature:	20°C - 600°C steplessly adjustable
Air flow:	20 - 80 l/min steplessly
Dimensions:	40 x 230 mm
Weight:	375 g

dpv*link* 3884

Article	Type
300.100	**HOT-JET-S hot air soldering device (without nozzles)**

Soldering nozzles for HOT-JET-S / LABOR-S

100 different standard nozzles and more than 700 special nozzles for desoldering and soldering are available. On request we deliver special nozzles on presentation of graphics or components with print.

The nozzle exchange is made quickly and easily by sliding and fixing the respective nozzle on the tapered stainless steel tube of LABOR-S / HOT-JET-S.

Soldering nozzle

For a contact-free desoldering and soldering, push-fit on LABOR-S and HOT-JET-S

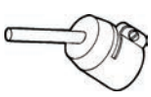

dpv*link* 3888

Article	Type
300.150	Tubular nozzle 5 mm (standard)
300.153	Soldering nozzle 3 x 1.5 mm, oval
300.152	Soldering nozzle Ø 1.5 mm, round
300.151	Soldering nozzle Ø 2 mm, round
300.154	Soldering nozzle Ø 4 mm, round

Sieve reflector (shrinking)

dpv*link* 14182

Article	Type
300.107.310	Sieve reflector 20 x 35 mm
300.107.311	Sieve reflector 34 x 50 mm

Spoon reflector (shrinking)

dpv*link* 14185

Article	Type
300.107.312	Spoon reflector 25 x 30 mm

Accessories for soldering

Weller Manual desoldering pump

The manual desoldering pumps generate a vacuum by piston, cylinder and spring force. The piston is tensioned manually and secured automatically. By pressing the release button, the piston is abruptly moved back and a temporary vacuum is created removing the liquid solder from the solder joint.

dpv*link* 13838

Article	Type
SA21A	**SA21A hand soldering pump** • Length 200 mm • Metal case • antistatic
PS1001A	**Desoldering tip antistatic for PS 100A**
PS200A	**PS 200A hand soldering pump** • Length 200 mm • strong vacuum, minimal recoil • Metal case • antistatic (with tip PS 2001A)
PS2001A	**Desoldering tip antistatic for PS 200A**
SA21A1	**Desoldering tip antistatic for SA 21A**

ESD Desoldering pump

- electrostatically dissipative
- length 210 mm
- in compliance with DIN EN 61340-5-1

dpv*link* 21606

Article	Type
6103A	**ESD desoldering pump 6103A**
6104	**Replacement tip for desoldering pump 6103A**

SD 1000 Solder dispenser

Suitable for reels up to 1 kg with

- length 95 mm, inside Ø > 17 mm
- length 70 mm, inside Ø > 12 mm
- length 84 mm, inside Ø < 12 mm

dpv*link* 7479

Article	Type
513.017.99	**SD 1000 solder dispenser**
513.013.99	**ABW 2 mounting bracket for additional reel** for mounting on solder dispenser SD-1000

WDC - Dry Cleaner

The solution for cleaning problems with lead-free solders by special metal wool. Primary cleaning of the soldering tip by tapping it in the collecting tray, fine cleaning by brushing and turning in the spiral wool.

dpv*link* 7481

Article	Type
515.124.99	**WDC - Dry Cleaner**
513.824.99	**WDC cleaning wool stainless steel** Replacement metal wool for WDC (2 pieces)

WDC 2 - Dry Cleaner

Weller

WDH for safety rests
The solution for cleaning problems with lead-free solders by special spiral wool. Fine cleaning of the soldering tip by brushing and turning it in the spiral wool.

dpv*link* 15047

Article	Type
515.125.99	**WDC 2 - Dry Cleaner** for WDH safety rests
513.841.99	**WDC 2 cleaning wool brass** Replacement metal wool for WDC 2 (2 pieces)
513.825.99	**WDC 2 cleaning wool stainless steel** Replacement metal wool for WDC 2 (2 pieces)

WDC Cleaning set

Weller

WDC - cleaning set consists of:
-WCD dry cleaner
-WPB1 polishing stone
-Tip activator
-stainless steel brush

WDC 2 - cleaning set consists of:
-WCD dry cleaner
-Tip activator
-stainless steel brush

dpv*link* 13768

Article	Type
515.127.99	**WDC 2 Cleaning set complete**
515.126.99	**WDC Cleaning set complete**

Stainless steel brush (3 pieces)

Weller

dpv*link* 13823

Article	Type
513.827.99	**Stainless steel brush (3 pieces)**

WPB1 Polishing stone

Weller

Polishing stone to remove thick oxide films on soldering tips.
Cleaning is only possible in the cold state of the soldering tip.

dpv*link* 13825

Article	Type
WPB1	**Polishing stone** to remove thick oxide films on soldering tips

Tip activator

Weller

Regenerates oxidized tips, 25 g, economically friendly, without using halogens, lead or rosin, residue-free, functioning at low temperatures, prolongs considerably the possible service life of the soldering tips.

dpv*link* 7484

Article	Type
513.031.99	**Tip activator**

DS 2500 Solder tin dispenser

PIERGIACOMI

ESD solder tin dispenser with guide and tool holder. Suitable for solder tin reels with

- core diameter > 15 mm
- max. solder wire diameter 2 mm
- weight up to 2.5 kg
- length 100 mm

dpv*link* 17637

Article	Type
P-DS2500.ESD	**Solder tin dispenser ESD DS-2500** • for one ESD solder tin reel • with guide tube and tool holder
P-DS2500-AB.ESD	**Solder tin reel holder ESD for second reel** • supplement for ESD solder tin dispenser • for second reel • with guide tube and tool holder
P-DS25002-B.ESD	**Solder tin dispenser ESD DS-25002B for 2 reels** • ESD solder tin dispenser • for two reels • both with guide tube and tool holder
P-DS2500-K.ESD	**Solder tin dispenser ESD DS-2500-K incl. tools** for one ESD solder tin reel with guide tube and tool holder incl tools: • diagonal cutting pliers TRE 03 NB • flat-nose pliers PN2005 • desoldering pump PD03 • tweeters 0SA • Phillips screwdriver PG2-1

Soldering tool type 35622

Robust soldering tool of fiberglass-nylon reinforced plastic for holding and handling PCBs during soldering processes. The flat blade allows to remove lead residues without any effort. With notch to hook and bend PCBs, lead and wire.

dpv*link* 20227

Article	Type
2070.35622	**Soldering tool type 35622**

Tinner "lead-free"

FELDER

Tinner "lead-free" - consisting of an mixture of solder activators, resins, solder powder and binders bleifrei

- for the cleaning and tinning of soldering tips
- removes carefully even thick oxide films with minimal smoke generation

dpv*link* 17086

Article	Type
FE-27100011	**FELDER tinner** can approx. 15 g (with adhesive pad on the bottom side)

DPV ELEKTRONIK
Weitere Artikel finden Sie unter www.compumet.ch

Soldering tip cleaner

HAKKO Soldering tip cleaner FT 710

Soldering tip cleaner with rotating brush rollers - prevents splashes and reduces the oxidation of the tips

- prevents solder from splashing
- suitable for many HAKKO soldering irons and tips
- predetermine the remaining solder amount on the tips
- reduces the heat loss of the soldering tips
- easy maintenance
- ESD safe (grounding cable not included)
- low-noise operation
- energy-saving, low operating costs with only 5 Watt (model AC adapter)

Scope of delivery:

FT-710	Soldering tip cleaner incl. cable
HA-A1567 /	2 brush rollers
HA-A1566	(stainless steel or plastic)
HA-B3517	Soldering tip receptable A
HA-B3518	Soldering tip receptable B
B 3523	Locking nut
	measuring template

dpv*link* 24143

Article	Type
HA-FT710-01	**HAKKO Soldering tip cleaner FT 710-01** with rotating bush rollers B (stainless steel) HA-A1567
HA-FT710-05	**HAKKO Soldering tip cleaner FT 710-05** with rotating bush rollers A (plastic) HA-A1566

HAKKO Soldering tip polisher FT 700

Soldering tip cleaner - cleaning and polishing of the tip with rotating bronze brushes and a regeneration of the surface

- for scaled, discolered soldering tips that do not take up any solder
- with rotating, motorized bronze brushes to remove onerous covering and persisting flux residues from soldering tips

Scope of delivery:

FT-700	Soldering tip polisher
B 3052	2 bronze brushes
FS 100	Paste 10g
B 3051	Small cleaning brush with handle

dpv*link* 24140

Article	Type
HA-FT700-13	**HAKKO Soldering tip polisher FT 700**

Accessories HAKKO

dpv*link* 24147

Article	Type
HA-A1566	**HAKKO cleaning brushes A** for HAKKO soldering tip cleaner FT 710 plastic bristles (PU = 2 pieces)
HA-A1567	**HAKKO cleaning brushes B** for HAKKO soldering tip cleaner FT 710 stainless steel bristles (PU = 2 pieces)
HA-B3517	**HAKKO receptable A** for HAKKO soldering tip cleaner FT 710 suitable for HAKKO soldering tips type T12/T15/T11 (not suitable for soldering tips format JL02/tunner/quad/spatula)

dpv*link* 24147

Article	Type
HA-B3518	**HAKKO receptable B** for HAKKO soldering tip cleaner FT 710 suitable for HAKKO soldering tips type T14/T18/900M
HA-B3519	**HAKKO receptable C** for HAKKO soldering tip cleaner FT 710 suitable for HAKKO soldering tips type T10/T13/T17/T20
HA-B3052	**HAKKO cleaning brushes for FT 700** bronze brushes (PU = 2 pieces)
HA-B3051	**HAKKO small cleaning brush with handle** for FT 700

Solder stop masks

Spot-Mask

Weller

Spot-Mask is a rubber-like material to protect the connectors on PCBs in the reflow process against tinning. After the soldering process, spot-mask can be removed easily and without leaving any residues. Mechanical stop after approx. 6 min, hardened after about 2-3 hours at 20°C, 1 hour at 95°C. Can be stored for 12 months. Suitable for lead-free soldering applications.

dpv*link* 13827

Article	Type
SM15748BK	**SM15748BK Spot Mask** Can be stored for 12 months. Suitable for lead-free soldering applications

P.C. Flex Mask

P.C. Flex Mask is a solder resist mask made of latex rubber without solvent additives used for the protection of contacts, switches, connectors, plated-through holes and bare places on PCBs during the soldering process. It is also suitable for protecting electronic components against the contact with fluxes and cleaning agents. Afterwards, the mask can be easily peeled off and leaves no residues.

Technical data:
-Active ingredients: natural latex rubber
-Solid content: 63%
-Odor: slight odor of ammonia
-State: thisotrope paste
-Flashpoint: noninflammable
-Cure time at room temperature: approx. 40 min
-Cure time at 60°C: approx. 15 min
-Removabillity: 100 %
-Heat resistance: 268°C during soldering
-Durability (unopened) about 6 months

dpv*link* 12251

Article	Type
C-330.202	P.C. Flex Mask, 237ml
C-330.204	P.C. Flex Mask, 3.8l

PCM Peelable solder resist mask

ELECTROLUBE THE SOLUTIONS PEOPLE

PCM peelable solder resist mask

- Suitable for the use in the wave soldering process, does not peel off any solder when being removed
- Flexible latex for component cover
- Completely peelable by hand without leaving residues
- Solvent-resistant
- Pollutes no protective lacquers
- Dries at room temperature
- High film strength, hard to break

dpv*link* 2751

Article	Type
PCM250ML	250 ml dispenser

PCS Ammonia-free peelable protective mask

PCS peelable protective mask

- Protection for coating and wave soldering processes
  für bleifrei Einsatz
- Synthetic, flexible
- Ammonia-free, no odor
- Accelerated curing by heat
- Can be removed by hand without leaving any residue
- No discoloration caused by ammonia
- Improved durability

dpv*link* 10034

Article	Type
PCS250ML	250 ml dispenser bottle

CHEMASK Peelable solder resist mask

CHEMASK® peelable solder resist mask

- Nonadhesive drying within 30 minutes
- Ideal for connectors, contacts, etc.
- Simple use - just peel off the dry mask
- Latex-based, peelable without leaving any residues
- Dispenser bottle with dispensing tip

dpv*link* 6307

Article	Type
CLF8E	250 ml dispenser bottle LEAD-FREE
CM8E	250 ml dispenser bottle

Lead-free labels

Lead-free label "lead free", type 1

Green, imprint in black, dual web, permanently self-adhesive

dpv*link* 7314

Article	Ø	Count	Type	Material
2820.2041.20.T1	20 mm	3000 piece	Roll	paper
2820.2041.30.T1	30 mm	3000 piece	Roll	paper

Lead-free label "RoHS" type 2

green, imprint in black
dual web, permanently adhesive

dpv*link* 7318

Article	Ø	Count	Type	Material
2820.2042.10.T2	10 mm	5000 piece	Roll	vinyl
2820.2042.20.T2	20 mm	3000 piece	Roll	paper

Lead-free label "Pb", type 3

white, imprint in red and black
dual web, permanently adhesive

dpv*link* 7321

Article	Ø	Count	Type	Material
2820.2043.10.T3	10 mm	5000 piece	Roll	paper

Polyimide adhesive tapes

Polyimide foil / adhesive tape - ESD antistatic

Antistatic, high-temperature resistant polyimide foil / adhesive tape, silicone adhesive
Thickness including adhesive approx. 0.06 mm
Thermal class: can be used up to 300°C for a short time
Color: brown opaque

dpv*link* 9929

Article	W [mm]	Roll length [m]
LAK-03.ESD	3,0	33
LAK-04.ESD	4.0	33
LAK-05.ESD	5.0	33
LAK-06.ESD	6,0	33
LAK-08.ESD	8.0	33
LAK-09.ESD	9.0	33
LAK-10.ESD	10	33
LAK-12.ESD	12.0	33
LAK-13.ESD	13	33
LAK-15.ESD	15	33
LAK-19.ESD	19	33
LAK-25.ESD	25	33
LAK-50.ESD	50	33

Polyimide foil / adhesive tape - standard

High-temperature resistant polyimide foil/adhesive tape, silicone adhesive
Thickness including adhesive approximately 0.055 mm
Thermal class: can be used up to 300°C for a short time
Color: brown opaque

dpv*link* 9919

Article	W [mm]	Roll length [m]
LAK-02	2	33
LAK-03	3,0	33
LAK-04	4.0	33
LAK-05	5.0	33
LAK-06	6,0	33
LAK-08	8.0	33
LAK-09	9.0	33
LAK-10	10	33
LAK-12	12.0	33
LAK-15	15	33
LAK-19	19	33
LAK-25	25	33

Weitere Artikel finden Sie unter www.compumet.ch

Polyimide / adhesive tape

High-temperature resistant polyimide foil / adhesive tape, silicone adhesive
Thickness approx. 0.070 mm
Thermal class H 180°C, heat resistance 240°C / 10 min., temporarily max 260°C
Color: brown transparent

dpv*link* 17977

Article	W [mm]	Roll length [m]
C-318003.03	3,0	33
C-318003.04	4.0	33
C-318003.05	5.0	33
C-318003.06	6,0	33
C-318003.07	7	33
C-318003.08	8.0	33
C-318003.09	9.0	33
C-318003.10	10	33
C-318003.11	11	33
C-318003.12	12.0	33
C-318003.15	15	33
C-318003.18	18	33
C-318003.19	19	33
C-318003.20	20	33
C-318003.23	23	33
C-318003.25	23	33
C-318003.30	30	33
C-318003.32	32	33
C-318003.40	40	33
C-318003.50	50	33
C-318003.65	65	33

Solder Mask Dots - ESD antistatic

Antistatic, high-temperature resistant polyimide foil, silicone adhesive
Thickness approximately 0.060 mm
Thermal class: can be used up to 300°C for a short time
Color: brown opaque; slotted base foil

dpv*link* 9947

Article	Ø	Count
LAP-04.ESD	4.0 mm	10,000 piece
LAP-06.ESD	6.0 mm	10,000 piece
LAP-08.ESD	8.0 mm	10,000 piece
LAP-10.ESD	10.0 mm	10,000 piece
LAP-12.ESD	12.0 mm	10,000 piece
LAP-16.ESD	16.0 mm	10,000 piece

Solder Mask Dots - standard

Silicone adhesive, antistatic, high temperature resistant polyimide
Thickness including adhesive approximately 0.055 mm
Thermal class: can be used for a short time up to 300°C
Color: brown transparent; slotted base foil.

dpv*link* 9938

Article	Ø	Count
LAP-04.1000	4.0 mm	1,000 piece
LAP-06.1000	6.0 mm	1,000 piece
LAP-08.1000	8.0 mm	1,000 piece
LAP-09.1000	9.0 mm	1,000 piece
LAP-10.1000	10.0 mm	1,000 piece
LAP-12.1000	12.0 mm	1,000 piece
LAP-14.1000	14.0 mm	1,000 piece
LAP-16.1000	16.0 mm	1,000 piece

Polyimide adhesive dots

High-temperature resistant polyimide foil, silicone adhesive
Thickness incl. adhesive approx. 0.070 mm
Thermal class H 180°C, heat resistance 240°C/10 min, temporarily max. 260°C
Color: brown transparent

dpv*link* 17999

Article	Ø	Count
C-729115.D04	4.0 mm	1,000 piece
C-729115.D05	5.0 mm	1,000 piece
C-729115.D06	6.0 mm	1,000 piece
C-729115.D08	8.0 mm	1,000 piece
C-729115.D09	9.0 mm	1,000 piece
C-729115.D10	10.0 mm	1,000 piece
C-729115.D12	12.0 mm	1,000 piece
C-729115.D14	14.0 mm	1,000 piece
C-729115.D15	15.0 mm	1,000 piece
C-729115.D16	16.0 mm	1,000 piece

Desoldering braids

Desoldering braids SODER WICK

SODER-WICK® is the world's leading brand when it comes to desoldering braids. The braids are the fastest, cleanest and safest ones in the industry. The processing and repair time is considerably shortened and the risk of damage of the PCBs by heat is reduced to a minimum. The geometrically precise web design allows a maximum capillary activity and soldering performance.

Soder-Wick "Lead-Free" SD desoldering braid

Chemtronics

The fastest and safest flux desoldering braid for lead-free applications, packed in ESD reels.

- für bleifrei Einsatz
- packed in ESD safe reels
- patented corrosion-free flux
- leaves no ionic contamination
- RoHS compliant

dpv*link* 7752

Article	Type
SW.40-1-5.ESD	Soder-Wick "Lead-free" 0.8 mm x 1.5 m / white
SW.40-2-5.ESD	Soder-Wick "Lead-free" 1.5 mm x 1.5 m / yellow
SW.40-3-5.ESD	Soder-Wick "Lead-free" 2.0 mm x 1.5 m / green
SW.40-4-5.ESD	Soder-Wick "Lead-free" 2.8 mm x 1.5 m / blue
SW.40-2-10.ESD	Soder-Wick "Lead-free" 1.5 mm x 3.0 m / yellow
SW.40-3-10.ESD	Soder-Wick "Lead-free" 2.0 mm x 3.0 m / green
SW.40-4-10.ESD	Soder-Wick "Lead-free" 2.8 mm x 3.0 m / blue

Soder-Wick No-Clean SD desoldering braid

Chemtronics

The fastest and safest rosin flux desoldering braid, packed in ESD reels.

- packed in ESD safe reels
- patented corrosion-, halogen-free, organic no-clean flux

- desolders up to 40% faster than no-clean braids by the competing partners and the PCBs are cleaner afterwards
- corresponds to Bellcore standard TR-NWT-000078, IPC SF-818 specification and standard MIL-STD-883B

dpv*link* 6262

Article	Type
SW.60-1-5.ESD	Soder-Wick no-clean 0.8 mm x 1.5 m / white
SW.60-2-5.ESD	Soder Wick no-clean 1.5 mm x 1.5 m / yellow
SW.60-3-5.ESD	Soder-Wick no-clean 2.0 mm x 1.5 m / green
SW.60-4-5.ESD	Soder-Wick no-clean 2.8 mm x 1.5 m / blue
SW.60-5-5.ESD	Soder-Wick no-clean 3.7 mm x 1.5 m / brown
SW.60-1-10.ESD	Soder-Wick no-clean 0.8 mm x 3.0 m / white
SW.60-2-10.ESD	Soder-Wick no-clean 1.5 mm x 3.0 m / yellow
SW.60-3-10.ESD	Soder-Wick no-clean 2.0 mm x 3.0 m / green
SW.60-4-10.ESD	Soder-Wick no-clean 2.8 mm x 3.0 m / blue
SW.60-5-10.ESD	Soder-Wick no-clean 3.7 mm x 3.0 m / brown

Soder-Wick rosin SD desoldering braids

Chemtronics

The fastest and safest rosin flux desoldering braid, packed in ESD reels.

- packed in ESD safe reels
- corrosion-free rosin flux type R
- reduces the risk of heat damage on PCBs to a minimum
- leaves no ionic contaminations on the PCBs

dpv*link* 6276

Article	Type
SW.80-1-5.ESD	Soder-Wick rosin 0.8 mm x 1.5 m / white
SW.80-2-5.ESD	Soder-Wick rosin 1.5 mm x 1.5 m / yellow
SW.80-3-5.ESD	Soder-Wick rosin 2.0 mm x 1.5 m / green
SW.80-4-5.ESD	Soder-Wick rosin 2.8 mm x 1.5 m / blue
SW.80-5-5.ESD	Soder-Wick rosin 3.7 mm x 1.5 m / brown
SW.80-1-10.ESD	Soder-Wick rosin 0.8 mm x 3.0 m / white
SW.80-2-10.ESD	Soder-Wick rosin 1.5 mm x 3.0 m / yellow
SW.80-3-10.ESD	Soder-Wick rosin 2.0 mm x 3.0 m / green
SW.80-4-10.ESD	Soder-Wick rosin 2.8 mm x 3.0 m / blue
SW.80-5-10.ESD	Soder-Wick rosin 3.7 mm x 3.0 m / brown
SW.50-2-100.ESD	Soder-Wick rosin 1.5 mm x 30.5 m / yellow
SW.50-3-100.ESD	Soder-Wick rosin 2.0 mm x 30.5 m / green
SW.50-4-100.ESD	Soder-Wick rosin 2.8 mm x 30.5 m / blue

Desoldering braids FELDER

FELDER Desoldering braids

FELDER

Flux-saturated copper braid for the desoldering of SMD and THT components and for the removal of excess solder on printed circuit boards

- Flux according to DIN EN 29454.1, 1.1.3.B (ROL0)

dpv*link* 17084

Article	Type
FE-27161000	Desoldering braid 1.0 mm x 1.6 m / yellow
FE-27161500	Desoldering braid 1.5 mm x 1.6 m / red
FE-27161530	Desoldering braid 1.5 mm x 30 m / red
FE-27162000	Desoldering braid 2.0 mm x 1.6 m / blue
FE-27162030	Desoldering braid 2.0 mm x 30 m / blue
FE-27162500	Desoldering braid 2.5 mm x 1.6 m
FE-27162530	Desoldering braid 2.5 mm x 30 m
FE-27163000	Desoldering braid 3.0 mm x 1.6 m
FE-27163030	Desoldering braid 3.0 mm x 30 m

Flux Pen

Flux (without brush)

Weller

Liquid flux (100 ml), type 1.1.3.A (F-SW32), EN29 454, residues of the flux are not corrosive

dpv*link* 2702

Article	Type
513.831.99	**Flux (without brush), 100 ml** Flux for processing PCBs and components

DPV ELEKTRONIK
Weitere Artikel finden Sie unter www.compumet.ch

Dispensing pen ESD Bonpen

Empty dispensing pen refillable

- 7 different tips for diverse applications
- Excellent for fine and precise application of the flux or other suitable solutions
- Usable for flux, solvents, lubricants, masks and water-based products
- antistatic / ESD version
- PU: 5 pieces

dpv*link* 23097

Article	Type
I-BON-102.ESD	**Dispensing pen ESD BON-102** Tip I-BR-102 conical short, fine nylon brush Width 4.3 mm, length 14 mm
I-BON-102B.ESD	**Dispensing pen ESD BON-102B** Tip I-BR-102B conical short, fine felt Width 4.0 mm, length 9.5 mm
I-BON-102D.ESD	**Dispensing pen ESD BON-102D** Tip I-BR-102D chisel-shaped flat, fine nylon brush Width 6.2 mm, length 17 mm
I-BON-102F.ESD	**Dispensing pen ESD BON-102F** Tip I-BR-102F chisel-shaped flat, fine felt Width 4.5 mm, length 10 mm
I-BON-102K.ESD	**Dispensing pen ESD BON-102K** Tip I-BR-102K chisel-shaped oblique, fine felt Width 4.5 mm, length 12.5 mm
I-BON-102S.ESD	**Dispensing pen ESD BON-102S** Tip I-BR-102S conical ultrafine and extra short, fine nylon brush Width 2.5 mm, length 10 mm
I-BON-102T.ESD	**Dispensing pen ESD BON-102T** Tip I-BR-102T conical long, fine nylon brush Width 5.2 mm, length 18 mm
I-BON-102A.ESD	**Dispensing pen ESD BON-102A** contains dispensing pens Bonpen I-BON-102, I-BON-102B, I-BON-102D, I-BON-102F, I-BON-102K, I-BON-102S, I-BON-102T

Tips Bonpen

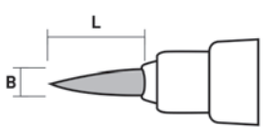

PU: 5 pieces

dpv*link* 23098

	Article	Version	W [mm]	L [mm]
	I-BR-102.ESD	conical shape short, fine nylon brush	4.3	14
	I-BR-102B.ESD	conical shape short, fine felt	4.0	9.5
	I-BR-102D.ESD	chisel shape flat, fine nylon brush	6.2	17
	I-BR-102F.ESD	chisel shape flat, fine felt	4.5	10
	I-BR-102K.ESD	chisel shape oblique, fine felt	4.5	12.5
	I-BR-102S.ESD	Conical ultrafine and extra short, fine nylon brush	2.5	10
	I-BR-102T.ESD	conical shape long, fine nylon brush	5.2	18

Cartridge for dispensing tip Bonpen ESD

dpv*link* 23114

Article	Type
I-CA102.ESD	**Replacement cartridge for dispensing pen ESD Bonpen** Content: 7ccm, PU: 5 pieces

Dispensing pen ESD / Flux pen

Specific amounts of 'no-clean' flux, solvents, lubricants, cover masks and water-based products are applied with dispensing pens. They prevent the evaporation of the medium. A unique valve dispenses precisely the medium and prevents a leakage and spattering.

dpv*link* 7861

Article	Type
571.010.ESD	**Dispensing pen ESD / Flux pen 10 ml** with standard tip chisel-shaped / acrylic AC, empty (without medium), refillable
571.011.AB	**Replacement tip spherical shape / acrylic type AB** (for dispensing pen art. 571.010.ESD)
571.011.AC	**Replacement tip chisel-shaped / acrylic -standard- type AC** (for dispensing pen art. 571.010.ESD)
571.011.AP	**Replacement tip dot shape /acrylic type AP** (for dispensing pen art. 571.010.ESD)
571.011.PC	**Replacement tip chisel-shaped / polyester type PC** (for dispensing pen art. 571.010.ESD)

CCP Dispensing / flux pen, empty 344

- refillable with every flux
- supplied with flat tip
- exchangeable tip
- refillable
- ideal for the repair of SMD boards
- precise positioning of the flux

dpv*link* 12931

Article	Type
C-344.705	**CCP dispensing / flux pen with flat tip, empty**
C-344.706	**Replacement tip for flux pen (flat)**

SMF Flux pen

ELECTROLUBE THE SOLUTIONS PEOPLE

SMF flux pen

- Excellent solderability. Excellent solder expansion
- Quickly drying, easily activated 'no-clean' flux (type RMA)

- Leaves few nonadhesive/corrosion-free residues
- halide-free, therefore no cleaning necessary
- 100% ozone friendly
- Very reliable

dpv*link* 7569

Article	Type	Volume	PU
SMF12P	SMF Flux pen	12 ml	5 piece

Lead-free flux pen

Chemtronics

Lead-free flux pen

- corrosion-free, halide-free, no-clean flux
- für bleifrei Einsatz (RoHS konform)

- complies with Bellcore TR-N-NWT-000078 and IPC SF-8181 for surface resistance
- corresponds to ANSI / IPC J-STD-004, Type ROL0
- can easily be removed with Chemtronics lead-free flux remover

dpv*link* 7764

Article	Type
CW8400	**Lead-free flux pen, 9.0 g**

Flux pens CircuitWorks

Chemtronics

Flux pens CircuitWorks®

Pen for an accurate and controlled application of the flux. The marking tip allows an exact application of the flux on the surface. Can be easily removed with the flux remover pen or with a Flux-Off flux remover.

No-Clean flux pen:

- Applies a patented, corrosion- and halogen-free organic No-Clean flux
- Flux meets the requirements of Bellcore TR-NWT-000078 and IPC SF-818 for surface insulation resistance

Rosin flux pen:

- Applies a corrosion-free flux type R
- Flux meets the requirements of MIL-F-14256 E+F type R and RMA

dpv*link* 6319

Article	Type
CW8100	**No-Clean flux pen 9.0 g**
CW8200	**Rosin flux pen 9.0 g**

Solder fume extraction

LDA 1 Solder fume extractor

This solder fume extractor was designed to absorb harmful fumes at the workstation. It prevents actively headaches, inflammation of the eyes and fatigue often caused by the inhalation of solder fumes. The powerful axial fan extracts the malodorous solder fumes through a activated carbon filter. Chemical pollutants are absorbed effectively.

This extractor has the following advantages compared to installed extraction systems:

- The workstation structure remains flexible (devices are not mounted)
- No maintenance costs, because there is no regular cleaning of the suction lines
- If a device fails, it will not stop the entire system
- low energy consumption (18W)
- inexpensive (serial production)

Technical data

Connection values:	220/240 V - 50/60 Hz-18 W
Air flow:	170 mm^3/h
Air noise:	40 dB
Housing:	Aluminium anodized
Dimensions:	150 x 140 x 55 mm

dpv*link* 3563

Article	Type
201.250	**LDA 1 Solder fume extractor** (without stand)
201.250.CH	**LDA 1 Solder fume extractor** Version Switzerland Air flow rate 183 m^3/h, 8 Watt (without stand)
201.255	**Activated carbon filter 6 pcs**
	Accessories
201.260	Table tripod LDS 1

LDA 1-R Solder fume extractor



For toxic and malodorous gases, vapors, aerosols, particles and suspendes solids.

- special filter for all hazardous substances, also for formaldehyde
- for soldering tasks in poorly ventilated rooms with lead-free solder
- also for working with hazardous substances in cleanrooms

Technical data

Connection values:	220/240 V - 4W
Airflow rate:	140 m^3/h
Air noise:	38 dB
Housing:	aluminium anodized
Dimensions:	150 x 140 x 55 mm

dpv*link* 21489

Article	Type
201.252	**LDA 1-R Solder fume extractor** (without stand)
201.257	**Replacement filter LDF 1-R**
	Accessories
201.260	Table tripod LDS 1

LDA 2 Solder fume extractor

Due to its oblong design and the high air flow rate, this device is optimal for manual soldering stations in the PCB production. The extractor is delivered complete with a mounting bracket.

Technical data

Connection values:	220/240 V - 50/60 Hz 36 W
Air flow:	340 m^3/h
Air noise:	44 dB
Housing:	Aluminium anodized
Dimensions:	320 x 140 x 55 mm

dpv*link* 6593

Article	Type
201.350	**LDA 2 solder fume extractor** incl. support
201.355	**Activated carbon filter 6 pcs** (2 pieces are needed per filter change)

DPV ELEKTRONIK

Weitere Artikel finden Sie unter www.compumet.ch

LDA 2-R Solder fume extractor

Due to the oblong design and the high airflow this device is especially suitable for manual soldering places and for working with hazardous substances - also in clean-rooms. For toxic and malodorous gases, vapors, aerosols, particles and suspended solids.

- special filter for all hazardous substances, also for formaldehyde
- also for soldering tasks in poorly ventilated rooms with lead-free solder
- due to latest technology only 5 Watt (corresponds A++)
- minimal noise emission
- delivery without support
- operation possible without stand (the following stands are suitable for this extractor: LDS 6 and LDS 10)

Technical data

Connection values:	220/240 V - 5W
Airflow rate:	220 m^3/h
Air noise:	34 dB
Housing:	aluminium anodized
Dimensions:	320 x 140 x 55 mm

dpv*link* 21485

Article	Type
201.360	**LDA 2-R Solder fume extractor**
201.361	**Replacement filter LDF 2-R**

LDA 4 Solder fume extractor

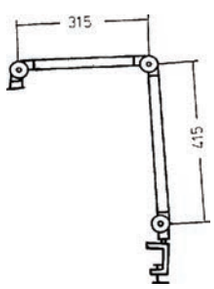

By using 4 low-noise fans (quiet fans), the noise level is only 36 dB. Thus, the LDA 4 is the quietest extractor on the market.

The 4 fans effect an even air flow over the entire area of 260 x 220 mm. The service life of the filter is approximately 4-6 weeks.

Technical data

Connection values:	220/240 V - 50/60 Hz-16 W
Air flow:	320 m^3/h
Air noise:	36 dB
Housing:	Aluminium anodized
Dimensions:	260 x 230 x 55 mm

dpv*link* 6601

Article	Type
201.450	**LDA 4 solder fume extractor**
201.455	**Activated carbon filter for LDA 4**
201.460	**Table tripod LDS 6**
201.490	**Tripod with articulated arm LDS 10 (suitable for LDA 1/2/4)**

LDA 600 Pollutant and solder fume extractor



By the use of 6 axial fans, the air flow is evenly distributed over the whole area. The high suction power allows the use at all workstations, even with large quantities of pollutants and at a larger distance to the source of pollution.
In its performance this extractor surpasses almost all firmly installed extraction units and the workplace design remains flexible.

Technical data

Connection values:	220/240 V; 110 W
Air flow:	650 m^3/h
Air noise:	42dBA
Housing:	Aluminium anodized
Dimensions:	445 x 260 x 55 mm

dpv*link* 12955

Article	Type
201.600	**LDA 600 pollutant extractor, complete with tripod**
201.601	**Replacement filter LDF 600**

WLA 1 LED Solder fume extractor

The WLA 1 LED soldering fume extractor absorbs the harmful fumes, gases and vapors produced during the soldering process, and cleans the polluted air immediately at the workstation with a Poret®-Carbon activated carbon filter.

- two low-noise axial fans such the polluted air through an activated carbon filter mat that absorbs the pollutants
- the suction power can be adjusted via a 2-step switch
- LED lamp (6.2 W) in the upper part of the device provide sufficient lighting
- the device is available with a tripod with articulated arm or as table-top device with additional wire stand

Technical data

Dimensions:	340 x 170 x 260 mm (LxWxH)
Base unit without tripod - weight:	approx. 4 kg
Supply voltage:	230 V / 50 Hz
Fan power:	Level I approx. 30 m^3/h Level II approx. 70 m^3/h
Filter:	Poret ®-Carbon activated carbon
Filter service life:	approx. 40 hours of operation with medium load
Lighting:	LED lamp (6.2 W)

dpv*link* 3568

Article	Type
200.200	**WLA-1 LED solder fume extractor**
200.201	**Tripod with articulated arm**
200.202	**Support stand**
200.203	**Replacement activated carbon filter**

Soldering iron with fume extraction

Any soldering process produces inevitably harmful fumes and gases. These fumes are extracted by a extraction tube integrated in the solder iron exactly where there are produced - directly at the solder joint. There are a total of 5 specially developed soldering irons. But also the retrofitting of existing soldering iron is easy.

FE 50 Soldering iron set 50W / 24V

Weller

FE 50 soldering iron set 50W / 24V

consists of:

Order No.	*Model*	*Description*
525.153.99	FE 50	FE soldering iron ET LT 50W/24V adapter and LTB soldering tip
515.020.99	KH 20	Safety rest
550.050.99		Funnel for FE 50 / FE 50M
525.409.99		Cleaning brush for extraction tube

dpv*link* 13851

Article	Type
533.150.99	**FE 50 set - soldering iron 24V / 50W** Appropriate soldering tips: ET series
525.153.99	**FE 50 soldering iron 50W / 24V** with ET-LT adapter and LTB soldering tip
	Accessories
515.020.99	KH 20 safety rest
550.050.99	Funnel for FE 50/FE 50M
525.409.99	Cleaning brush for extraction tube

FE 50 M - FE Soldering iron Magnastat 50W / 24V

Weller

consists of:

Order No..	*Model*	*Description*
532.152.99	FE 50 M	FE soldering iron 50 W / 24 V Magnastat-controlled by PT-LT adapter and LTM soldering tip
550.050.99		Funnel for FE 50 / FE 50 M
525.409.99		Cleaning brush for extraction tube

dpv*link* 13857

Article	Type
532.152.99	**FE 50 M - Magnastat soldering iron 24V / 50W** Suitable soldering tips: PT series
	Accessories
550.050.99	Funnel for FE 50/FE 50M
525.409.99	Cleaning brush for extraction tube

FE 75-Set Soldering iron set 80 W / 24V

Weller

consists of:

Order No.	*Model*	*Description*
529.166.99	FE 75	FE soldering iron 80 W / 24 V with LTB soldering tip
515.020.99	KH 20	Safety rest
525.409.99		Cleaning brush for extraction tube

dpv*link* 13858

Article	Type
533.151.99	**FE 75 -set- soldering iron set 80 W / 24V** Suitable soldering tips: LT series.
529.166.99	**FE 75 soldering iron 80 W / 24 V** with soldering tip LT B
	Accessories
515.020.99	KH 20 safety rest
525.409.99	Cleaning brush for extraction tube

FE Retrofit kits (clip-on kits) for soldering irons

Weller

FE retrofit kits (clip-on kits) for soldering irons, fitting of the extraction tube with clamping fastening, the handling of soldering iron is not affected.

dpv*link* 9614

Article	Type
525.125.99	**FE retrofit kit for LR 21, LR 82, TCPS; 61 W, W 101, WSP 150 only with rest AK 1**
528.126.99	**FE retrofit kit for WSF 80D5/8 for AKS safety rest**
513.125.99	**FE retrofit kit for the DS 22, 80 DS and DSX 80 desoldering iron**

Accessories for FE soldering irons

Weller

dpv*link* 13861

Article	Type
536.352.99	**Locking clip for extraction hose**
525.410.00	**Extraction hose** (Replacement, yard goods)

DPV ELEKTRONIK

Weitere Artikel finden Sie unter www.compumet.ch

Universal FE retrofit kits

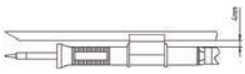

For Weller soldering irons WP 80, WSP 80, WMP, WMRP, MLR 21 or soldering irons with handle diameter Ø 10-13 mm. Clip is attached to the soldering iron with an O-ring.

dpv*link* 13863

Article	Type
529.186.99	**FE retrofit kit with extraction tube Ø 6 mm** for WSP 80, WP 80, MLR 21, MLR 80, WMP
529.185.99	**FE retrofit kit with extraction tube Ø 4.5 mm** for WMRP and WSP 80, WP 80, MLR 21, MLR 80, WMP, recommended for fine soldering tasks
587.448.75	**FE clip set for FE retrofit kit** Tube Ø 4.5 mm
587.448.76	**FE clip set for FE retrofit Kit** Tube Ø 6.0 mm

Fume extraction for soldering tips

FT12 - solder fume extraction unit ESD

Maintenance-free compressed-air converter, portable unit for central use, suitable for industrial continuous operation

Technical data:

Max. soldering irons:	2
Height/diameter:	200 x 120 mm
Weight:	1.7 kg
Noise level:	37 dB(A)
Air consumption	27 l/min
Vaccum	20,000 Pa
Working pressure:	3.5 - 7 bar

dpv*link* 3603

Article	Type
112-0000-ESD	**FT12 Solder fume extraction unit ESD** compressed air operation, for 2 soldering irons

WFE P

Electrical vacuum pump assures the necessary low pression, 2 power levels for optimal extraction, with 2 soldering iron, portable unit for central use

Technical data:

Max. soldering irons:	2
Height/diameter:	294 x 140 mm
Weight:	4 kg
Noise level:	45 dB(A)
Voltage:	230 V / 50 hz
Vacuum:	30,000 Pa

dpv*link* 3579

Article	Type
536.386.99	**WFE P - solder fume extraction**

Spare parts for FT 12 and WFEP

dpv*link* 3583

Article	Size
587.357.57	**Compressed air cleaning filter for WFE P**
210-0323-ESD	**Compressed air cleaning filter for FT 12**
536.410.99	**Compact filter for FT 12 and WFE P** HEPA H13 and wide band gas filter (50% activated carbon, 50% Chemisorb)
536.407.99	**Compact filter for adhesive fumes for WFE P and FT 12** HEPA filter H13 and wide band gas filter (100% activated carbon)
536.421.99	**Fine dust filter F7 for FT 12 and WFE P** (PU = 3 pcs)

Zero Smog 20T solder fume extraction unit

Solder fume extraction unit 230 V / 50 Hz

- electronically controlled turbine
- two operation modes selectable
- Electronic filter control (LED)
- Electronic filter operation level display
- RS 232 interface for remote monitoring
- USB interface for Firmware update, Efficiency test and data log function
- Dimensions: 450x450x695mm (LxWxH)
- Weight 45 kg
- Power input 630 VA
- Noise level 51db (A) at 1 m distance
- Max. vaccum 12,000 Pa
- Max. flow rate 100 m^3/h
- Max. capactiy 20 FE soldering irons

Scope of delivery:
Fume extraction unit 230 V / 50 Hz
Compact filters consisting of HEPA filter H13
and wide band band gas filter (50% activated carbon, 50% Puratex)
fine dust filter F 7

dpv*link* 17678

Article	Type
536.706.99	**Zero Smog 20T solder fume extraction unit** for the extraction with suction tube an the soldering iron

DPV ELEKTRONIK
dpv*link* - Produkte schnell finden!
www.compumet.ch
z.B.: dpv*link* 21010 → dpv*link* 21010

Fume extraction for volume extraction

Zero Smog EL Kit 1

The portable **solder fume extraction unit** with fine dust pre-filter can be put together quickly and easily due to Easy-Click system. The power is adjustable. The kit has especially **long service lives**. A necessary filter change is **optically** displayed. An especially **long service life** is assured by the powerful EC gas blower.

Scope of delivery:

- **FT91010699**Zero Smog EL extraction unit
- **0F15** Flexible extraction arm
- **ALFA** funnel nozzle
- **587.627.01** filter kit H13

Model	Zero Smog EL
Dimensions	355 x 360 x 455 mm
Weight	8.6 kg
Voltage	220 - 240 V
Power	120 W
Flow rate	150 m³/h
Noise level	< 53 db
Pre-filter	Fine dust filter M5
Compact filter	Particle filter H13, activated carbon filter
Workstation	1 - 2 workstations possible
WX compatibility	yes

dpv*link* 20601

Article	Type
FT91012699	**Zero Smog EL Kit 1** Solder fume extraction unit with filter level display including extraction arm and funnel nozzle

Replacement filter for Zero Smog EL

dpv*link* 19148

Article	Size
587.627.03	**Fine dust filter F5** for Zero Smog 2 (10 pieces) and Zero Smog EL
587.627.01	**Filter set E12 with 10 pre-filters F5** HEPA filter H13 and wide band gas filter (10% activated carbon)

Zero Smog TL Kits

The portable **solder fume extraction unit** with fine dust pre-filter can be put together quickly and easily. It is suitable for a flexible positioning. Absorb the solder fume with the **sloped metal nozzle in the direct environment** of the component to be soldered. If you want to **reach a larger surface, the Alfa funnel nozzle** is just the right accessory. The kit has especially long filter service lives. An automated **filter change notification system** indicates **optically and acustically** that the filter has to be change.

- absorb pollutants on the place where they originate
- high suction power
- Easy-Click systen for simple plug-in connection
- pre-filter can be changed separately
- optical and acustic filter change display

Scope of delivery:

- **FT91013699** Zero Smog TL extraction unit
- **FT91000033** ZSRS Zero Smog Remote (2m)
- **OF10** Flexible suction unit (1x with Kit 1; 2x with Kit 2)

FT91000033
ZSRS Zero Smog Remote

Model	Zero Smog TL
Dimensions	355 x 330 x 455 mm
Weight	9 kg
Voltage	220 - 240 V
Power	120 W
Noise level	< 50 db
Pre-filter	Fine dust filter F7
Compact filter	Particle filter H13 and 10% activated carbon foam filter

dpv*link* 20604

Article	Type
FT91015699	**Zero Smog TL Kit 1 FN** in addition: • ALFA funnel nozzle • shut-off valve with table clamp • suction hose 3 m
FT91017699	**Zero Smog TL Kit 2FN** in addition: • 2 x ALFA funnel nozzle • 2 x fastening clips diameter 63 mm
FT91016699	**Zero Smog TL Kit 2 SN** in addition: • 2 x metal nozzle sloped diameter 60 mm • 2 x fastening clips diameter 63 mm

DPV ELEKTRONIK
Weitere Artikel finden Sie unter www.compumet.ch

Zero Smog 4V

The extraction unit Zero Smog 4V is easy to install and to operate. A powerful, maintenance-free blower garanties a continuous fume extraction with maximal flow rate of upt to 230 m^3/h. The CFC function controls automatically the blower speed, optimizes the suction power and reduces the power consumption.

- extraction unit for the use at up to 4 workstations
- Constant Flow Control (CFC) function garanties an optimally regulated extraction for each workstation, independent of the number of connected workstations
- electronic filter control with optical and acoustic alarm function
- efficiency test via USB connection
- 4 castors for flexible use
- operation by remote controle via RS 232 connection
- low noise level

Technical data Zero Smog 4V:

Dimensions (LxWxH), weight:	345x325x505 mm, 19 kg
Noise level:	48 dB(A)
Voltage:	230 V, 50 Hz
Suction power max.:	230 m^3/h
Vacuum max.:	2700 Pa
Power consumption:	275 W

dpv*link* 16607

Article	Type
536.606.99	**Zero Smog 4V** with compact filter (particle filter H13 and wide band gas filter) and fine-dust pre-filter F7
536.616.99	**Zero Smog 4V** with special wide band gas filter for adhesive fumes

Zero Smog 4V Kit1 nozzle

consisting of:

- Zero Smog 4V extraction unit (536.606.99)
- Kit 1 nozzle (536.572.99)

dpv*link* 16611

Article	Type
536.636.99	**Zero Smog 4V Kit1 nozzle** for 1 workstation

Zero Smog 4V Kit2 nozzle

consisting of:

- Zero Smog 4V extraction unit (536.606.99)
- 2x Kit 1 nozzle (536.572.99)

dpv*link* 16613

Article	Type
536.656.99	**Zero Smog 4V Kit2** for 2 workstations

Zero Smog 4V Kit1 funnel

consisting of:

- Zero Smog 4V extraction unit (536.606.99)
- Kit 1 funnel (536.571.99)

dpv*link* 16615

Article	Type
536.626.99	**Zero Smog 4V Kit1 funnel** for 1 workstation

Zero Smog 4V Kit2 funnel

consisting of:

- Zero Smog 4V extraction unit (536.606.99)
- 2x Kit 1 funnel (536.571.99)

dpv*link* 16617

Article	Type
536.646.99	**Zero Smog 4V Kit1 funnel** for 2 workstations

Replacement filter for Zero Smog 2 / Zero Smog 4V

dpv*link* 15054

	Article	Size
	587.359.37	**Fine dust filter F5 for Zero Smog 4V** according DIN EN 779 Particle sizes up to 100 µm (PU = 10 pieces)
	587.359.38	**Fine dust filter F7 for Zero Smog 4V** in accordance with DIN EN 779 Particle sizes up to 10 µm (PU = 10 pieces)
	587.359.36	**Compact filters for Zero Smog 4V** consisting of particle filter H13 and wide band gas filter (50% activated carbon, 50% Chemisorb)
	587.358.95	**Compact filters for adhesive vapors for Zero Smog 2 and 4V** consisting of wide band gas filter (50% activated carbon, 50% Chemisorb)

Zero Smog 6V

Zero Smog 6V as a extraction unit is very user-friendly, both in the easy and fast installation and in the filter exchange. Its noise level is low. The compact unit can be placed directly in the working area.

The used high-quality components minimise the maintenance costs and reduce the service life. To extend the service life of the filter and the energy efficiency, the unit is equipped with an automatic speed control (CFC) working independently of the number of connected workstations. An external pre-filter can be connected to increase the filter capacity.

- extraction unit for the use at up to 8 workstations
- Constant Flow Control (CFC) function garanties an optimally regulated extraction for each workstation, independent of the number of connected workstations
- electronic filter control with optical and acoustic alarm function
- efficiency test via USB connection
- 4 castors for flexible use
- operation by remote controle via RS 232 connection
- low noise level

Technical data Zero Smog 6V:

Dimensions (LxWxH), weight:	460x460x655 mm, 40 kg
Noise level:	51 dB(A)
Voltage:	230 V, 50 Hz
Suction power max.:	645 m^3/h
Vacuum max.:	3000 Pa
Power consumption:	460 W

dpv*link* 17100

Article	Type
536.666.99	**Zero Smog 6V** with compact filter (particle filter H13 and wide band gas filter) and fine-dust pre-filter F7
536.676.99	**Zero Smog 6V** with special wide band gas filter for adhesive fumes

Replacement filter for Zero Smog 6V

dpv*link* 13589

Article	Size
587.358.37	**Fine dust filter M5** (10 pieces)
587.358.36	**Fine dust filter F7** (10 pieces)
587.358.38	**Compact filter** consists of particle filter H13 and wide band gas filter (50% activated carbon, 50% Chemisorb)
587.358.35	**Wide band gas filter** wide band gas filter (50% activated carbon, 50% Chemisorb)

Prefilter housing for Zero Smog 4V and 6V

A pre-filter should be used during applications with solder baths, automatic soldering or other applications subjected to dust. This leads to a longer service life of the main filter unit.

The pre-filter can be attached as an external part of the extraction system directly to Zero Smog 6V or in connection with all the other WellerFT surface extraction units.

dpv*link* 13594

Article	Size
587.358.60	**Bag filter F7** For applications with a high percentage of fine dust in the atmosphere
587.359.24	**Non-woven filter** For applications with high flux content or in the melt of enameled wires

MG 130

The fume extraction unit MG 130 is easy to install and to operate. It is ready to be placed close to the workstation and put into operation.

- extraction fume unit for the use at 1-2 workstations
- filter alarm and 3-step speed control
- extra small design
- switching power supply 100-240 V (suitable for world-wide use)

Technical data MG 130:

Dimensions (LxWxH), weight:	460x210x500 mm, 11 kg
Noise level :	< 52 dB(A)
Voltage:	100-240 V, 50/60 Hz
Suction power max.:	140 m^3/h
Vacuum max.:	2300 Pa
Power consumption:	100 W

dpv*link* 19149

Article	Type
130-1000	**MG 130** with compact filter (particle filter H13 and wide band gas filter) and fine-dust pre-filter F7

MG 130 Kit nozzle

consisting of:

- MG 130 fume extraction unit(130-1000-ESD)
- 2x extraction arm 1.0m (0F10)
- 2x nozzle sloped (FT-NL)

dpv*link* 19152

Article	Type
130-1055-ESD	**MG 130 Kit nozzle**

DPV ELEKTRONIK
Weitere Artikel finden Sie unter www.compumet.ch

MG 130 Kit funnel

consisting of:

- MG 130 fume extraction unit(130-1000-ESD)
- 2x extraction arm 1.0m (0F10)
- 2x funnel nozzle (750.ALFA-ESD)

dpv*link* 19154

Article	Type
FT91000103	**MG 130 Kit funnel**

Replacement filter for MG 130

dpv*link* 19156

Article	Size
130-2010	**Fine dust filter F7** for MG 130 (5 pieces)
130-2000-ESD	**Compact filter** particle filter H13 and wide band gas filter

MG100S

The fume extraction unit MG100S is especially suitable for applications with a high volume of harmful gases.
The remote control permits to adjust different speeds as well as the alarm function of the filter. In order to facilitate the installation MG 100S can be attached with suspension at the work table.

- extraction fume unit for the use at up to 2 workstations
- large gas filter volume
- electronic filter control with alarm function
- variable speed control
- extra small standing surface
- switch power supply 100-240 V (suitable for worldwide use)

Technical data MG 100 S:

Dimensions (LxWxH), weight:	460x210x 610 mm, 15 kg
Noise level:	< 52 dB(A)
Voltage:	100-240 V, 50/60 Hz
Suction max.:	140 m^3/h
Vaccum max.	2300 Pa
Electrical power:	100 W

dpv*link* 3727

Article	Type
100-1000-ESD	**MG100S** Solder fume extraction unit without extraction arms with compact filter (particle filter H13 and wide band gas filter)
780-3001-ESD	**Suspension for work table**

MG 100S Kit1

consisting of:

- MG 100S fume extraction unit (110-1000-ESD)
- Kit 1 funnel (536.571.99)

dpv*link* 19165

Article	Type
100-1056-ESD	**MG 100S Kit 1**

MG 100S Kit 2

consisting of:

- MG 100S fume extraction unit (100-1000-ESD)
- 2x extraction arm 1.5m (0F15)
- 2x funnel nozzle (750.ALFA-ESD)

dpv*link* 19167

Article	Type
100-1055-ESD	**MG 100S Kit 2**

Replacement filter for MG 100S

dpv*link* 19161

Article	Size
100-2000-ESD	**Compact filter standard** particle filter H13 and wide band gas filter (50% activated carbon, 50% Chemisorb)
100-2003-ESD	**Compact filter MEK** particle filter H13 and wide band gas filter (100% Chemisorb)
100-2012-ESD	**Compact filter solvents** particle filter H13 and wide band gas filter (100% activated carbon)

Pre-filter (external) für MG 100

A pre-filter should be used during applications with solder baths, automatic soldering or other applications subjected to dust. This leads to a longer service life of the main filter unit.

dpv*link* 19176

Article	Size
PF-1000	**Prefilter** delivery with clamps and 2 m connection hose

MG 140 cleanroom

The extraction unit MG140 Cleanroom is suitable for applications in 10000 cleanrooms for the surface extraction of gases and particles. The mobile unit allows an easy change between two workstations.
With an optionally available remote control it is possible to regulate turbine speed and alarm function in an user-friendly way.

- extraction unit for the use at up to 2 workstations
- large gas filter volume
- electronic filter control with alarm function
- variable flux rate adjustment
- 3-step filter system
- 4 castors for flexible use
- fast and easy installation
- switching power supply 100-240 V (suitable for world-wide use)

Technical data MG 140:

Dimensions (LxWxH), weight:	350x335x655 mm, 18 kg
Noise level :	< 50 dB(A)
Voltage:	100-240 V, 50/60 Hz
Suction power max.:	140 m^3/h
Vacuum max.:	2300 Pa
Electrical power:	100 W

dpv*link* 17243

Article	Type
145-1000-ESD	**MG140** with compact filter (particle filter H13 and wide band gas filter) and fine-dust pre-filter F7
145-1002-ESD	**MG140** with special cleanroom filter

Replacement filter for MG 140

dpv*link* 19170

Article	Size
145-2000-ESD	**Compact filter standard** particle filter H13 and wide band gas filter (50% activated carbon, 50% Chemisorb)
145-2003-ESD	**Compact filter MEK** particle filter H13 and wide band gas filter (100% Chemisorb)
145-2012-ESD	**Compact filter solvents** particle filter H13 and wide band gas filter (100% activated carbon)
145-2002-ESD	**Compact filter cleanroom** 2x particle filter H13 and wide band gas filter (50% activated carbon, 50% Chemisorb)
145-4000	**Fine-dust filter F8** 2 pieces

Easy-Click-60 Extraction arms

dpv*link* 13577

	Article	Type
	536.571.99	**Extraction arm KIT 1WF funnel** stop valve and table clamp (536.574.99) extraction hose flexible, 3 m (700-3051-ESD) extraction arm ø 60 mm, 1 m (0F10) funnel nozzle ALFA (536.573.99)
	536.572.99	**Extraction arm KIT 1 WF nozzle** stop valve and table clamp (536.574.99) extraction hose flexible, 3 m (700-3051-ESD) extraction arm ø 60 mm, 1 m (0F10) sloped nozzle (536.577.99)
	587.627.70	**Extraction arm KIT 1 WF 32 nozzle** stop valve and table clamp (536.574.99) extraction hose flexible, 3 m (700-3051-ESD) extraction arm ø 32 mm, 1 m (536.580.99) sloped nozzle (587.628.34)
	587.627.63	**Extraction arm KIT 1S WF joint arm with funnel** articulated arm (1 joint) with throttle valve and table clamp (536.598.99) extraction hose flexible, 3 m (700-3051-ESD) extraction arm ø 60 mm, 0.7 m (0F07) funnel nozzle (ALFA)
	536.579.99	**Extraction arm KIT 1S WF 2-joint arm with funnel** articulated arm (2 joints) with throttle valve and table clamp (536.598.99) extraction hose flexible, 3 m (700-3051-ESD) extraction arm ø 60 mm, 0.7 m (0F07) sloped nozzle (FT-NL)
	587.627.47	**Double extraction arm 1 joint** with throttle valve and table clamp
	536.598.99	**Double extraction arm 2 joints** with throttle valve and table clamp
	FT-4402	**Double extraction arm 1 joint** with throttle valve and table clamp

Weitere Artikel finden Sie unter www.compumet.ch

dpv*link* 13577

Article	Type
FT-3470	**Extraction arm 1 joint for wall mounting** with throttle valve
FT-3417	**Extension rotating joint** with extension and rotation (for all EASYClick-60 extraction arms)
FT-3446	**Extraction arm with ball joint** with stop valve and ball joint table clamp

Accessories for volume extraction Easy-Click-60

dpv*link* 15097

Article	Type
536.580.99	**ESD sloped aluminium nozzle WF 32** ø 32 mm, sloped 45°, length: 1 m
0F07	**Extraction arm flexible, 0.7 m** ø 60 mm, ESD safe.
0F10	**Extraction arm, flexible 1m** ø 60 mm, ESD safe.
536.573.99	**Easy-Click 60 funnel-shaped nozzle** for flexible and joint extraction arm, width 230 mm, depth 100 mm.
FT-ALFA-T-ESD	**Easy-Click 60 funnel-shaped nozzle, transparent** for flexible and joint extraction arm, width 230 mm, depth 100 mm.
536.577.99	**WF 60 sloped nozzle** ø 60 mm, length: 130 mm
FT-N	**Easy-Click 60 sloped nozzle** ø 50 mm, length: 130 mm
FT-NS	**Easy-Click 60 sloped nozzle with grill insert** ø 50 mm, length: 130 mm
FT-P	**P-nozzle, sloped nozzle pipe** ø 50 mm, adjustable length: 105-235 mm

dpv*link* 15097

Article	Type
FT-U-ESD	**Easy-Click 60 nozzle** for flexible and articulated extraction arms, width 190 mm, depth 100 mm
FT-Z	**Adapter** for mounting the nozzles to fix extraction arms
587.627.67	**Easy-Click 60 extraction hose straight**
587.627.69	**Easy-Click 60 extraction hose 90° bent** ø 60 mm
700-3051-ESD	**Easy-Click 60 extraction hose** ø 60 mm, length 3 m, plastic, grey/black, flexible
587.627.55	**Easy-Click 60 double plug-in connection** ø 60 mm, for hose extension
587.627.66	**Easy-Click 60 T-piece** with 2 plug-in connections and 1 plug-in socket
587.627.65	**Easy Click 60 WFV stop valve** for extraction arms without valve
536.574.99	**Easy Click 60 stop valve** Table connection for 60 mm extraction arm and extraction hose incl. air flow nozzle and 2 table clamps
536.575.99	**Table clamp set** 2 clamps, max. jaws opening 100 mm, metal
587.627.50	**Adapter 40/60** recommended for applications with 60 m extraction system, in connection with the older units 50WFTB and WFFMP50.
587.627.53	**50/60 Hose connection adapter** with silicone O-ring, 50 mm diameter. Connection for 60 mm flexible extraction hose to WFE 2S, 2ES, 2CS + 50 mm connections/tubes

DPV ELEKTRONIK

dpv*link* - Produkte schnell finden!
www.compumet.ch
z.B.: dpv*link* 21010 → dpv*link* 21010

Pipe system 75 surface extraction

Weller

In case of the volume extraction, the volume of air is much more important than vacuum. In contrast to the suction on the tip, a pipe system with a larger diameter is needed here. A too small diameter would unnecessarily increase the flow resistance and reduce the suction power. Therefore, Weller offers the pipe system 75 with a diameter of 75 mm for volume extraction. Thus, longer conductive paths in decentralized systems can be implemented without loss of performance. The suction hose 50 with the corresponding connectors is sufficient for central systems directly at the workstation.
* Polyethylene HDPE = high density, PE = polyethylene

dpv*link* 13644

	Article	Type
	587.358.56	**Adapter PEHD without sockets** from pipe system 75 to pipe system 50
	587.353.13	**Suction hose 75, Ø 75 mm** e.g. for the connection to a decentralized system with extraction tube 75 mm. Yard goods. Plastic, grey/black, flexible.

Remote control

Weller

dpv*link* 13656

	Article	Type
	587.627.24	**WX adapter for remote control of Zero Smog** WX adapter for remote control of the units Zero Smog 4V, 6V. Remote control 587.359.09 and WX connecting cable 587.647.10 are required.
	700-3057	**Remote control for MG units** connectable to MG 130, 140 and 100S
	531.191.99	**Connecting cable for remote control WCB2** Interface cable RS232 for WCB2

Accessories

587.647.10 WX connection cable

DPV ELEKTRONIK
Weitere Artikel finden Sie unter www.compumet.ch

Solder Metals

Solder
Solder FELDER 628

Solder pastes
Solder pastes FELDER 631

Solder FELDER

FELDER is an innovative company in the soldering technology branch. Modern manufacturing processes guarantee a high and consistent quality. All **FELDER** products are subjected to a constant quality control.

Solder bars FELDER

Electronic solders **ISO Tin**® are made of pure metals of first melt.

Product	Alloy	Melting range	Application
Sn100Ni+®**	Sn99.3Cu0.7AgNiGe	227 °C eutectic	Wave soldering, selective soldering
Sn100C®*	Sn99.3Cu0.7NiGe	227 °C eutectic	Wave soldering, selective soldering
Sn99Ag+®**	Sn99Ag0.3Cu0.7NiGe	217 °C - 222 °C	Wave soldering, selective soldering
Sn98Ag+® **	Sn98Ag1.2Cu0.7NiGe	217 °C - 222 °C	Wave soldering, selective soldering
Sn96Ag+® **	Sn96.5Ag3.0Cu0.5NiGe	217 °C eutectic	Wave soldering, selective soldering
Sn95Ag+® **	Sn95.5Ag3.8Cu0.7NiGe	217 °C eutectic	Wave soldering, selective soldering
Sn96.5Ag3.0Cu0.5	Sn96.5Ag3.0Cu0.5	217 °C eutectic	Wave soldering, selective soldering
SAC*	Sn95.5Ag3.8Cu0.7	217 °C eutectic	Wave soldering, selective soldering
Sn96.5Ag3.5	Sn96.5Ag3.5	221 °C eutectic	Wave soldering, selective soldering
Sn99.3Cu0. 7	Sn99.3Cu0.7	227 °C eutectic	Wave soldering, selective soldering
Sn63Pb37	Sn63Pb37	183 °C eutectic	Wave soldering, selective soldering
Sn60Pb40	Sn60Pb40	183 °C - 190 °C	Wave soldering, selective soldering

* NIHON Superior patent DE No. 69918758; Europe patent No. 0985486

** Fuji patent: DE Patent No. 19816671C2; US Patent No. 6.179.935B1; Japan Patent No. 3296289

All electronic solders are also available as refill solder without copper.

250 g	Triangular bars	400 mm
400 g	Bars	330 x 20 x 10 mm
1000 g	Bars	330 x 20 x 20 mm
3500 g	Ingots with hook	545 x 47 x 20 mm

Also available as solid wire on reels for automatic feeder and as wire segments for first filling.

Solder bars lead-free FELDER

FELDER Solder bars ISO-Tin®Sn99Ag+®

FELDER

FELDER solder bars ISO-Tin® Sn99Ag+® bleifrei

Alloy: Sn99Ag0.3Cu0.7NiGe
Melting point: 217-227 °C

dpv*link* 15118

Article	Melting point	Form	Weight [g]
FE-5512811026	217 - 227	Bars	approx. 250

FELDER Solder bars ISO-Tin® S-Sn99Cu1

FELDER

FELDER solder bars ISO-Tin® S Sn99Cu1 bleifrei

Alloy: Sn99.3Cu0.7
Melting point: 227 °C

dpv*link* 15110

Article	Melting point	Form	Weight [g]
FE-12940120	227	Triangular bars	approx. 250

FELDER solder bars ISO-Tin® Sn100Ni+

FELDER

FELDER solder bars ISO-Tin® Sn100Ni+ bleifrei

Alloy: Sn99,3Cu0,7AgNi,Ge
Melting point: 227°C

dpv*link* 19885

Article	Melting point	Form	Weight [g]
FE-5512941026	227	Bars	approx. 250

FELDER Solder bars ISO-Tin® Sn100C

FELDER

FELDER solder bars ISO-Tin® Sn100C bleifrei

Alliage: Sn99.3Cu0.7NiGe
Melting point: 227°C

dpv*link* 19947

Article	Melting point	Form	Weight [g]
FE-5612940040	227	Bars	approx. 1000g

Solder bars, leaded FELDER

FELDER Solder bars ISO-Tin® Sn63Pb37

FELDER

FELDER solder bars ISO-Tin® Sn63Pb37

Alloy: Sn63Pb37E
Melting point: 183 °C

dpv*link* 15116

Article	Melting point	Form	Weight [g]
FE-12780120	183	Triangular bars	approx. 250

DPV ELEKTRONIK
Weitere Artikel finden Sie unter www.compumet.ch

Solder FELDER

ISO-Core® for fine soldering in the electronics and electrical engineering as well as in the telecommunications and electric motor construction.
FELDER ISO-Core® soldering wires are made of the same high-purity alloy components according to the international standards as FELDER ISO-Tin® electronic solders.

Product	Alloy	Melting range	Application
Sn100Ni+® **	Sn99.3Cu0.7AgNiGe	227 °C eutectic	Manual and mechanical soldering, lead-free
Sn99Ag+® **	Sn99Ag0.3Cu0.7NiGe	217 °C - 227 °C	Manual and mechanical soldering, lead-free
SAC	Sn95.5Ag3.8Cu0.7	217 °C eutectic	Manual and mechanical soldering, lead-free
Sn96.5Ag3.5	Sn96.5Ag3.5	221 °C eutectic	Manual and mechanical soldering, lead-free
Sn99.3Cu0.7	Sn99.3Cu0.7	227 °C eutectic	Manual and mechanical soldering, lead-free
Sn97Cu3	Sn97Cu3	230 °C - 250 °C	Manual and mechanical soldering, lead-free
Sn60Pb40	Sn60Pb40	183 °C - 190 °C	Manual and mechanical soldering, leaded
Sn63Pb37	Sn63Pb37	183 °C eutectic	Manual and mechanical soldering, leaded
Sn60Pb38Cu2	Sn60Pb38Cu2	183 °C - 190 °C	Manual and mechanical soldering, leaded

** Fuji patent: DE Patent no. 19816671C2; US Patent no. 6.179.935B1; Japan Patent no. 3296289

Further alloys available on request

The flux is characterized by its high temperature resistance. The bright solid flux residues of this soldering wires do not cause corrosion in non-ferrous metals. They can therefore remain on the solder joint. An optimum wetting and spreading values exceeding the normal standards turn it into a top product in flux-cored solder wires, also in its lead-free quality.

In combination with the lead-free alloy Sn95.5Ag3.8Cu0.7, the qualities of "EL" and "ELR" were assessed positively by Siemens Berlin (certification authority CT MM 6).

Halogen-activated flux

Flux-cored, halogen-activated soft solder wires Flux according to DIN EN 29454.1, 1.1.2.B, or DIN EN 61190-1-3, ROM1	
ISO-core® "RA"	Standard solder wire for manual soldering in the electronics, halogen content < 1%

No.-clean flux low halogen

Flux-cored, low activated, lead-free soft solder wires Splash-free, clear residue, thermally stable, optimal wetting Flux according to DIN EN 29454.1, 1.2.2.B, or DIN EN 91190-1-3, REL1	
ISO-core® "Clear" bleifrei	**Splash-free** solder wire for manual and automatic soldering in electronics, electrical engineering and electromechanical engineering, standard flux content 3.5%

No-clean flux halogen-free

Flux-cored, halogen-free activated soft solder wires Flux according to DIN EN 29454.1, 1.1.3.B, 1.2.3.B, and 2.2.3.B or DIN EN 61190-1-3	
ISO-core® "EL"	**No-clean** standard solder wire for manual and automatic soldering in the electronics, halogen-free activated(1.1.3.B/ROL0), standard flux content 3.5%
ISO-core® "ELR"	**Low-residue no-clean** SMD solder wire. Specially adapted to the requirements of resoldering work on SMD-equipped components (2.2.3.B/ORL0), standard flux content 1%

Solder wires are available with diameters Ø 0,15 mm, 0.25 mm, 0.50 mm, 0.75 mm, 1 mm, 1.5 mm, 2 mm, 3 mm, 4 mm.
Reel sizes: 100 g, 250 g, 500 g, 1000 g, 2500 g, 5000 g
Flux distribution: single-cored (standard), 2- and 5-cored on request

Solder lead-free FELDER

Solder wire ISO-Core® RA Sn99.3Cu0.7NiGe® FELDER

Alloy: Sn99.3Cu0.7AgNiGe bleifrei
Melting point: 227 °C eutectic

dpv*link* 15253

Article	Diameter in mm	Form	Weight [g]
FE-5518940520	0.5	Reel	250
FE-5518940730	0.75	Reel	500
FE-5518941030	1.0	Reel	500

- further diameters/reel sizes available on request -

Solder wire ISO-Core® RA Sn96Ag04Cu0.7 FELDER

Alloy: Sn95.5Ag3.8Cu0.7 bleifrei
Melting point: 217 °C eutectic

dpv*link* 15245

Article	Diameter in mm	Form	Weight [g]
FE-18840520	0.5	Reel	250
FE-18840730	0.75	Reel	500
FE-18841030	1.0	Reel	500

- further diameters/reel sizes available on request -

Solder wire ISO-Core® EL Sn99.3Cu0.7 FELDER

Alloy: Sn99.3Cu0.7 bleifrei
Melting point: 227 °C eutectic

dpv*link* 15257

Article	Diameter in mm	Form	Weight [g]
FE-20940520	0.5	Reel	250
FE-20940730	0.75	Reel	500
FE-20941030	1.0	Reel	500

- further diameters/reel sizes available on request -

Solder wire ISO-Core® EL Sn96Ag04Cu0.7 FELDER

Alloy: Sn95.5Ag3.8Cu0.7 bleifrei
Melting point: 217°C, eutectic

dpv*link* 15261

Article	Diameter in mm	Form	Weight [g]
FE-20840520	0.5	Reel	250
FE-20840730	0.75	Reel	500
FE-20841030	1.0	Reel	500

- further diameters/reel sizes available on request -

DPV ELEKTRONIK
dpv*link* - Produkte schnell finden!
www.compumet.ch
z.B.: dpv*link* 21010 → dpv*link* 21010

Solder wire ISO-Core® ELR Sn100Ni+®

FELDER

Alloy: Sn99.3CuNiGe bleifrei
Melting point: 227°C eutectic

dpv*link* 15299

Article	Diameter in mm	Form	Weight [g]
FE-554094052010	0.5	Reel	250
FE-554094073010	0.75	Reel	500
FE-554094103010	1.0	Reel	500

- further diameters/reel sizes available on request -

Solder wire ISO-Core® ELR Sn99.3Cu0.7

FELDER

Alloy: Sn99.3Cu0.7 bleifrei
Melting point: 227 °C eutectic

dpv*link* 15291

Article	Diameter in mm	Form	Weight [g]
FE-4094052010	0.5	Reel	250
FE-4094073010	0.75	Reel	500
FE-4094103010	1.0	Reel	500

- further diameters/reel sizes available on request -

Solder wire ISO-Core® Clear Sn100Ni+

FELDER

Alloy: Sn99.3CuNiGe bleifrei
Melting point: 227°C

dpv*link* 19889

Article	Diameter in mm	Form	Weight [g]
FE-5552940520	0.5	Reel	250
FE-5552940530	0.5	Reel	500
FE-5552940730	0.75	Reel	500
FE-5552941030	1.0	Reel	500

- further diameters/reel sizes available on request -

Solder wire ISO-Core® Clear Sn96.5Ag3Cu0.5

FELDER

Alloy: Sn96.5Ag3Cu0.5 bleifrei
Melting point: 217-219°C

dpv*link* 19894

Article	Diameter in mm	Form	Weight [g]
FE-52760520	0.5	Reel	250
FE-52760530	0.5	Reel	500
FE-52760730	0.75	Reel	500
FE-52761030	1.0	Reel	500

- further diameters/reel sizes available on request -

Solder leaded FELDER

Solder wire ISO-Core® RA S-Sn60Pb40

FELDER

Alloy: Sn60Pb40
Melting point: 183°C - 190°C

dpv*link* 15249

Article	Diameter in mm	Form	Weight [g]
FE-18600520	0.5	Reel	250
FE-18600730	0.75	Reel	500
FE-18601030	1.0	Reel	500

- further diameters/reel sizes available on request -

Solder wire ISO-Core® EL S-Sn60Pb40

FELDER

Alloy: Sn60Pb40
Melting point: 183°C - 190°C

dpv*link* 15265

Article	Diameter in mm	Form	Weight [g]
FE-20600520	0.5	Reel	250
FE-20601030	1.0	Reel	500
FE-20600730	0.75	Reel	500

- further diameters/reel sizes available on request -

Solder wire ISO-Core® EL S-Sn62Pb36Ag2

FELDER

Alloy: Sn62Pb36Ag2
Melting point: 179°C eutectic

dpv*link* 15273

Article	Diameter in mm	Form	Weight [g]
FE-20720530	0.5	Reel	500
FE-20720730	0.75	Reel	500
FE-20721030	1.0	Reel	500

- further diameters/reel sizes available on request -

Solder wire ISO-Core® ELR S-Sn60Pb40

FELDER

Alloy: Sn60Pb40
Melting point: 183°C - 190°C

dpv*link* 15287

Article	Diameter in mm	Form	Weight [g]
FE-4060052010	0.5	Reel	250
FE-4060073010	0.75	Reel	500
FE-4060103010	1.0	Reel	500

- further diameters/reel sizes available on request -

Solder wire massive

FELDER

Alloy: Sn63Pb37
Melting point: 183°C eutectic

dpv*link* 15305

Article	Diameter in mm	Form	Weight [g]
FE-14753040	3.0	Reel	1000

- further diameters/reel sizes available on request -

DPV ELEKTRONIK

Weitere Artikel finden Sie unter www.compumet.ch

Solder pastes

Solder pastes FELDER

ISO-Cream® SMD FELDER solder pastes ensure a high flexibility.

All **ISO-Cream**® SMD solder pastes can be adjusted with viscosities between 300 and 900 PA s (according to Brookfield, 5 U/min, TF spindle, 25 °C) according to customer's demand. Advanced testing and control procedures based on national and international standards guarantee 100% continuous, batch-to-batch qualities.

No-clean SMD soft solder pastes

Homogeneous, ready-made and low-odor mixture of metal powder, binders, solvents, fluxes and thixotropics.	
ISO-Cream® "EL 5510"	**No-clean** SMD solder paste, best wetting in lead-free applications. Premium contour stability, optimal printability, very high surface resistance. Long processing period of at least 48 hours. Suitable for all reflow applications. (ROL0)
ISO-Cream® "Clear"	**No-clean** SMD solder paste, best wedding on all PCB surfaces especially NiAu and NiPd unter normal conditions. Ptotective atmosphere also in the vapor phase, halogene-fre (<0.01%), rosin-free, clear and unobtrusive residues, low tendency to void generation
ISO-Cream® "EL 3202"	**No-clean** SMD solder paste, best suitability for vapor phase soldering. Particularly suited for the stencil printing. Low water-clear residues. Long processing period of at least 48 hours. (ROL1)
ISO-Cream® "EL 3203"	**No-clean** SMD solder paste with excellent wet bonding strength for automatic placement machines with high acceleration or deceleration. Printed circuit boards up to 32 h can be equipped. High contour stability, high service life on the stencil (up to 8 hours). (ROL1)

SMD special soft soldering pastes

For soldering of poorly solderable components with downstream cleaning process. Homogeneous, ready to use and low-odor mixture of metal powder, binders, solvents, fluxes and thixotropics.	
ISO-Cream® "RA 2601"	Flux according to DIN EN 29454.1, 1.1.3.C or DIN EN 61190-1-3, ROM1. Especially for poorly wettable solder partner. The flux residues on the soldered circuits should be removed.
ISO-Cream®"ELW 2303"	Flux according to DIN EN 29454.1, 1.1.3.C or DIN EN 61190-1-3, ORM0. Solder paste with water soluble residues. Excellent wetting on all common surfaces. The residues can be completely removed with distilled water.

Cans	250 g und 500 g
Cartridges	6 und 12 oz Semco®
Cartridges	ProFlow™ and PuckPack™
Dispenser cartridge	5, 10 und 30 ccm

bleifrei Alloys	
Sn96Ag+® Sn96.5Ag3Cu0.5NiGe	217 - 219 °C
Sn100Ni+® Sn99.3Cu0.7AgNiGe	227 °C eutectic
Sn95.5Ag4Cu0.5	217 °C eutectic
Sn96.5Ag3.5	221 °C eutectic
Bi58Sn42	138 °C eutectic

Leaded Alloys	
Sn62Pb36Ag2	179 °C eutectic
Sn63Pb37	183 °C eutectic
Pb93Sn5Ag2	296 - 301 °C

Metal proportions	
Dispenser application	85 - 88 %
Screen printing	88 %
Stencil printing	88 - 90 %

Grain sizes		
KG 2	Standard	45 - 75 µm
KG 3	Fine-Pitch	25 - 45 µm
KG 4	Superfine-Pitch	20 - 38 µm
KG 5	Superfine-Pitch	15 - 25 µm

FELDER ISO-Cream® Solder paste EL 3202 Sn95.5Ag4Cu0.5

FELDER

Alloy: Sn95.5Ag4Cu0.5 bleifrei
Melting point: 217 °C eutectic

dpv*link* 15323

Article	Content [g]	Metal content [%]	Grain size
FE-238432029060	500	90	3 (25-45 µm)

FELDER ISO-Cream® Solder paste EL 5510 Sn96Ag+

FELDER

Alloy: Sn96.5Ag3Cu0.5NiGe bleifrei
Melting point: 217 °C - 219 °C

dpv*link* 15325

Article	Content [g]	Metal content [%]	Grain size
FE-55237655118960	500	88 - 89	3 (25-45 µm)

FELDER ISO-Cream® Solder paste EWL 2303 Sn95.5Ag4Cu0.5

FELDER

Alloy: Sn95.5Ag4Cu0.5 bleifrei
Melting point: 217 °C eutectic

dpv*link* 15327

Article	Content [g]	Metal content [%]	Grain size
FE-238423038955	250	89	3 (25-45 µm)

Felder ISO-Cream® solder paste "Clear" Sn96.5Ag3,0Cu0,5

FELDER

Alliage: Sn96.5Ag3.0Cu0.5 bleifrei
Melting point: 217 – 219°C

dpv*link* 20019

Article	Content [g]	Metal content [%]	Grain size
FE-238552008960	500	88.5	3 (25-45 µm)

A

ABEBA Professional footwear 26-42
Access control 186-189, 244-245
Access control system 186-188
Accessories 224
Acetone 233
Adhesive 152-153, 570, 575
Adhesive label 235-239
Adhesive tape 239-240
Adhesive tape dispenser 221, 240-241
Adhesive tape, antistatic / conductive 239
Adhesive tape, Polyimid- 612-613
Aerosol 159, 235, 563
Aerostat Ionizer 210
Aerowips 561
Air Gun Ionizer 211-212
Air humidity measurements 196, 202
Air ionizer 208-214
Air-cushion film 248-251, 255
Air-cushioned envelopes 250, 255
Aligator clip 138, 142, 225
All-purpose tweezers 384
Analog-to-digital converter 207
Antistatic aerosol 563
Antistatic cleaning 563-564
Antistatic foam cleaner 563
Assembly frame 518
Assembly stand 516-518
ATLAS Professional footwear 67-72
Audit case 196-197
Average measurement 203

B

BAAK Professional footwear 86-90
Backrest electrode 201
Bag 249, 252-257
Bags, vacuum cleaner 230-231, 560
Balances 498-501
Banana sockets conversion kit 142
Bar containers 299
Barcode scanner 196
Barrier system 242-244
BATA Professional footwear 83-85
Beading pliers 446
Belt barrier post 242-243
Bending / special pliers 445-447, 471
Bending pliers, special pliers 445-447, 471
BIMOS swivel chairs 170-181
Bin rail 354
BIRKENSTOCK Professional footwear 24-26
Biro 220
Bit holder / sockets 401, 403, 405-407, 413-418, 422
Bit sets 415, 418, 422
Bits 413-418, 422
Bleeder resistance measurement 196-197, 199, 201
BlueLine Ionizer 210-212
BlueLine work coats 108-109
BlueLineWoman work coat 109
Bouffant cap 129
Box 295
Box shelf / rail 346-348
Broom 229-230
Bucket 230
Buds 560
Business / Manager shoe 39-40, 43, 51, 66, 71

C

Cable ---> grounding cable 138-139
Cable drum 196
Cable fastening 349
Cable shears 464
Calculator 222
Calibration units ---> measuring and testing devices 189
Caliper gauge 481
Cam BETA magnifier 537
Canmat 96-97, 130
Cap, reusable 113, 555
Caps 124-126
CARBOSTAT 251
Cardboard packaging - shipping boxes 259-261
Cardboard packaging, containers / storage boxes 259-264
Care product shoes 95
Cargo trousers 124-126
Cartridges 527
Case 267-271, 295
Castors/wheels 226-227, 362-368
CD-Rom - The invisible lightening 16
Ceramic trimmer 402
Ceramic tweezers 384, 395
Chair - adjustable to the body weight 174
Chair - Armrests 163, 169, 173-174, 177-180, 182-184, 557-558
Chair - backrest adjustable 162-164, 169, 173-174, 177-179, 181-184, 557
Chair - base aluminium 162-164, 169, 173-174, 179-184, 557, 559
Chair - Climbing aid / foot ring 173-174, 176-180, 182-184, 557-558
Chair - ESD castors 163, 173-174, 176-180, 182, 184, 557-559
Chair - ESD cushion - Skai 175
Chair - ESD cushion - Textile 174-175, 183
Chair - ESD cushion Magic 173
Chair - ESD glides 163, 173-174, 176-180, 182-184, 557-559
Chair - ESD upholstery - integral foam 173, 175, 181
Chair - gas spring (extended) 162-163, 169, 181
Chair - Sit stand 166
Chair - steel sheet equipment 180, 558
Chair cover - fabric 162-164, 169, 177-178, 180-181, 183
Chair cover - synthetic leather 162-164, 177-180, 557-559
Chair with backrest 162-164, 169, 176, 184
Chair with castors 162-164, 169, 181, 183
Chair with glides 162, 166
Chairs 160-185, 201
CIRCUS magnifying lamp 532
Clamping electrode 200
Cleaning 158-159, 560-569
Cleaning - shoes 99-100
Cleaning agent 578
Cleaning brushes 214-216
Cleaning kit 561
Cleaning solution 566
Cleaning sticks 560-561
Cleaning trolley 223, 228-232
Cleaning wipes 159, 560-561, 563-569
Cleaning, antistatic 158, 563-564
Cleaning, emitter electrodes 209
Cleaning, integrated brushes 210
Cleanroom 127, 554
Cleanting agents / products 158-159, 566-569
Climbing aid 185
Clogs 19-24, 27-31, 34, 37, 41, 43, 555
Clogs ---> Safety clogs 51, 70
Clothes 101-137
Clothes with collar 108-114, 117-119, 121, 123-125, 128
Clothes with pockets 108-114, 119, 124-125, 128
Clothes, long sleeves 108-114, 118-119, 123-124
Clothes, short sleeves 108-109, 111-113, 116-118, 121-124
Coat design - 3/4 long, short sleeves 112-113
Coat design - short, short sleeves 108-109, 111-112
Coat version - 3/4 long, long sleeves 108-114
Coat version - short, long sleeves 108-109, 111-112
Cold light, linear luminaire 528-530
Cold light, magnifying lamps 530-537
Coldlight, workstation lights 528-529
ColoRex 150-151
ColoRex Plus 151
Combination pliers 462-463
Compact 244
Compact Mantis 541-544
Complete cabinets, SMD 277-280
Component counters - Accessories 497
Component counting devices COUNTY 496-497
Component counting scales 498-501
Component processing - Accessories 502, 506
Component processing - CUT-BEND/VARIOCUT 501-502
Component processing - OLAMEF series TP 502-511
Compressed-air sprays 569-570
Computer mouse 222
Concept work tables 350-354
Concept workstations 354
Connecting wires 138-139, 192
Connection Work tables 353
Contact cleaning 566-570
Contact grease 571
Contact heat resistant 136
Contact stripes 96-99
Contact strips 96-99
Container with lid 263
Container, folding box 300-308
Container, inserts/inlays 261-264, 272-277, 287-290, 294, 305
Container, partitioning 261-264, 317-318, 324
Containers, IC bars 261-264, 299
Containers, SMD 277-284
Control cabinet key 479-480, 482-483
Control unit Kilews 429
Copper tape 141, 152
CORSTAT 259-264
CORTRONIC 259-264
Counting balances - accessories 501
Counting balances, self-explanatory 499
Counting devices for components 496-497
Counting scales 498-501
Coverings, floor 147-148
Coverings, shelf 147
CPM Charged Plate Monitor 205-206
Crimping pliers - self-adjusting 475
Cross tweezers 375, 382, 387, 391, 393
Cross-shaped key 480
Cut protection glove 134
Cut-off remover 494-496
Cut-off saw 511
Cutter 221
Cutting / bending machines 501-511
Cutting pliers 445-446
Cutting tweezers 389-390, 397-398

D

Desiccants 257
Desoldering / soldering stations WXD 587
Desoldering braid 614
Desoldering braids FELDER 614
Desoldering braids SODER-WICK 614
Desoldering iron 605, 609-610
Desoldering stations WR 589-592
Desoldering system Reflow set 591
Desoldering tips 596-602
Desoldering/rework stations WXR 585-586

DPV ELEKTRONIK

Desoldering/Soldering stations accessories 587, 592
Detector systems 203-204
Diagonal cutting pliers, end-cutting pliers 436-472
Diagonal cutting pliers, special cutting pliers 441-442, 471
DIL contact cutter 468
Discharge time measurement 205-206
Dispenser 233-235
Dispenser, adhesive tape 240-242
Dispenser, for overshoes 96
Dispensers 519-527
Dispensing 519-527
Dispensing bottles 233-235
Dispensing devices Fisnar 519-527
Dispensing devices Kahnetics 519-527
Dispensing devices Kahnetics accessories 526
Dispensing devices Vieweg 519-527
Dispensing equipment 233-235
Dispensing needle range 526
Dispensing needles 524-527
Dispensing product 153
Dispensing technology consumable 523-524, 527
Disposable clothes 128-130
Disposable cuffs 129
Disposable finger cots 137
Disposable gloves 136, 554
Disposable heel strap 96-99
Disposable heel straps 96-99
Disposable hood 129
Disposable overshoes 96-99, 130
Disposable skirt 129
Disposable wriststrap 138
Distance cutter 472
Document holder 191, 220, 224, 284, 342, 354
Document pocket 217-218
Documentation / Archiving 190, 196, 198
Dominant color 570
Double conductor spiral cable 139
Double conductor wriststrap 139
DPV swivel chairs 160-169
DPV workwear 108-109
DPV- komfort 19-24, 162, 169
Drawer cabinets 291-294
Drawer magazines 292-294
Drawer unit series 45 358-359
Drawer unit series LMC 357
Drawer units 357-359
Drawer units accessories 359
Drawer units series 30 and 35 358
Drawer, storage 294, 299, 357-359
Dry film lubriciant 571
DRY-SHIELD 255-257
Dustpan 223, 229-230

E

Easy-Click-60 accessories 625
Easy-Click-60 extraction arms 624
Eco Gun 212
ECOSTAT interlocking system 152, 156
Elastic / Permanently elastic 145, 157, 215
Electric field meter 196, 203-207
Electric screwdrivers 423-433
Electric screwdrivers Accessories 429-432
Electric screwdrivers Delvo 432-433
Electric screwdrivers Kilews 423-431
Electrode 196-197, 199-201
Electrode Mini Probe 199
Electrode, backrest 201
Electrode, manual 201, 207
Electrode, plate 205-206
Electrode, ring 201
Electronic cleaner 566
Electronics lacquer 572-574
Electronics spray 569-574
Eletrode, tripod 200
Elite Mantis 541-544
ELTEN professional footwear 59-66
EM EYE ESD Event Detector 203
Embroidery 111
End-cutting pliers 438, 441, 443, 455, 458, 465-466
EPA 96
EPA Electrostatic Protected Area 186-188
EPAchair 160-168
EPAclean 158
EPAglove 131-134
EPAmove 328-334
EPApack 250, 252, 255, 259
EPApro 1000 186-188, 244-245
EPApro Control Server 186-188
EPAstore 258, 282, 284, 309-318, 360-361
EPAwear 102-107, 110-111, 120-121
Epoxy casting compound 576-577
Equipment tray 354
Equipping stand 516-518
Equipping tweezers 370-399
Ergonomic tweezers 389, 398
ESD adhesive tape 239
ESD adhesive tape dispenser 221, 240
ESD analysis 11
ESD brush 214-216
ESD brushes 215-216
ESD cabinet 359
ESD calculator 222
ESD case 267-271, 295
ESD castors / wheels 346-347, 362-368
ESD cleaner 159, 563-564
ESD clothes 108-130
ESD consultation 11
ESD cutter 221
ESD detector system 202-203
ESD dispenser 233-234
ESD Euro container 300-308
ESD file magazine 223
ESD filing trays 223
ESD flat brush 214-215
ESD floor coverings 146-148, 155-157
ESD floor mats 146
ESD gloves 131-136, 554
ESD grounding 139-141
ESD hand brush 216
ESD hard brush 214-215
ESD measuring point marking 240
ESD mouse for PC 222
ESD Mouse pad 222
ESD pallets 299-300
ESD PC mouse 222
ESD pencil cup 221
ESD pencil holder 221
ESD plastic pallets 299-300
ESD protection 227
ESD puncher 221
ESD Racks 346-347, 360-362
ESD ruler 221
ESD scissors 221
ESD screwdrivers 403-405
ESD shoes 18-95
ESD socks 94
ESD stapler 221
ESD stretch film 248
ESD table coverings 144-146
ESD table mats 144-146
ESD table plate 147
ESD tweezers 371, 376-377, 381-383, 388, 390, 393-395
ESD vacuum cleaner 230-231, 560
ESD workstations 345-359
ESD Workwear 101-137
ESD-Event Monitor 202-203
Euro box trolleys 338-339
Euro container 301-307
Euro containers 300-308
Euro pallets 299-300
Event counter 202-203
Event display 202
Extraction ---> solder fume extraction 616-626
Eyepiece microscopes 547

F

Fabric wriststrap 137, 139
Field meter, electrical 203
Field Service Kit 225
Field strength meter 203-204
Filing trays 223
Film bag 248-257
Film packaging 248-257
Film sealing device 512-514
Filter, vacuum cleaner 230-231, 560
Finger cots 137
Finish remover 159, 564
Fixed castors 364-366, 368
Flat brush 214-215
Flat film 249
Floor cleaner 159, 564
Floor coating systems 153
Floor elements 152, 157
Floor marking 152, 240
Floor marking tape 240
Floor mat - ASTRO 144, 147
Floor mat - EL 144
Floor mat - MEGA 144, 148
Floor mats 144, 147-150, 155-157
Floor mop 564
Floor stand/smart part magazines 291-294
Floor wax, dissipative 159, 564
Floorings 143-157, 200
Flux 570, 614
Flux dispenser 234-235
Flux Pen 614-616
Flux pencil 614-616
Flux remover 566-569
Foam 258-259
Foam cleaner 563, 566
Foam film 248-250
Foam foil, PE 250
Foambuds 560
Foams 258-259
Foil tacky mats 100, 154, 556
Fold-out holder PocketStar 481
Folder 216
Folding box 300-301
Folding boxes SMD 278-281
Foot switch 211
Footbeds 42, 49, 55, 66, 72, 90
Footrest 185
Forklift accessible 151
Forming pliers 218, 445-447
Forming tool 471
Frame on castors with stirrups 281-284
Freezer spray 570
FTG professional footwear 80-82

G

Gaiter 42, 556
Garbage bags 226-227
Garbage container/garbage can 223, 225-232
Glides 185
Gloves - CARBON 132-133
Gloves - COOPER 133-134
Gloves - LEO 131-132
Gloves - Palms coated 131-134, 136
Gloves - polyester 134-135
Gloves - TEGERA 135-136
Gloves - textile 133-134
Gloves - textile CUT 134
Gloves EPAglove 131-134
Grease 571

Ground Man Plus 192
Ground Master 194
Grounding accessories 141-142
Grounding boxes 139-141
Grounding cable 138-139, 143, 185, 192
Grounding connection 139-141, 152
Grounding monitoring 193-194
Grounding plug 139-141
Grounding plugs 139-141, 143
Grounding strips 141
Grounding wires 138-139, 198
Grouting compound, expoy 576-577
Grouting compound, Polyurethane 577-578
Gusseted bags 228, 249

H

Half-finger gloves 136
Halogen-free 145
Hand brush 230
Handling instructions 235
Hard brush 214-215
Hard laminate 147
Heat-resistant adhesive tape 612-613
Hexagon screwdriver with ballpoint 402, 405, 407, 410-411
Hexagon screwdrivers 405, 407-408, 410-411
High-precision stripping tool 477
High-precision tweezers 387
HIGHSHIELD 254-255
Hinged utility boxes 265
Hinged-lid boxes 266
Hot-air devices - LEISTER 609
Hot-air devices - WELLER 593-596
Hot-air nozzles 595-596, 609
Hot-air nozzles for HAP1 595
Hot-air nozzles for WHA900 / WHA3000 595-596
Hot-air station WAD 593
Hot-air station WXA 593
Hot-air stations 593-594
Hot-air stations accessories 594
Hot-air stations WHA 594
HOT-JET soldering / desoldering 609

I

IC bar container 264, 299
IC butler 485
IC monting/dismounting tool 485
IC pliers 485
IC processing tools 485
ID card cover 130
IDP-STAT 248-250
Ikarus Holm 245
Impregnation spray 95
Industrial sole cleaner 100
Insert container für Euro container 303, 305-306
Inspection mirror 480
Inspection system - LYNX 545
Inspection system - MANTIS 541-544
Inspection system Ideal-tek 538
Inspection systems accessories 542-547
Inspection systems Eschenbach 549
Inspection systems Vision 537, 545
Insulated 201
Interconnection / Interconnection possible 191-193
Interlayers 310, 313, 316
Interlayers / containers 147-148, 250-251, 258-259, 261-264
Interlocking flooring 151, 155-156
Ionization meter 205-206, 213
Ionizer, with goose-neck 211
Ionizers 208-214
Ionizers, aerosol cans 212
Ionizers, gun 211-212
Ionizers, interval application 208
Ionizers, Overhead model 210
Ionizers, portable 208-210
Ionizers, table-top model 208-210
Ionizing bar 208-214
Ionizing gun 211-212
Iron Man Plus 192
Isopropanol IPA 234

J

Jackets, winder 124-126
JALAS Professional footwear 43-49

K

Kappa tapes 612-613
Key ring 215
Kit tweezers 398-399
KLT containers 308
Kraft diagonal cutting pliers 442, 464

L

Label dispenser 241-242
Label remover 570
Labeling arrows 238-239
Labels 235-239, 612
Labels 'Lead-free' 238, 612
Labels - warning signs 235-239
Lables, rolls 235-236
LABOR S soldering / desoldering 609
Laboratory kits SMD 277
Lamination foil 218
Lanyards 130
LED lights 528, 530-531, 534, 536
LED magnifying lamp 530-537
LED system light 530
LEMAITRE professional footwear 91-93
Lid for Euro containers ---> Euro containers 303-304, 306-307
Light Euro container 305-306
Lighting NaturLite 356-357
Lights 528-537
Lineaire luminaires 530
Loafer 33, 41, 43, 51, 555
Locking varnish 569
Long-nose pliers 463
Loose lid 226
Loose lid for pallets 300
Low-voltage screwdrivers 423-427
Lubrication 571
LUPOS professional footwear 55-57
LYNX EVO accessories 545-546
LYNX EVO Inspection system 545-546
LYNX inspection system 545-546

M

MAESTRO PCB separator 490-491
Magazine 324-328
Magazine file 223
Magnetic 224
Magnetizer 481
Magnifier Cam BETA 537
Magnifier lamps accessories 530-537
Magnifier lamps Daylight 534
Magnifier lamps Luxo 530-532
Magnifier lamps TEVISIO 535
Magnifier lamps Waldmann 535-536
Magnifiers 550-552
Magnifiers - accessories 550-552
Magnifiers - Eschenbach 550-552
Magnifiying lamps 530-537
Maintenance aid 569-570
MANTIS accessories 542-544
MANTIS Compact 541-543
MANTIS Elite 543-544
MANTIS inspection system 541-544
Manual desoldering pump 609
Manual electrode 201, 207
Mask 129
Mask dots 613
Masking tape 612-613
Mat 155-157
Material stand 339-340
Measuring case 196
Measuring points, marking 240
Mechanics oil 571
Metal wriststrap 138-139
Meters and testers 186-207, 244-245, 370
Metriso 3000 196, 198
Metriso B530 197-198
Metriso measuring kit 198
Micro diagonal cutting pliers 466-468
Micro screwdriver 412-413
Microfiber cloth 159, 564-565
Mini probe set 200
Mini spiral cable 138
MiniStrip 477
Modul Cross 244
Moisturizing lotion 137
Monitoring 192-193, 195
Monitoring and testing device for twin-conductor systems 192-195
Monitoring wriststrap 192-193, 195
Monroe CPM 206
Mouse for PC 222
Mouse- Pad 222
Multi trolley 343-344
Multi-purpose container 226, 262
Multimeter 370
Multiple slip joint spanner 482-483

N

Needle-nose pliers 436-472
Needle-nose pliers, Pointed long-nosed pliers 443-444, 452, 469-470
NEWBOX Euro container 306-307
Non-marking castors 346-347, 365-368
Nonwoven 148
NORAPLAN 147-148
NORASTAT 143-144

O

Oblique cutting pliers, diagonal cutting pliers 448-449, 455, 458, 465-466
Off-cut remover - blades 496
Off-cut remover Accessories 495
Off-cut remover DPP 495
Off-cut remover Hektor 494-495
Off-cut remover manual 496
Office chairs 160-185
Office supplies 216-225
One Touch Dispenser 233-234
Optical inspection systems 537-549
Organization system 223
Organization systems office 216-223
Orthopedic insoles 93
Orthostat 93
Overalls 111, 114-115
Overhead Air Ionizer 210
Overload control 192
Overshoes 96-99
Overshoes, reusable 96-98

P

Packaging 228, 248-261
Packaging adhesive tapes 239-240
Packaging film 248
Packaging, air cushion 248-251, 255
Packaging, film bag 248-251, 255-257
Paper labels 235-236
Part bin magazine 298
Part bins, storage boxes 296-298
Partition 262-263, 309-318
Partition walls 262-263, 311-312, 314-315, 318, 320
Partition walls, PCB holder 318-324
Partitions 309-318
Partitions/container 261-264, 309-318
Patch 111
PC cleaning agent 560

PC holder 343
PCB holder 318-328
PCB holder accessories 320-321, 323
PCB holder L-shape 318-319
PCB holder plug-in boards 318-319
PCB holder test kit 321
PCB magazines 324-328
PCB separator 488-494
PCB separator MAESTRO 2, 2M 488
PCB separator MAESTRO 3E 489
PCB separator MAESTRO 4S 490
PCB separator MAESTRO 5M 493-494
PCB separator MAESTRO 6 492
PCB separator replacement parts 490-491, 494
PCSA assembly frame 518
PE foam 258-259, 316
PEN-VAC handling systems 486
Pencil cup 221
Pencil holder 221
Perforated plate 347-348, 354
Permanent heel straps 96-99
Permanent monitoring 192-195
Permanent sole grounders 99
Permanent toe straps 96-99
PERMASTAT 248-250
Personnel grounding systems 137-142
Personnel test station 186-191
PGT 120 Personal test station 189-191
Phillips/Crosstip screwdriver 399-400, 402-403, 408-409, 411-412
Pivoting document holder 224
Pivoting support arm 433
Plastic container 300-308
Plastic films, transparent 246
Plastic pallets 299-300
Plastic plates 246
PLCC extraction tool 485
Plier sets 452, 455, 460, 462, 464, 470, 477
Pliers - C.K series SensoPlus 448-451
Pliers - C.K. 448-454, 473-474
Pliers - Ecotronic 452-454
Pliers - EREM 467-472
Pliers - Erem Series 2400 MagicSense 469-470
Pliers - EREM series 500 / 600 467-468
Pliers - EREM series 700 470
Pliers - Erem SMD 470
Pliers - Ideal-tek 436-439
Pliers - Knipex 457-464, 474-477
Pliers - Knipex Series Prof 460-462
Pliers - Knipex series Standard 458-460
Pliers - Knipex series Super-Knirps 457
Pliers - Knipex VDE 462-464
Pliers - Lindstrom 465-467
Pliers - Lindstrom series RX 465-467
Pliers - Piergiacomi 439-447, 472-473
Pliers - Piergiacomi series Evolution 440-442
Pliers - Piergiacomi series Micron 443
Pliers - WIHA 454-456
Pliers - Wiha Professional 455-456
Pliers accessories 476
Pliers wrench 482
Pliers, diagonal-cutter 436-472
Plug-in board / knobbed board 318
Plug-in divider 261-264, 317-318
Pneumatic cutter 483-485
Pneumatic cutter - Cutting heads 483-485
Pockets 479
Point-to-point resistance measurement 196-197, 199, 201
Pollutant extractor 617
Polo shirts 116-123
Polycarbonate plates, transpartent 246
Polyester film, transparent 246
Polyimid-adhesive tape 382, 612-613
Polymide foil 612-613
Polyurethane casting compound 577-578
Positioning system 434
Potting compounds, silicone resin 578
Power supply units Kilews 429
Pozidriv screwdriver 399-400, 403, 408-409, 411-412
Precision balances 498-499
Precision pliers 436-472
Precision screwdriver 399-415
Precision tweezers 376-378, 380, 385-390, 392-399
Preheating plates 594
PremiumSmooth 120-121
Printorama 323-324
Processing tools Ics, PLCCs 485
Professional footwear 18-95
Professional footwear - ABEBA 26-42
Professional footwear - ATLAS 67-72
Professional footwear - BAAK 86-90
Professional footwear - BATA 83-85
Professional footwear - BIRKENSTOCK 24-26
Professional footwear - DPV komfort 19-24
Professional footwear - ELTEN 59-66
Professional footwear - JALAS 43-49
Professional footwear - SIEVI 50-55
Professional footwear - STEITZ SECURA 77-80
Professional footwear FTG 80-82
Profiles / Profile rails Workstation 346, 348, 353
Protective bag 236, 248-257
Protective coatings 569, 572-574
Protective lacquer remover 569
PU chair 165, 167
PU foam 131-134, 136
Punch 142
Puncher 221

Q

Quickfill PCB magazine 328

R

RAACO 293-294, 296
Rack bins 223
Rack box 295
Rack systems 346-347, 360-362
Radio tweezers 375
RAKO Euro container 304-305
Ramp 151-152
Real-time surveillance 191, 195
Rectangular tins with lid 267
Recyclable material collector 223
Recycling cart 223, 229
Recycling cart, double capacity 229
Reel rack SMD 263, 281-284
REELO 281
Reflective vest 124-126
Remote controls for solder fume extraction 626
Removal tools 485
Resin remover 578
Rest rotable 354
Rest tiltable 354
Rest swivelling 354
Ring electrode 201
Ring file 218-219
Risk analysis 11
Risk management ESD
Riveting pliers for snaps 142
Rollboys 291
Rotating tower for small parts magazines 291-294
Round-nosed pliers 439, 451, 456, 458, 461, 463, 466, 470
Ruler 221

S

Saddle stool 166
Safebuds 560
Safecloths 560
Safepads 561
SAFESHIELD 260-261
Safetiss 561
Safety boots 47-48, 69, 85, 87-89
Safety shoes 31-41, 43-48, 51-72, 80-89, 91-93
Safety sneaker 71
Safewash 566
Safewips 561
Sandals 19-22, 24-26, 31, 50
Scalpels 478-479
Schuko dummy plug 141
Scissors 221, 442
Screen Clene 563
Screw locking varnish 569
Screw wrench 480
Screwdriver sets 401, 404-407, 409-413
Screwdriver, Pozidriv 399-400, 403, 405-406, 408-409, 411-412
Screwdriver, slotted 399-403, 405-406, 408-409, 411, 413
Screwdriver, Torx 399-400, 402, 404-405, 407-408, 410-412
Screwdrivers 399-415
Screwdrivers - blade sets 407
Screwdrivers - blades 405-407, 421-422
Screwdrivers - C.K. 400-403, 452
Screwdrivers - Piergiacomi 399
Screwdrivers - WERA 412-415
Screwdrivers - WIHA 403-412
Screwdrivers Phillips/Crosstip 399-400, 402-403, 405-406, 408-409, 411-412
Screwdrivers Wiha Series System 4 405-406
Screwdrivers Wiha series System 6 406-407
Secosol 93
Series Triton 400-401
Series Xonic 401-402
Service boxes 294
Service kit 142, 225
Sheet protector 217-218
Shelf 341, 343, 346, 348
Shelf / Transport / Universal trolley accessories 341, 343-344
Shelf cabinet 359
Shelf coverings 146-147
Shelf trolley 285-286, 328-344
Shelves 343-344, 348, 353-354, 360-362
Shelves adjustable 353
Shelves extractable 353
Shielding bag 252-256
Shielding bag, barrier 255-257
Shipping box, corrugated board 259-261
Shoe care product 95
Shoe care products 95
Shoe tester 189
Shrink film/ stretch film 248
Sieve / Spoon reflector Leister 609
SIEVI professional footwear 50-55
Sign holder 243
Silicone grease 571
Silicone resin casting compound 578
Silicone-free thermally conductive paste 575
Silver conductive paint 570
Slippers 19-26, 31, 50
Slotted screwdriver 399-403, 408-409, 411, 413
Small parts container 265-267, 296-297
Small parts magazins 291-294
Small vises 516
Smart Tweezers 370
SMD adhesive 570
SMD drawer cabinets 278-281
SMD folding boxes 278-281
SMD reel rack 281-284, 333-334, 342
SMD small container / round tins 277-281

SMD tweezers 374, 376-377, 390-392, 395-399
SMP tweezers 374, 376-377, 390-391, 395-399
Snap kit Universal 142
Socket wrench 402, 408, 410-413
Socks ESD 94
Soder-Wick 614
Softshell jacket 124-126
SOLAMAT 100
Solder bars 628-630
Solder dispenser 609
Solder FELDER 628-630
Solder fume extraction 616-626
Solder fume extraction accessories 619
Solder fume extraction Easy-Click-50 extraction arms 620, 624
Solder fume extraction for soldering tips 619
Solder fume extraction MG - Filters/Nozzles/Funnels 622-624
Solder fume extraction series MG 622-624
Solder fume extraction/Volume extraction 620-626
Solder fume extractor LDA 616-617
Solder mask dots 612-613
Solder paste FELDER 631
Solder pastes 631
Solder resist mask 574, 611-612
Solder tin 628-630
Solder tip regeneration 610
Solder wire feeder 585
Soldering bath 606
Soldering flux 570
Soldering fume absorber 616-626
Soldering iron 588, 602-606, 609-610
Soldering iron FE avec extraction unit 618-619
Soldering iron FE retrofit kits / accessories 618-619
Soldering iron hot-air 605
Soldering iron set 602-606
Soldering iron set WMP/WMR 604
Soldering iron WP/WSP 603-604
Soldering irons - accessories 609-610
Soldering irons Weller 602-606
Soldering irons WXP / WXDP / WXMP 588-589
Soldering station 580-592, 607-608
Soldering station Supply unit 582-583, 587
Soldering stations JBC 607-608
Soldering stations JBC Compact Line 607
Soldering stations JBC Premium Line 607-608
Soldering stations WE 584
Soldering stations WT 580-582
Soldering stations WX 582-584
Soldering tip cleaner accessories 610
Soldering tips - Solder fume extraction 619
Soldering tips ET for LR-21 / FE50 601
Soldering tips HT for FE80 601
Soldering tips LT for WP80 / WSP80 / FE75 600-601
Soldering tips RT for WXMP / WMRP 597-598
Soldering tips RTW for WXMT / WMRT 599
Soldering tips Weller 596-601
Soldering tips XNT for WP 65 596
Soldering tips XNT for WTP 90 596
Soldering tips XNT for WXP 65 596
Soldering tips XT for WP 120 / WXP 120 597
Soldering tips XTH for WP 200 / WXP 200 597
Soldering tweezers WXMT 592
Soldering wire 629-630
Soldering/Desoldering iron accessories 606, 609-611
Soldering/Desoldering nozzles Leister 609
Solderting / desoldering devices -hot air 593-594, 609
Sole cleaner, mechanic 100
Sole cleaning 99-100
Solvent resistant 233-234
Solvents 234, 578
Spannfix 517-518
Special footwear 41-42
Special pliers, bending pliers 446, 471-472
Spirit level 480
Spring binder 216
Stackable hinged-lid tins 267
Stacking trays 223
Standing aids / sit-stand chair 166-167, 180-181, 185
Stapler 221
Staticlene 563
Steel sheet box cart 223, 227
STEITZ SECURA Professional workwear 77-80
Stencil cleaner / wipes 569
Stereo inspection systems 541-547, 549
Stool 164-165, 180-181
Storage boxes, part bins 296-298
Storage carts for SMD reels 284, 333-334, 342
Storage trolley 338-339
Strap ---> wriststraps 137-138
Strapping band 240
Stretch film 248
Stripping pliers, multifunctional stripper 473-475
Stripping tool 471-477
Suction / Desoldering nozzles 602
Suction nozzles DSX80 / DSXV80 602
Suction nozzles Weller 602
Suction nozzles WXDP120 DSX120 602
Suitable for machines 205, 208
Suitcase 197, 205, 207, 231, 270, 294-295, 303-304
Support arm 433-434
Support arm with positioning system 433-434
Surface resistance meters 198-200
Surveillance - Personal grounding 192
Suspended document holder 224
Sweat jacket 116-120, 122-123, 125
Sweatshirts 116-120, 122-123, 125
Swing gate 244
Swiss version available 139-141, 143
Swivel arm 347, 349, 433
Swivel castors 227, 229, 363-367
Swivel chairs / swivel stool 160-185
Swivel chairs bimos 170-181
Swivel chairs DPV-komfort 169
Swivel chairs series BASIC 177-178
Swivel chairs series BUSINESS-CHAIR 181
Swivel chairs series CLASSIC 162-164
Swivel chairs series Cleanroom Basic ESD 179-180
Swivel chairs Series COMFORT-CHAIR 182
Swivel chairs series COMFORT-PLUS-CHAIR 183
Swivel chairs series ECONOMY CHAIR PISA II 183
Swivel chairs series ECONOMY PLUS CHAIR 184
Swivel chairs series ERGO CHAIR 182
Swivel chairs series INDUSTRIAL PU-CHAIR 184
Swivel chairs series NEON 173-174
Swivel chairs series NEXXIT 171-172
Swivel chairs series SINTEC 174-176
Swivel chairs Series Unitec 176-177
Swivel chairs Treston 169-170
Swivel stool 164-165, 180-181
SX 45 accessories 547
SX 45 stereo microscope 547
System cabinet 359
System components series Concept 350-354
System components series TP / TPH 346-347
System components series WB 347-349
System workstation lamps 530
System workstations 345-359

T

T-shirt 116-123
Table coverings 143-157
Table frames 351
Table mats 144-146
Table mats - grounding 139-141
Table sets, table-floor sets 143-144
Table stand 224
Table tops 147, 352
Table-top model 209
Tables 345-359
Tacky mats / foils 99-100, 154, 556
TAMETO workstation lights 530
TANEO 528, 530
Tank top 117
Tape dispenser 241-242
Tape measures 480
Tarifold document holding system 224
Technician's case 479
Tek-Scope inspection system 538
Telescope mirrors 479-480
Telescopic torque 433
Temperature measurements 196, 202
TenSION Test pin 213
Terminal block 141
Test pin 213
Test station 191
Testing device 189
Textil wriststrap 137, 139
Thermally conductive adhesive 575-576
Thermally conductive paste 575-576
Thermally conductive products 575-576
Thermally conductive rubber 575-576
Thermo-Cool 122-123
Thermo-formed insert ---> drawer cabinets 287-290
Thermoformed inserts 272-277
Tip cutting pliers 468-470
Toe strap, women 96-99
Tool sets 452, 470
Tools - others 478-483
Top Gun Ionizer 211
Torque electric screwdriver 423-433
Torque measuring devices 434
Torque screwdriver 413, 418-422
Torque screwdriver Wiha 419-422
Torque support 433-434
Torx screwdriver 399-400, 402, 404, 408, 410-412
Transport bags 218
Transport container 261-308
Transport pallets 299-300
Transport roller, transport dolly 328-332, 340
Transport trolleys 284-286, 328-344
Tray ---> Tray 264
Trolley 284, 342
Trolleys 226
Trousers 111, 114-115
Tube system, extraction 626
Tubular films 248-251
Turnstile 186-188, 244
Turnstiles 186-188, 244-245
Turntables 225
Tweezers 370-399
Tweezers - C.K. 375, 392-395, 452
Tweezers - EREM 395-399, 470
Tweezers - Ideal-tek 379-391
Tweezers - Knipex 377-378, 380

Tweezers - Piergiacomi 371-374
Tweezers - Wiha 376-377
Two-sided electrode 199
Tyvek 128-129

U

Ultrasolve 568
Univeral trolley 341-343
Universal cabinet 359
Universal meter 203
Universal tape dispenser 241-242
Upright tube modules / tubes 352-353

V

Vacuum cleaner 225-232, 560
Vacuum cleaner accessories 228-232
Vacuum machine 512-514
Vacuum micromanipulator accessories 486
Vacuum micromanipulator EREM 3000 486
Vacuum pipette accessories 486
Vacuum pipette Pen-Vac 486
Vacuum pipette Vampire 485
Vacuum pipette WVP 592
Varnishes 572-574
VDE screwdriver 408-409, 419-420
Velcro® fastener 240
Veribox 200
Vests 124-126
Viasit swivel chairs 168-169
Vises 516-518
Vises - Accessories 517-518
Vision inspection systems 537-549
Voltage measurement ESD events 203
Voltage potential 205
Voltmeter electrostatic 226

W

Wafer tweezers 383
Walking - Test kit 203, 207
Wall bracket 189-190, 224
Warning signs 235-239
Waste bag holder 227
Waste baskets 226-227
Waste containers 223, 225-232
Waste wagon 223, 227, 229
Water pump pliers 482-483
WAVE magnifier lamp 531
Weak point analysis 11
Wedge heel 20, 29
Welding wire 150
Wez Euro container 301-303, 318
WEZRack 322-323
Wheels / castors 227, 362-368
Winter clothes 124-126
Winter jackets 124-126
Wipes 159, 565
Wips 561
Wire end ferrule pliers 475-476
Women's work coat 109
Work coats 102-114
Work coats BlueLine 108-109
Work shoes 18-95
Work trays 298
Working tables 345-359
Workstation accessories 169, 216-225
Workstation lamps DAYLIGHT 529
Workstation lamps Luxo 529
Workstation lamps Waldmann 528, 530
Workstation lights 356-357, 528-530
Workstation monitor tester 193
Workstation Series Concept 350-354
Workstation Series TP / TPH 346-347
Workstation series TP/TPH 142-143, 225
Workstation series WB 347-349
Workstation sets 143-144
Workstation swivel chairs 160-185
Workstation systems 345-359
Workstations 169
Workstations Treston 169-170, 346-352
Workwear 101-137
Wrist straps, plastic 138-139
Wriststrap monitoring 192-193, 195
Wriststrap testers 189-191
Wriststraps 137-138, 142-143, 225
Wriststraps, metal 138-139
Wriststraps, textile 137, 139
WS Aware workstation monitor 193

Y

Yellow bin 223, 227

Z

Zero Smog 619-622
Zero Smog - Filter/nozzles/funnels 620-622

022.600 157
022.605 157
022.610 157
023.1300 164
023.1301 165
023.1320 164
023.1350 166
023.1390.PU-ESD 165
023.1392.PU-ESD 165
023.1400.PU-ESD 167
023.1405.PU-ESD 168
023.1410.PU-ESD 168
023.1500.PU-ESD 166
023.1505.PU-ESD 166
023.1610.PU-ESD 166
023.1615.PU-ESD 166
023.1700-ESD 167
023.2460-ESD 164
023.2461-ESD 163
023.2462-ESD 163
023.2463-ESD 163
023.2474-ESD 162
023.2480 163
023.2490-ESD 163
023.2495-ESD 163
023.2499-ESD 163
023.2500 164
023.2600 162
023.2603 163
023.2604 163
023.2620 163
023.2700 163
023.2703 163
023.5000 162
028.0058.ESD 169
028.0550.P 169
028.0641 169
028.6500.119 169
028.6500.123 169
028.6500.127 169
028.6500.133 169
029.ARE-ESD 170
029.C30AL-ESD 169
029.C30BL-ESD 169
029.C35BL-ESD 169
029.C40AL-ESD 170
029.C40BL-ESD 170
032.040 267
032.050 267
032.055 267
032.070 267
032.080 267
032.085 267
032.090 267
032.150 298
032.151 298
032.152 298
032.152.TRAY 298
032.153 298
032.153.TRAY 298
032.157 298
032.20.200 266
032.20.201 266
032.20.202 266
032.20.203 266
032.20.204 266
032.20.205 266
032.200 267
032.200.1 267
032.201 267
032.202 267
032.350 267
032.351 267
032.352 267
032.353 267
032.354 267
032.355 266
032.356 266
032.380 265
032.380.F09 265
032.380.F15 265
032.380.F24 265
032.381 265
032.381.F02 265
032.381.F12 265
032.381.F17 265
032.381.F20 265
032.382 265
032.384 265
032.384.F54 265
032.384.F72 265
032.385 266
032.385.F15 266
032.385.F35 266
032.385.F54 266
032.385.F72 266
032.386 266
032.386.F06 266
032.386.F12 266
032.386.F15 266
032.387 266
032.387.F06 266
032.387.F12 266
032.387.F15 266
032.400 270
032.400.06 270
032.400.09 270
032.400.12 270
032.400.24 270
032.400.NO-Set 270
032.400.RA-Set 270
032.401 269
032.401.NO-Set 269
032.401.RA-Set 269
032.405 269
032.405.06 269
032.405.09 269
032.405.NO-Set 269
032.405.RA-Set 269
032.410 268
032.410.06 268
032.410.09 268
032.410.12 268
032.410.NO-Set 268
032.410.RA-Set 268
032.410.ST-Set 268
032.415 268
032.415.06 268
032.415.09 268
032.415.NO-Set 268
032.417 267
032.417.04 267
032.417.06 267
032.417.12 267
032.417.NO-Set 267
032.420 271
032.420.06 271
032.420.09 271
032.420.12 271
032.420.NO-Set 271
032.420.RA-Set 271
032.425 270
032.425.NO-Set 270
032.425.RA-Set 270
032.427 271
032.427.RA-Set 271
032.427.ST-Set 271
032.T-2100 273
032.T-2101 274
032.T-2102 274
032.T-2103 273
032.T-2105 272
032.T-2106 272
032.T-2107 274
032.T-2108 274
032.T-2109 274
032.T-2112 276
032.T-2113 272
032.T-2114 273
032.T-230 272
032.T-231 272
032.T-232 273
032.T-233 273
032.T-234 273
032.T-235 272
032.T-236 272
032.T-237 276
032.T-238 277
032.T-239 277
032.T-240 273
032.T-241 273
032.T-242 273
032.T-243 274
032.T-244 272
032.T-245 272
032.T-246 273
032.T-247 276
032.T-248 276
032.T-249 276
032.T-263 272
032.T-270 275
032.T-271 276
032.T-272 276
032.T-273 276
032.T-274 276
032.T-275 277
032.T-276 274
032.T-278 274
032.T-280 274
032.T-281 275
032.T-282 275
032.T-285 275
032.T-286 275
032.T-287 275
032.T-289 275
032.T-291 275
032.T-294 275
032.T-295 275
032.T-296 276
032.T-297 277
032.T-298 274
038.010 277
038.015 277
038.025 277
038.401 278
038.402 278
038.403 278
038.404 278
038.411 278
038.412 278
038.413 278
038.414 278
038.421.[...] 279
038.422.[...] 279
038.423.[...] 279
038.424.[...] 279
038.441.[...] 279
038.442.[...] 279
038.443.[...] 279
038.444.[...] 279
038.451 280
038.452 280
038.453 280
038.454 280
038.461 280
038.462 280
038.463 280
038.464 280
038.470 283
038.470.10 283
038.470.D 283
038.470.ZS 283
038.475 283
038.475.10 283
038.475.D 283
038.475.ZS 283
038.476 283
038.476.ZS 283
038.480 283
038.485 283
038.485.D 283
038.486 283
038.490 283
038.491 283
038.492 283
039.100.180 282
039.100.181 282
039.100.330 282
039.100.331 282
039.100.332 282
039.200.180 282
039.200.181 282
039.300.180.210 282
039.300.180.410 282
039.300.180.850 282
039.300.181 282
039.300.250.210 282
039.300.250.410 282
039.300.250.850 282
039.300.251 282
039.300.330.210 282
039.300.330.415 282
039.300.330.850 282
039.300.331 282
039.300.332 282
039.300.380.415 282
039.300.381 282
039.300.382 282
039.400 283
039.500.180 281
039.500.181 281
039.500.182 281
045.005 287
045.015 287
045.020 287
045.025 287
045.035 287
045.042 287
045.044 287
045.045.SMD 278
045.046.SMD 278
045.048.SMD 277
045.050.NL.[...] 278
045.050.NL.bunt 278
045.050.SMD 278
045.053.NL.[...] 277
045.053.SMD 277
045.055 287
045.155 287
045.165 287
045.185 287
045.205 287
045.215 287
045.225 287
045.235 287
045.245 287
045.255 287
045.265 287
046.105 288
046.115 288
046.130 288
046.130.1 279
046.130.1-LS 279
046.130.2 279
046.130.2-LS 279
046.130.3 279
046.130.3-LS 279
046.130.4 279
046.130.4-LS 279
046.130.DISS.1 280
046.130.DISS.1-LS 280
046.130.DISS.2 280
046.130.DISS.2-LS 280
046.130.DISS.3 280
046.130.DISS.3-LS 280
046.130.DISS.4 280
046.130.DISS.4-LS 280
046.130.DISS.MIX 280
046.130.DISS.MIX-LS 280
046.130.MIX 279
046.130.MIX-LS 279
046.131 288
046.135 288
046.141.SMD 278
046.150 288
046.155 288
046.161 281
046.162 281
046.163 281
046.164 281
046.165 281
046.166 281
046.167 281
046.171 288
046.173 288
046.174 288
046.175 288
046.180 288
046.185 288
046.195 288
046.196 288
046.197 288
046.198 288
046.305 289
046.315 289
046.320 288
046.325 288
046.335 288
046.349 287
046.350 289
046.350.0 288
046.395 289
046.400 289
046.405 289
046.410 289
046.465 289
046.475 289
046.485 289
046.495 289
046.505 289
046.515 289
046.525 289
046.535 289
046.550 289
046.551 289
046.552 289
046.553 289
047.605 290
047.615 290
047.640 290
047.650 290
047.655 290
047.765 290
047.775 290
047.785 290
047.795 290
047.800 290
047.801 290
047.802 290
048.101 291
048.102 291
048.104 291
048.111 291
048.112 291
048.114 291
048.A4-16.ESD 223
048.A4-18.ESD 223
048.AS100.ESD 223
048.AS50.ESD 223
048.D40.ESD 223
048.DC1.ESD 223
048.Haken 223
048.MP1 223
048.PL16.ESD 223
048.PL18.ESD 223
048.Q40.ESD 223
048.R30.ESD 223
048.R40.ESD 223
050.005 291
050.010 291
050.015 291
050.020 291
050.025 292
050.030 292
050.035 292
050.036 293
050.040 292
050.041 293
050.043 293
050.045.A 292
050.050.B 292
050.055.C 292
050.060.A 291
050.105 291
050.107 291
050.110 291
050.112 291
050.115 299
050.120 299
050.1200-DC 293
050.1224 293
050.1248 293
050.125 299
050.1260 293
050.130 299
050.131 299
050.132 299
050.133 299
050.134 299
050.135 299
050.136 299
050.137 299
050.138 299
050.139 299
050.145 297
050.150 297
050.155 297
050.156 297
050.160 297
050.162 297
050.163 297
050.165 297
050.170 297
050.175 297
050.185 297
050.200.Spez.PP 312
050.201.PP30.Z 310
050.201.PP35.Z 310
050.215.A-30 310
050.215.A-35 310
050.215.D-30 310
050.215.D-35 310
050.230 310
050.230.D-35 310
050.230.KLT 310
050.230.PE.3 310
050.231.A-30 310
050.231.A-35 310
050.233.C-30 310
050.233.C-35 310
050.235 310
050.235.D-35 310
050.235.KLT 310
050.235.PE.3 310
050.235.PE.6 310
050.236.A-30 310
050.236.A-35 310
050.238.C-30 310
050.238.C-35 310
050.239.080.110 311
050.239.080.20 311
050.239.080.20.A 311
050.239.080.215 311
050.239.080.28 311
050.239.080.39 311
050.239.080.47 311
050.239.080.60 311
050.239.080.72 311
050.239.120.110 311
050.239.120.20 311
050.239.120.20.A 311
050.239.120.215 311
050.239.120.28 311
050.239.120.39 311
050.239.120.47 311
050.239.120.60 311
050.239.120.72 311
050.239.180.110 312
050.239.180.20 312
050.239.180.20.A 312
050.239.180.215 312
050.239.180.28 312
050.239.180.39 312
050.239.180.47 312
050.239.180.60 312
050.239.180.72 312
050.240.080.105 311
050.240.080.159 311
050.240.080.20 311
050.240.080.20.A 311
050.240.080.317 311
050.240.080.32 311
050.240.080.41 311
050.240.080.55 311
050.240.080.67 311
050.240.080.78 311
050.240.120.105 311
050.240.120.159 311
050.240.120.20 311
050.240.120.20.A 311
050.240.120.317 311
050.240.120.32 311
050.240.120.41 311
050.240.120.55 311
050.240.120.67 311
050.240.120.78 311
050.240.180.105 312
050.240.180.159 312
050.240.180.20 312
050.240.180.20.A 312
050.240.180.317 312
050.240.180.32 312
050.240.180.41 312
050.240.180.55 312
050.240.180.67 312
050.240.180.78 312
050.241.080.101 311
050.241.080.127 311
050.241.080.170 311
050.241.080.20 311
050.241.080.23.A 311
050.241.080.257 311
050.241.080.34 311
050.241.080.43 311
050.241.080.52 311
050.241.080.66 311
050.241.080.76 311
050.241.080.84 311
050.241.120.101 311
050.241.120.127 311
050.241.120.170 311
050.241.120.20 311
050.241.120.23.A 311
050.241.120.257 311
050.241.120.34 311
050.241.120.43 311
050.241.120.52 311
050.241.120.66 311
050.241.120.76 311
050.241.120.84 311
050.241.180.101 312
050.241.180.127 312
050.241.180.170 312
050.241.180.20 312
050.241.180.23.A 312
050.241.180.257 312
050.241.180.34 312
050.241.180.43 312
050.241.180.52 312
050.241.180.66 312
050.241.180.76 312
050.241.180.84 312
050.250 318
050.2500 294
050.2500-DC 294
050.2503 294
050.251 318
050.252 318
050.2530.Satz-16 294
050.2535.Satz-8 294
050.2537 294
050.2541 294
050.2545 294
050.2600 296
050.2600-BC 296
050.2601 296
050.2602 296
050.2603 296
050.2610 296
050.2630 296
050.2700 294
050.2701 294
050.2702 294
050.2715 295
050.300.Spez.PS 316
050.301.PS15.Z 313
050.301.PS18.Z 313
050.301.PS20.Z 313
050.306 298
050.306.GS-E 298
050.330.D-15 313
050.330.D-18 313
050.330.D-20 313
050.331.A-15 313
050.331.A-18 313
050.331.A-20 313
050.332.B-15 313
050.332.B-18 313
050.332.B-20 313
050.333.C-15 313
050.333.C-18 313
050.333.C-20 313
050.335.D-15 313
050.335.D-18 313
050.335.D-20 313
050.336.A-15 313
050.336.A-18 313
050.336.A-20 313
050.337.B-15 313
050.337.B-18 313
050.337.B-20 313
050.338.C-15 313
050.338.C-18 313
050.338.C-20 313
050.339.080.110 314
050.339.080.20 314
050.339.080.215 314
050.339.080.29 314
050.339.080.39 314
050.339.080.48 314
050.339.080.61 314
050.339.080.72 314
050.339.120.110 315
050.339.120.20 315

050.339.120.215 315
050.339.120.29 315
050.339.120.39 315
050.339.120.48 315
050.339.120.61 315
050.339.120.72 315
050.339.180.110 315
050.339.180.20 315
050.339.180.215 315
050.339.180.29 315
050.339.180.39 315
050.339.180.48 315
050.339.180.61 315
050.339.180.72 315
050.340.080.105 314
050.340.080.159 314
050.340.080.20 314
050.340.080.317 314
050.340.080.32 314
050.340.080.41 314
050.340.080.55 314
050.340.080.68 314
050.340.080.78 314
050.340.120.105 315
050.340.120.159 315
050.340.120.20 315
050.340.120.317 315
050.340.120.32 315
050.340.120.41 315
050.340.120.55 315
050.340.120.68 315
050.340.120.78 315
050.340.180.105 315
050.340.180.159 315
050.340.180.20 315
050.340.180.317 315
050.340.180.32 315
050.340.180.41 315
050.340.180.55 315
050.340.180.68 315
050.340.180.78 315
050.341.080.101 314
050.341.080.127 314
050.341.080.170 314
050.341.080.20 314
050.341.080.23 314
050.341.080.257 314
050.341.080.34 314
050.341.080.43 314
050.341.080.52 314
050.341.080.66 314
050.341.080.76 314
050.341.080.84 314
050.341.120.101 315
050.341.120.127 315
050.341.120.170 315
050.341.120.20 315
050.341.120.23 315
050.341.120.257 315
050.341.120.34 315
050.341.120.43 315
050.341.120.52 315
050.341.120.66 315
050.341.120.76 315
050.341.120.84 315
050.341.180.101 315
050.341.180.127 315
050.341.180.170 315
050.341.180.20 315
050.341.180.23 315
050.341.180.257 315
050.341.180.34 315
050.341.180.43 315
050.341.180.52 315
050.341.180.66 315
050.341.180.76 315
050.341.180.84 315
050.500.Spez.PE 317
050.900 294
050.900-DC 293
050.900.T 294
050.901 294
050.901.T 294
050.902 294
050.902.T 294
050.918 293
050.936 293
050.945 293
051100.2 297
051100.2.H 297
051100.3 297
051100.3Z 297
051100.4 297
051100.5 297
051100.6 297
051200 305
051201 305
051205-3 305
051220 299
051221 299
051222 299
051225 299
051226 299
051302 304
051312 304
051312.K 304
051322 304
051322.K 304
051406 304
051406.K 304
051412 304
051412.K 304
051414 304
051417 304
051417.K 304
051422 304
051427 304
051432 304
051432.K 304
051607 304
051607.K 304
051612 304
051612.K 304
051613 304
051617 304
051617.K 304
051622 304
051622.K 304
051627 304
051628 304
051632 304
051632.K 304
051642 304
051642.K 304
051721 304
051732 304
051743 304
051764 304
051821 304
051832 304
051843 304
051864 304
051870 304
051871 304
051878 304
051879 304
051886 307
051887 307
051887-1 307
051950 305
051952 305
051952.2 305
051953 305
051954.3 305
051955.3 305
051956.3 305
051957 305
051958.3 305
051959 305
052.601 277
052.602 277
052.603 277
052.725 318
052.730 318
052.750.SMT 319
052.751 319
052.760 319
052.761 319
053210 318
053211 318
053212 318
053212-1 318
0609.055.392 303
061360 25
061360-1 25
061368 25
061370 25
061370-1 25
061378 25
061380 25
061380-1 25
061388 25
061390 25
061390-1 25
061398 25
061400 25
061400-1 25
061408 25
061410 25
061410-1 25
061418 25
089410 25
089410-1 25
089418 25
089418-1 25
089420 25
089420-1 25
089428 25
089428-1 25
089430 25
089430-1 25
089438 25
089438-1 25
090.001 284
090.002 284
090.005 284
090.010 284
090.015 284
090.029 284
090.030 284
090.031 284
090.032 284
090.130 284
090.130.BS 284
091.1133.ESD 330
091.1134.ESD 330
091.1820 340
091.1840 335
091.1841 335
091.1850 336
091.1851 336
091.1860 336
091.1861 336
091.1870 336
091.1871 336
091.1880 336
091.1881 336
091.1890 339
091.1891 340
091.1892 340
091.23799.ESD 340
091.23800.ESD 340
091.23801.ESD 340
091.23802.ESD 340
091.2843.ESD 227
091.9100 337
091.9101 337
091.9200 337
091.9201 337
091.92900 338
091.92901 339
091.92910 338
091.92911 339
091.9301 338
091.9302 338
091.9303 338
091.9341 338
091.9342 338
091.9343 338
091.93540 339
091.935400-B 339
091.93580 339
091.93581 339
091.9380.ESD 338
091.9381.ESD 339
091.9383.ESD 338
091.9384.ESD 339
091.9390.ESD 338
091.9391.ESD 339
091.9392 338
091.9393 338
091.9400 335
091.9401 335
091.9402 335
091.9403 335
091.9500 335
091.9501 335
091.9502 335
091.9503 335
091.9510 335
091.9511 335
091.9512 335
091.9513 335
091.9820 336
091.9822 336
091.9830 336
091.9832 336
091.9920 337
091.9922 337
091.9930 337
091.9932 337
091.B9116 340
091.B9125 340
091.B9331 340
0F07 625
0F10 625
100-1000-ESD 623
100-1055-ESD 623
100-1056-ESD 623
100-2000-ESD 623
100-2003-ESD 623
100-2012-ESD 623
100.49015-ESD 351
100.49016-ESD 351
100.49017-ESD 351
100.49018-ESD 351
100.49019-ESD 351
100.49030-ESD 351
100.49031-ESD 351
100.49032-ESD 351
100.49033-ESD 351
100.49034-ESD 351
100.49037-ESD 350
100.49038-ESD 350
100.49062-ESD 351
100.49063-ESD 351
100.49064-ESD 351
100.49065-ESD 351
100.49066-ESD 351
1000.030.1 100, 154, 556
1000.030.1.blau 100, 154, 556
1000.030.3 100, 154, 556
1000.030.3.blau 100, 154, 556
1000.030.3.R 100, 154
1000.105.3 99, 154, 556
1000.105.5 99, 154, 556
1000.106.3 99, 154, 556
1000.106.5 99, 154, 556
1000.200 553
1000.220 553
1000.221 553
1000.240 553
1000.300 552
1000.301 552
1000.325 553
1000.3900.36-37 97, 557
1000.3900.38-39 97, 557
1000.3900.40-43 97, 557
1000.3900.44-46 97, 557
1000.3900.47-48 97, 557
1000.3910.36-37 97, 557
1000.3910.38-39 97, 557
1000.3910.40-43 97, 557
1000.3910.44-46 97, 557
1000.3910.47-48 97, 557
1000.520 554
1000.521 554
1000.550 554
1000.900 553
1000.901 553
1000.925 553
1000.926 553
101.49015-ESD 351
101.49016-ESD 351
101.49017-ESD 351
101.49018-ESD 351
101.49030-ESD 351
101.49031-ESD 351
101.49032-ESD 351
101.49033-ESD 351
101.49037-ESD 350
101.49038-ESD 350
101.49062-ESD 351
101.49063-ESD 351
101.49064-ESD 351
101.49065-ESD 351
1010.RR-101 127, 554
1010.RR-102 127, 555
1010.RR-107 127, 554
1010.RR-108 127, 554
1010.RR-112 127, 555
1010.RR-114 127, 555
1010.RR-201 127, 554
1010.RR-202 127, 555
1010.RR-207 127, 554
1010.RR-208 127, 554
1010.RR-212 127, 555
1010.RR-214 127, 555
1011363 26
1011363-1 26
1011364 26
1011364-1 26
1011365 26
1011365-1 26
1011366 26
1011366-1 26
1020876 25
1020945 25
1021400 25
1021411 25
102ACA 396
102ACAX 397
103.49015-ESD 351
103.49016-ESD 351
103.49017-ESD 351
103.49019-ESD 351
103.49030-ESD 351
103.49031-ESD 351
103.49032-ESD 351
103.49033-ESD 351
103.49034-ESD 351
103.49037-ESD 351
103.49038-ESD 351
103.49062-ESD 351
103.49063-ESD 351
103.49064-ESD 351
103.49065-ESD 351
103.49066-ESD 351
103ACA 397
111.49001-ESD 351
111.49002-ESD 351
112-0000-ESD 619
112.49001-ESD 351
112.49002-ESD 351
1131.7035.WL2.10 153
1132.7035.M.10 153
12080.LP 299
12080.LP-K 299
1250.180.R091 157
1250.180.S 157
1250.180.Z 157
1250.200.S 156
1250.215.S1 156
1250.653.1500 147
1250.653.2000 147
1250.653.2500 147
1250.653.3000 147
1250.653.R 147
1250.653.Z 147
1250.680.R 148
1250.680.Z 148
1250.681.1500 148
1250.681.1650 148
1250.681.2000 148
1250.681.2500 148
1250.7004.L 149
1250.7004.R 149
1250.7004.S 149
1250.7004.Z 149
1260.791.0 148
1260.791.S 148
1260.791.S.1 148
1260.791.Z 148
1260.792.0 148
1260.793.0 148
1260.801.0 149
1260.802.0 149
1260.803.0 149
1260.806.0 149
1260.807.0 149
1261.SD 150
1261.SD-Signal 150
1262.EC 150
1263.1509. 150
1265.AR 151
1265.EC621004 151
1265.ESD-LOGO 151
1280.620.3011 152
1280.DT100 152
1280.DT200 152
1280.K112 153
1280.K188.13 153
1280.R762 153
1280.T412 152
1280.TF201 152
130-1000 622
130-1055-ESD 622
130-2000-ESD 623
130-2010 623
1306.0620.0910.NI 156
1306.0660.0960.B1 156
1306.B1.0650.0950 156
1306.B1.1F.Spez. 156
1306.B1.Spez 156
1307.0660.0960.B1 156
1307.B1.0650.0650.VC 156
1307.B1.0650.0910.VM 156
1307.B1.0650.0940.VE 156
1307.B1.Q970.Q610.VM 156
1307.B1.Q970.Q635.VE 156
1307.B1.Spez 156
1308.110.392 303
1309.055.392 303
1310.PF.701 152
1310.PF.701.R 152
1310.PF.701.RES 152
1310.PF.ESD 152
1318.055.392 303
1350.100.A 155
1350.130.B 155
1350.131.C 155
1350.140.D 155
1350.141.E 155
1350.150.F 155
1350.151.G 155
1350.152.H 155
1350.153.I 155
1350.154.J 155
1390.0850.0600 156
1390.1550.1050 156
1401.610 143
1401.610.CH 143
1401.615 143
1401.615.CH 143
1401.620 144
1401.625 144
1401.630 144
1401.635 144
1401.665 144
1401.675 144
1401.685.1 144
1401.695 144
1401.720 144
1401.725 144
1401.730 144
1401.735 144
1402.662.MP1.beige 222
1402.662.R 145
1402.662.R.061 145
1402.662.R.100 145
1402.662.S 144
1402.662.S.1 144
1402.662.S.2 144
1402.662.S.3 144
1402.662.S.4 144
1402.663.MP1.grau 222
1402.663.R 145
1402.663.R.061 145
1402.663.R.100 145
1402.663.S 144
1402.663.S.1 144
1402.663.S.2 144
1402.663.S.3 144
1402.663.S.4 144
1402.664.R 145
1402.664.S 144
1402.664.S.1 144
1402.664.S.2 144
1402.664.S.3 144
1402.664.S.4 144
1402.665.MP1.blau 222
1402.665.R 145
1402.665.R.061 145
1402.665.R.100 145
1402.665.S 144
1402.665.S.1 144
1402.665.S.2 144
1402.665.S.3 144
1402.665.S.4 144
1402.66[..].Z 145
1432.663.SO.R 145
1432.663.SO.R61 145
1432.663.SO.S 145
1432.663.SO.S1 145
1432.663.SO.S2 145
1432.663.SO.S3 145
1432.663.SO.S4 145
1432.663.SO.Zuschnitt 145
1432.665.SO.R 145
1432.665.SO.R61 145
1432.665.SO.S 145
1432.665.SO.S1 145
1432.665.SO.S2 145
1432.665.SO.S3 145
1432.665.SO.S4 145
1432.665.SO.Zuschnitt 145
145-1000-ESD 624
145-1002-ESD 624
145-2000-ESD 624
145-2002-ESD 624
145-2003-ESD 624
145-2012-ESD 624
145-4000 624
1450.659.R 146
1450.659.R40 146
1450.659.R61 146
1450.659.Z 146
1451.7500.1207 285, 333
1451.7500.1213 286, 334
1451.7500.1217 286, 334
1451.7500.9820 337
1451.7500.9822 337
1451.7500.R.120 147
1451.7500.Z 147
1460.500.R.055 146
1460.500.R.110 146
1460.500.Z 146
1500BSF 483
1503E 483
150SA 397
150SAD 397
150SAMB 397
150SAMF 397
1512N 483
151SA 397
152.1120 328
152.2120 328
152.3020 328
152.3060 328
152.4060 328
152.6060 328
152.7060 328
1522N 484
1522NA 484
1522NB 484
15AGW 397
1630FKIT 479
1700.BS.S 181
1700.ERG.K 182
1700.ERG.S 182
1700.ERG.ST 182
1700.ES.B 183
1700.ES.D 183
1700.ESP.S 184
1700.KS.13 182-184
1700.KS.B 182
1700.KS.D 182
1700.KS.S 182
1700.KSP.B 183
1700.KSP.B.620 183
1700.KSP.S 183
1700.KSP.S.620 183
1700.KSP.ST 183
1700.KSP.ST.620 183
1700.PU 184
1700.S 185
1700.S.V 184
1700.VS 184
1700.XS 182-184
1700.xs.ksp 183
1700.XS.PU 184
1710.ERG.K 182
1710.ERG.S 182
1710.ERG.ST 182

1710.ES.B 183
1710.ES.D 183
1710.ESP.S 184
1710.KS.B 182
1710.KS.D 182
1710.KS.S 182
1710.KSP.B 183
1710.KSP.S 183
1710.KSP.ST 183
1710.PU 184
1713.110.392 303
1740.001 185
1750.410 185, 225
1751.415 185, 225
1801.B.V 242
1801.G.K.0 243
1801.G.K.23.DE 243
1801.G.K.23.E 243
1801.G.K.36.DE 243
1801.G.K.36.E 243
1801.G.P.B 242
1801.G.P.SA4 243
1801.G.P.TERM 190
1801.G.P.Y 242
1801.G.W23.DE 243
1801.G.W23.E 243
1801.G.W36.DE 243
1801.G.W36.E 243
1801.G.WC 243
1802.9584.rot 243
1802.9586.gelb 243
1802.9605 243
1802.9606 243
1802.9607 243
1802.9615 243
1802.9616 243
1802.9617 243
1802.9618 243
1810.7204 148
1810.8404 148
1810.9604 148
1920.HPL-ESD 147
200.200 617
200.201 617
200.202 617
200.203 617
201.250 616
201.250.CH 616
201.252 616
201.255 616
201.257 616
201.260
201.350 616
201.355 616
201.360 617
201.361 617
201.450 617
201.455 617
201.460 617
201.490 617
201.600 617
201.601 617
2050.750.10 137
2050.750.3 137
2050.750.5.10 138
2050.750.5.3 138
2050.750.7 137
2051.750.10 137
2051.750.3 137
2051.750.5.10 138
2051.750.5.3 138
2052.750.5.10 138
2052.750.5.3 138
2060.220.10 137
2060.220.3 137
2060.5410.K 138
2061.220.10 137
2061.220.3 137
2062.220.10 137
2062.220.3 137
2063.220.10 137
2063.220.3 137
2064.220.10 137
2064.220.3 137
2070.1642.235 137
2070.1642.235-ESD 137
2070.1642.3780 137
2070.1642.470-ESD 137
2070.1642.940 137
2070.1642.940.BR 137
2070.267 233
2070.268 233
2070.270 233
2070.271.AC 233
2070.272.IPA 234
2070.273 233
2070.274.AC 233
2070.275.IPA 234
2070.276 233
2070.277.AC 233
2070.278.IPA 234
2070.282 233
2070.283 233
2070.284 233
2070.286 233
2070.287 233
2070.288.AC 233
2070.289.IPA 234
2070.290.IPA 234
2070.291.AC 233
2070.292.IPA 234
2070.293.AC 233
2070.294.AC 233
2070.294.IPA 234
2070.3100 131
2070.3100.SET 131
2070.3105 131
2070.3105.SET 131
2070.3110 131
2070.3110.SET 131
2070.3125 132
2070.3125.SET 132
2070.3130 132
2070.3130.SET 132
2070.3200 131
2070.3200.SET 131
2070.3205 131
2070.3205.SET 131
2070.3210 131
2070.3210.SET 131
2070.325 234
2070.325.DW 234
2070.325.IPA 234
2070.3355 133
2070.3355.SET 133
2070.35-004 234
2070.35-004.gelb 234
2070.35-005 234
2070.35-006 235
2070.35-006.gelb 235
2070.35-007 235
2070.35-008 235
2070.35-008.gelb 235
2070.35-009 235
2070.350 234
2070.351 234
2070.351.DW 234
2070.351.IPA 234
2070.35563 235
2070.35564 235
2070.35566 235
2070.35571 235
2070.35572 235
2070.35622 610
2070.35796 235
2070.35797 235
2070.35798 235
2070.35799 235
2070.4105 133
2070.4105.SET 133
2070.4110 133
2070.4110.SET 133
2070.4115 134
2070.4115.SET 134
2070.4200 132
2070.4200.SET 132
2070.4205 132
2070.4205.SET 132
2070.4210 133
2070.4210.SET 133
2070.4505 134
2070.594.FR 234
2070.595.FR 234
2070.TEGERA30 135
2070.TEGERA805 135
2070.TEGERA810 136
2070.TEGERA811 136
2070.TEGERA9101 135
2071.5201 134
2071.5201.SET 134
2071.5233 134
2071.5233.SET 134
2071.5241 135
2071.5241.SET 135
2071.5242 135
2071.5242.SET 135
2071.9913 136
210-0323-ESD 619
2100.751.10 138
2100.751.10.0 138
2100.751.10.360 138
2100.751.3 138
2100.751.7 138
2100.752.10.10 138
2100.752.3.10 138
2100.752.3.4 138
2100.752.7.10 138
2101.751.10 138
2101.751.10.0 138
2101.751.10.2 138
2101.751.3 138
2101.751.3.0 138
2101.751.3.2 138
2101.752.10.10 138
2101.752.10.10.360 138
2101.752.10.10.500 138
2101.752.3.10 138
2101.752.3.10.360 138
2101.752.3.4 138
2101.780.3 138
2101.780.3.10 138
2108.007.992 302
2200.101 140
2200.101.CH 140
2200.103 140
2200.103.CH 140
2200.111 140
2200.111.CH 140
2200.112 140
2200.112.CH 140
2200.113 140
2200.113.CH 140
2200.121.10 140
2200.121.10.1.AW 140
2200.121.10.2.AW 140
2200.121.10.AW 140
2200.121.11 140
2200.121.13 140
2200.3020 141, 152
2200.311 141
2200.6503 140
2200.6522 140
2200.6603 140
2200.B 141
2200.BFE 141
2201.121.10 141
2201.121.10.CH 141
2201.121.11 141
2201.121.11.CH 141
2201.230 139
2201.230.CH 139
2201.231 139
2201.231.CH 139
2201.233 139
2201.233.CH 139
2201.234 139
2201.234.CH 139
2201.311 141
2201.311.CH 141
2201.6503 140
2201.6503.CH 140
2201.6522 140
2201.6522.CH 140
2201.6603 140
2201.6603.CH 140
2201.spez 141
2250.756 139
2250.756.10 139
2250.756.2 139
2250.757 139
2250.761 139
2250.762 139
2250.762.2 139
2250.762.9 192
2250.763 139
2250.763.9 192
2250.764 139
2250.764.2 139
2250.765 139
2250.765.10 139
2250.765.2 139
2250.769.A10.2 139
2250.790 139
2250.790.2 139
2280.771 142
2280.771.WKZ 142
2280.772.WKZ 142
2280.772.ZA 142
2280.773 142
2280.774 142
2280.778 142
2280.778.6.11 142
2280.778.6.7 142
2280.800 142
2280.80014 142
2280.80016 142
2287.10.10 142
2287.10.4 142
2307 375
2310.100.992 324
2310.110.992 324
2310.120.992 324
2313A 375
2316 392
2317 392
2318 392
2319 392
2327 375
2328 375
2330 392
2331 392
2334 392
2336 392
2339 392
2340 392
2340D-ESD 394
2341 392
2341D-ESD 393
2343 392
2345A 395
2346 393
2346D-ESD 394
2347 393
2347D-ESD 394
2348 393
2348D-ESD 394
2349 393
2351 393
2354 393
2359 393
2360 393
2360D-ESD 395
2361D-ESD 394
2362D-ESD 394
2363D-ESD 395
2364 393
2368D-ESD 394
2369D-ESD 394
2370D-ESD 394
2371 485
2379D-ESD 394
2381 393
2388D-ESD 394
2389D-ESD 394
2390 395
2391 395
2392 395
2400.700.KIT 142, 225
2400.FS.KIT 142, 225
2400KMS 470
2401.726.ECO-blue 142, 225
2401.726.ECO-red 142, 225
2402.250 295
2402.251 295
2403E 469
2404E 469
2411P 469
2411PD 470
2412E 469
2422E 469
2432E 469
2442P 470
2443P 470
2470E 469
2475E 469
2476TX1 469
2477E 469
2482E 469
249CER 396
249SA 398
2500.B1505 95
2500.B1508 95
2500.B1603 95
2500.B1608 95
2500.B1612 95
2500.B1613 95
2500.B1620 95
2500.W1489.N 95
2500.W1530 95
2505.011-1.00 21
2505.011-1.11 21
2505.011-1.16 21
2505.011-1.51 21
2505.011.00 21
2505.011.11 21
2505.011.16 21
2505.011.51 21
2505.011.K722 21
2505.011.K725 21
2505.012.00 20
2505.012.16 20
2505.012.51 20
2505.012.K717 20
2505.021.K956 19
2505.021.K975 19
2505.021.K982 19
2505.025.K56 20
2505.025.K717 20
2505.026.K966 19
2505.026.K968 19
2505.027.K925 19
2505.027.K956 19
2505.027.K959 19
2505.027.K975 19
2505.030-1.51 20
2505.030.00 20
2505.030.51 20
2505.030.K56 20
2505.030.K59 20
2505.030.K719 20
2505.065-1.51 21
2505.075-1.57 21
2505.079 21
2505.101-1.00 21
2505.101-1.11 21
2505.101-1.16 21
2505.101-1.51 21
2505.101.00 21
2505.101.11 21
2505.101.16 21
2505.101.51 21
2505.122.K56 20
2505.122.K59 20
2505.122.K717 20
2505.126.K56 20
2505.126.K59 20
2505.126.K714 20
2505.126.K718 20
2505.126.K719 20
2505.166-1.51 21
2505.175-1.57 21
2505.201-1.00 23
2505.201-1.11 23
2505.201-1.16 23
2505.201-1.51 23
2505.201.00 23
2505.201.11 23
2505.201.16 23
2505.201.51 23
2505.201.K56 22
2505.201.K59 22
2505.201.K713 22
2505.201.K714 22
2505.201.K717 22
2505.211-1.00 23
2505.211-1.11 23
2505.211-1.16 23
2505.211-1.51 23
2505.211.00 23
2505.211.11 23
2505.211.16 23
2505.211.51 23
2505.251-1.00 23
2505.251-1.11 23
2505.251-1.16 23
2505.251-1.51 23
2505.251.00 23
2505.251.11 23
2505.251.16 23
2505.251.51 23
2505.261-1.00 23
2505.261-1.11 23
2505.261-1.16 23
2505.261-1.51 23
2505.261.00 23
2505.261.11 23
2505.261.16 23
2505.261.51 23
2505.271-1.51 22
2505.271-1.K56 22
2505.271-1.K716 22
2505.271-1.K725 22
2505.271.K56 22
2505.271.K59 22
2505.271.K713 22
2505.271.K716 22
2505.271.K717 22
2505.271.K718 22
2505.271.K719 22
2505.271.K722 22
2505.271.K725 22
2505.275.51 22
2505.275.K56 22
2505.275.K722 22
2505.281-1.K725 22
2505.281.51 22
2505.281.K722 22
2505.281.K725 22
2510.000.992 322
2518.000.992 322
2518.022.992 322
2518.900.992 322
2518.922.992 322
2534.000.992 322
2534.022.992 322
2534.900.992 322
2534.922.992 322
2560.801 98
2560.802 98
2560.830.1.60 97, 130
2560.835.1.50 97, 130
2560.860.S050 96
2560.860.S100 96
2560.860.S110 96
2560.890 98
2560.890.2 99
2560.890.2R 99
2560.890.3G 99
2560.890.3G-90 99
2560.890.HGS 98
2560.891 99
2560.891.2R 99
2560.891.3G 99
2560.893.R.050 98
2560.893.R.100 98
2560.893.R.blue 98
2560.893.R.red 98
2560.894 98
2560.894.600 98
2560.894.H 98
2560.894.H-600 98
2560.SG1.L 99
2560.SG1.M 99
2560.SG1.S 99
2560.SG1.XL 99
258SA 398
2599.090.ESD 100
2599.100.ESD 100
2599.200.ESD 100
260P.40x0.8 411
260P.40x1.0 411
260P.40x1.2 411
260P.40x1.5 411
260P.40x1.8 411
260P.40x2.0 411
260P.50x2.5 411
260P.50x3.0 411
260P.60x3.5 411
260P.60x4.0 411
260P.K6 412
260P.K7 412
2610.003.992 318
2610.AM140 113
2610.AM140-K 113
2610.AM161 112
261P.PH000x40 411
261P.PH00x40 411
261P.PH0x50 411
261P.PH1x60 411
2625.P 118
2627.P 118
2628.P215 118
2628.P615 118
2628.P915 118
262P.PZ0x50 411
262P.PZ1x60 411
2630.AM140 113
2630.AM140-K 113
2630.AM161 112
2630MA 479
263P.40x0.7 411
263P.40x0.9 411
263P.40x1.3 411
263P.50x1.5 411
263P.50x2.0 411
263P.60x2.5 411
263P.60x3.0 411
2640.AM161-K 112
2641.AM161-K 112
2642.AM161-K 112
2645.P 118
2647.P 118
2647.P615 118
264P.40x1.3 411
264P.50x1.5 411
264P.50x2.0 411
264P.60x2.5 411
264P.60x3.0 411
264P.K6 412
2655.T 117
2657.T 117
2658.PL010 117
2658.PL210 117
2658.PL610 117
2658.PL717 117
2658.T010 116
2658.T210 116
2658.T210-V 116
2658.T610 116
2658.T610-V 116
2658.T910 116
2658.TL210 117
2658.TL610 117
2658.TQ211 116
2658.TQ611 116
2658.TT215 117
2658.TT615 117
265P.60x1.5 411
265P.60x1.8 411
265P.60x2.0 411
265P.60x2.5 411
265P.60x3.0 411
265P.60x3.2 411
265P.60x3.5 411
265P.60x4.0 411
265P.60x4.5 411
265P.60x5.0 411
265P.60x5.5 411
265P.60x6.0 411
265P.60x7.0 411
265P.K6 412
2670.P010 118
2670.P210 118
2670.P610 118
2670.P910 118
2670.SJ.BL 120
2670.SJ.BL-1 120
2671.S210 119
2671.S610 119
2671.S910 119
2671.SJ.B 120
2671.SJ.B-1 120
2671.SJ210 119
2671.SJ610 119
2671.SJ910 119
2671.SS.B 120
2672.S215 119
2672.S615 119
2672.SJ215 119
2672.SJ615 119
2675.P7532 121
2675.P7536 121
2675.P7537 121
2675.PL7542 121

2675.PL7546 121
2675.T.W 220
2675.T7412 121
2675.T7416 121
2675.TL7422 121
2675.TL7426 121
267P.K6 412
267P.K6M 412
267P.TX01x40 411
267P.TX02x40 411
267P.TX03x40 411
267P.TX04x40 411
267P.TX05x40 411
267P.TX06x40 411
267P.TX07x40 411
267P.TX08x40 411
267P.TX09x50 411
267P.TX10x50 411
267P.TX15x60 411
267P.TX20x60 411
267PR.K6 412
267PR.TX06x40 411
267PR.TX07x40 411
267PR.TX08x40 411
267PR.TX09x50 411
267PR.TX10x50 411
267PR.TX15x60 411
2680.P5522 123
2680.P5525 123
2680.P5526 123
2680.P5527 123
2680.P6522 122
2680.P6525 122
2680.P6526 122
2680.P6527 122
2680.P6532 122
2680.P6536 122
2680.P6537 122
2680.T6512 122
2680.T6516 122
2680.T6517 122
2685.S6552 123
2685.S6557 123
2685.S6562 123
2685.S6567 123
2685.SJ5572 123
2685.SJ5576 123
2685.SJ5577 123
2685.SJ6572 123
2685.SJ6576 123
2685.SJ6577 123
269.15/30 405
269.20/35 405
269.20/PH00 405
269.25/40 405
269.30/PH0 405
269.40/PH1 405
269.PH0/1 405
269.PH000/00 405
269.PZ0/1 405
269.SK13 405
269.SK15 405
269.SK20 405
269.SK25 405
269.SK30 405
269.SK40 405
269.T01/02 405
269.T03/04 405
269.T05/06 405
269.T06/08 405
269.T07/09 405
269.T10/15 405
269.T15/20 405
2691.5.Namen 111
2691ESD.4 405
2691ESD.Set 406
2701.ECO180 110
2702.ECO180 110
2703.ECO180 110
270P.40x1.5 404
270P.40x2.0 404
270P.50x2.5 404
270P.50x3.0 404
270P.60x3.5 404
270P.60x4.0 404
270PESD.Set 405
2710.MyLine-P 107
2710.WL180-P 102
2710.WL181-P 103
2710.WL182-P 103
2710.WL185-P 102
2710.WLW175-P 104
2711.MyLine-P 107
2711.WL180-P 102
2711.WL181-P 103
2711.WL182-P 103
2711.WL185-P 102
2711.WLW175-P 104
2712.MyLine-P 107
2712.WL180-P 102
2712.WL181-P 103
2712.WL182-P 103
2712.WL185-P 102
2712.WLW175-P 104
2717.110.392 303
271P.PH000x40 404
271P.PH00x40 404
271P.PH0x50 404
271P.PH1x60 404
2720.4260.L 94
2720.4260.M 94
2720.4260.S 94
2720.4260.XL 94
2720.4260.XXL 94
2720.GL180-P 105
2720.GL185-P 104
2720.GL186-P 105
2720.MyLine-P 107
2721.GL180-P 105
2721.GL185-P 104
2721.GL186-P 105
2721.MyLine-P 107
2722.GL180-P 105
2722.GL185-P 104
2722.GL186-P 105
2722.MyLine-P 107
2730.BL180 108
2730.BL180-P 106
2730.BL181 108
2730.BL182 109
2730.BLW175 109
2731.BL180 108
2731.BL180-P 106
2731.BL181 108
2731.BL182 109
2731.BLW175 109
2732.BL180 108
2732.BL180-P 106
2732.BL181 108
2732.BL182 109
2732.BLW175 109
273P.40x0.7 404
273P.40x0.9 404
273P.40x1.3 404
273P.50x1.5 404
273P.50x2.0 404
273P.60x2.5 404
273P.60x3.0 404
2750.000 136, 554
2750.100 137
2750.101 137
2750.105 137
2750.110 137
2750.7550 136
2750.7565 136
275P.60x2.5 404
275P.60x3.0 404
275P.60x3.5 404
275P.60x4.0 404
275P.60x5.0 404
275P.60x5.5 404
2760.AM110 114
2760.AM110-1.4XL 114
2760.AM110-1.5XL 114
2760.AM120 113
2760.HB120 113, 555
2760.PB120.1 97, 114
2760.PB120.2 97, 114
2760.PB120.3 97, 114
2760.PB120.40 97
2760.PCR125.1 97
2760.PCR125.2 97
2760.PCR125.3 97
2770.BK150 126
2770.BK151 126
277P.TX01x40 404
277P.TX02x40 404
277P.TX03x40 404
277P.TX04x40 404
277P.TX05x40 404
277P.TX06x40 404
277P.TX07x40 404
277P.TX08x40 404
277P.TX09x50 404
277P.TX10x50 404
277P.TX15x60 404
277P.TX20x60 404
277PESD.Set 405
2780.GL803 115
2780.GL803-1 115
2780.GL813 114
2780.GL813-1 114
2780.GL824 115
2780.GL834 115
2785.BL402 115
2785.BL412 115
2785.BL422 116
2785.BL602 115
2785.BL612 115
2785.BL622 116
278P.1001 404
2790.100 128
2790.105 128
2790.110 128
2790.201 128
2790.205 128
2790.206 128
2790.207 128
2790.300 129
2790.305 129
2790.309 129
2790.310 129
2790.311 129
2790.312 129
2790.315 129
2790.316 129
2795.153 129
2795.160 129
2795.200 129
2795.200.MM 130
2795.200.MM.R 130
2800.T.3866.de 239
2800.T.5066.de 239
281-01ESD 403
2820.1266.Y 239
2820.1266.ZB 239
2820.12733.Y 239
2820.1966 239
2820.1966.Y 239
2820.1966.ZB 239
2820.2041.20.T1 238, 612
2820.2041.30.T1 238, 612
2820.2042.10.T2 238, 612
2820.2042.20.T2 238, 612
2820.2043.10.T3 238, 612
2820.2050 239
2820.2050.gelb 239
2820.2051.gelb 239
2820.2051.rot 239
2820.2052.gelb 238
2820.2052.rot 238
2820.242290 239
2820.242291 239
2820.242292 239
2820.242293 239
2820.242294 239
2820.242295 239
2820.242296 239
2820.25433.Y 239
2820.2566.Y 239
2820.2566.ZB 239
2820.3462.12 239
2820.3462.18 239
2820.3462.24 239
2820.3462.48 239
2820.4866.ZB 239
2820.5066.IDP 239
2821.AL.50 152
2822.1.5025 240
2822.1.EPA 240
2822.1.MP.DE 240
2822.2.5066 240
2822.3.5033 240
2825.5512.K 239
2825.5519.K 239
2825.5525.K 239
2825.5548.K 239
2831VDE.25 419
2831VDE.30 419
2831VDE.35 419
2831VDE.40 419
2831VDE.55 419
2831VDE.65 419
2831VDE.PH1 419
2831VDE.PH2 419
2831VDE.PZ1 420
2831VDE.PZ2 420
2831VDE.R1 420
2831VDE.R2 420
2831VDE.SK15 420
2831VDE.SK20 420
2831VDE.SK25 420
2831VDE.SK30 420
2831VDE.SK40 420
2831VDE.SK50 420
2831VDE.SK60 420
2831VDE.SL-PH1 420
2831VDE.SL-PH2 420
2831VDE.SL-PZ1 420
2831VDE.SL-PZ2 420
2831VDE.T10 420
2831VDE.T15 420
2831VDE.T20 420
2831VDE.T25 420
2831VDE.T8 420
2831VDE.T9 420
284.35/45 406
284.40/60 406
284.40/PH1 406
284.55/65 406
284.60/PH2 406
284.65/PH3 406
284.PH1/2 406
284.PH2/3 406
284.PZ1/2 406
284.PZ2/3 406
284.SK25 407
284.SK30 407
284.SK40 407
284.SK50 407
284.SK60 407
284.T06/08 407
284.T06H/08H 407
284.T07/09 407
284.T07H/09H 407
284.T10/15 407
284.T10H/15H 407
284.T20/25 407
284.T20H/25H 407
284.T30/40 407
284.T30H/40H 407
284.TS2/4 407
284.TS6/8 407
284.TW0/1 407
284.TW2/3 407
284.TW4/5 407
284ESD 406
284ESD.Set 407
2850.10.EPA 236
2850.10050.EPA 238
2850.10070.de 238
2850.12.5 236
2850.2040 237
2850.26105.de 236
2850.26138.def 236
2850.300500.d 238
2850.300500.e 238
2850.300500.KS.d 238
2850.300500.KS.e 238
2850.3025.EPA 236
2850.3025.ESD 236
2850.3030.rot 236
2850.3675.d 235
2850.3675.e 235
2850.6 235
2850.6035 237
2850.6035.02 237
2850.6035.22 237
2850.6035.22.R 237
2850.6035.23 237
2850.6035.23.R 237
2850.6035.24 237
2850.6035.24.R 237
2850.6035.25 237
2850.6035.25.R 237
2850.6035.26 237
2850.6035.26.R 237
2850.6035.e 237
2850.6060.EPA 236
2850.630 236
2850.632.500 236
2850.633.500 236
2850.635-2.500 237
2850.635.500 237
2850.636-2.500 237
2850.636.500 237
2850.637-2.500 237
2850.637.500 237
2850.638-2.500 237
2850.638.500 237
2850.645.500 237
2850.9898.EPA 236
2850.SEC 237
2852.S10 422
2852.TV1 421
2852.TV2 421
2852.TV3 421
2852.TV4 421
2852.TV5 421
2855.001 235
2855.002 235
2855.003 235
2855.004 235
2855.142.d 238
2855.143.d 238
2855.148.d 238
2855.148.de 238
2855.149.d 238
2855.149.de 238
2859 422
2859.05IP 422
2859.06IP 422
2859.07IP 422
2859.08IP 422
2859.09IP 422
2859.10IP 422
2859.15 421
2859.15IP 422
2859.20 421
2859.20IP 422
2859.25 421
2859.25IP 422
2859.30 421
2859.35 421
2859.40 421
2859.PH0 421
2859.PH000 421
2859.PH1 421
2859.PH2 421
2859.PZ0 421
2859.PZ1 421
2859.PZ2 421
2859.SK15 421
2859.SK20 421
2859.SK25 421
2859.SK30 421
2859.SK40 421
2859.SKK15 421
2859.SKK20 421
2859.SKK25 421
2859.SKK30 421
2859.SKK40 421
2859.TX05 421
2859.TX06 421
2859.TX07 421
2859.TX08 421
2859.TX09 421
2859.TX10 421
2859.TX15 421
2859.TX20 421
2859.TX25 421
2859R.06IP 422
2859R.07IP 422
2859R.08IP 422
2859R.09IP 422
2859R.10IP 422
2859R.15IP 422
2859R.20IP 422
2859R.25IP 422
2859R.TX06 422
2859R.TX07 422
2859R.TX08 422
2859R.TX09 422
2859R.TX10 422
2859R.TX15 422
2859R.TX20 422
2859R.TX25 422
2860.002 235
2860.003 235
2870.400.20 240
2870.450.20 240
2870.600.20 240
2870.700.20 240
2870.896.09-1500 240
2870.896.12-1500 240
2870.900.20 240
2872.TV.SET 420
2872.TV3 419
2872.TV4 419
2872.TV5 419
2882ESD.TV0 419
2882ESD.TV1 419
2882ESD.TV1-6 419
2882ESD.TV2 419
2882ESD.TV3 419
2882ESD.TV4 419
2900.560.10 159, 564
2900.560.2.5 159, 564
2900.560.5 159, 564
2900.570 159, 563
2900.571 159, 563
2900.580 159, 564
2900.581 159, 564
2900.MFT-K.plus 159, 565
2900.MFT-P.blau 159, 565
2900.MFT-P.gelb 159, 565
2900.MFT-P.grün 159, 565
2900.MFT-P.rot 159, 565
2900.MFT.100 564
2900.MFT.105 564
2900.MFT.110 564
2900.MFT.200 564
2900.MFT.500 564
2900.MFT.510 564
2900.MFT.590 564
2900.RW-1205.ESD 228
2900.TW-100.ESD 229
2900.TW-200.ESD 229
2920.2001 158, 562
2920.2005 158, 562
2920.2010.K 158, 562
2920.2050.K 158, 562
2ASA 396
2ASA-SL 396
2SA 396
2SA-SL 396
3-080-874 321
3-080-875 321
3-080-876 321
3-879-123.EL 321
3-883-123.EL 321
300.100 609
300.107.310 609
300.107.311 609
300.107.312 609
300.150 609
300.151 609
300.152 609
300.153 609
300.154 609
3015.203.075.IDP 307
3015.321.IDP.150 217
3015.321.IDP.250 217
3015.KH.IDP 217
3016.MDT.A3 216
3016.MDT.A4 216
3017.319.IDP 217
3017.321.IDP.PP 217
3017.322.IDP 217
302.100x3.0 409
302.100x3.5 409
302.100x4.0 409
302.125x4.5 409
302.125x5.5 409
302.150x6.0 409
302.150x6.5 409
302.150x8.0 409
302.200x10.0 409
302.65x2.0 409
302.75x2.5 409
302.HK6.01 410
302.HK6.SO 410
302.ZK6.SO 410
3020120.L 305
3020170.L 305
3020999.L-Deckel 306
302ESD.100x3.0 403
302ESD.100x4.0 403
302ESD.125x5.5 403
302ESD.150x6.5 403
302ESD.75x2.5 403
302ESD.HK5.01 404
3035.90.0910.IDP 249
3101.625.B 227
3101.625.R 227
3101.626.B 227
3101.627.B 227
3101.627.G 227
3101.627.R 227
311.K6 410
311.PH0x60 409
311.PH1x100 409
311.PH1x80 409
311.PH2x100 409
311.PH2x150 409
311.PH3x150 409
3110.360 248
3110.361 248
3110.362 248
3110.363 248
3110.364 248
3110.365 248
3110.366 248
3110.367 248
3110.368 248
3110.629.25 228, 249
3110.629.250 228, 249
3110.630.500 228, 249
3110.635.0900 228, 249
3110.635.1850 228, 249
3110.850 227
3110.850.1 227
3110.850.2 227
3110.852.40 227
3110.853 227
3110.890 227
3111.3601 248
3111.3611 248
3111.3621 248
3111.3631 248
3111.3641 248
3111.3651 248
3111.3661 248
3111.3671 248
3111.3681 248
3115.320 217
3115.320.K 218
3115.320.K.06 217
3115.321 217
3115.5230.A3/100 218
3115.5230.A4/100 218
3115.5260 218
3115.5261 218
3115.5262 218
311ESD.PH0x60 403
311ESD.PH1x80 403
311ESD.PH2x100 403
3120.330 249
3120.3301 249
3120.331 249
3120.3311 249
3120.332 249
3120.3321 249
3120.333 249
3120.3331 249
3120.334 249
3120.3341 249
3120.335 249
3120.3351 249
3120.336 249
3120.3361 249
313.49001 360
313.49002 360
313.PZ0x60 409
313.PZ1x80 409
313.PZ2x100 409
313.PZ3x150 409
3130.340 249
3130.341 249
3130.342 249
3130.343 249
3130.344 249
3130.345 249

3130.346 249
3130.347 249
3135.15.0910 249
313ESD.PZ0x60 403
313ESD.PZ1x80 403
314.49001 360
314.49002 360
314.49003 360
314.49004 360
3140.1200.040 249
314392.ESD 481
315.49001 360
315.49002 360
3150.2L.1200 250
3150.2L.300 250
3150.2L.400 250
3150.2L.600 250
3150.380 250
3150.381 250
3150.382 250
3150.383 250
3150.383.P550 250
3151.360 250
3151.361 250
3151.362 250
3151.363 250
3151.364 250
3151.365 250
3152.350.250 250
3152.550.350 250
316.49001 360
316.49002 360
3170.0250 248
3170.0300 248
3170.1560 248
3170.HA-Premium 248
3170.HA-Standard 248
3200.000.992 303
3200.032.992 303
3200.044.992 303
3204.000.992 302
3204.007.992 302
3204.390.992 303
3208.007.992 302
3208.397.992 303
320N.100x3.0 408
320N.100x3.5 408
320N.100x4.0 408
320N.125x4.5 408
320N.125x5.5 408
320N.150x6.0 408
320N.150x6.5 408
320N.175x4.5 408
320N.175x5.5 408
320N.175x8.0 408
320N.60x2.0 408
320N.75x2.5 408
320N.K6 409
320N.K7 409
320N.ZK6.SO 409
3210.150 251
3210.151 251
3210.152 251
3210.153 251
3210.154 251
3210.155 251
3210.156 251
3210.157 251
3210.162 251
3213.007.992 302
3213.397.992 303
321N.PH0x60 408
321N.PH1x80 408
321N.PH2x100 408
321N.PH3x150 408
321N.PH4x200 408
322.125x10.0 408
322.125x11.0 408
322.125x12.0 408
322.125x13.0 408
322.125x14.0 408
322.125x4.0 408
322.125x5.0 408
322.125x5.5 408
322.125x6.0 408
322.125x7.0 408
322.125x8.0 408
322.125x9.0 408
322.K5 409
323.49001 360
323.49002 360
3230.250 251
3230.251 251
3230.252 251
3230.253 251
3230.254 251
3230.255 251
3230.256 251
3230.257 251
3230.258 251
323N.100x6.0 408
323N.100x8.0 408
323N.75x2.5 408
323N.75x3.0 408
323N.75x4.0 408
323N.75x5.0 408
324.49001 360
324.49002 360
324.49003 360
324.49004 360
324.PZ0x60 408
324.PZ1x80 408
324.PZ2x100 408
324.PZ3x150 408
325.49001 360
325.49002 360
325.TX05x60 408
325.TX06x60 408
325.TX07x60 408
325.TX08x60 408
325.TX09x60 408
3250.370-Q100 251
3250.370-Q160 251
3250.371-Q100 251
3250.371-Q160 251
3250.372-Q100 251
3250.372-Q160 251
3250.373-Q100 251
3250.373-Q160 251
3251.T10 408
3251.T15 408
3251.T20 408
3251.T25 408
3251.T27 408
3251.T30 408
3251.T40 408
3251N.K6.01 409
3252.Q100.350x250 251
3252.Q100.550x350 251
3252.Q160.350x250 251
3252.Q160.550x350 251
326.49001 360
326.49002 360
32BSA 397
32BSA20 397
32BSA25 397
3300TPS 398
3303 486
3310.100.992 324
3310.110.992 324
3310.120.992 324
3310.HS.0305 254
3310.HS.0404 254
3310.HS.0406 254
3310.HS.0426 254
3310.HS.0508 254
3310.HS.0608 254
3310.HS.0610 254
3310.HS.0626 254
3310.HS.0810 254
3310.HS.0812 254
3310.HS.0816 254
3310.HS.0818 254
3310.HS.1012 254
3310.HS.1014 254
3310.HS.1026 254
3310.HS.1115 254
3310.HS.1212 254
3310.HS.1216 254
3310.HS.1218 254
3310.HS.1418 254
3310.HS.1618 254
3310.HS.1818 254
3310.HS.1820 254
3310.HS.1824 254
3310.HS.2024 254
3315.HS.0305.A 254
3315.HS.0404.A 254
3315.HS.0406.A 254
3315.HS.0508.A 254
3315.HS.0608.A 254
3315.HS.0610.A 254
3315.HS.0626.A 254
3315.HS.0810.A 254
3315.HS.0812.A 254
3315.HS.0816.A 254
3315.HS.0818.A 254
3315.HS.1012.A 254
3315.HS.1014.A 254
3315.HS.1026.A 254
3315.HS.1115.A 254
3315.HS.1212.A 254
3315.HS.1216.A 254
3315.HS.1218.A 254
3315.HS.1418.A 254
3315.HS.1618.A 254
3315.HS.1818.A 254
3315.HS.1820.A 254
3315.HS.1824.A 254
3315.HS.2024.A 254
3320.WV.0305 254
3320.WV.0406 254
3320.WV.0508 254
3320.WV.0610 254
3320.WV.0810 254
3320.WV.0812 254
3320.WV.1012 254
3320.WV.1014 254
3320.WV.1216 254
3320.WV.1218 254
3320.WV.1418 254
3320.WV.1818 254
3325.WV.0305.A 254
3325.WV.0406.A 254
3325.WV.0508.A 254
3325.WV.0610.A 254
3325.WV.0810.A 254
3325.WV.0812.A 254
3325.WV.1012.A 254
3325.WV.1014.A 254
3325.WV.1216.A 254
3325.WV.1218.A 254
3325.WV.1418.A 254
3325.WV.1818.A 254
3350.392 255
3350.393 255
3350.394 255
3350.395 255
33507 456
3351.0406 255
3351.0508 255
3351.0609 255
3351.0810 255
3351.1012 255
3400TSMDU 399
341.125x10.0 410
341.125x11.0 410
341.125x13.0 410
341.125x14.0 410
341.125x4.0 410
341.125x5.0 410
341.125x5.5 410
341.125x6.0 410
341.125x7.0 410
341.125x8.0 410
341.125x9.0 410
341.K5 411
3420.450.E 512
3420.450.M 512
3420.600.E 512
3420.800.E 512
3430.100 513
3430.150 513
3430.151 513
3430.152 513
3430.153 513
3430.201 513
3430.250 513
3430.251 513
3430.252 513
3430.253 513
3430.254 513
3430.255 513
3430.300 514
3430.350 514
3430.351 514
3430.352 514
3430.353 514
3430.354 514
3430.355 514
3430.356 514
3430.357 514
3430.400 514
3430.450 514
3430.451 514
3430.452 514
3430.454 514
3430.457 514
3442.M3 480
3442.M5 480
3482 480
3500TP 399
3510.000.992 322
3518.000.992 323
3518.022.992 323
3518.032.992 323
3518.900.992 323
3518.922.992 323
3518.932.992 323
352.H11 481
3527.110.392 303
3535.000.992 323
3535.022.992 323
3535.032.992 323
3535.900.992 323
3535.922.992 323
3535.932.992 323
3600KU 470
3610.003.992 318
362.K6.SO 410
362.K7 410
362.TX03x60 410
362.TX04x60 410
362.TX05x60 410
362.TX06x60 410
362.TX07x60 410
362.TX08x60 410
362.TX09x60 410
362.TX10x80 410
362.TX15x80 410
362.TX20x100 410
3620.003.992 318
362ESD.Set 404
362ESD.TX03x60 404
362ESD.TX04x60 404
362ESD.TX05x60 404
362ESD.TX06x60 404
362ESD.TX07x60 404
362ESD.TX08x60 404
362ESD.TX09x60 404
362ESD.TX10x80 404
362ESD.TX15x80 404
362ESD.TX20x100 404
362R.K6.SO 410
362R.TX06x60 410
362R.TX07x60 410
362R.TX08x60 410
362R.TX09x60 410
362R.TX10x80 410
362R.TX15x80 410
362R.TX20x100 410
363.P8 481
363TR.P8 481
366.SZ13TS 481
367.100x2.0 410
367.100x2.5 410
367.100x3.0 410
367.100x4.0 410
367.100x5.0 410
367.125x6.0 410
367.150x8.0 410
367.75x1.5 410
367R.100x3.0 410
367R.100x4.0 410
367R.100x5.0 410
367R.125x6.0 410
367R.150x8.0 410
369R.H9 481
369R.HZ13 481
369R.P7 481
3703D 452
3707DX.ESD 452
3710.DR.0426 256
3710.DR.0626 256
3710.DR.0810 256
3710.DR.1020 256
3710.DR.1026 256
3710.DR.1626 256
3710.DR.1818 256
3710.DR150.0426 257
3710.DR150.0626 257
3710.DR150.1026 257
3710.DR150.1626 257
3710.DR150.1818 257
3715.DR.0426.A 256
3715.DR.0610.A 256
3715.DR.0626.A 256
3715.DR.0810.A 256
3715.DR.1020.A 256
3715.DR.1026.A 256
3715.DR.1626.A 256
3715.DR.1818.A 256
3757ESD-1 474
3757ESD-2 474
3757ESD-3 474
3766DEF-110 449
3766DEF-120 450
3766DF-110 449
3767D-120 451
3769D-150 452
3770-1D-120 451
3770D-120 451
3771D-120 451
3772-1D-120 451
3772D-120 451
3773D-115 449
3773DEF-115 449
3773DF-115 449
3775.TA.1/1-0300 257
3775.TA.1/2-0600 257
3775.TA.1/3-1000 257
3775.TA.1/6-2000 257
3775.TA.2/1-0200 257
3775.VA-ESD.1/1-400 257
3775.VA-ESD.1/3-800 257
3775.VA-ESD.2/1-240 257
3775D-135 451
3776DEF-115 451
3777D-150 452
3778DF 450
3779D-115 449
3780DEF-110 449
3780DF-110 449
3781D-115 450
3781DEF-115 450
3781DF-115 450
3782DEF-115 450
3783D-145 452
3784DF 450
3786DF-120 448
3787DF-115 450
3799DEF-110 449
3799DF-110 449
3871DF-120 449
387ESD.7148 403
3880DEF-110 448
3880DF-110 448
3883.ESD 452
3884.ESD 453
3885.ESD 453
3886.ESD 453
3887.ESD 453
3888.ESD 453
3889.ESD 453
3890.ESD 454
3891.ESD 454
3892.ESD 454
3893.ESD 474
3894.ESD 474
3895.ESD 474
3900KC 398
39SA 397
3CSA 396
3CSA-SL 396
3M-100.1012 253
3M-100.1014 253
3M-100.1016 253
3M-100.1024 253
3M-100.1026 253
3M-100.1030 253
3M-100.1115 253
3M-100.1214 253
3M-100.1216 253
3M-100.1218 253
3M-100.1224 253
3M-100.1416 253
3M-100.1418 253
3M-100.1420 253
3M-100.1518 253
3M-100.1618 253
3M-100.1620 253
3M-100.1624 253
3M-100.1818 253
3M-100.1820 253
3M-100.1824 253
3M-100.1830 253
3M-100.2020 253
3M-100.2024 253
3M-100.2224 253
3M-100.23 253
3M-100.24 253
3M-100.2424 253
3M-100.2430 253
3M-100.26 253
3M-100.35 253
3M-100.424 253
3M-100.426 253
3M-100.430 253
3M-100.44 253
3M-100.46 253
3M-100.48 253
3M-100.58 253
3M-100.610 253
3M-100.612 253
3M-100.618 253
3M-100.624 253
3M-100.626 253
3M-100.630 253
3M-100.68 253
3M-100.810 253
3M-100.812 253
3M-100.816 253
3M-100.818 253
3M-100.824 253
3M-100.830 253
3M-113LABEL 236
3M-129LABEL 236
3M-2204 137
3M-2360 139
3M-2360R 139
3M-2368 139
3M-2370 139
3M-2370R 139
3M-2371 139
3M-2384 139
3M-2385 139
3M-2386 139
3M-300.1010 253
3M-300.1012 253
3M-300.1014 253
3M-300.1024 253
3M-300.1030 253
3M-300.1115 253
3M-300.1216 253
3M-300.1218 253
3M-300.1418 253
3M-300.1518 253
3M-300.1624 253
3M-300.1818 253
3M-300.1824 253
3M-300.2024 253
3M-300.2424 253
3M-300.35 253
3M-300.424 253
3M-300.44 253
3M-300.46 253
3M-300.58 253
3M-300.610 253
3M-300.624 253
3M-300.630 253
3M-300.68 253
3M-300.810 253
3M-300.812 253
3M-4620 138
3M-4620-10 138
3M-4720 139
3M-700.1012 256
3M-700.1020 256
3M-700.1024 256
3M-700.1030 256
3M-700.1212 256
3M-700.1218 256
3M-700.1430 256
3M-700.1618 256
3M-700.1818 256
3M-700.1824 256
3M-700.35 256
3M-700.424 256
3M-700.46 256
3M-700.610 256
3M-700.624 256
3M-700.630 256
3M-700.68 256
3M-700.810 256
3M-700.812 256
3M-718C.KA 204, 214
3M-8203.DK 146
3M-8204.DK 146
3M-8213.DK 146
3M-8214.DK 146
3M-8223.DK 146
3M-8224.DK 146
3M-82A3 146
3M-82A4 146
3M-82MP.1.blau 222
3M-82MP.1.grau 222
3M-9110 209
3M-963E 209
3M-980E 212
3M-980E-X 212
3M-980F 212
3M-980T 212
3M-ALABEL 236
3M-ALABEL5/8x2 236
3M-CTC21 203
3M-CTC28 203
3M-CTC331 192
3M-CTC334 192
3M-CTE701A 193
3M-CTM048-21 203
3M-CTM082 202
400.011 496
400.013 496
400.020 496
400.023 496
400.025 496
400.027 496
400.027.1 496
400.095 497
400.096 497
400.10 481
400.100 497
400.103 497
400.110 497
400.150 497
400.155 497
401.963-127 501
401.963-128 501
401.963-129 501
401.CKE-16K0.1 499
401.CKE-65K0.5 499
401.CKE-8K0.05 499
401.CPB-15K0.2N 500
401.CPB-30K0.5N 500
401.CPB-6K0.1N 500
401.FCB-A01 501
401.GAB-A04 501
401.IFS100K-3 501
401.IFS100K-3L 501
401.IFS10K-4 501
401.IFS300K-3 501
401.IFS30K0.2DL 501
401.IFS60K0.5D 501
401.IFS60K0.5DL 501
401.IFS6K-4S 501
401.KB10000-1 499
401.KB120-3 499
401.KB1200-2 499
401.KB2000-2 499
401.KB240-3 499
401.KB2400-2 499
401.KB360-3 499
401.KB3600-2 499
401.KS-A01 501
401.OZB-A4641 548-549
401.OZB-A4643 548-549
401.OZB-A4645 548-549
401.OZB-A4811 548-549
401.OZL465 548
401.OZL466 548
401.OZL961 548
401.OZL963 549
401.PCB100-3 498
401.PCB1000-1 498

401.PCB1000-2 498
401.PCB200-2 498
401.PCB2000-1 498
401.PCB250-3 498
401.PCB2500-2 498
401.PCB350-3 498
401.PCB3500-2 498
401.PCB6000-1 498
401.SCD-4.0 501
401.YKB/YKT.SK1 501
401.YKB/YKT.SK2 501
4030.EK205 306
4030.EK210 306
4030.EK215 306
4030075.L 305
4030120.L 305
4030170.L 305
4030220.L 305
4030270.L 305
4030320.L 305
4030999.L-Deckel 306
405.100 502
405.101 502
405.105 502
405.106 502
405.115 502
405.120 502
405.200 502
405.201 502
405.205 502
405.206 502
405.215 502
405.220 502
405.250 502
405.251 502
405.300 502
405.310 502
405.500 502
405.501 502
40SA 397
415.100 504
415.100.97 504
415.100.EC 502
415.101 504
415.101.97 504
415.101.EC 502
415.102 504
415.102.400713 504
415.102.400714 504
415.102.EC 502
415.103 504
415.103.97 504
415.103.EC 502
415.1090002 511
415.1090011 511
415.200240 504, 506
415.400 505
415.400.EC 503
415.430.V1 503, 505
415.435.V1 503, 505
415.439 503, 505
415.600 506
415.600.EC 503
415.601 506
415.601.EC 503
415.800 504-506
415.805 504, 506
415.810 506
415.815 505-506
415.820 506
415.825 504-506
415.825.1 506
415.825.2 506
415.835.1 504-506
415.835.3 506
415.900 507
415.900.S 507
415.901 507
415.905 508
415.905.S 508
415.906 508
415.907 508
415.907.S 508
415.908 508
415.910 507
415.911 507
415.912 507
415.927.G 508
415.928.180600 508
415.928.180700 508
415.928.180800 508
415.928.180900 509
415.928.181000 509
415.928.181100 509
415.928.181200 509
415.928.181300 509
415.928.181400 509
415.928.181500 509
415.928.181700 509
415.928.181800 509
415.928.182100 509
415.928.182200 509
415.928.182300 509
415.928.182400 510
415.928.182500 510
415.928.182600 510
415.928.182700 510
415.928.182800 510
415.928.183100 510
415.936.930001 510
415.936.930002 510
415.936.930003 510
415.936.930004 510
415.936.930005 510
415.936.930006 510
415.936.930007 511
415.936.930008 511
415.936.930010 511
415.936.930011 511
415.936.930011.2 511
4300.000.992 303
4300.032.992 303
4300.044.992 303
430018 473
430021 473
430022 473
430029 473
4304.007.992 302
4304.397.992 303
4304.700.992 303
4308.397.992 303
4308.907.992 302
4310.100.992 323
4313.097.992 302
4313.387.992 303
4313.397.992 303
4313.907.992 302
4320.007.992 302
4320.397.992 303
4326.007.992 302
4326.397.992 303
4332.007.992 302
4365.150 480
4365.200 480
4365.250 480
4365.300 480
43994 456
4450.weich 258
4450.weich.Z 258
4451.weich 258
4454.weich 258
4455.weich 258
4456.weich 258
4457.weich 258
4458.weich.20 258
4458.weich.30 258
4459.weich.20 258
4459.weich.30 258
4460.hart 258
4460.hart.Z 258
4461.hart 258
4464.hart 258
4465.hart 258
4466.hart 258
4467.hart 258
4470.1.32 258
4470.1.43 258
4470.1.64 258
4470.1.64-H35 258
4505 479
4550.03.0153 258, 316
4550.03.0253 258, 316
4550.03.0255.KLT 258, 316
4550.03.0300 258, 316
4550.03.0353 258, 316
4550.03.0355.KLT 258, 316
4550.03.1000 258, 316
4550.03.1500 258, 316
4550.03.Z 258, 316
4550.06.0153 258, 316
4550.06.0253 258, 316
4550.06.0255.KLT 258, 316
4550.06.0300 258, 316
4550.06.0353 258, 316
4550.06.0355.KLT 258, 316
4550.06.0550 258, 316
4550.06.1000 258, 316
4550.06.1500 258, 316
4550.06.Z 258, 316
4550.10.0253 258, 316
4550.10.0255.KLT 258, 316
4550.10.0353 258, 316
4550.10.0355.KLT 258, 316
4550.10.0550 258, 316
4550.10.1000 258, 316
4550.10.1500 258, 316
4550.10.Z 258, 316
4550.25.0255.LP 319
4561.15.1200 250
4561.15.600 250
4582ESD.C6.3 401
461.300 432
461.310 432
461.350 432
461.620 432
461.630 432
461.631... 432
461.632 432
462.400 432
462.400.ESD 432
462.400.H 432
462.400.H.ESD 432
462.410 432
462.410.ESD 432
462.410.H 432
462.410.H.ESD 432
462.420 432
462.420.ESD 432
462.420.H 432
462.420.H.ESD 432
462.451 432
462.620 432
462.630 432
4655 403
4718ESD.TX08x200 400
4718ESD.TX08x70 400
4718ESD.TX09x70 400
4718ESD.TX10x300 400
4718ESD.TX10x80 400
4718ESD.TX15x300 400
4718ESD.TX15x80 400
4718ESD.TX20x90 400
4722ESD.PH0x60 400
4722ESD.PH1x300 400
4722ESD.PH1x80 400
4722ESD.PH2x100 400
4722ESD.PH2x300 400
4723ESD.PZD/SDV0x60 400
4723ESD.PZD/SDV1x80 400
4723ESD.PZD/SDV2x100 400
4725ESD.100x3 400
4725ESD.100x4 400
4725ESD.125x5 400
4725ESD.250x5 400
4725ESD.75x3 400
4730ESD 401
4741ESD 401
4741S-ESD 401
4797-ESD 401
4838X-ESD1.5x50 402
4838X-ESD2.0x50 402
4838X-ESD2.5x60 402
4838X-ESD3.0x60 402
4840X-ESD3.2x60 402
4840X-ESD3.5x60 402
4840X-ESD4.0x60 402
4840X-ESD4.5x60 402
4840X-ESD5.0x60 402
4840X-ESD5.5x60 402
4845-ESD0.9x15 402
4845-ESD1.3x15 402
4845-ESD1.8x15 402
4845-ESD2.6x15 402
4847-ESD0x15 402
4847-ESD0x15spec 402
4875X-ESD0x60 402
4875X-ESD1x80 402
4877X-ESDTX04x50 402
4877X-ESDTX05x50 402
4877X-ESDTX06x50 402
4877X-ESDTX07x50 402
4877X-ESDTX08x60 402
4880X-ESD0.8x60 401
4880X-ESD1.2x60 401
4880X-ESD1.5x60 401
4880X-ESD1.8x60 401
4880X-ESD2.5x60 401
4880X-ESD2.5x75 401
4880X-ESD3.0x100 401
4880X-ESD4.0x100 401
4882X-ESD000x60 402
4882X-ESD00x60 402
4882X-ESD0x60 402
4882X-ESD1x80 402
4883X-ESD 402
4884X-ESD 402
4896 403
4903.0.15 259
4903.0.20 259
4903.0.20.R15 259
4903.1.15 259
4903.1.20 259
4904.0.15 259
4904.0.20 259
4904.0.20.R15 259
4904.1.20 259
4906.0.20 259
4906.1.30 259
4910.0.15 259
4910.1.20 259
4911.0.20 259
4911.1.30 259
4914.1.20 259
4915.1.20 259
4916.1.20 259
4918.1.20 259
4920.1.10 259
4921.1.20 259
4922.1.20 259
4923.1.20 259
4935.1.20 259
4935.1.20.SK 259
495001 473
495002 480
495015 480
495033 479
4ETA-1 601
4ETB-1 601
4ETC-1 601
4ETD-1 601
4ETE-1 601
4ETHL-1 601
4ETKL-1 601
4ETL-1 601
4ETM-1 601
4ETO-1 601
4ETR-1 601
4ETSL-1 601
500-103A 471
500-104A 471
500580 24
500588 24
501.013.99 598
501.014.99 598
501.015.99 598
501.016.99 598
501.017.99 598
501.018.99 598
501.019.99 598
501.020.99 598
501.021.99 598
501.022.99 598
501.023.99 598
501.024.99 598
501.025.99 598
501.026.99 598
501.027.99 598
501.029.99 598
501.030.99 599
501.031.99 598
501.032.99 598
501.033.99 598
501.034.99 598
501.035.99 599
501.036.99 599
501.037.99 599
501.038.99 599
501.039.99 599
501.040.99 599
501.041.99 599
501.042.99 599
501.043.99 599
501.044.99 599
501.045.99 599
501.046.99 599
501.047.99 599
501.048.99 599
501.049.99 598
501.050.99 598
501.051.99 598
501.052.99 598
501.053.99 598
501.054.99 598
501.055.99 598
501.056.99 598
501.057.99 598
501.058.99 598
501.059.99 598
501.060.99 598
501.061.99 598
501.062.99 598
501.063.99 598
501.064.99 598
501.065.99 598
501.066.99 598
501.067.99 598
501.068.99 598
501.069.99 598
501.070.99 598
501.071.99 598
501.073.99 598
501.074.99 598
501.075.99 598
501.076.99 598
501.077.99 598
501.079.99 598
501.080.99 598
502.050.EL 362
502.075.EL 362
502.100.EL 362
502.AK100.EL 362
502.AK125.EL 362
502799 524
503.050.DS.EL 363
503.050.EL 363
503.075.DS.EL 363
503.075.EL 363
503.100.DS.EL 363
503.100.EL 363
503.AK100.DS.EL 363
503.AK100.EL 363
503.AK125.DS.EL 363
503.AK125.EL 363
503E 468
504.050.DS.EL 364
504.050.EL 363
504.075.DS.EL 364
504.075.EL 363
504.100.DS.EL 364
504.100.EL 363
504.AK100.DS.EL 364
504.AK100.EL 363
504.AK125.DS.EL 364
504.AK125.EL 363
505.050.EL 364
505.075.EL 364
505.100.EL 364
505.AK100.EL 364
505.AK125.EL 364
5100.860 265
5100.861 265
5100.862 265
5100.864 265
5100.865 265
5100.866 265
510AE 471
512E 468
512N 468
513.013.99 609
513.017.99 609
513.031.99 610
513.120.99 594
513.125.99 618
513.140.99 602
513.141.99 602
513.142.99 602
513.143.99 602
513.144.99 602
513.145.99 602
513.146.99 602
513.147.99 602
513.148.99 602
513.150.99 602
513.151.99 602
513.152.99 602
513.153.99 602
513.171.99 605
513.173.99 604
513.174.99 604
513.177.99 592
513.178.99 592
513.183.99 605
513.190.99 605
513.198.99 605
513.201.99 589
513.202.99 589
513.208.99 603
513.250.99 602
513.251.99 602
513.252.99 602
513.253.99 602
513.254.99 602
513.255.99 602
513.256.99 602
513.257.99 602
513.258.99 602
513.500.99 605
513.603.99 605
513.604.99 605
513.605.99 605
513.790.99 602
513.824.99 609
513.825.99 610
513.827.99 610
513.831.99 614
513.841.99 610
513.906.99 585
513.907.99 585
513.911.99 585
515.020.99
515.042.99 605
515.048.99 594
515.124.99 609
515.125.99 610
515.126.99 610
515.127.99 610
515.146.99 604
515.152.99 604
515.155.99 591
515.156.99 604
515.169.99 592
515.174.99 603
515.175.99 603
5150.1055 223
5150.1059 223
5150.841 223
5150.841.GELB 223
5180.850 226
5180.854 226
5180.855 226
5180.860 226
5180.860.D 226
5180.890 226
5180.890.D 226
5180.890.D.S 226
5180.890.F 226
5180.890.SET 226
5180.RW 229
5180.SH.125 227
5181.1400 230
5181.851 226
5181.852 226
5181.853 226
5181.870-ECO 226
5181.870-ECO.FP 226
5181.871-ECO 226
5181.871-ECO.FP 226
51SA 396
51SA-SL 396
520840 24
520848 24
522.080.EL 364
522.100.EL 364
522.125.EL 364
522.160.EL 364
522.200.EL 364
522.AR12-8.41 364
522.AR12-8.51 364
522.AR15-10.51 364
522.AR15-12.51 364
522.AR20-12.61 364
5221.21 130
5221.31.2 130
5221.31.IDP 130
5221.31.IDP.150 130
5221.323 130
5221.35016 130
5221.35017 130
5221.4.IDP.250 307
5221.5.IDP.250.N 307
5221.IDP.700 307
522N 468
523.080.DS.EL 365
523.080.EL 365
523.100.DS.EL 365
523.100.EL 365
523.125.DS.EL 365
523.125.EL 365
523.160.DS.EL 365
523.160.EL 365
523.200.DS.EL 365
523.200.EL 365
5231.PC-120ESD.10 246
5231.PC-120ESD.12 246
5231.PC-120ESD.2 246
5231.PC-120ESD.3 246
5231.PC-120ESD.4 246
5231.PC-120ESD.5 246
5231.PC-120ESD.6 246
5231.PC-120ESD.8 246
5235.DPF.100 246
5235.DPF.100.A4 246
5235.DPF.SK100 246
5235.DPF.SK100.A4 246
5235.DPF.SK100.Z 246
5235.DPF100.Z 246
524.080.DS.EL 365
524.080.EL 365
524.100.DS.EL 365
524.100.EL 365
524.125.DS.EL 365
524.125.EL 365
524.160.DS.EL 365
524.160.EL 365
524.200.DS.EL 365
524.200.EL 365
524.750.99 601
525.080.EL 365
525.100.EL 365
525.125.99 618
525.125.EL 365
525.153.99 618
525.160.EL 365
525.200.EL 365
525.409.99
525.410.00 618
527.028.99 594
527.040.99 606
527.042.99 606
527.115.99 605
527.118.99 605
528.126.99 618
529.161.99 603
529.166.99 618
529.170.99 604
529.171.99 604
529.180.99 603
529.181.99 603
529.184.99 592
529.185.99 619
529.186.99 619
529.187.99 604
529.189.99 604
529.190.99 604
529.193.99 604
529.194.99 604
529.199.99 604
529.201.99 588
529.202.99 588
529.203.99 589
529.204.99 589
529.205.99 588
529.206.99 588
529.208.99 588

529.209.99 588
529.211.99 588
529.222.99 603
529.223.99 603
529.232.99 602
529.233.99 602
529.234.99 603
5300.43.220 301
5300.64.220 301
5300.64.320 301
5300.64.D 301
5301.FB-4030220 300
5301.FB-4030270 300
5301.FB-4030320 300
5301.FB-6040220 300
5301.FB-6040270 300
5301.FB-6040320 300
5301.FB-6040420 300
5301.FB-8060445 300
5302.FB-4030220.D 301
5302.FB-4030270.D 301
5302.FB-4030320.D 301
5302.FB-6040220.D 301
5302.FB-6040270.D 301
5302.FB-6040320.D 301
5302.FB-6040420.D 301
5302.FB-8060445.D 301
530E06 472
530E08 472
530E10 472
530E12 472
530E13 472
530E15 472
530E15A 472
531.191.99 626
531.636.99 526
531.656.99 526
531.733.99 593
5310.05 306
5310.10 306
5310.100.992 324
5310.110.992 324
5310.120.992 324
5310.14 306
5310.15 306
5310.20 306
5310.24 306
5310.25 306
5310.31 306
5310.32.A 306
5310.32.S 306
5310.33 306
5310.34 306
5310.42 306
5310.43 306
5310.43.A 306
5310.43.S 306
5310.50 306
5310.55 306
5310.64 306
5310.64.A 306
5310.70 306
5310.80 306
5310.99.1 307
5310.99.3 307
5310.S.130 306
5311.05.gelb 307
5311.05.rot 307
5311.10.gelb 307
5311.10.rot 307
5311.14.gelb 307
5311.14.rot 307
5311.20.gelb 307
5311.20.rot 307
5311.24.gelb 307
5311.24.rot 307
5311.31.gelb 307
5311.31.rot 307
5311.32.S.gelb 307
5311.32.S.rot 307
5311.34.gelb 307
5311.34.rot 307
5311.42.gelb 307
5311.42.rot 307
5311.43.gelb 307
5311.43.rot 307
5311.64.gelb 307
5311.64.rot 307
532.152.99 618
532.666.99 593
532.986.99 584
5320.2 296
5320.2.ET 297
5320.3 296
5320.3.ET 297
5320.3Z 296
5320.3Z.ET 297
5320.4 296
5320.4.ET 297
5320.5 296
5320.5.ET 297
5320.6 296
5320.6.ET 297
5320.7 296
5320.FA2.ET 297
5320.FA3.ET 297
5320.FA3Z 296
5320.FA3Z.ET 297
5320.FA4 296
5320.FA4.ET 297
5320.FA5 296
5320.FA5.ET 297
5321.3Z.gelb 296
5321.3Z.rot 296
5321.4.gelb 296
5321.4.rot 296
5321.5.gelb 296
5321.5.rot 296
5321.6.gelb 296
5321.6.rot 296
532N 468
533.125.99 603
533.133.99 605
533.150.99 618
533.151.99 618
533.346.99 594
533.366.99 594
533.386.99 594
533.646.99 594
533.648.99 594
533.683.99 591
533.686.99 591
533.688.70 592
533.716.99 594
533.786.99 590
533.796.99 590
533.806.99 589
534.173.99 582
534.183.99 583
534.193.99 583
534.203.99 583
534.213.99 584
534.223.99 584
534.226.70 584
534.226.71 584
534.226.72 583
534.263.99 587
534.273.99 583
534.283.99 587
534.293.99 587
534.303.99 593
534.346.99 580
534.356.99 581
534.366.99 580
534.386.99 581
534.396.99 581
534.406.99 580
534.416.99 580
534.426.99 581
534.433.99 582
534.443.99 582
534.453.99 582
535.016.99 585
535.026.99 586
535.036.99 586
536.352.99 618
536.386.99 619
536.407.99 619
536.410.99 619
536.421.99 619
536.571.99 624
536.572.99 624
536.573.99 625
536.574.99 625
536.575.99 625
536.577.99 625
536.579.99 624
536.580.99 625
536.598.99 624
536.606.99 621
536.616.99 621
536.626.99 621
536.636.99 621
536.646.99 621
536.656.99 621
536.666.99 622
536.676.99 622
536.706.99 619
5390.100.3 329
5390.100.3.ELS 329
5390.100.74 329
5390.100.74.ELS 329
5390.100.84 329
5390.100.84.ELS 329
5390.100.ZS1 329
5390.101.64 329
5390.101.64.ELS 329
5390.101.74 329
5390.101.74.ELS 329
5390.101.84 329
5390.101.84.ELS 329
5390.101.86 329
5390.101.86.ELS 329
5390.120.3 330
5390.120.3.ELS 330
5390.120.74 330
5390.120.74.ELS 330
5390.120.84 330
5390.120.84.ELS 330
5390.1207 285, 333
5390.1207.2 285, 333
5390.1207.ELS 285, 333
5390.1208 285, 333
5390.1208.ELS 285, 333
5390.121.64 330
5390.121.64.ELS 330
5390.121.74 330
5390.121.74.ELS 330
5390.121.84 330
5390.121.84.ELS 330
5390.121.86 330
5390.121.86.ELS 330
5390.1213 286, 334
5390.1213.2 286, 334
5390.1213.ELS 286, 334
5390.1214 286, 334
5390.1214.ELS 286, 334
5390.1217 286, 334
5390.1217.2 286, 334
5390.1217.ELS 286, 334
5390.1218 286, 334
5390.1218.ELS 286, 334
5391.200.ZS2 332
5391.205 332
5391.206 332
5391.207 332
5391.210 332
5391.400-PO 330
5391.500 328
5391.501 328
5391.510 328
5391.511 328
5391.535.ZS5 328
5391.536 328
5391.600 329
5391.601 329
5391.610 329
5391.611 329
5391.636 329
5391.700.0600x0400 331
5391.700.0700x0400 331
5391.700.0800x0400 331
5391.700.0800x0600 331
5391.700.1200x0800 331
5391.700.Spez 332
5395.860 299
5395.861 299
5395.890 300
5395.AR 299
541.039.99 601
541.040.99 601
541.045.99 601
544.141.99 596
544.143.99 596
544.144.99 596
544.145.99 596
544.146.99 596
544.147.99 596
544.152.99 596
544.153.99 596
544.260.99 601
544.261.99 601
544.262.99 601
544.263.99 601
544.267.99 601
544.268.99 601
544.269.99 601
544.404.99 600
544.405.10 600
544.405.99 600
544.406.10 600
544.406.99 600
544.407.10 600
544.407.99 600
544.408.10 600
544.408.99 600
544.409.10 600
544.409.99 600
544.410.10 601
544.410.99 601
544.411.99 600
544.414.10 600
544.414.99 600
544.415.99 600
544.416.00 601
544.417.99 601
544.420.10 600
544.420.99 600
544.423.99 600
544.424.99 600
544.425.99 600
544.426.99 600
544.427.99 600
544.428.99 600
544.435.10 600
544.435.99 600
544.436.99 600
544.437.10 600
544.437.99 600
544.438.10 600
544.438.99 600
544.439.99 600
544.440.10 600
544.440.99 600
544.442.99 600
544.443.99 600
544.488.99 600
544.489.10 600
544.494.99 600
544.601.99 597
544.602.99 597
544.603.73 597
544.603.99 597
544.604.99 597
544.605.99 597
544.606.99 597
544.607.99 597
544.608.99 597
544.609.99 597
544.610.99 598
544.611.99 597
544.612.99 597
544.613.99 598
544.651.99 599
544.652.99 599
544.653.99 599
544.654.99 599
544.656.99 599
544.701.99 597
544.702.99 597
544.703.99 597
544.704.99 597
544.705.99 597
544.706.99 597
544.707.99 597
544.708.99 597
544.709.99 597
544.710.99 597
544.713.99 597
544.714.99 597
544.715.99 597
544.716.99 597
544.717.99 597
544.718.99 597
544.719.99 597
544.730.99 597
544.738.99 597
544.801.99 597
544.802.99 597
544.803.99 597
544.804.99 597
544.805.99 597
544.850.99 596
544.851.99 596
544.852.99 596
544.853.99 596
544.854.99 596
544.855.99 596
544.856.99 596
544.857.99 596
544.858.99 596
544.859.99 596
544.860.99 596
544.862.99 596
544.863.99 596
544.864.99 596
544.865.99 596
544.866.99 596
544.868.99 596
544.869.99 596
544.870.99 596
544.873.99 596
544.874.99 596
544.875.99 596
544.881.99 596
544.882.99 596
544.883.99 596
544D 471
549E 472
549E10 472
549E12 472
550.050.99
5508.110.392 303
5510.095 264
5510.195 264
5510.902 261
5510.903 261
5510.904 261
5510.905 261
5510.906 261
5510.907 261
5510.908 261
5510.909 261
5510.910 261
5510.911 261
5510.912 261
5510.913 261
5510.914 261
5510.915 261
5510.916 261
5510.917 261
5510.918 261
5517.110.392 303
5518.000.992 323
5518.025.992 323
5535.000.992 323
5535.025.992 323
5535.900.992 323
5535.925.992 323
554A 471
5600.100 224
5600.101 224
5600.120 224
5600.150.M 224
5600.150.M.WH 224
5600.324 224
5600.325 224
5600.326.EL 224
5600.401.A4 219
5600.402.A4 219
5600.450.S 224
560002A-PLR 524
560005B 524
560005V 524
560006B 524
560006V 524
560010 525
560011 525
560012 525
560013 525
560014 525
560016 525
560034 524
560038B 524
560038V 524
560043B 524
560043V 524
560087-1.0 526
560087-1.5 526
560088-1.0 526
560089 525
560089-1.0 526
560090 525
560090-1.0 526
560103 525
560103-0.5 525
560104 525
560104-0.5 525
560105 525
560105-0.5 525
560106 525
560106-0.5 525
5606034 524
5606037 524
560755 524
560780 523
560783 525
560964 525
5610.003.992 318
561087 525
561088 525
5620.003.992 318
570E 468
571.010.ESD 615
571.011.AB 615
571.011.AC 615
571.011.AP 615
571.011.PC 615
5710.A4.1 216
5710.A4.H 217
5710.A4.H.Y 217
5710.A4.K.T 216
5710.A4.Y 216
5710.CB.B 220
5710.CB.B.NV 220
5710.CB.Y 220
5710.MP.B 222
5710.RB.B 219
5710.RB.B.30 219
5710.RB.Y 219
5710.SM.Y 222
5720.LF.T.A4 218
573E 468
5800.846 218
5800.847 218
5800.848 218
5800.850 218
580035.42 524
580035.64 524
5801.100 218
5801.101 218
5801.102 218
5801.103 218
5801.104 218
5801.2045 219
5801.2075 219
5801.300.B 219
5801.301 219
5801.301.B 219
5801.302.B 219
5801.320 220
5801.421 219
5801.422 219
5801.481 219
580142 524
580142-BLK 524
580142-WT 524
580175 524
580175R 524
5805.47200 225
5805.47201 225
5825.1041 222
5825.1044 222
5825.1045 221
5825.1046 221
5825.1047 221, 240
5825.1047-25 221, 240
5825.1048 221
5825.1051 221
5825.1052 221
5825.1053 221
5825.1057 221
5825.1157 241
5825.1205.B 220
5825.1300 240
5825.1450 240
582E 468
583150 26
583158 26
583160 26
583168 26
587.067.94 602
587.207.81 601
587.277.72 595
587.277.73 595
587.277.74 595
587.277.75 595
587.277.76 595
587.277.77 595
587.277.78 595
587.277.79 595
587.277.80 595
587.277.81 595
587.277.82 595
587.277.83 595
587.277.84 595
587.277.85 595
587.277.86 595
587.277.87 595
587.278.08 595
587.278.21 595
587.278.22 595
587.278.23 595
587.353.13 626
587.357.57 619
587.358.35 622
587.358.36 622
587.358.37 622
587.358.38 622
587.358.56 626
587.358.60 622
587.358.95 621
587.359.24 622
587.359.36 621
587.359.37 621
587.359.38 621
587.368.04 596
587.368.07 596
587.368.14 595
587.368.18 595
587.368.33 596
587.368.37 595
587.368.38 595
587.368.39 595
587.368.40 595
587.368.41 595
587.368.42 595
587.368.43 595
587.368.67 595
587.368.70 595
587.368.81 595
587.368.82 595
587.368.83 595
587.368.90 596
587.368.91 596
587.448.45 603
587.448.46 603
587.448.75 619
587.448.76 619
587.488.61 601
587.507.21 595
587.507.70 595
587.507.72 595
587.507.74 595
587.518.16 604
587.617.30 591
587.617.31 591
587.617.32 591
587.627.01 620
587.627.03 620
587.627.24 626
587.627.47 624
587.627.50 625
587.627.53 625
587.627.55 625
587.627.63 624
587.627.65 625
587.627.66 625
587.627.67 625
587.627.69 625
587.627.70 624
587.647.10 587
587.647.11 587
587.647.12 587

587.657.70 605
587.657.78 605
5911.20 480
5912.38 480
5912.55 480
5913.32 480
5914.55 480
593AE 468
5ASA 396
5ASA-SL 396
5CSA 396
5SA 396
5SA-SL 396
602.050.ELS 365
602.075.ELS 365
602.100.ELS 365
603.050.ELS 366
603.075-SF.ELS 366
603.075.ELS 366
603.100-SF.ELS 366
603.100.ELS 366
603.49001 358
603.B-050.ELS 366
603.B-075.ELS 366
604.050.ELS 366
604.050.SF.ELS 366
604.075.ELS 366
604.075.SF.ELS 366
604.100.ELS 366
604.100.SF.ELS 366
604.49001 358
6040.EK205 306
6040.EK210 306
6040.EK215 306
6040.EK405 306
6040.EK410 306
6040.EK415 306
6040.EK805 306
6040.EK810 306
6040.EK815 306
6040075.L 305
6040120.L 305
6040170.L 305
6040220.L 305
6040270.L 305
6040320.L 305
6040420.L 305
6040999.L-Deckel 306
605.050.ELS 366
605.075.ELS 366
606.49103 359
606.49104 359
606.49107 359
606.49111 359
606.49202 359
606.49203 359
606.49204 359
606.49207 359
606.49211 359
606.49301 359
606.49302 359
606.49303 359
606.49304 359
606.49307 359
607.49101 358
607.49102 358
607.49103 358
607.49104 358
607.49105 358
607.49106 358
607.49107 358
607.49112 358
607.49113 358
607.49114 358
607.49115 358
607.49201 358
607.49202 358
607.49203 358
607.49204 358
607.49205 358
607.49206 358
607.49207 358
607.49212 358
607.49213 358
607.49214 358
607.49215 358
607.49301 359
607.49302 359
607.49303 359
607.49304 359
607.49305 359
607.49306 359
607.49307 359
6100.1001 214
6100.1002 214
6100.103 214
6100.104 214
6100.105 214
6100.106 214
6100.107 214
6100.1200 215
6100.200 214
6100.201 214
6100.4000 214
6100.507 214
6100.9001 214
6100.9002 214
6101.160.N 230
6101.161 230
6101.400 230
6101.500 230
6101.K 229
6101.KS170 229
6101.S.290 230
6103.B.103 215
6103.B.104 215
6103.B.105 215
6103.B.106 215
6103.B.107 215
6103.B.200 215
6103.B.201 215
6103.B.4000 215
6103.B.9001 215
6103.B.9002 215
6103A 609
6104 609
6104.Y.103 215
6104.Y.104 215
6104.Y.105 215
6104.Y.106 215
6104.Y.107 215
6104.Y.1200 215
6104.Y.200 215
6104.Y.201 215
6104.Y.4000 215
6104.Y.9001 215
6104.Y.9002 215
6105.0707 216
6105.120.K 216
6105.1206 216
6105.1305 216
6105.140.K 230
6105.1806 216
6105.2506 216
6105.3011 216
6105.3706 216
6105.5006 216
6105.5011 216
6105.5323 216
6105.7011 216
6105.B9 230
6105.B9.D 230
6105.RB 216
6105.S.290.K 230
6105.S.290.SET 230
6105.SP.75 230
612N 467
6200.20 159, 565
6201.1003 159, 565
622.080.ELS 367
622.100.ELS 367
622.125.ELS 367
622.AR12-8.36 367
622.AR12-8.46 367
622N 467
622NA 468
622NB 468
623.080.ELS 367
623.080.SF.ELS 367
623.100.ELS 367
623.100.SF.ELS 367
623.125.ELS 367
623.125.SF.ELS 367
624.080.ELS 367
624.080.SF.ELS 367
624.100.ELS 367
624.100.SF.ELS 367
624.125.ELS 367
624.125.SF.ELS 367
625.080.ELS 368
625.100.ELS 368
625.125.ELS 368
63.4312.060.992 302
63.4312.360.992 302
63.4317.060.992 302
63.4317.360.992 302
63.6412.060.992 302
63.6412.360.992 302
63.6417.060.992 302
63.6417.360.992 302
632N 467
634790 24
634790-1 24
634798 24
634798-1 24
6400.000.992 303
6400.032.992 303
6400.044.992 303
6404.007.992 302
6404.700.992 303
6408.007.992 302
6408.397.992 303
6410.100.992 324
6413.007.992 302
6413.097.992 302
6413.397.992 303
6420.007.992 302
6420.397.992 303
6426.007.992 302
6426.397.992 303
6432.007.992 302
6440.007.992 302
670EP 470
690.101.ESD 518
690.102.ESD 518
690.104.ESD 518
690.201
690.202
690.204
694.000 486
694.001 486
694.002 486
694.005 486
694.006 486
694.030 486
694.031 486
694.032 486
694.033 486
694.033.S 486
694.034 486
694.035 486
694.035.S 486
694.036 486
694.037 486
694.037.S 486
694.038 486
694.039 486
694.039.S 486
694.040 486
694.041 486
694.041.S 486
694.042 486
694.043 486
694.043.S 486
694.044BB 486
694.045-BB.S 486
694.045BB 486
694.046 486
694.047 486
694.047.S 486
694.120 486
694.200 485
6COM.2.AEB-H 244
6COM.3.AEB-H 244
6COM.3.AEW 244
6IKH.1.AEC 245
6IKH.1.AEC.2 245
6ISP.2SIH10 245
6MCR.2.AEC 244
6MCR.3.AEC 244
700-3051-ESD 625
700-3057 626
700.126 529-532
700.127 529-530, 532
700.127-S 531-532
700.127-W 529, 531-532
700.128.AH 530-532
700.128.AH.GR 530-532
700.129 529-532
700.141 531
700.141.ESD 531
700.141.ESD.UV 531
700.141.UV 531
700.142 531
700.142.ESD 531
700.142.ESD.UV 531
700.142.UV 531
700.190 530
700.190.W 530
700.191 530
700.191.W 530
700.205 530
700.240 531
700.240.ESD 531
700.241 531
700.241.ESD 531
700.244 530-531
700.246 530-532
700.247 531-532
700.352 532
700.353 532
700.355 532
700.401 529
7000EB16ESD.Set 406
7000EB26ESD.Set 406
7000SK65ESD 418
7010Z.25x4.5x0.6 417
7010Z.25x5.5x0.8 417
7010ZL.39x3.0x0.5 417
7010ZL.39x3.5x0.6 417
7010ZL.39x4.0x0.5 417
7010ZL.39x4.0x0.8 417
7011Z.PH0x25 417
7011Z.PH1x25 417
7011Z.PH2x25 417
7011Z.PH3x25 417
7012Z.PZ0x25 417
7012Z.PZ1x25 417
7012Z.PZ2x25 417
7012Z.PZ3x25 417
7013Z.25x1.5 417
7013Z.25x2.0 417
7013Z.25x2.5 417
7013Z.25x3.0 417
7013Z.25x4.0 417
7013Z.25x5.0 417
7015.TX03x25 417
7015.TX04x25 417
7015.TX05x25 417
7015.TX06x25 417
7015.TX07x25 417
7015.TX08x25 417
7015.TX09x25 417
7015.TX10x25 417
7016Z.04IPx25 417
7016Z.05IPx25 417
7016Z.06IPx25 417
7016Z.07IPx25 417
7016Z.08IPx25 417
7016Z.09IPx25 417
7016Z.10IPx25 417
702.D53060 528-529, 533-535
702.D62001 534
702.D62002 534
702.D62003
702.D63001
702.D90578 528-529, 533-535
702.E25100 534
702.E25110 535
702.E25130 535
702.E25151-ESD 534
702.E25171-ESD 534
702.E35500 528
702.E35600 529
702.EE25101-ESD 533
702.EN1200 533
703.122 536
703.122.ESD 536
703.130 536
703.130.ESD 536
703.150 536
703.160 535
703.160.E 535
703.161 535
703.162.ESD 535
703.164 535
703.164.E 536
703.164.ESD 535
703.165 535
703.900 536
703.900.ESD 536
703.901 536
703.905 536
703.915 536
704.990
704.SAHQ44 530
704.SAHQ66 530
704.SAHQ88 530
704.SAHZQ66 530
704.SARL24R 530
704.STZL24AR-5K-ESD 528
704.STZL24AR-ESD 528
704.STZL24R 528
704.STZL24R-5K 528
7040Z.50x3.0x0.5 416
7040Z.50x3.5x0.6 416
7040Z.50x4.0x0.5 416
7040Z.50x4.0x0.8 416
7040Z.50x4.5x0.6 416
7040Z.50x5.5x0.8 416
7040Z.50x5.5x1.0 416
7040Z.50x6.5x1.2 416
7040Z.50x8.0x1.2 416
7040Z.50x8.0x1.6 416
7041Z.PH0x70 416
7041Z.PH1x110 416
7041Z.PH1x127 416
7041Z.PH1x150 416
7041Z.PH1x70 416
7041Z.PH1x90 416
7041Z.PH2x110 416
7041Z.PH2x127 416
7041Z.PH2x150 416
7041Z.PH2x70 416
7041Z.PH2x90 416
7041Z.PH3x110 416
7041Z.PH3x127 416
7041Z.PH3x150 416
7041Z.PH3x70 416
7041Z.PH3x90 416
7042Z.PZ0x70 417
7042Z.PZ1x110 417
7042Z.PZ1x127 417
7042Z.PZ1x150 417
7042Z.PZ1x70 417
7042Z.PZ1x90 417
7042Z.PZ2x110 417
7042Z.PZ2x127 417
7042Z.PZ2x150 417
7042Z.PZ2x70 417
7042Z.PZ2x90 417
7042Z.PZ3x110 417
7042Z.PZ3x127 417
7042Z.PZ3x150 417
7042Z.PZ3x70 417
7042Z.PZ3x90 417
7043RZ.50x3.0 418
7043RZ.50x4.0 418
7043RZ.50x5.0 418
7043RZ.50x6.0 418
7043Z.50x1.5 417
7043Z.50x2.0 417
7043Z.50x3.0 417
7043Z.50x4.0 417
7043Z.50x5.0 417
7043Z.50x6.0 417
7043Z.50x8.0 417
7044.SW10.0 418
7044.SW13.0 418
7044.SW5.0 418
7044.SW5.5 418
7044.SW6.0 418
7044.SW7.0 418
7044.SW8.0 418
7044M.SW10.0 418
7044M.SW13.0 418
7044M.SW5.0 418
7044M.SW5.5 418
7044M.SW6.0 418
7044M.SW7.0 418
7044M.SW8.0 418
7045.TR07x50 416
7045.TR08x50 416
7045.TR09x50 416
7045.TR10x50 416
7045.TR15x50 416
7045.TR20x50 416
7045.TR25x50 416
7045.TR27x50 416
7045.TR30x50 416
7045.TR40x50 416
7045.TX05x50 416
7045.TX06x50 416
7045.TX06x70 416
7045.TX06x90 416
7045.TX07x50 416
7045.TX07x70 416
7045.TX07x90 416
7045.TX08x50 416
7045.TX08x70 416
7045.TX08x90 416
7045.TX09x50 416
7045.TX09x70 416
7045.TX09x90 416
7045.TX10x110 416
7045.TX10x50 416
7045.TX10x70 416
7045.TX10x90 416
7045.TX15x110 416
7045.TX15x50 416
7045.TX15x70 416
7045.TX15x90 416
7045.TX20x110 416
7045.TX20x50 416
7045.TX20x70 416
7045.TX20x90 416
7045.TX25x110 416
7045.TX25x50 416
7045.TX25x70 416
7045.TX25x90 416
7045.TX27x50 416
7045.TX27x70 416
7045.TX27x90 416
7045.TX30x110 416
7045.TX30x50 416
7045.TX30x70 416
7045.TX30x90 416
7045.TX40x110 416
7045.TX40x50 416
7045.TX40x70 416
7045.TX40x90 416
7047RZ.50x3.0 418
7047RZ.50x4.0 418
7047RZ.50x5.0 418
7047RZ.50x6.0 418
7100.181 195
7100.181.103 195
7100.181.C 195
7100.181.H 195
7100.181.K 195
7100.181.K.M 195
7100.2000.ML 198
7100.2000.TR50 198
7100.3000.G 196
7100.3000.MK 196
7100.3000.SC.D2 196
7100.B530.G 197
7100.B530.MK 197
7100.B530.MK.850 197
7100.CPM35 213
7100.CPM35.H 213
7100.CPM374 205
7100.CPM374.KA 205
7100.EFM022 203
7100.EFM022.CPS 205
7100.EFM022.CPS.KA 205
7100.EFM022.KA 203
7100.EFM022.Z 203
7100.EFM51 203
7100.EFM51.CPS 205
7100.EFM51.CPS.SET 205
7100.EFM51.PLUS 203
7100.EFM51.VK 204
7100.EFM51.WT 207
7100.PGT.XK.ID.V3 191
7100.PGT.XK.V3 191
7100.PGT100.102 201
7100.PGT120 189
7100.PGT120.COM 189
7100.PGT120.COM.D.2 191
7100.PGT120.COM.D.3 191
7100.PGT120.COM.DT 190
7100.PGT120.COM.DT3 190
7100.PGT120.COM.SOFT 191
7100.PGT120.COM.TC18 190
7100.PGT120.COMDT3.W 191
7100.PGT120.CU 189
7100.PGT120.CU.12 189
7100.PGT120.SM 189
7100.PGT120.SM.TERM 190
7100.PGT120.TERM.SET 190
7100.PGT120.TEST.10 191
7100.PGT120.TEST.12 191
7100.PGT120.TEST.13 191
7100.PGT120.TEST.16 191
7100.PGT120.TEST.V01 191
7100.PGT120.TEST.V18 191
7100.PGT120.TS 189
7100.PGT120.WK 189
7100.PGT120.WK.H 190
7100.PGT120.WK.H.DT 191
7100.SRM110 198
7100.SRM110.KA 198
7100.SRM200 198
7100.SRM200.VK 198
7100.TF530 202
7100.UAD1 207
7100.VB 200
7100.WIM47 213
7100.WIM47.SB 213
7100.WT5000.B 207
7100.WT5000.KA 207
7110.600.Set.WT 196
7110.652 195
7110.652-98221 195
7110.653 195
7110.740 195
7110.741 195
7110.B530.SET.KA 197
7110.B530.SET.WT 197
7113 418
7113.S 418
7140 418
7143 418
7149 418
7150.1108 201
718-50597 204, 214
7220.1081 200
7220.15 199
7220.410 199
7220.450 201
7220.830.SET 199
7220.832 200
7220.840.SET 200
7220.841 200
7220.844.1 200
7220.844.C 200
7220.850 201
7220.860 201
7220.870 201
7220.870.SET 201
7220.870.V.SET 201
7220.880.SET 201
7220.890.SET 199
7220.890.WE 199
7220.900 201
7220.CL.49 200
7300.190.CE 242
7300.195.CE 242
7300.210 241
7300.210.KTW 241
7300.210.Spezial 241
7300.311 241
7310.500 241
7310.500.180 241
7350.535.04 231-232
7350.535.05 231-232
7350.535.07 231-232
7350.535.07.MB 231-232
7350.535.08 231-232
7350.535.08.MB 231-232
7350.535.09 231-232
7350.535.09.MB 231-232
7350.535.11 231-232
7350.535.12 231-232
7350.535.17 231-232
7350.535.18 231-232
7350.535.19 231-232
7350.535.23 231-232
7350.535.26 231-232
7350.535.705E 231
7350.535.708 231
7350.535.708.L 231
7350.535.722 231

7350.535.725 231
7350.535.726 231
7350.535.Set 232
7350.555.S 231
7350.555.S-OK 231
7350.555.SE 231
7350.555.SE-OK 231
7350.555.SE.HEPA 231
7350.555.SE.HEPA-OK 231
7380.EPA-VAC.S 230, 560
7380.EPA-VAC.SE 230, 560
7380.ISO7-KIT 230, 560
7380.MT-851 230, 560
7380.MT-852 231, 560
7380.MT-853 231, 560
7380.MT-857 231, 560
7390.2002 232
7500.280A 206
7500.6115 211
7500.6115.N 211
7500.6115.SWT 211
7500.6422 209
7500.6422.N 209
7500.C32X-E 210
7500.C32X.N 210
7500.C40X 210
7500.CXL 208
7500.ES2020 208
7500.FMX004 204
7500.G 210
7500.G.Z10 210
7500.G.Z11 210
7500.M.S 208
7500.M2 208
7500.M2.plus 208
7500.O 211
7500.O.SK 211
7500.PC2 208
7500.PC2.A 208
7500.PC2.H 208
7500.PC2.HA 208
7500.PC2.Z20 208
7500.PC2.Z21 208
7500.TENSION 213
7500.TG3 211
7500.TG3.42 211
7500.TG3.SK 211
7500.TG3.Z1-2 211
7500.XC2 209
7501.AB-10H 210
7501.AB-120H 210
7501.AB-21H 210
7501.AB-40 210
7501.AG-HP02 211
7501.AN-HP02 212
7501.AN-HP02.PE 212
7501.OP-60S 212
7501.OP-B.100 212
7501.OP-B.200 212
7501.OP-B.300 212
7501.OP-B.400 212
7501.OP-D.100 212
7501.OP-D.200 212
7501.OP-D.300 212
7501.OP-D.400 212
7501.OP-D.500 212
7501.OP-P 212
7501.OP-S 212
7501.OP-T 212
7530.IG 212
770061 193
770068 193
770079 194
780-3001-ESD 623
7802 407
7803 407
792E 470
7955.PEN.N 220
7SA 396
7SA-SL 396
801001 523
801002 523
801003 523
801004 523
801005 523
801006 523
801007 523
801008 523
801009 523
801034 523
801035 523
801036 523
801037 523
801038 523
801040 523
801041 523
801042 523
801043 523
801044 523
801045 523
801046 523
801047 523
801048 523
801049 523
8060.LP 299
8060120.L 305
8060220.L 305
8060320.L 305
8060420.L 305
8060999.L-Deckel 306
835.63349 359
836.02849 353
840.10449-ESD 353
847.40249-ESD 353
848.33649-ESD 353
851.82749-ESD 353
852.17549 360
852.18549 360
852.18749 360
852.23149 360
852.23449 360
852.23549 360
852.28349 353
852.76949 353
852.77049 353
854.34549 359
854.34649 359
854.46349 359
855.05449 359
855.05749 355
855.06049 359
859.15049 354
859.15149 354
859.15249 354
859.33049 358
859.34049 358
860.02449-ESD 353
860.02549-ESD 353
860.05749 344
860.05949 344
860.06749 344
860.06949 344
860.11549 354
860.13749 185
860.14249-ESD 353
860.15449 344
860.15549 344
860.15649 344
860.15749 344
860.22449 185
860.36749-ESD 353
860.39949 354
860.80449 353
860.80549 353
860.80649 354
860.81249 344
860.81849 344
860.81949-ESD 353
860.84649 344
860.84749 344
860.90349 354
860.90449 354
860.94149 354
860.94249 354
860.94749 185
860.97249 358
860.99149-ESD 353
861.50149 354
861.51149 354
861.51249 354
861.51449 354
861.51649 354
861.54149 354
861.55049 354
861.55149 354
861.55249 354
8781.T.H 220
884E 471
884EPCM 471
8850.WP 159, 565
8860002.DPV 485
886E 471
890.75649 355
890.75749 355
8910009 321
8910013 321
8910050 320
8910060 320
8910063 321
8910064 321
8910065 321
8910097 320
8910102 320
8910104 320
8910252 320
8910547 320
8911000 320
8912000 320
8912004 320
8912005 320
8912006 320
8912007 320
8912049 320
8913070.MON 326
8913416 327
8913913 320
8913914 320
8913916 321
8913917 321
8915601 326
8915602 326
8915603 326
8915701 326
8915702 326
8915703 326
8915704 326
8915716 326
8915801 327
8915803 327
8915804 327
8915816 327
8915817 327
8916411 327
8916412 327
8916413 327
8916414 327
8916416 327
8916417 327
8916571 327
8916575 327
8916601 326
8916602 326
8916603 326
8916701 326
8916702 326
8916703 326
8916704 326
8916716 326
8916717 326
8916740 327
8916745 327
8916815 327
8916816 327
8916817 327
8917601 326
8917602 326
8917603 326
8917701 326
8917702 326
8917703 326
8917704 326
8918801 327
8918802 327
8918804 327
8919801 327
8919802 327
8919803 327
8919804 327
891xxxx 320
8930501.03-DPV 490-491
8930509 490-491
8930602 491
8930603 491
8930744 490
8930745 490
8930755 491
8930756 491
8931240 490
8932122 495
8932123 495
8932124 495
8932125 495
8932137 495
8932138 495
8932139 495
8932141 495
8932144 495
8932145 494
8932171 495
8932191 495
89321XX 495
8933394 491
8933661 490
8933682 491
8933900 488
8933931 491
8933933 491
8933935 488
8933945 489
8934520 494
8934803 494
8936446 491
8936480 491
8936490 492
8936490-ALU 492
8936500 492
8936500-ALU 492
8936507 491
8936510 492
8936510-ALU 492
8936570 492
8936570-ALU 492
8936614 491
8936615 491
8936745 490
8936745-ALU 490
8936800 490
8936800-ALU 490
8936895 491
893XXX.MW10 494
893XXX.MW12 494
893XXX.MW14 494
893XXX.MW16 494
893XXX.MW18 494
893XXX.MW2 494
893XXX.MW20 494
893XXX.MW4 494
893XXX.MW6 494
893XXX.MW8 494
8970208 491
9-205 516
9-205.ESD 516
9-205.ESD.SET1 516
9-215 516
9-215.ESD 516
9-215.ESD.SET1 516
9-251 517
9-251.ESD 517
9-251.ESD.SET1 517
9-252 517
9-252.ESD 517
9-253 517
9-253.ESD 517
9-254 518
9-254.ESD 518
9-255 518
9-255.ESD 518
9-256 518
9-257 518
9-257.ESD 518
9-261 517
9-261.ESD 517
9-261.ESD.SET1 517
900.49001-ESD 352
900.49002-ESD 352
901.49001-ESD 352
901.49002-ESD 352
902.49001-ESD 352
902.49002-ESD 352
903.49001-ESD 352
903.49002-ESD 352
9030E-2000 172
9030E-9801 172
9030E-CP01 172
9030E-MG01 172
9031E-2000 172
9031E-9801 172
9031E-CP01 172
9031E-MG01 172
9033E-2000 172
9033E-9801 172
9033E-CP01 172
9033E-MG01 172
9039E 172
904.49001-ESD 352
904.49002-ESD 352
905.49001-ESD 352
905.49002-ESD 352
906.49001-ESD 352
906.49002-ESD 352
9106E-2000 181
9106E-2000-521 181
9121E-2000 171, 559
9121E-9801 171, 559
9121E-CP01 171, 559
9121E-MG01 171, 559
9123E-2000 170, 558
9123E-9801 170, 558
9123E-CP01 171, 558
9123E-MG01 170, 558
9125E-2000 171, 559
9125E-9801 171, 559
9125E-CP01 171, 559
9125E-MG01 171, 559
9127E-2000 181, 559
9140-2571 179, 557
9141-2571 179, 557
9142-2571 179, 557
9143-2571 179, 557
9144E 181
9145-2571 179, 557
9146-2571 179, 557
9150E 177
9150E.Plus 177
9151E 178
9151E.Plus 178
9152E 178
9152E.Plus 178
9154E 177
9154E.Plus 178
9155E 178
9155E.Plus 178
9156E 178
9156E.Plus 178
9157E 178
9157E.Plus 178
9158E 178
9158E.Plus 178
9159E 178
9159E.Plus 178
9161-2571 180, 558
918.49001-ESD 353
918.49002-ESD 353
918.49003-ESD 353
918.49004-ESD 353
918.49005-ESD 353
918.49006-ESD 353
918.49007-ESD 353
918.49008-ESD 353
918.49009-ESD 353
918.49010-ESD 353
918.49011-ESD 353
918.49012-ESD 353
9181-2571 180, 558
9183-2571 180, 558
920.49001 353
920.49002 353
920.49003 353
920.49004 353
920.49005 353
920.49006 353
920.49007 353
920.49008 353
920.49009 353
920.49010 353
920.49011 353
920.49012 353
921.49001 344
921.49002 344
921.49003 344
921.49004 344
921.49005 344
921.49006 344
921.49007 344
921.49008 344
921.49009 344
921.49010 344
921.49011 344
921.49012 344
925.49001 354
925.49002 353
925.49003 353
927.49001 354
927.49002 354
928.49001P 354
928.49002P 354
928.49003P 354
928.49008 354
928.49009 354
930.49001 354
930.49002 354
9353E 178
9408E-2000 181
9409E-2000 181
9419E-2000 181
9454E-2000 181
9455E-217 185
9467E 180
9467E-2571 180
9467R-2571 180, 559
9468E 180
9468E-2571 180
9468R-2571 180, 559
9469E 180
9469E-2571 180
9469R-2571 180, 559
9487-238 180, 558
9560E 173
9561E 173
9563E 173
9570E 173
9571E 173
9573E 173
9588E 174
9588E-2000 173
9588E-CP01 173
9588E-MG01 173
9589E 174
9650E 176
9650E-2571 176
9651E 177
9651E-2571 177
9653E 176
9653E-2571 176
9680 177
9800E-1100 174
9801E-1100 175
9803E-1100 174
9810E-1100 174
9811E-1100 175
9813E-1100 174
9816E-2000 176
9816E-2571 176
9816E-9801 176
9816E-9802 176
9816E-9803 176
9816E-9811 176
9820E-1100 174
9821E-1100 175
9823E-1100 175
9865E-2000 175
9875E 175
9875E-2571 175
9875E-CP01 175
9876E 175
9876E-2571 175
9876E-CP01 175
9890-238 179, 557
990062.G 526
990062.K 526
990180 523
990181 523
990182 523
990183 523
990188 523
990189 523
990190 523
990191 523
9980.005.000 307
9980.007.000 303
9980.011.992 303
9980.012.994 303
9980.035.000 324
9980.039.000 308
9980.050.000 308
9980.054.994 324
9980.074.256 323
9980.074.356 323
9980.074.556 323
9980.074.XXX 323
9980.076.000 323
9980.077.000 323
9980.128.992 303
9980.129.992 303
9980.149.156 322
9980.149.256 322
9980.149.356 322
9980.149.556 322
9980.149.XXX 322
9980.152.000 322
9980.xxxx 308
AAC100 563
AASA 395
AASA-SL 395
AB-1144 42, 556
AB-1275 38
AB-2616 37
AB-2616-1 37
AB-31000 34
AB-31001 34
AB-31010 34
AB-31011 34
AB-31064 30
AB-31092 27
AB-31094 27
AB-3110 39
AB-3120 39
AB-3121 39
AB-31378 38
AB-31628 32
AB-31629 32
AB-31676 32
AB-31721 32
AB-31760 32
AB-31761 32
AB-31762 32
AB-31763 32
AB-31772 32
AB-31773 32
AB-31774 32
AB-31775 32
AB-31795 32
AB-32120 37
AB-32120-1 37
AB-32125 37
AB-32125-1 37
AB-32147 38
AB-32147-1 38
AB-32189 37
AB-32189-1 37
AB-32238 37
AB-32247 38
AB-32251 37
AB-32252 37
AB-32257 37
AB-32282 37
AB-32283 37
AB-32289 38
AB-32300 33
AB-32310 33
AB-32370 41, 555
AB-32430 40
AB-32450 40
AB-32600 33
AB-32610 33
AB-32650 33
AB-32700 33
AB-32710 33
AB-32922 40
AB-33230 40
AB-33240 39
AB-34555 34
AB-34556 34
AB-34581 34
AB-34621 33
AB-351610 42
AB-351620 42
AB-351710 42
AB-351720 42
AB-351920 42
AB-352320 42
AB-352420 42
AB-352510 42
AB-352520 42

AB-352610 42
AB-352630 42
AB-352710 42
AB-3553 42
AB-35600 30
AB-35602 30
AB-3565 42
AB-3566 42
AB-3567 42
AB-3568 42
AB-3569 42
AB-3570 42
AB-35700 41
AB-35710 41
AB-3572 42
AB-3620 42, 556
AB-36721 32
AB-36728 32
AB-36729 32
AB-36740 33
AB-36741 33
AB-36760 32
AB-36761 32
AB-36772 32
AB-36773 32
AB-36774 32
AB-36775 32
AB-36776 32
AB-36795 32
AB-36813 31
AB-36819 31
AB-36872 31
AB-36874 31
AB-36900 41
AB-36902 27
AB-36903 30
AB-36910 41
AB-36912 27
AB-36913 30
AB-37310 28
AB-37312 28
AB-37313 28
AB-37315 28
AB-37326 27
AB-37327 27
AB-37328 27
AB-37329 27
AB-37331 28
AB-37332 28
AB-37335 28
AB-37341 28
AB-37343 28
AB-37345 28
AB-37360 28
AB-37361 28
AB-37367 28
AB-37370 31
AB-37374 31
AB-37375 31
AB-37376 31
AB-37520 29
AB-37521 29
AB-37530 29
AB-37531 29
AB-37630 29
AB-37631 29
AB-38200 30
AB-38202 30
AB-38210 30
AB-38212 30
AB-38330 29
AB-38332 29
AB-38600 30
AB-38602 30
AB-3940 40
AB-39600 41, 555
AB-39610 41, 555
AB-39620 41, 555
AB-39630 41, 555
AB-3980 40
AB-3990 40
AB-4040 30
AB-4045 30
AB-4050 30
AB-4055 30
AB-4080 27
AB-4085 27
AB-4086 27
AB-4090 27
AB-4096 27
AB-5001 29
AB-5005840 39
AB-5005841 39
AB-5005842 39
AB-5005847 39
AB-5005848 39
AB-5005849 39
AB-5008 29
AB-5015840 38
AB-5015841 38
AB-5015842 38
AB-5015847 39
AB-5015848 39
AB-5015849 39
AB-5025840 38
AB-5025841 38
AB-5025842 38
AB-5045840 38
AB-5045841 38
AB-5045842 38
AB-5300 29
AB-5310 29
AB-7131026 36
AB-7131027 36
AB-7131028 36
AB-7131029 36
AB-7131030 35
AB-7131031 35
AB-7131032 35
AB-7131033 36
AB-7131035 35
AB-7131036 35
AB-7131037 35
AB-7131038 36
AB-7131041 35
AB-7131042 35
AB-7131047 36
AB-7131050 36
AB-7131056 34
AB-7131058 34
AB-7131126 36
AB-7131127 36
AB-7131128 35
AB-7131129 35
AB-7131131 35
AB-7131132 35
AB-7131133 36
AB-7131136 35
AB-7131137 35
AB-7131138 36
AB-7131141 27
AB-7131142 27
AB-7131150 36
AB-7131158 34
AB-7131160 35
AB-7131827 36
AB-7131860 35
AB-7131874 36
ACSA 395
AFA200 573
AFC200D 563
AFC400D 563
AKK-150 348
AKK-180 348
AKV-400ESD 349
AL2X-110W 348
AL2X-150W 348
AL2X-180W 348
ALH-110ESD 348
ALH-150ESD 348
ALH-180ESD 348
APL15ML 573
APL400H 573
ARL-100 348
ARL-70 348
ARW300 561
AS2 349
ASA250ML 563
ASH-100ESD 348
ASH-70ESD 348
ASSA5 355
ASSA5PP 355
AT-1000-1ESD 67
AT-1000ESD 67
AT-1005-1ESD 67
AT-1005ESD 67
AT-1300-1ESD 67
AT-1300ESD 67
AT-1305-1ESD 67
AT-1305ESD 67
AT-1600-1ESD 67
AT-1600ESD 67
AT-1605-1ESD 67
AT-1605ESD 67
AT-2000-1ESD 67
AT-2000ESD 67
AT-2005-1ESD 67
AT-2005ESD 67
AT-2600-1ESD.49 68
AT-2600ESD 68
AT-2605-1ESD.49 68
AT-2605ESD 68
AT-3200-1ESD 67
AT-3200ESD 67
AT-3205-1ESD 67
AT-3205ESD 67
AT-4000-1ESD 68
AT-4000ESD 68
AT-4005-1ESD 68
AT-4005ESD 68
AT-4600-1ESD 68
AT-4600ESD 68
AT-4605-1ESD 68
AT-4605ESD 68
AT-507ESD 346
AT-710ESD 346
AT-92000 72
AT-99000 72
AT-99100 72
AT-99200 72
AT-A100ESD 71
AT-A240-1ESD 71
AT-A240ESD 71
AT-A280-1ESD 71
AT-A280ESD 71
AT-A420-1ESD 71
AT-A420ESD 71
AT-A422ESD 71
AT-A515ESD 71
AT-A585ESD 71
AT-CF2-1ESD 70
AT-CF2ESD 70
AT-CX200ESD 71
AT-CX320ESD 71
AT-CX340ESD 71
AT-CX40ESD 72
AT-CX46ESD 72
AT-CX50ESD 72
AT-CX540ESD 71
AT-CX56ESD 72
AT-GX100ESD 70
AT-GX130ESD 70
AT-GX132ESD 70
AT-GX133ESD 70
AT-GX134ESD 70
AT-GX160ESD 70
AT-GX240ESD 70
AT-GX260ESD 70
AT-GX350ESD 69
AT-GX390ESD 70
AT-SL20-1ESD 68
AT-SL20ESD 68
AT-SL26-1ESD 68
AT-SL26ESD 68
AT-SL30-1ESD 69
AT-SL30ESD 69
AT-SL32ESD 69
AT-SL36-1ESD 69
AT-SL36ESD 69
AT-SL40-1ESD 69
AT-SL40ESD 69
AT-SL46-1ESD 68
AT-SL46ESD 68
AT-SL60-1ESD 69
AT-SL60ESD 69
AT-SL80ESD 69
AT-SL82ESD 69
AT-SL920-1ESD 68
AT-SL920ESD 68
AT-SL9405-1ESD.49 69
AT-SL9405ESD 69
AT-TX360-1ESD 70
AT-TX360ESD 70
BA-32112 87
BA-3218 87
BA-3219 88
BA-4660 90
BA-4661 90
BA-5001 86
BA-5080 86
BA-5081 86
BA-5082 86
BA-5518 88
BA-5519 88
BA-5520 88
BA-5618 88
BA-7003 89
BA-7007 87
BA-7008 87
BA-7013 89
BA-71462 89
BA-71472 89
BA-71502 88
BA-71522 88
BA-7204 89
BA-72112 89
BA-7227 87
BA-7228 87
BA-7304 89
BA-73181 88
BA-73442 88
BA-73742 88
BA-74112 89
BA-8424 87
BA-8724 87
BLR15ML 569
BLV15ML 569
BP-100ESD 348
BP-120ESD 347
BP-150ESD 347
BP-180ESD 347
BP-50ESD 347
BP-70ESD 348
BT-10100 94
BT-10101 94
BT-11300 94
BT-170B.ESD 297
BT-36634 83
BT-550B.ESD 292
BT-60449 83
BT-63591 84
BT-63592 84
BT-63593 84
BT-63594 84
BT-63597 84
BT-66419 83
BT-66420 83
BT-66426 83
BT-66633 83
BT-ACT124ESD 85
BT-Bickz736ESD 84
BT-CRYPTO-ESD 85
BT-GOAL-ESD 84
BT-LEGEND-ESD 84
BT-LOGIK-ESD 85
BT-SCORE-ESD 84
BT-TURN-ESD 84
BT-ZIP-ESD 85
C-305.49001 359
C-309.49001 359
C-318003.03 613
C-318003.04 613
C-318003.05 613
C-318003.06 613
C-318003.07 613
C-318003.08 613
C-318003.09 613
C-318003.10 613
C-318003.11 613
C-318003.12 613
C-318003.15 613
C-318003.18 613
C-318003.19 613
C-318003.20 613
C-318003.23 613
C-318003.25 613
C-318003.30 613
C-318003.32 613
C-318003.40 613
C-318003.50 613
C-318003.65 613
C-330.202 574, 611
C-330.204 574, 611
C-344.705 615
C-344.706 615
C-721.49001.ESD 343
C-721.49002.ESD 343
C-721.49003.ESD 343
C-722.49001.ESD 343
C-722.49002.ESD 343
C-722.49003.ESD 343
C-729115.D04 613
C-729115.D05 613
C-729115.D06 613
C-729115.D08 613
C-729115.D09 613
C-729115.D10 613
C-729115.D12 613
C-729115.D14 613
C-729115.D15 613
C-729115.D16 613
CC-12 349
CCC200DB 567
CCL200 567
CCRG01L 569
CCS020 567
CG53A01K 571
CG53A35SL 571
CKV-400ESD 347
CL-6000 485
CL-6000-10 485
CL-6000-13 485
CL-6000-15 485
CL-6000-PR 485
CL-6000-R 485
CL-TS-6000 485
CLF8E 574, 612
CM8E 574, 612
CMB001 537
CMO200D 571
CONT705-49 352
COR-01.TVS 259
COR-02.TVS 259
COR-03-15.CSC-D 261
COR-03.CSC 261
COR-03.CSCK 262
COR-03.CSCL 262
COR-05.CLBO 264
COR-05.CSC 261
COR-05.CSCK 262
COR-05.CSCL 262
COR-05.CTB 264
COR-05.CTR 264
COR-05.CTR.as 264
COR-05.CTR.el 264
COR-05.DZW 262
COR-05.LT 218
COR-05.TCP 260
COR-05.TEP 260
COR-05.TEP.NO 260
COR-05.TEP.PE 260
COR-05.TEP.PE+NO 260
COR-05.TVS 259
COR-06.CTR 264
COR-06.CTR.as 264
COR-06.CTR.el 264
COR-07.CTR 264
COR-07.CTR.as 264
COR-07.CTR.el 264
COR-10.30.MBSD 262
COR-10.CLBO 264
COR-10.CRB 263
COR-10.CSC 261
COR-10.CSCK 262
COR-10.CSCL 262
COR-10.CTB 264
COR-10.DFP 260
COR-10.DZW 262
COR-10.FL 259
COR-10.ICM 264
COR-10.KB 260
COR-10.LT 218
COR-10.MB 262
COR-10.TCP 260
COR-10.TEP 260
COR-10.TEP.NO 260
COR-10.TEP.PE 260
COR-10.TEP.PE+NO 260
COR-10.TSC 263
COR-10.TVS 259
COR-100.MBK 263
COR-100.MBL 263
COR-13.TAB 260
COR-15.CLBO 264
COR-15.CSC 261
COR-15.CSCK 262
COR-15.CSCL 262
COR-15.DFP 260
COR-15.TAB 260
COR-15.TEP 260
COR-15.TEP.NO 260
COR-15.TEP.PE 260
COR-15.TEP.PE+NO 260
COR-15.TSC 263
COR-15.TVS 259
COR-16.CSC 261
COR-17-40.CSC-D 261
COR-17.CB1/4 262
COR-17.CSC 261
COR-17.CSCK 262
COR-17.CSCL 262
COR-17.CSCL20 262
COR-19.CB1/4 262
COR-19.CSC 261
COR-19.CSCK 262
COR-19.CSCL 262
COR-19.CSCL20 262
COR-20.40.CTR.D 264
COR-20.CLBO 264
COR-20.CSC 261
COR-20.CSCK 262
COR-20.CSCL 262
COR-20.CSCL20 262
COR-20.CTR 264
COR-20.CTR-EE 264
COR-20.CTR.as 264
COR-20.CTR.el 264
COR-20.DFP 260
COR-20.KC 260
COR-20.MB 262
COR-20.TCP 260
COR-20.TEP 260
COR-20.TEP.NO 260
COR-20.TEP.PE 260
COR-20.TEP.PE+NO 260
COR-20.TSC 263
COR-20.TVS 259
COR-200.MBK 263
COR-200.MBL 263
COR-25.CTR 264
COR-25.CTR-EE 264
COR-25.CTR.as 264
COR-25.CTR.el 264
COR-30.CLBO 264
COR-30.CRB 263
COR-30.CSC 261
COR-30.CSCK 262
COR-30.CSCL 262
COR-30.CSCL20 262
COR-30.CTR 264
COR-30.CTR-EE 264
COR-30.CTR.as 264
COR-30.CTR.el 264
COR-30.DFP 260
COR-30.FL 259
COR-30.KC 260
COR-30.TAB 260
COR-30.TEP 260
COR-30.TEP.NO 260
COR-30.TEP.PE 260
COR-30.TEP.PE+NO 260
COR-30.TSC 263
COR-30.TVS 259
COR-35.CSC 261
COR-35.CSCK 262
COR-35.CSCL 262
COR-35.CSCL20 262
COR-35.TAB 260
COR-36.CSC 261
COR-40.CLBO 264
COR-40.CSC 261
COR-40.DFP 260
COR-40.KC 260
COR-40.TSC 263
COR-40.TVS 259
COR-41.TSC 263
COR-45.CLBO 264
COR-45.DFP 260
COR-45.TSC 263
COR-45.TVS 259
COR-48.TSC 263
COR-50.CLBO 264
COR-50.DFP 260
COR-50.KC 260
COR-50.TSC 263
COR-50.TVS 259
COR-55.DFP 260
COR-55.TVS 259
COR-56.TVS 259
COR-57.DFP 260
COR-57.TVS 259
COR-58.TVS 259
COR-60.TVS 259
COR-65.TVS 259
COR-70.TVS 259
CPL200H 573
CPU 343
CS-30.D 442
CSF-30.D 472
CSP-30.1.D 473
CSP-30.2.D 473
CSP-30.4.D 473
CTC400H 563
CW8100 616
CW8200 616
CW8400 615
CW9100 568
CW9200 568
CW9400 568
D-0050 13
D-0053 14
D-0054 14
D-0060 14
D-0070 15
D-0071 15
D-0080 15
D-0081 16
D-1000.0204 252
D-1000.0305 252
D-1000.0305.ZIP 252
D-1000.0404 252
D-1000.0406 252
D-1000.0406.ZIP 252
D-1000.0508 252
D-1000.0508.ZIP 252
D-1000.0608 252
D-1000.0608.ZIP 252
D-1000.0610 252
D-1000.0610.ZIP 252
D-1000.0612 252
D-1000.0810 252
D-1000.0810.ZIP 252
D-1000.0812 252
D-1000.0812.ZIP 252
D-1000.0816 252
D-1000.1012 252
D-1000.1012.ZIP 252
D-1000.1014 252
D-1000.1014.ZIP 252
D-1000.1216 252
D-1000.1216.ZIP 252
D-1000.1218 252
D-1000.1418 252
D-1000.1418.ZIP 252
D-1000.1618 252
D-1000.1618.ZIP 252
D-1000.2024 252
D-2000.0305 255
D-2000.0406 255
D-2000.0608 255
D-2000.0610 255
D-2000.0810 255
D-2000.0812 255
D-2000.1012 255
D-2000.1026 255
D-2000.1212 255
D-2000.1218 255
D-2000.1618 255
D-2000.1626 255
D-2000.1818 255
D-2000.1824 255
D-3910.0515 257
D-3910.0560 257
D-3910.1040 257
D-3910.1060 257
D-3910.3050 257
D-3925.0560.CF 257
D-3925.1060.CF 257
DB815 523
DC1020 521
DC1040 521
DC1060 521
DC1120 522
DC1140 522

DC1160 522
DC1220 522
DC1240 522
DC1260 522
DC150 519
DC270 520
DC370 520
DC600 521
DCA01L 573
DCA05L 573
DCA200H 573
DCR05L 573
DCR200H 573
DCT05L 573
DFL200D 571
DP-10N.D 496
DP-15N.D 496
DP-20N.D 496
DP-23N.D 496
DP-24N.D 496
DP-25N.D 496
DPP-18N 495
DPP-20N 495
DPP-23N 495
DPP-24N 495
DPP-25N 495
DPP-L18 496
DPP-L20 496
DPP-L23 496
DPP-L24 496
DPP-L25 496
DPP-Set 495
DPP-SET18 496
DPP-SET20 496
DPP-SET23 496
DPP-SET24 496
DPP-SET25 496
DPV-1000 124
DPV-1010 124
DPV-1026 125
DPV-1027 125
DPV-1030 125
DPV-1031 125
DPV-1066 124
DPV-1080 126
DPV-1081 126
DPV-1082 126
DPV-1085 126
DPV-1085.B 126
DPV-1086 126
DPV-1086.B 126
DPV-1200 125
DPV-1250 125
DPV-1600 124
DPV-3550.Schaum 93
DSA4-ESD 284, 342
E15AGW 398
E2ASA 398
E3CSA 398
E5SA 398
E7SA 398
EAD200D 569
EAD400D 569
EADPI200D 570
ECL001 540
ECL002 540
ECL003 540
ECL040S 540
ECL050S 540
ECL098 540
ECL150 540
ECL200 540
ECO2501 540
ECO2502 540
ECO2503 540
ECO2504 540
ECO2510 540
ECO2511 540
ECO2513 540
ECO2CE1 540
ECO2OEM 540
ECSP200D 566
ECSP200DB 566
ECSP400D 566
ECW025 567
ECX155 540
EL-204054 66
EL-204056 66
EL-71245 65
EL-712551 65
EL-71306 66
EL-71307 66
EL-71872 66
EL-719460 61
EL-719521 62
EL-719731 61
EL-719755 61
EL-72106 64
EL-721071 63
EL-72109 64
EL-72110 59
EL-72170 65
EL-72178 65
EL-72182 65
EL-72245 65
EL-722551 65
EL-723351 64
EL-724451 64
EL-72752 65
EL-728101 62
EL-728110 62
EL-728111 62
EL-728121 63
EL-728181 63
EL-72872 66
EL-729461 63
EL-729505 63
EL-729521 62
EL-729525 62
EL-729551 63
EL-729561 63
EL-729571 63
EL-729581 62
EL-729592 66
EL-729593 66
EL-729594 66
EL-729601 62
EI-729621 64
EL-729630 64
EL-729691 62
EL-729695 62
EL-729711 61
EL-729720 60
EL-729731 60
EL-729755 61
EL-729831 60
EL-729905 60
EL-729910 60
EL-729915 61
EL-729920 61
EL-729925 60
EL-74101 63
EL-74106 64
EL-74121 64
EL-741301 61
EL-74201 63
EL-742301 61
EL-74304 66
EL-74710 64
EL-74720 64
EL-74801 64
EL-74811 64
EL-74831 64
EL-749501 63
EL-749531 63
EL-76106 64
EL-762551 65
EL-768121 63
EL-769711 61
EL-769720 60
EL-769905 60
EL-769910 60
EL-900019 94
EL-900020 94
EL-929563 63
EL-929652 63
EL-949502 63
EL-972312 59
EL-972430 59
EL-972440 59
EL-974430 59
EL-974440 59
EL-974610 62
EML200F 570
EML400D 570
EOODSA 398
EOOSA 398
EPApro.1000 187
EPApro.1000.2W 187
EPApro.1000.LI-1 188
EPApro.1000.LI-2 188
EPApro.1001.CU 187
EPApro.1001.ID.HF 187
EPApro.1001.ID.LF 187
EPApro.1001.TS 187
EPApro.1001.WL1 187
EPApro.1001.ZPM 187
EPApro.1001.ZSF.SET 187
ER2001K5K 577
ER2001RP250G 577
ER2074K5K 577
ER2074RP250G 577
ER2183K5K 577
ER2183RP250G 577
ER2188K5K 577
ER2188RP250G 577
ER2195RP250G 577
ES-1124110 550
ES-11243 550
ES-11245 550
ES-11247 550
ES-1153 550
ES-115410 552
ES-11547 552
ES-11744 551
ES-117610 550
ES-117612 550
ES-11766 550
ES-11768 550
ES-118210 550
ES-118410 550
ES-118420 550
ES-11869 550
ES-1187 550
ES-151110 551
ES-151112 551
ES-15112 551
ES-15113 551
ES-15114 551
ES-151141 551
ES-15115 551
ES-15116 551
ES-15117 551
ES-15122 551
ES-1520910 550
ES-152094 550
ES-152097 550
ES-152110 550
ES-152111 550
ES-152122 550
ES-152210 550
ES-152211 550
ES-155071 552
ES-155074 552
ES-156512 552
ES-158614 551
ES-1586141 551
ES-158620 551
ES-1586201 551
ES-158628 551
ES-1586281 551
ES-164450 551
ES-164451 551
ES-164452 551
ES-164453 551
ES-164617 551
ES-164620 551
ES-164625 551
ES-164630 551
ES-164640 551
ES-164670 551
ES-164817 551
ES-164820 551
ES-164825 551
ES-164830 551
ES-1710910 550
ES-171094 550
ES-171097 550
ES-1711 550
ES-2626 550
ES-2628 550
ES-265550 552
ES-265560 552
ES-265570 552
ES-2655750 552
ES-27773 537
ES-27776 537
ES-33202
ES-33203
ES-33204
ES-33213 549
ES-33263 549
ES-332631
ES-334080
ES-334081
ES-334082
ES-334083
ES-334085
ES830.BE 568
ES835.BE 568
ES897.BE 568
ESD.7901.CD.e 16
ESD.VDE.B-4 16
EVA316 540
EVA330 540
EVA331 540
EVA332 540
EVA333 540
EVA334 540
EVA335 540
EVA350 540
EVB010 540
EVB020 546
EVB022 540
EVB024 540
EVB094 540
EVC131 546
EVF110 545
EVH001 545
EVL045 545
EVL062 545
EVL100 545
EVL150 545
EVL200 545
EVO501 545
EVO502 545
EVO503 545
EVO504 545
EVP070 545
EVP080 545
EVR050 545
EVR060 545
EVS011 545
EVS012 540
EVS120 540
EVZ040 545
EVZ045 545
EVZ046 545
EWI100 567
F560014 524
F560014-0.25 524
F560014-1 525
F560014-1.5 525
F560014-45 525
F560014-90 525
F560015 524
F560015-0.25 524
F560015-1 525
F560015-1.5 525
F560015-45 525
F560015-90 525
F560016 524
F560016-0.25 524
F560016-1 525
F560016-1.5 525
F560016-45 525
F560016-90 525
F560085 524
F560085-1 525
F560085-1.5 525
F560085-45 525
F560085-45-1.5 525
F560085-90 525
F560086 524
F560086-1 525
F560086-1.5 525
F560086-45 525
F560086-90 525
F560087 524
F560087-0.25 524
F560087-1 525
F560087-1.5 525
F560087-45 525
F560087-45-1.5 525
F560087-90 525
F560088 524
F560088-0.25 524
F560088-1 525
F560088-1.5 525
F560088-45 525
F560088-90 525
F560089 524
F560089-0.25 524
F560089-1 525
F560089-1.5 525
F560089-45 525
F560089-90 525
F560090 524
F560090-0.25 524
F560090-1 525
F560090-1.5 525
F560090-45 525
F560090-90 525
F561020 524
F561020-0.25 524
F561020-1 525
F561020-1.5 525
F561020-45 525
F561020-90 525
F561387-0.25 524
FBU100 560
FE-12780120 628
FE-12940120 628
FE-14753040 630
FE-18600520 630
FE-18600730 630
FE-18601030 630
FE-18840520 629
FE-18840730 629
FE-18841030 629
FE-20600520 630
FE-20600730 630
FE-20601030 630
FE-20720530 630
FE-20720730 630
FE-20721030 630
FE-20840520 629
FE-20840730 629
FE-20841030 629
FE-20940520 629
FE-20940730 629
FE-20941030 629
FE-238423038955 631
FE-238432029060 631
FE-238552008960 631
FE-27100011 610
FE-27161000 614
FE-27161500 614
FE-27161530 614
FE-27162000 614
FE-27162030 614
FE-27162500 614
FE-27162530 614
FE-27163000 614
FE-27163030 614
FE-4060052010 630
FE-4060073010 630
FE-4060103010 630
FE-4094052010 630
FE-4094073010 630
FE-4094103010 630
FE-52760520 630
FE-52760530 630
FE-52760730 630
FE-52761030 630
FE-5512811026 628
FE-5512941026 628
FE-5518940520 629
FE-5518940730 629
FE-5518941030 629
FE-55237655118960 631
FE-554094052010 630
FE-554094073010 630
FE-554094103010 630
FE-5552940520 630
FE-5552940530 630
FE-5552940730 630
FE-5552941030 630
FE-5612940040 628
FH1 350
FH3 350
FLU200D 567
FLU400D 567
FLU400DB 567
FRE200 570
FRE400 570
FT-0976 82
FT-0977 82
FT-1010 81
FT-1015 81
FT-1018 81
FT-1024 81
FT-1025 81
FT-1041 82
FT-1050 81
FT-1051 81
FT-1060 81
FT-1061 81
FT-1062 81
FT-1063 81
FT-3417 625
FT-3446 625
FT-3470 625
FT-4402 624
FT-6060 82
FT-6061 82
FT-8210 82
FT-8211 82
FT-8220 82
FT-8221 82
FT-ALFA-T-ESD 625
FT-N 625
FT-NS 625
FT-P 625
FT-U-ESD 625
FT-Z 625
FT91000103 623
FT91012699 620
FT91015699 620
FT91016699 620
FT91017699 620
GP300S 575
GP300SL 575
HA-A1566 611
HA-A1567 611
HA-B3051 611
HA-B3052 611
HA-B3517 611
HA-B3518 611
HA-B3519 611
HA-FT700-13 611
HA-FT710-01 611
HA-FT710-05 611
HCS05L 573
HFFR400DB 567
HPA200H 573
HSB-110 348
HSB-150 348
HSB-180 348
HTC01K 575
HTC02S 575
HTC10S 575
HTC20S 575
HTC35SL 575
HTC700G 575
HTCA200 575
HTCP20S 575
HTCPX700G 576
HTCX01K 576
HTCX35SL 576
HTCX700G 576
HTS01K 576
HTS10S 576
HTS35SL 576
HTSP01K 576
HTSP50T 576
I-0.SA 385
I-00.SA 385
I-00.SA.DN 389
I-00.SA.DR 389
I-00.SA.ESD 388
I-00.SA.ESD.EC 388
I-000.SA 385
I-00B.SA 385
I-00CF.SA 381
I-00CFR.SA 382
I-00D.SA 385
I-0C9.SA 385
I-1.SA 385
I-1.SA.ESD 388
I-10G.SA 386
I-119.SA 384
I-120A.SA 384
I-121.SA 384
I-122.SA 384
I-124.SA 385
I-152.S 390
I-15A.C 390
I-15AGW.C 390
I-15AGW.C.DN 389
I-2.SA 385
I-2.SA.ESD 388
I-2.SA.ESD.EC 388
I-2338 479
I-2339 479
I-242CFR.SA 382
I-242CPR.SA 382
I-246CFR.SA 383
I-248CF.SA 381
I-249CF.SA 381
I-249CFR.SA 383
I-249CPR.SA 383
I-251.SA 383
I-252.SA 383
I-259CF.SA 381
I-259CFR.SA 383
I-259CPR.SA 383
I-269CF.SA 381
I-29.SA 391
I-2A.SA 385
I-2A.SA.DN 389
I-2A.SA.DR 389
I-2A.SA.ESD 388
I-2AB.SA 385
I-2ABCFR.SA 382
I-2ABCPR.SA 382
I-2ACF.SA 381
I-2ACFR.SA 382
I-2ACPR.SA 382
I-2AMZ.SA 384
I-2AR.SA 386
I-2AXCFR.SA 382
I-2AXCPR.SA 382
I-2AXSVR.SA 382
I-3.SA 386
I-3.SA.DN 389
I-3.SA.DR 389
I-3.SA.ESD 388
I-310 478
I-310A 478
I-311 478
I-312 478
I-313 478
I-314 478
I-315 478
I-3C.SA 386
I-3C.SA.DN 389
I-3C.SA.DR 389
I-3C.SA.ESD 388
I-4.S 386
I-4.SA 386
I-4.SA.ESD 388
I-418 478
I-419 478
I-420 478
I-421 478
I-422 478
I-423 478
I-424 478
I-425A 478
I-426 478
I-436 478
I-4A.SA 386
I-4WFCPR.SA 383
I-5.S 386
I-5.SA 386
I-5.SA.DN 389
I-5.SA.DR 389
I-5.SA.ESD 388
I-51S.SA 386
I-572.SA 383
I-578.SA 383
I-582.SA 383
I-5A.SA 386
I-5A.SA.ESD 388
I-5AX.SA 387
I-5B.SA 386
I-5CF.SA 381
I-5CFR.SA 382
I-5CPR.SA 382
I-6.SA 386
I-649.SA 385
I-65A.SA 387
I-65A.SA.ESD 388

I-7.SA 386
I-7.SA.DN 389
I-7.SA.DR 389
I-7.SA.ESD 388
I-702A.CF 380
I-705.CF 380
I-707.CF 380
I-707A.CF 380
I-708.CF 380
I-709.CF 380
I-710.CF 380
I-71MZ.SA 384
I-72MZ.SA 384
I-73MZ.SA 384
I-7A.SA 386
I-7B.SA 386
I-7CFR.SA 382
I-7CPR.SA 382
I-A00CF 382
I-A242CF 382
I-A242CP 382
I-A246CF 383
I-A249CF 383
I-A249CP 383
I-A259CF 383
I-A259CP 383
I-A2ABCF 382
I-A2ABCP 382
I-A2ACF 382
I-A2ACP 382
I-A4WFCP 383
I-A5CF 382
I-A5CP 382
I-A7CF 382
I-A7CP 382
I-AA.SA 384
I-AA.SA.DN 389
I-AA.SA.ESD 388
I-ACM-Set 479
I-ACM10SM 478
I-ACM11SM 478
I-ACM16SM 478
I-ACM17SM 478
I-ACM18SM 478
I-ACM22SM 478
I-ACM24SM 478
I-ACM28SM 478
I-ACM2SM 478
I-ACM7SM 478
I-ACMH1 478
I-ACMH5 478
I-AM.BR 387
I-BON-102.ESD 519, 615
I-BON-102A.ESD 519, 615
I-BON-102B.ESD 519, 615
I-BON-102D.ESD 519, 615
I-BON-102F.ESD 519, 615
I-BON-102K.ESD 519, 615
I-BON-102S.ESD 519, 615
I-BON-102T.ESD 519, 615
I-BR-102.ESD 519, 615
I-BR-102B.ESD 519, 615
I-BR-102D.ESD 519, 615
I-BR-102F.ESD 519, 615
I-BR-102K.ESD 519, 615
I-BR-102S.ESD 519, 615
I-BR-102T.ESD 519, 615
I-CA102.ESD 519, 615
I-E351TX.ESD 436
I-E5140.ESD 436
I-E5141.ESD 436
I-E5142.ESD 436
I-E5150.ESD 437
I-E5151.ESD 437
I-E5152.ESD 437
I-E5160.ESD 437
I-E5161.ESD 437
I-E5162.ESD 437
I-E5233.ESD 437
I-E5246.ESD 438
I-E5247.ESD 438
I-E5250.ESD 438
I-E5291.ESD 438
I-E5340.ESD 437
I-E5341.ESD 437
I-E5342.ESD 437
I-E5350.ESD 437
I-E5351.ESD 437
I-E5352.ESD 437
I-E5540.ESD 437
I-E5541.ESD 437
I-E5542.ESD 437
I-E6011.ESD 438
I-E6012.ESD 438
I-E6013.ESD 439
I-E6014.ESD 439
I-E6021.ESD 439
I-E6022.ESD 439
I-E6023.ESD 439
I-E6024.ESD 439
I-E6041.ESD 439
I-F.SA 387
I-HANDLE-3 478
I-HANDLE-4 478
I-HANDLE-5A 478
I-HANDLE-6A 478
I-IT01401/10 553
I-IT01401/25 553
I-IT0140123/75 553
I-IT01402/10 553
I-IT01402/25 553
I-IT01403/10 553
I-IT01403/25 553
I-IT21050 561
I-IT36850 561
I-IT38040 561
I-IT38140 561
I-IT38540 561
I-IT41050 561
I-IT44070 561
I-IT48040 561
I-K5HP.SA 387
I-K6CF 380
I-M-3.SA 387
I-M-4.SA 387
I-MM.SA 384
I-SM100.SA 391
I-SM103.SA 391
I-SM103.SA.ESD 390
I-SM104.SA.ESD 390
I-SM107.SA 391
I-SM108.SA.ESD 390
I-SM110.SA 391
I-SM111.SA 391
I-SM115.SA 391
I-SM116.SA 391
I-SM117.SA 391
I-SS.SA 387
I-TEK.SCOPE-PLUS 538
I-TEK.TILT-PLUS 538
I-TEK.XY 538
I-WLC100 438
I-WLC125 438
IPA100 566
IPA200 566
IPA400H 566
JA-1335 46
JA-1605 46
JA-1615 46
JA-1635 46
JA-1645 46
JA-1655 46
JA-1708 47
JA-1738 47
JA-2102 43
JA-2112 43
JA-2142 43
JA-2942 43
JA-3020 48
JA-3030 48
JA-3045 47
JA-3055 47
JA-3100 48
JA-3110 48
JA-3510R 45
JA-3700R 45
JA-3800R 45
JA-3820R 45
JA-5042 43
JA-5302 44
JA-5322 44
JA-5342 44
JA-5352 44
JA-5362 44
JA-5372 44
JA-5462 44
JA-5492 44
JA-6418 47
JA-6468 48
JA-6498 48
JA-7100 46
JA-7108 45
JA-7118 45
JA-7128 46
JA-7158 45
JA-8102 49
JA-8201 94
JA-8202 49
JA-8303 49
JA-8709H 49
JA-8710M 49
JA-8711L 49
JA-9508 47
JA-9528 47
JA-9568 47
JA-9915 46
JA-9925 47
JA-9945 47
JA-9955 46
JA-9965 47
JA-9975 46
JA-9985 47
JBC-CD-2BQF 607
JBC-CD-2SQF 607
JBC-CP-2QF 607
JBC-DDRE-2B 607
JBC-DDSE-2QC 608
JBC-RMSE-2QE 608
JT-2ESD 185
K-001107 482
K-0020.16P.ESD 462
K-0020.17.ESD 460
K-0020.18.ESD 460
K-002015 464
K-0106.160 462
K-0106.190 462
K-0206.180 462
K-0206.200 462
K-0206.225 462
K-0306.160 463
K-0306.180 463
K-0306.200 463
K-1106.160 474
K-1211.180 474
K-121202.195 474
K-121206.195 474
K-121210.195 474
K-1221.180 474
K-1240.200 474
K-1242.195 474
K-1262.180 475
K-1426.160 474
K-2006.160 463
K-2206.160 463
K-2506.160 463
K-2526.160 463
K-2616.200 463
K-3016.160 463
K-3036.160 463
K-3412.130.ESD 460
K-3422.130.ESD 461
K-3432.130.ESD 461
K-3442.130.ESD 460
K-3452.130.ESD 461
K-3512.115.ESD 458
K-3522.115.ESD 458
K-3532.115.ESD 458
K-3542.115.ESD 458
K-6412.115.ESD 458
K-6432.120.ESD 458
K-6462.120.ESD 458
K-7006.125 464
K-7006.140 464
K-7006.160 464
K-7006.180 464
K-7026.160 464
K-7406.160 464
K-7406.180 464
K-7406.200 464
K-7406.250 464
K-7702.115.ESD 458
K-7702.120H.ESD 459
K-7702.135H.ESD 459
K-7712.115.ESD 459
K-7722.115.ESD 459
K-7732.115.ESD 459
K-7732.120H.ESD 460
K-7742.115.ESD 459
K-7752.115.ESD 459
K-7772.115.ESD 459
K-7803.125.ESD 457
K-7803.140.ESD 457
K-7813.125.ESD 457
K-7861.125.ESD 457
K-7861.140.ESD 457
K-7871.125.ESD 457
K-7902.120.ESD 461
K-7902.125.ESD 461
K-7922.120.ESD 461
K-7922.125.ESD 461
K-7932.125.ESD 461
K-7942.125.ESD 462
K-7942.125.Z.ESD 462
K-7952.125.ESD 462
K-7962.125.ESD 462
K-8501.250 482
K-8605.180 482
K-8605.250 482
K-8701.150 482
K-8701.180 482
K-8701.250 482
K-8701.300 482
K-8701.400 482
K-8701.560 482
K-8711.250 482
K-8741.250 482
K-8751.250 482
K-8801.180 483
K-8801.250 483
K-8801.300 483
K-8806.250 483
K-920878.ESD 377
K-920879.ESD 377
K-922761 378
K-922762 378
K-922869.ESD 377
K-922870.ESD 378
K-922871.ESD 378
K-922872.ESD 378
K-923764 378
K-923875.ESD 378
K-925874.ESD 378
K-926763 378
K-927877.ESD 378
K-9516.165 464
K-9516.200 464
K-9536.250 464
K-9536.280 464
K-974994 476
K-974995 476
K-975110.190 476
K-975112.200 476
K-975204.250 476
K-975205.250 476
K-975206.250 476
K-975208.250 476
K-975230.220 476
K-975233.220 476
K-975234.220 476
K-975235.220 476
K-975236.220 476
K-975237.220 476
K-975238.220 476
K-975250.220 476
K-975304.180 475
K-975308.190 475
K-975314.180 475
K-975906 476
K-9762.145A 475
K-9772.180 475
K-979017 477
K-979021 477
K-979022 477
K-979023 477
KDA15-1000 433
KDA15-2000 433
KDA40-1000 433
KDA40-1500 433
KDA80-1000 433
KDA80-1500 433
KDA80-2000 433
KDA80-2500 433
KDS1412P 527
KDS141P 527
KDS14TNP 527
KDS1512P 527
KDS16112P 527
KDS1612P 527
KDS161P 527
KDS16TNP 527
KDS1712P 527
KDS1812P 527
KDS181P 527
KDS18TNP 527
KDS1912P 527
KDS191P 527
KDS2012P 527
KDS201P 527
KDS20TNP 527
KDS2112P 527
KDS2212P 527
KDS221P 527
KDS22TNP 527
KDS2312P 527
KDS2512P 527
KDS260M 527
KDS260S 527
KDS301 526
KDS3012P 527
KDS660 527
KDS806V 526
KDS810S6 527
KDS816 527
KDS825 527
KDS830S6 527
KDS900 527
KDS901 527
KFR-1050 435
KH620N 350
KL-CTDS 430
KL-MCTDS5 430
KLK.1208 300
KLK.1208.D 300
KLK.1208K 300
KLK.1208R 300
KLK.1210 300
KLK.1210.D 300
KLK.1210K 300
KLK.1210R 300
KLT-12040147.ESD 308
KLT-D.3020.ESD 308
KLT-D.4030.ESD 308
KLT-D.6040.ESD 308
KLT-F.6040280.ESD 308
KLT-R.3020150.ESD 308
KLT-R.4030150.ESD 308
KLT-R.4030290.ESD 308
KLT-R.6040150.ESD 308
KLT-R.6040290.ESD 308
KR-45100 435
KT-120 346
KT-150 346
KT-180 346
LAK-02 612
LAK-03 612
LAK-03.ESD 612
LAK-04 612
LAK-04.ESD 612
LAK-05 612
LAK-05.ESD 612
LAK-06 612
LAK-06.ESD 612
LAK-08 612
LAK-08.ESD 612
LAK-09 612
LAK-09.ESD 612
LAK-10 612
LAK-10.ESD 612
LAK-12 612
LAK-12.ESD 612
LAK-13.ESD 612
LAK-15 612
LAK-15.ESD 612
LAK-19 612
LAK-19.ESD 612
LAK-25 612
LAK-25.ESD 612
LAK-50.ESD 612
LAP-04.1000 613
LAP-04.ESD 613
LAP-06.1000 613
LAP-06.ESD 613
LAP-08.1000 613
LAP-08.ESD 613
LAP-09.1000 613
LAP-10.1000 613
LAP-10.ESD 613
LAP-12.1000 613
LAP-12.ESD 613
LAP-14.1000 613
LAP-16.1000 613
LAP-16.ESD 613
LE-1260 92
LE-1261 92
LE-1262 92
LE-1985 92
LE-1988 93
LE-8058 91
LE-8060 92
LE-8061 91
LE-8062 92
LE-8067 93
LE-8075 92
LE-8076 92
LE-8078 92
LE-8080 93
LE-8081 93
LE-8082 91
LE-8095 92
LFFR400DB 567
LMC-01ESD 357
LMC-02ESD 357
LMC-04-DESD 357
LMC-04ESD 357
LMCK-2 357
LRM12P 570
LRM200D 570
LRM200DB 570
LU-10044 56
LU-10056 56
LU-10084 57
LU-10174 56
LU-10474 57
LU-20044 56
LU-20056 56
LU-20084 57
LU-20104 57
LU-20126 57
LU-20166 56
LU-20174 56
LU-20266 56
LU-20277 56
LU-20366 56
LU-20367 56
LU-20374 56
LU-20384 57
LU-20387 57
LU-20394 57
LU-20404 57
LU-20474 57
LU-20477 56
LU-30066 56
LU-30076 56
LU-30146 57
LU-30476 57
MA 349
MA2 349
MBS-002 542
MBS-002. 544
MC-Flex 541
MC-TS 542
MC-Uni 542
MCF-001 542
MCF200 570
MCF400 570
MCH-001 542
MCH-002 542
MCO-002 542
MCO-004 542
MCO-006 542
MCO-008 542
MCO-010 542
MCS-005 542
ME-Flex 543
ME-TS 543
ME-Uni 543
MEF-001 544
MEFS-001 544
MEH-001 544
MEI-001 543
MEO-002 544
MEO-004 544
MEO-006 544
MEO-006SL 544
MEO-008 544
MEO-010 544
MEO-015 544
MEO-020 544
MEO-025 544
MEO-026 544
MEO-027 544
MES-005 544
MF-005 544
MH 350
MHD-001 544
MHM140 540
MLC-405PG-ESD 349
MLCT-605PG-ESD 349
MO-288.22D 206
MO-288.22G 206
MO-288.22N 206
MO-288.80 206
MO-288.BKEY 206
MO-288.Cable 206
MO-288B 206
MS 350
MS-002 543
MS-003 543
MY 350
NET-2ESD 341
NI-010065 477
NI-010070 477
NI-010075 477
NI-010079 477
NI-010131 477
NSB-10 435
NSB-12 435
NSB-14 435
NSB-17 435
NSB-20 435
NSB-23 435
NSB-26 435
NSB-30 435
NSCP400H 573
NSR-10 435
NSR-12 435
NSR-14 435
NSR-17 435
NSR-20 435
NSR-23 435
NSR-26 435
NSR-30 435
NT-500ESD 343
OODSA 396
OOSA 396
OOSA-SL 396
P-00BSA 372
P-00CSA 372
P-00DSA 372
P-00DSA.ESD 371
P-00SA 372
P-00SA.ESD 371
P-0ASA 372
P-0SA 372
P-0SA.ESD 371
P-102SA 374
P-103SA 374
P-104SA 374
P-105SA 374
P-106SA 374
P-107SA 374
P-108SA 374
P-109SA 374
P-110SA 374
P-111SA 374
P-13SSA 373
P-150/1.5SA 373
P-151SA 373
P-19SA 373
P-1SA 372
P-1SA.ESD 371
P-231SA 373
P-26SA 373
P-27SA 373
P-2ABSA 372
P-2ASA 372
P-2ASA.ESD 371
P-2SA 372
P-2SA.ESD 371
P-35ASA 373
P-38SA 374
P-3CSA 372
P-3CSA.ESD 371
P-3SA 372

P-3SA.ESD 371
P-4ASA 372
P-4SA 372
P-578SA 374
P-5ASA 372
P-5BSA 372
P-5CSA 373
P-5SA 372
P-5SA.ESD 371
P-65ASA 373
P-7ASA 373
P-7ASA.ESD 371
P-7BSA 373
P-7ESA 373
P-7SA 373
P-7SA.ESD 371
P-AASA 374
P-AASA.ESD 371
P-ACSA 374
P-ASA 373
P-DS2500-AB.ESD 610
P-DS2500-K.ESD 610
P-DS2500.ESD 610
P-DS25002-B.ESD 610
PCB025 560
PCM250ML 574, 611
PCS250ML 574, 612
PF-1000 623
PG1-0.D 399
PG1-1.D 399
PG1-2.D 399
PG1-3.D 399
PG1-4.D 399
PG1-5.D 399
PG2-0.D 399
PG2-1.D 399
PG2-1/75.D 399
PG2-2.D 399
PG2-2/100.D 399
PG2-2/150.D 399
PG2-2/75.D 399
PG3-0.D 399
PG4-0.D 399
PG4-0X.D 399
PG4-1.D 399
PG4-2.D 399
PG4-3.D 399
PG4-4.D 399
PG4-5.D 399
PG5-0.D 399
PG5-0X.D 399
PG5-1.D 399
PG5-2.D 399
PG5-3.D 399
PG5-4.D 399
PG5-5.D 399
PLCC-32 447
PLCC-44 447
PLCC-52 447
PLCC-68 447
PLCC-84 447
PN-20-M.D 443
PN-2001.D 444
PN-2002-M.D 443
PN-2002-PM.D 444
PN-2002.D 444
PN-2003.D 444
PN-2004.D 444
PN-2005.D 444
PN-2006.D 444
PN-2007.D 444
PN-2008.D 444
PN-2015.D 444
PN-2016.D 444
PN-2017.D 444
PN-2018.D 444
PN-5001.D 444
PN-5002.D 444
PN-5003.D 444
PN-5004.D 444
PN-5005.D 444
PN-5006.D 444
PN-5007.D 444
PN-5008.D 444
PN-5025-Z.D 444
PN-5025.D 444
PN-5040/7.D 446
PN-5050.D 447
PN-5050/10.D 447
PN-5050/14.D 447
PN-5050/15.D 447
PN-5050/16.D 447
PN-5050/17.D 447
PN-5050/19.D 447
PN-5050/21.D 447
PN-5050/25.D 447
PN-5050/3.D 447
PN-5050/36.D 447
PN-5050/37.D 447
PN-5050/38.D 447
PN-5050/4.D 447
PN-5050/46.D 447
PN-5050/47.D 447
PN-5050/49.D 447
PN-5050/53.D 447
PN-5050/54.D 447
PN-5050/6.D 447
PN-5050/60.D 447
PN-5050/7.D 447
PNB-2005.D 445
PNB-2006.D 445
PNB-2007.D 445
PNB-2015.D 445
PNB-2016.D 445
PNB-2017.D 445
PNG-5000.D 446
PNI-5000.D 446
PNI-5015.D 446
PNR-30.D 445
PNR-5000.D 446
PNR-5010.D 446
PoSy-80S 434
PoSy-80W 434
PoSy3D-Box 434
PoSy80-3D 434
PPR-5001.D 446
PPR-5002.D 446
PPR-5003.D 446
PS1001A 609
PS2001A 609
PS200A 609
PTR-30-C.D 445
PTR-30-L.D 446
PUC400 574
RK-QT109.ESD 295
RK-QT1509.ESD 295
RK-QT209.ESD 295
RK-QT214.ESD 295
RK3109.ESD 295
RK31509.ESD 295
RK3209.ESD 295
RK3214.ESD 295
RK4109.ESD 295
RK41509.ESD 295
RK4209.ESD 295
RK4214.ESD 295
RK5109.ESD 295
RK51509.ESD 295
RK5209.ESD 295
RK5214.ESD 295
RK6109.ESD 295
RK61509.ESD 295
RK6209.ESD 295
RK6214.ESD 295
RL-120 347
RL-150 347
RL-180 347
RR-ESD 284, 342
RRS05L 578
RRT-ESD 284, 342
RS1-20410.ESD 360
RS1-20413.ESD 360
RS1-20510.ESD 360
RS1-20513.ESD 360
RS1-20610.ESD 360
RS1-20613.ESD 360
RS1-25410.ESD 360
RS1-25413.ESD 360
RS1-25510.ESD 360
RS1-25513.ESD 360
RS1-25610.ESD 360
RS1-25613.ESD 360
RS1-F410.ESD 361
RS1-F413.ESD 361
RS1-F510.ESD 361
RS1-F513.ESD 361
RS1-F610.ESD 361
RS1-F613.ESD 361
RS1-FH 361
RS1A-20410.ESD 361
RS1A-20413.ESD 361
RS1A-20510.ESD 361
RS1A-20513.ESD 361
RS1A-20610.ESD 361
RS1A-20613.ESD 361
RS1A-25410.ESD 361
RS1A-25413.ESD 361
RS1A-25510.ESD 361
RS1A-25513.ESD 361
RS1A-25610.ESD 361
RS1A-25613.ESD 361
RST250ML 574
RX7490 466
RX7590 466
RX7890 466
RX7891 466
RX7892 467
RX7893 467
RX8130 465
RX8131 465
RX8132 465
RX8140 465
RX8141 465
RX8142 465
RX8143 465
RX8144 465
RX8145 465
RX8146 465
RX8147 465
RX8148 465
RX8149 465
RX8150 465
RX8151 465
RX8152 465
RX8160 465
RX8161 465
RX8162 465
RX8211 465
RX8233 466
RX8234 466
RX8237 466
RX8247 466
RX8248 466
S-004 547
S-005VECE 547
S-008 547
S-009 547
S-010 547
S-015 547
S-016 547
S-017 547
S-018 547
S-019 547
S-024 547
S-201 547
S-202 547
S-203 547
S-206 547
S-207 547
SA21A 609
SA21A1 609
SAP-507ESD 346
SAP-710ESD 346
SAP-715ESD 346
SBU000 560
SC4003ERP250G 578
SCH050 560
SCK000 561
SCO200D 571
SCP03B 570
SCP26G 570
SCR100T 563
SF-30.D 472
SFF-30.D 472
SGA01K 571
SGA20S 571
SGB01K 571
SGB200D 571
SGB20S 571
SGB35SL 571
SGL100G 569
SGL10G 569
SGL50G 569
SH-120ESD 346
SH-150ESD 346
SH-180ESD 346
SI-12010 51
SI-12025 51
SI-12026 50
SI-12027 51
SI-12109 51
SI-12146 50
SI-12156 50
SI-12157 50
SI-12190 52
SI-12192 52
SI-12192R 52
SI-12194 51
SI-12196 52
SI-12225 50
SI-12327M 50
SI-12327W 50
SI-52124 53
SI-52125 53
SI-52135 54
SI-52137 53
SI-52156-113 53
SI-52156-153 53
SI-52157 53
SI-52162M 54
SI-52173 54
SI-52175 54
SI-52184 53
SI-52185 53
SI-52190 52
SI-52204 54
SI-52236 53
SI-52236-XL 53
SI-52342 52
SI-52343 52
SI-52357 51
SI-52363 52
SI-52371 52
SI-52374 53
SI-52375 52
SI-52378 53
SI-52385 52
SI-52520 54
SI-52520-XL 54
SI-52523 54
SI-52523-XL 54
SI-52524 54
SI-52524-XL 54
SI-52704 54
SI-52704-XL 54
SI-52772-XL 54
SI-52774-XL 54
SI-52933M 51
SI-52933W 51
SI-99360 94
SI-99372 94
SI-99520 55
SI-99522-XL 55
SI-99525 55
SI-99527-XL 55
SI-99530 55
SI-99532-XL 55
SI-99534 55
SI-99536-XL 55
SI-99610 55
SK1.ESD 298
SK1.SF 298
SK2.ESD 298
SK2.SF 298
SK2L.ESD 298
SK3.ESD 298
SK3.SF 298
SK3L.ESD 298
SK4.ESD 298
SK4.SF 298
SK4H.ESD 298
SK4H.SF 298
SK5.ESD 298
SK5.SF 298
SK5H.ESD 298
SK5H.SF 298
SKC-LB0725S 429
SKC-LB1025S 429
SKC-P25W 429
SKC-P50W-S 429
SKC-PTA-BS12-ESD 428
SKC-PTA-BS12S1-ESD 428
SKC-PTA-BS20-ESD 428
SKC-PTA-BS30-ESD 428
SKC-PTA-BS45-ESD 428
SKD-B100L-ESD 423
SKD-B100LS4-ESD 423
SKD-B103L-ESD 423
SKD-B103LS4-ESD 423
SKD-BE203L-ESD 426
SKD-BE203LS5-ESD 426
SKD-BE203LS6-ESD 426
SKD-BE203LS7-ESD 426
SKD-BE207L-ESD 426
SKD-BE210L-ESD 426
SKD-BE210P-ESD 426
SKD-BE512L-ESD 426
SKD-BE512LF-ESD 426
SKD-BE512P-ESD 426
SKD-BE512PF-ESD 426
SKD-BE517LF-ESD 426
SKD-BE517PF-ESD 426
SKD-BE519L-ESD 426
SKD-BE519P-ESD 426
SKD-BE830L-ESD 427
SKD-BE830LF-ESD 427
SKD-BE830P-ESD 427
SKD-BE830PF-ESD 427
SKD-BE850L-ESD 427
SKD-BE850P-ESD 427
SKD-BK9120L-ESD 425
SKD-BK9120P-ESD 425
SKD-BK960L-ESD 425
SKD-BK960P-ESD 425
SKD-BK990L-ESD 425
SKD-BK990P-ESD 425
SKD-BN203L-ESD 423
SKD-BN203LS5-ESD 423
SKD-BN203LS6-ESD 423
SKD-BN203LS7-ESD 423
SKD-BN207L-ESD 423
SKD-BN210L-ESD 423
SKD-BN512L-ESD 424
SKD-BN512LF-ESD 424
SKD-BN512LS-ESD 424
SKD-BN512P-ESD 424
SKD-BN512PF-ESD 424
SKD-BN517LF-ESD 424
SKD-BN517PF-ESD 424
SKD-BN519L-ESD 424
SKD-BN519P-ESD 424
SKD-BN830L-ESD 425
SKD-BN830LF-ESD 425
SKD-BN830P-ESD 425
SKD-BN830PF-ESD 425
SKD-BN850L-ESD 425
SKD-BN850P-ESD 425
SKD-RBK120L-ESD 428
SKD-RBK120P-ESD 428
SKD-RBK180L-ESD 428
SKD-RBK180P-ESD 428
SKD-RBK250L-ESD 428
SKD-RBK250P-ESD 428
SKD-RBK350L-ESD 428
SKD-RBK350P-ESD 428
SKD-RBK60L-ESD 428
SKD-RBK60P-ESD 428
SKD-RBK90L-ESD 428
SKD-RBK90P-ESD 428
SKP-12HL 429
SKP-32BC-60W 430
SKP-40B-HL-800 430
SKP-40B-HLN 430
SKP-BC40HL-800.V3.0 430
SKP-BC40HL-800.V3.1 430
SKP-BC40HLN-V3.0 430
SKP-BC40HLN-V3.1 430
SKP-BE32HLN 430
SKT-CG30-ESD 429
SKT-CG50-ESD 429
SKT-CG70-ESD 429
SKT-KL-TCG 429
SKZ-A29096 431
SKZ-A29097 431
SKZ-KB-1-ESD 431
SKZ-KB-2-ESD 431
SKZ-KB-3-ESD 431
SKZ-KC-22A 431
SKZ-KC-2S 431
SKZ-KC-6S 431
SKZ-KC-7S 431
SKZ-KC-9S 431
SKZ-KH-2 431
SKZ-KH-4 431
SKZ-KH-5 431
SKZ-KH-6 431
SKZ-KH-7 431
SKZ-KL-1 431
SKZ-KL-2 431
SKZ-KL-3B 431
SKZ-KL-SSBN 430
SKZ-KTM-15 434
SKZ-KTM-150 434
SKZ-KTM-250 434
SKZ-KW-1 431
SKZ-KW-3 431
SKZ-KW-4 431
SKZ-LG-10S 431
SKZ-LG-11S 431
SKZ-LG-12S 431
SKZ-LG-13S 431
SKZ-LG-15S 431
SKZ-LG-8S 431
SKZ-PG-11S 431
SKZ-PG-12S 431
SKZ-PG-8S 431
SKZ-RW-3 430
SKZ-TW-06R 430
SKZ-TW-1R 430
SM15748BK 611
SMA10SL 570
SMF12P 615
SMFL200D 570
SOB01K 571
SOB200D 571
SPA100 561
SPR-150 346
SPR-180 346
SRI400H 566
SSS500ML 569
SSW100 569
ST-1200/0600 433
ST-1200/0800 433
ST-1200/1000 433
ST-5.LED 370
ST-5S 370
ST5-IT-T 370
ST5-IT-TSHP 370
STA250D 563
STI200 561
SU-8 375
SW.40-1-5.ESD 614
SW.40-2-10.ESD 614
SW.40-2-5.ESD 614
SW.40-3-10.ESD 614
SW.40-3-5.ESD 614
SW.40-4-10.ESD 614
SW.40-4-5.ESD 614
SW.50-2-100.ESD 614
SW.50-3-100.ESD 614
SW.50-4-100.ESD 614
SW.60-1-10.ESD 614
SW.60-1-5.ESD 614
SW.60-2-10.ESD 614
SW.60-2-5.ESD 614
SW.60-3-10.ESD 614
SW.60-3-5.ESD 614
SW.60-4-10.ESD 614
SW.60-4-5.ESD 614
SW.60-5-10.ESD 614
SW.60-5-5.ESD 614
SW.80-1-10.ESD 614
SW.80-1-5.ESD 614
SW.80-2-10.ESD 614
SW.80-2-5.ESD 614
SW.80-3-10.ESD 614
SW.80-3-5.ESD 614
SW.80-4-10.ESD 614
SW.80-4-5.ESD 614
SW.80-5-10.ESD 614
SW.80-5-5.ESD 614
SWA400H 566
SWAS05L 568
SWAT05L 566
SWI100 561
SWI400 561
SX45 547
SX45-DO8.0 547
SX45-TR 547
SX45BS 547
SX45BS-DO8.0 547
SX45BS-TR 547
SZ-CP4000 78
SZ-CP4100 78
SZ-CP4100B 78
SZ-CP4300 78
SZ-CP4360 78
SZ-CP4380 78
SZ-SK40 78
SZ-SK50 78
SZ-SK60 78
SZ-VD1000 78
SZ-VD1010 78
SZ-VD1060 78
SZ-VD1100 79
SZ-VD1200 79
SZ-VD1400 79
SZ-VD1410 79
SZ-VD1460 79
SZ-W100 79
SZ-W105 79
SZ-W120 79
SZ-W125 79
SZ-W130 79
SZ-W135 79
SZ-WG58 79
SZ-WG78 79
SZ-WG80 80
TAS-605ESD 343
TBS20S 575
TCOR75S 576
TCRGUN 576
TCT-49 355
TDB-49 355
TED809-49 355
TED811-49 355
TED815-49 355
TED818-49 355
TH-120ESD 346
TH-150ESD 346
TH-180ESD 346
TIL850 357
TNL1200 357
TNL1200P 357
TNL500W 356
TNL900 357
TNLPR
TP-30.D 442
TP-5000/15.D 445
TP-507ESD 346
TP-510ESD 346
TP-515ESD 346
TP-6000 485
TP-6000-15 485
TP-710ESD 346
TP-712ESD 346
TP-715ESD 346
TP-718ESD 346
TP-915ESD 346
TP-918ESD 346
TPH-712ESD 346
TPH-715ESD 346
TPH-718ESD 346
TPH-915ESD 346
TPH-918ESD 346
TPP 484
TPP-Set 485
TPP-TP6000 485
TPP-TP6000-15 485
TPP-TR6000 485
TPP-TR6000-10 485
TPP-TR6000-13 485
TPP-TR6000-15 485
TPP-TR6000PR 485
TPP-TR6000R 485
TPP-TS6000 485
TPR14-001 356
TPR14-010 356
TPR17-001 356
TPR17-010 356
TPR3-001 355
TPR4-001 356
TPR4-003 356
TPR4-004 356
TPR4-005 356
TPR7-001 356
TPR7-003 356
TPR7-008 356
TPR9-001 356
TPR9-003 356
TPR9-010 356
TR-20-50-M.D 443
TR-20-M-A.D 443
TR-20-M.D 443

DPV ELEKTRONIK

TR-20-SM.D 443
TR-20-TM.D 443
TR-20-VM.D 443
TR-25-15-L.D 440
TR-25-15.D 440
TR-25-50.D 440
TR-25-A.D 440
TR-25-L-25-A.D 440
TR-25-L-A.D 440
TR-25-P-A.D 443
TR-25.D 440
TR-30-15-V.D 441
TR-30-15.D 441
TR-30-58-A.D 440
TR-30-58-R-A.D 441
TR-30-58-R.D 441
TR-30-58.D 440
TR-30-A.D 440
TR-30-T.D 441
TR-30-V.D 441
TR-30.D 440
TR-5000-A.D 442
TR-5000-P-A.D 442
TR-5000-PG.D 442
TR-5000-PR-A.D 442
TR-5000-R-A.D 442
TR-58-A.D 441
TR-58-R-A.D 441
TR-58-R.D 441
TR-58.D 441
TR-6000 485
TR-6000-10 485
TR-6000-13 485
TR-6000-15 485
TR-6000-PR 485
TR-6000-R 485
TRE-03-AB.D 440
TRE-03-NB.D 440
TRHA-408ESD 341
TRHA-410ESD 341
TRHA-508ESD 341
TRHA-510ESD 341
TRR-5000-A.D 442
TRR-58-A.D 441
TRR-58-B.D 441
TRR-58-G.D 441
TRR-58.D 441
TRTA-4082ESD 341
TRTA-4102ESD 341
TRTA-4104ESD 341
TRTA-5082ESD 341
TRTA-5102ESD 341
TRTA-5104ESD 341
TS-30.D 442
TS-6000 485
TS-605ESD 343
TS1756-8S 563
TSR-6000 485
TSR-6000-15 485
TT-10060-ESD 352
TT-10075-ESD 352
TT-10090-ESD 352
TT-12060-ESD 352
TT-12075-ESD 352
TT-12090-ESD 352
TT-15060-ESD 352
TT-15075-ESD 352
TT-15090-ESD 352
TT-18060-ESD 352
TT-18075-ESD 352
TT-18090-ESD 352
TT-20060-ESD 352
TT-20075-ESD 352
TT-20090-ESD 352
TTP400-49 355
TTP790-49 355
U759.00 406
ULS12P 568
ULS200D 568
ULS400D 568
ULS400DB 568
UP-20066 58
UP-20666 58
UP-21076 58
UP-21086 58
UP-21096 58
UP-21106 58
UP-21226 58
UR5041K5K 578
UR5041RP250G 578
UR5044K5K 578
UR5044RP250G 578
UR5048K5K 578
UR5048RP250GE 578
UR5097K5K 578
UR5097RP250G 578
UR5528K5K 578
UR5528RP250G 578
UR5547RP500G 578
UR5608RP250G 578
UX-65658 74
UX-65902 73
UX-65938 73
UX-65958 73
UX-65972 74
UX-65988 74
UX-65992 74
UX-68342 75
UX-68362 74
UX-68372 74
UX-68428 74
UX-68438 74
UX-68468 74
UX-68488 74
UX-69062 75
UX-69078 75
UX-69362 75
UX-69378 75
UX-69462 75
UX-69478 75
UX-84262 76
UX-84272 76
UX-84282 76
UX-84698 76
UX-85428 74
UX-85438 74
UX-85608 73
UX-85618 73
UX-94908 76
UX-95158 76
UX-95188 76
UX-95348 76
UX-95538 75
UX-95548 75
UX-95598 75
UX-95608 75
UX-95798 76
VECE-VF-WIFI. 546
VECE-VIFO-V7. 546
VECE-VIFO-V8 540
VECE0134 540
VECE0138 540
VECE022.ESD 540
WB-1212CT-ESD 348
WB-804ST-ESD 348
WB-815C-ESD 347
WB-815EL-ESD 348
WB-815ESD 347
WB-818C-ESD 347
WB-818EL-ESD 348
WB-818ESD 347
WBP05LS 574
WE-1013ESD 414
WE-1013ESD/11SB 415
WE-1013ESD/20SB 415
WE-1013ESD/21SB 415
WE-1460ESD 413
WE-1550ESD.PH00x60 412
WE-1550ESD.PH0x60 412
WE-1550ESD.PH1x80 412
WE-1555ESD.PZ0x60 412
WE-1555ESD.PZ1x80 412
WE-1567ESD.TX4x40 412
WE-1567ESD.TX5x40 412
WE-1567ESD.TX6x40 412
WE-1569ESD.SW5.0x60 413
WE-1569ESD.SW5.5x60 413
WE-1578A-ESD1.2x40 413
WE-1578A-ESD1.5x40 413
WE-1578A-ESD1.8x60 413
WE-1578A-ESD2.0x60 413
WE-1578A-ESD2.5x80 413
WE-1578A-ESD3.0x80 413
WE-1578A-ESD3.5x80 413
WE-1578A-ESD4.0x80 413
WE-1578A/6-ESD 413
WE-7440ESD 413
WE-7441ESD 413
WE-800/9C-1.5x44 414
WE-800/9C-2.0x44 414
WE-800/9C-3.0x44 414
WE-811/1-ESD 413
WE-811/1-ESD/10 415
WE-813R-ESD 414
WE-816R-ESD 414
WE-816R-ESD/60 415
WE-840/9C-SW1.5x44 414
WE-840/9C-SW2.0x44 414
WE-851/9-1.8PH00x44 414
WE-851/9-1.8PH00x64 414
WE-851/9-1.8PH0x44 414
WE-851/9-1.8PH0x64 414
WE-851/9-2.0PH0x44 414
WE-851/9-2.2PH0x64 414
WE-851/9-3.0PH1x44 414
WE-851/9-3.0PH1x64 414
WE-867/9C.10IPx44 414
WE-867/9C.1IPx44 414
WE-867/9C.2IPx44 414
WE-867/9C.3IPx44 414
WE-867/9C.4IPx44 414
WE-867/9C.4IPx64 414
WE-867/9C.5IPx44 414
WE-867/9C.5IPx70 414
WE-867/9C.6IPx44 414
WE-867/9C.8IPx44 414
WE-867/9C.8IPx70 414
WE-867/9C.TX1x44 415
WE-867/9C.TX2x44 415
WE-867/9C.TX3x44 415
WE-867/9C.TX4x44 415
WE-867/9C.TX4x64 415
WE-867/9C.TX5x44 415
WE-867/9C.TX5x64 415
WE-867/9C.TX6x44 415
WE-867/9C.TX6x64 415
WE-867/9C.TX7x64 415
WE-867/9C.TX8x44 415
WE-867/9C.TX8x64 415
WPB1 610
WTR-140ESD 342
WZA-20310-M 361
WZA-20313-M 361
WZA-20410-M 361
WZA-20413-M 361
WZA-20510-M 361
WZA-20513-M 361
WZA-20610-M 361
WZA-20613-M 361
WZA-20810-M 361
WZA-20813-M 361
WZA-25310-M 362
WZA-25313-M 362
WZA-25410-M 362
WZA-25413-M 362
WZA-25510-M 362
WZA-25513-M 362
WZA-25610-M 362
WZA-25613-M 362
WZA-25810-M 362
WZA-25813-M 362
WZA-30310-M 362
WZA-30313-M 362
WZA-30410-M 362
WZA-30413-M 362
WZA-30510-M 362
WZA-30513-M 362
WZA-30610-M 362
WZA-30613-M 362
WZA-30813-M 362
WZG-20310-M 361
WZG-20313-M 361
WZG-20410-M 361
WZG-20413-M 361
WZG-20510-M 361
WZG-20513-M 361
WZG-20610-M 361
WZG-20613-M 361
WZG-20810-M 361
WZG-20813-M 361
WZG-25310-M 362
WZG-25313-M 362
WZG-25410-M 362
WZG-25413-M 362
WZG-25510-M 362
WZG-25513-M 362
WZG-25610-M 362
WZG-25613-M 362
WZG-25810-M 362
WZG-25813-M 362
WZG-30310-M 362
WZG-30313-M 362
WZG-30410-M 362
WZG-30413-M 362
WZG-30510-M 362
WZG-30513-M 362
WZG-30610-M 362
WZG-30613-M 362
WZG-30810-M 362
WZG-30813-M 362
Z-10030-M 362
Z-10040-M 362
Z-10050-M 362
Z-10060-M 362
Z-10080-M 362
Z-13030-M 362
Z-13040-M 362
Z-13050-M 362
Z-13060-M 362
Z-13080-M 362
Z36.0120.04 456
Z36.0145.04 456
Z36.1120.04 456
Z37.0120.04 456
Z38.0120.04 456
Z40.1115.04 455
Z40.3115.04 455
Z40.4115.04 455
Z41.1115.04 455
Z41.3115.04 455
Z41.4115.04 455
Z43.1115.04 455
Z44.1115.04 455
Z44.3115.04 455
Z46.1115.04 455
Z47.1110.04 455
Z47.2115.04 455
Z99000104.ESD 455
ZP.01014130 376
ZP.06014130 376
ZP.07114130 376
ZP.09014135 376
ZP.11014120 376
ZP.15014120 376
ZP.16014110 376
ZP.18014110 376
ZP.20114120 377
ZP.20214120 377
ZP.24014120 377
ZP.25214120 377
ZP.46014145 376
ZP.50014117 377
ZP99014002.ESD 377

abeba

Cleanroom ... 555–557
ESD occupational and safety footwear ... 27–42
Heel grounders and overshoes ... 97

AF

Cleaning ... 560–561, 563

atlas

ESD occupational and safety footwear ... 67–72

BAAK

ESD occupational and safety footwear ... 86–90

Bama

ESD occupational and safety footwear ... 95

BATA INDUSTRIALS

ESD occupational and safety footwear ... 83–85, 94

BERNSTEIN

Assembly stands ... 516–518

bimos

Cleanroom ... 557–559
Work swivel chairs ... 170–181, 185

BIRKENSTOCK PROFESSIONAL

ESD occupational and safety footwear ... 24–26

Blickle

ESD Wheels and castors ... 365–368

cab

Off-cut remover ... 494–495
PCB holders ESD ... 320–321
PCB magazines ESD ... 326–327
PCB separators ... 488–494

Chemtronics

... 615–616
Cleaning ... 568
Desoldering braids ... 614
Protective lacquers ... 574
Solder stop masks ... 612

CK

Accessories for soldering ... 609
Other tools ... 479–480
Pliers ... 448–454
Precision tweezers ... 392–395
Processing tools ... 485
Screwdrivers ... 400–403
Stripping / crimping ... 473–474
Tweezers ... 375

daylight

Magnifier lamps ... 533–535
Workstation lighting ... 528–529

delvo

Electric screwdrivers ... 432

DESCO EUROPE

Measurement and test equipment ... 195

DPV ELEKTRONIK

Cleaning ... 158
Cleaning ... 562
Cleanroom ... 554–555
Containers ... 281–282, 284–286
ESD Services ...
ESD Workplace accessories ... 226
ESD occupational and safety footwear ... 19–23
Heel grounders and overshoes ... 96–99
Measurement and test equipment ... 186–188
Packaging ... 250, 252, 255, 257
Parting inserts and partitions / interlayers ... 310–317
Personnel grounding systems ... 139–141
Shelf racks ... 360–361
Trainings and workshops ... 13–16
Transport / shelf trolleys ... 328–334
Work swivel chairs ... 162–168, 185
Workwear ... 102–119, 121–127, 130–135

ELECTROLUBE THE SOLUTIONS PEOPLE

... 615
Cleaning ... 561, 563, 566–569
Contact / Mechanical greasing ... 571
Maintenance aids ... 569–570
Potting compounds ... 576–578
Protective lacquers ... 573–574
Solder stop masks ... 611–612
Thermally conductive products ... 575–576

ELTEN

ESD occupational and safety footwear ... 59–66, 94

Erem COOPER Hand Tools

Handling systems ... 486
Pliers ... 467–472
Pneumatic cutter ... 483–484
Precision tweezers ... 395–399

ergolastec soft footing

Table and floor coverings ... 155

ESCHENBACH

Inspection systems ... 549
Magnifier lamps ... 537
Magnifiers ... 550–552

FELDER

Accessories for soldering ... 610
Desoldering braids ... 614
Solder ... 628–630
Solder pastes ... 631

fetra Transportgeräte

ESD Workplace accessories ... 227
Transport / shelf trolleys ... 335–340

FLO PAINTER INC.

Dispensing equipment ... 523–524

nora

Table and floor coverings ... 147

FTG safety shoes

ESD occupational and safety footwear ... 81–82

ideal-tek

Cleaning ... 561
Cleanroom ... 553
Inspection systems ... 538
Other tools ... 478–479
Pliers ... 436–439
Precision tweezers ... 380–391

jalas

ESD occupational and safety footwear ... 43–49, 94

JBC

JBC ... 607–608

Kahnetics COOPER Hand Tools

Dispensing equipment ... 526–527

KERN

Component counting balances ... 498–501
Inspection systems ... 548–549

KILEWS

Electric screwdrivers ... 423–430
Screw separating units ... 435
Torque measurement instruments ... 434

KNIPEX

Other tools ... 482–483
Pliers ... 457–464
Precision tweezers ... 377–378
Stripping / crimping ... 474–477

HANS KOLB

Containers ... 261–264
Packaging ... 259–260

LEISTER

Hot-air devices ... 609

LEMAITRE

ESD occupational and safety footwear ... 91–93

Licefa

Containers ... 265–281, 283, 287–291
ESD Workplace accessories ... 223

LINDSTROM

Pliers ... 465–467

LUPOS

ESD occupational and safety footwear ... 56–57

LUXO

Magnifier lamps ...
Workstation lighting ... 529

WOLY since 1931

ESD occupational and safety footwear ... 95

OLAMEF

Component processing ... 504, 506, 508–511
Cut-off saw ... 511

PIERGIACOMI

Accessories for soldering ... 610
Off-cut remover ... 496
Pliers ... 440–447
Pneumatic cutter ... 484–485
Screwdrivers ... 399
Stripping / crimping ... 472–473
Tweezers ... 371–375

raaco

Containers ... 293–296

SCS

Measurement and test equipment ... 192–194

Sievi

ESD occupational and safety footwear ... 50–55, 94

SIMCO ION

Ionizing equipment ... 208–211, 213
Measurement and test equipment ... 204, 206

STEITZ SECURA

ESD occupational and safety footwear ... 78–80

TRESTON

Containers ... 284, 291–293, 297, 299
Shelf racks ... 360
Transport / shelf trolleys ... 341–344
Work swivel chairs ... 169–170
Workstations ... 346–359

U-Power Don't worry... be happy!

ESD occupational and safety footwear ... 58

LUTZ

Containers ... 297, 304–305
PCB holders ESD ... 321

uvex

ESD occupational and safety footwear 73–76
Workwear 115–116

viasit

Work swivel chairs 169

Vision ENGINEERING

Inspection systems 537, 540–547

Vision LUXO

Magnifier lamps 530–532

Waldmann

Magnifier lamps 535–536
System workstation lighting 530
Workstation lighting 528

WALTHER FALTSYSTEME

Containers 301

Weller COOPER Hand Tools

. 614
Accessories for soldering 609–610
Solder fume extraction 618–619, 626
Solder stop masks 611
Weller 580–606

Weller FT FILTER SYSTEMS

Solder fume extraction 619–625

Wera

Screwdrivers 412–415

wez SUISSE

Containers 266–267, 302–303
PCB holders ESD 322–324
Parting inserts and partitions / interlayers 318

wiha

Bit inserts 416–418
Other tools 481
Pliers 455–456
Precision tweezers 376–377
Screwdrivers 403–412
Torque screwdrivers 419–422

EPA requirements according to DIN EN 61340-5-1

ESD control element	Product qualification[a]		Verification of the observance[b]	
	Test method	Thresholds[c]	Based on test method	Thresholds[c]
Work surfaces, storage racks and transport trolleys[g]	IEC 61340-2-3	$R_{gp} < 1 \times 10^9\ \Omega$ $R_{p\text{-}p} < 1 \times 10^9\ \Omega$	IEC 61340-2-3	$R_g < 1 \times 10^9\ \Omega$
Connection point of the wrist strap				$R_g < 5 \times 10^6\ \Omega$
Floor covering	IEC 61340-4-1[d,e]	$R_{gp} < 1 \times 10^9\ \Omega$	IEC 61340-4-1	$R_g < 1 \times 10^9\ \Omega$
Ionization	IEC 61340-4-7	Decay (1000 V to 100 V and -1000 V to -100 V) < 20 s or offset voltage defined by user < ± 35 V	IEC 61340-4-7	Decay (1000 V to 100 V and -1000 V to -100 V) < 20 s or offset voltage defined by user < ± 35 V
Seats	IEC 61340-2-3 (Measurement of the resistance to potential grounding point)	$R_{gp} < 1 \times 10^9\ \Omega$	IEC 61340-2-3 (Measurement of the resistance against ground)	$R_{p\text{-}p} < 1 \times 10^{11}\ \Omega$ or threshold defined by user
EPA clothing	IEC 61340-4-9 or threshold defined by user	$R^{p\text{-}p} < 1 \times 10^{11}\ \Omega$ or threshold defined by user	IEC 61340-4-9 or method defined by user	$R_{p\text{-}p} < 1 \times 10^{11}\ \Omega$ or threshold defined by user
EPA clothing with grounding properties	IEC 61340-4-9	$R_{gp} < 1 \times 10^9\ \Omega$	IEC 61340-4-9	$R_{gp} < 1 \times 10^9\ \Omega$

a	For the product qualification the environmental conditions for the verification should be (12 ± 3) % relative humidity and (23 ± 2) °C. If not defined in the indicated IEC standards, the minimum period for the conditioning to the ambient temperature for the product qualification should be 48 h.
b	The test methods in the column for the verification of the observance only refer to the basic test method. It is not expected that the test methods are completely followed.
c	Symbols used in this chart: R_g refers to the resistance to ground, $R_{p\text{-}p}$ refers to the resistance to the potential grounding point $R_{p\text{-}p}$ refers to the point-to-point resistance
d	The maximum permissible test voltage for the measuring of ESD floorings which should be used for an ESD program complying with this standard is 100 V.
e	If a flooring is used to ground the personnel handling ESDS, reference is made to the system requirements according to chart 2.
f	In situations where damage caused by the Charged Device Model (CMD) has to be taken into account a lower threshold of the point-to-point resistance Rp-p von $1 \times 10^4\ \Omega$ is recommended.
g	Work surfaces are defined as any surface where an ESD-sensitive component is placed down.

for personnel grounding according to DIN EN 61340-5-1

Technical requirements	ESD control element	Product qualification[a]		Verification of the observance	
		Test method	Thresholds[b]	Based on test method	Thresholds[b]
Personnel grounding	Wrist straps (straps and grounding cable	IEC 61340-4-6	$R < 5 \times 10^6\ \Omega$ or threshold defined by user	See wrist strap system	
	Resistance of the wrist strap	IEC 61340-4-6			
		Inside	$\leq 1 \times 10^8\ \Omega$	Not applicable	
		Outside	$> 1 \times 10^7\ \Omega$	Not applicable	
	Wrist strap system[a]	Not applicable		IEC 61340-4-6 Testing according to electrical contact resistance of the wrist strap	$R < 3{,}5 \times 10^7 \Omega$
	Footwear	IEC 61340-4-3[c]	$R \leq 1 \times 10^8\ \Omega$	See System person/footwear	
	System person / footwear / floor	IEC 61340-4-5	$R_g < 1 \times 10^9\ \Omega$ and absolute value of the body voltage < 100 V (average of the 5 highest peaks)	IEC 61340-4-5	$R_g < 1{,}0 \times 10^9\ \Omega$[d,f]
	System person / footwear	Not applicable		See annex	$R_{gp} < 1{,}0 \times 10^8 \Omega$

a	In situations where EPA clothing (according to IEC 61340-4-9) is used as part of the wrist strap grounding path, the resistance of the entire system including person, protective clothing and grounding cable should be $< 3{,}5 \times 10^7\ \Omega$
b	Symbols used in this chart: R_g refers to the resistance to ground, R_{gp} refers to the resistance to the potential grounding point, $R_{p\text{-}p}$ refers to the point-to-point resistance.
c	For the product qualification of footwear according to IEC 61340-4-3 the environmental conditions for the verification should be (12 ± 3) % relative humidity and (23 ± 2) °C.
d	A periodic test of the generated body voltage should be made to verify that the voltage is < 100 V.
e	The resistance threshold applies to successive measurements of each individual foot, not both feet at the same time.
f	The required threshold of $<1{,}0 \times 10^9\ \Omega$ is the highest admissible value. Based on the measured resistance values for the product qualification of the system footwear and floor assuring a maximal generated body voltage of 100 V, the user should define an upper threshold and use these resistance values for the verification of the observance.

DPV ELEKTRONIK

Labeling of professional footwear

Basic requirements (extract)	EN ISO 20345	EN ISO 20347
Slip resistance (SRA, SRB or SRC) Energy absorption of the toe cap	SB 200 joule	OB -

Additional requirements	EN ISO 20345	EN ISO 20347
Closed heel Antistatics Energy absorption in the heel	S1	O1
Like S1 Plus water penetration and absorption	S2	O2
Like S2 Plus penetration protection and profiled outsole	S3	O3

DIN EN ISO 20345:2011 valid since December 2011
DIN EN ISO 20347:2012 valid since February 2012

Requirements (Extract of the standard)	Symbols	SB	S1	S2	S3	OB	O1	O2	O3
Basic requirements									
Shoes completely assembled									
Toe protection (200 joule)		●	●	●	●				
Slip resistance (SRA, SRB or SRC)		●	●	●	●	●	●	●	●
Additional requirements									
Shoes completely assembled									
Penetration protection	P	○	○		●	○	○		●
Antistatic shoes	A	○	●	●	●	●	●	●	●
Energy absorption capacity in the heel	E	○	●	●	●	●	●	●	●
Heat insulation of the sole complex	HI	○	○	○	○	○	○	○	○
Cold insulation of the sole complex	CI	○	○	○	○	○	○	○	○
Shoe upper material									
Water penetration and absorption	WRU	○	○	○	○	○	○	○	○
Outsole									
Behavior towards contact heat	HRO	○	○	○	○	○	○	○	○
Fuel resistance	FO	●	●	●	●	○	○	○	○

● fulfills the prescribed requirements
○ requirement can be fulfilled, but is not prescribed

Creating an ESD control program

For the implementation and application as well as the verification of ESD protective measures, it is essential and necessary to create an ESD control program in compliance with the standard DIN EN 61340-5-1. The ESD control program has to fulfill the individual requirements of your processes and products.

The ESD control program documents your measures and assures their implementation and verification.

ESD auditing

An ESD auditing is made on the basis of your ESD control program. The auditing verifies the implementation and compliance of ESD control program, documents deviations and attests the compliance in an audit report.

ESD (Electrostatic discharge)	Transfer of charge between bodies with different electrostatic potentials
ESDS (Electrostatic Sensitive Devices)	Devices sensitive to electrostatic discharge
EPA (Electrostatic Protected Area)	ESD protected area to handle with electrostatically sensitive components

These symbols show that it is about ESD protective equipment for the use in the handling of ESDS		
C	**C (conductive)**	Electrostatically conductive Packaging/materials with a surface resistance of $< 1 \times 10^4\ \Omega$
D	**D (dissipative)**	Electrostatically dissipative Packaging/materials with a surface resistance between $> 1 \times 10^4\ \Omega$ and $< 1 \times 10^{11}\ \Omega$
S	**S (shielding)**	Shielding Shielding effect against electrostatic discharge absorbing the affecting energy and dissipative

ESD SUSCEPTIBLE

The symbol has been used since 1984. It marks electrostaticall sensitive components and devices.

ESD PROTECTIVE

In 1993, the symbol was introduced in addition to the ESD susceptible symbol. It is used for labelling ESD protecting products like antistatic mats, trolleys, clothes, protective covers, boxes, fabrics etc.

It is recommended to act in accordance with the following international standards:

DIN EN 61340-5-1	**Electrostatic - Part 5-1:** Protection of electronic devices from electrostatic phenomena - General requirements
DIN EN 61340-5-1 Beiblatt 1	**Electrostatic - Part 5-2:** Protection of electronic devices from electrostatic phenomena - User guide
DIN EN 61340-5-3	**Electrostatic - Part 5-3:** Protection of electronic devices from electrostatic phenomena - Properties and requirements for the classification of packaging used for devices sensitive to electrostatic discharge
DIN EN 61340-4-1 Ed. 2.0	**Electrostatic Part 4-1:** Standard test method for specific applications - Electrostatic resistance of floor coverings and installed floors
DIN EN 61340-4-3	**Electrostatic Part 4-3:** Standard test method for specific applications – Footwear
DIN EN 61340-4-5	**Electrostatic Part 4-5:** Standard test method for specific applications - Methods of characterizing the electrostatic protection of footwear and flooring in combination with a person
DIN EN 61340-2-1	**Electrostatic Part 2-1:** Measurement methods - ability of materials and products to dissipate electrostatic charge
DIN EN 61340-2-3	**Electrostatic Teil 2-3:** Methods of test for determining the resistance and resistivity of solid planar materials used to avoid electrostatic charge accumulation
ANSI/ESD S20.20-2007	ESD association standard for the Development of an Electrostatic Discharge Control Program for - Protection of Electrical and Electronic Parts, Assemblies and Equipment (Excluding Electrically Initiated Exposive Devices)

Products in this catalog marked with the ESD symbol comply with the technical specifications according to DIN EN 61340-5-1 (2017).

The measures for the ESD protection are defined in the ESD control program. Every company has different processes and will therefore need a different mixture of individual protective measures for an optimal ESD control program. It is essential to choose these measures depending on the technical requirements and to document them accurately in a ESD control program plan so that all persons concerned know the program requirements.

Requirements for an ESD control program:

The organisation has to create, document, introduce and maintain the program in accordance with the standard DIN EN 61340-5-1 and to verify its compliance.

ESD Coordinator

The organization must appoint one person having to fulfill the responsibility of this requirement. On this occasion the following aspects must be respected:

- The appointment is made by the management
- The ESD coordinator is responsible for the implementation of all measures
- Necessary ESD protective measures are to be determined in appropriate work instructions
- The implementation in every single area must be controlled
- The necessary comprehension is a precondition
- An internal auditing must be arranged and supervised
- The properties of newly purchased ESD materials have to be verified and possibly determined

ESD control program plan:
The organization must prepare an ESD control program plan that addresses all the following requirements to the program. These requirements concern:

- training
- product qualification
- verification of the observance
- grounding/connection systems
- personnel grounding
- EPA requirements
- packaging systems
- labelling

The plan is the basic document for the introduction and verification of the ESD control porgamm. The objective is a completely introduced and integrated program fulfulling the requirements of the internal quality system. The plan must apply for all aspects of the work of the organization.

Personnel grounding

The complete personnel must be grounded according to the requirements below or connected to the potential equalization system if ESDS are handled. Sitting employees in an EPA have to be grounded via wrist straps.
When working in standing position the personnel can be grounded via wrist straps or the system floor/footwear.
In case a system footwear/floor is used, the personal has to wear ESD shoes on both feet and the following conditions have to be fulfilled:

- The total resistance of the system (from the person via footwear and floor to the device ground) is less than 1.0 x 10^9 Ohm
- The maximal generated body voltage is < 100 V

ESD protected area (EPA)

The handling of ESDS without covering or packaging protecting from ESD has to take place in an EPA. The boundaries of the EPA have to be indicated clearly as boundaries (e.g. warning signs indicating the existence of the EPA have to be put up and have to be clearly visible for the employees before entering the EPA).
Note
An EPA may be a building, a whole room or an individual workstation.
The access to the EPA must be limited to the personnel having completed an appropriate ESD training. Untrained individuals have to be accompanied by trained employees while being in an EPA.

EPA requirements

ESD control element	Verification of the observance[f]	
	Based on test method	Thresholds[b]
Work surfaces, storage racks and transport trolleys[g]	IEC 61340-2-3	R_g < 1 x 10^9 Ω
Connection point of the wrist strap		R_g < 5 x 10^6 Ω
Floor covering	IEC 61340-4-1	R_g < 1 x 10^9Ω
Ionization	IEC 61340-4-7	Decay (1000 V to 100 V and -1000 V to -100 V) < 20 s or offset voltage defined by user < ± 35 V
Seats	IEC 61340-2-3 (measurement of the resistance against ground)	R_g < 1 x 10^9 Ω
EPA clothing	IEC 61340-4-9 or method defined by user	R_{p-p} < 1 x 10^{11} Ω or threshold defined by user
EPA clothing with grounding properties	IEC 61340-4-9	R_{gp} < 1 x 10^9 Ω

Requirements for personnel grounding

Technical requirements	ESD control element	Verification of the observance	
		Test method	Thresholds[b]
Personnel grounding	Wrist strap system[a]	IEC 61340-4-6 Testing according to electrical contact resistance of the wrist strap	R < 3.5 x 10^7Ω
	System person / footwear / floor	IEC 61340-4-5	R_g < 1.0 x 10^9 Ω[c,e]
	System person / footwear	see annex[d]	R_{gp} < 1.0 x 10^8Ω

Footnote:

a)	In situations where EPA clothing (according to IEC 61340-4-9) is used as part of the wrist strap grounding path, the resistance of the entire system including person, protective clothing and grounding cable should be < 3.5 x 10^7Ω.
b)	Symbols used in this chart: Rg refers to the resistance to ground, Rgp refers to the resistance to the potential grounding point, Rp-p refers to the point-to-point resistance.
c)	A periodic test of the generated body voltage should be made to verify that the voltage is < 100 V.
d)	The resistance threshold applies to successive measurements of each individual foot, not both feet at the same time.
e)	The required threshold of < 1.0 x 10^9 Ω is the highest admissible value. Based on the measured resistance values for the product qualification of the system footwear and floor assuring a maximal generated body voltage of 100 V, the user should define an upper threshold and use these resistance values for the verification of the observance.
f)	The test methods in the column for the verification of the observance only refer to the basic test method. It is not expected that the test methods are completely followed.
g)	Work surfaces are defined as any surface where an ESD-sensitive component is placed down.

Excerpt of the general terms and conditions of Compumet AG, Rheinfelden

General terms and conditions of sale, delivery and payment (excerpt**)

Conditions of delivery and payment

COMPUMET AG exclusively delivers for the commercial sector! No selling to private individuals!

***Flat shipping rate per order**

- Switzerland, Liechtenstein CHF 11.00

The flat-rate shipping costs are only valid for standard deliveries sent with Swiss-Post!

Delivery: unpaid ex warehouse including packaging

Minimum order value:

- CHF 25,00

Method of payment:

- Per invoice: 30 days net

Flat shipping rate
11,- CHF*
per order

All prices are quoted in CHF without value added tax. We reserve the right to errors and price changes!
Delivery is exclusively made according to our conditions of sale, delivery and payment.

All technical data and prices were correct at the time of printing. This catalog was created by a DTP system and with utmost care.
Any reproduction from our catalog requires our approval.

**** Complete terms and conditions in German: www.compumet.ch/agb**

Current information about the General Data Protection Regulation (GDPR) is available under: www.compumet.ch/dsgvo

Prices are available online www.compumet.ch

Your prices are available in your personal account in our online shop.
After registering under **www.compumet.ch** we will quickly activate your access

DPV ELEKTRONIK

ESD Management

- ESD advice
- ESD service
- Analysis and assessment
- Trainings and formation
- Training documents

Systems against electrostatics

- ESD professional and safety shoes
- Sole cleaning
- Heel grounders and overshoes
- Workwear
- Personal grounding systems
- Table and floor coverings
- Cleaning agents
- Work swivel chairs
- Measurement and test equipment
- Ionizing equipment
- Workplace accessories
- Labeling
- Transparent ESD plastic materials

Packaging • Storage systems

- Packaging
- Containers
- Interlayers
- Parting inserts / partitions
- Transport pallets
- PCB magazines
- Transport / shelf trolleys
- Workstations
- Shelf racks
- Wheels and castors

Precision tools

- Tweezers
- Precision tweezers
- Screwdrivers
- Bit inserts
- Torque screwdrivers
- Electric screwdrivers
- Torque measurement equipment
- Screw separating units
- Pliers
- Stripping / crimping tools
- Other tools
- Pneumatic cutters
- Processing tools
- Handling systems

Machines • Devices

- PCB separators
- Suction equipment for cut-off removers and PCB separators
- Cut-off removers
- Component counting balances
- Component counting devices
- Component processing
- Vacuum packaging machines
- Cut-off saws

Mounting accessories • Equipment

- Assembly stands
- Assembly frames
- Dispensing equipment
- Workstation lighting
- System workstation lighting
- Magnifier lamps
- Cleaning
- Maintenance aids
- Contact / mechanical greasing
- Protective lacquers
- Thermally conductive products
- Potting compounds

Soldering • Desoldering

- Soldering stations
- Soldering irons and accessories
- Soldering tips
- Desoldering stations
- Hot air devices
- Solder stop masks
- Lead-free labels
- Kapton adhesive tapes
- Desoldering braids
- Flux pen
- Solder fume extraction equipment

Solder • Metals

- Flux
- Recycling
- Solder
- Solder pastes

COMPUMET AG

SYSTEMS FOR ELECTRONIC PRODUCTIONS

COMPUMET AG

Theodorshofweg 22
4310 Rheinfelden, Switzerland
Phone: +41 (0)61 836 10 50
E-Mail: info@compumet.ch
Internet: www.compumet.ch

Germany

DPV Elektronik-Service GmbH
Herrengrundstr. 1
75031 Eppingen, Germany
Phone: +49 (0)7262 9163-0
Fax: +49 (0)7262 9163-90
E-Mail: info@dpv-elektronik.eu
Internet: www.dpv-elektronik.eu

Sales Europe | International
Phone: +49 (0)7262 9163-200
E-Mail: export@dpv-elektronik.eu

Discover our products
on your mobil devices

Order online: www.compumet.ch