



2012



WELCOME

Wir von CUBE wollen nicht irgendwelche Räder bauen. Alle unsere Produkte entstehen aus unserer Leidenschaft und unserem Bekenntnis zum Sport und zur Mobilität auf zwei Rädern. Ziel ist ein technisch perfektes Rad mit der Geometrie und den Ausstattungsdetails, die optimal auf den Einsatzzweck und die Zielgruppe abgestimmt sind. Für 2012 haben wir viele Bikes neu entwickelt und erfolgreiche Modelle weiterentwickelt um unseren und Ihren Ansprüchen gerecht zu werden. Überzeugen Sie sich selbst!

Building ordinary bikes is not CUBE's style. All our products are designed and developed from our background of enthusiasm, passion for the sport and with our idea of mobility on two wheels in mind. What we want to achieve is a technically perfect bicycle with geometry, components and details ideal for the purpose and the target group. For 2012, we developed many new bikes and enhanced successful models to meet our and your claims. Check it out!

CUBE MTB FULLSUSPENSION

MOUNTAINBIKEN IST MEHR ALS RADFAHREN

Biken in der Natur ist ein Erlebnis, das sich nur durch das perfekte Mountainbike noch steigern lässt. Die Fahrwerke unserer CUBE Fullsuspension Bikes sind für ihren Einsatzzweck optimal ausgelegt. Dafür sorgen unsere computerberechneten Hinterbau-Kinematiken ebenso wie die individuell angepassten Federungssysteme für Rahmen, Geometrie und vorgesehene Terrain des Modells, von Downhill bis Cross Country Race. Diese Konstruktionsmerkmale bedeuten mehr Sicherheit, mehr Kontrolle und mehr Fahrspaß auf dem Trail.

MOUNTAIN BIKING IS MORE THAN JUST CYCLING

Off road biking is an experience that can only be intensified by a perfect mountain bike. The challenges are many and varied: Fast descents, tight singletrack, technical trails, gnarly climbs. Nowhere do you want to lose pedalling energy into inefficient suspension. The computer-designed suspension kinematics of all CUBE FullSuspension bikes have a solution for each of these situations and are perfect designed for their intended use. Better safety, greater control and more fun on the trail are the results.



efficient ride CONTROL

Das ERC-System ermöglicht, dass alle Rahmengrößen frei von Antriebs- und Bremsinflüssen sind und das gleiche Verhalten in Vortrieb und Sensibilität zeigen. Ermöglicht wird dies durch die spezielle Positionierung aller Drehpunkte des Hinterbaus.

With the ERC System all frame sizes of a particular model show no negative suspension and braking influences and have the same characteristics in terms of riding feel and sensitivity. The special positioning of all pivot points of the rear triangle make it possible.

| size tuned KINEMATIC

Size Tuned Kinematic ermöglicht für jede Rahmenhöhe eines Modells den gleichen Federweg und den nahezu gleichen Verlauf des Übersetzungsverhältnisses und vermittelt so jedem Fahrer, unabhängig von der Körpergröße, das ideale Fahrerlebnis.

Size Tuned Kinematic provides for each frame size of a specific model the same suspension travel and the virtually identical spring rate curve and provides each rider, regardless of body size, the ideal riding experience.

| hpc SUPER

Für unsere Bikes mit dem SUPER HPC Logo verwenden wir ausschließlich die hochwertigste Carbonfaser und Matrix. Zusätzlich wird nur das ADVANCED TWIN MOLD Verfahren eingesetzt, das Herstellungstoleranzen minimiert und so überschüssiges Material vermeidet.

For our bikes with the SUPER HPC Logo we only use the highest quality carbon fiber and matrix. In addition, only the ADVANCED TWIN MOLD method is used that minimizes manufacturing tolerances, thus avoiding excess material.



EFFICIENT RIDE CONTROL



SELLE ITALIA MONOLINK



SRAM XX



EASTON EC90 CARBON

HIGH PERFORMANCE COMPOSITE

Superleichtes Carbon-Racebike mit 100mm vollaktivem Federweg und edelster Ausstattung für professionelle Fahrer mit höchsten Ansprüchen. Das steife, antriebsneutrale Fahrwerk wandelt die gesamte Pedalkraft direkt in Vortrieb um.

Super lightweight carbon racing bike with 100mm of fully active travel and the best components for professional riders with highest standards. The stiff, drive neutral frame transforms all pedalling energy directly into forward propulsion.

AMS 100 SUPER HPC SLT

- ✓ HPC Monocoque ERC Advanced Twin Mold Technology, STK 100mm Travel
- ✓ Fox F100RLC FIT Kashima Factory, 100mm
- ✓ Fox RP23 Boost Valve Kashima Factory
- ✓ Sram XX 2x10-speed
- ✓ Magura MT8 Discbrakes
- ✓ Black Line
- ✓ 16", 18", 20", 22"
- ✓ 9,4 kg





SUPER COMPETITION RACING

Hochleistungs Carbon-Racebike mit sportlicher Geometrie, geringem Gewicht und innovativer Rahmentechnologie. Die Rennmaschine um bei Cross Country- und Marathonwettkämpfen zu siegen.

High performance carbon racing bike with sports geometry, low weight and innovative technology. The AMS 100 SUPER HPC has been specially developed to win cross country and marathon competitions.



AMS 100 SUPER HPC RACE

- ✓ HPC Monocoque ERC Advanced Twin Mold Technology, STK 100mm Travel
- ✓ Rock Shox SID RLT, Remote Lockout, 100mm
- ✓ Fox RP23 Boost Valve Factory
- ✓ Shimano XT 10-speed Formula R1 Discbrakes
- ✓ Team Line
- ✓ 16", 18", 20", 22"
- ✓ 10,7 kg

AMS 100 SUPER HPC SL

- ✓ HPC Monocoque ERC Advanced Twin Mold Technology, STK 100mm Travel
- ✓ Fox F100RLC FIT Factory, 100mm
- ✓ Fox RP23 Boost Valve Factory
- ✓ Sram XO 10-speed Formula R1 Discbrakes
- ✓ Black Line
- ✓ 16", 18", 20", 22"
- ✓ 10,3 kg

AMS 100 SUPER HPC PRO

- ✓ HPC Monocoque ERC Advanced Twin Mold Technology, STK 100mm Travel
- ✓ Rock Shox Reba RL, Remote Lockout, 100mm
- ✓ Fox RP23 Boost Valve Factory
- ✓ Shimano XT / SLX 10-speed Formula RX Discbrakes
- ✓ carbon blue
- ✓ 16", 18", 20", 22"
- ✓ 11,2 kg





SIZE TUNED KINEMATICS



ADVANCED HYDROFORMING



4-LINK SYSTEM



EFFICIENT RIDE CONTROL

AMS 110 SL

- ✔ HPA 7005 Advanced Hydroform ERC, triple butted, STK 110mm Travel, X-12 Axle
- ✔ Fox F110RLC FIT Factory, 15QR
- ✔ Fox RP23 Boost Valve Factory
- ✔ Shimano Deore XT 10-speed
- ✔ Shimano Deore XT Discbrakes
- ✔ black'n'grey'n'blue
- ✔ 16", 18", 20", 22"
- ✔ 11,7 kg



AMS 110 RACE

- ✔ HPA 7005 Advanced Hydroform ERC, triple butted, STK 110mm Travel
- ✔ Rock Shox Reba RL, Remote Lockout, 110mm
- ✔ Fox RP23 Performance
- ✔ Sram XO 10-speed
- ✔ Formula RX Tune Discbrakes
- ✔ black anodized
- ✔ 16", 18", 20", 22"
- ✔ 12,1 kg



AMS 110 PRO

- ✔ HPA 7005 Advanced Hydroform ERC, triple butted, STK 110mm Travel
- ✔ Fox F110RL Evolution fork
- ✔ Fox RP23 Performance
- ✔ Shimano Deore XT/SLX 10-speed
- ✔ Formula RX Discbrakes
- ✔ black'n'white
- ✔ 16", 18", 20", 22"
- ✔ 12,6 kg



AMS 100

- ✔ HPA 7005 Hydroform, triple butted, STK 100mm Travel, FSP 4-Link-System
- ✔ Rock Shox Reba RL, Remote Lockout
- ✔ 100mm Manitou Radium Expert
- ✔ Shimano Deore XT/SLX 10-speed
- ✔ Shimano BR-M 445 Discbrakes
- ✔ black'n'blue'n'white
- ✔ 16", 18", 20", 22"
- ✔ 12,7 kg





RIDE ALL MOUNTAINS

» ANDRÉ WAGENKNECHT (FACTORY PILOT DH PRO) - FRANK GREIFZU (PRODUCT MANAGEMENT)

ALL MOUNTAIN PERFECTION

Ein erstklassiges Fahrwerk mit 130mm vollaktivem Federweg und die stimmige Ausstattung sind die Zutaten für grenzenloses Trailvergnügen. Das geringe Gesamtgewicht hebt das AMS 130 SLT in Verbindung mit dem antriebsneutralen Hinterbau auch in der Bergauf-Wertung auf das Niveau von so manchem Racefully.

ALL Mountain to perfection. A first-class frame with 130mm of fully active travel and the proper equipment are the ingredients of limitless trail pleasure. The low overall weight combined with the drive-neutral rear end raises the AMS 130 SLT uphill-rating to the level of many race fullies.

AMS 130 SLT

- ✓ HPA 7005 Advanced HydroForm ERC, triple butted, STK 130mm Travel, X12-Axle
- ✓ Fox 32 Talas RLC FIT Factory, 150-130-110mm, QR15
- ✓ Fox RP23 XV Boost Valve Factory
- ✓ Shimano Deore XT 10-speed
- ✓ Shimano XT disc brakes
- ✓ black'n'grey'n'orange
- ✓ 16", 18", 20", 22"
- ✓ 12,2 kg





AMS 130 SL

- ✔ HPA 7005 Advanced Hydroform ERC, triple butted, STK 130mm Travel, X12-Axle
- ✔ Fox 32 Talas RLC FIT Factory, 150-130-110mm, QR15
- ✔ Fox RP23 XV Boost Valve Factory
- ✔ Shimano Deore XT 10-speed Formula R1X brakes
- ✔ white'n'black
- ✔ 16", 18", 20", 22"
- ✔ 12,5 kg



AMS 130 RACE

- ✔ HPA 7005 Advanced Hydroform ERC, triple butted, STK 130mm Travel
- ✔ Fox 32 Talas RL Evolution, 150-130-110mm
- ✔ Fox RP23 Performance
- ✔ Shimano Deore XT/SLX 10-speed Formula RX Tune brakes
- ✔ black anodized
- ✔ 16", 18", 20", 22"
- ✔ 12,9 kg



Für unsere hochwertigsten Aluminiumrahmen kommt ausschließlich High Performance Aluminium zum Einsatz. Dieses Material zeichnet sich durch seine geringe Dichte bei gleichzeitig hoher Festigkeit aus. Die im Hydroforming-Verfahren gefertigten Rohrformen nehmen Belastungen besonders gut auf und sind an besonders belasteten Stellen durch mehrfaches Konifizieren extrem stabil.

Exclusively for our highest quality aluminum frames High Performance Aluminum is used. This material is characterized by its low density and high strength. The tube forms are manufactured using hydroforming. This process provides stable loading at stress points through out the multi butted tubes.

AMS 130 PRO

- ✔ HPA 7005 Advanced Hydroform ERC, triple butted, STK 130mm Travel
- ✔ Rock Shox Revelation RL Air, 140-120mm
- ✔ Fox RP23 Performance
- ✔ Shimano Deore XT/SLX 10-speed Formula RX Tune brakes
- ✔ black'n'white
- ✔ 16", 18", 20", 22"
- ✔ 13,3 kg



AMS 130

- ✔ HPA 7005 Advanced Hydroform ERC, triple butted, STK 130mm Travel
- ✔ Manitou Marvel LTD, Remote Lockout, 130mm
- ✔ Manitou Radium Expert
- ✔ Shimano XT/SLX 10-speed Hayes Stroker Ryde Discbrakes
- ✔ black'n'grey'n'blue
- ✔ 16", 18", 20", 22"
- ✔ 13,3 kg





AMS 150 SUPER HPC SLT

- ✔ HPC Monocoque ERC Advanced Twin Mold Technology, STK 150mm Travel, X12-Axle
- ✔ Fox 32 Talas RLC FIT Factory, 150-120mm, Kashima, QR15
- ✔ Fox RP23 XV Boost Valve Factory, Kashima
- ✔ Shimano XTR 10-speed
- ✔ Magura MT8 brakes
- ✔ Rock Shox Reverb Seatpost
- ✔ Black Line
- ✔ 16", 18", 20", 22"
- ✔ 11,0 kg



NEW DIMENSIONS IN CARBON FIBER

Sein Gesamtgewicht von 11 kg wurde in der Vergangenheit wohl eher einem Racefully zugeordnet und die Federwegreserven des AMS 150 SUPER HPC SLT blieben bis vor Kurzem auch nur reinrassigen Enduros vorbehalten. Jetzt verschmilzt beides im AMS 150 SUPER HPC zur ultimativen Fahrmachine. Ein Trailbike par excellence!

The total weight of 11 kg was probably associated with a race fully in the past and 150mm of suspension travel for true enduros only. Now you can have the best of both worlds, the ultimate riding machine in the AMS 150 SUPER HPC. A trail bike par excellence!

150MM
CARBON
ULTRALIGHT

AMS 150 SUPER HPC SL

- ✔ HPC Monocoque ERC Advanced Twin Mold Technology, STK 150mm Travel, X12-Axle
- ✔ Fox 32 Talas RLC FIT Factory, 150-120mm
- ✔ Fox RP23 XV Boost Valve Factory
- ✔ Sram XO 10-speed
- ✔ Formula R1 disc brakes
- ✔ Rock Shox Reverb Seatpost
- ✔ Black Line
- ✔ 16", 18", 20", 22"
- ✔ 11,5 kg



AMS 150 SUPER HPC RACE

- ✔ HPC Monocoque ERC Advanced Twin Mold Technology, STK 150mm Travel, X12-Axle
- ✔ Fox 32 Talas RL Evolution, 150 -120mm
- ✔ Fox RP23 XV Boost Valve Factory
- ✔ Shimano Deore XT / SLX 10-speed
- ✔ Shimano Deore XT brakes
- ✔ Rock Shox Reverb Seatpost
- ✔ carbon blue'n'white
- ✔ 16", 18", 20", 22"
- ✔ 12,5 kg





150MM FULL OPPORTUNITY

AMS 150 SL

- ✔ HPA 7005 Advanced Hydroform ERC, triple butted, STK 150mm Travel, X12-Axle
- ✔ Fox 32 Talas RLC FIT Factory Kashima, 150-120mm, QR15
- ✔ Fox RP23 XV Boost Valve Factory Kashima
- ✔ Shimano Deore XT 10-speed Shimano Deore XT brakes
- ✔ Rock Shox Reverb Seatpost greyn'blue'n'black
- ✔ 16", 18", 20", 22"
- ✔ 12.5 kg

AMS 150 RACE

- ✔ HPA 7005 Advanced Hydroform ERC, triple butted, STK 150mm Travel, X12-Axle
- ✔ Fox 32 Talas RLC FIT Factory, 150-120mm, QR15
- ✔ Fox RP23 XV Boost Valve Factory
- ✔ Shimano Deore XT 10-speed Formula The One FR brakes
- ✔ black anodized
- ✔ 16", 18", 20", 22"
- ✔ 12.7 kg

AMS 150 PRO

- ✔ HPA 7005 Advanced Hydroform ERC, triple butted, STK 150mm Travel, X12-Axle
- ✔ Rock Shox Revelation RL Air, 150-120mm
- ✔ Fox RP23 Performance
- ✔ Shimano Deore XT/SLX 10-speed Formula RX brakes
- ✔ black'n'grey'n'white
- ✔ 16", 18", 20", 22"
- ✔ 13.2 kg





XMS

FAST BUT NOT FURIOUS

XMS

- ✓ Alu SuperLite 7005 STK, Double Butted, FSP 4-Link-System
- ✓ 100mm travel, Manitou Marvel LTD Fork, Remote Lockout
- ✓ Manitou Radium Expert
- ✓ Shimano XT/Deore 10-speed
- ✓ Hayes Stroker Ryde Discbrakes
- ✓ black'n'grey'n'white
- ✓ 16", 18", 20", 22"
- ✓ 13,7 kg



Das XMS erfüllt die Wünsche sportbegeisterter Tourenfahrer, die ein vollgefedertes Bike mit ausgewogener Geometrie und zuverlässiger Ausstattung wollen. Durch Size Tuned Kinematics stehen 100mm vollaktiver, antriebsneutraler Federweg zur Verfügung.

The XMS meets the needs of sporty touring riders who demand a full suspension bike with balanced geometry and reliable equipment. Due to Size Tuned Kinematics 100mm of fully active drive-neutral suspension travel are available.

DUAL TRAIL CONTROL



dual trail CONTROL

DUAL TRAIL CONTROL ist die von CUBE entwickelte und verbesserte Federungstechnologie für die Modelle STING, STEREO und FRITZZ. DTC garantiert eine vollkommene Antriebsneutralität des Hinterbaus und optimales Ansprechverhalten auf die jeweilige Bodenbeschaffenheit.

DUAL TRAIL CONTROL is CUBE's further developed and improved suspension technology for the models STING, STEREO and FRITZZ. DTC guarantees a perfect neutral drive of the rear triangle and optimal response to the particular ground conditions.



STING SUPER HPC PRO

- ✓ HPC Monocoque DTC Advanced Twin MoLd Technology, 120mm travel, X12-AxLe
- ✓ Rock Shox Reba RL, Remote Lockout, 120mm
- ✓ Fox RP23 Boost Valve Factory
- ✓ Shimano XT / SLX 10-speed Formula RX Discbrakes
- ✓ carbon'n'green'n'grey
- ✓ 16", 18", 20", 22"
- ✓ 11,5 kg

STING SUPER HPC RACE

- ✓ SHPC Monocoque DTC Advanced Twin MoLd Technology, 120mm travel, X12-AxLe
- ✓ Fox F120RLC FIT Factory, QR15
- ✓ Fox RP23 Boost Valve Factory
- ✓ Shimano Deore XT 10-speed Shimano Deore XT Discbrakes
- ✓ carbon'n'blue
- ✓ 16", 18", 20", 22"
- ✓ 11,8 kg



cube.eu/full/hpc

» FRANK GREIFZU (PRODUCT MANAGEMENT) - JULIA HOFMANN (TESTRIDER)

120MM TRAIL SURFER



Im STING präsentiert sich unsere Dual Trail Control Technologie im edlen Vollcarbon-Kleid. 120mm vollaktiver Federweg und eine sportlich-dynamische Geometrie geben dem leistungsorientierten Fahrer mit dem STING den perfekten Partner beim Marathon oder All Mountain Sport-Einsatz an die Hand.

With the STING we present our Dual Trail Control technology in an elegant full carbon chassis. With 120mm of fully active suspension travel and a sporty, dynamic geometry, the STING is the perfect partner for performance-oriented riders in marathons and all-mountain sports.



DUAL TRAIL CONTROL



ADVANCED TWIN MOLD TECHNOLOGY



ROCK SHOX REVERB

EASTON HAVEN

MORE CONTROL


Der Hauptrahmen aus Carbon spart Gewicht und erhöht die Steifigkeit, der Hinterbau aus 3-fach konifiziertem Aluminium stellt dem anspruchsvollen Fahrer 140mm vollaktiven Federweg zur Verfügung und setzt die Pedalkraft konsequent in Vortrieb um. Das STEREO HPC SL ist somit prädestiniert für lange Touren, aber auch den Einsatz im All-Mountain-Terrain oder auf alpinen Trails.

The main frame made of carbon saves weight and increases stiffness, the rear triangle made of triple butted aluminum provides the ambitious rider with 140mm of fully active suspension travel and consistently converts the pedaling energy into forward propulsion. Thus the STEREO HPC SL is ideal for long trips, but also in all-mountain terrain or on alpine trails.



STEREO SUPER HPC SL

- ✓ HPC Monocoque DTC Advanced Twin Mold Technology, 140mm travel, X-12 Axle
- ✓ Fox 32 Talas RLC FIT Factory, 150-120mm, QR15
- ✓ Fox RP23 Boost Valve Factory
- ✓ Shimano Deore XT 10-speed Formula R1 Discbrakes
- ✓ Rock Shox Reverb Seatpost
- ✓ Black Line
- ✓ 16", 18", 20", 22"
- ✓ 12.3 kg



PROGRESSIVE RIDE STEREO 140MM

» JOHANNES SCHACHE (PRODUCT MANAGEMENT)

STEREO SUPER HPC RACE

- ✓ HPC Monocoque DTC Advanced Twin Mold Technology, 140mm travel, X-12 Axle
- ✓ Fox 32 Talas RLC FIT Factory, 150-120mm, QR15
- ✓ Fox RP23 Boost Valve Factory
- ✓ Shimano Deore XT 10-speed Formula RIX Discbrakes
- ✓ carbon'n'green
- ✓ 16", 18", 20", 22"
- ✓ 12,5 kg

STEREO SUPER HPC PRO

- ✓ HPC Monocoque DTC Advanced Twin Mold Technology, 140mm travel, X-12 Axle
- ✓ Rock Shox Revelation RL, 150-120mm
- ✓ Fox RP23 Performance
- ✓ Shimano Deore XT/SLX 10-speed Formula RX Discbrakes
- ✓ carbon'n'white'n'blue
- ✓ 16", 18", 20", 22"
- ✓ 12,9 kg





STEREO SL

- ✔ HPA 7005 Advanced Hydroform DTC, triple butted, 140mm travel, X-12 AxLe
- ✔ Fox 32 Talas RLC FIT Factory, 150-120mm
- ✔ Fox RP23 Boost Valve Factory
- ✔ Shimano Deore XT 10-speed Formula The One Discbrakes
- ✔ Rock Shox Reverb Seatpost black'n'blue'n'grey
- ✔ 16", 18", 20", 22"
- ✔ 13,1 kg



DUAL TRAIL CONTROL ist eine von CUBE entwickelte Federungstechnologie, welche eine vollkommene Antriebsneutralität des Hinterbaus gewährleistet.

DUAL TRAIL CONTROL is the four-pivot suspension technology developed and improved by CUBE, which ensures completely neutral suspension behaviour when pedalling over any terrain.

STEREO RACE

- ✔ HPA 7005 Advanced Hydroform DTC, triple butted, 140mm travel, X-12 AxLe
- ✔ Fox 32 Talas RLC FIT Factory, 150-120mm
- ✔ Fox RP23 Boost Valve Factory
- ✔ Shimano Deore XT 10-speed Formula RX Tune Discbrakes
- ✔ black anodized
- ✔ 16", 18", 20", 22"
- ✔ 13,3 kg



STEREO PRO

- ✔ HPA 7005 Advanced Hydroform DTC, triple butted, 140mm travel, X-12 AxLe
- ✔ Rock Shox Revelation RL, 150-120mm
- ✔ Fox RP23 Performance
- ✔ Shimano Deore XT/SLX 10-speed Formula RX Discbrakes
- ✔ black'n'grey'n'white
- ✔ 16", 18", 20", 22"
- ✔ 13,6 kg



**FRITZZ SL**

- ✓ HPA 7005 Advanced HydroForm DTC, 4-buttet, 160mm travel, X12-Axle
- ✓ Fox 36 Talas RC2 FIT Factory, 160-130mm
- ✓ Fox RP23 Boost Valve Factory
- ✓ Shimano Deore XT 10-speed Formula The One FR Discbrakes
- ✓ Rock Shox Reverb Seatpost
- ✓ grey'n'blue'n'black
- ✓ 16", 18", 20", 22"
- ✓ 14,3 kg



HARD STUFF SMOOTH RIDE

160MM ENDURO RIDE

Durch die kompakte und handliche Geometrie kann der Pilot des FRITZZ das Potential der durchdachten Komponentenwahl voll ausspielen. So bieten die 160mm Federweg auch bei heftigen ALL Mountain Rides grenzenlosen Fahrspaß. Leichte, aber bissige Formula Bremsen, stabile Laufräder und die 2-fach Kurbeln mit Bashguard komplettieren das Bild.

The compact and agile geometry of the Fritzz allows the pilot to exploit the full potential of the conceived choice of components. Thus, the 160mm travel offer unlimited riding pleasure even in intense all-mountain rides. Lightweight yet powerful Formula brakes, stable wheels and a double crankset with Bashguard complete the picture.

FRITZZ PRO

- ✓ HPA 7005 Advanced HydroForm DTC, 4-buttet, 160mm travel, X12-Axle
- ✓ Rock Shox Lyric RC Air, 160-130mm
- ✓ Fox RP23 Boost Valve Factory
- ✓ Shimano Deore XT/SLX 10-speed Formula RX Discbrakes
- ✓ black'n'white
- ✓ 16", 18", 20", 22"
- ✓ 14,6 kg





FREERIDE 190MM

A NEW NAME FOR FREERIDING: HANZZ

Harte Enduro-Trails, Bikeparks und DH-Strecken dürften das bevorzugte Jagdrevier des HANZZ sein. Dass es mit seinen satten 190mm Federweg nicht nur bergab über jeden Zweifel erhaben ist, sondern auch für diese Klasse überragende Uphill-Qualitäten bietet, freut den Fahrer spätestens dann, wenn das Letzte Shuttle abgefahren ist...

No need to ask for more. Hard enduro trails, bike parks and DH routes are the preferred hunting grounds of the HANZZ. With its rich 190mm suspension travel, the HANZZ is not only beyond any doubt in a class of its own downhill - it also provides superior uphill characteristics to make any rider smile when the last shuttle has left.



ABB/IMAGE: HANZZ SL

- HANZZ SL**
- ✔ HPA 7005 Advanced HydroForm Freeride, triple butted, 190mm travel, X12-Axle
 - ✔ Fox 36 Float RC2 FIT Factory Kashima 180mm
 - ✔ Fox DHX RC4 Factory Kashima
 - ✔ Shimano Saint 9-speed Shimano Saint Discbrakes black'n'grey/blue
 - ✔ S. M. L. XL
 - ✔ 16,2 kg



- HANZZ RACE**
- ✔ HPA 7005 Advanced HydroForm Freeride, triple butted, 190mm travel, X12-Axle
 - ✔ Fox 36 Van RC Performance 180mm fork
 - ✔ Fox Van RC Performance
 - ✔ Shimano Deore XT/SLX 9-speed Formula THE ONE FR Discbrakes black'n'grey/blue
 - ✔ S. M. L. XL
 - ✔ 16,8 kg





free trail CONTROL

Durch FREE TRAIL CONTROL kommen im HANZZ alle Vorteile unseres computeroptimierten Viergelenkers zum Tragen. Das Fahrwerk eliminiert unerwünschten Pedalvor- oder rückschlag, verhält sich antriebsneutral und bleibt auch unter Bremsinflüssen voll aktiv. Die durch Anordnung aller Drehpunkte erreichte Übersetzungskurve garantiert einen schluckfreudigen Hinterbau und konstante Zugstufendämpfung über den gesamten Federwegsbereich.


With FREE TRAIL CONTROL all the advantages of our computer-optimized four linkage system take effect on the HANZZ. The chassis prevents activation of the suspension by pedalling force and eliminates any unpleasant pedal rebound, behaves drive-neutrally and remains fully active under the influence of braking effects. The transmission curve achieved by the positioning of all pivots ensures a joyful absorbing rear triangle and constant rebound damping over the full travel range.

HANZZ PRO

- ✓ HPA 7005 Advanced Hydroform Freeride, triple butted, 190mm travel, X12-Axle
- ✓ Rock Shox Domain RC, 180mm
- ✓ Fox Van R Evolution
- ✓ Shimano Deore SLX / Deore 9-speed Formula RX Discbrakes
- ✓ black'n'yellow'n'blue
- ✓ S, M, L, XL
- ✓ 17,2 kg



TWO 15 MADE FOR NEW CHALLENGES



Worldcup-taugliche Downhill Rennmaschine mit innovativer Kinematik und edler Highend Ausstattung. Fox Kashima Fahrwerk, bissige Formula RO Bremsen und die Shimano Saint Komponenten sprechen eine klare Sprache: Dieses Bike kennt keine Grenzen.

World Cup ready downhill race machine with innovative kinematics and high-end equipment. Fox Kashima suspension, powerful Formula RO brakes and Shimano Saint components speak for themselves: This bike knows no bounds downhill.

TWO 15

- ✓ HPA 7005 Advanced HydroForm Downhill, triple butted, Triple Linkage Kinematics 215 mm travel, X12-Axle
- ✓ Fox 40 FIT RC2 Kashima, 203mm
- ✓ Fox DHX RC4 Factory Kashima
- ✓ Shimano Saint 9-Speed Formula RO Discbrakes
- ✓ black'n'yellow/blue
- ✓ uni size
- ✓ 17,9 kg

TLG TRIPLE LINKAGE GEOMETRY

Durch TRIPLE LINKAGE GEOMETRY können wir die Anlenkung des Federbeins über den ganzen Hub so steuern, wie es für den Dämpfer optimal ist. Dies erreichen wir über 3 Umlenkhebel.

With our TRIPLE LINKAGE GEOMETRY we can achieve to control the linkage of the damper in a way that the full potential is used. The system works with 3 links.





CUBE MTB HARDTAIL

HARDTAILS - DIE KLASSISCHEN MOUNTAINBIKES

Das CUBE Hardtail-Programm ist so variantenreich, wie die zukünftigen Fahrer: ob Profi, ambitionierter Hobbyracer oder begeisterter Freizeitsportler, im Einsatz bei Worldcups, Marathons oder auf langen Touren - wir stellen für jeden individuellen Einsatzzweck und Fahrertyp antrittsstarke Hardtails von absoluter Qualität und Zuverlässigkeit zur Verfügung. Ob Carbon oder hochwertiges Aluminium - die Rahmenwerkstoffe unserer Hardtails sind besonders leicht und gewährleisten dennoch höchste Stabilität. Intelligente Lösungen für Ergonomie und Komfort sind bei unseren Hardtails ein wichtiger Bestandteil des Gesamtkonzepts. Unser Anspruch an Funktionalität und Ästhetik erstreckt sich bis ins kleinste Detail. So wird die Aufmerksamkeit nicht abgelenkt sondern bleibt beim Wesentlichen - pures Mountainbiken.

HARDTAILS - THE CLASSIC MOUNTAIN BIKES

The CUBE hardtail product range is as varied as the riders, be they professional, ambitious amateur racer or enthusiastic leisure rider. Whether for use in World Cups, marathons or long tours, we provide responsive hardtails of quality and reliability for every individual purpose and type of rider. Whether made of carbon fibre or high quality aluminium, the materials in our hardtails are particularly light and yet guarantee the highest level of reliability. Intelligent solutions for ergonomics and comfort on CUBE hardtails are an important part of the overall concept. Our claim to functionality and aesthetics extends into the finest detail. Attention is paid to what is essential - mountain biking.

HARDTAIL



ACTIVE BRAKE COOLING



DOUBLE FLEX STAYS



ADVANCED TWIN MOLD TECHNOLOGY



SYNTACE P6 CARBON FLEXPOST

DOUBLE FLEX STAYS

Ultraleichtes Carbon-Hardtail in rennfertiger High-End-Ausstattung. Dieses Bike überzeugt mit exklusivem Design und vereint durch die DOUBLE FLEX STAYS unmittelbaren Vortrieb mit vertikaler Dämpfung.

Ultra-light carbon hardtail with ready for race high-end equipment. This bike convinces with an exclusive design and combines immediate propulsion and vertical damping thanks to the DOUBLE FLEX STAYS.

ELITE SUPER HPC SLT

- ✔ Super HPC Advanced Twin Mold Monocoque Technology, RFR Geometry
- ✔ DT Swiss XRM 100 Single Shot, Remote Lockout, 100mm
- ✔ Sram XX 2x10-speed
- ✔ Magura MT8 Discbrakes
- ✔ Black Line
- ✔ 16", 18", 20", 22"
- ✔ 8,4 kg





ELITE SUPER HPC RACE

- ✔ Super HPC Advanced Twin Mold Monocoque Technology, RFR Geometry
- ✔ Rock Shox SID RLT, Remote Lockout, 100mm
- ✔ Sram XO 10-speed
- ✔ Formula R1 Discbrakes
- ✔ Team Line
- ✔ 16", 18", 20", 22"
- ✔ 9,6 kg



ULTRALITE
RACE
PROVEN

ELITE SUPER HPC SL

- ✔ Super HPC Advanced Twin Mold Monocoque Technology, RFR Geometry
- ✔ Fox F100RL FIT Remote Factory
- ✔ Shimano Deore XTR 10-speed
- ✔ Shimano XTR Discbrakes
- ✔ Black Line
- ✔ 16", 18", 20", 22"
- ✔ 9,3 kg



ELITE SUPER HPC PRO

- ✔ Super HPC Advanced Twin Mold Monocoque Technology, RFR Geometry
- ✔ Rock Shox SID RL, Remote Lockout, 100mm
- ✔ Shimano Deore XT 10-speed
- ✔ Formula RIX Discbrakes
- ✔ carbon blue'n'orange
- ✔ 16", 18", 20", 22"
- ✔ 9,9 kg






AWARD WINNING FAST

Als Spitzenmodell der Pro Composite Serie ist das REACTION GTC SLT im Starterfeld von Cross Country-Rennen und Marathons zu Hause, stellt aber auch den perfekten Begleiter auf langen Touren oder einem Alpencross dar. Ein Blick auf die Ausstattungsliste macht klar: Die Komponenten sind ein Garant für zuverlässige Funktion und ein Leichtes, agiles Hardtail, das jeden Antritt des Piloten unmittelbar umsetzt.


As the top model of the Pro Composite Series the REACTION GTC SLT is at home in the starting field of cross country races and marathons, but also represents the perfect companion on long trips or Alpine crossing. A look at the equipment list makes clear that the components are a guarantee for reliable operation. A lightweight, agile hardtail which converts each acceleration of the pilot immediately.

REACTION GTC SLT







- ✓ GTC Twin Mold Monocoque Technology, RFR Geometry
- ✓ Fox F100RL FIT Remote Factory
- ✓ Shimano Deore XT 10-speed Shimano Deore XT Discbrakes
- ✓ carbon green
- ✓ 16", 18", 20", 22"
- ✓ 10,5 kg





 red dot design award
winner 2010

REACTION GTC SL

-  GTC Twin Mold Monocoque Technology, RFR Geometry
-  Rock Shox SID RL, Remote Lockout, 100mm
-  Shimano Deore XT 10-speed Formula RIX Discbrakes
-  black'n'white
-  16", 18", 20", 22"
-  10,3 kg









REACTION ON DESIGN

Mit konischem Steuerrohr, innenverlegten Schaltzügen, PM Direct Bremsaufnahme und Press-Fit Innenlager zeigen sich die REACTION GTC Modelle technisch auf der Höhe der Zeit. Der Hightech Carbonrahmen im preisgekrönten Design bildet die optimale Basis für ambitionierte XC-Racer, Marathonisti und Tourenfahrer.

With tapered head tube, internally routed shifting cables, PM Direct brake mounts and Press-Fit bottom bracket, the REACTION GTC models are technically state of the art. The high-tech carbon frame in the award-winning design forms the ideal basis for serious XC racers, marathon racers and touring riders.







REACTION GTC RACE

-  GTC Twin Mold Monocoque Technology, RFR Geometry
-  Rock Shox Reba RL, Remote Lockout, 100mm
-  Sram XO 10-speed Formula RX Tune Discbrakes
-  black'n'blue'n'white
-  16", 18", 20", 22"
-  10,4 kg



 red dot design award
winner 2010

REACTION GTC PRO

-  GTC Twin Mold Monocoque Technology, RFR Geometry
-  FOX F100RL Evolution
-  Shimano Deore XT/SLX 10-speed Formula RX Discbrakes
-  black'n'grey'n'white
-  16", 18", 20", 22"
-  11,1 kg



 red dot design award
winner 2010



FAST TRAILS DEMAND FAST REACTIONS



» CLAUD WACHSMANN (MARKETING+SALES) MARIO LOBER (SALES)

REACTION SLT

- ✔ HPA 7005 Advanced HydroForm, triple butted, RFR Geometry
- ✔ FOX F100RL FIT Remote Factory
- ✔ Shimano Deore XT 10-speed Formula RIX Discbrakes
- ✔ black'n'grey'n'blue
- ✔ 16", 18", 20", 22"
- ✔ 11,0 kg

REACTION SL

- ✔ HPA 7005 Advanced HydroForm, triple butted, RFR Geometry
- ✔ Rock Shox SID RL, Remote Lockout, 100mm
- ✔ Sram XO 10-speed Formula RX Tune Discbrakes
- ✔ black'n'white
- ✔ 16", 18", 20", 22"
- ✔ 10,8 kg





RACING RIDING TRAINING YOU NAME IT



» MARIO LOBER (SALES)

REACTION RACE

- ✔ HPA 7005 Advanced Hydroform, triple butted, RFR Geometry
- ✔ Rock Shox Reba RL, Remote Lockout, 100mm
- ✔ Shimano Deore XT 10-speed
- ✔ Shimano Deore XT Discbrakes
- ✔ black anodized
- ✔ 16", 18", 20", 22"
- ✔ 10,8 kg



REACTION PRO

- ✔ HPA 7005 Advanced Hydroform, triple butted, RFR Geometry
- ✔ FOX F100RL Evolution
- ✔ Shimano Deore XT/SLX 10-speed
- ✔ Formula RX Tune Discbrakes
- ✔ white'n'red'n'black
- ✔ 16", 18", 20", 22"
- ✔ 11,3 kg





RIDE WITHOUT LIMITS



» MARIO LOBER (SALES) - JOHANNES SCHACHE (PRODUCT MANAGEMENT)

LTD SL

- ✓ Alu SuperLite AMF 6061 Double Butted, RFR Geometry
- ✓ Rock Shox Reba RL, Remote Lockout, 100mm
- ✓ Shimano Deore XT/SLX 10-speed
- ✓ Shimano XT Discbrakes
- ✓ grey metal green
- ✓ 16", 18", 20", 22"
- ✓ 11,7 kg

LTD SL

- ✓ Alu SuperLite AMF 6061 Double Butted, RFR Geometry
- ✓ Rock Shox Reba RL, Remote Lockout, 100mm
- ✓ Shimano Deore XT/SLX 10-speed
- ✓ Shimano XT Discbrakes
- ✓ black anodized
- ✓ 16", 18", 20", 22"
- ✓ 11,6 kg





LIMITED IT'S JUST A NAME



LTD RACE

- ✓ Alu Superlite AMF 6061 Double Butted, RFR Geometry
- ✓ FOX F100RL Evolution
- ✓ Shimano Deore XT/SLX 10-speed
- ✓ Shimano BR-M 505 Discbrakes
- ✓ grey metal blue
- ✓ 16", 18", 20", 22"
- ✓ 12,1 kg



LTD RACE

- ✓ Alu Superlite AMF 6061 Double Butted, RFR Geometry
- ✓ FOX F100RL Evolution
- ✓ Shimano Deore XT/SLX 10-speed
- ✓ Shimano BR-M 505 Discbrakes
- ✓ black anodized
- ✓ 16", 18", 20", 22"
- ✓ 12,0 kg





LTD PRO

- ✔ Alu Superlite AMF 6061 Double Butted, RFR Geometry
- ✔ Rock Shox Reba RL, Remote Lockout, 100mm
- ✔ Shimano Deore XT/Deore 10-speed Shimano BR-M 505 Discbrakes
- ✔ grey metal black
- ✔ 16", 18", 20", 22"
- ✔ 12.3 kg



LTD

- ✔ Alu Superlite AMF 6061 Double Butted, RFR Geometry
- ✔ Rock Shox Recon Silver Air, Remote Lockout, 100mm
- ✔ Shimano Deore XT / Deore 10-speed Formula RX Discbrakes
- ✔ grey metal red
- ✔ 16", 18", 20", 22"
- ✔ 12.8 kg



LTD PRO

- ✔ Alu Superlite AMF 6061 Double Butted, RFR Geometry
- ✔ Rock Shox Reba RL, Remote Lockout, 100mm
- ✔ Shimano Deore XT/Deore 10-speed Shimano BR-M 505 Discbrakes
- ✔ black anodized
- ✔ 16", 18", 20", 22"
- ✔ 12.2 kg



LTD

- ✔ Alu Superlite AMF 6061 Double Butted, RFR Geometry
- ✔ Rock Shox Recon Silver Air, Remote Lockout, 100mm
- ✔ Shimano Deore XT/Deore 10-speed Formula RX Discbrakes
- ✔ black anodized
- ✔ 16", 18", 20", 22"
- ✔ 12.7 kg



COMP SERIES

Die ausgewogene Geometrie und durchdachte Ausstattung der Bikes unserer COMP SERIES machen sie zum idealen Begleiter im Alltags Einsatz sowie auf längeren Touren. Das Topmodell ACID besticht mit stabilem und unempfindlichem Rahmen, einer problemlosen Shimano Scheibenbremse und Rock Shox Recon Luftfedergabel, die auch Hobbyrennfahrer begeistern werden.

The balanced geometry and sophisticated features of the ACID make it an ideal companion for everyday use as well as on longer trips. A stable and less sensitive frame, Shimano disc brakes and Rock Shox Recon Air Suspension Fork are the ingredients that will inspire even the amateur racer.



GO OUT AND
RIDE.
WHEREVER
YOU WANT

» JOHANNES SCHACHE (PRODUCT MANAGEMENT)

ACID

- ✓ Alu Lite AMF 6061 RFR Geometry
- ✓ Rock Shox Recon Silver Air, Remote Lockout, 100mm
- ✓ Shimano Deore XT/Deore 10-speed
- ✓ Shimano 445 Discbrakes
- ✓ black'n'white
- ✓ 16", 18", 20", 22"
- ✓ 12,8 kg



ACID

- ✓ Alu Lite AMF 6061 RFR Geometry
- ✓ Rock Shox Recon Silver Air, Remote Lockout, 100mm
- ✓ Shimano Deore XT/Deore 10-speed
- ✓ Shimano 445 Discbrakes
- ✓ grey'n'blue
- ✓ 16", 18", 20", 22"
- ✓ 12,8 kg





GET
ATTENTION
ON THE TRAILS

» LUDWIG DÖHL (FACTORY PILOT BIKE JUNIOR TEAM)

ATTENTION

- ✓ Alu Lite AMF 6061, RFR Geometry
- ✓ Rock Shox XC 28, Remote Lockout, 100mm
- ✓ Shimano Deore XT/Deore 10-speed Shimano 445 Discbrakes
- ✓ black'n'red
- ✓ 14", 16", 18", 20", 22"
- ✓ 13.1 kg



ATTENTION

- ✓ Alu Lite AMF 6061 RFR Geometry
- ✓ Rock Shox XC 28, Remote Lockout, 100mm
- ✓ Shimano Deore XT/Deore 10-speed Shimano 445 Discbrakes
- ✓ white'n'grey
- ✓ 14", 16", 18", 20", 22"
- ✓ 13.1 kg





Die 3x9 Schaltkomponenten und griffigen Shimano V-Bremsen machen das ANALOG mit seiner angenehmen Sitzposition zum perfekten Tourer. Im ANALOG DISC erfüllen die hydraulischen Scheibenbremsen und die Rockshox XC28 Federgabel mit einstellbarer Dämpfung auch die Anforderungen des sportlichen Fahrers.

The 3x9 shifting components and powerful Shimano V-brakes make the ANALOG with its pleasant seating position perfect for touring. The ANALOG DISC with hydraulic disc brakes and Rockshox XC28 suspension fork with adjustable damping meets the demands of the sporty rider.



- ANALOG DISC**
- ✓ Alu Lite AMF 6061, RFR Geometry
 - ✓ Rock Shox XC 28, Remote Lockout, 100mm
 - ✓ Shimano SLX/Deore 9-speed Shimano 445 Discbrakes
 - ✓ blue'n'green
 - ✓ 14", 16", 18", 20", 22"
 - ✓ 13,5 kg

ANALOG

- ✓ Alu Lite AMF 6061, RFR Geometry
- ✓ Suntour XCM Lockout, 100mm
- ✓ Shimano Deore 9-speed Shimano V-Brakes
- ✓ black'n'green
- ✓ 14", 16", 18", 20", 22"
- ✓ 13,3 kg

ANALOG DISC

- ✓ Alu Lite AMF 6061, RFR Geometry
- ✓ Rock Shox XC 28, Remote Lockout, 100mm
- ✓ Shimano SLX/Deore 9-speed Shimano 445 Discbrakes
- ✓ black'n'white
- ✓ 14", 16", 18", 20", 22"
- ✓ 13,5 kg





MORE TIME ON YOUR BIKE

Ein solider Rahmen mit bequemer Sitzposition, die zuverlässige 24-Gang-Ausstattung und eine blockierbare Suntour XCM Federgabel bilden im AIM die Grundlage für garantierten Fahrspaß. Das Schwestermodell AIM DISC kann zudem mit den Vorteilen einer hydraulischen Scheibenbremse punkten und setzt in dieser Klasse technisch klare Maßstäbe.

A solid frame with comfortable seating position, the reliable 24-speed equipment and a lockable Suntour XCM Fork form the basis for guaranteed fun on the AIM. Its sister model AIM DISC can also score points with the advantages of a hydraulic disc brake and sets clear benchmarks in its class.



AIM DISC

- ✓ Alu Lite AMF 6061, RFR Geometry
- ✓ Suntour XCM Lockout, 100mm
- ✓ Shimano 3x8-speed
Shimano 445 Discbrakes
- ✓ grey'n'blue
- ✓ 14", 16", 18", 20", 22"
- ✓ 13.7 kg

AIM

- ✓ Alu Lite AMF 6061, RFR Geometry
- ✓ Suntour XCM Lockout, 100mm
- ✓ Shimano 3x8-speed
Shimano V-Brakes
- ✓ black'n'white
- ✓ 14", 16", 18", 20", 22"
- ✓ 13.5 kg

AIM

- ✓ Alu Lite AMF 6061, RFR Geometry
- ✓ Suntour XCM Lockout, 100mm
- ✓ Shimano 3x8-speed
Shimano V-Brakes
- ✓ white'n'red
- ✓ 14", 16", 18", 20", 22"
- ✓ 13.5 kg





RIDE CUBE STYLE

OPTIMALLY ADAPTED FOR THE NEEDS OF THE RIDERS AND THEIR CUBE BIKE

JULIA

- WLS Jersey short sleeves Blackline**
Material: 100% Polyester

- Shorts Blackline**
Material: 100% Polyester

- CUBE Backpack AMS 11 Teamline**
Material: 100% Polyester

CLAUS

- CUBE Helmet HPC Blackline**
Material: In-Mold / Carbon

- Jersey short sleeves Teamline**
Material: 100% Polyester

- Shorts Blackline**
Material: 100% Polyester

- Half Cuff Sock All Mountain**
Material: 98% Polyester + 2% Elastane

- CUBE Backpack AMS 25+ Limited**
Material: 100% Polyester

cube.eu/acs

ANDRE

- CUBE Helmet HPC Blackline**
Material: In-Mold / Carbon

- Jersey long sleeves Freeride**
Material: 100% Polyester

- Shorts Freeride**
Material: 100% Polyester

- Half Cuff Sock All Mountain**
Material: 98% Polyester + 2% Elastane

- Gloves long finger heavy Freeride**
Material: 100% Polyester

- CUBE Backpack AMS 11 Blackline**
Material: 100% Polyester



CUBE 29ER

EINE NEUE DIMENSION DES MOUNTAINBIKENS

AGILE RIDE GEOMETRY bildet die perfekte Symbiose aus schnellen 29" Laufrädern und dem agilen Handling, das Sie auch von jedem 26" CUBE Mountainbike erwarten würden. Innovative Detaillösungen erlauben uns, die Hinterbau-Länge kompakt zu halten und durch Einsatz speziell angepasster Gabelgeometrien ergibt sich ein gewohntes Lenkverhalten. In den AMS 29 Modellen hält EFFICIENT RIDE CONTROL mit all seinen Vorteilen Einzug ins 29 Zoll Format: Auch die Fans der großen Laufräder können sich hier auf unser sensibles aber antriebsneutrales Hinterbaukonzept verlassen und haben 120mm vollaktiven Federweg zur Verfügung. Wie auch im 26" Pendant erreichen wir für alle Rahmengrößen die identische Fahrwerksperformance.

A NEW DIMENSION OF MOUNTAIN BIKING

AGILE RIDE GEOMETRY is the perfect combination of fast 29" wheels and agile handling you would expect from any 26" CUBE mountain bike. Innovative detailed solutions allow us to keep the rear triangle compact and specially adjusted fork geometries result in a familiar steering behavior. In the AMS 29 models, EFFICIENT RIDE CONTROL with all advantages find's its way into the 29 inch format: All fans of the big wheels can rely on our sensitive yet drive-neutral rear suspension system and benefit from 120mm fully active travel. As in the 26" counterpart, we achieve the identical chassis performance for all frame sizes.

ARG AGILE RIDE GEOMETRY

Agile Ride Geometry kombiniert die Wendigkeit und Agilität eines 26 Zoll Mountainbikes mit den hervorragenden Laufeigenschaften eines 29ers. Ermöglicht wird dies durch maximal verkürzte Kettentreiben, niedrige Tretlagerhöhe, spezielle direct mount Umwerfermontage und Federgabeln mit speziellem Offset.

Agile Geometry Ride combines the maneuverability and agility of a 26-inch mountain bikes with excellent running characteristics of a 29er. This is made possible by maximum shortened chainstays, low bottom bracket, special direct mount front derailleur assembly and suspension forks with special offset.

efficient ride CONTROL

Das ERC System ermöglicht, dass alle Rahmengrößen frei von Antriebs- und Bremsinflüssen sind und das gleiche Verhalten in Vortrieb und Sensibilität zeigen. Ermöglicht wird dies durch die spezielle Positionierung aller Drehpunkte des Hinterbaus.

With the ERC System all frame sizes of a particular model show no negative suspension and braking influences and have the same characteristics in terms of riding feel and sensitivity. This is made possible by the special positioning of all pivot points of the rear triangle.



TWENTYNINER POWER AND PRECISION



» LUDWIG DÖHL (FACTORY PILOT BIKE JUNIOR TEAM)

Dass große Reifen besser rollen, ist hinlänglich bekannt. Dass ein 29er außerdem noch agil, komfortabel und sportlich sein kann, beweist das brandneue AMS 29. Genügend Federweg für einen Alpencross und doch vortriebsstark durch das antriebsneutrale Fahrwerk.

It is well known that big wheels roll better. That a 29er can also be agile, comfortable and sporty is proven by the brand new AMS 29. Enough suspension travel for Alpine crossing yet strong jacking due to the neutral chassis.

AMS 29 SLT

- ✓ HPA 7005 Advanced Hydroform ERC, triple butted, STK 130mm Travel, X-12-Axle
- ✓ Fox F120RLC FIT 29 Kashima Factory, 120mm
- ✓ Fox RP23 Boost Valve Kashima Factory
- ✓ Shimano XTR 10-speed Formula R1 Discbrakes
- ✓ black anodized
- ✓ 17", 19", 21", 23"
- ✓ 11,9 kg



ABB/IMAGE: AMS 29 RACE

AMS 29 RACE

- ✓ HPA 7005 Advanced Hydroform ERC, triple butted, STK 130mm Travel, X-12-Axle
- ✓ Fox F120RLC FIT 29 Factory, 120mm
- ✓ Fox RP23 Boost Valve Factory
- ✓ Sram XO 10-speed Formula R1X Discbrakes
- ✓ black anodized
- ✓ 17", 19", 21", 23"
- ✓ 12,7 kg

AMS 29

- ✓ HPA 7005 Advanced Hydroform ERC, triple butted, STK 120mm Travel, X-12-Axle
- ✓ Fox F120RL Evolution 29, 120mm
- ✓ FOX RP23 Performance
- ✓ Shimano Deore XT / SLX 10-speed Hayes Stroker Ryde Discbrakes
- ✓ white'n'black
- ✓ 17", 19", 21", 23"
- ✓ 13,1 kg





AGILE RIDE GEOMETRY



SPECIAL 29ER FORK OFFSET



FOX FACTORY FLOAT RLC FIT KASHIMA COATING



ADVANCED TWIN MOLD TECHNOLOGY

LEICHT, SCHNELL, VORTRIEBSTARK!

Superleichtes Hightech Carbon Hardtail im 29er Format. Beim ELITE 29 SUPER HPC profitiert der ambitionierte Racer von den Vorteilen der 29" Laufräder, kombiniert mit der gewohnten Spritzigkeit eines CUBE Elite. Auch die edle Ausstattung spiegelt den Anspruch dieses Bikes wider.

Super lightweight high-tech carbon hardtail in 29er format. With the ELITE 29 SUPER HPC the ambitious racer benefits from the advantages of the 29" wheels, combined with the usual liveliness of a CUBE Elite. Also the first-class equipment reflects the claim of this bike: Strong, light, and fast.

ELITE 29 SUPER HPC

- ✓ Super HPC Advanced Twin Mold Monocoque Technology, ARG
- ✓ Fox F100RLC FIT Kashima Factory 29
- ✓ Sram XO 10-speed Formula R1 Discbrakes
- ✓ Team Line
- ✓ 17", 19", 21", 23"
- ✓ 10,1 kg





PURE ACCELERATION



» LUDWIG DÖHL (FACTORY PILOT BIKE JUNIOR TEAM)

REACTION 29 GTC PRO

- ✓ GTC Twin Mold Monocoque Technology, AR6
- ✓ Rock Shox Reba RL 29, Remote Lockout, 100mm
- ✓ Shimano Deore XT / Deore 10-speed Formula RX Discbrakes white'n'black
- ✓ 17", 19", 21", 23"
- ✓ 11,0 kg



REACTION 29 GTC SL

- ✓ GTC Twin Mold Monocoque Technology, AR6
- ✓ Rock Shox SID RL 29, Remote Lockout, 100mm
- ✓ Shimano Deore XT 10-speed Formula RX Tune Discbrakes carbon'n'white
- ✓ 17", 19", 21", 23"
- ✓ 10,6 kg





LTD SL 29

- ✓ Alu SuperLite AMF 6061 Double Butted, AR6
- ✓ Fox F100RL Evolution 29
- ✓ Shimano Deore XT / Deore 10-speed Formula RX Tune Discbrakes
- ✓ grey metal green
- ✓ 17", 19", 21", 23"
- ✓ 12,6 kg



LTD PRO 29

- ✓ Alu SuperLite AMF 6061 Double Butted, AR6
- ✓ Rock Shox Reba RL 29, Remote Lockout, 100mm
- ✓ Shimano Deore XT / Deore 10-speed Shimano BR-M445 Discbrakes
- ✓ black anodized
- ✓ 17", 19", 21", 23"
- ✓ 12,7 kg



DIE HERAUSFORDERUNG DER 29" BIKES LIEGT DARIN, DIE UNTERSCHIEDE IN HINTERBAULÄNGE, SCHWERPUNKTLAGE UND RADSTAND IM VERGLEICH ZUM 26" MTB SO ABZUSTIMMEN, DASS SICH DAS 29" RAD SO AGIL ANFÜHLT WIE EIN 26" RAD.
THE CHALLENGE WITH 29" BIKES IS TO ADJUST THE DIFFERENCES IN THE LENGTH OF THE REAR TRIANGLE, CENTER OF GRAVITY POSITION AND WHEELBASE WHEN COMPARED TO A 26" BIKE. IN ORDER THAT A 29ER IS AS AGILE AS A 26" BIKE.

ANALOG 29

- ✓ Alu SuperLite AMF 6061 Double Butted, AR6
- ✓ Suntour XCM 29 Lockout, 100mm
- ✓ Shimano SLX / Deore 9-speed Shimano 445 Discbrakes
- ✓ white'n'black
- ✓ 17", 19", 21", 23"
- ✓ 13,9 kg



ACID 29

- ✓ Alu SuperLite AMF 6061 Double Butted, AR6
- ✓ Rock Shox XC32 29, Remote Lockout, 100mm
- ✓ Shimano Deore XT / Deore 10-speed Shimano BR-M445 Discbrakes
- ✓ black'n'white
- ✓ 17", 19", 21", 23"
- ✓ 13,2 kg





CUBE ROAD RACE

DIE PERFEKTEN BEGLEITER

Wollen Sie für sich selbst Kilometer um Kilometer auf ruhigen Landstraßen abspulen, in der Gruppe einen Marathon durch imposante Landschaften fahren oder sich im Rennen messen? Dann ist ein CUBE Rennrad der perfekte Begleiter. Die vollkommen neu entwickelten Rahmen der UTENING SUPER HPC und AGREE GTC Serie ermöglichen durch Hybrid Cable Routing die Verwendung von elektronischen Schaltkomponenten und die neu gestalteten schlanken Rohrformen überzeugen nicht nur optisch, sondern erhöhen bei gleicher Tretlager- und Steuerkopfsteifigkeit deutlich den Fahrkomfort. Die Fertigungsweise beim UTENING SUPER HPC ermöglicht zudem ein Rahmengewicht von rekordverdächtigen 850 Gramm. Alle unsere Rennräder bekommen für 2012 neu entwickelte Gabeln mit konischem Schaft - in Vollcarbon oder Alu-Verbundbauweise - und in diesem Zuge wurden auch die Rahmen der Performance Serie überarbeitet und punkten nun mit konischem Steuerrohr und dadurch besseren Steifigkeitswerten.

THE PERFECT COMPANIONS

If you want to whizz off kilometer after kilometer on quiet roads on your own, ride a marathon tour in scenic landscapes in the group or compete in road races? Then a CUBE road bike is the perfect companion. The newly developed frames of the UTENING SUPER HPC and AGREE GTC series allow the use of electronic components through Hybrid Cable Routing, and the newly designed slim tube shapes convince not only visually, but increase clearly the riding comfort at the same bottom bracket and head tube stiffness. The production method for the UTENING SUPER HPC enables a frame weight of record-breaking 850 grams. For 2012 all of our road bikes get a newly developed fork with tapered steerer - in full carbon or aluminum composite construction. In this course the frames of our Performance Series were revised and score now with a tapered head tube and thus better stiffness.



M² | hybrid cable ROUTING

Hybrid Cable Routing verleiht unseren neuen AGREE GTC und LITENING SUPER HPC Rahmen die Fähigkeit, beide Schaltungsarten, mechanisch und elektronisch, zu beherbergen. So kann man auch nachträglich auf die zukunftsweisende Schaltung umsteigen und braucht hierfür lediglich eine andere Tretlagerabdeckung, die den Shimano Short Battery Mount formschlüssig aufnimmt.

Hybrid Cable Routing enables our new AGREE GTC and LITENING SUPER HPC frames to mount both types of shifting, mechanic and electronic, without compromise. If you want to switch to electronic equipment later you only have to swap a plate at the bottom bracket which then integrates perfectly with the Shimano Short Battery Mount.

MP+ | multi purpose HANGER

Bei den neuen AGREE GTC und LITENING SUPER HPC Modellen verbauen wir unseren Multi Purpose Hanger. Einerseits erleichtert er die Montage der integrierten Kabelführung, da sich im demontierten Zustand eine großzügige Öffnung in der Kettenstrebe ergibt. Zusätzlich bietet er die Möglichkeit für beide Schaltungsarten, klassisch und elektronisch, die optimale Zug- bzw. Kabelführung bereit zu stellen.

The new AGREE GTC and LITENING SUPER HPC frames are equipped with our newly developed Multi Purpose Hanger. It offers a bigger opening to make it easier to fit the internally routed cables when removed. It also offers the possibility to fix both gear systems, the classic one and the electronic type and give the perfect cable routing for both.

TS | TAPERED STEERER

Diese neue Steuerrohrform ist steifer und erzeugt auch in schwierigem Gelände ein sicheres Fahrgefühl. Durch die direkte Kraftübertragung entsteht höchste Lenkpräzision. Durch den größeren Gabelschaft wird auch die Gabel steifer. Gleichzeitig spart man durch entfallende Lagerschalen Gewicht, da die unteren Lager voll integriert sind.

This new steerer tube design is stiffer than a conventional straight steerer and generates a more secure ride feel even in difficult terrain. Minimal flex at the front of the frame means that the greatest possible steering precision is generated. With the larger steerer the forks become more rigid. At the same time weight is saved due to the absence of bearing shells as the lower bearing is fully integrated into the head tube.

S | hpc SUPER

Für unsere Bikes mit dem SUPER HPC Logo verwenden wir ausschließlich die hochwertigste Carbonfaser und Matrix. Zusätzlich wird nur das ADVANCED TWIN MOLD Verfahren eingesetzt, dass Herstellungstoleranzen minimiert und so überschüssiges Material vermeidet.

For our bikes with the SUPER HPC Logo we only use the highest quality carbon fiber and matrix. In addition, only the ADVANCED TWIN MOLD method is used that minimizes manufacturing tolerances, thus avoiding excess material.



ULTRALIGHT CANE CREEK AER CERAMIC HEADSET

DI2 INTEGRATED



ADVANCED TWIN MOLD TECHNOLOGY - 850G



CLS EVO - 320G

LITENING SUPER HPC SLT

- ✓ High Performance Composite Monocoque Carbon, tapered steerer, hybrid cable routing
- ✓ CUBE CSL EVO Full Carbon fork
- ✓ Shimano Dura Ace Di2 39/53
- ✓ Mavic R-Sys SL wheelset
- ✓ Black Line
- ✓ 50, 53, 56, 58, 60, 62, 64 cm
- ✓ 6,3 kg
- ★ DT Swiss CSW RC X.0 wheelset add on

Ultra-leichter High-End Renner mit hochwertigster Bestückung. Perfektionierter Schaltkomfort durch die elektronische Shimano Dura Ace Di2 gepaart mit federleichten Syntace Parts und Mavic R-SYS SL Laufräder der Nobelklasse.

Ultra-lightweight high-end racer with the highest quality equipment. Perfected shifting comfort by the electronic Shimano Dura Ace Di2 combined with Lightweight Syntace parts and Mavic R-SYS SL wheels





- LIGHTNING SUPER HPC RACE**
- ✔ High Performance Composite Monocoque
Carbon, hybrid cable routing
 - ✔ CUBE CSL EVO Fullcarbonfork
 - ✔ Sram RED 39/53, DT Swiss CSW RA 2.0
 - ✔ Team Line
 - ✔ 50, 53, 56, 58, 60, 62, 64 cm
 - ✔ 6.7 kg (DT CSW RC X.0)
 - ✔ Compact 34/50
DT Swiss CSW RC X.0 wheelset add on

ABB / IMAGE: DT SWISS CSW RC X.0 ADD ON OPTION

LIGHTNING SUPER HPC SL

- ✔ High Performance Composite Monocoque
Carbon, hybrid cable routing
- ✔ CUBE CSL EVO Full carbon fork
- ✔ Shimano Dura Ace 39/53
DT Swiss CSW RA 2.0 wheelset
- ✔ Black Line
- ✔ 50, 53, 56, 58, 60, 62, 64 cm
- ✔ 6.1 kg (R-Sys SL)
- ✔ Compact 34/50
DT Swiss CSW RC X.0 wheelset add on
Mavic R-Sys SL wheelset



ABB / IMAGE: MAVIC R-SYS SL OPTION

LIGHTNING SUPER HPC PRO

- ✔ High Performance Composite Monocoque
Carbon, hybrid cable routing
- ✔ CUBE CSL EVO Fullcarbonfork
- ✔ Shimano Ultegra 34/50
DT Swiss CSW RA 2.0 wheelset
- ✔ carbon'n'blue'n'red
- ✔ 50, 53, 56, 58, 60, 62, 64 cm
- ✔ 7.1 kg
- ✔ 2-speed 39/53
DT Swiss CSW RC X.0 wheelset add on





AGREE GTC SL

- ✔ Gran Turismo Composite Modular Fiber Tech Monocoque, hybrid cable routing
- ✔ CUBE CSL EVO Fullcarbonfork
- ✔ Shimano Dura Ace 34/50
- ✔ DT Swiss CSW RA 2.0 wheelset
- ✔ carbon green
- ✔ 50, 53, 56, 58, 60, 62, 64 cm
- ✔ 7,6 kg
- ★ 2-speed 39/53

Hightech Carbon-Rahmen mit komfortorientiertem Charakter und hochwertiger Ausstattung. Die Shimano Dura Ace Komponenten und die ultraleichte CSL Evo Vollcarbongabel bilden die perfekte Basis für lange Touren oder den Renneinsatz.

High-tech carbon frame with comfort-oriented character and high-quality equipment. The Shimano Dura Ace components and the ultra-lightweight CSL Evo full carbon fork form the perfect basis for long trips or races.



RIDE
YOUR
WAY



AGREE GTC D12

- ✔ Gran Turismo Composite Modular Fiber Tech Monocoque, hybrid cable routing
- ✔ CUBE CSL EVO Fullcarbonfork
- ✔ Shimano Ultegra D12 34/50
- ✔ DT Swiss CSW RR 2.0 wheelset
- ✔ carbon'n'white'n'grey
- ✔ 50, 53, 56, 58, 60, 62, 64cm
- ✔ 7,9 kg



AGREE GTC RACE

- ✔ Gran Turismo Composite Modular Fiber Tech Monocoque, hybrid cable routing
- ✔ CUBE CSL RACE Carbonfork
- ✔ Shimano Ultegra 34/50
- ✔ EASTON EA 50 Aero wheelset
- ✔ white'n'red'n'black
- ✔ 50, 53, 56, 58, 60, 62, 64cm
- ✔ 7,8 kg (Compact)
- ✔ Triple 30/39/52



AGREE GTC PRO

- ✔ Gran Turismo Composite Modular Fiber Tech Monocoque, hybrid cable routing
- ✔ CUBE CSL RACE Carbonfork
- ✔ Shimano Ultegra/105 30/39/50
- ✔ DT Swiss CSW RR 1.0 wheelset
- ✔ carbon'n'white'n'blue
- ✔ 50, 53, 56, 58, 60, 62, 64cm
- ✔ 8,1 kg (Compact)
- ✔ Compact 34/50



AGREE GTC

- ✔ Gran Turismo Composite Modular Fiber Tech Monocoque
- ✔ CUBE CSL RACE Carbonfork
- ✔ Shimano 105 34/50
- ✔ Easton EA30 wheelset
- ✔ carbon'n'white'n'red
- ✔ 50, 53, 56, 58, 60, 62, 64cm
- ✔ 8,4 kg (Compact)
- ✔ Triple 30/39/50





ALUMINIUM PRO AND SUPER LIGHT

Hydrogeformter Hochleistungs Aluminium Rahmen in einem stimmigen Gesamtpaket. Innenverlegte Züge sparen Gewicht und sorgen für eine perfekte Optik. Shimano Ultegra Komponenten für präzise Schaltperformance. Einsatzgebiet: Touren, Marathon und Race.

Hydroformed high performance aluminum frame in a harmonious overall package. Internally routed cables save weight and provide a perfect look. Shimano Ultegra components for precise shifting performance. Intended use: tours, marathon and race.



» JOHANNES SCHACHE (PRODUCT MANAGEMENT) - LUDWIG DÖHL (FACTORY PILOT BIKE JUNIOR TEAM)

AGREE SL

- ✔ HPA 7005 Hydroformed, triple butted, Advanced Inner Cable Routing
- ✔ CUBE CSL RACE Carbonfork
- ✔ Shimano Ultegra 34/50
- ✔ DT Swiss CSW RR 2.0 wheelset black anodized
- ✔ 50, 53, 56, 58, 60, 62, 64cm
- ✔ 8,1 kg (Compact)
- ★ Triple 30/39/52



AGREE PRO

- ✔ HPA 7005 Hydroformed, triple butted, Advanced Inner Cable Routing
- ✔ CUBE CSL RACE Carbonfork
- ✔ Shimano Ultegra 30/39/52
- ✔ Easton EA 50 Aero wheelset white'n'black'n'red
- ✔ 50, 53, 56, 58, 60, 62, 64cm
- ✔ 8,2 kg (Compact)
- ★ Compact 34/50



**PELTON SL**

- ✓ Alu SuperLite 6061 AMF, double butted, tapered steerer, Inner cable routing
- ✓ CUBE CL RACE Carbonfork
- ✓ Shimano Ultegra/105 30/39/50
- ✓ EASTON EA 30 wheelset
- ✓ black green print
- ✓ 50, 53, 56, 58, 60, 62, 64cm
- ✓ 8.5 kg (Compact)
- ★ Compact 34/50

**PELTON PRO**

- ✓ Alu SuperLite 6061 AMF, double butted, tapered steerer, Inner cable routing
- ✓ CUBE CL RACE Carbonfork
- ✓ Shimano Tiagra 10-speed 30/39/50
- ✓ EASTON EA30 wheelset
- ✓ black white print
- ✓ 50, 53, 56, 58, 60, 62, 64cm
- ✓ 9.0 kg

**PELTON RACE**

- ✓ Alu SuperLite 6061 AMF, double butted, tapered steerer, Inner cable routing
- ✓ CUBE CL RACE Carbonfork
- ✓ Shimano Ultegra/105 30/39/50
- ✓ white blue'n'red print
- ✓ 50, 53, 56, 58, 60, 62, 64cm
- ✓ 8.8 kg (Compact)
- ★ Compact 34/50

**PELTON**

- ✓ Alu SuperLite 6061 AMF, double butted, tapered steerer, Inner cable routing
- ✓ CUBE CL RACE Carbonfork
- ✓ Shimano Sora 9-speed 30/39/50
- ✓ EASTON EA30 wheelset
- ✓ white red print
- ✓ 50, 53, 56, 58, 60, 62, 64cm
- ✓ 9.1 kg





CROSS

YOUR LIMITS



CROSS RACE PRO

- ✓ HPA 7005 triple butted, RFR-Geometry
- ✓ Easton EC70X Carbon
- ✓ Shimano Ultegra 10-speed 36/46
EASTON EA50 Aero wheelset
- ✓ black anodized
- ✓ 53, 56, 59, 62cm
- ✓ 8,9 kg



CROSS RACE

- ✓ HPA 7005 triple butted, RFR-Geometry
- ✓ Easton EC70X Carbon
- ✓ Shimano 105 10-speed 36/46
EASTON EA50 Aero wheelset
- ✓ black'n'white
- ✓ 53, 56, 59, 62cm
- ✓ 9,2 kg





YOU CAN BEAT THE WIND

Auf der Jagd nach Sekundenbruchteilen zählt jedes Detail. Eine optimierte Sitzposition und die dadurch perfektionierte Aerodynamik. Das AERIUM HPC schafft alle Voraussetzungen, dass Hobbyathleten sowie Profis jedes Quantum Muskelkraft direkt in Speed umsetzen können.

On the hunt for a split second every detail counts. An optimized seating position and thereby perfected aerodynamics. The AERIUM HPC creates all the conditions that amateur athletes and professionals can convert any fractional amount of muscle power directly into speed.



AERIUM HPC RACE

- ✓ High Performance Composite Monocoque Carbon, Aerodynamic Geometry
- ✓ Dedacciai Black Fin Carbon Fork
- ✓ Sram Red 10-speed 39/53
- ✓ EASTON EA90 Aero wheelset
- ✓ TEAMLINE
- ✓ S / M / L / XL
- ✓ 7,6 kg

AERIUM HPC PRO

- ✓ High Performance Composite Monocoque Carbon, Aerodynamic Geometry
- ✓ Dedacciai Black Fin Carbon Fork
- ✓ Shimano Dura Ace 10-speed 39/53
- ✓ EASTON EA50 wheelset
- ✓ TEAMLINE
- ✓ S / M / L / XL
- ✓ 7,9 kg

ABB/IMAGE: AERIUM HPC RACE



AERIUM RACE

- ✔ HPA 7005 Aero HydroForm, triple butted, Top-/Down tube hydroformed
- ✔ Deddacciai Black Fin Carbon fork
- ✔ Shimano Dura Ace/Ultegra 10-speed 39/53
- ✔ EASTON EA50 Aero wheelset
- ✔ black'n'green'n'white
- ✔ S / M / L / XL
- ✔ 8,3 kg



AERIUM PRO

- ✔ HPA 7005 Aero HydroForm, triple butted, Top-/Down tube hydroformed
- ✔ Deddacciai Black Fin Carbon fork
- ✔ Shimano Ultegra 10-speed 39/50
- ✔ EASTON EA50 Aero wheelset
- ✔ white'n'black'n'red
- ✔ S / M / L / XL
- ✔ 9,3 kg



» ROLF SCHWARZ (FACTORY PILOT)





GET YOUR ACCESSORIES ON

LUDWIG

- CUBE Helmet HPC Blackline**
Material: In-Mold / Carbon
- Jersey short sleeves Blackline**
Material: 100% Polyester
- Bib Short Blackline**
Material: 100% Nylon
- Quarter Sock Blackline**
Material: 98% Polyester + 2% Elastane
- Glove short finger All Mountain**
Material: 100% Polyester
- CUBE Bottle Cage HPC**
Material: Carbon
- CUBE Bottle 0.75l transparent**
Material: 100% Polyethylen

JOHANNES

- CUBE Helmet HPC Blackline**
Material: In-Mold / Carbon
- Jersey short sleeves Teamline**
Material: 100% Polyester
- Bib Short Teamline**
Material: 10% Elastane + 90% Polyester
- Quarter Sock Teamline**
Material: 98% Polyester + 2% Elastane
- Glove short finger Teamline**
Material: 100% Polyester
- CUBE Bottle Cage HPP white/black**
Material: Glas fibre reinforced Polycarbonate
- CUBE Bottle 0.5l transparent**
Material: 100% Polyethylen

cube.eu/acs



AFTER RACE WEAR

- T-Shirt Shade blue**
Material: 100% Cotton
- T-Shirt Racepilot red**
Material: 100% Cotton
- T-Shirt Big Icon green**
Material: 100% Cotton
- T-Shirt Rectangle black**
Material: 100% Cotton
- WLS T-Shirt Fichtelmountains petrol**
Material: 100% Cotton
- WLS Hoody Bavaria petrol**
Material: 100% Polyester
- Polo Classic black**
Material: 100% Cotton
- Hoody Race Pilot black**
Material: 100% Cotton

Wir bedanken uns beim Hotel Santoni für die herausragende Gastfreundlichkeit.

Many thanks to Hotel Santoni for their outstanding hospitality.

hotel santoni

home of

www.hotelsantoni.com



CUBE TOUR

NATÜRLICH RADFAHREN

Ob alleine, zu zweit, mit der Familie, Freunden und Bekannten - Radfahren macht Spaß! Die Auswahl unseres Tourensegmentes umfasst für den Gelegenheitsradler, urbanen Vielfahrer, trainingsorientierten Sportler bis hin zum Radreisenden das passende Modell. Schnell und einfach können Flaschenhalter und dank des MULTI FEATURE DROPOUTS auch Schutzbleche und Gepäckträger nachgerüstet werden. Für unsere voll ausgestattete GLOBAL TRAVEL SERIES haben wir eine neue Rahmengeometrie, die COMFORT EFFICIENCY GEOMETRY entwickelt. Diese vereint eine sehr komfortable Sitzposition mit optimaler Kraftübertragung. Überzeugen Sie sich selbst bei einer Probefahrt und erleben Sie Fahrspaß neu.

I TAKE MY BIKE!

Whether alone, in pairs, with family, friends and acquaintances - Cycling is fun! The selection of our tour segment includes the opportunity for cyclists, urban skiers, training-oriented athletes to bike travelers the perfect match. Quickly and easily the bottle holder and thanks to the MULTI FEATURE DROPOUT even fenders and carrier can be retrofitted. For our fully equipped GLOBAL TRAVEL SERIES, we developed a new frame geometry, the COMFORT EFFICIENCY GEOMETRY. This combines a very comfortable riding position with optimal power transmission. See for yourself on a test ride and experience the driving pleasure.



SUNTOUR HIGHEND SUSPENSION FORK



SYNTACE P6 CARBON FLEXPOST



XT DISC BRAKES



ALUMINIUM SUPERLIGHT - ANODIZED SURFACE

Die High-End-Ausstattung, kombiniert mit dem extrem leichten Rahmen und der kratzfesten Eloxaloberfläche, verwandelt das TONOPAH in eine optimale Arbeits- und Spaßmaschine. Eine Alpenüberquerung, täglicher Trainingseinsatz sowie sportliche Ausfahrten gehören zum Einsatzgebiet.

The high-end equipment, combined with the extremely light frame and scratch-resistant anodized surface, transforms the TONOPAH in an optimal work and fun machine. For crossing the Alps, daily use as well as athletic training or long trips, a real allrounder.



ABB/IMAGE: TONOPAH SL



TONOPAH SL

- ✓ Aluminium SuperLite, double butted
- ✓ Suntour NRX-5 RLD
- ✓ Shimano XTR 10-Speed/XT
- ✓ Shimano XT RT76 hydr. disc
- ✓ black anodized
- ✓ 46, 50, 54, 58, 62; Lady: 46, 50, 54 cm
- ✓ 10,7 kg

TONOPAH RACE

- ✓ Aluminium SuperLite, double butted
- ✓ Suntour NRX-5 RLD
- ✓ Shimano XT 10-Speed
- ✓ Shimano XT RT53 hydr. disc
- ✓ black anodized
- ✓ 46, 50, 54, 58, 62; Lady: 46, 50, 54 cm
- ✓ 11,2 kg

TONOPAH PRO

- ✓ Aluminium SuperLite, double butted
- ✓ Suntour NCX-E RL Lite
- ✓ Shimano XT 10-Speed/SLX
- ✓ Formula RX hydr. disc
- ✓ black anodized
- ✓ 46, 50, 54, 58, 62; Lady: 46, 50, 54 cm
- ✓ 11,5 kg










ENJOY NATURE WHEREVER YOU ARE

» VRONI BETZ (TESTRIDER)










CROSS PRO

-  Aluminium SuperLite, double butted
-  Suntour NCX-E RL Lite
-  Shimano XT 10-Speed/SLX
-  Shimano RM445 hydr. disc
-  white black red
-  46, 50, 54, 58, 62; Lady: 46, 50, 54 cm
-  11,6 kg



CROSS

-  Aluminium SuperLite, double butted
-  Suntour NCX-D RL Lite
-  Shimano XT 10-Speed/XT/Deore
-  Magura HS11
-  grey black white
-  46, 50, 54, 58, 62; Lady: 46, 50, 54 cm
-  12,2 kg





NATURE PRO

- Aluminium SuperLite, double butted
- Suntour NCX-D RL Lite
- Shimano XT 10-Speed/XT/Deore
- Shimano AM445 hydr. disc
- black grey green
- 46, 50, 54, 58, 62; Lady: 46, 50, 54 cm
- 12,3 kg



» MARIO LOBER (SALES) - JULIA HOFMANN (TESTRIDER)

NATURE PRO

- Aluminium SuperLite, double butted
- Suntour NCX-D RL Lite
- Shimano XT 10-Speed/XT/Deore
- Shimano AM445 hydr. disc
- black grey red
- 46, 50, 54, 58, 62; Lady: 46, 50, 54 cm
- 12,3 kg










NATURE

- Aluminium Lite, heat treated
- Suntour NCX-D LD Lite
- Shimano SLX/SLX/Alivio
- Magura H511
- black grey print
- 46, 50, 54, 58, 62; Lady: 46, 50, 54 cm
- 12,9 kg












CURVE PRO

-  Aluminium Lite, heat treated
-  Suntour NEX4610
-  Shimano SLX/Deore/Acera
-  Shimano AM445 hydr. disc
-  grey white print
-  46, 50, 54, 58, 62; Lady: 46, 50, 54 cm
-  13,5 kg










CURVE PRO

-  Aluminium Lite, heat treated
-  Suntour NEX4610
-  Shimano SLX/Deore/Acera
-  Shimano AM445 hydr. disc
-  white black print
-  46, 50, 54, 58, 62; Lady: 46, 50, 54 cm
-  13,5 kg











LTD CLS PRO

-  Aluminium Lite, heat treated
-  Suntour NEX4610
-  Shimano Acera 9-Speed
-  Shimano AM445 hydr. disc
-  grey black print
-  46, 50, 54, 58, 62; Lady: 46, 50, 54 cm
-  13,7 kg



LTD CLS

-  Aluminium Lite, heat treated
-  Suntour NEX4110
-  Shimano Alivio 8-Speed/
-  Acera/ST-EF51 / V-Brake
-  black white print
-  46, 50, 54, 58, 62;
-  Lady: 46, 50, 54 cm
-  13,1 kg





CRANKBROTHERS COBALT 2



SHIMANO ALFINE 11-SPEED



CRANKBROTHERS COBALT 2



ONEPIECE DESIGN

THE EDITOR

Die 11 Gänge der Shimano Alfine Nabenschaltung lassen sich in der Stadt voll ausfahren. Der superleichte EDITOR Rahmen vereint sportlichen Vortrieb, Wendigkeit in der Stadt und das gewisse Understatement.

Profit from the 11 gears of the Shimano Alfine internal hub while riding in the city. The super light EDITOR frame combines efficiency, easy handling in the city jungle and a cool look.








EDITOR

- ✓ High Performance Aluminium, triple butted
- ✓ Aluminium Rigid Fork
- ✓ Shimano ALfine 11-Speed Shimano ALfine hydr. disc
- ✓ shadow black grey
- ✓ 46, 50, 54, 58, 62
- ✓ 11,3 kg





HYDE SL

-  Aluminium SuperLite, double butted
-  Aluminium Rigid Fork
-  Shimano XT 2x10/Deore
-  Shimano AM445 hydr. disc
-  shadow black red
-  46, 50, 54, 58, 62 cm
-  11,5 kg









HYDE RACE

-  High Performance Aluminium, 3-fach konifiziert
-  Aluminium Rigid Fork
-  Shimano ALfine 8-Speed
-  Shimano AM445 hydr. disc
-  shadow black blue
-  46, 50, 54, 58, 62 cm
-  11,9 kg










HYDE PRO

-  Aluminium SuperLite, double butted
-  Aluminium Rigid Fork
-  Shimano Nexus 8-Speed / V-Brake
-  shadow black white
-  46, 50, 54, 58, 62; Lady: 46, 50, 54 cm
-  12 kg



HYDE

-  Aluminium SuperLite, double butted
-  Aluminium Rigid Fork
-  Shimano Acera 9-Speed
-  Shimano AM445 hydr. disc
-  shadow black white
-  46, 50, 54, 58, 62; Lady: 46, 50, 54 cm
-  12,2 kg





Proviant in den Packtaschen verstaut, Wasserflaschen gefüllt und noch einmal die Route überflogen. Die Radreise kann beginnen. Ein Rad aus der GLOBAL TRAVEL SERIES ist der zuverlässige Begleiter. Die Ausgewogene COMFORT EFFICIENCY GEOMETRY (CEG) ermöglicht eine komfortable Sitzposition bei optimaler Kraftübertragung.

Provisions tucked into the panniers, water bottles filled and a glance over the route. Let the journey begin. A bike of our GLOBAL TRAVEL SERIES is the perfect companion. The balanced COMFORT EFFICIENCY GEOMETRY (CEG) is designed for a comfortable riding position while transferring leg power without loss.



KATHMANDU

- Aluminium SuperLite, double butted
- Suntour NCX-S RLD
- Shimano XT 10-Speed
Magura H51
- black anodized
- 46, 50, 54, 58, 62; Lady: 46, 50, 54 cm
- 13,4 kg



» VRONI BETZ (TESTRIDER) - JOHANNES SCHACHE (PRODUCT MANAGEMENT)

DELHI PRO

- Aluminium SuperLite, double butted
- Suntour NCX-D RL Lite
- Shimano XT 10-Speed/SLX
Shimano RM445 hydr. disc
- silver black white
- 46, 50, 54, 58, 62; Lady: 46, 50, 54 cm
- 14,4 kg



DELHI

- Aluminium SuperLite, double butted
- Suntour NCX-D RL Lite
- Shimano XT/LX/Alivio
Magura H511
- black grey black
- 46, 50, 54, 58, 62; Lady: 46, 50, 54 cm
- 14,7 kg












EVERY JOURNEY STARTS WITH
THE FIRST
PEDAL STROKE









» FRANK GREIFZU (PRODUCT MANAGEMENT)

TOURING PRO

-  Aluminium SuperLite, double butted
-  Suntour NCX-D LD Lite
-  Shimano XT/LX/Alivio
-  Shimano RM445 hydr. disc
-  grey silver white
-  46, 50, 54, 58, 62; Lady: 46, 50, 54 cm
-  15.1 kg



TOURING

-  Aluminium Lite, heat treated
-  Suntour NCX-D LD Lite
-  Shimano XT/LX/Alivio / V-Brake
-  black grey red
-  46, 50, 54, 58, 62; Lady: 46, 50, 54 cm
-  15.1 kg





TRAVEL PRO

- ✓ Aluminium Lite, heat treated
- ✓ Suntour NEX4110
- ✓ Shimano Deore 9-Speed/Acera
- ✓ Shimano AM445 hydr. disc
- ✓ black gray blue
- ✓ 46, 50, 54, 58, 62; Lady: 46, 50, 54 cm
- ✓ 15,5 kg



» JOHANNES SCHACHE (PRODUCT MANAGEMENT)

TRAVEL

- ✓ Aluminium Lite, heat treated
- ✓ Suntour NEX4110
- ✓ Shimano Deore 9-Speed/Acera / V-Brake
- ✓ grey silver
- ✓ 46, 50, 54, 58, 62; Lady: 46, 50, 54 cm
- ✓ 15,5 kg



TOWN

- ✓ Aluminium Lite, heat treated
- ✓ Suntour NEX4110
- ✓ Shimano Alivio 8-Speed/Acera/ST-EF51 / V-Brake
- ✓ black grey
- ✓ 46, 50, 54, 58, 62; Lady: 46, 50, 54 cm
- ✓ 15,4 kg





Ein Straßenrenner im Trekkingpelz. Schnell und leicht auf Asphalt durch Anleihen aus der Rennrad-Ausstattung.

Fast on tarr. With componentry borrowed from the road race department you will fly over country roads.

SL CROSS RACE

- ✓ High Performance Aluminium, triple butted
- ✓ Aluminium Rigid Fork
- ✓ Shimano Deore XT / Deore / V-Brake
- ✓ black'n'blue
- ✓ 50, 53, 56, 59, 62 cm
- ✓ 9,9 kg



SL CROSS SL

- ✓ High Performance Aluminium, triple butted
- ✓ Dedacciai Black Speed Carbon
- ✓ Shimano Ultegra Compact/ Tiagra / V-Brake
- ✓ black anodized
- ✓ 50, 53, 56, 59, 62 cm
- ✓ 9,3 kg



SL CROSS PRO

- ✓ High Performance Aluminium, triple butted
- ✓ Aluminium Rigid Fork
- ✓ Shimano 105/Tiagra / V-Brake
- ✓ grey'n'white
- ✓ 50, 53, 56, 59, 62 cm
- ✓ 10,2 kg



SL CROSS

- ✓ High Performance Aluminium, triple butted
- ✓ Aluminium Rigid Fork
- ✓ Shimano SLX/Deore/Acera / V-Brake
- ✓ black'n'red
- ✓ 50, 53, 56, 59, 62 cm
- ✓ 10,9 kg





PEDELEC

CUBE PEDELEC

MÖGE DIE KRAFT MIT DIR SEIN

EPO steht für ELECTRIC POWER OPTIMIZER - Die eigene Kraft wird von einem 250W starken Motor unterstützt. Ehemals unüberwindbare Berge sind ab sofort leicht zu meistern - Fahrspaß pur ist garantiert. Die 180mm großen Scheibenbremsen stoppen diesen nicht, jedoch das Rad in den nötigen Situationen.

MAY THE FORCE BE WITH YOU

EPO stands for ELECTRIC POWER OPTIMIZER - Your own strength is supported by a 250 W powerful motor. Even the steepest hills are now easy to master - Pure fun is guaranteed. The large 180mm disc brakes don't stop the fun, but the bike in case it is needed.



DYNAMIC E-ASSIST



IN FRAME CHARGING



WIRELESS REMOTE CONTROL



AERODYNAMIC HIDDEN BATTERY

E-POWER 29"



EPO 29ER

- ✓ High Performance Aluminium, triple butted
- ✓ Rock Shox Reba RL 29, 100mm, Motion Control, PopLoc
- ✓ Shimano XT-10 Speed/SLX/Deore
- ✓ Shimano AM445 hydr. disc
- ✓ 13Ah Battery
- ✓ black anodized
- ✓ 17", 19", 21", 23"
- ✓ 20.5 kg



EPO FE

- ✓ High Performance Aluminium, triple butted
- ✓ Aluminium Tapered Rigid Fork
- ✓ Shimano XT/SLX/Deore Shimano AM445 13Ah Battery
- ✓ black anodized
- ✓ 46, 50, 54, 58, 62; Lady: 46, 50, 54 cm
- ✓ 19,9 kg

EPO

- ✓ High Performance Aluminium, triple butted
- ✓ Aluminium Tapered Rigid Fork
- ✓ Shimano XT 10-Speed/SLX/Deore Shimano AM445 hydr. disc 9Ah Battery
- ✓ black anodized
- ✓ 46, 50, 54, 58, 62; Lady: 46, 50, 54 cm
- ✓ 18,8 kg



EPO FE LADY

- ✓ High Performance Aluminium, triple butted
- ✓ Aluminium Tapered Rigid Fork
- ✓ Shimano XT/SLX/Deore Shimano AM445 13Ah Battery
- ✓ black anodized
- ✓ 46, 50, 54, 58, 62; Lady: 46, 50, 54 cm
- ✓ 19,7 kg





WLS WOMAN LIKE SERIES

LEICHTE BIKES MIT INNOVATIVER TECHNIK

Bei unserer WOMAN LIKE SERIES bieten wir der Kundin kein Alibi-Frauenbike an, sondern vielmehr ausgereifte Lösungen für die frauenspezifischen Anforderungen. Für Freude auch auf langen Touren sind nicht nur die angepassten Rahmengenometrien verantwortlich, auch die Verwendung von ergonomisch optimierten Sätteln und Griffen trägt zum Fahrvergnügen bei. Ab dem Modell ACCESS WLS PRO finden sich zum Beispiel in der gesamten Mountainbike Linie hochwertige Luftfederelemente, die sich perfekt auf das Gewicht der Fahrerin abstimmen lassen. Je nach Einsatzbereich werden Rennradfahrerinnen in der AXIAL Serie fündig. Vom hochwertigen 2-fach konifzierten ALUMINIUMrahmen bis hin zum superleichten AXIAL GTC Carbon-Chassis bleiben keine Wünsche offen.

LIGHT BIKES WITH INNOVATIVE TECHNOLOGY

In our WOMAN LIKE SERIES, we offer the customer sophisticated solutions to meet women's specific needs. Not only the customized frame geometries, but also the use of ergonomic optimized saddles and grips contributes to riding pleasure even on long trips. Starting from the model ACCESS WLS PRO, e.g. high-quality air suspension elements that perfectly match the weight of the rider, can be found in the entire mountain bike line. Depending on intended use, female road racers can find their perfect bike in the AXIAL Series. From high-quality double butted aluminum frames to the super-lightweight AXIAL GTC made of carbon fiber, we have the bike to meet your wish.



» VRONI BETZ (TESTRIDER) - JULIA HOFMANN (TESTRIDER)

AMS WLS PRO

- ✔ HPA 7005 Advanced HydroForming
- ✔ ERC Triple Butted, WLS Geometry
- ✔ Rock Shox Reba RL, Remote Lockout, 110 mm
- ✔ Fox Factory Float RP23 BV
- ✔ Shimano Deore XT/SLX, Formula RX
- ✔ 15", 17"
- ✔ black fading white
- ✔ 12,3 kg



AMS WLS

- ✔ HPA 7005 HydroForming Triple Butted, WLS Geometry
- ✔ Rock Shox Reba RL, Remote Lockout, 100 mm
- ✔ Manitou Radium Expert
- ✔ Shimano Deore XT/SLX, Shimano BR-M505
- ✔ white fading grey
- ✔ 15", 17"
- ✔ 13,0 kg





WOMAN LIKE PERFORMANCE POWERFUL AND RELAXED

Hochleistungs Carbon-Hardtail für sportlich ambitionierte und anspruchsvolle Fahrerinnen. Shimano XT/SLX Komponenten sorgen für zuverlässige Performance. Details wie der Selle Italia X1 Lady Sattel und die CUBE Ergo Grips werden den Anforderungen der sportiven Bikerinnen gerecht.

High performance carbon hardtail for ambitious and demanding female riders. Shimano XT/SLX components ensure reliable performance, details such as the Selle Italia X1 Lady saddle and the CUBE Ergo Grips live up to the expectations of sporty lady bikers.

- ACCESS WLS GTC
- GTC Twin Mold Monocoque Technology
- Rock Shox Reba RL, Remote Lockout, 100 mm
- Shimano Deore XT/SLX, Formula RX Tune
- carbon fading blue
- 14", 16", 18", 20"
- 10,6 kg





ACCESS WLS SL

- ✓ Alu Superlite AMF 6061 Double Butted, WLS Geometry
- ✓ Rock Shox Reba RL, Remote Lockout, 100 mm
- ✓ Shimano Deore XT/SLX, Shimano BR-M505
- ✓ 13", 15", 17", 19"
- ✓ black fading white
- ✓ 11.9 kg



ACCESS WLS RACE

- ✓ Alu Superlite AMF 6061 Double Butted, WLS Geometry
- ✓ Rock Shox Recon Air, Remote Lockout, 100 mm
- ✓ Shimano Deore XT/SLX, Shimano BR-M445
- ✓ 13", 15", 17", 19"
- ✓ white fading grey
- ✓ 12.9 kg



ACCESS WLS PRO

- ✓ Alu Superlite AMF 6061 Double Butted, WLS Geometry
- ✓ Suntour Raidon Air, Remote Lockout, 100 mm
- ✓ Shimano SLX/Deore Shimano BR-M445
- ✓ 13", 15", 17", 19"
- ✓ black fading white
- ✓ 13.1 kg









ACCESS WLS

- ✓ Alu Lite AMF 6061, WLS Geometry
- ✓ Suntour XCM Lockout, 100 mm
- ✓ Shimano Alivio, Shimano BR-M422 V-Brake
- ✓ 13", 15", 17", 19"
- ✓ white fading blue
- ✓ 13.5 kg









AXIAL GTC SL

-  GTC Monocoque Advanced Twin Mold Technology
-  CUBE CSL Race Carbon, 1 1/8"-1 1/2"
-  Shimano Ultegra 3x10-speed
-  47, 50, 53, 56 cm
-  carbon fading green
-  8,1 kg









FAST WOMEN NEED
FAST BIKES

AXIAL GTC PRO

-  GTC Monocoque Advanced Twin Mold Technology
-  CUBE CSL Race Carbon, 1 1/8"-1 1/2"
-  Shimano Ultegra/105 3x10-speed
-  47, 50, 53, 56 cm
-  carbon fading blue
-  8,5 kg



AXIAL

-  Alu SuperLite 6061 AMF, Double Butted
-  CUBE CL Race Carbon, 1 1/8"-1 1/2"
-  Shimano 105 3x10-speed
-  47, 50, 53, 56 cm
-  white fading grey
-  9,0 kg





PHILIPP (TESTRIDER) - EMMA (TESTRIDER)

Radfahren zu Lernen hat für Kinder eine große Bedeutung - sie sind mobil, sie werden selbstbewusster und sie schulen alle motorischen Fähigkeiten, wie Koordination und Balance, spielerisch und fordern ihren Bewegungsapparat auf gesunde Weise.

Learning to ride a bike is very important for children. Cycling helps to experience early forms of movement through play and also trains the sense of balance. Their own mobility increases, they learn to control their body and can get to know a new area of life, road traffic, through play.

KID 160

- ✓ Aluminium 6061, KID-Geometry
- ✓ Hi Ten
- ✓ Coaster Brake, Cantilever Front brake, Training Wheels, Flag CUBE
- ✓ 9,5 kg



✓ race team

CUBIE 120

- ✓ Aluminium 6061, KID-Geometry
- ✓ Aluminium 6061 Lite
- ✓ Aluminium Lite
- ✓ 3,9 kg



✓ race team



✓ princess

3-5
YEARS
16"







✓ white'n'blue

2-4
YEARS
12"







KID 200

-  Aluminium 6061, KID-Geometry
-  Hi Ten
-  Shimano Shifting components, V-Brakes with Powermodulator, 7-speed
-  10,7 kg



KID 240

-  Aluminium 6061, KID-Geometry
-  RST-191 Omni Suspension
-  Shimano Equipment, V-Brakes with Powermodulator, 24-speed
-  12,7 kg



5-7
YEARS
20"



7-9
YEARS
24"









KIDS WANT MORE



KID 260

-  Aluminium 6061, KID-Geometry
-  RST-191 Omni Suspension
-  Shimano Equipment, V-Brakes with Powermodulator, 24-speed
-  12,6 kg

YOUTH 26"



 race green



 race team



 white fading blue



Wir von CUBE entwickeln und produzieren Premium-Fahrräder. Dabei legen wir größten Wert auf Sicherheit und Qualität unserer Produkte.

Wir bieten daher eine Qualität, die über die Einhaltung der europäischen Normenforderung hinausgeht und zusätzliche Leistungsprofile für den jeweiligen, speziellen Verwendungszweck berücksichtigt.

Schon bei der Auswahl der Produkte wird auf den europäischen Standard für Fahrradteile, der sog. CEN - Norm geachtet. D.h., nur Produkte mit entsprechendem Zertifikat kommen in die engere Auswahl für unsere Fahrräder.

Zusätzlich haben wir unsere eigenen Inhouse-Tests mit eigenen Testverfahren und Testmethoden entwickelt. Diese basieren auf den Standards der Europäischen Normen für Fahrräder (z.B. EN14766 für Mountainbikes, EN14781 für Rennräder etc.) sowie auf dem freiwilligen, darüberhinaus gehenden Standard DIN plus. Eigens für diese Testreihen entwickelte Prüfstände ermöglichen uns, in realen, praxisnahen Simulationen, Rahmen, Gabeln, Bremsen und Lenker-/Vorbaukombinationen auf die tatsächlich einwirkenden Betriebs-lasten hin zu überprüfen und zwar genauso wie sie in verschiedenen Situationen im Fahrgebrauch zu erwarten sind.

We at CUBE develop and produce premium quality bikes. In the process we place great value on the safety and quality of our products.

We therefore offer a quality which exceeds European standards requirements and includes additional performance profiles for the particular special designated use.

Even during selection of products European minimum standards for bicycle components, the so-called CEN standard is observed, i.e. only products with the appropriate certificate are considered in the shortlist selection for our bicycles.

In addition we have developed our own in-house tests using our own test procedures and testing methods. These are based on the standards contained in the European norms for bicycles (e.g. EN14766 for mountain bikes, EN14781 for racing bikes etc.) plus the voluntary DIN Plus standard which goes beyond these. Test rigs specially developed for these series of tests enable us to test in real practical simulations frames, forks, brakes and handlebar/front extension combinations to examine how they are to be expected to behave in various situations while riding.

FULLSUSPENSION HARDTAIL 29ER ROADRACE TRIATHLON TOUR PEDELEC WLS KIDS

CUBE.EU

