



## PS20/MC17/MC18 Technical Accessory Guide






NOTE: MC17T discontinued 5/2013  
 MC17A discontinued 7/2013  
 MC17U discontinued 3/2017 - PMB 2846  
 MC18A discontinued 3/2017 - PMB 2920

NOTE: This document is only for general reference. Solution Builder and related PMBs should be used for product availability, pricing, and final solution selection.




\* Zebra does not endorse or specifically recommend any **third-party products, accessories, or hardware**. ZEBRA DISCLAIMS ANY AND ALL LIABILITY, INCLUDING ANY EXPRESS OR IMPLIED WARRANTIES, WHETHER ORAL OR WRITTEN, FOR SUCH THIRD PARTY PRODUCTS, ACCESSORIES, OR HARDWARE. THE CUSTOMER ACKNOWLEDGES THAT NO REPRESENTATION HAS BEEN MADE BY ZEBRA AS TO THE FITNESS OF THE THIRD-PARTY PRODUCTS, ACCESSORIES, OR HARDWARE FOR THE CUSTOMER'S INTENDED PURPOSE.

### Cradles/Charging

Part Number		Description	Notes	Required Items
PSS-3CR01-00R		MC17 Single-Slot LOCKING Charging Cradle	<ul style="list-style-type: none"> <li>►Only compatible with MC17</li> <li>►To be discontinued 3/2020 - PMB 2846</li> </ul>	<ul style="list-style-type: none"> <li>►DC Power Cord, DC Y Cord, or DC Interconnect Cord (see section below)</li> <li>►Power Supply (PWR-BGA12V108W0WW)</li> <li>►AC Line Cord (23844-00-00R)</li> </ul>
PSS-3CR01-NLR		MC17 Single-Slot NON-Locking Charging Cradle	<ul style="list-style-type: none"> <li>►Allows for easy removal from cradle.</li> <li>►Users no longer need to provide identification credentials to unlock cradle and developers do not need to code additional unlocking software.</li> <li>►Only compatible with MC17</li> <li>►To be discontinued 3/2020 - PMB 2846</li> </ul>	<ul style="list-style-type: none"> <li>►DC Power Cord, DC Y Cord, or DC Interconnect Cord (see section below)</li> <li>►Power Supply (PWR-BGA12V108W0WW)</li> <li>►AC Line Cord (23844-00-00R)</li> </ul>
CRD-MC18-1SLOT-01		PS20/MC18 Single-Slot LOCKING Charging Cradle	<ul style="list-style-type: none"> <li>►Only compatible with PS20 or MC18</li> <li>►Same vertical size as MC17 cradle so existing MC17 furniture/fixture can be used for PS20 or MC18 deployments.</li> </ul>	<ul style="list-style-type: none"> <li>►DC Power Cord, DC Y Cord, or DC Interconnect Cord (see section below)</li> <li>►Power Supply (PWR-BGA12V108W0WW)</li> <li>►AC Line Cord (23844-00-00R)</li> </ul>








CRD-MC18-3SLOTH-01		PS20/MC18 Desktop (DT) NON-Locking 3-Slot Charging Cradle	<ul style="list-style-type: none"> <li>•Non-locking cradle allows for easy device removal in areas like check-out counters, back rooms, customer service desks, etc.</li> <li>•Cradle can be placed on counter/desktop.</li> <li>•Only compatible with PS20 or MC18</li> <li>•Display of PS20/MC18 faces out</li> </ul>	<ul style="list-style-type: none"> <li>•DC Power Cord, DC Y Cord, or DC Interconnect Cord (see section below)</li> <li>•Power Supply (PWR-BGA12V108W0WWW)</li> <li>•AC Line Cord (23844-00-00R)</li> </ul>
CRD-MC18-3SLCKH-01		PS20/MC18 High Density (HD) LOCKING 3-Slot Charging Cradle	<ul style="list-style-type: none"> <li>•Only compatible with PS20 or MC18</li> <li>•Display of PS20/MC18 faces out.</li> <li>•Cradle is designed to be mounted vertically on wall/fixture. Screws for mounting are not included.</li> </ul>	<ul style="list-style-type: none"> <li>•DC Power Cord, DC Y Cord, or DC Interconnect Cord (see section below)</li> <li>•Power Supply (PWR-BGA12V108W0WWW)</li> <li>•AC Line Cord (23844-00-00R)</li> </ul>
CRD-MC18-3SLCKS-01		PS20/MC18 Super High Density (SHD) LOCKING 3-Slot Charging Cradle	<ul style="list-style-type: none"> <li>•Only compatible with PS20 or MC18</li> <li>•Display of PS20/MC18 faces up for tighter spacing of multiple cradles.</li> <li>•Cradle is designed to be mounted vertically on wall/fixture. Screws for mounting are not included.</li> </ul>	<ul style="list-style-type: none"> <li>•DC Power Cord, DC Y Cord, or DC Interconnect Cord (see section below)</li> <li>•Power Supply (PWR-BGA12V108W0WWW)</li> <li>•AC Line Cord (23844-00-00R)</li> </ul>









### Communication Cables




Part Number	Picture	Description	Notes	Required Items
CBL-PS20-USBCHG-01		PS20 USB Communication Cable	<ul style="list-style-type: none"> <li>•Only compatible with PS20</li> <li>•USB A connector for direct connection to PC host.</li> <li>•PS20 battery door is removed to use cable. No screws required to hold cable in place.</li> </ul>	
CBL-MC18-USB1-01		MC18 USB Communication Cable	<ul style="list-style-type: none"> <li>•Only compatible with MC18</li> <li>•USB A connector for direct connection to PC host.</li> <li>•MC18 battery door is removed to use cable.</li> </ul>	
25-68596-01R		USB Communication Cable to ActiveSync PC/Host cable	<ul style="list-style-type: none"> <li>•Only compatible with MC17</li> </ul>	25-101374-01R

### Misc







Part Number	Picture	Description	Notes	Required Items
-------------	---------	-------------	-------	----------------



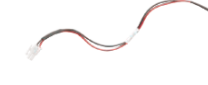







PSS-3SH01-00R		Cart Holder Mounting Kit	<ul style="list-style-type: none"> <li>Mounts to shopping cart handle to hold one PS20/MC17/MC18 unit.</li> <li>PS20 can use Sensing Mode to enable Proximity (Hands-free) scanning when it detects the device is mounted on a cart.</li> </ul>	
PSS-3KY01-00R (single pack) To be discontinued 3/2020 - PMB 2846		Cradle Release Pin Key	<ul style="list-style-type: none"> <li>Used to manually unlock MC17 from the Single Slot Locking Cradle (PSS-3CR01-00R).</li> <li>Do not use with PS20/MC18 Single Slot Locking Cradle or PS20/MC18 3-Slot Locking cradles. Use KT-MC18-CKEY-20 instead.</li> </ul>	
PSS-3KY01-20R (pack of 20) Discontinued 3/2017 - PMB 2846				
KT-MC18-CKEY-20		PS20/MC18 3-Slot Cradle Release Tool	<ul style="list-style-type: none"> <li>Used to mechanically unlock the PS20 or MC18 Terminal from the Single Slot Locking Cradle (CRD-MC18-1SLOT-01) or 3-Slot Locking Cradles (CRD-MC18-3SLCKH-01 and CRD-MC18-3SLCKS-01).</li> <li>Pack of 20 keys</li> </ul>	
KT-MC18-REBOOT-05		PS20/MC18 Reboot Tool	<ul style="list-style-type: none"> <li>Used to reboot the terminal by connecting &amp; holding the tool to the terminal while holding down the scan key for 10 seconds.</li> <li>Pack of 5 keys</li> </ul>	
KT-MC18-CTOOL-01		PS20/MC18 Cradle Cover Removal Tool	<ul style="list-style-type: none"> <li>Used to remove 3-Slot Cradle Cover where hand space is limited.</li> </ul>	
KT-MC18-CSTKIT-01		PS20/MC18 Deployment Starter Kit	<ul style="list-style-type: none"> <li>Includes one 20-pack of Release Keys (KT-MC18-CKEY-20), one 5-pack of Terminal Reboot Tool (KT-MC18-REBOOT-05) and one Cradle Housing Tool (KT-MC18-CTOOL-01).</li> </ul>	
KT-098273-00R		Front Bezel Cover for MC17 (non-touch) (pack of 50)	<ul style="list-style-type: none"> <li>Only compatible with MC17</li> </ul>	


<p>Submit a Custom Products Request at <a href="http://cpr.symbol.com">http://cpr.symbol.com</a> (Zebra internal site)</p>		<p>MC17 Customized Bezels</p>	<ul style="list-style-type: none"> <li>•MC17 front bezel can be customized with customer colors and logo</li> <li>•Only compatible with MC17</li> </ul>	
<p>Submit a Custom Products Request at <a href="http://cpr.symbol.com">http://cpr.symbol.com</a> (Zebra internal site)</p>		<p>MC18 Customized Branding Plates</p>	<ul style="list-style-type: none"> <li>•MC18 side located recessed area can be customized with customer colors and logo</li> </ul>	
<p>MISC-PS20-SCRN-05 (pack of 5)</p>		<p>PS20 Tempered Glass Screen Protector (pack of 5)</p>	<ul style="list-style-type: none"> <li>•Tempered glass</li> <li>•Includes alcohol wipes, cleaning cloth, and tools needed for screen protector installation.</li> </ul>	
<p>KT-114012-01R</p>		<p>MC17T (touch) Screen Protector (pack of 10)</p>	<ul style="list-style-type: none"> <li>•For use with applications with high touch screen usage, Zebra recommends the use of a screen protector to minimize wear and tear.</li> <li>•Screen protectors enhance the usability and durability of touch screen displays.</li> <li>•Only compatible with MC17T</li> </ul>	
<p>11-42794-03R (pack of 3)  ▶To be discontinued 3/2020 - PMB 2846  11-42794-50R (pack of 50)  ▶Discontinued 3/2017 - PMB 2846</p>		<p>Tetherable Stylus for MC17T (touch)</p>	<ul style="list-style-type: none"> <li>•Only compatible with MC17</li> </ul>	
<p>SG-PS20-SFTHLT-01</p>		<p>PS20/MC18 Soft Holster</p>	<ul style="list-style-type: none"> <li>•Allows user to wear the device on the hip or cross-body</li> <li>•Includes belt clip and cross-body strap for either wearing method.</li> </ul>	
<p>X6595DWSPR (3rd party) *  <a href="http://www.ultimacase.com">http://www.ultimacase.com</a></p>		<p>MC17 Polyduck Fabric Holster with Integral Belt Loop</p> 	<ul style="list-style-type: none"> <li>•Unified design with integrated back panel belt loop for wearing on waist belt.</li> <li>•Soft, durable Polyduck fabric exterior</li> <li>•Hook &amp; loop closure on belt loop for quick on/off</li> <li>•Only compatible with MC17</li> </ul>	

<p>X6563DWSP (3rd party) *</p> <p><a href="http://www.ultimacase.com">http://www.ultimacase.com</a></p>		<p>MC17 Neoprene Boot with Clear Front and D-Rings</p> 	<ul style="list-style-type: none"> <li>▶ Neoprene body resists degradation from weather and stretches for snug fit</li> <li>▶ See-thru Polyurethane on front for protection and use in cold weather</li> <li>▶ Opening on back for quick access to battery</li> <li>▶ Velcro strap with rectangle ring for quickly putting on or removing from the unit.</li> <li>▶ Two D-rings for shoulder strap attachment</li> <li>▶ Only compatible with MC17</li> </ul>	
<p>50-12500-066</p>		<p>Wrist Strap</p>	<ul style="list-style-type: none"> <li>▶ Only compatible with PS20 which includes tether point for strap.</li> <li>▶ Convenient lanyard-style wrist strap allows users to keep hands free to perform tasks and handle objects.</li> <li>▶ Attaches to bottom of PS20's handle.</li> <li>▶ NOTE: Strap must be removed from PS20's handle to dock device in cradles.</li> </ul>	

**Power Cords/Power Supplies**

Power Cords/Power Supplies				
Part Number	Picture	Description	Notes	Required Items
CBL-DC-394A1-01		DC Power Cord	<ul style="list-style-type: none"> <li>▶ Used with Power Supply PWR-BGA12V108W0WW to power Charging Cradles</li> <li>▶ Cable can provide power for 1 to 6 cradle slots.</li> <li>▶ 19.5 inches long</li> </ul>	
25-66210-01R		DC Power Cord Y cable	<ul style="list-style-type: none"> <li>▶ Used with Power Supply PWRS-14000-241R to power multiple charging cradles.</li> <li>▶ Each Y segment can provide power for 1 to 6 cradle slots (up to 12 slots in total).</li> <li>▶ 19.5 inches long</li> </ul>	
CBL-DC-393A1-02		DC Power Cord Y cable	<ul style="list-style-type: none"> <li>▶ Used with Power Supply PWR-BGA12V108W0WW to power multiple charging cradles.</li> <li>▶ Each Y segment can provide power for 1 to 6 cradle slots (up to 12 slots in total).</li> <li>▶ 39.7 inches (1 m) long</li> </ul>	
CBL-DC-393A1-01		DC Power Cord Y cable	<ul style="list-style-type: none"> <li>▶ Used with Power Supply PWR-BGA12V108W0WW to power multiple charging cradles.</li> <li>▶ Each Y segment can provide power for 1 to 6 cradle slots (up to 12 slots in total).</li> <li>▶ 39.7 inches (1 m) long</li> </ul>	
CBL-DC-392A1-02		DC Power Cord Y cable	<ul style="list-style-type: none"> <li>▶ Used with Power Supply PWR-BGA12V108W0WW to power multiple charging cradles.</li> <li>▶ Each Y segment can provide power for 1 to 6 cradle slots (up to 12 slots in total).</li> <li>▶ 79.4 inches (2 m) long</li> </ul>	
CBL-DC-392A1-01		DC Power Cord Y cable	<ul style="list-style-type: none"> <li>▶ Used with Power Supply PWR-BGA12V108W0WW to power multiple charging cradles.</li> <li>▶ Each Y segment can provide power for 1 to 6 cradle slots (up to 12 slots in total).</li> <li>▶ 79.4 inches (2 m) long</li> </ul>	

25-66431-01R		DC Power Interconnect cord (12" length)	<ul style="list-style-type: none"> <li>Connects Cradles to each other to run off one power supply.</li> <li>A maximum of 6 cradle slots can be interconnected together.</li> <li>12.6 inches long</li> </ul>	
25-66430-01R		DC Power Interconnect cord (60" length)	<ul style="list-style-type: none"> <li>Connects Cradles to each other to run off one power supply.</li> <li>A maximum of 6 cradle slots can be interconnected together.</li> <li>60 inches long</li> </ul>	
CBL-MC18-EXINT1-01		DC Power Interconnect Extension cord	<ul style="list-style-type: none"> <li>Connects to one end of the Interconnection Cable (25-66431-01R) in order to provide extra cradle interconnection length which may be needed in some installation designs.</li> <li>Can also be used to connect to the DC Power Cord Y cable (CBL-DC-393A1-02 or CBL-DC-392A1-02) for providing additional cable length in some installations.</li> <li>A maximum of 6 cradle slots can be interconnected together.</li> <li>Cable length is 12.6 inches long</li> </ul>	DC Power Interconnection cord (25-66431-01R) or DC Power Cord Y Cable (CBL-DC-393A1-02 or CBL-DC-392A1-02)
PWR-BGA12V108W0WWW		Power Supply	<ul style="list-style-type: none"> <li>Used to power one to twelve cradle slots.</li> <li>Can charge up to 12 cradle slots at Standard Rate (1.0A) or up to 9 cradle slots at Fast Rate (1.5A).</li> <li>100-240 VAC, 12V, 9A, 108W</li> <li>Provides US DOE Level VI compliance for power efficiency.</li> <li>Replaces PWRS-14000-241R</li> </ul>	
23844-00-00R		AC Cable	Used with Power Supply	
<b>Batteries</b>				
BTRY-PS20-35MA-01 (single)  BTRY-PS20-35MA-10 (10 pack)		PS20 Spare Battery with PowerPrecision Plus (3500 mAh) 	<ul style="list-style-type: none"> <li>Only compatible with PS20</li> <li>Uses advanced state of health and state of charge information to improve device management.</li> <li>Information available: <ul style="list-style-type: none"> <li>Advanced state of Charge (shows the remaining battery power based on two factors: present charge and present real-time usage patterns of the device.</li> <li>Advanced State of Health (highly accurate end-of-life prediction)</li> <li>Dynamic usage patterns are constantly calculated, factoring in criteria such as the applications that are in use and scanning frequency).</li> </ul> </li> </ul>	
BTRY-MC18-27MAG-01 (single)  BTRY-MC18-27MAG-10 (10 pack)		MC18 Spare Battery with PowerPrecision (2725 mAh) 	<ul style="list-style-type: none"> <li>Only compatible with MC18</li> <li>Uses advanced state of health and state of charge information to improve device management</li> </ul>	
BTRY-MC17RAB0E-10 (10 pack)  BTRY-MC17RAB0E-50 (50 pack)		MC17 Spare Battery (2400 mAh)	<ul style="list-style-type: none"> <li>Only compatible with MC17</li> <li>To be discontinued 3/2020 - PMB 2846</li> </ul>	

KT-120840-10		MC17 Battery Upgrade Kit (2400 mAh) - 10 pack	<ul style="list-style-type: none"> <li>•Includes wiring harness used on MC17A.</li> <li>•This harness can be retrofitted on MC17 and MC17T</li> <li>•Only compatible with MC17</li> </ul>	
KT-120840-50		MC17 Battery Upgrade Kit (2400 mAh) - 50 pack	<ul style="list-style-type: none"> <li>•Includes wiring harness used on MC17A.</li> <li>•This harness can be retrofitted on MC17 and MC17T</li> <li>•Only compatible with MC17</li> </ul>	
KT-050400-10		MC17 Battery wiring harness - 10 pack	<ul style="list-style-type: none"> <li>•This harness is included on the MC17A.</li> <li>•It can be retrofitted on MC17 and MC17T</li> <li>•Only compatible with MC17</li> </ul>	
KT-050400-50		MC17 Battery wiring harness - 50 pack	<ul style="list-style-type: none"> <li>•This harness is included on the MC17A.</li> <li>•It can be retrofitted on MC17 and MC17T</li> <li>•Only compatible with MC17</li> </ul>	