

DEWALT

18V XR BRUSHLESS COMBI DRILL

DCD796P2-GB
2501312103

Ultra-compact combi drill
with brushless motor for
a longer run time

15 torque positions
for consistent
screwdriving
into a variety of
materials

Ergonomic design
with rubber grip
overmould for user
comfort.

Full range offers on Page 107

INTRODUCTORY
OFFER

£189.95



Supplied with 2 x 5.0Ah Li-ion
batteries, multi-voltage charger,
belt hook, side magnetic bit holder
and a TSTAK heavy duty kit box



Wiring Accessories



Smart Home



Cable & Cable Management



Distribution



Fire & Security



Lighting & Lamps



Heating & Ventilation



Test Equipment



Tools, Fixings & Sundries



We offer next
day delivery 
NATIONWIDE

Why Denmans?


With over 75 years' experience, Denmans is proud to be the electrical wholesaler that offers national choice and value, backed by friendly and reliable service on a local level. With over 70 branches and an online store, customers trust our vast knowledge and experience.

They know they can rely on us to provide them with a range that is second to none with over 2,500 products available on the same day and a further 9,300 in their hands within 24 hours. We even have our own brand range of high quality, competitively priced products. We believe in treating each customer as an individual and provide tailored offers specific to their needs as well as industry-leading promotions and innovative products.

Together, all this creates the Denmans' difference – a friendly, knowledgeable electrical wholesaler who provides the right products at the right price - on time, every time.



Experience the 'Denmans Difference' for yourself:



Trade Account

- Apply now for a Trade account and start saving with exclusive trade prices
- Instant £500 online credit available
- Receive exclusive web promotions.



Flexible Delivery

- Order by **6pm for next working day delivery** (Mon-Fri)
- **FREE** delivery on all orders for trade credit customers
- **FREE** delivery on orders over £50
- Delivery to you or on site.



A Great Range

- Over 11,500 products available in our branch network now



Check - Click - Collect

- Check stock nationwide
- Click & Collect



Experts on all things Electrical

- Deal with the experts - we're the specialists who understand our products



Denmans Own Brand

- Tried and tested quality - approved by the trade
- Exclusive to us



Save time online

- Order 24/7, create joblists, check invoices, add users, check local stock



The Denmans App

- Save time on the move by downloading the simple to use App



EXCLUSIVE PARTNERSHIP | JOIN BRITAIN'S BUSIEST NETWORK

Join Checkatrade FREE for three months*

and get a FREE Makita
DMR115 DAB radio
worth £195.

Don't miss out.
Strictly limited offer.

EXCLUSIVE
OFFER FOR
Checkatrade customers

Build your pipeline of work with Denmans and Checkatrade

As a Denmans customer, you have access to 1000s of products online, with extra lines added all the time, and great service. What's more, partnering with Checkatrade means we can support and enable you to find new and extra ways of working.

Denmans has teamed-up with Checkatrade to offer customers a money-saving way to list their business and build their reputation on checkatrade.com.

With over 2 million visitors to its platform every month, Checkatrade is the UK's leading directory of vetted Trades.

Now, thanks to our exclusive partnership deal, new customers to Checkatrade can enjoy their first 3-months for free AND receive a Makita DAB radio worth £195.

As a member of our Denmans & Checkatrade partnership, you will enjoy:

- **3 months free membership**

Join Checkatrade for 12 months and get your first 3-months for free (available to new Checkatrade members only).

- **Build your reputation**

You'll get your own profile page, with customer reviews collected and vetted by Checkatrade, as well as a place to display photos of your work, your skills and accreditations.

- **Access to customers**

Get your share of more than 2 million monthly visitors actively looking for a trusted tradesperson in their local area.

- **Get local, relevant leads**

You can be specific about the type of jobs you cover and the areas in which you work

- **Convert more quotes into jobs**

Checkatrade affiliation and customer reviews provide a mark of quality and reassurance to help you win more work.

- **Enhance your reputation**

Access to marketing materials including stickers for your van to prove your Checkatrade accredited status

- **Save thousands with the Buyer's Club**

Access to exclusive deals and discounts targeted specifically to Trades



Worth
£195



ENDON
LIGHTING

Decorative Interior Lighting

NEW!



Over 150 lines now available to order online

See page 58

GARO **eo**

Extended EV Range

NEW!



For Garo & EO EV Outlets

See page 38

Steeple

LED Filament Lamps

NEW!

- Warm White 3000k
- 15,000hr ave. life
- Non Dimmable
- 2 Year Warranty

AVAILABLE MID SEPTEMBER



A. 3pk BC GLS Filament 806lm	STFILGLSWWBC3	1306693	11.99	1
B. 3pk ES GLS Filament 806lm	STFILGLSWWES3	1306694	11.99	1
C. 3pk SES Candle Filament 470lm	STFILCANWWSES3	1306695	9.99	1

See page 84



Click & Collect
in as little as 1 min



Call
your local branch



Visit
your local branch



5W LED Colour Selectable IP65 Fire Rated Downlight

- Output equivalent to a 50W halogen downlight
- Switch on the back of the fitting allows selection between 3000/4000/6000K
- Shallow profile of only 60mm depth
- Push-in connector block allowing loop in/out
- C/W white trim as standard
- Polished Chrome, Brushed Nickel and Matt Black Trims also available
- Cut out 72mm
- 3000k - 400lm, 4000k - 450lm, 6000 - 420lm



ONLY
£9.85
EACH 10+

STLEDDL5CCT 1313565



LED IP65 Corrosion Proof Battons

Suitable for workshops, garages, warehouses, car parks, farm buildings, wet areas

- Polycarbonate housing providing high impact protection rating of IK08
- Multiple reinforced glanding points in the base to aid gland or conduit entry
- Complete with stainless steel clips and screws
- Push fit connectors allowing for loop in/out and permanent live facility for simple emergency conversion
- Wide ambient temperature operation range of -20°C +40°C
- Suitable for switching by PIR, Microwave or Photocell"
- 50,000 hour average lamp life
- 4000K
- Suitable replacements for 5ft and 6ft fluorescent fittings



PRICES FROM
£24.95
EACH

28W 5FT SINGLE CORROSION PROOF GREY IP65 3192 Lm	STLEDAC5FTSI	1309411	26.45	1	24.95	3+
58W TWIN CORROSION PROOF GREY IP65 3570 Lm	STLEDAC5FTTW	1309412	35.45	1	33.95	3+
34W 6FT SINGLE CORROSION PROOF GREY IP65 6148 Lm	STLEDAC6FTSI	1309413	42.45	1	39.95	3+
70W 6FT TWIN CORROSION PROOF GREY IP65 7140 Lm	STLEDAC6FTTW	1309414	52.45	1	49.95	3+



LED Metal Panel

This stylish indirect LED panel is ideal for areas where low glare compliance is required, but also suits any installation where high quality installation appearance & superior lighting performance is desired.

- Eliminates the need for TP(a) or TP(b) compliance due to steel construction
- Specifically engineered to achieve UGR≤19
- High CRI (≥80) to minimise colour distortion of illuminated area & objects
- 4000K colour temperature offering a bright neutral white lighting effect
- White finish matching the majority of exposed T bar ceilings
- Push fit wiring terminal direct into the LED driver, terminal capacity up to 1.5mm²
- Includes a plug and play constant current non-dimmable LED driver
- Emergency option using emergency battery pack EBPM3 (M3) or see SEEBPM3 (M3 Self-Test)
- Dimmable Version Available: Switch/push dimmable and 1-10V compatible led panel · Hytronik Driver



PRICES FROM
£35.29
EACH

30W LED 3110 Lumen 4000K Indirect Metal Panel	600P4KTPU	1315380	35.29	1	
30W LED 3110 Lumen 4000K Indirect Dimmable Metal Panel	600P4KUDIM	1315381	63.63	1	

SMART
ADVANTAGE EVERYWHERE


MULTI-TOOL BLADES & ACCESSORIES

..Making multi-tool blade and accessory sales **EASY!**

NOW STOCKING
A COMPREHENSIVE
RANGE OF
SMART
AND
TRACER
PRODUCTS

75MM SINGLE BOX CUTTER HBC75

THE 75MM SINGLE BOX CUTTER MAKES CUTTING OUT FOR A SINGLE SOCKET BOX IN PLASTERBOARD SERIOUSLY LIGHT WORK! SIMPLE AND SAFE TO USE AND PROVIDES A VERY CLEAN AND PRECISE CUT, EVEN IN CONFINED SPACES.



2501312408



32MM MORTAR BUSTER H32DB1

32MM DIAMOND EDGED MORTAR RAKING BLADE. EXTRA LONG-LIFE FOR BRICK, MORTAR, PLASTER & POROUS CONCRETE. EXCELLENT FOR GROUT REMOVAL AND DETAILED CHASING OUT FOR CABLES AND SOCKET BOXES!



2501312407



TRACER

PROFESSIONAL
CONSTRUCTION
MARKERS

**ACF-MK3
CLOG FREE MARKER**

Available in black, blue and red the TRACER Clog-Free Marker has the ability to mark on almost every surface, including dusty and shiny surfaces. Always to hand with TRACER site holster.

- Perfect for almost every surface.
- Clog free marking even on dusty & shiny surfaces.
- Mark on tiles, wood, glass and brick.
- Available in black, blue and red.
- Always to hand with TRACER Site Holster.



2501312415



See page 1??










SumUp Air Card Reader

Card payments made easy

The perfect partner for your business.
Accept payments on the go, wherever
your business takes you.
No monthly fees.
No contractual obligations. Just a 1.69%
transaction fee.

£24.99
2501310582

-  Works with the free app via your smartphone or tablet
-  Use your WiFi connection or the mobile data on your smartphone
-  Accept all major debit and credit cards. Apple pay and Google Pay compatible.
-  No fixed costs or contractual obligations. 1.69% transaction fee. Any card.
-  Sign up in minutes. 100% online. No paperwork.





Wiring Accessories


WHITE MOULDED 1 & 2 GANG SWITCHED SOCKET 13A

Verve by **Hamilton**

SAME GREAT LOOK AND FEEL WITH THESE NEW FEATURES

- More wiring space
- Larger terminals
- Angled terminals
- Pozi screws
- Recessed earth bar

- USB Sockets**
- Moved from 3.1A to 4.8A
 - Quicker charging
 - Larger terminals
 - Angled terminals
 - Pozi screws



**FROM
£1.47
EACH 10+**

HM2001N 1292723 / HM2002N 1292724 / HM2003N 1292725 /
HM2004N 1292726 / HM2006N 1292727

See Page 9

GREAT AVAILABILITY AND VALUE ON EVERYDAY ELECTRICALS

IN-WALL FLUSH MOUNT ELECTRIC TOOTHBRUSH CHARGER



The In-Wall Electric Toothbrush Charger from ProofVision is designed to solve the common messy-wire frustration associated with charging electric toothbrushes. It sits flush to the wall like a shaver socket, so that no wires are visible and is IP44 rated.

- Compatible with all Oral B/Braun electric toothbrushes
- Polished steel finish
- IP44 rated
- Requires 47mm back box
- 2 year guarantee



Polished Chrome
Brushed Steel

**ONLY
£39.99
EACH**

PV10 1183235
PV10-BS 1183236

SMART SOCKETS



922WR BG 2 Gang 13 AMP Switched Socket
With WiFi Repeater

922UWR BG 2 Gang 13 AMP Switched Socket
With WiFi Repeater And USB Charging Port



**ONLY
£26.99
EACH**

BG922WR 1081158
BG922UWR 1081159

See Page 25





Verve by Hamilton

13A SOCKET OUTLETS SWITCHED - Wifi versions available on page 26

PRODUCT NAME																			
1 Gang 13A Single Pole	11SS131SP	0551183	1.16	1	1.09	10+		21SS131SP	0549210	1.41	1	1.33	10+	HM2001N 1292723	1.56	1	1.47	10+	
2 Gang 13A Single Pole	11SS132SP	0551185	1.09	1	1.05	10+	1.00	15+	21SS132SP	0549211	1.43	1	1.35	10+	HM2002N 1292724	1.91	1	1.80	10+
1 Gang 13A Double Pole	11SS131DP	0549252	1.38	1	1.25	10+		21SS131DP	0549328	1.64	1	1.55	10+	HM2003N 1292725	1.79	1	1.68	10+	
2 Gang 13A Double Pole	11SS132DP	0549253	1.80	1	1.70	10+		21SS132DP	0549330	2.09	1	1.97	10+	HM2004N 1292726	2.43	1	2.28	10+	
2 Gang 13A+ USB 2.1A Double Pole	11SS132DPU	0844617	9.17	1	8.82	5+		21SS132DPU	0844618	9.50	1	9.25	5+						
2G 13A + USB 3.1A Double Pole	11SS132DPU3	1144541	10.80	1	10.50	5+		21SS132DPU3	1144542	11.35	1	10.99	5+	HM2006N* 1292727	12.45	1	11.70	5+	

*4.8A OUTPUT, 2 X OUTLETS RATED AT 2.4A

13A SOCKET OUTLETS UNSWITCHED

1 Gang 13A Unswitched	11S131UN	0551182	1.20	1	1.12	10+		21S131UN	0549209	1.39	1	1.31	10+	HM2010 1113810	1.55	1	1.46	10+
2 Gang 13A Unswitched	11S132UN	0549254	1.79	1	1.65	10+		21S132UN	0549329	1.95	1	1.85	10+	HM2011 1113811	2.17	1	2.04	10+
1 Gang 2A Unswitched	11S021UN	0549263	2.50	1	2.40	10+		21S021UN	0549342	2.56	1	2.48	10+	HM2012 1113812	2.84	1	2.67	10+
1 Gang 5A Unswitched	11S051UN	0551196	2.62	1	2.47	10+		21S051UN	0549338	3.15	1	2.97	10+	HM2013 1113813	3.43	1	3.22	10+

10A PLATE SWITCHES (*6A RATED)

1 Gang 1 Way	11S511 *	0551177	0.55	1										HM2020 1113814	0.88	1	0.83	10+
1 Gang 2 Way	11S512 *	0551178	0.70	1	0.66	10+		21S512	0549205	0.85	1	0.80	10+	HM2021 1113815	0.93	1	0.87	10+
2 Gang 2 Way	11S522 *	0551181	1.21	1	1.15	10+		21S522	0549208	1.34	1	1.26	10+	HM2022 1113816	1.57	1	1.48	10+
3 Gang 2 Way	11S532 *	0551189	2.29	1	2.10	10+		21S532	0549219	2.33	1	2.20	10+	HM2023 1113817	2.52	1	2.37	10+
4 Gang 2 Way	11S542 *	0551207	4.75	1	4.35	10+		21S542	0551287	3.16	1	2.98	10+	HM2024 1113818	5.57	1	5.24	10+
6 Gang 2 Way	11S562 *	0549268	8.45	1				21S562	0551338	8.99	1	8.50	10+	HM2026 1113819	10.06	1	9.46	10+
1 Gang Intermediate	11S513 *	0551192	1.99	1	1.75	10+		21S513	0549220	2.37	1	2.24	10+	HM2027 1113820	2.53	1	2.38	10+
3 Pole Fan Isolator	11S5FS *	0551193	2.25	1	2.07	10+		21S5FS	0549222	2.42	1	2.25	10+	HM2028 1113821	2.69	1	2.53	10+
1 Gang 2 Way Architrave	11A512 *	0549251	1.62	1	1.55	10+		21A512	0549215	1.95	1	1.88	10+	HM2029 1113822	2.14	1	2.01	10+
1 Gang Keyswitch													HM2047 1113856	7.31	1	6.87	10+	
1 Gang Keyswitch (Emergency Light)								21S202KELT	0675693	2.07	1	1.95	5+	HM2048 1113832	2.21	1	2.08	10+

DIMMER PLATES

1 Gang 400W	11DIM4001	0551206	5.99	1	5.70	3+		21DIM4001	0549243	7.06	1	6.66	3+					
2 Gang 250W	11DIM2502	0551211	9.58	1	9.14	3+		21DIM2502	0549247	10.55	1	9.95	3+					
3 Gang 250W	11DIM2503	0549269	14.95	1	14.50	3+		21DIM2503	0551340	16.28	1	15.36	3+					
4 Gang 250W	11DIM2504	0549270	19.75	1	18.99	3+		21DIM2504	0549193	19.99	1	19.25	3+					
1 Gang 5-100W LED/150W Std														HM2031 1113823	11.69	1	11.34	10+
2 Gang 5-100W LED/150W Std														HM2032 1113824	23.53	1	22.82	10+
3 Gang 5-100W LED/150W Std														HM2033 1113825	38.23	1	35.94	10+
4 Gang 5-100W LED/150W Std														HM2034 1113826	50.40	1	47.38	10+

20A DP SWITCHES

20A DP Switch	11S20	0551194	2.40	1	2.12	10+		21S20	0549221	2.51	1	2.37	10+	HM2040 1113827	3.51	1	3.30	10+
20A DP + Neon	11S20L	0551200	3.10	1	2.90	10+		21S20L	0549349	3.17	1	2.99	10+	HM2041 1113828	4.39	1	4.13	10+
20A DP + Flex Outlet								21S20F	0549336	2.96	1	2.88	10+	HM2042 1113829	3.57	1	3.36	10+
20A DP + Flex Outlet + Neon								21S20LF	0549344	3.86	1	3.69	10+	HM2043 1113830	4.98	1	4.68	10+
20ADP+Neon - marked "Water Heater"	11S20LWH	0549266	4.08	1	3.25	10+		21S20LWH	0549348	2.97	1	2.80	10+	HM2044 1113831	5.27	1	4.95	10+

45A DP SWITCHES (*50A)

45A 1 Gang DP	11S451	0551203	5.05	1	4.95	10+		21S501 *	0549239	5.04	1	4.75	10+	HM2050 * 1113833	5.57	1	5.24	10+
45A 2 Gang DP Vertical Plate	11S452	0551204	5.05	1	4.90	10+		21S502 *	0549244	5.84	1	5.51	10+	HM2051 * 1113834	6.45	1	6.06	10+
45A 1 Gang + Neon DP	11S451L	0551205	5.64	1	5.25	10+		21S501L *	0551286	5.62	1	5.30	10+	HM2052 * 1113835	6.34	1	5.96	10+
45A 2 Gang Vertical + Neon DP	11S452L	0551208	5.99	1	5.25	10+		21S502L *	0551288	6.10	1	5.75	10+	HM2053 * 1113836	7.32	1	6.88	10+

See page 13 for additional ranges from Eaton, Crabtree and MK. See page 18-19 for our modular grid range.





45A COOKER CONTROL UNITS

PRODUCT NAME

Control Panel	11CC45SS1	0551209	6.60	1	6.36	10+	21CC45SS1	0549246	7.20	1	6.93	10+	HM2060	1113837	8.03	1	7.55	10+
Control Panel + Neon	11CC45SS1L	0551210	6.60	1	6.24	10+	21CC45SS1L	0551304	7.95	1	7.50	10+	HM2061	1113838	8.32	1	7.82	10+
Cable Outlet	11CCOT1	0551201	3.75	1	3.45	10+	21CCOT1	0549229	4.17	1	3.90	10+	HM2062	1113839	4.54	1	4.27	10+
Cable Outlet (2 Way)	PRW217	0224921	6.12	1	5.77	10+												



SPURS/CONNECTION UNITS

13A Unswitched Spur	11SPU13UN	0551190	2.30	1	2.22	10+	21SPU13UN	0549217	2.54	1	2.44	10+	HM2070	1113840	2.71	1	2.55	10+
13A Unswitched Spur + Flex Outlet	11SPU13UNF	0549257	2.40	1	2.31	10+	21SPU13UNF	0549335	2.64	1	2.51	10+	HM2071	1113841	2.80	1	2.63	10+
13A Unswitched Spur Fitted w/ 3A Fuse	11SPU3UN	0551199	2.56	1	2.40	10+												
13A Switched Spur	11SPU13	0551195	2.57	1	2.45	10+	21SPU13	0549223	2.92	1	2.81	10+	HM2073	1113842	3.35	1	3.15	10+
13A Switched Spur + Neon	11SPU13L	0549260	2.95	1	2.85	10+	21SPU13L	0549225	3.24	1	3.11	10+	HM2074	1113843	3.52	1	3.31	10+
13A Switched Spur + Flex Outlet	11SPU13F	0551197	3.06	1	2.79	10+	21SPU13F	0549224	3.03	1	2.91	10+	HM2075	1113844	3.35	1	3.15	10+
13A Switched Spur + Flex outlet + Neon	11SPU13LF	0549261	3.10	1	2.95	10+	21SPU13LF	0549343	3.26	1	3.10	10+	HM2076	1113845	3.80	1	3.57	10+
20A Flex Outlet Plate (*25A Rated)	11FOP25	0551188	1.99	1	1.94	10+	21FOP25 *	0549216	2.21	1	2.12	10+	HM2078	1113846	2.79	1	2.62	10+



BRUSH PLATES

1 Gang Brush Plate	11BRUSH1	0549315	5.78	1	4.60	10+	21BRUSH1	0549316	5.93	1	4.83	10+	HM2113	1113848	6.47	1	6.08	10+
2 Gang Brush Plate	11BRUSH2	0549320	7.35	1	5.99	10+	21BRUSH2	0549321	7.43	1	6.10	10+	HM2114	1113849	8.91	1	8.38	10+



SHAVER SOCKETS

Dual Voltage Shaver Socket	11DVSS	0551212	10.78	1	10.60	10+	21DVSS	0549248	12.19	1	11.66	10+	HM2090	1113847	14.51	1	13.64	10+
----------------------------	--------	---------	-------	---	-------	-----	--------	---------	-------	---	-------	-----	--------	---------	-------	---	-------	-----



TELEPHONE, TV & SATELLITE, NETWORKING

1 Gang TV Point (Non Isolated)	11TV1	0551186	1.55	1	1.45	10+	21TV1	0549214	1.70	1	1.64	10+	HM2081	1113851	1.79	1	1.68	10+
2 Gang TV Point (Non Isolated)	11TV2	0549256	2.30	1	2.22	10+	21TV2	0549334	2.60	1	2.45	10+	HM2082	1113852	2.81	1	2.64	10+
1 Gang Satellite Point	11SAT1	0549255	1.49	1	1.40	10+	21SAT1	0549331	1.60	1	1.52	10+	HM2080	1113850	1.79	1	1.68	10+
Sat/TV Point Combined	BS94/N	0548616	2.55	1	2.41	10+												
Telephone Point - Master	11MASTEL	0551202	4.39	1	4.16	10+	21MASTEL	0551263	4.56	1	4.36	10+	HM2083	1113853	5.03	1	4.73	10+
Telephone Point - Secondary	11SECTEL	0551191	2.45	1	2.30	10+	21SECTEL	0549218	2.59	1	2.45	10+	HM2084	1113854	2.90	1	2.73	10+
1 Gang RJ45 Cat 5e													HM2046	1113855	5.37	1	5.05	10+



BLANK PLATES

1 Gang Blank Plate	11BP1	0549271	0.32	1	0.30	10+	21BP1	0549200	0.45	1	0.42	10+	HM2111	1113872	0.51	1	0.48	10+
2 Gang Blank Plate	11BP2	0549272	0.53	1	0.51	10+	21BP2	0549202	0.70	1	0.66	10+	HM2112	1113873	0.68	1	0.64	10+



PATTRASSES

16mm 1 Gang Pattress	11P116	0551175	0.55	1	0.52	10+	21P116	0549201	0.59	1	0.55	10+	HM2120	1113874	0.64	1	0.60	10+
28mm 1 Gang Pattress	11P128	0551176	0.60	1	0.56	10+	21P128	0549203	0.63	1	0.60	10+	HM2121	1113875	0.74	1	0.70	10+
28mm 2 Gang Pattress	11P228	0551179	0.91	1	0.89	10+	21P228	0549206	0.98	1	0.94	10+	HM2122	1113876	1.10	1	1.03	10+
35mm 1 Gang Pattress							21P135	0675690	0.88	1	0.84	5+	HM2123	1113877	0.94	1	0.88	10+
35mm 2 Gang Pattress							21P235	0675691	1.22	1	1.15	5+	HM2124	1113878	1.34	1	1.26	10+
43mm 1 Gang Pattress	11P143	0551180	0.95	1	0.93	10+												
47mm 1 Gang Pattress							21P147	0549207	1.03	1	0.99	10+	HM2125	1113879	1.17	1	1.10	10+
43mm 2 Gang Pattress	11P243	0551184	1.39	1	1.32	10+												
47mm 2 Gang Pattress							21P247	0549212	1.34	1	1.30	10+	HM2126	1113880	1.91	1	1.80	10+
16mm 1 Gang Architrave Pattress	11A116P	0549250	0.83	1	0.79	10+	21A116P	0549325	0.90	1	0.87	10+	HM2127	1113882	0.97	1	0.91	10+
28mm Dual Box Pattress	11P228D	0551187	2.11	1	1.95	10+												
37mm Dual Box Pattress							21P237D	0549326	1.62	1	1.53	10+	HM2128	1113881	2.28	1	2.14	10+

Check live stock availability



See your trade prices 24/7



Create job lists



Check an order status



DOWNLOAD the DENMANS APP or visit denmans.co.uk






 SOCKET OUTLET SWITCHED


PRODUCT NAME																				
1 Gang 13A Single Pole	DP611	0696024	1.56	1	1.42	10+	S4304	0620871	1.81	1	1.67	10+								
2 Gang 13A Single Pole	DP612	0696025	1.81	1	1.66	5+	S4306	0620872	2.51	1	2.35	5+								
1 Gang 13A Double Pole	DP621	0696026	2.21	1	2.05	10+							K2757WHI	0043792	3.00	1	2.61	10+		
2 Gang 13A Double Pole	DP622	0696027	2.92	1	2.73	5+	4306/D	0045939	3.99	1	3.66	10+	K2747WHI	0043791	3.94	1	3.91	10+	3.75	15+

 10A PLATE SWITCHES


1 Gang 1 Way	DP011	0696115	0.66	1	0.59	10+	S4070	0620868	0.98	1	0.90	10+	K4870WHI	0044121	1.63	1	1.42	10+
1 Gang 2 Way	DP021	0696116	0.85	1	0.82	10+	S4170	0620869	1.14	1	1.03	10+	K4871WHI	0044122	1.92	1	1.67	10+
2 Gang 2 Way	DP022	0696117	1.67	1	1.50	10+	S4172	0620870	1.85	1	1.68	10+	K4872WHI	0044126	3.31	1	2.88	10+
3 Gang 2 Way	DP023	0696118	3.66	1	3.30	10+	4173	0022286	5.37	1	4.91	10+	K4873WHI	0044127	7.63	1	6.63	10+
4 Gang 2 Way	DP024	0696119	7.39	1	6.66	5+	4174	0022287	22.15	1	20.67	10+	K4874WHI	0044163	16.87	1	14.67	5+
1 Gang Intermediate	DP017	0696109	4.00	1	3.60	10+	4175	0022459	5.56	1	5.09	10+	K4875WHI	0044164	9.00	1	7.82	10+
3 Pole Fan Isolator	DP048	0696110	4.60	1	4.23	10+	4017/1	0040809	5.77	1	5.52	10+	K4859WHI	0044346	10.32	1	8.97	10+

 DIMMER SWITCHES


1 Gang 400W Dimmer	DP9141	0696036	13.92	1	12.55	3+								
2 Gang 250W Dimmer	DP9132	0696030	21.27	1	19.16	3+								

 20A DP SWITCHES


20A DP Switch							4015	0021800	4.26	1	3.90	10+						
20A DP Switch + Flex Outlet	DP401	0696111	3.43	1	3.15	10+							K5403WHI	0044221	5.54	1	4.82	10+
20A DP Switch + Neon	DP401N	0696112	4.19	1	3.87	10+	S4015/3	0620875	4.00	1	3.62	10+						

 45A DP SWITCHES (*50)

1 Gang DP							4016	0161849	15.71	1	14.89	10+		
1 Gang DP + Neon	DP422N	0696103	9.05	1	8.15	10+	4016/3	0161850	10.60	1	9.81	10+		
2 Gang DP Vertical	DP421	0696114	7.34	1	6.82	5+	4500	0001284	16.51	1	15.43	5+		
2 Gang DP Vertical + Neon	DP421N	0696104	9.44	1	8.50	5+	4500/3	0001711	13.12	1	12.31	10+		

 45A COOKER CONTROL UNITS

Control Panel	DP425	0696105	10.47	1	9.43	5+	4521/1	0073387	12.93	1	11.74	10+	K5060WHI	0044257	17.08	1		
Cable Outlet	DP345	0696107	4.73	1	4.15	10+	4506	0022575	3.89	1	3.66	10+	K5045WHI	0044248	5.38	1	4.68	10+

 SPURS/CONNECTION UNITS


13A Unswitched Spur							S4828	0620874	3.46	1	3.10	10+						
13A Unswitched Spur + Flex Outlet	DP220	0696108	2.96	1	2.73	10+	S4828	0620874	3.46	1	3.10	10+	K337WHI	0044199	6.50	1	5.65	10+
13A Switched Spur							S4827	0620873	3.31	1	3.09	10+	K1040WHI	0044211	8.02	1	6.97	10+
13A Switched Spur + Flex Outlet	DP221	0696097	4.30	1	4.00	10+	S4827/3	0620876	4.56	1	4.29	10+	K330WHI	0044198	6.91	1	6.01	10+
13A Switched Spur + Neon							S4827/3	0620876	4.56	1	4.29	10+	K1060WHI	0044217	10.81	1	9.40	10+
Flex Outlet Plate	P212	0500910	1.22	1	0.99	10+	4075	0021894	3.92	1	3.58	10+	K1090WHI	0044219	5.06	1	4.40	10+

SHAVER UNITS

Dual Voltage Shaver Unit	DP370	0696100	19.56	1	17.62	10+	2400	0022461	27.68	1	25.22	10+	K701WHI	0043755	26.53	1		
--------------------------	-------	---------	-------	---	-------	-----	------	---------	-------	---	-------	-----	---------	---------	-------	---	--	--

 TELEPHONE, TV & SATELLITE

1 Gang TV Point	DP351	0696101	3.50	1	2.99	10+	7265	0006039	5.29	1	4.87	10+	K3520WHI	0044310	8.96	1	7.79	10+
1 Gang Secondary BT Point	DP361	0696094	3.21	1	2.89	10+	7284	0022631	3.51	1	3.29	10+	K427WHI	0044301	7.90	1	6.87	10+

 BLANK PLATES

1 Gang Blank Plate	DP391	0696095	0.93	1	0.84	10+	4001	0021843	1.21	1	1.11	20+	K3827WHI	0044342	1.45	1	1.26	10+
2 Gang Blank Plate	DP392	0696096	1.87	1	1.68	10+	4002	0021844	2.41	1	2.23	10+	K3828WHI	0044343	3.28	1	2.85	10+

 PATTRESSES

Single 16mm/20mm Moulded Box	DF4500	0696085	0.70	1	0.63	10+	9043	0002701	0.90	1	0.83	10+						
Single 28mm/30mm Moulded Box	DF4501	0696086	0.74	1	0.67	10+	S9047	0620877	0.82	1	0.76	10+	K2140WHI	0044370	1.38	1	1.20	10+
Twin 28mm/30mm Moulded Box	DF4502	0696087	1.28	1	1.15	5+	S9048	0620878	1.44	1	1.35	10+	K2142WHI	0044371	2.63	1	2.28	5+
Single 44mm/46mm Deep Moulded Box	DF4570	0696088	1.51	1	1.36	10+	9041	0005853	4.54	1	4.28	10+						
Twin 46mm Deep Box w/Cable Clamps	DF4530	0696089	4.08	1	3.67	5+	9054	0082340	6.80	1	6.40	10+						



DESIGNA CURVE DECORATIVE **DESIGNA** Curve

We have a wide range of decorative accessories on offer - with or without inserts, in a range of finishes. If you need help replacing or finding the right product, just ask - we'll do our best to help.



SWITCHES																
	1G 2 Way 10A	3.98	1	3.75	5+	23S512	0549232	23S512B	0549357	22S512	0549231	22S512	0549230			
	2G 2 Way 10A	4.98	1	4.70	5+	23S522	0549238	23S522B	0551268	22S522	0549237	24S522	0549236			
	3G 2 Way 10A	6.52	1	6.15	5+	23S532	0551285	23S532B	0551282	22S532	0551284	24S532	0551283			
	4G 2 Way 10A	10.76	1	10.15	5+	23S542	0551330	23S542B	0551327	22S542	0551329	24S542	0551328			
	6G 2 Way 10A	17.94	1	16.92	5+	23S562	0551346	23S562B	0551347	22S562	0551345	24S562	0551348			
	1G Intermediate	6.15	1	5.80	5+	23S513	0551272	23S513B	0551269	22S513	0551271	24S513	0551270			
	1G 3 Pole Fan Isolator	8.08	1	7.62	5+	23S5FS	0551299	23S5FSB	0551296	22S5FS	0551298	24S5FS	0551297			
	1G 2 Way Dolly Switch	6.89	1	6.50	3+											
	2G 2 Way Dolly Switch	7.21	1	6.80	5+											
DIMMERS - LEADING EDGE																
	1G 2 Way 400W	11.83	1	11.16	5+											
	2G 2 Way 400W	18.59	1	17.54	5+											
	3G 2 Way 400W	25.21	1	23.78	5+											
	4G 2 Way 400W	31.27	1	29.50	5+											
SOCKET OUTLETS - SWITCHED																
	1G Switched	4.19	1	3.95	5+	23SS131DP	0549228	23SS131DPB	0549345	22SS131DP	0549227	24SS131DP	0549226	25SS131DP	0668179	
	2G Switched	4.61	1	4.35	5+	23SS132DP	0549235	23SS132DPB	0549358	22SS132DP	0549234	24SS132DP	0549233	25SS132DP	0668180	
	2G Switched + 2xUSB Socket 2.1A	14.66	1	13.83	5+	23SS132DPU	0844619	23SS132DPBU	0844620	22SS132DPU	0844621	24SS132DPU	0844622	25SS132DPU	0844623	
	2G Switched + 2xUSB Socket 3.1A	14.93	1	14.09	3+	23SS132DPU3	1144543	23SS132DPUB3	1144544	22SS132DPU3	1144545	24SS132DPU3	1144546	25SS132DPU3	1144547	
SOCKET OUTLETS - UNSWITCHED																
	1G 2A Unswitched	5.05	1	4.76	5+	23S021UN	0549354	23S021UNB	0549355	22S021UN	0549353	24S021UN	0549356	25S021UN	0668185	
	1G 5A Unswitched	5.46	1	5.15	5+	23S051UN	0551265	23S051UNB	0551266	22S051UN	0551264	24S051UN	0551267	25S051UN	0668186	
20A DP SWITCHES																
	1G 20A DP															
	1G 20A DP + Neon	8.25	1	7.78	5+	23S20L	0551315	23S20LB	0551312	22S20L	0551314	24S20L	0551313			
45A DP SWITCHES																
	Cooker Switch + Switched Socket + Neon	16.32	1	15.40	5+	23CC45SS1L	0551344	23CC45S1LB	0551341	22CC45SS1L	0551343	24CC45SS1L	0551342	25CC45SS1L	0668160	
	1G 45A + Neon	9.78	1	9.23	5+	23S451L	0551323	23S451LB	0551320	22S451L	0551322	24S451L	0551321			
	2G 45A DP Vertical + Neon	10.89	1	10.27	5+											
	1G 45A DP Switch White	9.25	1	8.72	5+	23S451	0551319	23S451B	0551316	22S451	0551318	24S451	0551317			
TELEPHONE & TV OUTLETS																
	1G Master Telephone Socket	7.23	1	6.82	5+	23MASTEL	0551292	23MASTELB	0551289	22MASTEL	0551291	24MASTEL	0551290	25MASTEL	0668184	
	1G Slave Telephone Socket	5.77	1	5.45	5+	23SECTEL	0551277	23SECTELB	0551274	22SECTEL	0551276	24SECTEL	0551275	25SECTEL	0668187	
	TV Coaxial Socket (non isolating)	6.01	1	5.67	5+	23TV1	0551281	23TV1B	0551278	22TV1	0551280	24TV1	0551279	25TV1	0668181	
SPURS/CONNECTION UNITS																
	13A Switched Fuse Spur	6.10	1	5.75	5+	23SPU13	0549242	23SPU13B	0551273	22SPU13	0549241	24SPU13	0549240	25SPU13	0668176	
	13A Switched Spur + Neon	8.02	1	7.56	5+	23SPU13L	0551308	23SPU13LB	0551305	22SPU13L	0551307	24SPU13L	0551306	25SPU13L	0668177	
	13A Unswitched Spur	7.82	1	7.37	5+	23SPU13UN	0551303	23SPU13UNB	0551300	22SPU13UN	0551302	24SPU13UN	0551301	25SPU13UN	0668178	
	13A Switched Spur + Flex Outlet + Neon	8.19	1	7.73	5+	23SPU13LF	0844624	23SPU13LFB	0844625	22SPU13LF	0844626	24SPU13LF	0844627	25SPU13LF	0844628	
BRUSH PLATES / FLEX OUTLETS																
	1G Brush Plate	6.35	1	5.99	10+	23BRUSH1	0549318			22BRUSH1	0549317	24BRUSH1	0549319	25BRUSH1	0668158	
	2G Brush Plate	11.40	1	10.75	10+	23BRUSH2	0549323			22BRUSH2	0549322	24BRUSH2	0549324	25BRUSH2	0668159	
	25A Cord Flex Outlet	7.10	1	6.70	5+	23FOP25	0844629	23FOP25B	0844630	22FOP25	0844631			25FOP25	0844633	
BLANK PLATES																
	1G Blank Plate	3.17	1	2.99	5+											
	2G Brush Plate	4.56	1	4.30	5+											
SHAVER SOCKET																
	Shaver Socket	19.61	1	18.50	5+	23DVSS	0549192	23DVSSB	0549189	22DVSS	0549191	24DVSS	0549190	25DVSS	0668183	





								Switches											
23S512J	0566234	22S512J	0566214	24S512J	0566221	25S512J	0668174	74R21SS/WH	0550308	7.59	1	7.29	5+	7G24R21SS-W	1190139	8.05	1	7.79	5+
23S522J	0566236	22S522J	0566237	24S522J	0566223	25S522J	0668164	74R22SS/WH	0550310	10.72	1	10.29	5+	7G24R22SS-W	1190143	11.35	1	10.99	5+
23S532J	0566225	22S532J	0566238	24S532J	0566224	25S532J	0668165	74R23SS/WH	0550312	14.51	1	13.93	5+	7G24R23SS-W	1190146	15.36	1	14.87	5+
23S542J	0566226	22S542J	0566239	24S542J	0566216	25S542J	0668166	74R24SS/WH	0550314	25.73	1	24.70	5+	7G24R24SS-W	1190149	27.25	1	26.37	5+
						25S562J	0668167	74R26SS/WH	0550316	35.50	1	34.08	5+						
23S513J	0566235	22S513J	0566215	24S513J	0566222	25S513J	0668175	74R31SS/WH	0550319	13.87	1	13.31	5+	7G24R31SS-W	1190153	14.68	1	14.21	5+
23S5FSJ	0566228	22S5FSJ	0566241	24S5FSJ	0566218	25S5FSJ	0668168	74TPWH	0550341	16.49	1	15.83	5+	7G24TPWH-W	1190167	17.47	1	16.90	5+
23D512	0551294																		
23D522	0551310																		
								Dimmers - Leading Edge											
23DIM4001	0551337	22DIM4001	0551336	24DIM4001	0551335	25DIM4001	0668191	741XLEDITB100	0929739	22.00	1	21.12	5+	7G241XLEDITB100	1190187	23.32	1	22.56	5+
23DIM4002	0549188	22DIM4002	0549187	24DIM4002	0549186	25DIM4002	0668192	742XLEDITB100	0929740	37.87	1	36.35	5+	7G242XLEDITB100	1190191	40.12	1	38.82	5+
23DIM4003	0549196	22DIM4003	0549195	24DIM4003	0549194	25DIM4003	0668193	743XLEDITB100	0929741	59.26	1	56.89	5+	7G243XLEDITB100	1190194	62.78	1	60.75	5+
23DIM4004	0549199	22DIM4004	0549198	24DIM4004	0549197	25DIM4004	0668182	744XLEDITB100	0929742	78.55	1	75.41	5+	7G244XLEDITB100	1190197	83.22	1	80.53	5+
								Socket Outlets - Switched											
								74SS1SS/WH	0550335	9.88	1	9.48	5+	7G24SS1SS-W	1189909	10.47	1	10.13	5+
								74SS2SS/WH	0550166	12.97	1	12.46	5+	7G24SS2SS-W	1189915	13.75	1	13.31	5+
								74SS2USBSS-W	0930510	29.07	1	27.91	5+	7G24SS1USBSS-W	1189912	25.86	1	25.03	5+
								Socket Outlets - Unswitched											
								74US2WH	0550349	11.91	1	11.43	5+						
								74US5WH	0550351	14.94	1	14.34	5+	7G24US5W	1189938	15.82	1	15.31	5+
								20A DP Switches											
								74DPSS/WH	0550291	14.39	1	13.81	5+						
23S20LJ	0566242	22S20LJ	0566210	24S20LJ	0566229	25S20LJ	0668170	74DPNSS/WH	0550289	15.36	1	14.75	5+	7G24DPNSS-W	1190136	16.27	1	15.74	5+
								45A DP Switches											
								7445DPSS1W	0550149	39.42	1	37.85	5+	7G2445SS1SS-W	1190130	41.76	1	40.42	5+
23S451LJ	0566232	22S451LJ	0566212	24S451LJ	0566219	25S451LJ	0668172	7445DPN/WH	0550147	27.72	1	26.61	5+	7G2445NW	1190126	29.37	1	28.41	5+
23S452VLJ	0566233	22S452VLJ	0566213	24S452VLJ	0566220	25S452VLJ	0668173												
				24S451J	0566230	25S451J	0668171	7445VDPNWH	0550152	32.03	1	30.75	5+						
								TELEPHONE & TV OUTLETS											
								74TVSS/WH	0550348	9.72	1	9.33	5+	7G24TCMW	1189924	15.00	1	15.00	5+
								74TCMSS/WH	0550337	14.15	1	13.58	5+	7G24TCSW	1189927	12.84	1	12.42	5+
								74TCSSS/WH	0550339	12.11	1	11.62	5+	7G24TVW	1189935	10.28	1	9.95	5+
								SPURS/CONNECTION UNITS											
								74SPSS/WH	0550333	16.95	1	16.27	5+						
								74SPNSS/WH	0550331	17.91	1	17.19	5+	7G24SPSS-W	1189807	17.97	1	17.39	5+
								74FOSS/WH	0550297	14.94	1	14.34	5+	7G24SPNSS-W	1189951	18.97	1	18.35	5+
								74SPNCOSSW	0550330	19.51	1	18.73	5+						
								BRUSH PLATES / FLEX OUTLETS											
								BLANK PLATES											
23BP1	0549341	22BP1	0549340	24BP1	0549339	25BP1	0668156	74BPDSS	0550282	6.12	1	5.87	5+	7G24BPD	1189768	6.49	1	6.28	5+
23BP2	0549352	22BP2	0549351	24BP2	0549350	25BP2	0668157	74BPSSS	0550283	4.73	1	4.54	5+	7G24BPS	1189769	5.02	1	4.85	5+
								SHAVER SOCKET											
								74SHSSS/WH	0550327	40.28	1	38.67	5+	7G24SHSW	1189786	42.68	1	41.31	5+

see pages 16-17 for additional finishes and designs



NEW Hartland G2® Range

- New Slim, sleek and stylish screw-less design
- Manufactured from stainless steel with a new patented easy clipping system
- Wide range of products as standard

7G24 R22SS-QG



7G27 1XLEDITB



7G2MW SS1WH-W



7G29 SS2 AB-B



- Insert Surround Colour Key: (-B) Black, (-W) White, Quartz Grey (QG). - Example 7G24 R22 SS-QG



FINISH
7G24
Satin
Stainless



FINISH
7G29
Antique
Brass




FINISH
7G27
Bright
Chrome



FINISH
7G2RB
Richmond
Bronze



FINISH
7G2MW
Matt
White




FINISH
7G2MB
Matt
Black

Now With
QUARTZ GREY INSERTS

Stunning new Quartz Grey inserts now available in the new Hartland G2 range and the Hartland box-fix range on selected lines

High quality gasket as standard on all Hamilton products



Inserts now available in a new Stunning Quartz Grey finish

Screw-less front plate, designed with Hamilton's patented easy clip system



Hartland Range

- Slim, Sleek and Stylish
- Standard box-fix electrical accessories
- LED dimming, Grid and Euro Modules also available



Finishes available in this range

- Insert Surround Colour Key: (-B) Black, (-W) White, - Example 77 R23 BC B



Hartland CFX® Range

- Slim and stylish with soft rounded edges
- Concealed fixing
- LED dimming, Grid and Euro Modules also available



Finishes available in this range

- Insert Surround Colour Key: (-B) Black, (-W) White, - Example 79C TV B





FACEPLATES



Steeple Faceplates

1 Gang Plate, White	11FACE1MOD	0549570	0.67	1	0.62	10+
2 Gang Plate, White	11FACE2MOD	0549571	0.66	1	0.60	10+
4 Gang Plate, White	11FACE4MOD	0549574	1.30	1	1.20	10+



Designa Curve Faceplates

1 Gang Plate, White	21FACE1MOD	0549572	0.70	1	0.65	10+
2 Gang Plate, White	21FACE2MOD	0549573	0.69	1	0.66	10+
4 Gang Plate, White	21FACE4MOD	0549575	1.35	1	1.25	10+
8 Gang Plate, White	21FACE8MOD	0668206	1.85	1	1.68	10+



Designa Curve Decorative Faceplates

1 G Plate, Polished Chrome	22FACE1MOD	0549598	3.70	1	3.49	10+
2 G Plate, Polished Chrome	22FACE2MOD	0549599	3.70	1	3.49	10+
4 G Plate, Polished Chrome	22FACE4MOD	0549604	5.41	1	5.10	10+
1 G Plate, Satin Steel, White inserts	23FAC1MODB	0568650	3.70	1	3.49	10+
2 G Plate, Satin Steel, White inserts	23FAC2MODB	0568651	3.70	1	3.49	10+
4 G Plate, Satin Steel, White inserts	23FAC4MODB	0568652	5.41	1	5.10	10+
8 G Front Face Plate, White	23FAC8MODB	0668208	9.81	1	9.25	10+
1 G Plate, Satin Steel, Black inserts	23FACE1MOD	0549600	3.70	1	3.49	10+
2 G Plate, Satin Steel, Black inserts	23FACE2MOD	0549601	3.70	1	3.49	10+
4 G Plate, Satin Steel, Black inserts	23FACE4MOD	0549605	5.41	1	5.10	10+
8 G Front Face Plate, Black	23FACE8MOD	0668209	9.81	1	9.25	10+
1 G Plate, Black Nickel	24FACE1MOD	0549602	3.70	1	3.49	10+
2 G Plate, Black Nickel	24FACE2MOD	0549603	3.70	1	3.49	10+
4 G Plate, Black Nickel	24FACE4MOD	0549606	5.41	1	5.10	10+
8 G Front Face Plate, Black Nickel	24FACE8MOD	0668210	9.81	1	9.25	10+
1 G Plate, Graphite	25FACE1MOD	0668169	3.70	1	3.49	10+
2 G Plate, Graphite	25FACE2MOD	0668162	3.70	1	3.49	10+
4 G Plate, Graphite	25FACE4MOD	0668163	5.41	1	5.10	10+
8 G Front Face Plate, Graphite	25FACE8MOD	0668211	9.81	1	9.25	10+

MODULES



Designa Grid Switches	White Modules		Black Modules		
20AX 1 Way Switch	41S201	0549608	41S201B	0549609	1.45 1
20AX 2 Way Switch	41S202	0549582	41S202B	0549583	1.66 1
10AX Intermediate Switch	41S103	0549596	41S103B	0549597	3.16 1
10AX (20AX) 2 Way Retractive Switch	41S102RET	0549273	41S202RETB	0549274	3.18 1
20AX 2 Way Keyswitch	41S202K	0549312			2.47 1
20AX 2 Way Keyswitch "EMG LTG TEST"	41S202KELT	0549588	41S202KELB	0549587	2.66 1
20A DP Switch	4120DP	0549592	4120DPB	0549593	2.93 1
20A DP Switch + Neon	4120DPL	0549275			3.28 1
20A DP Keyswitch	4120DPK	0549594	4120DPKB	0549595	2.98 1
20A DP Keyswitch "EMG LTG TEST"	4120DPKELT	0549589	4120DPKELB	0568648	2.72 1
20A DP Switch "COOKER"	4120DP-CKR	0549277	4120DPCKRB	0549291	3.28 1
20A DP Switch "DISHWASHER"	4120DP-DSH	0549278	4120DPPDSHB	0549292	3.28 1
20A DP Switch "EXTRACTOR FAN"	4120DP-FAN	0549279	4120DPFANB	0549293	3.28 1
20A DP Switch "FRIDGE FREEZER"	4120DP-FFR	0549280	4120DPPFRB	0549294	3.28 1
20A DP Switch "FRIDGE"	4120DP-FRI	0549281	4120DPPFRIB	0549295	3.28 1
20A DP Switch "HOB"	4120DP-HOB	0549283	4120DPHOB	0549297	3.28 1
20A DP Switch "COOKER HOOD"	4120DP-HOO	0549284	4120DPHOOB	0549298	3.28 1
20A DP Switch "MICROWAVE"	4120DP-MIC	0549285	4120DPMICB	0549299	3.28 1
20A DP Switch "WASHING MACHINE"	4120DP-WAS	0549286	4120DPWASB	0549300	3.28 1
20A DP Switch "WASHER DRYER"	4120DP-WDY	0549287	4120DPWDYB	0549301	3.28 1
Fused Spur Unit	41FCU13	0549576	41FCU13B	0549581	1.45 1
Telephone Master Socket	41MASTEL	0549613	41MASTELB	0549614	2.75 1
Telephone Slave Socket	41SECTEL	0549585	41SECTELB	0549586	2.49 1
Coaxial Socket	41TV1	0549577	41TV1B	0549578	1.37 1
Satellite Socket	41SAT1	0549579	41SAT1B	0549580	1.39 1
RJ45 Socket	41RJ45	0549590	41RJ45B	0549591	2.70 1
1 Module Blank	41BLANK	0549568	41BLANKB	0549569	0.58 1
1/2 Module Blank	41BLANK1/2	0549566	41BLANK12B	0549567	0.55 1
400W* Trailing Edge Euromod Dimmer	DQDGEU400	0412572			37.84 1
Slave Dimmer for EU Mods	SSGSEU	0205530			10.58 1
1-10V Euromod Dimmer	DSSGDEU10V	0410160			39.21 1

*Can vary depending on lamp characteristics. Some LED lamps may require the use of a load resistor. Multi-switching requires the use of slave units.

PLEASE NOTE: All retractive switches feature 'Bell' symbol

For grid dimmers see page 22.



Powering Business Worldwide

MODULAR GRID RANGE



Switch Modules

10A 1 Way	DF9000	0696062	2.32	1	2.09	10+
10A 2 Way	DF9001	0696063	2.90	1	2.61	10+
10A 2 Way Push to Make	DF9004	0696065	4.78	1	4.30	10+
20A 2 Way	F9021	0500666	3.23	1	2.94	10+
20A Intermediate	DF9022	0696064	6.53	1	5.88	10+
20A Double Pole	F9023	0500674	4.03	1	3.66	10+
20A DP Keyswitch	F9027	0500764	5.92	1	5.37	10+
20A DP Emerg. Test Key	F9027EL	0500767	7.45	1	6.75	10+
20ADP Keyswitch + Indicator	F9027N	0500768	8.51	1	7.73	10+
20A 2 Way Key Centre Off Bias	F9028	0500771	6.40	1	7.62	10+
20A 2 Way Keyswitch	DF9026	0696055	8.42	1	5.78	10+
20A 2 Way Centre Off	DF9024	0696056	4.66	1	4.20	10+
20A 2 Way Emerg. Test Key	DF9026EL	0696057	8.34	1	7.51	10+

Modules

20A Cable Outlet	DF9073	0696045	5.53	1	4.99	10+
13A Fuse Unit	DF9072	0696046	6.92	1	6.24	10+
250W 2 Way Dimmer	DF9064	0696047	30.30	1	27.30	5+
400W 2 Way Dimmer	DF9065	0696048	33.80	1	30.45	5+
5A 3 Pin Shuttered Socket	F9306	0500834	7.59	1	6.88	10+
Single IEC Co-Ax Female	F3780	0264238	4.58	1	4.15	10+
Single IEC Co-Ax Male	F3781	0264244	4.65	1	4.23	10+
Single Satellite Female	F3782	0264246	4.65	1	4.23	10+
TV/RM/Sat/Retum Module	F3783	0264250	13.88	1	12.58	10+
Telephone Secondary	F3784	0291798	3.77	1	3.43	10+
RJ45 CAT6 Module	F3787	0291808	5.26	1	4.88	10+
Blanking Component	DF9060	0696037	1.17	1	1.05	20+
1 Gang Blank Module	F3790	0264248	1.14	1	1.03	10+

20A DP 1 Way Switch Modules, marked with:

"Dishwasher"	DF9023DW	0696058	4.55	1	4.10	10+
"Extractor Fan"	DF9023EF	0696059	3.79	1	3.41	10+
"Fridge Freezer"	DF9023FF	0696060	3.79	1	3.41	10+
"Fridge"	DF9023FG	0696049	3.79	1	3.41	10+
"Freezer"	DF9023FZ	0696050	3.79	1	3.41	10+
"Hob"	DF9023HB	0696051	3.79	1	3.41	10+
"Cooker Hood"	DF9023CH	0696052	3.79	1	3.41	10+
"Microwave"	DF9023MW	0696053	4.55	1	4.10	10+
"Oven"	DF9023OV	0696054	4.55	1	4.10	10+
"Tumble Dryer"	DF9023TD	0696043	3.79	1	3.41	10+
"Washing Machine"	DF9023WM	0696044	3.79	1	3.41	10+
"Washer Dryer"	F9023WDR	0500720	4.34	1	3.92	10+
"Boiler"	F9023BO	0500690	4.17	1	3.76	10+

GRIDS PLATES

Moulded White Plates

1 Gang Plate	DP901	0696090	1.87	1	1.68	10+
2 Gang Plate	DP902	0696079	2.34	1	2.10	10+
3 Gang Plate	DP903	0696080	3.79	1	3.41	5+
4 Gang Plate	DP904	0696081	4.69	1	4.23	5+
6 Gang Plate	DP906	0696082	6.38	1	5.75	10+

Metalclad Plates, Grey

1 Gang Plate	DX901MG	0696083	3.03	1	2.73	10+
2 Gang Plate	DX902MG	0696084	3.03	1	2.73	10+
3 Gang Plate	DX903MG	0696073	4.66	1	4.20	5+
4 Gang Plate	DX904MG	0696074	4.66	1	4.20	5+
6 Gang Plate	DX906MG	0696075	11.65	1	10.50	10+

ACCESSORIES

Spare Key	DF9099	0696040	1.17	1	1.05	10+
1 & 2 Gang Grid Box	DFM8340	0696041	2.10	1	1.89	5+
1 & 2 Gang Grid	FM8349	0080928	2.79	1	2.49	10+
Box KO						
2 & 3 Gang Grid Box	DFM8341	0696042	3.68	1	3.31	5+
3 & 4 Gang Grid Box	FM8350	0080941	4.96	1	4.41	10+
6 & 8 Gang Grid Box	DF8342	0696031	6.81	1	6.14	5+




MODULAR GRID RANGE

Verve by Hamilton · Euromod style plates
· 1-4 Module
· Designed for Media



- Matches the Verve range
- Mix and match flexibility
- Modern design



Verve Microgrid Plates

1 Gang 1 Module MG Frontplate	HM2171	1113883	0.76	1	0.71	10+
1 Gang 2 Module MG Frontplate	HM2172	1113884	0.77	1	0.72	10+
1 Gang 3 Module MG Frontplate	HM2173	1113885	2.51	1	2.36	10+
2 Gang 4 Module MG Frontplate	HM2174	1113886	4.46	1	4.19	10+
2 Gang 6 Module (2x3) MG Frontplate	HM2176	1113887	6.53	1	6.14	10+

Verve Microgrid Accessories

10A 2 Way Switch	HM3111	1113888	0.77	1	0.72	10+
10A Intermediate Switch	HM3117	1113889	1.17	1	1.10	10+
10A 3 Pole Fan Isolation	HM3118	1113890	3.43	1	3.22	10+
1 Module Blank	HM3110	1113891	0.70	1	0.66	10+
10A 2 Way Keyswitch	HM3112	1113892	3.77	1	3.54	10+
10A DP Keyswitch "EMG LTG TEST"	HM3113	1113893	4.27	1	4.01	10+
10A 1 Way Retractive Switch	HM3114	1113894	0.94	1	0.88	10+
Fused Spur Unit	HM3115	1113895	2.62	1	2.46	10+
20A DP (double module) Switch	HM3116	1113896	3.28	1	3.08	10+
10A DP Resistive Keyswitch	HM3119	1113897	4.81	1	4.52	10+
20A Flex Outlet	HM3120	1113898	2.96	1	2.78	10+
Dimmer Mounting Kit	HM3121	1115170	5.96	1	5.60	10+

Please Note : All Verve 20A DP Switches are 2 MODULES WIDE

20A DP Switch "DISHWASHER"	HM3116DW	1122861	4.46	1	4.19	10+
20A DP Switch "WASHING MACHINE"	HM3116WM	1122862	4.46	1	4.19	10+
20A DP Switch "FRIDGE FREEZER"	HM3116FF	1122863	4.46	1	4.19	10+
20A DP Switch "COOKER HOOD"	HM3116CH	1122864	4.46	1	4.19	10+
20A DP Switch "OVEN"	HM3116OV	1122865	4.46	1	4.19	10+
20A DP Switch "FRIDGE"	HM3116FG	1122866	4.46	1	4.19	10+
20A DP Switch "FAN"	HM3116FN	1122867	4.46	1	4.19	10+
20A DP Switch "MICROWAVE"	HM3116MW	1122868	4.46	1	4.19	10+

Verve Euromod

1 Gang 1 Module Frontplate	HM2211	1113857	0.97	1	0.91	10+
1 Gang 2 Module Frontplate	HM2212	1113858	1.05	1	0.99	10+
2 Gang 4 Module Frontplate	HM2214	1113859	1.31	1	1.23	10+

Verve Euromod Accessories

13A Socket	HM3210	1113860	2.28	1	2.14	10+
Media Blank	HM3211	1113861	0.64	1	0.60	10+
Satellite Female	HM3212	1113862	1.49	1	1.40	10+
Coax Female	HM3213	1113863	4.38	1	4.12	10+
Coax Male	HM3214	1113864	1.73	1	1.63	10+
Telephone Master	HM3215	1113865	3.68	1	3.46	10+
Telephone Secondary	HM3216	1113866	2.17	1	2.04	10+
CAT5E	HM3217	1113867	2.71	1	2.55	10+
CAT6E	HM3218	1113868	3.96	1	3.72	10+
HDMI	HM3219	1113869	20.66	1	19.42	10+
Speaker Points	HM3220	1113870	10.05	1	9.45	10+
Brush Module	HM3221	1113871	10.78	1	10.13	10+

HOOK-UP POINTS

Circuit Breaker Access Window & Pad lockable IEC60309 switched interlocked socket outlets Flexible enclosure design allows either 16A or 32A switched interlocked socket to be interchanged on the same fixing flange and wire harness

Single versions allow for upgrade of additional switched interlocked socket easily and quickly at later date
Weatherproof IP66/IP67
High resistance to UV rays and chemical agents
Smooth undrilled walls allow custom cable entry position



HOOK-UP 1WAY 16A UNMETERED	665300	1145449	138.52	1	
HOOK-UP 1WAY 16A METERED	665301	1145451	186.97	1	
HOOK-UP 2WAY 16A UNMETERED	665320	1145454	283.09	1	
HOOK-UP 2WAY 16A METERED	665322	1145455	380.03	1	

As of 1st January 2019, all new caravan point installations require a hook-up point with interlocked socket. After this date old versions can no longer be installed.

Available to order

BS4343 INDUSTRIAL PLUGS & SOCKETS



- 110V, 230V or 400V/415V
- 16A, 32A or 63A

16A	110V, YELLOW, 2P&E	230V, Blue, 2P&E	400V, Red, 3P&E	400V, Red, 3PN&E
Plug	16APLUG3YE 0548866 2.44 1	16APLUG3BU 0548865 2.44 1	16APLUG4RE 0548876 4.05 1	16APLUG5RE 0548880 4.82 1
Trailing Socket	16ACOU3YE 0548874 3.52 1	16ACOU3BU 0548873 3.52 1	16ACOU4RE 0548891 6.42 1	16ACOU5RE 0548906 7.97 1
90° Surface Mount Socket	16ASKT3YE 0548902 7.79 1	16ASKT3BU 0548901 7.79 1	16ASKT4RE 0548907 8.38 1	16ASKT5RE 0548908 8.38 1
Vertical Interlocked Switch Socket	16AILOK3YE 0549009 33.33 1	16AILOK3BU 0551798 33.33 1		16AILOK5RE 0551810 46.95 1

32A	110V, Yellow, 2P&E	230V, Blue, 2P&E	400V, Red, 3P&E	400V, Red, 3PN&E
Angled Socket		16AANGS3BU 0551789 19.68 1		
Angled Inlet		16AINLT3BU 0548909 8.45 1		
2W Splitter		16ASPLT3BU 0551802 38.55 1		
Connector	32ACONN3YE 0548919 10.95 1			
Plug	32APLUG3YE 0548896 7.22 1	32APLUG3BU 0548888 6.12 1	32APLUG4RE 0548894 6.84 1	32APLUG5RE 0548897 7.23 1
Trailing Socket		32ACOU3BU 0548912 8.73 1	32ACOU4RE 0548911 8.73 1	32ACOU5RE 0548917 9.81 1
90° Surface Mount Socket		32ASKT3BU 0548920 11.83 1	32ASKT4RE 0548921 11.84 1	32ASKT5RE 0548923 13.05 1
Vertical Interlocked Switch Socket		32AILOK3BU 0551804 41.07 1	32AILOK4RE 0551807 44.44 1	32AILOK5RE 0551813 51.51 1

63A	110V, Yellow, 2P&E	230V, Blue, 2P&E	415V, Red, 3P&E	415V, Red, 3PN&E
Angled Socket		63AANGS3BU 0551814 58.98 1	63AANGS4RE 0551815 58.98 1	63AANGS5RE 0551816 61.64 1
Connector		63ACONN3BU 0551803 39.58 1	63ACONN4RE 0551806 42.06 1	63ACONN5RE 0551808 45.31 1
Plug		63APLUG3BU 0551797 32.87 1	63APLUG4RE 0551799 34.32 1	63APLUG5RE 0551800 36.12 1



BOXES (ARCHITRAVE, DRYLINE & METAL)

Steeple Metal-Adjustable Lugs & Earth Terminals

Metal-Adjustable Lugs & Earth Terminals					
16mm, 1 Gang	S1001N	0551742	0.37	1	0.33 20+
25mm, 1 Gang	S1010N	0551743	0.45	1	0.42 10+
25mm, 2 Gang	S1011N	0551744	0.48	1	0.45 10+
35mm, 1 Gang	S1012N	0551745	0.49	1	0.46 10+
35mm, 2 Gang	S1013N	0551746	0.64	1	0.59 10+
47mm, 1 Gang	S1014N	0551747	0.85	1	0.76 10+
47mm, 2 Gang	S1015N	0551748	1.27	1	1.13 5+
35mm Dual	S1016N	0551749	1.42	1	1.32 5+
25mm Dual	S1018N	0551752	1.39	1	1.21 5+
35mm 2 + 1 Gang	S1019N	0551750	1.89	1	1.75 5+
35mm 6-8 Gang	S1020N	0786426	4.30	1	3.82 5+
35mm 2+1+1 Gang	MB21135	0551757	2.12	1	1.96 5+
35mm 2+2+1 Gang	MB22135	0551758	2.63	1	2.40 5+
35mm 2x2 Gang	MB2X235	0551754	1.81	1	1.67 5+
35mm 3x1 Gang	MB3X135	0551753	1.81	1	1.67 5+
25mm 1G Arch Metal Box	MBARCH	0551751	1.07	1	0.86 10+

SEE PAGE 40 FOR FIRE & ACOUSTIC RATED METAL DRY LINING BOXES

Steeple Dry Lining Boxes

Dry Lining Boxes					
35mm, 1 Gang	BSDLB1	0551607	0.64	1	0.59 20+
35mm, 2 Gang	BSDLB2	0551608	0.74	1	0.70 20+
35mm, Dual Box	BSDLB3	0551635	1.31	1	1.26 20+
47mm, 1 Gang	BSDLB4	0551771	0.72	1	0.66 10+
47mm, 2 Gang	BSDLB5	0551772	0.99	1	0.94 10+
Ceiling Rose Box	CEILINGBOX	0551833	1.31	1	1.21 10+
2 Gang + 1 Gang	FF2+1	0551842	1.78	1	1.68 10+

APPLEBY Dry Lining Boxes

Dry Lining Boxes					
35mm, 1 Gang	SDPB1/N	0003125	0.67	1	0.63 10+
35mm, 2 Gang	SDPB2/N	0003126	0.85	1	0.77 10+
47mm, 1 Gang	SDPB3/N	0041870	0.77	1	0.71 10+
47mm, 2 Gang	SDPB4/N	0033694	1.05	1	0.99 10+

Steeple Grommets (Pack of 100)

Grommets (Pack of 100)					
20mm Open Lip Fastfit	SUPGROM200	0548875	4.14	100	3.98 500+
20mm Open	GRM0200	0550812	2.99	100	2.85 500+
25mm Open	GRM0250	0550824	6.17	100	5.93 500+
20mm Blind	GRMB200	0550817	3.38	100	3.25 500+

Steeple Grommet Strip

Grommet Strip					
25m Grommet Strip	GS2	0964474	19.41	1	18.75 3+

LIGHTING ACCESSORIES

Steeple Pendants

Pendants					
6" Pendant	BSPD6/N	0551609	1.83	1	1.71 10+



British General Pendants

9" Pendant	669T2	0004018	2.75	1	2.35 10+
------------	-------	---------	------	---	----------

Steeple Ceiling Roses

Ceiling Roses					
Clear Base	SCRW3006	0549103	2.35	1	2.14 10+

Steeple Pendants

Pendants					
Short Skirt L/holder	HGL6000	0549099	1.28	1	1.07 10+

LIGHTING ACCESSORIES CONTINUED

Steeple Battenholders

Battenholders					
H/O Skirt Pre-Wired	BS6004	0551766	2.82	1	2.37 10+
Angled B/Holder	BS6007	0551624	2.82	1	2.74 10+

Steeple Plug-in Ceiling Roses

Plug-in Ceiling Roses					
4 Terminal	DCR10	0551142	4.45	1	4.14 10+
4 Terminal 2m Flex	DCR10PW	0551155	7.12	1	6.47 10+

JEANI ACCESSORIES Lampholders

Lampholders					
Brass BC, Switched	A38	0007947	3.55	1	
Brass BC L/holder	A70	0007931	2.62	1	
Porcelain ES	A40	0098823	2.36	1	
1/2" Back Plate	501/100	0007592	1.69	1	
Ashley Batten L/Holder Safety Version	SEL96T	0072110	8.83	1	8.13 10+

JEANI ACCESSORIES Inline Switches

Inline Switches					
2A SP White	701W	0008248	1.92	1	
2A SP Black	701B	0008240	2.17	1	
10A DP White	702W	0008250	6.98	1	
10A DP Black	702B	0008249	7.24	1	

CONNECTOR BLOCKS, CONNECTORS & JUNCTION BOXES

Steeple Junction Boxes

Junction Boxes					
20A 4 -Terminal, Small (2.25")	BS5001	0551780	0.89	1	0.80 10+
30A 3 -Terminal	BS5003	0551606	1.35	1	1.20 10+
20A 4 -Terminal	BS5004	0551605	1.13	1	1.05 10+
20A 6 -Terminal	BS6015	0551765	1.77	1	1.64 10+
60A 3 -Terminal	WA222	0226013	5.07	1	4.28 5+

ashley Junction Boxes

Junction Boxes					
Junction Box	J701	0001580	5.11	1	4.71 5+
Box w/ Terminal Block	J701/TB	0001439	8.33	1	7.82 5+
16A Downlight Junction Box	J501	0254662	2.39	1	2.04 10+
32A 3 Terminal	J803	0276395	6.07	1	5.74 10+
20A 4 Terminal	J804	0276396	6.95	1	6.55 10+

Steeple Connector Blocks

Connector Blocks					
Single Pole 100A	BSCBSP	0551767	4.89	1	4.15 3+
Double Pole 100A	BSCBDP	0551768	7.88	1	6.83 3+

WAGO Push in Connectors (priced per pack, qty as shown)

Push in Connectors (priced per pack, qty as shown)					
2 Port, Yellow, x100	773-102	0590753	6.55	100	
4 Port, Orange, x100	773-104	0590754	11.45	100	
6 Port, Purple, x50	773-106	0590756	7.78	50	
8 Port, Black, x50	773-108	0590757	10.36	50	
3 Port, Red, 41A can take up to 6mm cable, x50	773-173	0590759	11.87	50	
Wagobox Grey	51008319	0590770	1.37	1	
39x44x108mm					
Wagobox Light	51257303	0527570	1.38	1	
39x29x95mm					
Wagobox XL	60339091	1008486	2.52	1	
126x115x55mm					
Wago Capsule Conn Box	51312606	0875687	6.55	1	
Wagobox Conn Lid Plate	51312602	0875690	1.51	1	
Wagobox Conn Side Plate	51312603	0875691	3.03	1	
Wagobox Conn Brkt Grey	51312590	0875692	1.82	1	
Wagobox Mounting Button PK10	51009130	0410157	1.25	1	





CONNECTOR BLOCKS, CONNECTORS & JUNCTION BOXES CONTINUED



24A Mini Push-in Connectors (priced per pack of 100x)

24A Mini Push-in Connectors (priced per pack of 100x)					
2 Port, White, x100	2273-202	0590771	7.73	100	
3 Port, Orange, x100	2273-203	0590772	8.44	100	
4 Port, Red, x100	2273-204	0590773	11.95	100	



32A Compact Connectors (priced per pack)

32A Compact Connectors (priced per pack)					
2 Way, pk of 100	221-412	0806538	20.95	100	19.99 300+
3 Way, pk of 50	221-413	0806539	11.99	50	11.50 150+
5 Way, pk of 25	221-415	0806540	9.85	25	9.35 75+



41A Compact Connectors (priced per pack)

41A Compact Connectors (priced per pack)					
2 Way, pk of 50	221-612	1115646	22.14	50	21.09 150+
3 Way, pk of 30	221-613	1115647	16.29	30	15.51 90+
5 Way, pk of 15	221-615	1115648	13.29	15	12.65 45+



Lighting Connectors (priced per pack of 100x)

Lighting Connectors (priced per pack of 100x)					
24A	224-101	0590764	16.12	100	
Dual 24A	224-112	0590766	16.12	100	



Phone/Data Connectors

Phone/Data Connectors					
Telecommunication Cable Splice Kit, includes Strip & Crimp Tool and Telecommunication Cable Splice Connectors, 25pk	33-719	0453539	25.90	1	
	85-925	0453811	5.50	25	




Steeple Self-Extinguishing Connector Strips - Thermoplastic

Self-Extinguishing Connector Strips - Thermoplastic					
5A, 12 Way	SC1205	0551825	0.50	1	0.40 10+
15A, 12 Way	SC1215	0551830	1.15	1	0.99 10+
30A, 12 Way	SC1230	0551840	1.83	1	1.69 10+
60A, 12 Way	SC1260	0551847	6.21	1	5.98 10+



Steeple

5A Connection Box	BSCONBOX	0551048	1.23	1	1.08 5+
15A Connection Box	DCB15A	0551049	1.18	1	1.11 5+
30A Connection Box	23CHOBOX	0550810	1.32	1	1.25 5+



Levlink Connection System

Levlink Connection System					
IP20 T-Splitter	DLEV81002	0979831	2.13	1	1.95 3+
IP20 9Way Connector	DLEV81003	0979832	3.72	1	
IP20 6Way Connector	DLEV81004	0979833	3.19	1	



Push-in Connectors

Push-in Connectors					
20A 3 Pin	CT101C	0336453	2.19	1	1.96 10+
20A 4 Pin	CT202C	0368466	3.09	1	2.87 10+



Steeple

IP68 SWA Joint Box	AJB20	0551792	23.22	1	22.99 3+
--------------------	-------	---------	--------------	---	-----------------



Weathersafe IP68 Connectors & Junction Box

Weathersafe IP68 Connectors & Junction Box					
IP68 16A In-Line Connector	WXT68IL16	0800752	6.78	1	6.17 5+
IP68 25A Junction Box	WXT68JB25	0800755	9.89	1	9.16 5+



PowerBreaker Cable Connectors

Cable Connectors					
IP68 10A - 2 Piece	H85Z-C	0552232	12.06	1	11.38 5+



WISKA Boxes - IP66 Rated, measurements in mm

WISKA Boxes - IP66 Rated, measurements in mm					
85 x 49 x 51	10109571	1148466	4.09	1	3.86 5+
85 x 49 x 51	10109569	1148467	4.09	1	3.86 5+
85 x 85 x 42, Black	COMBI3085B	0552463	4.50	1	4.25 5+
85 x 85 x 42, Grey	COMBI3085G	0552464	4.50	1	4.25 5+
85 x 85 x 42, White	COMBI3085W	0218012	4.50	1	4.25 5+
95 x 95 x 60, Black	10105602	0801655	5.56	1	5.36 5+
95 x 95 x 60, Grey	10105596	0801654	5.31	1	5.12 5+
95 x 95 x 60, White	COMBI4075W	0801656	5.56	1	5.36 5+
110 x 110 x 66, Black	10061779	0218116	6.71	1	6.45 5+
110 x 110 x 66, Grey	10061778	0218115	6.71	1	6.45 5+
110 x 110 x 66, White	COMBI6075W	0217978	6.71	1	6.45 5+
160 x 140 x 81, Black	COMBI1210B	0552461	14.30	1	13.49 5+
160 x 140 x 81, Grey	COMBI1210G	0552462	14.30	1	13.49 5+



WISKA WAGO Earthing Bars & Mini Junction Boxes

Earthing Bars					
For COMBI3085	EC308	0257015	5.35	1	5.06 5+
For COMBI6075	EC607	0257019	5.35	1	5.06 5+



Mini Junction Boxes					
Mini Junction Box Size 1	MBX01	1171145	1.91	1	
Mini Junction Box Size 2	MBX02	1171146	2.46	1	
Mini Junction Box Size 3	MBX03	1171147	3.14	1	



WISKA WAGO Box Kit (COMBI 407 Box + 3 x WAGO 221 3 pole connectors)

WISKA WAGO Kit	COMBI10109673	1120723	5.99	1	5.78 5+
----------------	---------------	---------	-------------	---	----------------

CONVERTER SOCKETS



Steeple 13A Switched Converter Sockets

13A Switched Converter Sockets					
Convert 1 Gang to 2Gang	DCONVERT2	1306721	5.65	1	5.34 3+
Convert 1 & 2 gang to 4gang	DCONVERT4	1005064	12.20	1	11.58 3+

DIMMER PLATES




Steeple Biscuit Spacers

Biscuit Spacers					
1G 10mm Spacer	BSCUIT1	0549097	0.73	1	
2G 10mm Spacer	BSCUIT2	0549100	1.15	1	



VARILIGHT LED Dimmers

LED Dimmers					
400W 1 Gang LED	JQP401W	0552425	11.21	1	11.07 3+
250W 2 Gang LED	JQP252W	0552424	22.49	1	22.27 3+
1 Gang 1-10V Dimmer	FQP1M1W	0812117	18.99	1	11.43 3+



USA 1000W Dimmer - Leading Edge

1000W Dimmer - Leading Edge					
1000W Dimmer	D1000-1G	0548615	16.61	1	

REFER TO PAGES 12-13 FOR DECORATIVE DIMMERS



DIMMER MODULES



VARILIGHT					
Module Kit					
120W LED Module Kit	MJP120	1086791	11.58	1	11.43 3+



Hamilton					
Dimmer Module					
5-100W Dimmer Module	LEDITB100	0932711	12.89	1	12.47 3+



DANLERS					
Push & Rotary LED Dimmer Module (Max. 250W)					
Push & Rotary LED Dimmer Module (Max. 250W)	LEDITB100	0932711	12.89	1	12.47 3+
LED Dimmer Module	DPDLED	0611563	11.29	1	



VARILIGHT					
2 Way Switch Only Module (no dimmer function)					
2 Way Switch Only Module (no dimmer function)	MHO	1086789	4.22	1	

DOORBELLS & CHIMES



Underdome Bell	DUDB1	0551144	4.39	1	
Transformer 4V, 8V, 12V	DBELLTRANS	0550943	12.00	1	
Bell Chime c/w Integral Transformer	DTCWH	0550954	11.41	1	
White / Black Push	DBPWB	0551121	2.25	1	
Illuminated B/W Push	DBPLWB	0551125	2.88	1	
Battery/Transformer Operated Chime	DDC1WH	0550923	9.31	1	



Honeywell					
Series 3 150m Wirefree White Door Chime Kits					
Portable Kit	DC311N	0825526	34.54	1	
Plug-in Kit	DC311NBS	0825527	38.00	1	

GRID DIMMERS



DataGrid Dimmers

Suitable for LED. Can be used with Denmans white & decorative grid range (EUROMOD).
Vari Datagrid dim/SW LED 2 way 10-100W Black or White

DataGrid Dimmers					
Black	DKP100B	0934259	16.62	1	16.12 3+
White	DKP100W	0934260	16.62	1	16.12 3+



Fits MK, MEM, Wandsworth, Crabtree, GET & DETA Systems

400W LV, 500W T - White (min. operating wattage 40W)	ZGRID500	0548690	24.45	1	
--	----------	---------	-------	---	--



Grid Dimmers - Suitable for LED

Grid Dimmers - Suitable for LED					
400W* Trailing Edge Euromod Dimmer	DQDGEU400	0412572	37.84	1	
*Can vary depending on lamp characteristics. Some LED lamps may require the use of a load resistor. Multi-switching requires the use of slave units.					



LED Grid Dimmers
Fits MK, MEM, Wandsworth, Crabtree, GET & DETA Systems

GRID DIMMERS					
5-250W - White	ZGRIDLED+	0933571	56.50	1	
5-250W - Black	ZGRIDLED+BLK	0933572	57.50	1	



RESLOADE Load Resistor

RESLOADE Load Resistor					
Load Resistor	RESLOADE	0568498	21.11	1	
*Can be used to try to eliminate lamp instability and flicker when dimming non-resistive loads such as mains directly dimmable LED lamps or dimmable transformers.					

DENMANS DIMMING GUIDE



VARILIGHT JQP Range	
LED	120w
HAL	300w
maximum 10 lamps per module	

See page 21



Verve by Hamilton	
LED	5-100w
HAL	150w

See page 11



EUROMOD	
D1000 1G	
HAL	1000w
Designed for large halogen loads	

See page 21



Steeple DESIGNA	
11 DIM**** range	
21 DIM**** range	
HAL	1 Gang - 400w
HAL	2-4 Gang - 250w per module

See page 11



Steeple Designa Curve Decorative	
1-4 Gang Available	
HAL	1-4 Gang - 400w per module

See page 15



DANLERS	
DPDLED dimmer module	
LED	5-250w

See page 22



Hamilton	
Hamilton LEDitB Module	
LED	5-100w
HAL	150w

See page 22



VARILIGHT	
Varilight Modules	
MJP120 - standard module	
DKP100 - Euromod compatible modules	
HAL	200w
LED	0-120w

See page 22



Zano	
Zano ZGRID is compatible with all leading manufacturers gridswitch ranges including MK, Crabtree, GET & MEM	
ZGRID500	
HAL	40w-500W
ZGRIDLED+	
LED	0-120w

See page 22

HAL Compatible with traditional mains halogen loads.

LED Compatible with dimmable LED loads.

Please note this is for information only. It is recommended that you check with your LED lamp manufacturer for their dimming compatibility.



Click & Collect
in as little as 1 min



Call
your local branch



Visit
your local branch



WIRELESS CONTROLS AND HOME AUTOMATION

'Mercury Air' IP Rated Wireless 4-Channel Switching System
4 Channel IP56 rated remote controlled wireless switch receiver for household and garden electric appliances. 1250W per circuit, max. 4000W total load.

- Enable remote switching to open automatic gates and garage doors
- Suitable for year round outdoor use
- Ideal for garden lighting and water feature pumps
- 2 operating modes: on/off and timed
- Operating range 250m
- Comes with a wireless key fob, 4 channel switch radio transmitter, instructions and fittings



Hamilton
www.hamilton-jonestat.com

Mercury Air Switching Box	MWM-4CHPSKIT	0930598	157.46	1
---------------------------	--------------	---------	---------------	---

METALCLAD ACCESSORIES

Steeple 13A Switched Sockets



13A Switched Sockets					
1 Gang	55SS131SP	0551774	3.87	1	3.73 5+
2 Gang	55SS132SP	0551775	4.15	1	3.99 10+
2-Gang Metalclad SP Switched Socket + 2X USB 3.1A	55SS132DPU3	1190436	12.99	1	

10A Switches



10A Switches					
1 Gang, 2 Way	55S512	0551773	2.96	1	2.79 5+
2 Gang, 2 Way	55S522	0551636	3.56	1	3.36 5+
3 Gang, 2 Way	55S532	0551641	5.60	1	4.95 5+

20A DP Switches



20A DP Switches					
Double Pole + Neon	55S201L	0551639	5.73	1	5.38 5+

45A Switches



45A Switches					
1G, DP with Neon	55S451L	0551646	14.54	1	13.72 5+

13A Spur Boxes



13A Spur Boxes					
Unswitched	55SPU13UN	0551640	6.49	1	5.99 5+
Switched	55SPU13	0551777	6.69	1	5.90 5+

RCD PROTECTED ACCESSORIES

niGLON RCD Spur



RCD Spur					
RCD Spur	FS13RCD	0551850	11.99	1	11.25 2+

Steeple 13A RCD Twin Sockets - Unswitched



13A RCD Twin Sockets - Unswitched					
White	RCDSW	0550587	15.67	1	13.08 3+
Metalclad	RCDSM	0550603	18.80	1	16.71 3+

niGLON 13A RCD Plug In Adaptor



13A RCD Plug In Adaptor					
RCD Adaptor	AD13RCD	0548898	7.75	1	7.40 3+
RCD Plug Top	PAD13RCD	0548914	9.09	1	

SOCKETS (FLOOR)

Steeple Floor Sockets - Unswitched, Satin Steel



Floor Sockets - Unswitched, Satin Steel					
1 Gang	23FLOOR1	0551339	14.19	1	13.39 3+
2 Gang	23FLOOR2	0549249	21.19	1	19.99 3+

PLUGTOPS, TRAILING LEADS, REELS & ACCESSORIES

DESIGNA Designa Curve Ceiling Pull Switches



Designa Curve Ceiling Pull Switches					
10AX 2 Way	21CS102	0549213	1.74	1	1.64 5+
50A	21CS50	0549245	7.16	1	6.75 5+

Steeple Ceiling Pull Switches



Ceiling Pull Switches					
45A Pull + Neon	11CS45L	0568649	6.82	1	6.38 5+
2 Way Chrome Effect	YPSC	0858569	7.40	1	7.15 5+
Pullswitch					
3 Pole Fan ISO	BS84	0551527	10.09	1	9.71 5+

Crabtree



16A DP + Neon	2163	0022624	14.75	1	13.85 10+
---------------	------	---------	--------------	---	------------------

Steeple Plugtops



Plugtops					
2A ROUND PIN PLUGTOP	TOP2AR	0102910	1.91	1	
5A ROUND PIN PLUGTOP	TOP5AR	0102913	3.39	1	
White 13A Plugtop	PLUGTOP	0551770	1.15	1	1.02 20+

Steeple Rubber Plugtops



Rubber Plugtops					
Black	7B	0003226	1.90	1	1.75 10+
White	7W	0003281	1.66	1	1.41 10+

Steeple Plugtop Fuses (priced per 10)



Plugtop Fuses (priced per 10)					
3A Fuse	F103	0551837	2.33	10	
5A Fuse	F105	0551838	2.33	10	
13A Fuse	F113	0551839	2.33	10	

Steeple Rubber Sockets



Rubber Sockets					
2G Socket Black	ELS132B	0020285	2.95	1	
2G Socket White	ELS132W	0020294	2.95	1	
1G Socket Black	ELS13B	0020283	1.55	1	
1G Socket White	ELS13W	0020284	1.55	1	
4G Socket White	ELS134W	0020295	8.37	1	

Cable Reels & Extension Leads



Cable Reels & Extension Leads					
6 Gang Anti-Surge Extension Lead + Thermal Fuse	SRG62N-MP	1158857	12.59	1	
4 Gang Socket 2m Flex + Plug	BFG2N	0551526	3.88	1	
20m Handheld Cable Reel	HCR42013	1108595	21.98	1	
4 Gang, 25m Heavy Duty Cable Reel	NER42513	1108596	31.99	1	
4 Gang, 50m Heavy Duty Cable Reel	NER45013	1108597	55.32	1	

HiSPEC Pop Up Socket



Pop Up Socket					
'Pull-up' Socket with 2x USB sockets	HSTS3/USB	0552295	34.95	1	




SPLASHPROOF ACCESSORIES

Verve by Hamilton



Steeple



IP66 Enclosures - suitable for standard wiring accessories

Single Outdoor	BS165	0551778	7.98	1	7.50	3+
Twin Outdoor	BS265	0551647	13.66	1	13.07	3+
Dual Enclosure Box	DSBE	0550697	23.93	1	22.18	3+

DESIGNA



1G 13A DP Switched Socket	HM5001	1144259	12.83	1	12.06	3+
2G 13A DP Switched Socket	HM5002	1144260	14.51	1	13.64	3+
1G 2W 20A Switch	HM5021	1144261	10.04	1	9.44	3+
2G 2W 20A Switch	HM5022	1144262	11.17	1	10.50	3+
1G 2W 20A (press) Switch	HM5023	1144263	12.83	1	12.06	3+
1G 20A Double Pole Switch	HM5025	1144264	12.28	1	11.54	3+
13A Spur Connection Unit	HM5013	1144265	11.16	1	10.49	3+
1G Enclosure	HM5031	1144266	8.93	1	8.39	3+
2G Enclosure	HM5032	1144267	11.50	1		
2G 13A RCD Socket	HM5005	1144268	44.67	1	41.99	3+

IP66 2G 13A RCD Socket	DEWPRCD2	0550734	52.22	1	50.41	3+
IP66 1G Unswitched Socket	DEWPSS131U	0550732	15.74	1	14.99	3+
IP66 2G 13A Switched Socket	DEWPSS132	0550733	17.50	1	17.11	3+
IP55 1G 2W Switch	DEWP5512	0550729	7.57	1	7.17	3+
IP55 2G 2W Switch	DEWP5522	0550730	8.09	1	7.59	3+
IP55 20A DP Switch	GWP2010	0135977	8.98	1	8.35	5+
13A Fused Connection Unit (for use with DEWPENC)	GRL13FCUPW	0152618	10.29	1		
20A Double Pole Switch (for use with DEWPENC)	SGRL20DPPW	1089534	6.57	1		
IP66 2 Module Enclosure	DEWPENC	0550731	10.65	1		

Introducing the Hamilton Wi-Fi Audio Product range



CONNECT



STREAM



PLAY



- Supports Android and iOS
- All in one Solution
- Smart Audio allows playback via wi-fi
- Stream music in one or multiple rooms

- Wirelessly link all our Hamilton Audio products together
- Streaming services: Spotify, Tune-in Radio, Tidal & more
- Playable formats: aac, wav, flac, mp3, wma, vorbis

WSA50 Wireless Streaming Amplifier

H600-80W8 Ceiling Speakers

Appio Wireless Active Speaker

Oyster Wireless Audio Receiver

Audio Specification
Power Amplifier: 2 x 50w 8 ohms
Frequency Response: 20Hz-20KHz

Speaker Specification
Woofers: 6 Inch Kevlar Cone
Tweeters: 1 Inch Titanium Dome
Magnetic Front Grill
Power Handling: 80 Watts
Frequency Response: 100Hz-20KHz

Audio Specification
Built in amplifier
20 Watts rms

Bring your existing sound system to life! Connect the Oyster to the Line input on your existing Hi-Fi amplifier to add music streaming features. With the Oyster connected, you can wirelessly connect your Home System to other Hamilton Wireless audio devices and Play music in sync in different rooms around your home

Audio Interface
1 x Line in
1 x Pre-out
L/R Speaker out
1 x USB

Functions & Interface
1 x Aux in
1 x LAN
DC In
On app: EQ, Alarm, Sleep Timer

WIFI
Bluetooth
Multi-room
Multi-source

Wi-Fi
Multi-room
Multi-source

Audio Specification
Functions: DC In, Aux out, Micro SD Card

Wi-Fi
Multi-room
Multi-source

WSA50BUNDLE
(INC. 1xWSA50 + 2xH600-80W8)

ONLY £234.95 BUNDLE



ONLY £176.66 EACH

ONLY £99.90 2 PACK

AVAILABLE TO ORDER

ONLY £99.00 EACH

ONLY £74.99 EACH

WSA50 1272580 / H600-80W8 1272581 / WMS-1 1272578 / AWR-1 1272579 / WSA50BUNDLE 1272582



STAINLESS NEST 3RD GEN LEARNING THERMOSTAT



SPECIAL OFFER

The Nest Learning Thermostat: it programs itself, automatically turns down the heat when you're away and can be controlled remotely. It also shows how much heat you use and why.

The Nest Thermostat E helps save energy. You can change the temperature from the Nest app on your smart device (available on iOS and Android). With its built-in stand, it can go in any room and it's easy to install yourself.



**ONLY
£158.30
EACH**

T3028GB 1021003

See Page 26



Smart
Homes



RING HD VIDEO DOOR BELL

Lets you see, hear and speak to visitors from your phone, tablet and PC for next-level security and convenience that works on any home.



- Wi-Fi connection @ 2.4GHz only
- Two-way audio with noise cancellation
- 1080p HD Video with Live View and Night Vision
- Includes a rechargeable battery pack and two faceplates
- Temperature range: -20.5°C to 48.5°C (-5°F to 120°F) & Weather Resistant
- Rechargeable battery pack. Can connect to standard AC doorbell system for continuous charging
- Built-in microphone and speakers
- 1080p HD wide-angle video
- Live View on-demand video and audio
- Hardwired or battery-powered Includes one rechargeable battery pack



**ONLY
£134.90
EACH**

8VR1S7-0EU0 1219713

See Page 26

8.5W BC GLS LED DIMMABLE SMART LAMP



- Connect wirelessly, no hub required
- Google home & Amazon Alexa enabled
- Compatible with Android and Apple phones
- Dimmable
- White, warm white and RGB available
- High lumen outputs
- 3 year warranty
- 806 lumen

App functionality includes:

- On/Off control
- Colour control
- Dimmable
- Set timers
- Mood settings



**ONLY
£15.45
EACH**

12325 1145642

See Page 25



SMART CONTROL

Google Nest Hub Max



Nest Hub Max with the Google Assistant helps your busy family stay in touch and on track. Leave video messages and make video calls. Check in on home when you're away with the built-in Nest Cam. See your own calendar, commute and stay entertained on the 10-inch HD screen and stereo speakers.



- Keep your family connected
- Your home looks out for you. And vice versa
- Make your Smart Home even smarter
- So many ways to stay entertained
- Hands-free help from the Google Assistant

Google Nest Hub Max - Chalk	GA00426-GB	1264505	183.33	1
Google Nest Hub Max - Charcoal	GA00639-GB	1264506	183.33	1

Google Home



Big help is here with Google Home. It has the Google Assistant built in so you can ask it questions and tell it to do things. Just start with "Hey Google" to get answers from Google, play your songs, tackle your day, control your Smart Home and enjoy your entertainment. And through Voice Match, the Assistant provides information personalized for you since it can distinguish your voice from others.



- Get answers from Google
- Enjoy your music
- Tackle your day
- Voice control your smart home
- Enjoy your entertainment
- Designed for any room

Nestlabs Home	WNGOGA483UK	1211302	73.95	1
---------------	-------------	---------	--------------	---

Google Nest Wi-Fi



Nest Wifi blankets your whole home in reliable Wi-Fi coverage.

Automatic updates help your network stay safe and sound. One Wifi router with one Wifi point is strong enough to handle up to 200 connected devices, and fast enough to stream multiple 4K videos at a time. Your Nest Wifi point has a speaker with the Google Assistant for extra help around the house. This is Wi-Fi the way it should be.

- Coverage in every corner
- Stream with speed
- Security that's a step ahead
- Hands-free help around the house
- Simple setup in a few steps
- Parental peace of mind
- Manage your connected home



Google Nest WiFi - Router	GA00595-GB	1261230	124.10	1
Google Nest WiFi - Point	GA00667-GB	1261231	107.50	1
Google Nest WiFi Bundle - Router & Point	GA00822-GB	1261232	199.99	1

Google Home



Google Chromecast is designed to make the most of the apps and entertainment already on your phone. Shows, movies, live TV, YouTube, photos and more. It's all just a tap away from all of your family's devices. Just plug Google Chromecast into your TV, power it on, and stream your favourite shows, movies and music right from your phone.



Google Nest Chromecast VidEO	GA00439-GB	1261235	24.99	1
------------------------------	------------	---------	--------------	---

SMART ELECTRICAL

Smart Home System



- Control your home automation from anywhere in the world
- Switches and dimmers do not require a neutral wire, unlike other brands.
- Voice Control with Alexa & Google Home
- Power sockets & relays
- Light Switches & Dimmers
- Smart Thermostat
- Radiator Valves
- Security - PIR & door contacts
- Manual remote

The MiHome range gives you the ability to control your heating, lighting and appliances from anywhere in the world. The Gateway controls the system and can be operated with a simple swipe of your phone, while sockets, heating, security, switches and dimmers can be paired with a couple of clicks!



Power sockets, light switches and dimmers are designed to match our existing white plastic and decorative Designa Curve range.

Become a MiHome installer. Register at energenie4u.co.uk

MHOME ACCESSORIES

Item	SKU	Part No	Price	Qty
1. Gateway	MIHO001	0934220	45.99	1
2. Starter Kit (gateway with 2xsocket adaptors)	MIHO103	1148618	39.99	1
3. Wireless PIR Sensor	MIHO032	0934232	20.10	1
4. Wireless Door/Window Open Sensor	MIHO033	0934233	20.10	1
Whole House Monitor	MIHO006	0934225	34.49	1
5. Smart Thermostat	MIHO069	1144135	72.49	1
6. TRV Radiator Valve Single	MIHO013	0934226	44.99	1
7. Heating Pack Gateway & 3 x TRV Valves	MIHO029	0934231	148.99	1
8. Programmable Remote Control	MIHO003	0934222	9.49	1
9. Double Pole Relay	MIHO015	1144121	24.49	1
In Line Controller	MIHO014	1144120	24.49	1
10. Energenie Double Wall Socket (White)	MIHO007	1144116	24.99	1
Smart Single Light Switch (White)	MIHO008	1144117	19.99	1
Smart 2 Gang Light Switch (White)	MIHO009	1144118	29.99	1
Smart 1-Gang Dimmer (White)	MIHO010	1144119	31.99	1
Alexa Compatible Mihome 2-Way Light Switch 250W 240V (White)	MIHO043	1144134	28.49	1

See website for full range of accessories and finishes





SMART ELECTRICAL

Starter Kits



Lightwave Power Starter Kit Ss	L422	1168797	154.17	1
Lightwave Lighting Starter Kit Ss	L212	1168796	154.17	1
Lightwave Lighting & Power Starter Kit Ss	L21422	1168795	190.83	1
Lightwave Lighting & Power Starter Kit Whi	L21422WH	1168801	199.17	1

Kinetic Wireless Dimmable Wall Switches



No battery, no wiring - self-running smart switch for house lighting & appliances! Innovative kinetic switches can be installed wherever without running additional wires. No need to channel walls; save material cost & engineer labour fee! Eco-friendly.

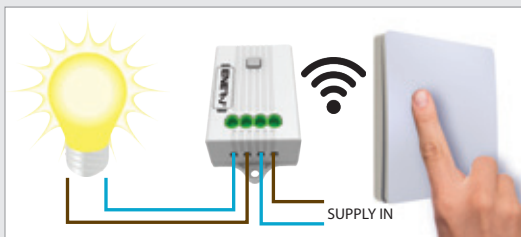


- 1 Press switch to produce Kinetic energy
- 2 Kinetic energy is converted into electricity
- 3 Switch transmits signal to receiver
- 4 Receiver controls device/light

- Alexa/Google compatible with WIFI receiver
- Dimmable with WIFI receiver & compatible lamp
- IP Rated for use on outside walls
- 30M range or 10M through walls



With Wifi receiver



1 Gang Kinetic Dimmable Switch White	WS1024	1231664	15.33	1
2 Gang Kinetic Dimmable Switch White	WS1025	1231665	19.20	1
3 Gang Kinetic Dimmable Switch White	WS1035	1231666	23.15	1
5a Receiver 500w	WS1016	1231667	18.10	1
10a Receiver 1000w	WS1017	1231668	19.25	1
1a Dimmable Receiver Smart WiFi	WS1018	1231670	27.89	1

Smart Sockets



Control and schedule power in the home or outside via touch, voice commands or APP

Improves home wifi with one touch setup.

A.



B.



RANGE EXTENDER SOCKETS

A. BG 822/HC WiFi Double Socket	822/HC	1187442	16.66	1
B. Wi-Fi Range Extender Socket with USB	BG922UWR	1081159	26.99	1
Wi-Fi Range Extender Socket	BG922WR	1081158	25.99	1

SMART LIGHTING



LED Lights



- Connect wirelessly, no hub required
- Google home & Amazon Alexa enabled
- Compatible with Android and Apple phones
- Dimmable
- White, warm white and RGB available
- High lumen outputs
- 3 year warranty

App functionality includes:

- On/Off control
- Colour control
- Dimmable
- Set timers
- Mood settings



8.5W BC GLS LED Dimmable Smart Lamp, 806 lumen	12301	1145640	14.29	1
8.5W ES GLS LED Dimmable Smart Lamp, 806 lumen	12318	1145641	14.29	1
8.5W BC GLS LED Dimmable Smart Lamp, 3000K white & RGB, 806 lumen	12325	1145642	15.45	1
8.5W ES GLS LED Dimmable Smart Lamp, 3000K white & RGB, 806 lumen	12332	1145643	15.45	1
5W BC Candle LED Dimmable Smart Lamp, 470 lumen	12349	1145645	14.00	1
5W SES Candle LED Dimmable Smart Lamp, 470 lumen	12356	1145644	14.00	1
5W BC Candle LED Dimmable Smart Lamp, 3000K white & RGB, 470 lumen	12363	1145647	14.29	1
5W SES Candle LED Dimmable Smart Lamp, 3000K white & RGB, 470 lumen	12370	1145646	14.29	1
5W GU10 LED Smart Lamp 2700K-4000K White, 320 lumen	12387	1145648	13.87	1
5W GU10 LED Smart Lamp 3000K White and RGB, 320 lumen	12394	1145649	15.82	1
5W GU10 LED Smart Lamp 4000K White and RGB, 320 lumen	12400	1145650	15.82	1
18W 5m LED Smart Flexi Strip Warm White and Colour Changing, 1500 lumen	12417	1145651	74.90	1



SMART LIGHTING

Wiz Retroconnector



The KSR Retroconnector is suitable to convert an existing installation to become smarter. By placing the KSR Retroconnector in between the switch and existing luminaires (up to a maximum load of 500W) you can easily convert fittings already in place to smart lighting.

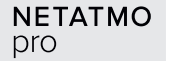
- Suitable for both triac/phase and 1-10V dimming
- IP20
- Class II



Wiz Retroconnector	KSRWIZRETRO	1245477	37.62	1
--------------------	-------------	---------	-------	---

SMART HEATING

Netatmo Additional Smart Radiator Valve



The Netatmo Smart Radiator Valve allows you to control your home temperature even more accurately. Decide on the temperature of each room according to your needs! The smart heating system can control up to 20 Radiator Valves. Compatible with HomeKit, Alexa and Google Assistant

- Control your heating remotely from smartphone, tablet or computer
- Simple set up via the Netatmo Energy App
- Connect up to 20 Smart Radiator Valves to the Netatmo Smart Thermostat
- Energy savings, thanks to the heating schedule and open window detection



Netatmo Single Radiator Thermostat	NAV-PRO	1218424	49.99	1
------------------------------------	---------	---------	-------	---

SMART HEATING

Nest Learning Thermostat



The Nest Learning Thermostat: it programs itself, automatically turns down the heat when you're away and can be controlled remotely. It also shows how much heat you use and why.

The Nest Thermostat E helps save energy. You can change the temperature from the Nest app on your smart device (available on iOS and Android). With its built-in stand, it can go in any room and it's easy to install yourself.



Stainless Nest 3rd Generation Learning Thermostat	T3028GB	1021003	158.30	1
Copper Nest 3rd Gen Learning Thermostat	T3031EX	1021006	148.33	1
White Nest 3rd Gen Learning Thermostat	T3030EX	1021005	169.00	1
Black Nest 3rd Gen Learning Thermostat	T3029EX	1021004	148.33	1
Nest 'E' Thermostat	HF001235-GB	1143769	147.79	1

Active Heating Multizone Thermostat



Control your heating at home, or from your smartphone, tablet or laptop.

- A Hive Active Heating™ upgrade to control additional heating zones from your smartphone, tablet and laptop
- No need to heat your whole home, just heat the zone you need and you could save energy and money
- Controls zonal heating systems including wet underfloor heating (Hive does not support electric underfloor heating)
- Works with Hive Active Heating™ and the Hive Hub



Note: Use in conjunction with Hive Active Heating Thermostat

Hive Active Heating Multizone Thermostat	UK7004219	1260731	74.99	1
--	-----------	---------	-------	---

SMART SECURITY

Doorbell V2



Lets you see, hear and speak to visitors from your phone, tablet and PC for next-level security and convenience that works on any home.

- Wi-Fi connection @ 2.4GHz only
- Two-way audio with noise cancellation
- 1080p HD Video with Live View and Night Vision
- Includes a rechargeable battery pack and two faceplates
- Temperature range: -20.5°C to 48.5°C (-5°F to 120°F) & Weather Resistant
- Rechargeable battery pack. Can connect to standard AC doorbell system for continuous charging
- Built-in microphone and speakers
- 1080p HD wide-angle video
- Live View on-demand video and audio



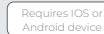
Ring Hd Video Door Bell	8VR1S7-0EU0	1219713	134.90	1
-------------------------	-------------	---------	--------	---

NEST HELLO Doorbell



Nest Hello lets you know who's there, so you never miss a visitor or a package. And with 24/7 streaming, you can check in anytime.

- Know who's at your door
- HD Talk and listen
- HD video, day or night
- 24/7 streaming
- Quiet time
- Video history
- Familiar face alerts
- Activity zones & clips



NEST HELLO Doorbell	NC5100GB	1122879	169.99	1
---------------------	----------	---------	--------	---

1080P Video Doorbell C/W Chime



Intelligent Wi-Fi video doorbell camera allows you to check who is at your door from anywhere in the world; complete with indoor chime.

- High grade IP53 waterproof and dustproof (AML5C)
- Advanced high speed video processor chip
- Real time monitoring via App
- High definition video and two way audio
- Wi-Fi connection for convenient monitoring
- Low power consumption and energy saving



1080P Video Doorbell C/W Chime	AML2C	1219706	83.32	1
--------------------------------	-------	---------	-------	---





SMART SECURITY

Floodlight Cam

Motion-activated HD security camera with built-in floodlights, siren alarm and two-way talk.

- Wi-Fi connection @ 2.4GHz only
- Two-way audio with noise cancellation
- Two 3000K floodlights - 1800 Lumens (Combined)
- Adjustable mount with 140 degree field-of-view
- Temperature range: -20.5°C to 48.5°C (-5°F to 120°F) & Weather Resistant
- Customisable motion detection zones
- Motion-activated camera and floodlights
- App-controlled camera, lights and siren
- Security siren alarm



ring

JUST ASK alexa
Requires IOS or Android device

CAMERAS

Ring Floodlight HD Camera	8SF1P7-BEU0	1219717	174.56	1
Ring Floodlight HD Camera	8SF1P7-WEU0	1219718	174.56	1

NEST CAM Outdoor Camera

- Makes sure that your home is safe by checking in on your phone, even when you are out.
- Instant alerts when unusual motion or sound detected
- 130° wide-angle view
- Built-in microphone & speaker
- Quick & easy set up - put it anywhere

G Nest



JUST ASK alexa works with the Google Assistant Requires IOS or Android device


CAMERAS

NEST CAM Outdoor Camera	NC2100GB	0955749	132.92	1
-------------------------	----------	---------	--------	---

1080P External Bullet Camera With 2 Way Audio

Securefast

- 1080P Full Hd
- IP67 Rated
- Up to 30m Vision
- Sharp 18 LED Night Vision



Requires IOS or Android device

CAMERAS

1080P External Bullet Camera With 2 Way Audio	AB72-2	1219708	49.99	1
---	--------	---------	-------	---

Yale Sync Alarm Kits

- No technical knowledge needed for installation
- Preconfigured devices straight out the box
- Compatible with Phillips Hue
- Up to 200m range
- Geolocation compatible
- Full alerts to your phone or smart watch

Yale smart Living

JUST ASK alexa works with the Google Assistant Requires IOS or Android device



SYNC ALARM KITS

Yale Sync Smart Full Control Kit	IA-340	1231585	350.00	1
Yale Sync Smart Family Kit Plus	IA-330	1231583	299.99	1
Yale Sync Smart Home Family Kit	IA-320	1231582	213.75	1
Yale Sync Smart Home Starter Kit	IA-310	1231581	169.90	1
Additional remote keypad	AC-KP	1231544	39.99	1

SMART SECURITY

Stick Up Cam Wired

Wired indoor/outdoor HD Security camera with two-way talk and versatile mounting options. Power through plug-in or Power over Ethernet. Connectivity via Wi-Fi or Ethernet.

- Wi-Fi connection - 2.4GHz only
- Two-way audio with noise cancellation
- 1080p HD video with live view and night vision
- Adjustable mount - 115° horizontal, 65° vertical
- Retrieving data. Wait a few seconds and try to cut or copy again
- Customisable motion detection zones
- App-controlled camera, lights and siren
- Instant motion-activated notifications
- Security siren alarm



ring

JUST ASK alexa works with the Google Assistant Requires IOS or Android device

CAMERAS

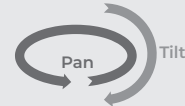
Ring Stick Up Cam Wired Black	8SS1E8-BEU0	1219922	147.99	1
Ring Stick Up Cam Wired White	8SS1E8-WEU0	1219923	147.99	1

WIFI Motion Tracking 1080P CCTV Camera

Securefast

Monitor any room in your home from your mobile device, day or night.

- 2 way audio
- Capture HD video
- 350° Pan and 110° Tilt
- Motion detection
- Night vision function
- Auto tracking



Requires IOS or Android device

CAMERAS

Securefast Auto Tracking WiFi PTZ Camera	APT080-20	1219711	32.50	1
--	-----------	---------	-------	---

Nest Protect: WiFi Smoke and Carbon Monoxide Alarm

Requires IOS or Android device

G Nest

Know more, worry less. Nest Protect speaks up if there's smoke or carbon monoxide and tells you where the problem is. It will even message your phone.

- Nest Protect sends a message when there's a problem or the batteries run low.
- Silence from the Nest app. Just burnt the toast? Silence the false alarm with your mobile.
- Nest Protect speaks up if there's smoke or carbon monoxide and tells you where it is, so you know what to do



SMOKE AND CARBON MONOXIDE

Nest Protect Smoke + Carbon Monoxide Alarm (2nd Gen) Battery	S3000BWGB	0798876	82.45	1
Nest Protect Smoke + Carbon Monoxide Alarm (2nd Gen) Wired 230V	S3003LWGB	0798877	82.45	1

WIFI Mini 1080p Security Camera

- 1080p HD camera live streaming viewed on your mobile
- Motion sensor phone alerts
- Remote connect and view live stream,
- Supports memory card storage up to 128GB (not included)
- 2 Year warranty

TCP Smart



CAMERAS

WIFI Mini 1080p Security Camera	SAPIRW1080P	1219147	32.99	1
---------------------------------	-------------	---------	-------	---



Lighting & Lamps

DOWNLIGHT

Steeple

7W WiFi Smart Downlight

- Smart Control via Phone
- Dimmable to 15%
- CCT (K): 3000/4000/6500
- Cut-out (mm): 72.00 mm
- Complete with 3-way double push-in connector block allowing loop in loop out
- Compatible with selected trailing and leading edge dimmers
- 30, 60 and 90min Fire rated




**ONLY
£28.03
EACH**

STLEDDL7WIFI 1168824

2W LED SOLAR PIR WALL LANTERN BLACK

LUCECO



- Easy installation
- 1 Year warranty
- 8 Metre detection range
- 200lm
- 4000k
- IP44



**ONLY
£19.99
EACH**



LEXSL20B40-01 1138680

10W LED SOLAR PIR FLOODLIGHT BLACK

LUCECO



- Easy installation
- Same output as a hard wired 10W floodlight
- PIR motion detection and dusk til dawn feature (remains 20% bright)
- 2 Year warranty
- 8 Metre detection range
- 1080lm
- 4000K
- IP65



**ONLY
£43.95
EACH**

LEXSF11B40-01 1119316

1.5W LED SOLAR PIR WALL LIGHT BLACK

LUCECO



- 3 brightness settings
- perfect for entrance areas, balconies, paths and decorative garden lighting
- Adjustable PIR detection range of 2-6M
- Easy installation
- 1 Year warranty
- IP44
- 220lm
- 4000k



**ONLY
£11.49
EACH**

LEXS22B40-01 1138553

2W LED SOLAR PIR WALL LIGHT STAINLESS STEEL

LUCECO



- Easy installation
- 8 Metre detection range
- Dual light distribution
- 100lm
- 4000k
- IP44



**ONLY
£16.99
EACH**

LEXDSL1S40P-01 1119318





5W LED DOWNLIGHT

5W LED DOWNLIGHT

- 60° beam angle
- WW, 3000K - 410lm, CW, 4000K, 440lm
- IP65
- Push-fit connector
- Supplied with White trim. Trims also available: Polished Chrome, Brushed Nickel, Matt Black
- Cut-out: 72mm

Steeple



WHILE STOCK LASTS

5W LED DOWNLIGHT						
Warm White with White Trim	STLEDDL5WWV2	1134146	10.89	1	9.85	10+
Cool White with White Trim	STLEDDL5CWV2	1134147	10.89	1	9.85	10+
Polished Chrome Trim	STTRIM-PC	1134148	1.55	1		
Brushed Nickel Trim	STTRIM-BN	1134149	1.55	1		
Matt Black Trim	STTRIM-MB	1134150	1.55	1		

QR4 4.9W COLOUR SELECTABLE DOWNLIGHT

QR4 4.9W COLOUR SELECTABLE DOWNLIGHT

- 3000K - 400lm, 4000K - 410lm
- Colour selectable 3000K or 4000K
- IP65
- Fully tested for 30,60 and 90 minute fire rated Ceilings
- Supplied with white trim. Trims also available: Chrome, Satin Chrome, Brass, Black
- Cut-out size 72mm

KSR LIGHTING



QR4 4.9W COLOUR SELECTABLE DOWNLIGHT						
4.9W Colour Selectable	SKSRFRD375	1144806	11.99	1	11.49	10+


FIREBREAK QR10 LED COB DIMMABLE DOWNLIGHTS

- 3000K or 4000K versions available
- Beam Angle: 46°
- Lumen Output:
- 756lm Warm White, 807lm Cool White
- 40,000 Hours (average)
- IP65
- Cut-out: 72mm, Minimum Void: 90mm

KSR LIGHTING



Available in white - chrome, satin chrome, brass, & black rims available separately



Warm White Dimmable White	SKSRFRD350	0932947	13.99	1	13.49	10+
Cool White Dimmable White	SKSRFRD351	0932948	13.99	1	13.49	10+
Chrome Detachable Rim	SKSRFRD352	0932949	1.85	1		
Satin Detachable Rim	SKSRFRD353	0932950	1.85	1		
Converter Plate White*	KSRFRD356	0931932	4.89	1		
Converter Plate Satin Chrome*	KSRFRD358	0931934	5.89	1		
Converter Plate Chrome*	KSRFRD357	0931933	5.89	1		

7W FIRE RATED V50 DOWNLIGHTS

- 7W LED
- 650 lumens
- Selectable output CW & WW
- Easy pushfit connection
- IP65 rated
- Minimum void depth 75mm
- Extended range bezels available
- Cut-out size 70mm

JCC | LEVITON company

INCLUDES BEZEL



White	DE1001/WH	1093888	13.99	1	13.49	10+
Brushed Nickel	DE1001/BN	1093886	13.99	1	13.49	10+
Chrome	DE1001/CH	1093887	13.99	1	13.49	10+

*use of Converter Plate invalidates IP and fire rating

* May require resload to balance circuit. For other dimmer compatibility please visit www.ksrlighting.com

All dimmers have been tested in-house. KSR cannot be held responsible for any change made by dimmer manufacturers.



Lighting & Lamps

V50 TILT DOWNLIGHTS

- Two colour selectable from remote driver, 3000K & 4000K
- 20° tiltable and 350° rotatable lens
- Fully fire-rated for 30, 60 and 90 minute ceilings
- Strong, protected spring clips
- Fast, push-fit termination with remote driver
- IP20
- 85mm Cut Out
- 600/650lm



V50 TILT F/RATED LED D/LIGHT 7W 650LM BN	DE1002/BN	1093889	31.33	1
V50 TILT F/RATED LED D/LIGHT 7W 650LM CH	DE1002/CH	1093890	31.33	1
V50 TILT F/RATED LED D/LIGHT 7W 650LM WH	DE1002/WH	1093891	31.33	1

QR10 TILT DOWNLIGHT 10 WATT, IP65

- Complete with remote plug & play driver
- Beam Angle: 46°
- 3000k Warm White - 630 Lumens, 4000k Cool White - 650 Lumens
- Interchangeable Rims (white supplied)
- Cut-out: 73mm, Minimum Void: 90mm
- IP65



10W IP65 Warm White	KSRFRD361	0968728	23.99	1	22.99	10+
10W IP65 Cool White	KSRFRD362	0968726	23.99	1	22.99	10+
Detachable Rim Satin Chrome	KSRFRD363	0968730	5.75	1	5.45	3+
Detachable Rim Chrome	KSRFRD364	0968731	5.75	1	5.45	3+

FIREBREAK SWITCHABLE TRIPLE COLOUR DOWNLIGHT FULLY DIMMABLE

- 3000K - 577 lumens
- 4000K - 652 lumens
- 6000K - 577 lumens
- Life Expectancy: Up to 40,000 hours
- IP65
- Rim - Aluminium
- Cut Out 70-72mm



7W Firebreak QR10 Triple CCT Downlight	KSRFRD374	1117625	15.95	1	14.95	5+
--	-----------	---------	-------	---	-------	----

FIREBREAK IP65 10W AUTOSWITCH CCT DOWNLIGHT

- Changeable output via wall switch or driver
- 655lm 3000k, 736lm 4000k & 648lm 6000k
- Beam Angle: 46°
- IP65
- 40,000 Hours (average)
- Available in white - chrome, satin chrome, brass & black rims available separately
- Cut-out: 73mm, Minimum Void: 90mm



Colour change from wall switch or dimmer!

Firebreak Autoswitch Downlight	SKSRFRD366	0982124	22.49	1
--------------------------------	------------	---------	-------	---

COVERTER PLATES

*use of Converter Plate invalidates IP and fire rating



Converter Plate White*	KSRFRD356	0931932	4.89	1
Converter Plate Chrome*	KSRFRD357	0931933	5.89	1
Converter Plate Satin Chrome*	KSRFRD358	0931934	5.89	1



Converter Plate White*	DCR80WH	0550672	12.08	1	10.99	10+
Converter Plate Chrome*	DCR80CR	0550670	11.94	1	10.86	10+
Converter Plate Satin Nickel*	DCR80SN	0550671	11.91	1	10.83	10+

FIRE RATED GU10 TWIST & LOCK DOWNLIGHTS

- Mains 240V downlights suitable for use with GU10 standard and LED Lamps
- Fire rated
- IP20
- Push fit terminals
- Lamp not supplied



Fire Rated GU10 Twist & Lock Downlights

Brushed Nickel	DE94113BN	0822998	5.89	1	5.38	10+
Chrome	DE94113CH	0822999	5.89	1	5.38	10+
White	DE94113WH	0823000	5.89	1	5.38	10+

FIRE RATED GU10 DOWNLIGHTS

- {Ø85}
- Fire rated
- IP20
- Push fit terminals
- Lamp not supplied
- 15° tilt angle



IP20 GU10 TILT DOWNLIGHTS

White	DE94114WH	0967161	8.39	1	7.55	10+
Brushed Nickel	DE94114BN	0967160	8.39	1	7.55	10+
Chrome	DE94114CH	0967162	8.39	1	7.55	10+

- 50W
- 88 x 89mm
- Comes with loop-in/loop-out press-fit terminals
- For use in bathrooms/showers



IP65 GU10 Shower Downlights

White	DE94110WH	0822997	9.95	1	9.50	10+
Brushed Nickel	DE94110BN	0822995	9.95	1	9.50	10+
Chrome	DE94110CH	0822996	9.95	1	9.50	10+

NON-FIRE RATED DOWNLIGHTS

GU10 Downlights - Non Fire Rated



- Non-Fire rated
- IP20
- GU10 Standard or LED
- Lamp not supplied



GU10 Downlights - Non Fire Rated

Chrome	DE2007CH	0549136	4.26	1	4.04	10+
White	DE2007WH	0549137	4.26	1	4.04	10+
Brushed Nickel	DE2007BN	0549434	4.26	1	4.04	10+





In-Branch LED Strip Cut Service



NEW!


A full range of 5.8W LED Strip (IP20/65 CW/WW & RGB) available to cut to length in branch. Grab and go for convenience giving time saving and flexibility.

Simply select the type of strip, cut to the required length, pick the appropriate driver, fly lead and accessories in branch and you are ready to go.

- Available in 3000K, 4000K or RGB
- 3000k 673lm, 4000k 715lm per metre
- 12V Constant Voltage
- Class II for Power supply and Class III for LED Strip
- Two dimming options - Dimmable control via remote control using KSR9564 & KSR9566 with an effective range up to 30m or dimmable via WiZ app control (Single Colour)
- 3M Self-adhesive Backing
- Can be cut every 100mm



For runs of 10m+ and higher lumen output KSR's 24v bespoke on order service is still ideal for residential and commercial applications where feature lighting is required.





LED Strip						
IP20 5.8WPM 30 LEDs Per Metre 3k 50m Roll	SKSR95100	1272583	2.14	1	1.99	5+
IP20 5.8WPM 30 LEDs Per Metre 4k 50m Roll	SKSR95101	1272584	2.14	1	1.99	5+
IP65 5.8WPM 30 LEDs Per Metre 3k 50m Roll	SKSR95102	1272585	3.48	1	3.24	5+
IP65 5.8WPM 30 LEDs Per Metre 4k 50m Roll	SKSR95103	1272586	3.48	1	3.24	5+
IP20 5.8WPM 12V 30 LEDs Per Metre RGB	SKSR95104	1272587	4.18	1	3.89	5+
IP65 5.8WPM 12V 30 LEDs Per Metre RGB	SKSR95105	1272588	5.26	1	4.89	5+

Accessories						
IP20 Strip To Wire Connector With 3m Lead	SKSR95106	1272589	5.37	1	4.99	2+
IP65 Strip To Wire Conn With 3m Lead CW AD	SKSR95107	1272590	5.37	1	4.99	2+
IP20 RGB Strip To Wire Conn With 3m Lead	SKSR95108	1272591	6.98	1	6.49	2+
IP65 RGB Strip To Wire Conn 3m Lead CW AD	SKSR95109	1272592	6.98	1	6.49	2+
IP20 Strip To Strip Corn Conn CW 10cm Lead	SKSR95110	1272593	2.03	1	1.89	2+
IP65 Strip To Strip Corn Conn CW 10cm Lead	SKSR95111	1272594	2.10	1	1.95	2+
IP20 RGB Strip To Strip Corn Conn	SKSR95112	1272595	2.03	1	1.89	2+
IP65 RGB Strip To Strip Corn Conn	SKSR95113	1272596	2.10	1	1.95	2+
Navara LED Receiver / Controller	KSR9564	1182897	12.39	1		
Navara RGBW remote unit	KSR9565	1182507	10.10	1		
Navara Single Colour Remote	KSR9566	1182508	10.10	1		
Wiz CV3000 Controller for Single Colour LED Strip - Max Loading 30w / 5metres	KSRWIZCV3000	1286359	19.29	1		
Wiz CV9000 Controller for Single Colour LED Strip - Max Loading - Max Loading 90w/10metres	KSRWIZCV9000	1286360	22.50	1		

Drivers						
IP20 12W 12V LED DRIVER Max Run 1.5m	SKSRDL297	1272599	8.59	1	7.99	2+
IP20 30W 12V LED DRIVER Max Run 4.5m	SKSRDL298	1272600	13.43	1	12.49	2+
IP20 50W 12V LED DRIVER Max Run 8m	SKSRDL299	1272601	21.39	1	19.89	2+
IP65 12W 12V LED DRIVER Max Run 1.5m	SKSRDL283	1272602	12.35	1	11.49	2+
IP65 35W 12V LED DRIVER Max Run 4.5m	SKSRDL285	1272603	17.19	1	15.99	2+
IP65 60W 12V LED DRIVER Max Run 10m	SKSRDL286	1272604	21.49	1	19.99	2+
IP20 50w 12v Dimmable LED Driver Max Run 8m	KSRDL278	1311922	26.79	1	25.64	10+
IP20 100w 12v Dimmable LED Driver Max Run 16m	KSRDL279	1311923	23.81	1	22.79	10+

Led Strip Accessories						
Navara 2m Slim Surface Profile Bar with Opal Diffuser	KSR9570	1182511	14.21	1		
Navara 2m Deep Surface Profile Bar with Opal Diffuser	KSR9571	1182512	17.07	1		
Navara 2m Slim Recessed Profile Bar with Opal Diffuser	KSR9572	1182513	14.21	1		
Navara 2m Deep Recessed Profile Bar with Opal Diffuser	KSR9573	1182514	17.07	1		
Navara 2m Angled Profile Bar with Opal Diffuser	KSR9574	1182515	18.50	1		
Navara 2m Plaster Recessed Profile Bar with Opal Diffuser	KSR9575	1182516	35.64	1		
Navara End Cap for KSR9570	KSR9580	1182518	0.65	1		
Navara End Cap for KSR9571	KSR9581	1182519	0.65	1		
Navara Mounting Clip for KSR9570/9571	KSR9582	1182520	0.65	1		
Navara End Cap for KSR9574	KSR9583	1182521	0.65	1		
Navara Mounting Clip for KSR9574	KSR9584	1182522	0.65	1		
Navara End Cap for KSR9575	KSR9585	1182523	0.65	1		
Navara Mounting Clip for KSR9575	KSR9586	1182524	0.65	1		




24V BESPOKE LED STRIP



24V made to measure LED strip service
Ideal when runs of 10m+ are required
order the exact length and spec desired

- A choice of 3000K, 4000K or RGBW LED strip, IP20 or IP65
- 3.8W or 7.6W in 3000K or 4000K and 11.5w for RGBW
- Purchase in multiples of 100mm (max 25m or RGBW 15m)
- Custom tail length from 0.5 - 3 metres
- 100% tested before dispatch
- Can be supplied with dimmable or non-dimmable drivers, controls to suit and WiFi enabled
- Suitable for domestic and commercial applications
- 6 different profile bars available



MADE TO MEASURE
...DELIVERED TO YOU IN 48 HOURS



To obtain a personalised quotation for your project contact your local branch.



Lighting & Lamps

DOWNLIGHT ACCESSORIES



Downlight Box	7466417	0552211	4.70	1	4.48	5+
GU10 Spare Lampholder	DGU10LH	0551124	2.31	1	2.21	5+
Low Voltage Lampholder	DAWF08	0551120	2.10	1	2.04	5+

TRANSFORMERS & LED DRIVERS

OSRAM



Halotronic transformers

70VA Halotronic transformer	HTM70	0050221	14.57	1	13.39	5+
150VA Halotronic transformer	HTM150	0098275	28.81	1	26.56	5+
105VA Halotronic transformer	HTM105	0050222	14.71	1	13.83	5+



LED Driver

1 - 10W LED Driver	LEDRVR10W	0549959	10.42	1	9.11	5+
--------------------	-----------	---------	-------	---	------	----

WIZ Retroconnector



Wiz Retroconnector

The KSR Retroconnector is suitable to convert an existing installation to become smarter. By placing the KSR Retroconnector in between the switch and existing luminaires (up to a maximum load of 500W) you can easily convert fittings already in place to smart lighting.

- Suitable for both triac/phase and 1-10V dimming
- IP20
- Class II




Mirror Lights - IP44

Wiz Retroconnector	KSRWIZRETRO	1245477	37.62	1		
--------------------	-------------	---------	-------	---	--	--

BATHROOM LIGHTING

Shaverlights & Over Mirror Lights

- 6W 284mm LED retrofit lamp - 3000K
- Dual voltage shaver socket 110v/240v
- Modern design



A.

6W LED IP20, 835 Lumens Shaver Light, 2 year warranty	DLEDSDVO	0964440	24.95	1		
---	----------	---------	-------	---	--	--

- 10W LED - 3000K
- White/matt silver finish
- Sleek modern design



B.

10W LED 463 Lumens Over Mirror Light, 5 year warranty	DOMLED10	0605485	30.95	1		
---	----------	---------	-------	---	--	--

- 6W LED - 3000K
- Dual voltage shaver socket 110v/240v
- Optional chrome effect trims included



C.

6W LED IP44, 880 Lumens Shaver Light, 5 year warranty	DLEDSD44	0642805	36.81	1		
---	----------	---------	-------	---	--	--

- 12W LED - 3000K
- Steel body/polished chrome
- Decorative curved profile



D.

12W LED IP44 810 Lumens Chrome Over Mirror Light, 5 year warranty	DOML12LED	0922534	41.10	1		
---	-----------	---------	-------	---	--	--

BATHROOM LIGHTING

Steeple Mirror Lights - IP44

- Requires 2 x 15W G13 T8 450mm Flu. Tube 3000K (included)
- Pressed steel base / Glass mirror
- Diffused rectangular light apertures
- Pull cord on/off switch
- Permanent power to integrated dual voltage shaver socket



Mirror Lights - IP44

Mirror Light + DV Shaver Socket	DML5040	0551041	94.52	1		
---------------------------------	---------	---------	-------	---	--	--

Checkatrade.com



Denmans

REXEL GROUP

EXCLUSIVE PARTNERSHIP | JOIN BRITAIN'S BUSIEST NETWORK

Join Checkatrade FREE for three months*

and get a FREE Makita DMR115 DAB radio worth £195.

Don't miss out. Strictly limited offer.



EXCLUSIVE OFFER FOR Checkatrade customers

See page 2 for details

Denmans

REXEL GROUP



Click & Collect in as little as 1 min



Call your local branch



Visit your local branch



CABINET / STRIP LIGHTING

LED Superflat Light Units

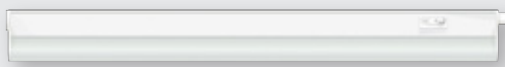


LED Superflat Light Units						
LED Superflat Unit 350mm, 160 lumens	DSFLWW9	0550930	10.65	1	9.83	3+
LED Superflat Unit 550mm, 290 lumens	DSFLWW15	0550961	14.62	1	13.48	3+
LED Driver for Superflat Units	DSFLDR36	0550974	17.02	1	15.73	3+

T5 4000K LED Linkable Lights



- T5 size LED linkable fittings
- Supplied with 1.8mtr mains lead & 22cm link lead
- Linkable with up to 5 other fittings
- Built in rocker switch



T5 4000K LED Linkable Lights						
322mm 4W LED Link Light, 350 lumens	DVECOLT54	1123222	14.61	1	13.39	3+
585mm 8W LED Link Light, 710 lumens	DVECOLT58	1123223	18.31	1	16.59	3+
885mm 10W LED Link Light, 880 lumens	DVECOLT510	1123224	20.55	1	18.68	3+
1185mm 14W LED Link Light, 1240 lm	DVECOLT514	1123225	25.27	1	23.17	3+

COLOUR SELECTABLE CABINET LIGHTS

- Interlinkable
- Colour selectable 3000k/4000k
- 30mm deep
- IP20
- c/w 2m mains cable
- c/w 90° and surface mount clips



3W 250MM, 3000k 320LM / 4000k 330LM	SKSRCL194	1309064	9.99	1	9.43	3+
4W 344mm, 3000k 490lm / 4000k 530lm	SKSRCL195	1134276	12.64	1	11.92	3+
7W 571mm, 3000k 490lm / 4000k 530lm	SKSRCL196	1134277	14.97	1	14.11	3+
14W 905mm, 3000k 1450lm / 4000k 1550lm	SKSRCL197	1134278	18.83	1	17.76	3+
18W 1205mm, 3000k 1800lm / 4000k 1950lm	SKSRCL198	1134279	22.17	1	20.91	3+
150mm Link Cable	KSRCL144	0543053	0.89	1	0.85	3+
300mm Link Cable	KSRCL145	0543054	0.93	1	0.89	3+
500mm Link Cable	KSRCL146	0543055	1.10	1	1.05	3+

LED Under Cabinet Light

LED Under Cabinet Light

- 3000K warm white colour
- 2W = 100 lumens:
- Not suitable for use with dimmers
- Pre-wired with 2m mains cable and no separate driver required
- Not suitable for recessed installation




LED Under Cabinet Light						
LED Under Cabinet Light Circular	DVECOABPCI	1264515	10.75	1	9.99	3+
LED Under Cabinet Light Triangular	DVECOABPTR	1264516	10.74	1	9.99	3+

CABINET / STRIP LIGHTING

LED Cabinet Lights

- 160 lumens
- 1.7W LED
- 3000K
- Pre-wired with 2m mains cable and no separate driver required
- Hole cut out 61mm
- Not suitable for use with dimmers
- Round version can be surface or recess mounted



LED Cabinet Lights						
1.7W LED Round Cabinet Light, White	DCLED CIRWH	0864887	15.61	1	14.01	3+
1.7W LED Round Cabinet Light	DCLED CIR	0715990	15.61	1	14.01	3+
1.7W LED Triangle Cabinet Light	DCLED TRI	0715991	15.41	1	14.12	3+
1.7W LED Triangle Cabinet Light, White	DCLED TRIWH	0864888	15.41	1	14.12	3+

LED SELF ADHESIVE 5M STRIP KITS

LED Self Adhesive 5m Strip Kits IP65 rated

Flexible LED strip-light, with a self-adhesive 3M backing, can be attached to almost any surface. Suitable for indoor or outdoor applications. LED strip light can be cut at regular intervals for custom DIY applications.



- 30,000 hour life
- RGB, warm white or cool white colour options
- RGB driver kit includes infrared remote control and receiver with dimming, strobe and flash functions
- Kits c/w IP20 AC power adaptor with integrated UK plug, 10cm connecting leads and end clamps
- Larger driver available to support combined LED strips up to 10 m in length
- Accessory kit contains 2 x 15cm flexible connector and 2 x 15cm straight connectors for reconnecting cut off lengths



LED Self Adhesive 5m Strip Kits						
Cool White 5m LED Strip, 1900 lumens	SL5MCW	0671111	26.50	1		
Warm White 5m LED Strip, 2000 lumens	SL5MWW	0671112	26.50	1		
WW/CW Driver 72W 240V	SL5396	0967265	15.16	1		
Flexible Strip Kit 5m 32V 24V - RGB	12516	1286573	33.99	1	31.53	10+
Phoebe LED RGB Driver Kit	12530	1286574	19.99	1	19.35	10+
Phoebe LED Flexible Strip Accessory Kit	12547	1286575	4.13	1	3.91	10+



PENDANT

ENDON[®]
LIGHTING

A.	Alton 3 Light Pendant Indoor Light Fitting 1805-3AN	55883	0273244	46.19	1
B.	Colman 1 Light Pendant Indoor Light Fitting COLMAN-BL	57044	0567882	42.86	1
C.	Hal 6 Light pendant Indoor Light Fitting	76337	1305874	81.90	1
D.	Hansen Pendant Indoor Light Fitting	76332	1305878	47.61	1
E.	Lambeth 4 Light Pendant Indoor Light Fitting	69455	1305891	69.04	1
F.	Nixon 3 Light pendant Indoor Light Fitting	70560	1306392	93.33	1

WALL

ENDON[®]
LIGHTING

A.	Alton 2 Light Wall Indoor Light Fitting 1805-2AN	55881	0273243	28.57	1
B.	Boyer 2 Light right wall Indoor Light Fitting BOYER-2WBAB-R	58375	0827357	19.53	1
C.	Brio 1 Light Wall Indoor Light Fitting BRIO-1WBAB	57634	0607542	18.10	1
D.	Brio 1 Light Wall Indoor Light Fitting BRIO-1WBCH	57635	0607543	18.10	1
E.	Everett 1 Light Wall Indoor Light Fitting EVERETT-1WBCH	57758	0607634	23.81	1
F.	Fargo 2 Light Wall Indoor Light Fitting FARGO-WBCH	58490	0827398	27.61	1
G.	Hansen 1 Light Wall Indoor Light Fitting	77273	1305881	40.47	1

FLUSH / SEMI FLUSH

ENDON[®]
LIGHTING

A.	Aerith 3 Light Semi flush Indoor Light Fitting 73642	73642	1305854	38.10	1
B.	Boyer 3 Light semi flush Indoor Light Fitting BOYER-3AB	57543	0607538	35.71	1
C.	Brio 3 Light Semi flush Indoor Light Fitting BRIO-3CH	56642	0395841	35.71	1
D.	Gull 3 Light Spot Indoor Light Fitting	59932	0826293	23.81	1
E.	Langella 5 Light semi flush Indoor Light Fitting LANGELLA-5CH	57574	0607724	76.19	1
F.	Welles 3 Light Flush Indoor Light Fitting WELLES-3AB	57574	0607724	76.19	1





BATHROOM

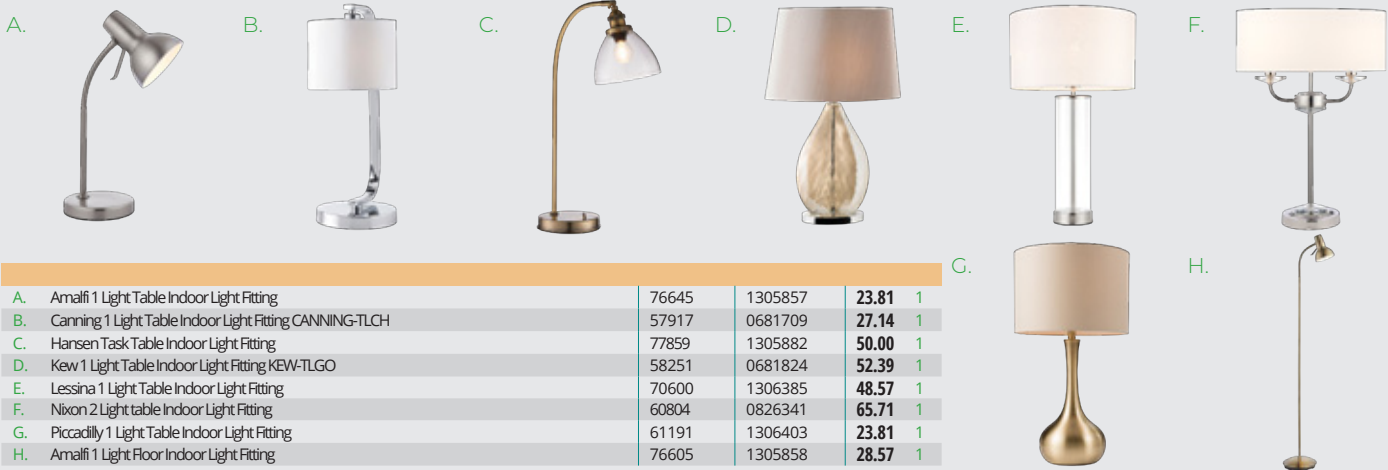
ENDON[®]
LIGHTING



A.	Ashbury 1 Light Wall Bathroom Light Fitting	77088	1305860	50.00	1
B.	Britton 1 Light Wall Bathroom Light Fitting	51885	0826283	17.61	1
C.	Chryla 3 Light Flush Bathroom Light Fitting	60103	0826301	50.00	1
D.	Moda 1 Light Wall Bathroom Light Fitting	76656	1306387	19.06	1

TABLE


ENDON[®]
LIGHTING



A.	Amalfi 1 Light Table Indoor Light Fitting	76645	1305857	23.81	1
B.	Canning 1 Light Table Indoor Light Fitting CANNING-TLCH	57917	0681709	27.14	1
C.	Hansen Task Table Indoor Light Fitting	77859	1305882	50.00	1
D.	Kew 1 Light Table Indoor Light Fitting KEW-TLGO	58251	0681824	52.39	1
E.	Lessina 1 Light Table Indoor Light Fitting	70600	1306385	48.57	1
F.	Nixon 2 Light table Indoor Light Fitting	60804	0826341	65.71	1
G.	Piccadilly 1 Light Table Indoor Light Fitting	61191	1306403	23.81	1
H.	Amalfi 1 Light Floor Indoor Light Fitting	76605	1305858	28.57	1

ENDON OUTDOOR AVAILABLE

ENDON[®]
LIGHTING




A.	Burford 1 Light Wall Outdoor Light Fitting	76547	1305863	22.86	1
B.	Chesham PIR 1 Light Wall Outdoor Light Fitting	70331	1305866	39.04	1
C.	Dexter 1 Light Wall Outdoor Light Fitting	74702	1305869	40.47	1
D.	Grant 2 Light Wall Outdoor Light Fitting YG-7501	56232	0217814	47.14	1
E.	Klien 1 Light Wall Outdoor Light Fitting YG-862-SS	56240	0196493	36.19	1
F.	Louvre 1 Light Floor Outdoor Light Fitting YG-6003-SS	56220	0200480	52.57	1



Lighting & Lamps

SPOTLIGHTING



GU10 IP20 Single Spotlights

Single Spotlight, White	DSPOT1WH	0550931	9.62	1	9.38	3+
Single Spotlight, Chrome	DSPOT1CR	0550935	10.38	1	9.91	3+
Single Spotlight, Satin Nickel	DSPOT1SN	0912181	10.41	1	10.13	3+

GU10 Surface Spotlights comes with Pullcord

Single Spot White + pullcord	DSPOT1WHWC	0550956	13.61	1	12.99	3+
Single Spot Chrome + pullcord	DSPOT1CRWC	0550963	15.56	1	14.85	3+
A. Single Spot Satin Nickel + pullcord	DSPOT1SNWC	0550962	14.60	1	13.95	3+

GU10 Surface Twin Spotlights

2 Spotlight Bar White	DSPOT2WH	0550510	22.46	1	21.44	3+
2 Spotlight Bar Chrome	DSPOT2CR	0550527	24.48	1	23.36	3+
2 Spotlight Bar Satin Nickel	DSPOT2SN	0550526	23.98	1	22.89	3+

GU10 Surface Triple Spotlights

3 Spotlight Bar White	DSPOT3WHBAR	0550560	31.90	1	30.45	3+
3 Spotlight Bar Chrome	DSPOT3CRBAR	0550568	34.42	1	32.88	3+
B. 3 Spotlight Bar Satin Nickel	DSPOT3SNBAR	0550566	33.33	1	31.82	3+
3 Spotlight Plate, Chrome	DSPOT3CRPL	0551001	27.92	1	26.65	3+
3 Spotlight Plate, White	DSPOT3WHPL	0550551	26.19	1	25.00	3+
D. 3 Spotlight Plate, Satin Nickel	DSPOT3SNPL	0551000	28.02	1	26.75	3+

GU10 Surface Split 4 Bar Spotlights

4 Spotlight Split Bar, White	DSPOT4WH	0551017	38.75	1	37.95	3+
4 Spotlight Split Bar, Chrome	DSPOT4CR	0551019	43.71	1	41.73	3+
C. 4 Spotlight Split Bar, Satin Nickel	DSPOT4SN	0551021	42.44	1	40.51	3+

LAMPS NOT INCLUDED

TRACK LIGHTING

Track and Spotlights - White finish



- Mains track 240V
- No driver/transformer required
- Can be cut to length
- Supplied with end caps



Track and Spotlights - White finish

4ft Mains Track White	DE14002WH	0549108	14.07	1		
8ft Mains Track White	DE14003WH	0549119	26.75	1		
Live End White	DE14013WH	0549436	4.22	1		
Joiner White	DE14004WH	0549432	2.79	1		
T Piece White	DE14006WH	0549106	10.64	1		
Centre Feed White	DE14008WH	0549440	7.78	1		
50W GU10 Track Fitting White	DE14032WH	0549110	14.18	1		

BULKHEADS - LED

6W IP65 LED Bulkhead



- 450 lumens
- 35,000hr life
- 4200K
- Polycarbonate construction
- Evenly diffused light output



6W LED Bulkhead, 450 lumens

6W LED Bulkhead, 450 lumens	DBOPLED6	0832919	18.30	1	17.56	3+
-----------------------------	----------	---------	-------	---	-------	----

7W LED IP44 Bulkhead, 500 lumens



- 500 Lumens
- IP44
- 35,000hr life
- Polycarbonate construction
- PIR version = 120° PIR



7W LED IP44 Bulkhead, 500 lumens


7W LED IP44 Bulkhead, 500 lumens	DBLED BK	0804441	21.09	1	19.53	3+
7W LED IP44 Bulkhead + PIR, 500 lumens	DBLEDPIR BK	0804442	30.08	1	27.63	3+

WALL LIGHTS

Bilbao 12W LED Wall Lights



- 12W 4000K LED
- 940 lumens
- IP65
- Ideal for high saline and coastal areas
- Use as plain wall light or with one of three stylish covers



Bilbao 12W LED Wall Light

A. LED Wall Light Grey	KSR1520	1138752	35.00	1		
B. Louvre Cover Grey	KSR1521	1138753	3.49	1		
C. Up and Down Cover Grey	KSR1522	1138754	3.49	1		
D. Eyelid Cover Grey	KSR1523	1138755	3.49	1		





BULKHEADS - NON-LED



(lamp not included)

BULKHEADS - NON-LED

100W BC IP65, Black base	DBH100D	0550922	10.40	1	10.31	3+
100W BC IP65, White base	DBH100DWH	0550924	11.08	1	10.47	3+
100W BC IP65, Glass	SB100G/N	0551522	9.99	1	8.99	3+



PIR Bulkhead
 · IP44
 · 60W GLS
 · 120° PIR



(lamp not included)

60 Watt GLS w/ 12m 120° PIR	DPIR80BK	0550505	26.19	1	25.21	3+
-----------------------------	----------	---------	-------	---	-------	----

Calvi Bulkhead Range

- IP44
- E27 40W Max
- Dimmable (lamp dependant)
- Suitable for high saline areas



Calvi Bulkhead Range

A. Round IP44 Bulkhead Black	KSR1505	1138741	8.45	1	7.95	3+
B. Oval IP44 Bulkhead Black	KSR1506	1138742	8.25	1	7.85	3+

UPLIGHTER



Plaster Uplighter

- IP20
- 100W max
- BC Cap Lampholder



Plaster Uplighter

100W Plaster Uplighter	DCW3021	0550972	18.09	1	16.44	3+
------------------------	---------	---------	-------	---	-------	----

CEILING & WALL LIGHTING



'Renzo' IP44 LED Round Bulkheads

- 10.5W, 800 lm, 280 dia x 85mm high
- 14.5W, 1100lm, 340 dia x 105mm high
- 4000K
- 25,000hr life (average)
- IP44



10.5W LED Bulkhead	S180160	0894357	16.59	1	14.87	3+
14.5W LED Bulkhead	S180167	0894358	21.58	1	19.97	3+

CEILING & WALL LIGHTING

Eco LED Decorative Ceiling/Wall Light



- 17W
- 4200K, 1350 Lumens
- IP65
- 2D 28W alternative
- Emergency & Microwave versions available
- 3hr emergency versions available



Eco LED Decorative Ceiling/Wall Light

17W LED Decorative Fitting	DCFLEDWHSC	1309095	30.33	1	28.84	3+
17W LED Decorative Fitting Microwave	DMSLEDWHSC	1309096	35.90	1	33.67	3+
17W LED Decorative Fitting Emergency	DCFLWHEM3SC	1309097	44.56	1	40.52	3+
17W LED Decorative Fitting Microwave & Emergency	DMSLWHEM3SC	1309098	52.43	1	47.45	3+

'Carina' Colour Selectable Decorative Ceiling/Wall Fittings



- 17W
- From 1250-1350 lumens
- Warm, Cool White & Daylight
- 35,000hr life (average)
- IP65 ceiling or wall mounted
- 3hr emergency versions available



'Carina' Colour Selectable Decorative Ceiling/Wall Fittings

Decorative Chrome Trim	DCSLEDCR	0972892	40.39	1	36.63	3+
Decorative White Trim	DCSLEDWH	0972893	34.96	1	26.95	3+
Decorative Chrome Trim Emergency	DCSLEDCEM3	0972894	52.86	1	48.97	3+
Decorative White Trim Emergency	DCSLEDWHEM3	0972895	49.87	1	47.05	3+
Decorative M/wave, Chrome Trim	DMSCSLEDCR	0972896	47.03	1	44.09	3+
Decorative M/wave, White Trim	DMSCSLEDWH	0972897	44.17	1	41.41	3+
Decorative M/wave, Chrome Trim Emergency	DMSCSLECEM3	0972898	61.19	1	58.45	3+
Decorative M/wave, White Trim Emergency	DMSCSLWHEM3	0972899	59.45	1	55.73	3+

Pacific LED Fitting, Chrome finish



- 12W
- 800 lumens
- Warm White
- 30,000hr life (average)
- IP44 ceiling or wall mounted



Pacific LED Fitting, Chrome finish

Pacific LED Fitting, Chrome finish	DPACIFIC12	0715981	27.61	1		
------------------------------------	------------	---------	-------	---	--	--




CHAMELEON IP65 BULKHEADS

Chameleon LED Economy Modular Fittings

The Chameleon Bulkheads are a range of LED wall/ceiling fittings with standard, emergency, microwave, microwave emergency and photocell variants. The accessories enable transformation of the fittings from utility to decorative. Different colour options available to suit the application, as required.

- 12W
- IP65
- Wall or ceiling
- Multiple rim options
- Multiple cable entries
- 4200K, 1200lm
- Prismatic diffuser also available



Chameleon LED Economy Modular Fittings

12W LED Standard Bulkhead White	DCO12SC	1309099	24.59	1	23.57	3+
12W LED Microwave ON/OFF Bulkhead White	DCO12SCMW	1309100	35.84	1	33.79	3+
12W LED Standard Emergency Bulkhead White	DCO12SCM3	1309101	40.38	1	38.93	3+
12W LED Microwave Emergency Bulkhead White	DCO12SCMW3	1309102	53.76	1	49.15	3+
12W LED Photocell Bulkhead White	DCO12SCPC	1309103	35.75	1	33.91	3+

Trims

Eyelid Trim Black	DEYEBK	1129743	2.73	1		
Eyelid Trim White	DEYEWB	1129744	2.73	1		
Trim Black	DGRILLBK	1129745	2.73	1		
Trim White	DGRILLWH	1129746	2.73	1		
Bezel Trim Black	DCIRCBK	1129747	2.48	1		
Bezel Trim White	DCIRCWH	1129748	2.48	1		
Bezel Trim Polished Chrome	DCIRCCR	1129749	9.26	1		
Bezel Trim Prismatic Diffuser	DCPRIS	1129750	4.13	1		



Navara SF LED CCT Bulkhead

NAVARA SF FITTING

The Navara SF LED surface fittings are a triple CCT surface mounted luminaire. Selectable for 3000, 4000 or 6000K. We have 2 versions in this range. One is 12W the other is the higher output 18W. They are suitable for internal or external mounting, depending on rim choice.

12W
3000K = 950 Lms
4000K = 1398 Lms
6000K = 1060 Lms

18W
3000K = 1458 Lms
4000K = 1512 Lms
6000K = 1641 Lms



Navara SF LED CCT Bulkhead

12W LED Bulkhead White	KSRSF300	1117629	28.33	1	26.98	2+
12W LED Bulkhead White Emergency	KSRSF301	1117630	47.22	1	44.97	3+
12W LED Bulkhead White Microwave	KSRSF302	1117631	40.61	1	38.67	3+
12W LED Bulkhead White Microwave/Emergency	KSRSF303	1117632	56.68	1	53.98	3+
12W LED Bulkhead White Photocell	KSRSF306	1117633	41.56	1	39.58	3+
12W LED Bulkhead White Photocell/Emergency	KSRSF307	1117634	51.96	1	49.48	3+
18W LED Bulkhead White	KSRSF310	1117635	33.05	1	31.47	2+
18W LED Bulkhead White Emergency	KSRSF311	1117636	51.96	1	49.48	3+
18W LED Bulkhead White Microwave	KSRSF312	1117638	49.57	1	47.21	3+
18W LED Bulkhead White Microwave/Emergency	KSRSF313	1117639	70.85	1	67.47	3+
18W LED Bulkhead White Photocell	KSRSF316	1117640	51.00	1	48.57	3+
18W LED Bulkhead White Photocell/Emergency	KSRSF317	1117641	70.85	1	67.47	3+

Navara SF Trims

SF Plain Rim Gloss White	KSRSF320	1117642	3.14	1	2.99	3+
SF Plain Rim Chrome	KSRSF321	1117643	9.96	1	9.49	3+
SF Plain Rim Satin Chrome	KSRSF322	1117644	9.96	1	9.49	3+
SF Plain Rim Matt Black	KSRSF323	1117645	3.14	1	2.99	3+
SF Plain Rim Matt White	KSRSF324	1117646	3.14	1	2.99	3+
SF Eyelid Rim Matt Black	KSRSF325	1117647	3.14	1	2.99	3+
SF Eyelid Rim Matt White	KSRSF326	1117649	3.14	1	2.99	3+
SF Grille Rim Matt Black	KSRSF327	1117650	3.14	1	2.99	3+



ALUMINIUM IP65 LED BULKHEADS



Modern and robust design. Options include full, eyelid and grill case. Black & white finish. Standard, emergency, multi-function microwave and emergency versions.



Full Black 18W 1400 Lumens

Full Black 18W 1400 Lumens	DALSTDBKFUL	1133280	52.79	1	47.85	3+
Full White 18W 1400 Lumens	DALSTDWHFUL	1133292	54.99	1	49.85	3+

Eyelid Black 18W 1300 Lumens

Eyelid Black 18W 1300 Lumens	DALSTDBKEYE	1133281	48.74	1	46.04	3+
Eyelid White 18W 1300 Lumens	DALSTDWHEYE	1133293	48.74	1	46.04	3+

Grill Black 18W 1400 Lumens

Grill Black 18W 1400 Lumens	DALSTDBKGRI	1133282	54.99	1	49.85	3+
Grill White 18W 1400 Lumens	DALSTDWHGRI	1133294	54.99	1	49.85	3+

- IP65
- 4200K
- Diecast aluminium base and bezel
- Multiple rim options
- Multiple 20mm cable entries
- Microwave/photocell/emergency available (ask in branch)





UTILITY BULKHEADS - LED

18W Utility Bulkheads

- IP65
- 35000 hours
- 4000K
- Microwave sensor versions with on/off & corridor modes
- 3hr emergency versions available



18W Utility Bulkheads

1400 lumens Opal	DCIROPALSTD	1009572	32.73	1	
1400 lumens Opal Emergency	DCIROPAL3EM3	1009574	46.41	1	45.36 3+
1400 lumens Opal, MW Sensor	DCIROPALMW	1009573	50.07	1	49.28 3+
1400 lumens Opal, MW Sensor Emergency	DCIROPALMW3	1009575	63.14	1	60.92 3+
1600 lumens Prismatic	DCIRPRISSTD	1009576	32.73	1	
1600 lumens Prismatic Emergency	DCIRPRIS3EM3	1009578	47.12	1	46.06 3+
1600 lumens Prismatic, MW Sensor	DCIRPRISMW	1009577	50.07	1	49.28 3+
1600 lumens Prismatic, MW Sensor Emergency	DCIRPRISMW3	1009579	62.96	1	60.75 3+

12W LED Bulkheads Full

- 800 lumens
- 4200K
- IP66
- Microwave versions: with options to adjust 2-50 lux or disable, detection range 10-100% and time 5sec - 30min



12W LED Bulkheads Full

12W LED Standard Bulkhead, Black	DSHFULLBK	0715982	25.07	1	23.29 3+
12W LED Standard Bulkhead, White	DSHFULLWH	0715983	25.08	1	23.30 3+
12W LED Standard Microwave B/head, Blk	DSHFULLMWBK	0715984	36.32	1	33.65 3+
12W LED Standard Microwave B/head, Wht	DSHFULLMWWH	0715985	36.20	1	33.55 3+

12W LED Bulkheads - Eyelid Diffuser

- 12W LED Bulkheads
- 800 lumens
- 4200K
- IP66
- Microwave versions: with options to adjust 2-50 lux or disable, detection range 10-100% and time 5sec - 30min



12W LED Bulkheads - Eyelid Diffuser

12W LED Eyelid Bulkhead, Black	DSHEYEBK	0715986	25.65	1	23.28 3+
12W LED Eyelid Bulkhead, White	DSHEYEWH	0715987	25.74	1	23.36 3+
12W LED Eyelid Microwave B/head, Black	DSHEYEMWBK	0715988	36.53	1	33.22 3+
12W LED Eyelid Microwave B/head, White	DSHEYEMWWH	0715989	36.54	1	33.23 3+

6W LED Mini Bulkheads - Standard Diffuser

- Standard versions = 380 lumens
- Eyelid versions = 330 lumens
- 4200K
- IP66
- Full 215mm x 80mm
- Eyelid 200mm x 80mm



6W LED Mini Bulkheads - Standard Diffuser

6W LED Standard Mini Bulkhead, Black	DMINIFULLBK	0804433	17.43	1	16.41 3+
6W LED Standard Mini Bulkhead, White	DMINIFULLWH	0804434	17.36	1	16.34 3+


6W LED Mini Bulkheads - Eyelid Diffuser

6W LED Eyelid Mini Bulkhead, Black	DMINIEYEBK	0804435	17.38	1	15.77 3+
6W LED Eyelid Mini Bulkhead, White	DMINIEYEWH	0804436	17.38	1	15.77 3+

Diecast Aluminium LED Bulkheads



- Round or Oval
- IP65
- Cool White
- Wide light diffusion pattern
- Robust diecast housing



Diecast Aluminium LED Bulkheads

7W LED Round Bulkhead, 450 lumens	LEDBHR7W	0683197	25.56	1	23.38 3+
15W LED Round Bulkhead, 900 lumens	LEDBHR15W	0683198	39.60	1	36.21 3+
9W LED Oval Bulkhead, 530 lumens	LEDBHO9W	0683200	25.56	1	23.85 3+
15W LED Oval Bulkhead, 900 lumens	LEDBHO15W	0683201	39.60	1	36.21 3+

30W LED IP65 Bulkheads

- 2000 lumens
- IP65
- 4200K
- 30,000hr life (average)
- Photocell version for dawn to dusk operation



30W LED Bulkhead, 2000 lm

30W LED Bulkhead, 2000 lm	DWPACKLED	0857923	57.38	1	53.77 3+
30W LED Bulkhead + Photocell, 2000lm	DWPACKLEDPC	0857924	67.94	1	65.43 3+

11.2W LED Bulkhead, 900lm

11.2W LED Bulkhead, 900lm	DBULKLED	1000034	53.45	1	48.31 3+
11.2W LED Bulkhead + Photocell, 900lm	DBULKLEDPC	1000035	56.10	1	50.77 3+




Lighting & Lamps

INTERNAL PIRS

Ceiling PIR Sensors

- 6 mtr detection range
- 360° detection
- 10 seconds -15 minutes
- LED 1000W/Halogen 2000W
- IP20



Ceiling PIR Sensors

A. Surface PIR Sensor	KSR8404	1008352	14.29	1	12.99	3+
B. Flush PIR Sensor	KSR8405	1008353	14.29	1	12.99	3+




Ceiling PIR Sensors

C. 8A incandescent load capacity, 4A fluorescent load capacity	SGEFL	0577424	19.99	1		
D. IP54 Push Button Surface Mounted Ceiling PIR Presence Detector	SGESM	0577425	19.99	1		

Ceiling Microwave Sensors

- 2-6 mtr mounting height
- 360° detection
- 1-8 mtr range
- LED 1000W/Halogen 2000W
- IP20




Ceiling Microwave Sensors

Surface Microwave Sensor	KSR8401	1008316	18.69	1	16.99	3+
Flush Microwave Sensor	KSR8402	1008327	18.69	1	16.99	3+

Batten Mount PIR Sensors

- IP65
- Class II
- 360° Detection Angle
- Polycarbonate Construction
- Detection Range at 2-6m mounting height is 10m
- KSR8410 1-10v programmable dimming via remote (supplied with sensor)
- 10sec-30min adjustable
- Hold time 5min-60min standby period programmable (with remote)
- Suitable for 20mm knockouts



KSR Sensors BATTEN Mount PIR Sensor	KSR8409	1245470	24.99	1		
KSR Sensors BATTEN Mount PIR Sensor DIM	KSR8410	1245471	34.98	1		

- Rated Switching: 10A
- 10A - Compact Fluorescent
- No Neutral Required
- Adjustable Timer: 1 - 30 Min



Wall Sensors

PIR Detector - suitable for lighting, heating or ventilation	SPDS-PRM	0635482	39.75	1		
--	----------	---------	-------	---	--	--

- Rated Switching: 10A
- 3A - Compact Fluorescent
- No Neutral Required
- Adjustable Timer: 5 Min - 1 Hr
- Not suitable for LED Lighting



Wall Sensors

Wall PIR Detector	SPDS	0576497	39.99	1		
-------------------	------	---------	-------	---	--	--

PHOTOCELLS



PHOTOCELLS

Electronic Photocell Kit	CPK	0551853	12.99	1
Photocell Head Only	CPHEAD	0551849	9.10	1
Remote version of DEMPC	DEMPCR	0550689	16.08	1
Photocell c/w Timer	DRDT10A	0550693	18.30	1

EXTERNAL PIRS



110° & 180° Stand Alone PIRs For up to 1300W incandescent load, up 500W Tungsten Halogen load

110° (White) IP44 12m range	DPIR110WH	0550976	15.48	1
110° (Black) IP44 12m range	DPIR110BK	0550975	15.48	1
180° (White) IP44 12m range	DPIR180WH	0550485	18.07	1
180° (Black) IP44 12m range	DPIR180BK	0550484	17.99	1

360° Stand Alone PIR for up to 2kW incandescent load, 12m range

360° Stand Alone PIR	DEX360PIRW	0550522	28.80	1
----------------------	------------	---------	-------	---



A theben Group Company



Stand Alone PIRs

180° 2300W PIR Black	SLB2300	0820011	22.02	1
180° 2300W PIR White	SLW2300	0820012	22.02	1



A. 120° White, IP54, 10m range	IS1WHT	0222928	17.97	1
120° Black, IP54, 10m range	IS1BLK	0222929	17.97	1
140° Black, 175m2 area	IS140-2BLK	0282860	46.04	1
140° White, 175m2 area	IS140-2WHT	0390150	46.04	1
160° Black, 170m2 area, 12m range, 600W resistive loads	IS2160BLK	0216738	26.99	1
B. 160° White, 170m2 area, 12m range, 600W resistive loads	IS2160WHT	0216743	26.99	1
240° Black, 230m2 area	IS240BLK	0046068	54.67	1
240° White, 230m2 area	IS240WHT	0046069	54.67	1
C. 300° Blk, 300m2 area, 12m range	IS300BLK	1188631	62.67	1



- Can be wired directly into existing fitting (if there is space) or inside DMWCASE

Microwave Sensor & IP65 Enclosure

30-150° 10-12m Microwave Sensor	DMWSENSOR	0716002	16.29	1
IP65 Enclosure for DMWSENSOR	DMWCASE	0716003	6.87	1





BRICKLIGHTS

LED 'Slice' Bricklights

- Superslim
- Hassle free - no recess required
- White trims available



LED Bricklights

3W Rectangular Bricklight 188 lms	DSLICELONG	0832924	15.87	1	14.93	3+
1.8W Eyelid Bricklight 62 lms	DSLICEEYE	0832926	15.81	1	14.83	3+
1.1W Eyelid Square Bricklight 83 lms	DSLICESQ	0832928	13.23	1	12.67	3+

IP65 LED Bricklight + Stainless Steel Frame

- Supplied with stainless steel trim
- Integral driver
- 5.4W
- 6000K



IP65 LED Bricklight + Stainless Steel Frame

BRICKLIGHTS	DBRICKLED	0935737	24.79	1	24.20	3+
-------------	-----------	---------	-------	---	-------	----

NOVELDA SIGN LIGHTS



The 3 CCT Novelda LED Sign lights are a 3 in 1 solution for uses in exterior applications where the option to be able to adjust the colour to suit the application is required. These are ideal for Pubs, restaurants and sign lighting applications.



Novelda Sign Lights

Novelda E27 9" Sign Light Black	KSR6100BLK	1245437	37.61	1	34.98	3+
Novelda E27 9" Sign Light Brass	KSR6100BR	1245448	52.57	1	48.89	3+
Novelda 20w 3K/4K/6K LED Sign Light Black	KSR6101BLK	1245459	53.74	1	49.98	3+
Novelda 20w 3K/4K/6K LED Sign Light Brass	KSR6101BR	1245469	69.87	1	64.98	3+

LED PERIMETER LIGHT




- 1800 lumens
- Wall mounted - can illuminate area 8.5m(W) x 5m(D) (when mounted at 3m)
- Pre-wired with 1m cable & connection box
- Integral photocell (can be bypassed on installation)

20W IP65 LED Perimeter Light

20W IP65 LED Perimeter Light	DPERLED20	0716006	100.06	1		
------------------------------	-----------	---------	--------	---	--	--

GARDEN & DECK LIGHTING

- IP66
- Corrosion free
- GU10 LED
- Fully adjustable



4.5W LED Wall/Spike Mount Spotlight	DETOM1	0796994	29.99	1	29.12	3+
4.5W LED Wall/Spike Twin Mount Spotlight	DETOM2	0922540	55.14	1		

- GU10 35W or retrofit LED compatible
- Stainless steel or black aluminium
- IP65
- Supplied less lamp



Stainless Steel	KSR1319	1117581	41.60	1	39.95	3+
Black Aluminium	KSR1344	1117720	24.50	1	23.55	3+

IP68 GU10 Stainless Steel Decklights



- 50W - Requires GU10 LED lamp
- 110mm deep
- Pre wired 1m flex
- IP68



LED Deck Lights Kit

GARDEN & DECK LIGHTING	DGDL50SS	0550525	24.21	1	22.01	3+
------------------------	----------	---------	-------	---	-------	----

LED Deck Lights Kit 10x LED Set 6000K



- IP67
- 10 x 0.5W heads
- 3000K or 6000K LED
- Non dimmable
- Driver supplied
- Available in cool white or warm white



LED Deck Lights Kit

10x LED Set 6000K	KSR1333CW	1117654	39.99	1		
10x LED Set 3000K	KSR1333WW	1117665	39.99	1		
Cabello RGB LED 10LGT Decking Kit	KSR1334RGB	1177960	74.95	1		



LED EXTERNAL LIGHTING



Polycarbonate Lanterns

60W Lantern, Black	DL60B	0550957	13.88	1	12.94	3+
60W Half Lantern, Black	DHL60B	0550991	19.21	1	18.49	3+
60W Half Lantern, White	DHL60WH	0550992	19.18	1	18.46	3+

GLS Lantern

GLS Lantern, black (PIR)	DPIRL60BK	0550530	33.58	1	30.53	3+
GLS Half Lantern, black (PIR)	DPIRHL60BK	0550523	32.61	1	29.64	3+
GLS Half Lantern, white (PIR)	DPIRHL60WH	0550524	32.90	1	29.90	3+

7W LED Lanterns

- 420 lumens
- IP44
- 3100K
- 35,000hr life
- Polycarbonate construction
- PIR version = 120° PIR



Ceiling PIR Sensors

7W LED Lantern, Blk, 420 lumens	DVECOFBK	1123218	25.25	1	23.82	2+
7W LED PIR Lantern, Blk, 420 lumens	DVECOFPIRBK	1123219	34.58	1	32.63	2+
7W LED Half Lantern, Blk, 420 lumens	DVECOHBK	1123220	23.74	1	22.40	2+
7W LED PIR Half Lantern, Blk, 420 lms	DVECOHPIRBK	1123221	32.65	1	26.92	2+

8W LED Lanterns

- IP44
- 8W 3000K LED
- Suitable for high saline areas
- 400-419 Lumens
- 4 sided or 6 sided options
- PIR versions available
- Non PIR versions can be constructed as either an upward or downward lantern



4 Sided LED Lanterns Black

A. Upward/Downward Lantern	KSR1512	1138746	29.55	1	28.99	3+
B. Upward Lantern with PIR	KSR1513	1138747	35.90	1	34.98	3+

6 Sided LED Lanterns Black

C. Upward/Downward Lantern	KSR1516	1138750	29.55	1	28.99	3+
D. Upward Lantern with PIR	KSR1517	1138751	35.90	1	34.98	3+

LED Well Glass Fitting

- 9.5W
- 806 lumens
- 2700K
- IP65
- Bracket included for optional corner mounting

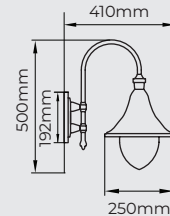



LED EXTERNAL LIGHTING

A. LED Well Glass Fitting, Black	DWGLEDBK	0716004	30.44	1	27.73	3+
B. LED Well Fitting, White	DWGLEDDWH	0716005	30.44	1	27.73	3+

Lampara Lantern

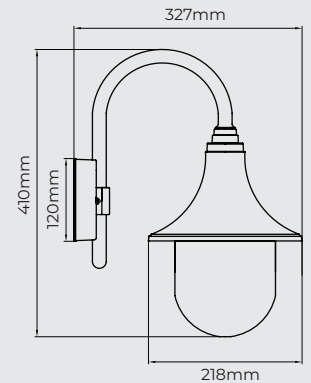
- Warranty: 1 Year
- E27
- Manufactured from resin so ideal for high saline areas
- IP44
- Class II
- Lamp Types: E27 20W or 23W Low Energy Not Included
- Body: Resin
- Diffuser: Clear Polycarbonate



Lampara E27 IP43 Wall Lantern Antique Bronze	KSR3300ANTBRONZE	0350901	57.94	1	
Lampara E27 IP43 Wall Lantern Black	KSR3300BLK	0350902	57.94	1	
Lampara E27 IP43 Wall Lantern Black/Copper	KSR3300BLK/COP	0350903	79.90	1	
Lampara E27 IP43 Wall Lantern White	KSR3300WHT	0350904	57.94	1	

Downward Wall Lantern

- Warranty: 1 Year
- Manufactured from resin so ideal for high saline areas
- E27 lamp (not supplied)
- Body: Resin
- Diffuser: Clear Polycarbonate
- IP44



E27 cap IP44 Downward Wall Lantern	KSR1150BLK	0605141	21.71	1	19.79	3+
------------------------------------	------------	---------	-------	---	-------	----





LED EXTERNAL LIGHTING

IP44 GU10 LED Polypropylene Wall Lights

- Polypropylene design
- Requires 1 or 2 LED GU10 lamps (not supplied)
- IP44

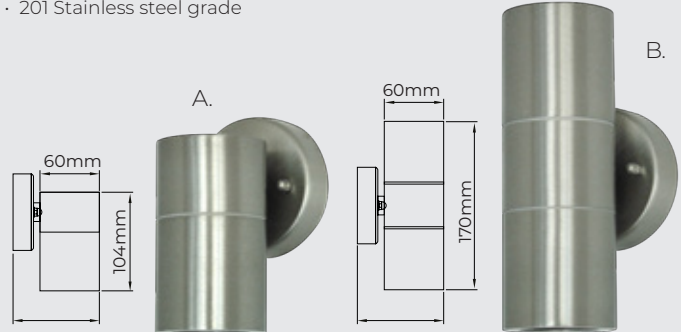


IP44 GU10 LED Polypropylene Wall Lights					
A. Single LED Poly Wall Light Black	DWLPPSING	0894330	14.21	1	13.06 2+
B. Twin LED Poly Wall Light Black	DWLPPTWIN	0894331	17.11	1	16.20 2+

35W GU10 Up/Down Outside Wall Light



- Class I
- IP44
- Double GU10 35W max
- Suitable for retro fit GU10 LED lamps
- Not suitable for High Saline Areas
- Products supplied less lamp(s)
- 201 Stainless steel grade



A. 35W GU10 Stainless Steel Single Wall Light	SKSR1356	1246212	12.35	1	
B. 35W GU10 Up/Down Outside Wall Light	SKSR1357	1219587	14.49	1	

Cody 30W 3000K LED Wall Down Light Anthracite



- IP65
- Class I
- CRI: Ra80
- 36° Reflector
- Loop In/ Out facility
- Integrated non-dimmable driver
- Anodized die cast aluminium for coastal areas
- Life expectancy: up to 30,000 hours
- Body – Cast Aluminium
- Lens – Glass




Cody 30W 3000K LED Wall Down Light Anthracite					
A. Cody 30W 3000K LED Wall Down Light Anthracite	KSR7197	1182875	114.48	1	
B. Cody 2 X 24W LED Up and Down Wall Light	KSR7198	1182877	152.90	1	
C. Cody 30W 3000K LED Ceiling Light Anthracite	KSR7196	1182874	99.97	1	

IP44 GU10 Stainless Steel Spotlights



- 35W
- Stainless steel construction
- Modern design
- Requires 35W max GU10 lamp (not supplied)
- IP44
- 304 Stainless steel grade



IP44 GU10 Stainless Steel Spotlights					
A. Single Spotlight	DSSWLSING	0932907	18.87	1	17.97 3+
B. Dual Spotlight	DSSWLTWIN	0912182	32.11	1	28.38 3+
C. Adjustable Single Spot	DSSWLDIR	0935738	24.16	1	23.54 3+

Architectural Up/down wall light

- Durable die-cast aluminium construction
- Surface mountable up down wall light
- LED wall light with matching colour temperature and finish to the Architectural Exterior range
- Stylish, ultra modern design

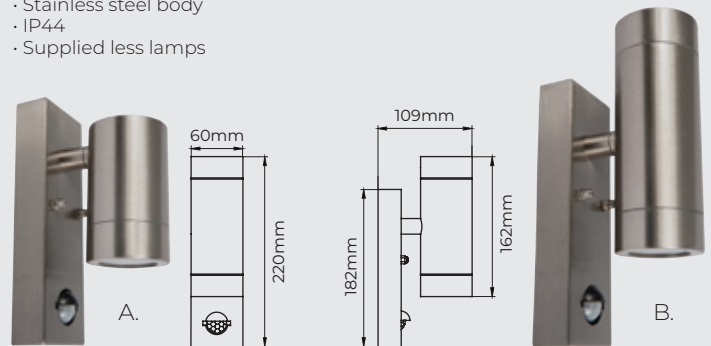


Architectural Up/down wall light IP65 GU10 (Lamp not included)	JC17035	1091831	21.92	1	
--	---------	---------	-------	---	--

Tulula GU10 PIR Wall Lights



- GU10 35W or retrofit compatible
- Up to 9m PIR range
- Stainless steel body
- IP44
- Supplied less lamps



Tulula GU10 PIR Wall Lights					
A. Single Wall Light	KSR1340	1117676	28.80	1	27.69 3+
B. Twin Wall Light	KSR1341	1117687	32.80	1	31.54 3+

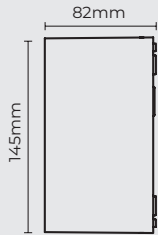


LED EXTERNAL LIGHTING

Architectural rectangular wall up/down light IP54 14W



- Two directional light output
- Durable die-cast aluminium construction
- IP54 protection against dust and moisture
- Stylish, ultra modern design
- LED wall light with matching colour temperature and finish to the Architectural Exterior range



Architectural up/down light box IP54 5W 3000K 160Lm

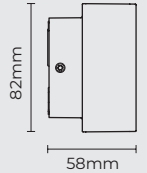


- Wall mountable up down wall light
- IP54 protection against dust and moisture
- Durable die-cast aluminium construction
- LED wall light with matching colour temperature and finish to the Architectural Exterior range



A.

B.



Architectural rectangular wall up/down light IP54 14W	JC17011	1091806	48.86	1
---	---------	---------	-------	---

A. Architectural up/down light box IP54 5W 3000K 160Lm (Black)	JC17010BLK	1091804	23.92	1
B. Architectural up/down light box IP54 5W 3000K 160Lm (White)	JC17010WH	1091805	23.92	1

Moby 9W LED Square Wall Downlight

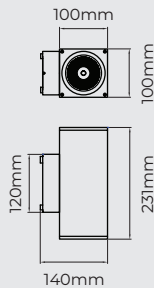

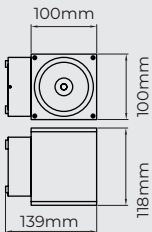


- Warranty: 2 Years
- 9W 3000K LED
- 900 Lumens
- CRI: Ra>80
- 55° Reflector
- Loop In/Out Facility
- Integrated non-dimmable driver
- IP65
- Class I
- Anodized die cast for coastal areas
- Life Expectancy: up to 30,000 hours
- Body - Cast Aluminium
- Lens - Clear Glass



A.

B.



A. Moby 9W LED Square Wall Downlight	KSR7192	1182872	75.91	1
B. Moby 2 X 9W LED Square Up and Down Wall Light	KSR7193	1182873	116.49	1

Orsay 2X 5W LED Up/Down Wall Light Anthracite


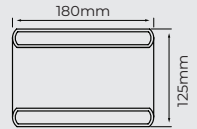
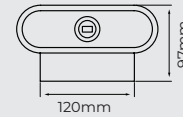


- Warranty: 2 Years
- Sharp 2x 5W 3000K LED
- 502 lumens
- CRI: Ra81
- IP55
- Class I
- Body - Cast Aluminium



A.


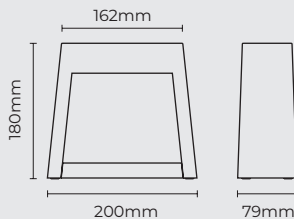
B.



A. Orsay 2X 5W LED Up/Down Wall Light Anthracite	KSR7151	0354519	92.64	1
B. Orsay 9W LED Down Wall Light Anthracite	KSR7150	0354518	85.51	1

Decorative Wall/Post Light 28° Beam Angle

- Durable die-cast aluminium construction
- IP65 protection against water ingress
- Stylish, ultra modern design
- LED wall light with matching colour temperature and finish to the Architectural Exterior range



18W Decorative wall/post light 28° beam angle IP65	JC17017	1091812	56.55	1
--	---------	---------	-------	---



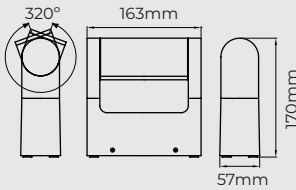



LED EXTERNAL LIGHTING

Flix 8.5W 3000K LED Adjustable Wall Light



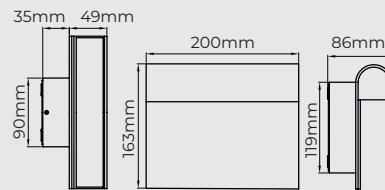
- Warranty: 2 Years
- 8.5W 3000K LED
- 330 Lumens
- CRI: Ra85
- IP54
- Class I
- 320° Adjustable head
- Life Expectancy: up to 40,000 hours
- Body – Cast Aluminium
- Lens – Polycarbonate



Mataro 8.5W 3000K LED Wall Light With Numbers



- Warranty: 2 Years
- 8.5W 3000K LED
- 319 Lumens
- CRI: Ra85
- IP54
- Class I
- Supplied with vinyl number sheet
- Life Expectancy: up to 40,000 hours
- Body – Cast Aluminium
- Cover – Polycarbonate



Flix 8.5W 3000K LED Adjustable Wall Light | KSR1908 | 1182506 | **54.55** | 1

Mataro 8.5W 3000K LED Wall Light With Numbers | KSR1901 | 1182832 | **41.95** | 1

30W Surface Mount up/down Wall Light IP54



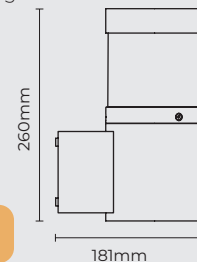
- LED wall light with matching colour temperature and finish to the Architectural Exterior range
- Durable die-cast aluminium
- IP54 protection against dust and moisture
- Stylish, ultra modern design
- 3 years extended warranty
- 30W
- 1700 Lumens



15W Round wall Light 260mm



- Durable die-cast aluminium construction
- IP54 protection against dust and moisture
- LED wall light with matching colour temperature and finish to the Architectural Exterior range
- Stylish, ultra modern design



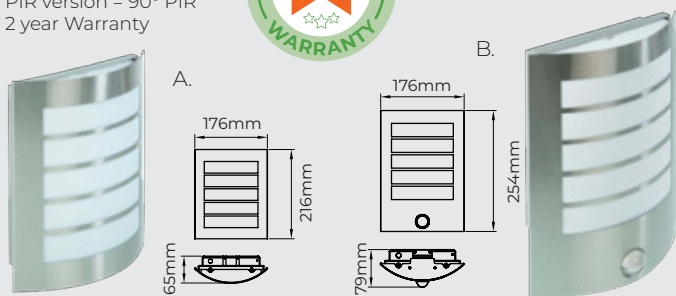
MATCHING BOLLARD ON PAGE 74

15W Round wall Light 260mm | JC17046 | 1091849 | **69.96** | 1

30W Surface Mount up/down Wall Light IP54 | JC17014 | 1091808 | **83.45** | 1

'Acqua' Wall Light

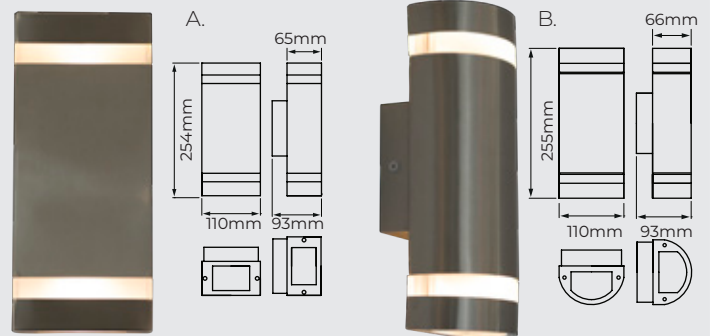
- Polycarbonate lens
- Body: stainless steel
- PIR version = 90° PIR
- 2 year Warranty



Coro LED Square Up And Down Wall Light



- GU10 35W or retrofit compatible
- Up to 9m PIR range
- Stainless steel body
- IP44
- Supplied less lamps



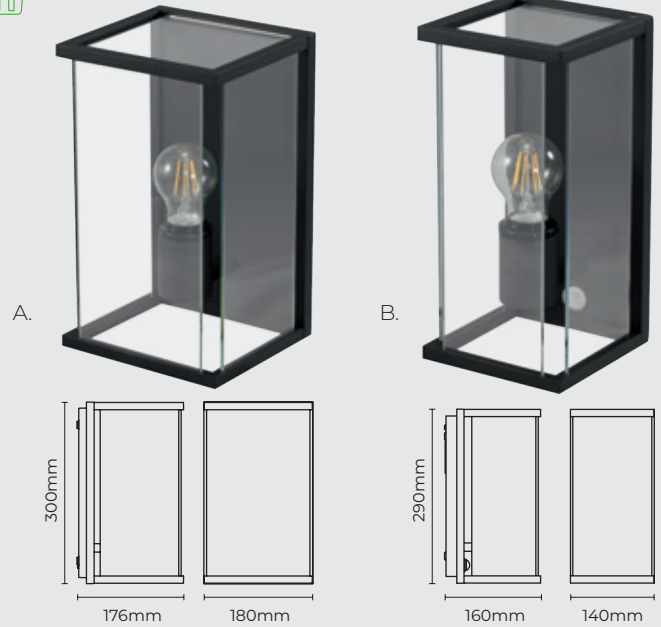
Coro LED Square Up And Down Wall Light

A. Coro LED Square Up and Down Wall Light | KSR1287 | 0605148 | **47.69** | 1
 B. Coro LED Round Up and Down Wall Light | KSR1286 | 0605147 | **47.97** | 1



LED EXTERNAL LIGHTING

- Stylish contemporary design
- Durable die-cast aluminium construction
- Toughened glass lantern with ES E27 lamp holder
- IP54 protection against dust and moisture
- PIR option available
- Suitable for use with LED lamps



A. Decorative square wall lantern	JC17037BLK	1091835	47.94	1
B. Decorative square wall lantern C/W PIR	JC17036BLK	1091833	58.69	1

OUTDOOR LIGHTING
Available to order

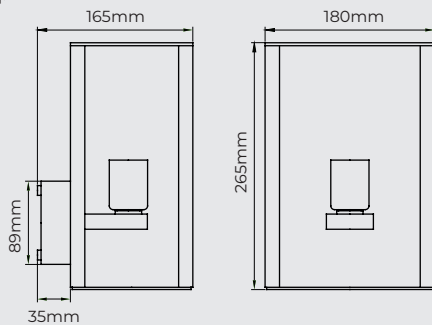


In our commitment to deliver a broad range of outdoor lighting in time for the darker season, we have expanded our range with many new items now available to order.

Look out for the basket

Andria E27 Wall Lantern

- Warranty: 1 Year
- E27 40W Max
- Suitable for LED filament lamps
- Product supplied less lamp
- Class I
- IP44
- Body – Aluminium
- Diffuser – Glass



Andria E27 Wall Lantern	KSR7195	1138758	64.29	1
-------------------------	---------	---------	-------	---



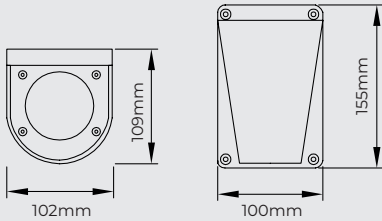


LED EXTERNAL LIGHTING



Boss GU10 Wall Light Anthracite

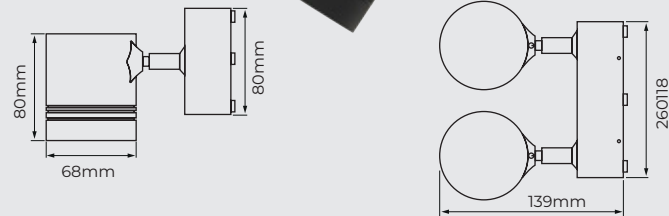
- Body – Cast aluminium
- Lens – Clear glass
- Warranty: 1 Year
- Requires 1 GU10 lamp (not included)
- IP44



Boss GU10 Wall Light Anthracite	KSR7141ANTH	0355937	51.28	1
---------------------------------	-------------	---------	-------	---

Sevas GU10 Double Wall Light Anthracite

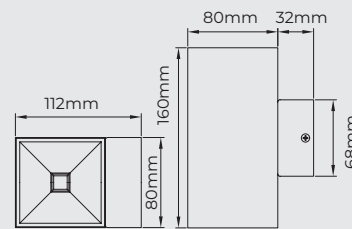
- Body - Cast aluminium
- Lens - Clear Glass
- Requires 2x GU10 Lamps (not supplied)
- IP55



Sevas GU10 Double Wall Light Anthracite	KSR7112	0800947	76.72	1
---	---------	---------	-------	---

Cane LED Square Up/Down Wall Light Stainless Steel (Set of 2)

- Body – 304 Stainless steel
- Diffuser – Polycarbonate
- Warranty: 2 Years
- 2x 5W Cool White LED - 493 lumens
- Non-dimmable
- Not suitable for high saline areas
- IP44

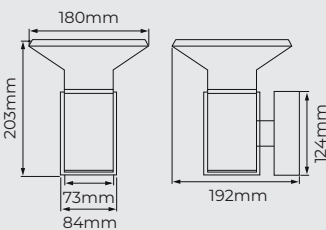


Cane LED Square Up/Down Wall Light Stainless Steel (Set of 2)	KSR1360	1117651	36.28	1
---	---------	---------	-------	---

Rocky LED Wall Light Anthracite



- Warranty: 2 Years
- 7.5W Sharp 3000K LED
- 3000K - 200 lumens
- CRI: Ra88
- IP55
- Class I
- Body – Cast Aluminium

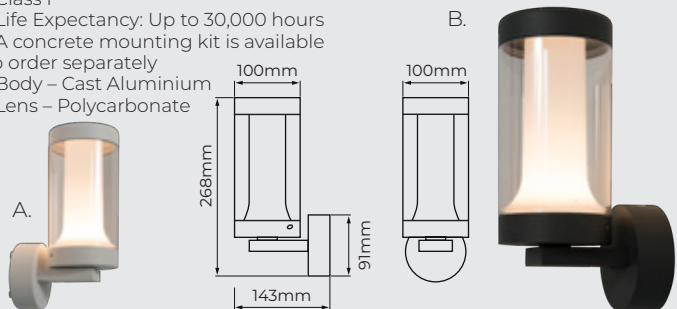


Rocky 7.5W LED Wall Light Anthracite	KSR7155ANTH	0800969	78.83	1
--------------------------------------	-------------	---------	-------	---

8W LED Lanterns



- Warranty: 2 Years
- 8W 3000K AC LED
- 3000K - 480 lumens
- CRI: Ra82
- IP55
- Class I
- Life Expectancy: Up to 30,000 hours
- A concrete mounting kit is available to order separately
- Body – Cast Aluminium
- Lens – Polycarbonate



Andria 8W 3000K LED Wall Light White				
A. Andria 8W 3000K LED Wall Light White	KSR7180WHT	0847965	64.89	1
B. Andria 8W 3000K LED Wall Light Anthracite	KSR7180ANTH	0847964	64.89	1

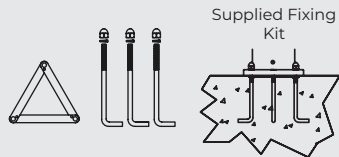


BOLLARDS



Coria Bollard Black

- Concrete kit included
- Root mounting kit available to order separately
- Body – Cast & Extruded aluminium
- Diffuser – Clear PMMA
- Warranty: 1 Year
- E27 46W Max
- IP65

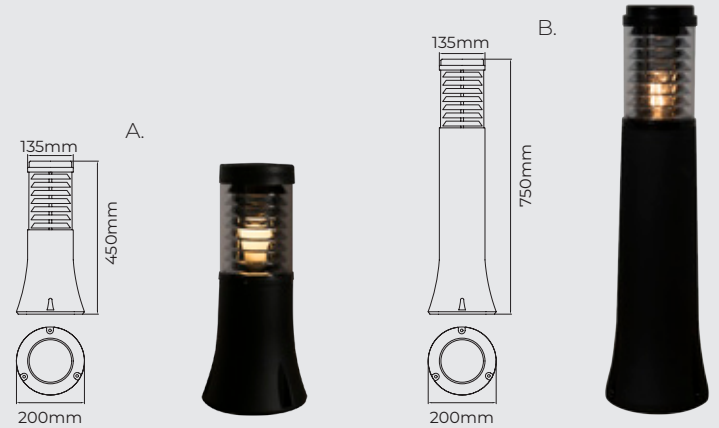


A. Coria Bollard Black 450mm	KSR9915	1245472	51.23	1
B. Coria Bollard Black 750mm	KSR9910BLK	0367229	52.69	1
C. Coria Bollard Black 1000mm	KSR9912BLK	0367254	56.97	1

Manta Polycarbonate Bollards



- Body – Polycarbonate
- Lens – Clear Polycarbonate
- Suitable for high saline areas
- Warranty: 1 Year
- E27 46W Max
- Chrome Louvre
- IP65

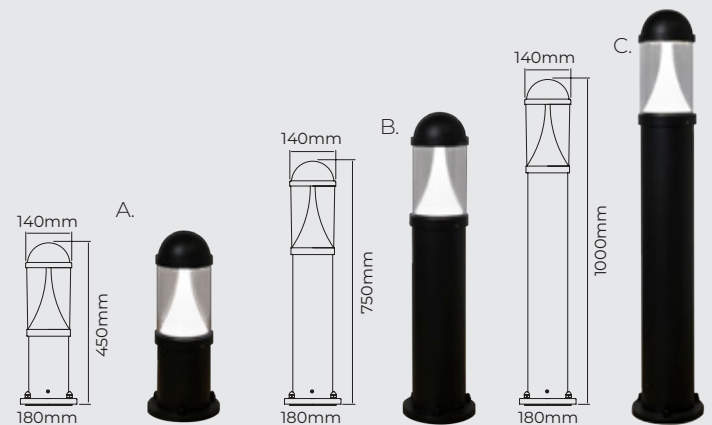
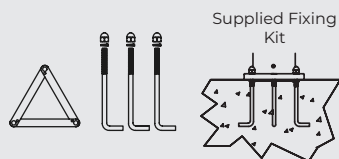


A. Manta Polycarbonate Bollards 450	KSR1180BLK	0968594	38.45	1
B. Manta Polycarbonate Bollards 750	KSR1181BLK	0968595	46.14	1

Coria LED Bollard



- Concrete kit included
- Root mounting kit available to order separately
- 20W CCT Warm White/Cool White/Daylight LED
- Life expectancy up to 30,000 hours
- Body – Die-cast aluminium
- Lens – Polycarbonate
- Warm White - 1528 Lumens
- Cool White - 1724 Lumens
- Daylight - 1535 Lumens
- Warranty: 2 Years
- Beam Angle 180°
- Non-dimmable
- IP65



A. Coria LED Bollard 450mm	KSR9916	1245473	62.31	1
B. Coria LED Bollard 750mm	KSR9917	1245474	69.23	1
C. Coria LED Bollard 1000mm	KSR9918	1245475	77.54	1



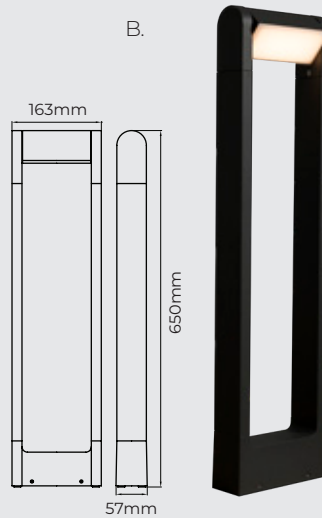
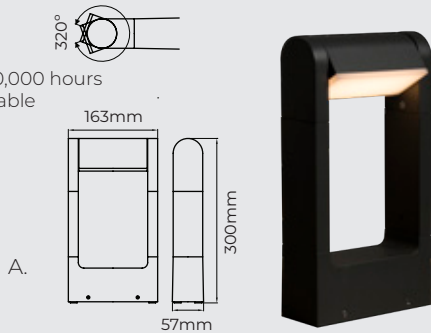


BOLLARDS



Contemporary Tilted Head Bollard


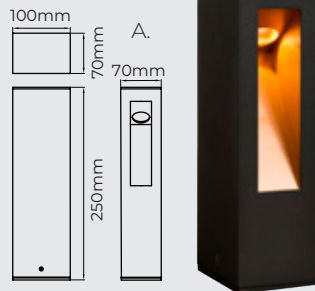
- Warranty: 2 Years
- 8.5W 3000K LED
- 330 Lumens
- CRI: Ra85
- IP54
- Class I
- 320° Adjustable head
- Life Expectancy: up to 40,000 hours
- Matching wall light available
- Body – Cast Aluminium
- Lens – Polycarbonate



A.	Flix 8.5w 3000K LED Adjustable 300mm Bollard Anthracite	KSR1909	1182517	58.63	1
B.	Flix 8.5w 3000K LED Adjustable 650mm Bollard Anthracite	KSR1910	1182528	69.48	1

Contemporary Block Bollard

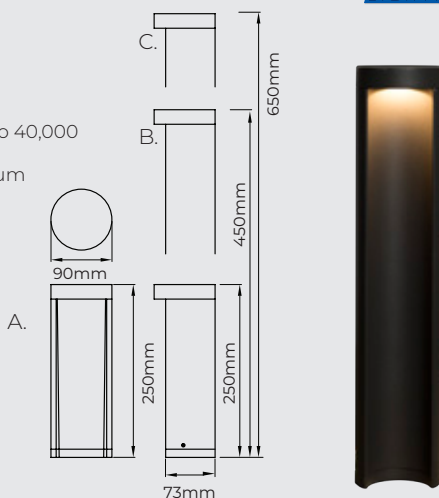
- Warranty: 2 Years
- 8.5W 3000K LED
- 75 Lumens
- CRI:Ra68
- IP54
- Class I
- Life expectancy: up to 40,000 hours
- Body – Cast Aluminium



A.	Viella 8.5w 3000K LED 250mm Bollard Anthracite	KSR1903	1182843	48.36	1
B.	Viella 8.5w 3000K LED 650mm Bollard Anthracite	KSR1904	1182854	63.28	1

Cylindrical Bollards

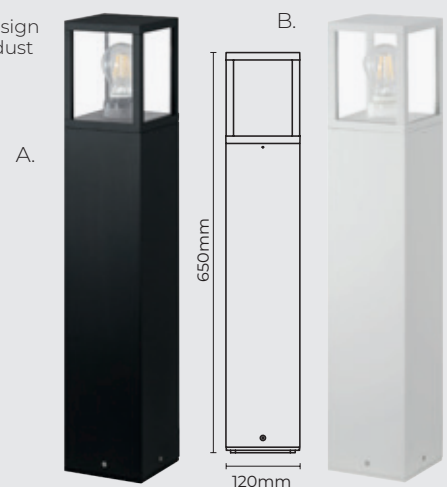
- Warranty: 2 Years
- 8.5W 3000K LED
- 290 Lumens
- CRI:Ra84
- IP54
- Class I
- Life expectancy: up to 40,000 hours
- Body – Cast Aluminium



A.	Calanda 8.5w 3000K LED 250mm Bollard Anthracite	KSR1905	1182865	45.79	1
B.	Calanda 8.5w 3000K LED 450mm Bollard Anthracite	KSR1906	1182876	53.64	1
C.	Calanda 8.5w 3000K LED 650mm Bollard Anthracite	KSR1907	1182887	63.28	1

Square Bollards

- Durable die-cast aluminium construction
- Stylish, contemporary design
- IP54 protection against dust and moisture
- ES E27 lamp holder
- Lamp, not included



A.	Decorative square bollard 650mm IP54 Anthracite/Black	JC17040BLK	1091841	55.39	1
B.	Decorative square bollard 650mm IP54 White	JC17040WH	1091842	55.39	1



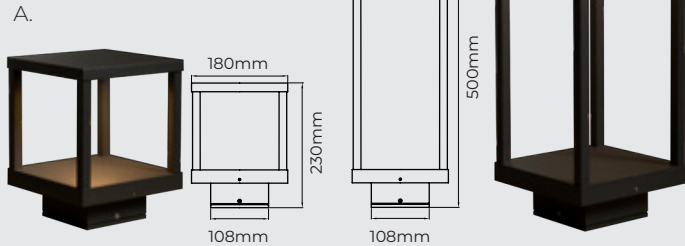
AVAILABLE TO ORDER

A broader outdoor lighting range ready for the darker seasons.
Look out for the basket

BOLLARDS

Squared Framed Bollards

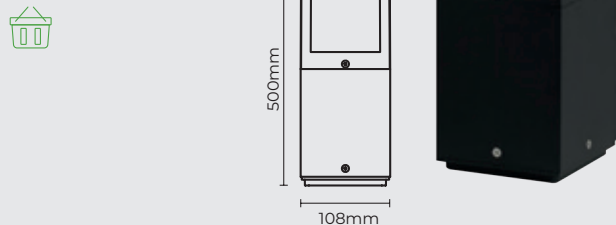
- Warranty: 2 Years
- 13W 3000K LED
- 1075 Lumens
- CRI: Ra83
- IP54
- Class I
- Life expectancy: up to 40,000 hours
- Body – Cast Aluminium
- Lens – Glass



A. Quinto 13w 3000K LED 230mm Bollard Anthracite	KSR1911	1182539	68.28	1
B. Quinto 13w 3000K LED 500mm Bollard Anthracite	KSR1906	1182550	79.97	1

Square Bollards

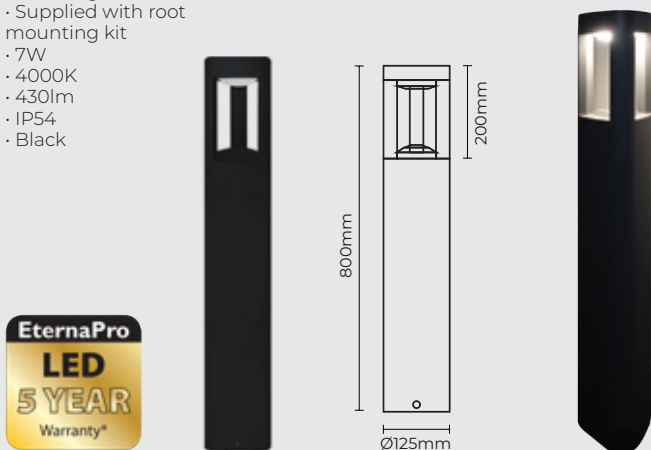
- IP54 protection against water ingress
- Matching colour temperature and finish to the Architectural Exterior range
- Durable die-cast aluminium construction
- Stylish, contemporary design
- Supplied with L-bolts for installation



15W Square post light IP54	JC17032	1091828	57.95	1
----------------------------	---------	---------	--------------	---

Display Bollard

- Suitable for surface mounting
- Supplied with root mounting kit
- 7W
- 4000K
- 430lm
- IP54
- Black

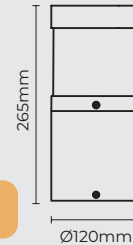


Display Bollard 800mm Tall IP54 LED Bollard	DLEDBOLLARD	0987234	70.46	1
--	-------------	---------	--------------	---



Round Post Bollard

- IP54 protection against water ingress
- Matching colour temperature and finish to the Architectural Exterior range
- Durable die-cast aluminium construction
- Supplied with L-bolts for installation



MATCHING WALL LIGHT ON PAGE 69

15W Round post light 265mm 82° beam angle IP54	JC17047	1091850	73.95	1
--	---------	---------	--------------	---

Louvre Bollard

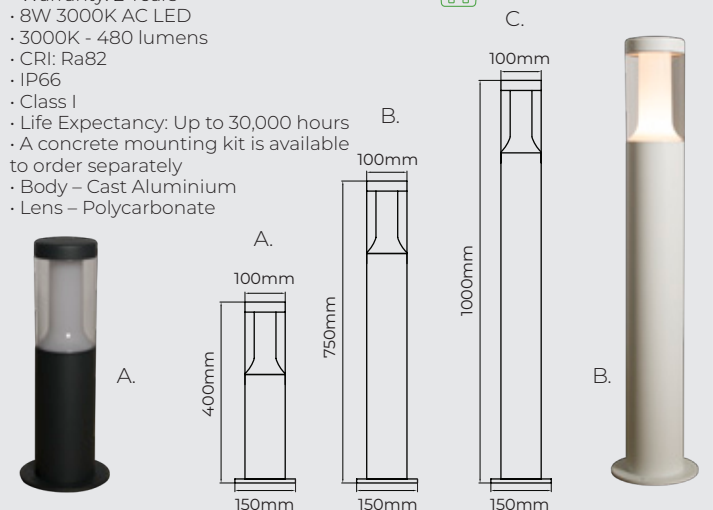
- Requires 1 x 20W ES triple turn CFLi (not supplied)
- Fitting is rated at 20W max
- Root or flange fixing: versatile installation options
- Louvre diffuser
- Aluminium
- IP44
- Black



1100mm Tall Louvre Bollard	DB1100BKNL	0551032	61.67	1
----------------------------	------------	---------	--------------	---

Cast Aluminium Bollards

- Warranty: 2 Years
- 8W 3000K AC LED
- 3000K - 480 lumens
- CRI: Ra82
- IP66
- Class I
- Life Expectancy: Up to 30,000 hours
- A concrete mounting kit is available to order separately
- Body – Cast Aluminium
- Lens – Polycarbonate



A. Andria 8w 3000K 480lm LED 400mm IP66 Bollard Anthracite	KSR7184 ANTH	0968645	69.98	1
A. Andria 8w 3000K 480lm LED 400mm IP66 Bollard White	KSR7184 WHT	0968646	69.98	1
B. Andria 8w 3000K 480lm LED 750mm IP66 Bollard Anthracite	KSR7181 ANTH	0847966	78.89	1
B. Andria 8w 3000K 480lm LED 750mm IP66 Bollard White	KSR7181 WHT	0847967	78.89	1
C. Andria 8w 3000K 480lm LED 1000mm IP66 Bollard Anthracite	KSR7182 ANTH	0847968	88.30	1
C. Andria 8w 3000K 480lm LED 1000mm IP66 Bollard White	KSR7182 WHT	0847969	88.30	1





4000K 10-50W LED ALUMINIUM FLOODLIGHTS

4000K 10-50W LED ALUMINIUM FLOODLIGHTS

- Full IP65 protection against dust and moisture
- Angled bracket for easy installation
- Includes 80cm cable
- Manual override function
- 10 - 50W available
- Diecast aluminium body
- Beam angle 110°
- 4000K
- 36,000hr

JCC | LEVITON
Company



IP65 LED 4000K Aluminium Floodlight

10W IP65 LED Flood, Black 1000lm	DE45200BLK	1093869	8.85	1	7.99	3+
10W IP65 LED Flood, White 1000lm	DE45200WH	1093870	8.85	1	7.99	3+
20W IP65 LED Flood, Black 2100lm	DE45202BLK	1093873	15.58	1	15.31	3+
20W IP65 LED Flood, White 2100lm	DE45202WH	1093874	15.58	1	15.31	3+
30W IP65 LED Flood, Black 2800lm	DE45204BLK	1093877	23.85	1	22.19	3+
30W IP65 LED Flood, White 2800lm	DE45204WH	1093878	23.85	1	22.19	3+
50W IP65 LED Flood, Black 4500lm	DE45206BLK	1093881	33.86	1	31.50	3+
50W IP65 LED Flood, White 4500lm	DE45206WH	1093882	33.86	1	31.50	3+

IP44 LED 4000K Aluminium Floodlight with PIR

10W IP65 LED Flood, Black + PIR 1000lm	DE090001	1264398	15.99	1	14.95	3+
10W IP44 LED Flood, White + PIR 1000l	DE45201WH	1093872	15.99	1	14.95	3+
20W IP65 LED Flood, Black + PIR 2100lm	DE090003	1264400	22.58	1	21.47	3+
20W IP44 LED Flood, White + PIR 2100lm	DE45203WH	1093876	22.58	1	21.47	3+
30W IP65 LED Flood, Black + PIR 2800lm	DE090005	1264402	29.94	1	28.47	3+
30W IP44 LED Flood, White + PIR 2800lm	DE45205WH	1093880	29.94	1	28.47	3+
50W IP65 LED Flood, Black + PIR 4500lm	DE090007	1264404	42.73	1	40.55	3+
50W IP44 LED Flood, White + PIR 4500lm	DE45207WH	1093884	42.73	1	40.55	3+

SIENA LED FLOODLIGHTS



Siena CCT IP65 LED Floodlights

- Available in four wattages 10W, 20W, 30W and 50W
- Triple CCT switchable, giving the end user the option of 3000K, 4000K or 6000K all in one fitting
- PIR versions available
- IP65 (with or without PIR)
- Cast aluminium body with glass diffuser
- Manual override facility
- Pre-fitted with compression gland for flexibility when wiring
- Push-fit terminals

NEW!



FROM
£12.49
EACH

Siena LED Floodlights

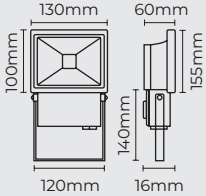
10W, 3000K=735lm, 4000K=895lm, 6000K=815lm	KSR5280BLK	1177954	13.33	1	12.49	3+
10W, 3000K=735lm, 4000K=895lm, 6000K=815lm + PIR	KSR5281BLK	1177961	20.67	1	17.99	3+
20W, 3000K=1580lm, 4000K=1805lm, 6000K=1655lm	KSR5282BLK	1177962	21.20	1	19.89	3+
20W, 3000K=1580lm, 4000K=1805lm, 6000K=1655lm + PIR	KSR5283BLK	1177963	29.79	1	25.95	3+
30W, 3000K=2330lm, 4000K=2795lm, 6000K=2590lm	KSR5284BLK	1177964	34.46	1	31.99	3+
30W, 3000K=2330lm, 4000K=2795lm, 6000K=2590lm + PIR	KSR5285BLK	1177965	37.15	1	34.95	3+
50W, 3000K=3885lm, 4000K=4770lm, 6000K=4120lm	KSR5286BLK	1177966	44.70	1	41.45	3+
50W, 3000K=3885lm, 4000K=4770lm, 6000K=4120lm + PIR	KSR5287BLK	1177967	51.45	1	47.98	3+
Spike Accessory for 10-50W Floods	KSR5294	1245553	2.99	1		



LED FLOODLIGHTS

LED RGB Selectable Floodlight

- Manual Switch: Red, Green, Black colour options
- Nominal beam angle 120°
- Corrosion resistant Polycarbonate housing
- Prewired with 1.5m cable
- IP44



3 x 3W RGB Switchable Floodlight

3 x 3W RGB Switchable Floodlight | DRGBFLOOD | 0964457 | 20.62 1

LED Compact PIR Floodlight Twin Flood – Black

- 2x 10W powerful LED compact floodlight
- 2x 840lm lumens bright white light
- IP55
- 3 Year Warranty




LED Compact PIR Floodlight Twin Flood – Black

Nighteye 2x 10W PIR Flood | LED200PIRBE | 1013948 | 59.57 1 | 57.25 3+

FLOODLIGHT BRACKETS

KR PRODUCTS



Floodlight Brackets

A. Swivel Bracket for 10W LED	KRP1	0538459	6.19	1
B. Swivel Bracket for 30-50W LED	KRP3	0592906	31.85	1
C. Corner Bracket for 10W LED	KRP5	0543280	6.19	1

COMMERCIAL LED FLOODLIGHTS

Commercial LED COB Floodlights

- 50W = 3500 lumens, 80W = 6500 lumens, 120W = 8600 lumens, 200W = 17000 lumens
- IP65
- 4000K
- 25,000 hr life (average)



Commercial LED COB Floodlights

50W IP65 LED COB Floodlight	DFLOOD50	0832909	52.94	1	
80W IP65 LED COB Floodlight	DFLOOD80	0847718	111.02	1	101.79 3+
120W IP65 LED COB Floodlight	DFLOOD120	0864884	134.13	1	129.09 3+
200W IP65 LED COB Floodlight	DFLOOD200	1009824	213.04	1	205.78 3+

Siena Commercial IP65 LED Floodlights



- High efficiency
- 4000K LED Options
- Cast aluminium body with glass diffuser
- 3000K versions available to order
- Push-fit terminals



FROM
£79.89
EACH

Siena LED Floodlights

100W, 4000K=8400lm	KSR5289BLK	1177955	85.47	1	79.89 3+
150W, 4000K=13250lm	KSR5291BLK	1177957	117.38	1	109.95 3+
200W, 4000K=16385lm	KSR5293BLK	1177959	154.88	1	144.99 3+





LED BATTENS

Economy LED Batten

- IP20
- 30,000 hours
- 4000K



Economy LED Batten					
4ft, 18W, 1800lm (single)	SLEDBAT418	1009686	18.75	1	17.99 3+
5ft, 24W, 2400lm (single)	SLEDBAT524	1009687	22.95	1	21.50 3+
5ft, 48W, 4000lm (twin)	SLEDBAT548	1009688	31.00	1	29.50 3+
6ft, 32W, 3400lm (single)	SLEDBAT632	1009689	30.90	1	29.45 3+
6ft, 64W, 5200lm (twin)	SLEDBAT664	1009690	33.95	1	32.50 3+

Navara LED Batten

- Opal Polycarbonate diffuser
- IP20
- 4000K
- Multiple rear entry points - knockouts on both ends
- 5 year warranty from date of purchase
- High output variations available
- A great alternative to a fluorescent fitting
- Emergency versions available



'Navara' LED Battens					
X4S 4ft 23W 2760Lm	SKSR9840	0981613	25.53	1	24.49 5+
X4S 4ft 23W 2760Lm Emergency	SKSR9840/EM	0981614	59.32	1	56.62 2+
X4T 4ft 40W 4800Lm	SKSR9841	0981615	27.95	1	26.65 5+
X4T 4ft 40W 4800Lm Emergency	SKSR9841/EM	0981616	62.41	1	59.58 2+
X5S 5ft 38W 4560Lm	SKSR9842	0981617	26.49	1	25.50 5+
X5S 5ft 38W 4560Lm Emergency	SKSR9842/EM	0981618	62.38	1	60.74 2+
X5T 5ft 60W 7200Lm	SKSR9843	0981619	34.99	1	33.99 5+
X5T 5ft 60W 7200Lm Emergency	SKSR9843/EM	0981620	67.60	1	65.82 2+
X6S 6ft 48W 5760Lm	SKSR9844	0981621	34.50	1	33.75 5+
X6S 6ft 48W 5760Lm Emergency	SKSR9844/EM	0981622	66.57	1	64.82 2+
X6T 6ft 65W 7800Lm	SKSR9845	0981623	38.80	1	37.69 5+
X6T 6ft 65W 7800Lm Emergency	SKSR9845/EM	0981624	67.37	1	64.30 2+

Toucan LED Battens

- IP20
- 30,000 hours
- 4000K
- Low profile white powder coated extruded aluminium body
- Only 25mm depth



Toucan LED Battens					
0.6m, 18W, 1810Lm	RTC184006-01	0932152	17.15	1	
1.2m, 36W, 3640Lm	RTC364012-01	0932154	28.60	1	
1.5m, 45W, 4340Lm	RTC454015-01	0932155	34.30	1	

FLUORESCENT BATTENS

High Power Factor Fluorescent Battens

- For commercial use
- Switch start or high frequency
- Single or twin fittings



WHILE STOCK LASTS

High Power Factor Fluorescent Battens					
5ft Single H/F	S51BATT/HF	0549704	24.25	1	22.88 5+
6ft Single H/F	S61BATT/HF	0549705	26.85	1	25.33 5+
5ft Twin H/F	S52BATT/HF	0549706	27.87	1	26.82 5+
6ft Twin H/F	S62BATT/HF	0549707	30.34	1	28.62 5+

Prismatic Controllers for battens shown above



Prismatic Controllers for battens shown above					
For S51BATT HF	S51PRIS	0550457	6.20	1	5.85 5+
For S61BATT HF	S61PRIS	0550458	6.87	1	6.48 5+
For S52BATT HF	S52PRIS	0550463	8.37	1	7.90 5+
For S62BATT HF	S62PRIS	0550464	9.29	1	8.77 5+

FLUORESCENT BATTENS

High Frequency Weatherproof Fittings



High Frequency Weatherproof Fittings					
4ft 36W Single, H/F	DH136	0578454	15.87	1	14.97 5+
5ft 58W Single, H/F	DH158	0578455	19.74	1	19.00 5+
5ft 58W Twin, H/F	DH258	0578458	27.60	1	26.04 5+
6ft 70W Single, H/F	DH170	0578456	36.74	1	34.66 5+
6ft 70W Twin, H/F	DH270	0578459	48.63	1	45.87 5+

LED WEATHERPROOF FITTINGS

5ft 45W IP65 Non-Corrosive Batten

- IP65 5ft Single
- Non-Corrosive Fittings
- 4000 Lumens
- 4000K
- Prewired with 1.5m flex



5ft 45W IP65 Non-Corrosive Batten					
5ft Single, IP65 Inc LED Tube	DVECOWP5FT	1166424	22.89	1	



LED WEATHERPROOF FITTINGS

Eco LED Weatherproof Batten

- IP65
- 4000K
- 40000 hours
- Push-fit connectors
- Multiple cable entries



WHILE STOCK LASTS



Eco LED Weatherproof Batten

5ft, 30W 2900lm single batten	DVECO5WPSI2	1129751	27.99	1	
5ft, 45W 4300lm twin batten	DVECO5WPTW2	1129752	37.99	1	
6ft, 48W 4500lm single batten	DVECO6WPSI2	1129753	48.49	1	
6ft 65W 6200lm twin batten	DVECO6WPTW2	1129754	55.59	1	

LED WEATHERPROOF FITTINGS

- IP65
- 4000K
- 110° beam angle
- Can be suspended
- IK 10
- Stainless steel clips



Navara X Weatherproof Batten

4ft, 24W X4S single, 3169 lumens	KSR9880	1117607	31.95	1	28.95	3+
4ft, 40W X4T twin, 5149 lumens	KSR9881	1117609	34.19	1	31.95	3+
5ft, 36W X5S single, 4382 lumens	KSR9882	1117611	35.24	1	32.95	3+
5ft, 60W X5T twin, 6786 lumens	KSR9883	1117613	46.49	1	43.45	3+
6ft, 70W X6S single, 7800 lumens	KSR9884	1117616	58.24	1	54.45	3+

Emergency versions available to order :

4ft, 24W X4S single, 3169 lumens	KSR9880EM	1117608	63.95	1	59.95	3+
4ft, 40W X4T twin, 5149 lumens	KSR9881/EM	1117610	71.60	1	68.85	3+
5ft, 36W X5S single, 4382 lumens	KSR9882/EM	1117612	72.69	1	67.95	3+
5ft, 60W X5T twin, 6786 lumens	KSR9883/EM	1117614	83.39	1	77.95	3+
6ft, 70W X6S single, 7800 lumens	KSR9884/EM	1117617	87.84	1	84.46	3+

SURFACE MODULAR FITTINGS

Elegance 5' LED Twin Slimline Ceiling Fitting

- 5000 Lumens
- 50W
- Polycarbonate & Aluminium construction
- Push terminal connections
- 40,000hr life (average)
- Emergency version available



Elegance 5' LED Twin Slimline Ceiling Fitting

50W 5' Twin LED 5000 lumens	DELEGANCE5	0979468	69.20	1	67.13	3+
50W 5' Twin LED 5000 lumens EM	DELEGANCE5EM3	0979469	96.97	1	93.84	3+

COMMERCIAL DOWNLIGHTS

'Starlet' Flat Round Panel Downlights

- 3W : 160lm or 6w : 360lm
- 4000K
- IP20
- 120° beam angle
- Plug & play driver to head unit
- easy installation



'Starlet' Flat Round Panel Downlights

6W, 120mm, 360 lumens	SKSR9791	1021031	10.93	1	9.99	3+
12W, 170mm, 820 lumens	SKSR9792	1021032	14.76	1	13.92	3+
18W, 225mm, 1350 lumens	SKSR9793	1021033	23.95	1	21.92	3+
24W, 300mm, 1650 lumens	SKSR9794	1021034	28.98	1	28.10	3+



Navara Pro LED Batten

4ft, 22W, 2260lm (single)	KSR9890	1138781	61.95	1	59.99	3+
4ft, 22W, 2260lm (single) Em	KSR9890EM	1138782	95.95	1	92.95	3+
4ft, 38W, 3925lm (twin)	KSR9891	1138783	68.95	1	66.95	3+
4ft, 38W, 3925lm (twin) Em	KSR9891EM	1138784	102.99	1	99.99	3+
5ft, 30W, 3080lm (single)	KSR9892	1138785	74.99	1	72.99	3+
5ft, 30W, 3080lm (single) Em	KSR9892EM	1138786	108.95	1	105.95	3+
5ft, 60W, 6280lm (twin)	KSR9893	1138787	81.95	1	79.95	3+
5ft, 60W, 6280lm Em	KSR9893EM	1138788	115.95	1	112.95	3+

CAT2 Modulares - Non LED

- Low profile surface luminaire with multi chamfered sides and durable plastic end caps
- Lamps extra
- Packed as one unit c/w 'lift and tilt' attachment



WHILE STOCK LASTS

CAT2 Modulares - Non LED

58W Twin, H/F	DSB258HF/N	0780933	49.24	1	45.84	3+
70W Twin, H/F	DSB270HF/N	0780935	57.96	1	51.75	3+

Atlanta Universal Downlight

- Integrated LED recessed downlight with 14mm slim profile.
- Features a unique universal fixing that can be adjusted to fit any existing recess from 2.5" to 8" (63.5-203mm) diameter.
- Includes a high quality on-board driver for flicker-free light output.
- Fitting is suitable for surface mounting or recessed installations.
- Includes 25cm pre-wired cable.
- Fitting 230mm diameter
- 120° beam angle
- 30,000hr life



Atlanta Universal Downlight

3000K 1550lm, 18.5W	10536	1121341	24.95	1	22.46	3+
4000K 1600lm, 18.5W	10543	1121352	24.95	1	22.46	3+






RECESSED MODULAR FITTINGS

36W Square 600x600 LED Panel

- An exceptional LED lay-in fitting for use in high footfall applications where access is limited and maintenance difficult. Non dimming driver included.
- Tp(b) fire rated
- 50,000 hr avg rated life
- 4000K
- 3400lm
- Edge lit
- IP20
- UGR22




36W LED Panel	STLEDPAN4K	1292722	21.49	1	19.99	5+
3Hr Emergency Pack	SEMG130201	1293278	54.95	1		
Surface mounting frame for STLEDPAN4K	S130332	1293280	29.95	1		
Suspension kit for STLEDPAN4K	S130212	1293281	9.95	1		

Next Generation Skytile Base 600X600 Panel



- 30W 3000 lumen LED backlit panel
- 4000K colour temperature
- 100 lumens per circuit watt
- IP20 and TP(b) protection
- Available in EM, self-test, dali and 1-10 volt dimming



*Dali/1-10V versions available to order.

Skytile Base LED 600x600 Panels

30W Skytile Base 3140LM 4000K	DE080046	1232703	25.95	1	24.95	5+
30W SKYTILE BASE 3000LM 5000K	DE080051	1309060	25.95	1	24.95	5+
Emergency Remote Pack	JCEM001	1091764	44.95	1		

LED 600x600 Panels



- Dimmable and Non-Dimmable
- IP20
- 30,000hr average rated life
- Ultra slim profile
- Emergency compatible using DEBPM3
- Only available to order



*Only suitable for use with either 1-10V dimmer or push to make retractive switch

36W 600x600 LED Panel, 3600 lumens Dimmable

36W 600x600 LED Panel, 3600 lumens	600P4K	1143970	25.87	1		
36W 600x600 LED Panel, 3600 lumens Dimmable*	600DIMP4K	1144053	90.37	1		

MARSHALLING BOXES



Marshalling Boxes

4 Way Box	KLDS4	0099037	72.00	1		
6 Way Box	KLDS6	0065556	84.63	1		
8 Way Box	KLDS8	0065557	89.23	1		
10 Way Box	KLDS10	0065558	106.92	1		

Connectors

4 Pin, c/w Flex	CR64AX/3.0	0065535	19.36	1		
3 Pin, Plug-In	P22	0065564	2.53	1		
3 Pin Plug-In c/w Flex	P22/3.0	0065607	6.99	1		
AX, 4 Pin, White	P64/AX	0066081	4.55	1		



LED LOWBAYS

- IP40
- 35000 hrs
- 4000K
- Suspension pack included



LED Linear Lowbays - IP40, 4000K

30W Lowbay 3050 lumens 371mm	DLEDLBAY30	0987238	54.48	1	51.40	2+
50W Lowbay 5100 lumens 522mm	DLEDLBAY50	0987239	71.61	1	67.55	2+
80W Lowbay 8150 lumens 820mm	DLEDLBAY80	0987240	97.66	1	92.13	2+
120W Lowbay 12,200 lumens 1220mm	DLEDLBAY120	0987241	146.64	1	141.11	2+

Wall/Ceiling Rod mount brkt for DLEDLBAY120

Wall/Ceiling Rod mount brkt for DLEDLBAY120	DLBB120	0922537	7.79	1		
Wall/Ceiling Rod mount brkt for DLEDLBAY30/50	DLBB3050	0922535	5.63	1		
Wall/Ceiling Rod mount brkt for DLEDLBAY80	DLBB80	0922536	7.66	1		

LED HIGHBAYS

- Samsung SMD LEDs
- Aluminium housing, glass lens cover
- Aluminium reflector sold separately
- 30,000 hours average life



- Circular Highbay Only:
- 1-10 Volt dimming capability as standard
 - 80cm safety cable attached
 - 120° beam angle



LED Dimmable Linear Highbay - IP65, 4000K

150W 18000lm	DHBAYLEDLIN	1014002	249.95	1	239.80	2+
Steeple bracket set for linear Highbay	DHBBLIN	1014003	6.17	1	5.93	2+

LED Circular Highbay - IP65, 4000K

100W LED 14850LM 4000K CIRC H/BAY IP65	DHBCIR100	1231655	84.99	1		
150W LED 21000LM 4000K CIRC H/BAY IP65	DHBCIR150	1231656	94.95	1		
90° Aluminium Reflector	DHBCIRDIF90	1231657	17.85	1		

Toughbay Retrofit LED Highbays

- Ultra efficient, 120 Lumens per circuit Watt
- High CRI of 80
- Emergency versions available
- 2 years standard warranty extends to 5 years when



100W 12000lm LED Toughbay	DE040041	1293672	84.95	1		
100W 12000lm LED Toughbay Emergency Light	DE040042	1293673	149.00	1		
150W 18000lm LED Toughbay	DE040043	1293674	99.95	1		
150W 18000lm LED Toughbay Emergency Light	DE040044	1293675	165.00	1		
200W 24000lm LED Toughbay	DE040045	1293676	129.95	1		
200W 24000lm LED Toughbay Emergency Light	DE040046	1293677	189.00	1		

Toughbay Retrofit Highbay

- 100W, 150W and 200W options up to 24,500lm
- Available in 60° and 90° beam options
- IP65 and dimmable standard



100W 12300Lm 60°	DE040001	1243286	94.98	1		
100W 12300Lm 90°	DE040005	1243287	94.98	1		
150W 18400Lm 60°	DE040009	1243288	108.98	1		
150W 18400Lm 90°	DE040013	1243289	108.98	1		
200W 24500Lm 60°	DE040017	1243290	139.25	1		
200W 24500Lm 90°	DE040021	1243291	139.25	1		




EMERGENCY LIGHTING (BULKHEADS)

5W Emergency Bulkhead



- Maintained or non-maintained
- Minimum 3 hour emergency functionality
- IP65
- Hinged gear tray
- 220lm mains / 130lm battery
- Supplied with legend



5W Emergency Bulkhead

5W Emergency Bulkhead	DVECOEM3ML	1123230	16.44	1	15.20	5+
-----------------------	------------	---------	-------	---	-------	----

EMERGENCY LIGHTING (BULKHEADS)

7W LED Emergency Bulkhead



- 235lm (Mains) 150lm (Battery)
- High Output LEDs
- Facility for remote switching, maintained and non-maintained mode
- Supplied with multiple legend options
- L x 355mm H x 110mm D x 70mm
- Minimum 3 hour emergency functionality



5W Emergency Bulkhead

7W Emergency Bulkhead	DEMLED3M	1161690	18.64	1	16.35	3+
-----------------------	----------	---------	-------	---	-------	----

EMERGENCY TWINSPOTS

Compact Emergency LED Twin Spot



- 2W, 6300k, IP20
- Polycarbonate construction
- Individual indicator to show 'Lamps Healthy' and 'Charge'
- Horizontally and vertically adjustable heads, 180° rotation across the horizontal plane
- Minimum 3 hour functionality in emergency mode
- Dimensions 285mmx250mmx50mm



Compact Emergency Twinspot

Compact Emergency Twinspot	DVECOTWINSP	1161721	36.18	1	33.27	3+
----------------------------	-------------	---------	-------	---	-------	----

EMERGENCY LIGHTING (EXIT BOXES)

4W Compact Emergency LED Exit Box



- 4W, 30,000hrs, IP20
- 3 hour maintained mode as standard which can also be configured for non maintained operation
- Facility for remote switching
- ISO 7010 up arrow legend included
- Viewing distance 29mm
- LED charge light and battery test button
- Dimensions 300mmx180mmx40mm



4W Compact Emergency LED Exit Box

Compact Emergency LED Exit Box	DVECOEXIT3M	1161698	25.02	1	24.73	3+
--------------------------------	-------------	---------	-------	---	-------	----

4W LED Exit Box



Low energy alternative to standard emergency exit signs

- 4W, 30,000hrs, IP20
- Fitting with proven long term reliability and performance.
- 3 hour maintained mode as standard which can also be configured for non maintained operation
- Facility for remote switching
- Interchangeable Signs
- Directive polycarbonate down arrow exit legend included
- LED charge light and battery test button
- Viewing distance 32m
- 55 lumens in mains mode
- Dimensions 390mmx192mmx60mm



4W LED Exit Box

4W LED M3 Exitbox	DEXIT3MLED	0550565	29.99	1	27.99	3+
-------------------	------------	---------	-------	---	-------	----

EMERGENCY TWINSPOTS

2x 3W LED Twin Spot



Provides superior light output to traditional Twinspot fittings

- 7W, 3500k, 441lm, IP65
- Twin 3W LED projectors: provide superior light output to traditional twinspot fittings
- Horizontally and vertically adjustable heads, 180° rotation across the horizontal plane
- IP65 rating utilising high quality polycarbonate enclosure: for installation in wet or dusty environments
- Individual indicator to show 'Lamps Healthy' and 'Charge'
- Minimum 3 hour non-maintained functionality in emergency mode
- Dimensions 295mmx300mmx70mm



2x 3W LED Twin Spot

LED IP65 Twinspot	DLEDTWINSPOT	0671857	45.79	1		
-------------------	--------------	---------	-------	---	--	--






EMERGENCY LIGHTING (DOWNLIGHTS)

1.4W LED 3hr Non-Maintained Downlight



This LED compact recessed emergency light is ideal for use in corridors, stairwells and other places that require a smart, discreet emergency unit.

- 118 lumens
- IP20
- 32mm diameter hole cut-out, actual fitting size 45mm
- Matt silver and white trims included
- Aluminium construction




1.4W LED 3hr Non-Maintained Downlight

LED 3hr Non-maintained Downlight {ø32}, 118 lumens	DLDLEM3	0635765	21.00	1	
--	---------	---------	-------	---	--

Self-test Surface Mount Emergency Downlight



- 3W / 6000K
- Automatic testing in accordance with EN62034
- Polycarbonate construction
- Supplied with open area lens



Self-test Surface Mount Emergency Downlight

Self test surface mount emergency downlight	DSESMILEM3	1161702	44.78	1	38.56 3+
---	------------	---------	-------	---	----------

LED Fitting and Reeded Diffuser White 162 Lumens



- 162 lm/6500K
- 5.2W / 18,000 hrs
- Hinged gear tray: easy installation and maintenance
- Hole cut out size: 115mm x 320mm
- Facility for non-maintained mode & remote switching



LED Maintained Recessed Emergency Fitting

LED Fitting and Reeded Diffuser White 162 Lumens	DLEDREM3	0855881	35.33	1	33.46 3+
--	----------	---------	-------	---	----------

EMERGENCY LIGHTING (HANGING SIGNS)

2.4W LED Double Sided Maintained Hanging Sign Light



- 171 lumens
- IP20
- 3hr maintained mode, can be configured for non-maintained
- Aluminium housing



1.4W LED 3hr Non-Maintained Downlight

Hanging Sign White + Down Legend	DSIGNLEDEM3	0855058	56.45	1	52.20 3+
Left/Right Arrow Legend	DSIGNLGD	0934607	6.80	1	5.89 3+

2.8W LED Multi Fixing Exit Sign



Comes with 4 fixing options: Ceiling mounted, Suspended End mounted and Wall mounted

- 2.8W / 6000K
- Double sided ISO 7010
- Up arrow legend included (other legends available)
- Viewing distance 30m
- Polycarbonate construction



2.8W LED Multi Fixing Exit Sign

2.8W LED Multi Fixing Exit Sign	DEXITMMO	1161705	56.55	1	52.21 3+
---------------------------------	----------	---------	-------	---	----------

BATTERY REPLACEMENT

Helping your emergency lighting perform longer...



If after routine operation check, the lamp does not remain lit for the three hour period, a new battery pack may be required.

01 Switch off the electricity at the mains, both switched and permanent supply.

02 Allow batteries to fully discharge, then reconnect to supply and allow to charge for 24 hours

03 Test again for 3 hours, if light does not remain lit, change the battery pack.

04 Check install guides for procedure on changing the battery.



WE ONLY RECOMMEND ETERNA REPLACEMENT BATTERIES WITH ETERNA EMERGENCY PRODUCTS

Ask in Branch for a full list of batteries available and pricing, or visit: www.eterna-lighting.co.uk/battery-replacement-service for more information

*ISO7010 & Signs Directive legend formats are legal & acceptable on all Emergency products for new & existing installations. Extensions to existing installations should be made in the same format as originally installed & should not be mixed.



SELF TEST EMERGENCY PRODUCT AVAILABLE TO ORDER



EternaPro
LED
5 YEAR
Warranty*



THE BENEFITS OF ETERNA'S
SELF-TEST EMERGENCY LIGHTING

- ✓ More effective and reliable than manual testing
- ✓ Easy to install
- ✓ Saves time and money
- ✓ Testing causes no disruption to the normal operation of the building
- ✓ Staggered tests mean all areas are protected in the event of a power failure

Ask in branch for details.

EMERGENCY ACCESSORIES

Steeple



Directive Legends*

- ISO7010
- For use with DEXIT3MLED

Directive Legends*

Legend Left Arrow	DISOEBLGDL	1002812	6.74	1
Legend Right Arrow	DISOEBLGDR	1002813	6.56	1
Legend Up Arrow	DISOEBLGDU	1002814	6.84	1
Legend Left Arrow	DISOEBLDGG	1002815	6.74	1

Steeple

Adhesive Legend Set*

- ISO7010
- For use with DB3MLED



Adhesive Legend Set*

Adhesive Legend Set	DISOLGDSET	1002811	1.06	1
Adhesive Legend Set (EU Directive)	DLGDSET	0625855	1.48	1



D Cell Batteries for Emergency Lights

2x D Cell Stick	2DH4-0L4	0326875	9.28	1
3x D Cell Stick	3DH4-0L4	0326877	12.85	1
2x D Cell Side by Side	2DH4-0L3	0005354	9.28	1
3x D Cell Side by Side	3DH4-0L3	0326876	12.85	1

CONTACTUM

Key Switch

- Rated Switching: 16A (8A)
- Manual Override
- Voltage Free Contacts
- Not suitable for discharge lighting



Key Switch

20A DP Keyswitch	X2814/KS	0196775	6.94	1	6.64	3+
------------------	----------	---------	------	---	------	----

KEWTECH



Emergency Lighting Logbook & Certificate Book

Logbook	EM1LOG	0236257	12.72	1
Certificate Book	EMCERT	0326855	12.72	1



Click & Collect
in as little as 1 min



Call
your local branch



Visit
your local branch

key:
(all LED unless
stated otherwise)

FLU
Fluorescent

HAL
Halogen

INC
Incandescent



GU10 LED LAMPS

Steeple

4W GU10s - 10 PACK

- WW: 3000K, 355 lumens
- CW: 4000K, 345 lumens
- Beam angle 35°
- 15,000hrs



x10



Warm White Lamp 10 PACK	STGU10WW10PK	1186939	17.50	1	
Cool White Lamp 10 PACK	STGU10CW10PK	1186940	17.50	1	

Steeple

Wide Angled Flood LED GU10 Lamps

Ideal solution for an overall ambient lighting effect, perfect for general illumination rather than directional, focused light.

4W = similar lighting effect to 50W halogen

6W = visually superior lighting effect to 50W halogen



4W 320 WW 105°	VLWAF320WW	0934234	4.22	1	3.90	10+
4W 340 CW 105°	VLWAF340CW	0912184	4.22	1	3.90	10+
6W 500 WW 105°	V500LWAFWW	1009835	5.12	1	4.95	3+
6W 520 CW 105°	V520LWAFCW	1009836	5.12	1	4.95	3+



Crompton LED GU10

- 4000k CW (360 lumens) or 2700k WW (340 lumens)
- 35° beam angle
- Glass construction
- 15,000 hr (average)
- Non-dimmable



4.5W 360 CW 35°	4WGU10CW	0889878	1.99	1	
4.5W 340 WW 35°	4WGU10WW	0889877	1.99	1	

MEGAMAN®
Energy Saving Lamps

5.5W DIMMABLE GU10 GLASS LAMP

Glass 5.5W Dimmable GU10 lamp, compatible with many leading brands of dimmer including Varilight, Hamilton Verve.

- Dimmable
- 5.5W
- 390 Lumens
- 36° beam angle
- 15,000 average hours



5.5W 2800K Dimmable Gu10 Glass Lamp	S142220	1171166	3.66	1	3.49	10+
5.5W 4000K Dimmable Gu10 Glass Lamp	S142222	1171167	3.66	1	3.49	10+

LOW VOLTAGE LAMPS



LOW VOLTAGE LAMPS

Low Voltage MR16 - Glass Front, 50mm



5W 350 38°	5WMR16WW	0889879	5.95	1	5.39	10+
5W 350 38°	5WMR16CW	0889880	5.95	1	5.39	10+



LED 12V G4 Capsule Lamps

- Silicon design
- 6000hr life
- Ideal for direct retrofit in existing fittings



2W 190 G4, WW	2W/G4WW	0979599	4.12	1	3.43	10+
2W 200 G4, CW	2W/G4CW	0979600	4.12	1	3.43	10+



Low Voltage G4 Capsule Lamps



10W 130 G4 Capsule	M91	0549831	0.98	1	0.87	10+
20W 350 G4 Capsule	M47	0549830	0.98	1	0.87	10+

MAINS DISPLAY LAMPS



LED 12V G4 Capsule Lamps
G9 240V LED Lamp

6,000 hr life, 2700K



2.5W 210 WW	2.5/G9WW	0834064	4.12	1	3.28	10+
2.5W 210 CW	2.5/G9CW	0834065	4.12	1	3.28	10+



Linear Tungsten Halogen Tubes



120W 2250 78mm, 240V	120/TH	0550023	1.77	1	1.59	10+
160W 3100 118mm, 240V	160/TH	0550020	1.77	1	1.59	10+
230W 4650 118mm, 240V	230/TH	0550021	1.77	1	1.59	10+
400W 8550 118mm, 240V	400/TH	0550022	1.77	1	1.59	10+

Smart Lamps

EXCLUSIVE TO Denmans

works with the Google Assistant

amazon alexa ENABLED

see page 25



GLS LAMPS

Steeple

8.5W GLS BC - 3 PACK
Non-Dimmable
· WW: 3000K, 806 lumens
· 15,000hrs

x3




BC LED GLS 3 PACK	STGLSWWBC3PK	1186941	6.96	1
-------------------	--------------	---------	------	---

Steeple

LED Filament Lamp GLS
· Warm White 3000k
· 15,000hr ave. life

x3



3pk BC GLS Filament 806lm 7.5W 806lm 60mm BC	STFILGLSWWBC3	1306693	11.99	1
3pk ES GLS Filament 806lm 7.5W 806lm 60mm ES	STFILGLSWWES3	1306694	11.99	1



LED GLS Lamps

· 6W, 9.5W & 12W
· 2700K WW, 6500K DL
· 20,000hr (average)
4,000K and 6000k available to order

Non-Dimmable



6W 470 BC, Opal, WW	6W/BCGLSWWN	1005053	3.61	1	3.20	10+
6W 470 ES, Opal, WW	6W/ESGLSWWN	1005054	3.61	1	3.20	10+
9.5W 806 BC, Opal, WW	9.5W/BCGLSWW	1005055	4.36	1		
9.5W 806 ES, Opal, WW	9.5W/ESGLSWW	1005056	4.36	1	3.96	10+
12W 1055 BC, Opal, WW	12W/BCGLSWW	1005057	5.58	1	5.10	10+
12W 1055 ES, Opal, WW	12W/ESGLSWW	1005058	5.58	1	5.10	10+

Dimmable

12W 1055 BC, Opal, WW	12W/BCGLSWWD	1005061	7.87	1	7.01	10+
12W 1055 ES, Opal, WW	12W/ESGLSWWD	1005062	8.38	1	7.44	10+



CRLA LED Filament Lamp
GLS Dimmable - Warm White



5W 470lm 60mm BC	4184	0875278	4.81	1	4.55	10+
WW 5W 470lm 60mm BC	4191	0865624	4.81	1	4.55	10+
CLEAR WW 7.5W 806lm 60mm BC	4207	0875279	5.54	1	5.24	10+

LED GLS Dusk to Dawn Lamps
Non-Dimmable

Energy saving LED GLS lamp with dusk to dawn sensor which automatically illuminates during periods of low light and turns off in daylight.
· 25,000 hour life
· 2700k Warm White
· Can be used outside in a suitable IP65 fitting



9.5W 806 BC	9.5W/BC/WW/PC	1085970	9.98	1
9.5W 806 ES	9.5W/ES/WW/PC	1085971	9.98	1

GLS LAMPS



LED GLS Coloured Lamps



1.5W BC, Amber	1.5/BCGLSA	0834068	4.99	1	4.66	5+
1.5W ES, Amber	1.5/ESGLSA	0834069	4.99	1	4.66	5+
1.5W BC, Blue	1.5/BCGLSB	0834070	4.99	1	4.66	5+
1.5W ES, Blue	1.5/ESGLSB	0834071	4.99	1	4.66	5+
1.5W BC, Green	1.5/BCGLSG	0834072	4.99	1	4.66	5+
1.5W ES, Green	1.5/ESGLSG	0834073	4.99	1	4.66	5+
1.5W BC, Red	1.5/BCGLSR	0834074	4.99	1	4.66	5+
1.5W ES, Red	1.5/ESGLSR	0834075	4.99	1	4.66	5+
1.5W BC, Yellow	1.5/BCGLSY	0834076	4.99	1	4.66	5+
1.5W ES, Yellow	1.5/ESGLSY	0834077	4.99	1	4.66	5+

Steeple



FLU

CFL Spiral GLS Replacement Lamps

11W 650 BC	11W/BCSPRLT2	0837068	2.93	1	2.77	10+
20W 1200 BC	20W/BCSPRLT2	0837072	3.24	1	2.98	10+



GLS Lamps

42W 630 BC, Clear	42/BCCH	0550035	1.57	1	1.36	10+
42W 630 ES, Clear	42/ESCCH	0550036	1.57	1	1.36	10+

CANDLE LAMPS

Steeple

8.5W Candle SES - 3 PACK
· WW: 3000K, 470 lumens
· 15,000hrs

x3



SES LED Candle 3 PACK	STCANWWSES3PK	1186942	7.95	1
-----------------------	---------------	---------	------	---

Steeple

LED Filament Lamp Candle

x3



3pk SES Candle Filament 470lm 5W 470lm 35mm SES	STFILCANWWSES3	1306695	9.99	1
--	----------------	---------	------	---





CANDLE LAMPS



CLRA LED Filament Lamp Candle
Dimmable - Warm White



CLEAR WW 5W 470lm 35mm BC	7130	0987585	4.33	1	3.97	10+
CLEAR WW 5W 470lm 35mm SES	7161	0987587	4.33	1	3.97	10+



LED Candle Lamps
· 15,000 hr life
· 2700K Warm White



5.5W 470 BC WW	5.5W/BCCANWW	0905255	4.00	1	3.47	10+
5.5W 470 ES WW	5.5W/ESCANWW	0905257	4.00	1	3.47	10+
5.5W 470 SBC WW	5.5W/SBCCANWW	0905256	4.00	1	3.47	10+
5.5W 470 SES WW	5.5W/SESCANWW	0905258	4.00	1		

Halogen Candle Lamps

- 15,000 hr life
- 2700K Warm White



28W 375 BC Clear	28/BPCCH	0550040	1.57	1	1.36	10+
28W 375 SES Clear	28/SEPCCH	0550042	1.57	1	1.36	10+
42W 630 SES Clear	42/SEPCCH	0550044	1.57	1	1.36	10+

GOLFBALL LAMPS



LED Golfball Lamps

- 15,000 hr life
- WW = 2700K
- 4,000K available to order



5.5W 470 BC WW	5.5W/BCRNDWW	0905264	4.00	1	3.47	10+
5.5W 470 ES WW	5.5W/ESRNDWW	0905266	4.00	1	3.47	10+
5.5W 470 SBC WW	5.5W/SBCRNDWW	0905265	4.00	1	3.47	10+
5.5W 470 SES WW	5.5W/SESRNDWW	0905267	4.00	1	3.47	10+



CRLA LED Filament Lamp
Round Dimmable - Warm White



WW 5W 470lm 45mm BC	7215	0987589	4.33	1	3.97	10+
WW 5W 470lm 45mm ES	7239	0987590	4.33	1	3.97	10+
WW 5W 470lm 45mm SES	7246	0987591	4.33	1	3.97	10+

GOLFBALL LAMPS

Halogen Golfball Lamps



42W 630 BC Clear	42/BRLCH	0549884	1.57	1	1.36	10+
42W 630 ES Clear	42/ERLCH	0549886	1.57	1	1.36	10+
28W 375 SES Clear	28/SERLCH	0549883	1.57	1	1.36	10+

LED REFLECTOR LAMPS (R39 TO R80)

LED PAR38 Reflector Lamps

LED PAR (Pressed Aluminium reflector) lamps feature a glass enclosure and highly reflective aluminium coating applied internally.



- 15,000 hour life
- Prismatic Lens
- IP65 Rated – suitable for outside use
- Various Colours also available



LED reflector replacement lamps shaped and sized similar to R39, R50, R63 or R80 reflector lamps. True retrofit replacements for incandescent lamps.

13W / 830 Lumens / WW	13/PAR38CLEAR	0868755	14.30	1	13.86	10+
-----------------------	---------------	---------	-------	---	-------	-----

LED Reflector Lamps

- 20,000 hour life
- 2700K Warm White
- Opal Finish



3.5 240 R39 Reflector	3.5/SER39W	1020713	4.36	1		
4.5 260 R50 Reflector	4.5/SER50W	1020716	5.18	1		
6 470 R63 Reflector	6/ESR63W	1020714	6.51	1		
9.5 780 R80 Reflector	9.5/ESR80W	1020715	9.25	1		

Incandescent Reflectors

- 2000 hour life
- Heat resistant glass
- Internally fused for safety



80W n/a PAR38 Flood	80/EP38F	0549974	5.77	1	5.00	10+
---------------------	----------	---------	------	---	------	-----

APPLIANCE & PYGMY LAMPS



1.3W SES (E14) LED Pygmy Lamp

- 25,000 hr life
- 2700K Warm White
- 90 Lumens
- Equivalent to 15W incandescent



1.3W SES (E14) LED Pygmy (Suitable for fridges)	1.3W/SES/PYGYMY	1108814	6.82	1	4.77	10+
---	-----------------	---------	------	---	------	-----



APPLIANCE & PYGMY LAMPS

Appliance/PYGYM Lamps (Clear Glass)



15W 105 SES Oven	AO15CSES	0549835	1.46	1	1.28	10+
25W 125 SES Oven	AO25CSES	0549836	1.46	1	1.28	10+
40W 340 SES Cooker Hood	AC40CSES	0549834	1.46	1	1.28	10+
15W 90 BC Pygmy	15/BPC	0549820	0.73	1	0.63	10+
15W 105 SES Pygmy	15/SEPC	0549821	0.73	1	0.63	10+

DECORATIVE LAMPS

Squirrel Cage, Dimmable, Antique Bronze



5W 470 64mm, BC	5/BCSQWW	0834082	8.63	1	7.38	10+
5W 470 64mm, ES	5/ESSQWW	0834083	8.63	1	7.38	10+
7.5W 806 64mm, BC	7.5/BCSQWW	0834084	8.63	1	7.38	10+
7.5W 806 64mm, ES	7.5/ESSQWW	0834085	8.63	1	7.38	10+

Globe Shape, Dimmable, Antique Bronze



5W 470 80mm, BC	5/BCG80WW	0834086	8.63	1	7.38	10+
5W 470 80mm, ES	5/ESG80WW	0834087	8.63	1	7.38	10+
5W 470 95mm, BC	5/BCG95WW	0834088	8.63	1	7.38	10+
5W 470 95mm, ES	5/ESG95WW	0834089	8.63	1	7.38	10+
7.5W 806 125mm, BC	7.5/BCG125WW	0834090	10.37	1	8.86	10+
7.5W 806 125mm, ES	7.5/ESG125WW	0834091	10.37	1	8.86	10+

TUBES & STARTERS



LED T8 Full Glass Tubes



9W 810 2ft, CW, T8	9/2LEDCW	0698046	6.10	1	5.50	5+
22W 2050 4ft, CW, T8	22/4LEDCW	0698048	10.75	1	9.95	5+
24W 2500 5ft, CW, T8	24/5LEDCW	0698049	13.50	1	12.99	5+
28W 3000 6ft, CW, T8	28/6LEDCW	1085972	20.75	1	19.99	5+

All sizes also available in Warm White & Daylight (except 6ft, CW/Daylight only).
6ft Shatterproof & 8ft LED Tube also available - ask your branch for details.
Need to check foodsafe compatibility if using emergency fitting.

TUBES & STARTERS

T8 Triphosphor Tubes



FLU


15W 960 18", White	15/18TPW	0549877	4.46	1	3.87	25+
18W 1350 2ft, White	18/2TPW	0549934	1.96	1	1.79	25+
18W 1350 2ft, Cool White	18/2TPCW	0549935	1.96	1	1.79	25+
18W 1350 2ft, Daylight	18/2TPDL	0549936	1.96	1	1.79	25+
30W 2400 3ft, White	30/3TPW	0549933	3.43	1	3.10	25+
36W 3350 4ft, White	36/4TPW	0549937	2.68	1	2.43	25+
36W 3350 4ft, Cool White	36/4TPCW	0549938	2.68	1	2.43	25+
36W 3350 4ft, Daylight	36/4TPDL	0549939	2.68	1	2.43	25+
58W 5200 5ft, White	58/5TPW	0549940	3.29	1	2.97	25+
58W 5200 5ft, Cool White	58/5TPCW	0549941	3.29	1	2.97	25+
58W 5200 5ft, Daylight	58/5TPDL	0549942	3.29	1	2.97	25+
70W 6300 6ft, White	70/6TPW	0549943	5.78	1	5.31	25+
70W 6300 6ft, Cool White	70/6TPCW	0549944	5.78	1	5.31	25+
70W 5800 6ft, Daylight	70/6TPDL	0549945	5.78	1	5.31	25+



FLU

T9 Circular Tubes


40W 3450 Circular, White	40/CIRTPWW	0549931	13.45	1		
60W 4050 Circular, White	60/CIRTPWW	0549932	13.56	1		



FLU


T5 Halophosphate Tubes

6W 260 9", White	6/9W	0549838	1.27	1	1.10	
8W 380 12", White	8/12W	0549837	1.27	1	1.10	
13W 800 21", White	13/21W	0549840	1.63	1	1.42	



LED Double Ended Strip Lamps

3.5W 300 221mm, Opal	3.5W/DET221	0935431	8.10	1		
6W 500 284mm, Opal	6W/DET284	0935432	8.88	1		



Starters

4 - 65W Starter	FSU	0549092	0.69	1	0.44	10+
4 - 22W Starter	FS2	0549095	0.94	1	0.75	10+
70 - 125W Starter	FS125	0549101	1.97	1	1.52	10+
4 - 125W Electronic Starter	NEFS600	0552357	3.61	1	3.22	10+





2D LAMPS



LED 2D Retrofit Lamp

- Quickly replace fluorescent DD lamps with little or no rewiring
- Long life of 30,000h
- Optional 10% dimming corridor function
- Emergency Module
- Compatible with Kosnic LED DD lamps
- 3 hours rated duration
- Supplied with internal battery and all necessary leads and connectors



12W 1320 4 Pin	SKLED12STD/4P-W40	0893943	20.43	1	18.25	10+
12W 1200 4 Pin	SKLED12CRD/4P-W40	0893944	40.57	1	36.22	10+
LED Emergency Module	SKTC27EME-DD	0893945	36.88	1	33.54	10+



2D Retrofit Lamps

- Energy saving LED 2D Retrofit for direct replacement into most 2D fittings with little or no rewiring
- 40,000hr life
 - 50,000 switching cycles
 - 835 - 3500K white colour



2D Retrofit Lamps

8W 16W equivalent	8W/2D2PIN	1072467	7.74	1		
8W 16W equivalent	8W/2D4PIN	1072468	7.74	1		
16W 26W equivalent	16W/2D4PIN	1072469	9.99	1		



2D Lamps · 10,000 hr life, 3500K


16W 1050 2 Pin	CLC16W2PIN	0549903	2.85	1	2.73	10+
16W 1050 4 Pin	CLC16W4PIN	0549904	2.85	1	2.73	10+
28W 2050 2 Pin	CLC28W2PIN	0549923	3.30	1	3.01	10+
28W 2050 4 Pin	CLC28W4PIN	0549924	3.30	1	3.01	10+
38W 2700 4 Pin	CLC38W4PIN	0549926	3.34	1	3.09	10+

PL LAMPS



25W 2700 PLL Retrofit CW	25W/PLLCW	0935437	19.13	1	17.07	10+
8W 650 PLC Retrofit CW	8W/PLCCW	0967163	10.69	1	9.54	10+
12W 1020 PLC Retrofit CW	12W/PLCCW	0967164	12.10	1	10.79	10+

PL LAMPS




9W 600 PLS 2 Pin White	CLS9SW	0549848	1.81	1	1.57	10+
9W 600 PLS 2 Pin CW	CLS9SCW	0549846	1.81	1	1.57	10+
11W 830 PLS 2 Pin CW	CLS11SCW	0549847	1.81	1	1.57	10+
13W 900 D Type 2 Pin CW	CLD13SCW	0549865	3.78	1	3.28	10+
18W 1200 D Type 2 Pin W	CLD18SW	0549871	3.78	1	3.28	10+
18W 1200 D Type 2 Pin CW	CLD18SCW	0549864	3.78	1	3.28	10+
26W 1710 D Type 2 Pin W	CLD26SW	0549869	3.78	1	3.28	10+
26W 1710 D Type 2 Pin CW	CLD26SCW	0549870	3.78	1	3.28	10+
13W 900 DE Type 4 Pin W	CLDE13SW	0549868	3.78	1	3.28	10+
18W 1200 DE Type 4 Pin W	CLDE18SW	0549867	3.78	1	3.28	10+
26W 1710 DE Type 4 Pin W	CLDE26SW	0549866	3.78	1	3.28	10+
40W 3320 PLL 4 Pin CW	CLL40SCW	0549968	4.95	1	4.29	10+
55W 4510 PLL 4 Pin CW	CLL55SCW	0549970	5.09	1	4.32	10+

COMMERCIAL & DISCHARGE LAMPS



Commercial LED COB Lamps

- 50,000hr life
- Beam angle: 360°
- IP20
- Ambient temperature: -20°C to 50°C
- CRI: 80Ra
- Lamp efficacy: 110lm/W



20W ES LED 6000k 2200lm	SPLRTF074	0009235	23.25	1		
30W ES LED 6000k 3300lm	SPLRTF075	0009236	38.33	1		
40W ES LED 6000k 4400lm	SPLRTF076	0009237	41.45	1		
60W ES LED 6000k 6600lm	SPLRTF077	0009238	50.73	1		
80W GES LED 6000k 8800lm	SPLRTF078	0009239	78.55	1		
100W GES LED 6000k 11000lm	SPLRTF079	0009240	81.47	1		



SonEI Elliptical High Pressure Sodium

70W 6270 With Ignitor	70/SONEIHO	0623920	8.99	1		
-----------------------	------------	---------	------	---	--	--



Metal Halide Double Ended

70W 5200 HQI, White	HQITS70/W	0549980	10.25	1		
150W 11250 HQI, White	HQITS150/W	0549981	10.25	1		
150W 11250 HQI, Neutral	HQITS150/N	0549979	10.25	1		

Tubular GES Metal Halide



250W 21500 HQI/Son-in-1	HQI250DUAL	0549987	20.32	1		
400W 41000 HQI/Son-in-1	HQI400DUAL	0549986	20.32	1		

CAN'T SEE WHAT YOU'RE LOOKING FOR? JUST ASK YOUR LOCAL BRANCH, WE THINK WE CAN FIND WHATEVER YOU NEED!



Heating & Ventilation

4 IN QUIET FAN + TIMER



- Decibel Level of ONLY 16dB(A) at 3m
- An impressive extraction rate of 75m³/hr
- Low energy motor with a maximum consumption of 7 Watts
- Complete with integral backdraught shutters
- High quality, long life motors continuously rated and warranted for a minimum of 30,000 hours or 3 years



**ONLY
£40.98
EACH**

SSF4T 1219762

See page 90

DESIGNA 1KW LOT20 ALUMINIUM RADIATOR



- 7 day integrated timer
- Colour changing LCD display
- Touch sensitive controls
- 100% Efficiency
- Energy-saving technologies such as Adaptive Start and Open Window Detection



**ONLY
£273.66
EACH**

DESAR100 1169530

See page 97

GREAT AVAILABILITY AND VALUE ON EVERYDAY ELECTRICALS

REDRING SHOWERS



8.5kw Pure Shower

Available in 8.5, 9.5 & 10.5kW

- ✓ 3 year Warranty
 - ✓ Push Button Start/Stop
 - ✗ Phased Shutdown
 - ✗ Audible Alerts
 - ✓ Multi 4 Water Connectivity
 - ✓ Multi 3 Electrical Connectivity
 - ✗ Digital Temperature Display
 - ✓ 1 Bar Min Water Pressure
- 1 Showerhead Spray Pattern

8.5kw Glow Shower

Available in 8.5, 9.5 & 10.5kW

- ✓ 3 year Warranty
 - ✓ Push Button Start/Stop
 - ✓ Phased Shutdown
 - ✗ Audible Alerts
 - ✓ Multi 4 Water Connectivity
 - ✓ Multi 3 Electrical Connectivity
 - ✓ Digital Temperature Display
 - ✓ 1 Bar Min Water Pressure
- 5 Showerhead Spray Pattern

Glow Thermostatic Shower

Available in 8.5, 9.5kW

- ✓ 3 year Warranty
 - ✓ Push Button Start/Stop
 - ✓ Phased Shutdown
 - ✓ Audible Alerts
 - ✓ Multi 4 Water Connectivity
 - ✓ Multi 3 Electrical Connectivity
 - ✓ Digital Temperature Display
 - ✓ 1 Bar Min Water Pressure
- 5 Showerhead Spray Pattern

All Redring Showers are supplied with an onsite warranty!



**ONLY
£49.99
EACH**

PURE8.5 2501008376



**ONLY
£129.99
EACH**

GLOW8.5 2501008383



**ONLY
£214.61
EACH**

RGS8T 2501142135





Use this simple formula to convert from m³/hr to ltr/sec: Divide the m³/hr measurement by 3.6

cm/hr	70	80	90	100	110	120	130	140	150	200	250	300	350
ltr/sec	19.44	22.22	25.00	27.78	30.56	33.33	36.11	38.89	41.67	55.56	69.44	83.33	97.22

What the regulations say:

	Toilet/sanitary accommodation	6 l/sec (22m³/hr)
	Bathroom/shower room	15 l/sec (54m³/hr)
	Kitchen adjacent to hob	30 l/sec (108m³/hr)
	Kitchen without cooker hood	60 l/sec (216m³/hr)
	Utility room	30 l/sec (108m³/hr)

Building Regulations Approved Document F:

Ventilation (2010 Edition), stipulates the provision of adequate mechanical ventilation rates in non-habitable rooms such as toilets, bathrooms, shower rooms, kitchens and utility rooms in domestic dwellings.

Once you have chosen the correct size fan as far as the performance requirements are concerned, it's then important to pick the correct fan for the correct application.



Axial Fans:

These fans are perfect where you are ducting the fan straight through the wall or on a small length of ducting up to 1 metre.



Centrifugal Fans:

A centrifugal fan is ideal where you need ducting in excess of 1 metre up to 3 metres in length.



Inline Axial Fans:

Our standard Inline fans are ideal where you can fit the fans remotely and will perform up to a maximum 1.5 metres in ducting.



Inline Mixflo/Centrifugal Fans:

When you need to extract over a distance greater than 3m these fans should be used to ensure adequate performance is achieved.

4" FANS

4" Axial Fans

- 85m³/hr
- Noise level: 41dB(A)
- IP44 (pullcord model IP24)
- Timer adjustable from 1-45 mins
- Complies with building regs



4" Extra Low Voltage Fans + Transformer

- 85m³/hr
- Noise level: 41dB(A)
- IP44
- Totally safe ventilation for Zone 1 areas



4" Axial Fans				
4" IP24 Fan + Pullcord (85m ³ /hr)	SF4N	0549525	11.55	1
4" IP44 Fan + Timer (85m ³ /hr)	SF4TN	0549526	12.24	1 11.22 3+
4" IP44 Fan + Humidistat (85m ³ /hr)	SF4HSN	0551394	42.25	1 39.63 3+
4" IP44 Fan + Shutter + Timer (85m ³ /hr)	SF4ESTN	0551392	41.62	1 38.67 3+
4" Window Fan + Pullcord + Internal Shutters	SF4ESPWN	0551392	41.62	1 38.67 3+

4" Extra Low Voltage Fans + Transformer				
4" SELV Fan (85m ³ /hr)	LVSF4N	0551389	39.81	1 36.77 3+
4" SELV Fan + Timer (85m ³ /hr)	LVSF4TN	0551398	49.41	1 46.29 3+
4" SELV Humidistat Fan (85m ³ /hr)	LVSF4HSN	0551403	73.62	1

Punto 4" Fans

- Airflow 90m³/h
- Noise level 37.5db
- IPX4
- Timer 3-20min Adjustable
- Complies to Part F



Punto 4" Low Voltage Fans

- Airflow 90m³/h
- Noise level 37.5db
- IPX4
- Timer 3-20min Adjustable
- Complies to Part F



Punto 4" Fans				
M100/4 4" Fan with pull cord	D11641	1219904	18.09	1
M100/4 4" Fan & Timer	D11211	1219905	12.75	1
M100/4 4" Fan humidistat and timer	D11603	1219906	43.24	1
M100/4 4" Fan with Auto Shutters & Timer	D11231	1219907	35.65	1

Punto 4" Low Voltage Fans				
4" Low Voltage Fan (requires transformer)	D11203	1219910	17.00	1
Transformer for 11203 with Pull Cord	D22152	1219911	22.95	1
Transformer for 11203 with timer	D22151	1219912	31.10	1
Transformer for 11203 with timer & humidistat	D22157	1219913	53.03	1

4" ICON Fans

- 76m³/hr (ICONECO15)
- 118m³/hr (ICON30)
- Noise level: 35dB(A)
- IPX4



4" Axial Fans

- 76m³/hr
- Noise level: 35dB(A)
- IPX5 (except DX100PIR IPX4)
- BEAB approved



4" ICON Fans				
4" IPX4 Eco Fan (67m ³ /hr)	ICONECO15	0393034	51.05	1 48.16 2+
4" Utility Fan (118m ³ /hr)	ICON30	0151802	101.28	1 95.55 2+
ICON Pull Cord Module	PCM	0151812	13.02	1 12.28 2+
ICON Timer Module	TM	0151813	13.89	1 13.10 2+
ICON Timer/Humidistat Pull Cord Module	HTM	0592478	36.00	1 33.96 2+

4" Axial Fans				
4" Window Fan + Pullcord + Internal Shutters	DX100	0079981	27.51	1
4" Wall Fan + Timer + Mount Kit (76m ³ /hr)	DX100T	0079990	35.84	1



TRUSTED BRANDS AVAILABLE



4" FANS

4" Quiet Fans

- 75m³/hr
- Noise level: 27dB(A)
- IP44 (pullcord model IP24)
- Complies with both Part F & L
- 60% quieter and 75% more efficient than Steeple equivalent



4" Silent Fan

- Decibel Level of ONLY 16dB(A) at 3m
- An impressive extraction rate of 75m³/hr
- Low energy motor with a maximum consumption of 7 Watts
- Complete with integral backdraught shutters
- High quality, long life motors continuously rated and warranted for a minimum of 30,000 hours or 3 years



4" Silent Fan

4" Silent Conceal Fan	SSF4	1219761	37.44	1
4" Silent Conceal Fan with Timer	SSF4T	1219762	40.98	1

4" Continuum Fans

- Continuous running axial fan
- Trickle = 8 l/s, Boost = 15l/s
- Noise level: 15dB(A)
- IPX4
- Only 3.5W on trickle
- Modern design, flat, tile-like front cover
- Complies with both Part F & L
- 60% quieter and 75% more efficient than Steeple equivalent



4" Continuum Fans

4" IPX4 Continuum Fan + Timer (54m ³ /hr)	CRA100T	0805965	91.26	1
--	---------	---------	--------------	---

4" Quiet Fan IPX5 range

IPX5 compliant. IEE Regulations (UK) allow for IX5 240V fans to be installed into zone 1 without the need for low voltage transformer, making this comprehensive range ideal for bathrooms and toilets



4" Silent Fans

- 75m³/hr (54m³/hr low speed)
- Noise level: 16dB(A)
- IP44
- Complies with both Part F & L



4" Silent Fans

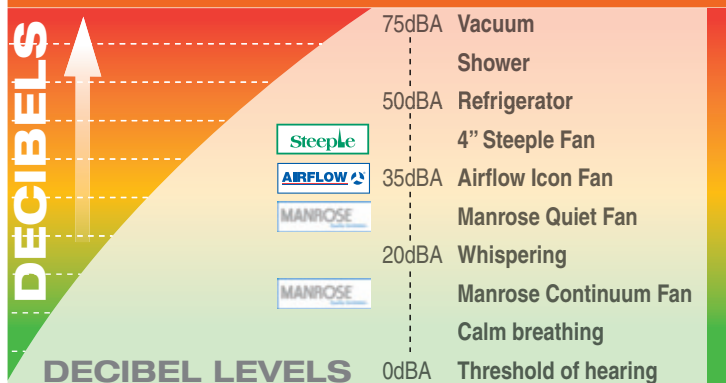
4" Silent Fan - Standard (75m ³ /hr)	VASF100B	0423137	57.50	1	54.22	3+
4" Silent Fan + Timer (75m ³ /hr)	VASF100T	0423155	69.90	1	66.01	3+

Punto 4" Quiet Fans

- Airflow 90m³/h
- Noise level 26.9db
- IP45
- Timer 3-20min Adjustable
- Complies to Part F



HOW MANY DECIBELS? HERE'S A SIMPLE GUIDE



Punto 4" Quiet Fans

4" Quiet Fan + Timer	D11314	1219908	32.55	1
4" Quiet Fan with Timer & Humidistat	D11262	1219909	81.59	1

4" Mayfair Fan

- 79m³/hr
- Noise level: 38.8dB(A)
- IP21



4" Mayfair Fan

4" Single Speed Fan + Timer (79m ³ /hr)	MAY202B	0022692	214.78	1
--	---------	---------	---------------	---





5" FANS

5" Axial Fans

- 131m³/hr
- Noise level: 41dB(A)
- IPX4
- Suitable for utility rooms



5" Axial Fans

5" IPX4 Axial Fan (131m ³ /hr)	SF5N	0551386	22.29	1	20.80	3+
5" IPX4 Axial Fan + Timer (131m ³ /hr)	SF5TN	0551388	28.46	1	26.56	3+

6" FANS

6" Axial Fans

- 230m³/hr
- Noise level: 40dB(A)
- IP44
- Suitable for kitchens



6" Axial Fans

6" IP44 Fan (230m ³ /hr)	SF6N	0551390	32.90	1	32.09	3+
6" IP44 Fan + Pullcord (230m ³ /hr)	SF6PN	0551391	37.33	1	35.85	3+
6" IP44 Fan + Timer (230m ³ /hr)	SF6TN	0551355	37.99	1		
6" IP44 Fan + Shutter + Timer (230m ³ /hr)	SF6ESTN	0551395	46.05	1	43.74	3+
6" IP44 Fan + Humidistat (230m ³ /hr)	SF6HSN	0551402	45.48	1	43.87	3+
6" IP44 Window/Wall Fan + Pullcord (230m ³ /hr)	SF6ASWN	0551400	52.42	1	50.56	3+

6" Icon Kitchen Fan

- 260m³/hr max
- Noise level: 44.6dB(A)
- IPX4



6" Axial Fans

6" IPX4 Icon Kitchen Fan (260m ³ /hr)	ICON60	0151803	106.95	1		
--	--------	---------	---------------	---	--	--

Punto M150/6 6" Kitchen Fans

- Airflow 335m³/h
- Noise level 46db
- IPX4
- Timer 3-20min
- Complies to Part F



Punto M150/6 6" Kitchen Fans

M150/6 6" Kitchen Fan	D11401	1219914	35.71	1		
M150/6 6" Kitchen Fan with pull cord	D11851	1219915	36.73	1		
M150/6 6" Kitchen Fan with Timer	D11411	1219916	39.47	1		
6" Kitchen Fan with Timer and Humidistat	D11693	1219917	61.19	1		
M150/6 6" Kitchen Fan with Auto Shutters	D11431	1219918	52.78	1		

9" AND 12" FANS

9" Axial Fan

- 668m³/hr
- Noise level: 50dB(A)
- IP44



12" Axial Fan

- 1100m³/hr
- Noise level: 60dB(A)
- IP44



9" AND 12" FANS

9" IP44 Axial Commercial Fan* (668m ³ /hr)	SF9N	0551406	144.28	1		
12" IP44 Axial Commercial Fan* (1100m ³ /hr)*	SF12N	0551354	225.65	1		
Wall Mounting Kit for SF9N	1291	0552203	26.32	1		
Wall Mounting Kit for SF12N	1292	0552204	32.99	1		
Controller for SF9N & SF12N	SFC	0551356	48.45	1		

* Wall mounting kit required, see below

4" CENTRIFUGAL FANS

4" Centrifugal Fan

- 90m³/hr
- Noise level: 42dB(A)
- IP44
- Designed to move air over longer distances



4" Centrifugal Fan

4" IP44 Fan + Humidistat (85m ³ /hr)	CENTRFANTN	0551397	37.67	1	35.54	3+
---	------------	---------	--------------	---	--------------	----

4" Centrifugal Fan

- 111m³/hr
- Noise level: 58dB(A)
- IPX4



4" Centrifugal Fan

4" New Style Centrifugal Fan (111m ³ /hr)	01	0000618	97.26	1	91.75	3+
--	----	---------	--------------	---	--------------	----

4" Centrifugal Fan

- Airflow 70m²/h
- Noise level 40db
- IPX4
- Timer 3-20min
- Complies to Part F



4" Centrifugal Fan

Ariett 4" Centrifugal Fan + Timer	D11976	1219919	31.67	1		
-----------------------------------	--------	---------	--------------	---	--	--

COOKER HOODS



WE HAVE A WIDE RANGE OF COOKER HOOD DESIGNS AVAILABLE TO ORDER. Ask your branch FOR FURTHER DETAILS!



INLINE FANS

4" Axial Fans 4" IP44 Shower Fans

- 85m³/hr
- Noise level: 41dB(A)
- IP44
- Inline installation for remote locations



4" IP44 LED Shower Fan Light Kit

- 85m³/hr
- Noise level: 40dB(A)
- IP44
- Complies with both Part F & L
- Inline axial fan
- Low 3W LED MR16 lamp



4" Axial Fans 4" IP44 Shower Fans

4" IP44 Shower Fan (85m ³ /hr)	SDUCTFN	0551384	28.84	1	26.74	3+
4" IP44 Shower Fan + Timer (85m ³ /hr)	SDUCTFTN	0551387	33.43	1	32.20	2+

4" IP44 LED Shower Fan Light Kit

4" IP44 LED Shower Fan Light Kit (85m ³ /hr) - includes: LED Driver, 1x length ducting, External Wall Grille, Fixing Screws, plugs & straps, 2x bezels	TFANLITLED	0606750	63.77	1	58.28	2+
---	------------	---------	--------------	---	--------------	----

4" Centrifugal Inline LED Shower Fan

- 110m³/hr
- Noise level: 45dB(A)
- IP44
- Low 3W LED MR16 lamp



4" Centrifugal Inline LED Shower Fan

4" Inline LED Showerlite Kit (110m ³ /hr)	TCFLITLED	0852037	81.51	1		
--	-----------	---------	--------------	---	--	--

4" Inline Centrifugal Duct Fans

- 110m³/hr
- Noise level: 45dB(A)
- IP44
- High pressure over longer lengths of ducting



4" Inline Centrifugal Duct Fans

4" Inline Centrifugal Duct Fan (110m ³ /hr)	SM50S	0636999	33.50	1	29.50	3+
4" Inline Centrifugal Duct Fan + Timer (110m ³ /hr)	SM50T	0637000	34.90	1	32.50	3+

4" Mixflo Fans

- 244.8m³/hr (high speed)
- Noise level: 24dB(A)
- IPX4
- BEAB approved
- Complies with part F&L
- 3 speed options
- ERP compliant




4" Mixflo Fans

4" Mixflo Fan (244.8m ³ /hr)	SMF100S	0549517	52.42	1	51.35	3+
4" Mixflo Fan + Timer (244.8m ³ /hr)	SMF100T	0549520	54.56	1	52.42	3+

4" Lineo Duct Fans

- 255m³/hr
- Noise level: 39.4dB(A)
- IP44



4" Lineo Duct Fans

4" Duct Fan (255m ³ /hr)	DLIN100	0576532	56.90	1	54.99	2+
4" Duct Fan+ Timer (255m ³ /hr)	DLIN100T	0576533	63.75	1	58.65	2+

6" Inline Duct Fans

- 550m³/hr max
- Noise level: 50.5dB(A)
- IP44



6" Inline Duct Fans

6" Lineo Duct Fan (550m ³ /hr - max.)	DLIN150	0853507	69.50	1	67.45	2+
6" Lineo Duct Fan + Timer (550m ³ /hr - max.)	DLIN150T	0853508	75.17	1	74.15	2+

VENTILATION ACCESSORIES

Doorswitch



Doorswitch

Doorswitch	DXS63W	0551163	5.97	1		
------------	--------	---------	-------------	---	--	--

Light Grilles



Light Grilles

4" IP44 LED Light Diffuser (includes: LED Driver, fitted LED lamp, grille + 2x bezels: white/chrome)	LEDLITEGRILL	0874282	32.09	1	29.93	3+
--	--------------	---------	--------------	---	--------------	----

4" Ducting



4" Ducting

A. 4" x 3m PVC Ducting	SD4/3N	0549493	5.39	1		
B. 4" x 10m PVC Ducting	SD4/10N	0549496	14.99	1		
C. 4" x 45m PVC Ducting	SD4/45N	0549509	35.00	1		
D. 4" x 10m Insulated Ducting	SD10M/INS	0549507	29.99	1		
E. 4" x 3m Aluminium Ducting	1010	0081341	20.89	1		

5" Ducting

5" x 3m PVC Ducting	SD5/3N	0549494	8.51	1		
---------------------	--------	---------	-------------	---	--	--

6" Ducting


6" x 3m PVC Ducting	SD6/3N	0549495	9.24	1		
---------------------	--------	---------	-------------	---	--	--






VENTILATION ACCESSORIES

4" Fan Duct Accessories




4" Fan Duct Accessories				
A.	100mm PVC Duct x 350mm	41350	0036551	3.21 1
B.	100mm PVC Duct x 1m	41900	0036564	8.85 1
C.	100mm PVC Duct x 2m	42000	0183670	17.47 1
D.	100mm 90° Bend	44900	0168924	3.98 1
E.	100mm T Piece for Rigid Ducting	44920	0168922	6.12 1
F.	Round to Rectangular 90° Bend	SFD300	0792493	3.36 1
G.	100mm Condensation Trap	1440	0039766	19.46 1
H.	5" to 4" Reducer	54119	0168933	3.50 1
I.	6" to 5" Reducer	65118	0168944	3.55 1
J.	Delux Quick Fit Wall Kit - White Grille	DHRIWKW	0964441	22.47 1
K.	Delux Quick Fit Wall Kit - Black Grille	DHRIWKB	0964442	22.47 1
L.	Delux Quick Fit Wall Kit c/w Back Draught Shutter White	DHRIWKWS	0964443	26.92 1
M.	Delux Quick Fit Wall Kit c/w Back Draught Shutter Brown	DHRIWKBS	0964444	26.92 1

FLAT DUCTING AND ACCESSORIES AVAILABLE - ASK YOUR BRANCH!




Flat Ducting				
A.	110 x 54mm 1.5m length Flat Ducting	SFD150	0792491	6.44 1
B.	Female Airbrick Adaptor	SFD770	0792497	3.20 1
C.	Female to 100mm Round Connector	SFD701	0792496	3.36 1
D.	90° Female Horizontal Bend	SFD500	0792494	3.01 1
E.	90° Female Vertical Bend	SFD600	0792495	2.65 1
F.	Flat Duct Female Connector	SFD200	0792492	1.29 1
G.	Flat Duct Fixing Bracket	SFD220	0792498	0.68 1

4" Fan Accessories




4" Fan Accessories				
A.	4" Backdraught Shutter White	SBDRAUGH4N	0551368	6.36 1
B.	4" Gravity Shutter Terracotta	SG4/TERN	0551361	3.25 1
C.	4" Gravity Shutter White	SG4N	0551365	3.25 1
D.	4" Gravity Shutter Brown	SG4/BROWNN	0551366	3.25 1
E.	4" Gravity Shutter Black	SG4/BLN	0591201	3.77 1
F.	4" Grille White	SGRIL4/WHN	0551364	3.25 1
G.	4" Fixed Grille Terracotta	SGRIL4/TEN	0551363	3.25 1
H.	4" Fixed Grille Brown	SGRIL4/BRN	0551362	3.25 1
I.	4" Fixed Grille Black	SGRIL4/BLN	0563873	3.25 1
J.	4" Wall Cowl White	SCOVER4WHN	0551367	4.54 1
K.	4" Circular Grille White	SCRIVENT4N	0551379	5.30 1
L.	4" Grille White	SGRILCIR/C	0551381	10.88 1
M.	4" Grille Chrome	FANCOVERCN	0551378	8.71 1
N.	4" Duct Connector	SDUCTCON4N	0551360	3.25 1
O.	4" Plastic 'Y' Duct Piece	SYPIECEN	0551382	2.80 1

5" Fan Accessories



5" Fan Accessories				
A.	5" Gravity Shutter White	SG5/WHN	0551371	9.02 1
B.	5" Grille White	SGRIL5/WHN	0551374	9.02 1
C.	5" Gravity Shutter Brown	SG5/BRN	0551369	9.02 1
D.	5" Grille Brown	SGRIL5/BRN	0551372	9.02 1

6" Fan Accessories



6" Fan Accessories				
A.	6" Gravity Shutter White	SG6N	0551375	7.82
B.	6" Gravity Shutter Brown	SG6/BRN	0582345	7.82
C.	6" Fixed Grille Brown	SGRIL6/BRN	0582344	7.82
D.	6" Gravity Shutter Terracotta	SG6/TERN	0551380	7.82
E.	6" Fixed Grille Terracotta	SGRIL6/TEN	0551376	7.82
F.	VENTILATION ACCESSORIES	SGRIL6/WHN	0551377	7.82



WHOLE HOUSE VENTILATION

3 Speed AC Whole House Ventilation Unit

- Up to 500m³/hr
- Noise level: 48dB(A)
- Can extract from up to 5 wet rooms simultaneously



3 Speed AC Whole House Ventilation Unit

ManiVent Whole House Ventilation System (240m ³ /hr low, 362m ³ /hr med, 500m ³ /hr high)	MANI3000	0292904	144.63	1
--	----------	---------	---------------	---

Centralised Continuous Ventilation Unit

- 385m³/hr
- Noise level: 32dB(A)
- Universal unit - between 2 & 5 bath/shower/utility rooms
- Unit c/w 2x 80mm spigots
- Now includes controller



PENTA House Ventilation System

Centralised Continuous Ventilation Unit (PENTA accessories and ducting sold separately)	12103	1180273	128.17	1
Spare PENTA 30m ³ Spigot	22325	0205694	10.65	1
10m 80mm Aluminium Ducting	46531	0065371	23.98	1

POSITIVE PRESSURE UNITS

Positive Pressure Units

- Flat Unit 129.6m³/hr
- Loft Unit 226.8m³/hr
- Noise level: 32dB(A)
- Brings fresh filtered air continuously into property, reducing condensation



Positive Pressure Units

Flat Unit (129.6m ³ /hr)	SMPPS/F	0631690	343.64	1
Loft Unit (226.8m ³ /hr)	SMPPS/L/H	0631691	343.64	1

HEAT RECOVERY

Whole House Heat Recovery Unit

- Weights only 24kg
- Tool free filter access
- Accessible condensate connection
- External controllers and sensors available
- Vertical or horizontal duct connections
- Up to 94% heat recovery



Whole House Heat Recovery Unit

Low Watt Whole House Heat Recovery Unit (Left Handed)	HR6000PL	1095378	1403.58	1
Low Watt Whole House Heat Recovery Unit (Right Handed)	HR6000PR	1095379	1403.58	1

Whole House Heat Recovery System

- 280m³/hr
- Noise level: 31dB(A)
- Provides powerful extraction while still maintaining 91% heat recovery



Whole House Heat Recovery System

Low Watt Whole House Heat Recovery System	MANHR4500DC	0337023	1103.54	1
---	-------------	---------	----------------	---

UNDERFLOOR HEATING

Classic Heating Mats

Ideal for refurbishment projects in existing dwellings or in new-build extension projects, either as direct floor heating or as floor storage heating. 0.5m wide.



150W/m² for Concrete Floors

1.0m ² Area, 150W Heating Load	150MH1.0	0643173	40.59	1
1.5m ² Area, 225W Heating Load	150MH1.5	0643175	46.35	1
2.0m ² Area, 300W Heating Load	150MH2.0	0643176	54.58	1
3.0m ² Area, 450W Heating Load	150MH3.0	0643177	72.11	1
4.0m ² Area, 600W Heating Load	150MH4.0	0779075	101.97	1
5.0m ² Area, 750W Heating Load	150MH5.0	0779076	123.59	1
10.0m ² Area, 1500W Heating Load	150MH10.0	0779077	216.28	1

200W/m² for Concrete Floors & High Heat Loss Areas

1.0m ² Area, 200W Heating Load	200MH1.0	0643178	39.35	1
2.0m ² Area, 400W Heating Load	200MH2.0	0643179	68.17	1
3.0m ² Area, 600W Heating Load	200MH3.0	0643180	93.44	1
5.0m ² Area, 1000W Heating Load	200MH5.0	0643174	141.41	1
10.0m ² Area, 2000W Heating Load	200MH10.0	1009834	306.53	1

THERMOSTATS

Easy to use floor sensing thermostat packed with innovative features to optimise comfort and minimise running costs. 'MyHeat Touch' is compatible with various sensors, not only MyHeat.




Thermostats

'MyHeat Touch' Thermostat	MH3500W	0643168	70.04	1
*White (W), Black (B), Silver (S)				
15A Analogue Thermostat	MH3131	0643169	45.33	1
16A Fully Programmable Thermostat & Programmer	MH3232	0643170	55.62	1

THERMAL INSULATION

Thermal insulation must be laid before installing radiant underfloor heating system.



Thermal Insulation

6mm thick Backer Board, 1250 x 600mm (Area 0.75m ²)	MHTBB06	0643171	11.84	1
10mm thick Backer Board, 1250 x 600mm (Area 0.75m ²)	MHTBB10	0643172	11.84	1

MIRROR DE-MISTERS

The simple solution to a misted up mirror! Installed behind your mirror and connected to the bathroom lighting circuit you can view a clear mirror even if the bathroom is full of steam. Will fit on most types of mirror.



Mirror De-Misters

252 x 274mm 12.5W De-mister	MH1306	0550869	19.84	1
574 x 274mm 25W De-mister	MH1307	0550870	24.41	1
519 x 524mm 50W De-mister	MH1308	0550871	29.00	1
1004 x 524mm 100W De-mister	MH1309	0550872	38.14	1





TRUSTED BRANDS AVAILABLE



Also Available:

Cable Kits: Offers the versatility of a choice of cable spacing to provide the appropriate power rating and suits rooms with irregular floor areas where a heating mat might be awkward to lay. Don't forget to choose your stat!

Radiant Heating Film: The modern and easy way to install comfortable floor heating systems that last for decades, requires no maintenance and provides significantly lower running costs than alternative heating systems.

ASK YOUR BRANCH FOR MORE INFORMATION

We have various options available, so whatever your underfloor heating needs, we have the solution that's right for you!

CONVECTOR HEATERS



2kW Convector Heaters



while stocks last

2kW Convector Heaters

Standard	DCONNECTSTD	1009818	22.35	1	21.56	3+
Standard with Timer	DCONNECTTIM	1009819	26.98	1	25.99	3+
Turbo	DCONNECTFAN	1009820	28.16	1	27.18	3+
Standard	HCONH	0823558	19.05	1		

OIL FILLED RADIATORS



- Integral cable and plug storage facility
- Fitted with 1.5m flex and plug top
- Power indicator light
- Multi-directional castors



OIL FILLED RADIATORS

1.5kW	DOILH157	1009821	41.40	1	37.69	3+
2kW	DOILH211	1009822	38.90	1		
2kW with Timer	DOILH211TIM	1009823	51.75	1	48.50	3+

FAN HEATERS



2kW Downflow Heaters

2kW Downflow Heaters

1-2kW	DFH2KW	1123231	32.05	1	28.95	3+
-------	--------	---------	-------	---	-------	----



Downflow Heater

Downflow Heater

Heater with 30min run-back timer

SFX20VE	1145665	39.98	1		
---------	---------	-------	---	--	--



Fan Heater

Fan Heater

2kW Fan Heater	FH201	0667679	13.52	1	11.90	3+
----------------	-------	---------	-------	---	-------	----

TOWEL RAILS



Curved Ladder Style Towel Rail

Dimensions in mm: 860 (H) x 530 (W) x 140 (WD)
Weight: 2.9kg



Curved Ladder Style Towel Rail

100W Ladder Towel Rail 860x530	AQ100LC	0967230	81.50	1
--------------------------------	---------	---------	-------	---



TR range towel rails are permanently liquid filled for maintenance free operation. No plumbing, no problems.



60W, Chrome 615(h)x530(w)x93(d)	TTRC90	0662206	93.85	1
100W, White 616(h)x533(w)x93(d)	TTRS120	0662209	71.09	1
90W Chrome 530(h) x 615(w) x 93mm(d)	TTRC130	0662207	114.97	1



S' Shape Wall Mounting Towel Rail

Dimensions in mm: 645 (H) x 500 (W) x 110 (WD)
Weight: 1.6kg



S' Shape Wall Mounting Towel Rail

Chrome finish 50W, IP21	AL50SC	0804445	36.59	1
White finish 80W, IP21	AL80SW	0804444	26.86	1

10.28 PORTABLE AIR CONDITIONER UNITS



- Floor Mounting
- Remote Control
- Domestic and commercial applications



Portable Air Conditioner 9000 BTU	AC12P	1310688	245.00	1
Portable Air Conditioner 12000 BTU	AC9P	1310689	220.00	1

PLUG-IN TIMER



- Rated 13A
- 36 On / 36 Off
- 24 Hr Timer
- Manual Override



24 Hour Plug-In Timer	SPIT24M	0979604	5.69	1
-----------------------	---------	---------	------	---



- Rated Switching: 13A (4A)
- 48 On / 48 Off
- 15 Min Increment
- Manual Override Switch



24hr Timed Socket	TS70A-C	0337968	28.43	1
-------------------	---------	---------	-------	---



Ecodesign products are compliant with Lot20 regulations. For more information ask in branch or see www.lot20.co.uk

TUBULAR HEATERS & WIRE GUARDS



Tubular Heaters with Integral Thermostat, IPX4


Ideal for applications which require safe, low-wattage background heating for localised frost protection or as window de-misters.



Tubular Heaters with Integral Thermostat, IPX4				
1ft 40W Tubular Heater	DTH1FT	0807220	13.79	1
2ft 80W Tubular Heater	DTH2FT	0807221	23.08	1
3ft 120W Tubular Heater	DTH3FT	0807222	27.09	1
4ft 160W Tubular Heater	DTH4FT	0807223	31.32	1

C. AIANO & SONS

Guards for Tubular Heaters




Guards for Tubular Heaters				
1ft Tubular Heater Guard	STG11	0795882	12.92	1
2ft Tubular Heater Guard	STG21	0795885	18.43	1
3ft Tubular Heater Guard	STG31	0795889	24.36	1
4ft Tubular Heater Guard	STG41	0795893	28.23	1

SCREEN HEATERS (OVERDOOR)



3kW Screen Heater, pre-wired with 1.25m mains cable, 1.5kw/3kw output, illuminated switch & cold air flow option. Easy installation.	DSH3WH	0551042	84.99	1
--	--------	---------	--------------	---



Overdoor Heater	AC3N	0144836	153.34	1
c/w Remote Control	AC3RN	0144837	152.71	1

LARGER HEATERS AVAILABLE TO ORDER
ASK YOUR BRANCH FOR DETAILS

FROST PROTECTION HEATER



500W Frost Protector

- Wall mounting (bracket included)
- Adjustable stat
- Pre-wired with 1.5m flex and BS plug.
- Safety Overheat temperature protection.
- For heating smaller spaces or frost protection in larger areas.
- IPX0 rated
- Metal body with plastic end caps



500W Frost Protector				
500W Frost Protector	SPW500Z	1139196	24.98	1



Plinth Heater (Brown/White & Stainless Steel Fascias)



Plinth Heater (Brown/White & Stainless Steel Fascias)				
2.4kW	DPFH2400	0551044	101.04	1 96.24 3+

PATIO HEATERS



- Gold lamp
- Weatherproof for outdoor use
- Silent operation
- Stylish, lightweight aluminium construction
- Lasts an average of 7000 hours
- Wall mounted – secure bracket included
- Side reflectors for added heat output and efficiency
- Instantaneous cost effective heating



1.5kW IP24 Quartz Heater	SK1500	0874283	78.65	1
--------------------------	--------	---------	--------------	---



- Energy saving
- Low running costs
- For permanent external installations with IPX4
- High quality aluminium construction
- Rugged design for commercial or domestic settings
- Single element 2kW halogen model with Philips element
- Adjustable wall bracket fitted as standard
- Optional fixing kit for parasol or hung mounting arrangements



1.3kW IP24 Infra-red	OPH13	0222697	103.82	1
2kW IP24 Halogen	OPH20	0222718	172.21	1

INFRARED HEATERS



- Choice of heat outputs (0.60 / 1.20kW)
- Designed to provide rapid beamed warmth
- Adjustable beam angle to direct heat where it's needed
- IP24 rated
- Pull cord operation



INFRARED HEATERS				
1.2/0.6kW WALL HEATER	IRX60/120E	1143486	47.89	1

PIPE FREEZE PROTECTION



Pipe Freeze Protection, c/w 13A plug



Pipe Freeze Protection, c/w 13A plug				
2m 20W	PPF2	0933582	51.22	1
3m 30W	PPF3	0933583	53.73	1
4m 40W	PPF4	0933584	55.38	1
6m 72W	PPF6	0933585	60.66	1
10m 136W	PPF10	0933586	71.63	1





PANEL HEATERS



- Lot 20 compliant
- Slim, compact and light design in corrosion resistant powder coated body.
- Highly efficient sheathed heating element with aluminium diffuser
- Easy to install using wall mounting bracket (pre-fitted)
- LCD digital control with adjustable thermostat & 24Hr/7Day programmable timer - moulded at rear on side
- Silent operation with instant, even flow of heat and overheat thermal safety protection cutout

Panel Heaters - LOT20

1Kw H400xW500xD85mm	PH1TIM/LCDN	1267132	79.95	1
1.5Kw H400xW640xD85mm	PH1.5TIM/LCDN	1267133	89.92	1
2Kw H400xW940xD85mm	PH2TIM/LCDN	1267134	104.95	1

PANEL HEATERS



Panel Heaters - LOT20

- Quiet, convection heating. Moves warm air quickly and evenly without a fan. High performance in a compact design.
- Digitally controlled
 - 7 day programmable
 - Open window detection
 - Slimline design
 - Frost protection

Panel Heaters - LOT20

0.75kW H430xW620xD108	DESPH075E	1096449	111.14	1	104.81	3+
1.25kW H430xW690xD108	DESPH125E	1096450	120.59	1	114.81	3+
1.5kW H430xW690xD108	DESPH150E	1096451	129.11	1	117.99	3+
2kW H430xW860xD108	DESPH200E	1096452	135.11	1	126.11	3+
3kW H430xW860xD115	DESPH300E	1096453	152.16	1	144.85	3+

ELECTRIC RADIATORS



Electric Aluminium Radiators

- 7 day integrated timer
- Colour changing LCD display
- Touch sensitive controls
- 100% Efficiency
- Energy-saving technologies such as Adaptive Start and Open Window Detection



Electric Aluminium Radiators

0.33KW Aluminium Radiator	DESAR033	1169527	188.95	1	170.06	2+
0.5KW Aluminium Radiator	DESAR050	1169528	199.50	1	179.54	2+
0.75KW Aluminium Radiator	DESAR075	1169529	239.64	1	215.66	2+
1KW Aluminium Radiator	DESAR100	1169530	273.66	1	246.29	2+
1.5KW Aluminium Radiator	DESAR150	1169531	352.80	1	317.51	2+
2KW Aluminium Radiator	DESAR200	1169532	390.60	1	351.55	2+

ELECTRIC RADIATORS



Oil Filled Designer Electric Radiators

Simple to install and easy to use these quality radiators provide the comfort of radiant and convected heat. 24hr Digital Control, White (Dimensions in mm).



Oil Filled Designer Electric Radiators

0.5KW, H580xW415xD100	RF4EPLUS	1123216	226.12	1	216.29	3+
0.75KW, H580xW575xD100	RF6EPLUS	1123188	275.06	1	264.68	3+
1KW, H580xW735xD100	RF8EPLUS	1123189	320.92	1	308.84	3+
1.25KW, H580xW895xD100	RF10EPLUS	1123190	369.37	1	356.24	3+
1.5KW, H580xW1055xD100	RF12EPLUS	1123191	421.12	1	404.71	3+
2KW, H580xW1215xD100	RF14EPLUS	1123192	470.64	1	452.18	3+



Dry Technology Designer Electric Radiators

Simple to install and easy to use these quality radiators provide the comfort of radiant and convected heat. 24hr Digital Control, White (Dimensions in mm).



Dry Technology Designer Electric Radiators

0.5KW, H580xW415xD125	RX4EPLUS	1123199	251.85	1	237.59	3+
0.75KW, H580xW575xD125	RX6EPLUS	1123200	274.18	1	258.66	3+
1KW, H580xW735xD125	RX8EPLUS	1123201	316.75	1	298.82	3+
1.25KW, H580xW895xD125	RX10EPLUS	1123202	349.93	1	330.12	3+
1.5KW, H580xW1055xD125	RX12EPLUS	1123203	382.20	1	360.57	3+
2KW, H580xW1215xD125	RX14EPLUS	1123204	422.07	1	398.18	3+

STORAGE HEATERS



- Digitally controlled
 - 7 day programmable
 - Fan assisted
 - Open window detection
 - New slimmer profile
 - 2 year Warranty
- Storage heaters use inexpensive off-peak electricity to store heat in a core of high density bricks. They release heat slowly and are designed to keep you warm for the whole day. Storage heaters use inexpensive off-peak electricity to store heat in a core of high density bricks. They release heat slowly and are designed to keep you warm for the whole day.
- NOTE: New storage heaters require a dual supply.

Auto Night Storage Heaters

0.5kW	DESE050	1096444	351.91	1	328.52	3+
0.7kW	DESE070	1096445	378.17	1	352.96	3+
1KW	DESE100	1096446	422.63	1	402.34	3+
1.25kW	DESE125	1096447	470.56	1	439.19	3+
1.5kW	DESE150	1096448	508.77	1	474.85	3+



Quantum Storage Heaters



- Stylish, compact design for unobtrusive heating
- Adapts to your requirements to save energy
- Up to 27% cheaper to run than a standard storage heater system*
- Easy-to-use controls
- Boost element to ensure heat is always available



500W Quantum	QM050RF	1219113	POA	1
700W Quantum	QM070RF	1219114	POA	1
1000W Quantum	QM100RF	1219115	POA	1
1250W Quantum	QM125RF	1219116	POA	1
1500W Quantum	QM150RF	1219117	POA	1



24 HR GENERAL PURPOSE & IMMERSION HEATER TIMERS

- Rated Switching: 16A (8A)
- 48 On / 48 Off
- Manual Override
- Voltage Free Contacts
- Not suitable for discharge lighting



Steeple

General Purpose and Immersion Heater Timer	IHTGPT01	0549406	20.67	1
General Purpose Box Mounted 24hr Timer	SBSTUZH0	0549407	21.79	1
7 Day Socket Box Timeswitch	OP-SBSDIGI	1080845	32.50	1
7 Day Socket Box Timeswitch	OP-SBSW	1080848	27.45	1

- Rated Switching: 16A (4A)
- Manual Override
- Voltage Free Contacts



TIMEGUARD
A theben Group Company

24hr Electronic Immersion Heater Timeswitch	NTT06	0534329	40.97	1
---	-------	---------	--------------	---

7 DAY GENERAL PURPOSE & IMMERSION HEATER TIMERS

- Rated Switching: 16A (8A)
- Manual Override
- Voltage Free Contacts
- Not suitable for discharge lighting



Steeple

7 Day General Purpose Timer	IHTGPTW01	0549408	26.96	1
-----------------------------	-----------	---------	--------------	---

- Rated Switching: 16A (4A)
- Manual Override
- Voltage Free Contacts



TIMEGUARD
A theben Group Company

7 Day Electronic Immersion Heater Timeswitch	NTT07	0534330	44.20	1
--	-------	---------	--------------	---

ECONOMY 7 HOT WATER CONTROLLERS

- Rated Switching: 13A
- 1 On / 1 Off
- Industry Standard Plate
- Neutral Required
- 4.5-7 Hrs
- Suitable for single and twin immersion heaters



HORSTMANN

Economy7 Immersion Heater Controller with Boost	E7/QUARTZ	0011739	65.79	1
Electronic version of E7/QUARTZ	ELECTRONI7	0011742	62.79	1

ECONOMY 7 HOT WATER CONTROLLERS

- Rated: 13A (5A)
- Neutral Required
- Up to 2 Hrs
- 15, 30, 60, 120 Min Boost Options



TIMEGUARD
A theben Group Company

2hr Electronic Boost Timer	TGBT4	0284296	25.12	1
----------------------------	-------	---------	--------------	---

TIME FUSED SPURS

- Rated Switching: 13A (6A)
- 28 On / 28 OFF
- Fits 25mm Back Box



GREEN BROOK

Time Fused Spur 7 Day	T205-C	0671091	30.50	1
-----------------------	--------	---------	--------------	---

- Rated Switching: 13A 3kW
- 4 On / 4 Off
- 500W Fluorescent Boost Facility



TIMEGUARD
A theben Group Company

Supply Master 24hr	FST24	0683194	50.21	1
Supply Master 7 Day	FST77	0683195	52.26	1

CENTRAL HEATING CONTROLLERS

- Rated Switching: 3A (1A)
- 3 On / 3 Off
- Industry Standard Plate
- Boost / Advance Options

HORSTMANN



Centaur Plus 1 channel, 24hr	C11	0043951	30.96	1
Centaur Plus 1 channel, 7 Day	C17	0043941	49.20	1
Centaur Plus 2 channel, 24hr	C21	0043942	32.45	1
Centaur Plus 2 channel, 7 day	C27	0043940	40.38	1

- Rated Switching: 3A (1A)
- 3 On / 3 Off Per Channel
- Boost / Advance Options
- 5Yr Warranty

HORSTMANN



Channel Plus 2 channel, 24hrs	H21XL	0033497	59.06	1
Channel Plus 2 channel, 7 day	H27XL	0033496	61.95	1
Channel Plus 3 channel, 7 day	H37XL	0033495	110.31	1
Channel Plus 4 channel, 7 day	H47XL	0202073	149.30	1

- Rated: 5A
- 10 Terminals
- Multiple Breakouts
- Warning Label on cover



BRITISH BG GENERAL

Central Heating Connection Unit	BG906	0003587	6.90	1
Wago Wiring Centre	60362958	1147673	12.20	1

CONVENTIONAL THERMOSTATS

- Rated Switching: 16A (4A)
- Temperature Range: 10 to 30°C
- No Neutral Required



Steeple

Room Thermostat	ROOMSTAT	0549404	8.71	1
-----------------	----------	---------	-------------	---





FROST THERMOSTAT

- Rated Switching: 16A (4A)
- Temperature Range: -5 to 10°C
- No Neutral Required



Frost Thermostat	FROSTSTATN	0549405	12.30	1
------------------	------------	---------	-------	---

CYLINDER THERMOSTAT

- Rated Switching: 16A
- Temperature Range: 20 to 90°C
- No Neutral Required
- Changeover Contacts
- Supplied w/ Strap & Buckle



Cylinder Thermostat	HCT2	0087334	14.15	1
---------------------	------	---------	-------	---

WIRELESS THERMOSTAT

- Switching capacity: 2A resistive
- 5+2 days, 6+1 days, or 7 day program
- Temperature Range: 5°C - 35°C
- Requires 2x AA Batteries
- RF link factory pre-installed



Digital Programmable RF Room Thermostat	DUOSTAT	0849521	39.99	1
---	---------	---------	-------	---

TIME DELAY SWITCH

- Rated Switching: 10A
- No Neutral Required
- Adjustable timer: 10sec - 20min



Time Lag Switch	SELLIPSE	0576494	19.70	1
-----------------	----------	---------	-------	---

- 2 wire (no neutral)
- Stylish green LED ring
- Switches any type of load
- Works with any type of lamp
- 5 year warranty



Time Delay Switch for LED Loads	GI-TLC	0282580	29.01	1
---------------------------------	--------	---------	-------	---

- IP66
- Rated Switching: 16A
- 3A - Compact Fluorescent
- Adjustable Timer: 1 Sec - 2 Hrs



Multi Range Weatherproof Timer	SMRT-16/WP	0609478	42.17	1
--------------------------------	------------	---------	-------	---

REMOTE ACCESS / WI-FI ENABLED CONTROLS

WiFi enabled control for all manner of electrical applications connected to Timeguard's FSTWiFi 13A Fused Spur Timeswitch.



- Wifi smartphone control
- 13A fused
- Fits 25mm box
- Boost feature
- 3yr guarantee



WiFi 13A Switched Spur	FSTWIFI	0979558	61.84	1
------------------------	---------	---------	-------	---

The new Optimum range provides the ability to control devices via WiFi or 4G using the various types of timer listed below



- 24hr/7 day Timer
- up to 16A
- WiFi/Smartphone control
- Manual override



A.

B.



C.

D.


A. WiFi Socket Box Timer	OP-SBWF01	1093687	39.95	1
B. WiFi Plug-in Timer	OP-TIPWF01	1093688	23.18	1
C. WiFi Din Rail Timer	OP-DRWF01	1093689	37.69	1
D. WiFi Boiler/Immersion/ General Purpose Timer	OP-BMHTWF01	1093690	39.94	1

NEST LEARNING THERMOSTAT



The Nest Learning Thermostat: it programs itself, automatically turns down the heat when you're away and can be controlled remotely. It also shows how much heat you use and why.

The Nest Thermostat E helps save energy. You can change the temperature from the Nest app on your smart device (available on iOS and Android). With its built-in stand, it can go in any room and it's easy to install yourself.



Nest 3rd Generation Learning Thermostat	T3028GB	1021003	158.30	1
Nest Stand for new 3rd Generation Learning Thermostat	AT3000GB	1021007	29.17	1
Nest 'E' Thermostat	HF001235-GB	1143769	147.79	1



HAND DRYERS

	BRAND	DESCRIPTION	CODES	WATT-AGE	DRYING TIME (approx)	RMP	TRAFFIC	FINISH	COLD/WARM	PRICE	QUANT	
	WARNER HOWARD	1800W Hand Dryer	SM48	0272023	1800W	30-35 sec	2830	Low	White	Warm	72.15	1
	Steeple	1.4kW Eco Hand Dryer (with Eco 0.5kW setting)	C21HD08	0611776	1800W	8-12 sec	25000	Med-High	Chrome	Warm	113.31	1
	Steeple	1.4kW Eco Hand Dryer (with Eco 0.5kW setting)	C21HD09	0611777	1800W	8-12 sec	25000	Med-High	White	Warm	113.31	1
	Steeple	Vandal Resistant Autodryer	DSSHDA2500	0551046	2500W	30-45 sec	8200	High	Steel	Warm	110.88	1
	WARNER HOWARD	Airforce High Speed Low	AIRFORCE	0374466	1100W	12-15 sec	37000	High	White	Cold	352.62	1
	Steeple	Jet Hand Dryer	C21HD04	0687708	1900W	5-7 sec	20000	Med-High	Silver	Warm	378.75	1

HANDWASH UNITS

Economical and instant, the i3VS handwash unit is compact and simple to operate with a single on/off and temperature control lever.



Perfect' Compact Water Heaters

3kW		SI3VS	0867185	50.00	1
-----	--	-------	---------	--------------	---

AUTOSENSOR HANDWASH UNIT

3kW		AV3S	0704795	83.45	1
-----	--	------	---------	--------------	---

Instant Electric Hot Tap Water*

2.5kW		TAP1	0704292	58.25	1
-------	--	------	---------	--------------	---

*Suitable to replace most existing mixer taps. 2.5kW. Max temp 50°C



IMMERSION HEATERS & STATS

Backersafe Immersion Heaters - complete with a standard 15A Rod Thermostat and Secondary Re-Set Button. Thermostat fitted. 3kW Elements.



Backersafe Immersion Heaters

11" Incoloy - for hard water	INC11	0549089	18.94	1
27" Incoloy - for hard water	INC27	0549090	20.39	1

Stem Thermostats

7" Secondary Protection	STAT7PLSN	0549085	13.49	1
11" Secondary Protection	STAT11PLSN	0566209	15.20	1
18" Secondary Protection	STAT18PLSN	0549087	16.20	1



INSTANTANEOUS

'Perfect' Compact Water Heaters
One of the smallest available in the UK at just 150(H) x 135(W) x 70(D)mm



Perfect' Compact Water Heaters

3.5kW Water Heater		PERFECT35	0551650	85.90	1
5.5kW Water Heater		PERFECT55	0662932	95.81	1



Multi-Point Instantaneous Water Heater
Water supplied to 1 or 2 outlets (1 shower + 1 hand basin or 2 hand basins)



Multi-Point Instantaneous Water Heater

9.5kW		SRP1	0979470	120.58	1
-------	--	------	---------	---------------	---



STORAGE VENTED

Ideal for occasional use light dish washing at a single kitchen sink in the workplace. For example, portable buildings, offices, shops, workshops, garages and other small commercial premises.



2kW 5 Litre Water Heaters

2kW Undersink Heater		HF05VC	0551414	88.30	1
2kW Oversink Heater		BSHF05	0551412	67.30	1



STORAGE VENTED



3kW Oversink Heaters

3kW 7L Oversink Heater	OSINK7	0599095	75.72	1
------------------------	--------	---------	--------------	---



STORAGE UNVENTED

Ideal for use in kitchens & offices where there is no central hot water system nearby



- 2kW element
- External temperature control
- Supplies hot water for up to 3 basins



Undersink Unvented Water Heaters & Accessories

5 litres (1 basin)		BSSF05K	0551415	88.35	1
10 litres (2 basins)		BSSF10K	0551416	92.12	1
15 litres (3 basins)		BSSF15K	0551418	99.60	1
Expansion Vessel & Check Valve Kit*		BSSF3	0551410	31.71	1
Pressure-Reducing Valve**		BSSF5	0551409	27.88	1

* required if cold water drawn-off is nearby
**required for pressures above 4.2 bar

- 1.5kW - 2kW element
- External temperature control
- Supplies hot water for up to 4 basins



Mini 6 litres	MS6	0951834	66.66	1
10 litres under sink	TS10	0844826	107.24	1
15 litres under sink	TS15	0844827	116.18	1



WALL KETTLES

Large heavy duty non-drip taps. Designed for direct connection to a potable cold water supply using fittings supplied. This wall mounted boiler has a rear connection and overflow and requires two bar incoming water pressure.



5L Wall Mounted	WMS5	0552158	539.79	1
3L Wall Kettle Water Heater	WMSP3W	0552159	566.99	1
7L Wall Kettle Water Heater	WMSP7W	0552160	674.17	1
5L Desktop Kettle Hot Water Dispenser	CTS5	0552157	415.78	1



WE CAN GET A MASSIVE RANGE OF WATER KETTLES - JUST ASK!





REDRING PURE SHOWER

ERP RATINGS



In the same way that fridges, freezers and other white goods now have energy labels, from September 2015 energy labelling has come into force for water heaters of a certain capacity, including those with an instantaneous heating design, such as electric showers. This will mean these types of products will need to meet minimum energy performance criteria and require an energy label showing their energy efficiency class and level of energy consumption.

GUIDE TO SHOWERS KEY

INPUT	Bottom Left / Right	Top Left / Right	Left	Right	Universal	Multi-Fit	Rear Fed
Electric							
Water							



Pure Shower (7.5kW, 8.5kW and 9.5kW)

- Three power settings for energy efficiency
- Ergonomic rotary controls
- Push button Start/Stop control
- 1m anti-kink hose
- 2 year Warranty (on site repair)



Pure Shower (7.5kW, 8.5kW and 9.5kW)

7.5kW Shower		PURE7.5	1008372	49.99	1
8.5kW Shower		PURE8.5	1008376	49.99	1
9.5kW Shower		PURE9.5	1008377	55.63	1

TRITON AVENA ELECTRIC SHOWERS

- Power selector for Cold/Economy/High options
- Temperature control with numbered dial
- Single stop/start control
- Power on indicator
- 2 Year guarantee



8.5kW		SPAVENA8	0864881	59.15	1
9.5kW		SPAVENA9	0864882	62.40	1

MIRA VIE ELECTRIC SHOWERS

- Separate power and temperature controls to fine tune your perfect shower
- Push button on/off
- Eco setting designed to save water and energy
- Clearscale™ technology cuts limescale by half for a better performing, longer lasting shower
- Single spray showerhead
- 2 Year guarantee



8.5kW - White/Chrome		NVIE8.5WC	0667793	115.03	1
9.5kW - White/Chrome		NVIE9.5WC	0667794	123.94	1

MIRA JUMP ELECTRIC SHOWERS

- Now multi-fit* - water and cable. (*Additional kit required to enable entry into the right hand side.)
- Clearscale™ technology cuts lime scale by half
 - Separate power and temperature/flow controls.
 - 4 Mode showerhead
 - Flexible fittings kit
 - 2 Year guarantee



8.5kW - White/Chrome		NJUMP8.5	0667796	132.86	1
9.5kW - White/Chrome		NJUMP9.5	0667797	141.78	1
10.8kW - White/Chrome		NJUMP10.8	0667795	150.69	1

TRITON T80Z FAST-FIT

- The T80Z Fast-Fit is the ultimate replacement shower. The high quality design is packed with features to simplify installation including cable and water entry options from all possible directions
- 2 Year guarantee



7.5kW - White		SP8007ZFF	0476402	138.13	1
8.5kW - White		SP8008ZFF	0476403	139.98	1
9.5kW - White		SP8009ZFF	0476404	145.88	1
10.5kW - White		SP8001ZFF	0476405	153.11	1

MIRA SPORT ELECTRIC SHOWERS

- Advanced pressure stabilised temperature control
- Separate power and temperature controls
- Push button on/off
- Phased shutdown
- Large 110mm 4 spray showerhead
- Adjustable slide bar
- 2 Year guarantee



7.5kW - White/Chrome		NSPORT75	0482835	232.50	1
9kW - White/Chrome		SNSPORT9	0585465	245.86	1
10.8kW - White/Chrome		NSPORT108	0482838	258.38	1


MIRA ADVANCE ATL FLEX THERMOSTATIC ELECTRIC SHOWERS

- Inclusive design for easy use by everyone. BEAB CARE mark and endorsed by the Royal Institute for the Blind.
- Thermostatic temperature stability
 - Separate temperature and flow controls
 - Adjustable Temperature Limit with 8 different settings
 - Phased shutdown
 - 4 spray showerhead
 - 2 Year guarantee



8.7kW - White/Chrome		ADVANCE8.7FLEX	1082447	306.18	1
----------------------	--	----------------	---------	---------------	---

Trade with us online 24/7



REGISTER AND LOG IN AT WWW.DENMANS.CO.UK



- Check local stock availability
- Click & Collect from a branch near you
- Same Day or Next Day Delivery Options



- Order on your PC, mobile or tablet
- 24/7 - 365 days a year



- View invoices and order history
- Build and save a job list



download our mobile app today!

Available for Android and Apple at:



Google Play



App Store

Subscribe!
Stay up-to-date
Get the latest news
and special offers
directly to your inbox

GREAT OWN BRANDS

OFFERING YOU THE HIGHEST QUALITY AND VALUE

PLUS we only stock suppliers you can trust.



FRIENDLY, EXPERT SERVICE

WE'RE HERE TO HELP!

Your local branch has the expertise & knowledge to deal with all your requirements. Just ask!



Click & Collect
in as little as 1 min



Call
your local branch



Visit
your local branch

IP RATINGS EXPLAINED

IP ratings refer to the protection against contact and foreign bodies and protection against water.

(IP = Ingress Protection)

The first digit of an IP rating refers to the protection against contact and foreign bodies, 0.x meaning no protection through to 6.x meaning full protection against ingress of dust.

The second digit of an IP rating refers to water protection, x.0 meaning no protection through to x.8 meaning full protection against continuous submersion.

FIRST DIGIT:

Level	Object Size Protected Against	Effective Against
0	-	No protection against contact and ingress of objects
1	> 50 mm	Any large surface of the body, such as the back of a hand, but no protection against deliberate contact with a body part
2	> 12.5 mm	Fingers or similar objects
3	> 2.5 mm	Tools, thick wires, etc.
4	> 1 mm	Most wires, screws, etc.
5	Dust Protected	Ingress of dust is not entirely prevented, but it must not enter in sufficient quantity to interfere with the satisfactory operation of the equipment; complete protection against contact
6	Dust Tight	No ingress of dust; complete protection against contact

SECOND DIGIT:

Level	Protected Against	Details
0	Not Protected	-
1	Dripping Water	Dripping water (vertically falling drops) shall have no harmful effect.
2	Dripping Water when tilted up to 15°	Vertically dripping water shall have no harmful effect when the enclosure is tilted at an angle up to 15° from its normal position.
3	Spraying Water	Water falling as a spray at any angle up to 60° from the vertical shall have no harmful effect.
4	Splashing Water	Water splashing against the enclosure from any direction shall have no harmful effect.
5	Water Jets	Water projected by a nozzle against enclosure from any direction shall have no harmful effects.
6	Powerful Water Jets	Water projected in powerful jets against the enclosure from any direction shall have no harmful effects.
7	Immersion up to 1 metre	Ingress of water in harmful quantity shall not be possible when the enclosure is immersed in water under defined conditions of pressure and time (up to 1 metre of submersion).
8	Immersion Beyond 1 metre	The equipment is suitable for continuous immersion in water under conditions which shall be specified by the manufacturer. NOTE: Normally, this will mean that the equipment is hermetically sealed. However, with certain types of equipment, it can mean that water can enter but only in such a manner that produces no harmful effects.

BATHROOM ZONES EXPLAINED



Using electrical equipment in bath or shower rooms has always needed care to ensure safety. Now the IEE Wiring Regulations (17th Edition) have identified particular zones within the bathroom to indicate what type of electrical equipment can be installed.

ZONE 0 Inside the bath or shower. Any fitting used here must be SELV (max. 12V) and a minimum of IPX7 (protected against immersion in water).	ZONE 1 Above the bath or shower to a height of 2.25m. A minimum rating of IPX4 is required* (see Note 1).
ZONE 2 The area stretching to 0.6m outside the bath or shower and above the bath or shower. An IP rating of at least IPX4 is required (see Note 1).	OUTSIDE ZONES Anywhere outside Zones 0, 1 & 2. Where water jets are not to be used for cleaning purposes, the general rules BS7671 apply* (see Note 1).

- Notes:
- In Zones 1 & 2, if there is a likelihood of water jets being used for cleaning purposes, a minimum of IPX5 is required.
 - Basins are not covered, however they are usually considered to be Zone 2.
 - Providing that the space under the bath cannot be accessed without using tools, that space is considered to be out of Zone. However - if in any doubt, please check.
 - The information contained on this page is for guidance only. Always refer to the current IEE regulations or a qualified electrician to ensure that you are guided by the latest regulations and code of practice.

GLAND SELECTION CHART

The gland sizes recommended in this chart are for guidance only and are based on cables manufactured to BS5467. In accordance with BS6121 actual cable dimensions must be used for gland selection.

Cable Size	Number of Cores											
	1	2	3	4	5	7	10	12	19	27	37	48
1.5mm	-	-	20S	20S	20S	20S	20	20	25	25	32	32
2.5mm	-	20S	20S	20S	20S	20	25	25	25	32	32	40
4mm	-	20S	20S	20	20	25	25	25	32	40	-	-
6mm	-	20	20	20	-	-	-	-	-	-	-	-
10mm	-	20	20/25	25	-	-	-	-	-	-	-	-
16mm	-	25	25	25	-	-	-	-	-	-	-	-
25mm	-	20/25	25/32	32	-	-	-	-	-	-	-	-
35mm	-	25/32	25/32	32/40	-	-	-	-	-	-	-	-
50mm	20	32	32	40	-	-	-	-	-	-	-	-

SWA CLEAT CHART

Chart covers booklet cables up to 25mm² 4 core PVC/SWA/PVC.

Cable Size	Number of Cores			
	1	2	3	4
1.5mm	-	-	5	5
2.5mm	-	5	5	6
4mm	-	5	6	6
6mm	-	6	7	7
10mm	-	7	7	8
16mm	-	8	9	10
25mm	-	10	11	12
35mm	-	-	-	-
50mm	-	-	-	-

A-Z Product Listing

A		Data Cabinet	36	H		Multi-Function Testers	100-101	Telephone Cable	30
Access Control	51	Data Products	36	Hand Dryers	98	N		Telephone Outlets	10-13
Adaptable Boxes	35	Deck Lights	65	Hand Tools	106	New Products	4-7	Test	
Aerials	36	Decorative Accessories	12-15	Heat Alarms	45	O		Instruments/Equipment	100-103
Alarm Cables	29	Decorative Lamps	86	Heating	92-95	Oil Filled Radiators	95	Testing Accessories	102-105
Appliance Lamps	85	Dimming Plates/Modules	16-22	Heating Controls	96-97	Outdoor Lighting	60-76	Thermal Insulation	94
		Disability/Emergency Assist	51	Highbay Lighting	77	Outdoor Batterns	77-78	Thermostats	98-99
B		Discharge Lamps	87	Hole Cutters	107	Oval Conduit	33	Threaded Rod	119
Bathroom Fans	89-94	Distribution	37-43	HRC Fuses	43	P		Toilet Fans	89-91
Bathroom Lighting	54	Door Entry Kits	51	I		P Clips	33	Tools, Fixings & Sundries	106-119
Battenholders	18	Doorbells	20, 23,	Immersion Heaters	98	Panel Radiators	97	Torches	118
Battens	77		26, 28,	Industrial Plugs & Sockets		Patch Panels	102-104	Towel Rails	95
Batteries	115		44, 50	(BS4343)	19	Patio Heaters	96	Track Lighting	60
Bell Pushes	20	Double Pole Switches	11-20	Infra Red Heaters	94	PAT Testers	38	Trailing Leads	21
Bell Wire / Speaker Cable	29	Downflow Heaters	95	Inline Switches	20	Patch Panels	96	Transformers/Lighting	56
Bi-Wire Fire Alarm Panels	47	Downlights & Accessories	53-54	Intruder Alarms	48-49	Pattresses	11	Trunking (all types)	32-34
Blank Plates	10-13	Downlights (Commercial)	78	Isolation Kit	102	Pendants	20	Tubular Heaters	96
Bricklights	65	Drill Bits	108, 111,	J		Photocells	64	Tungsten Halogen Lamps	83-85
Brush Plates	10-13		115	Jack Chain	37	PIRs (Intruder Alarms)	48-49	TV Aerials & Accessories	35-36
Bulkheads	60	Dry Lining Boxes	18	Jointing Kits	33	PIRs (Lighting)	64	TV/Telephone/Satellite	
C		E		Junction Boxes	20-21	PL Lamps	87	Outlets	11-17
Cabinet Lighting	57	Earth Products	31	K		Plastic Conduit Fittings	33	Twin & Earth Cable	29
Cable	28-35	Electrical Test Leads	103	Kitchen Fans	89	Plug Tops	21	U	
Cable Clips	32	Emergency Lighting	80-82	Knockout Boxes	33	Positive Pressure Units	94	Underfloor Heating	94
Cable Crimps & Lugs	114	Enclosures	43	L		PPE	113, 115	V	
Cable Glands	35	Extension/Cable Reels	21	2D Lamps	85	Pull Switches	21	Ventilation Accessories	93
Cable Management	38-36	F		Labels & Label Printer	109	R		Verve by Hamilton	9-10-17
Cable Protector	35	Faceplates	16	Ladders	110	RCD Enclosures	40-43	Voltage Detection	104-105
Cable Storage	31	Fan Control Switches	92	Lampholders	20	RCD Protected Accessories	21	W	
Cable Ties	116	Fan Heaters	95	Lamps & Tubes	81	RCDs	40-43	Wall Kettles	100
Cable Tray	34	Fans & Ventilation	88-101	Lanterns	64	S		Wall Lighting	61-63,
Caravan Hook Up Points	17	Fire & Security	44-51	LED Battens	75	Screen Heaters	96		66-68
Carbon Monoxide Alarms	45-46	Fire Alarm Accessories	46-48	LED Floodlights	73-74	Shaver Sockets	12-14	Water Heaters	100
Catenary Wire	35	Fire Alarms / Panels	47	LED Lamps	81-85	Shower Fans	89-90,	Weatherproof Battens	77-78
CCTV Systems	50	Fire Barriers	48	LED Panels	77		92	Whole House Ventilation	94
Ceiling Lighting	61-64	Fire Cable & Sundries	30, 32	Lighting & Lamps	52-85	Showers	101	WiFi Alarms	27, 49
Ceiling Roses	18	Fire Extinguisher	48	Lighting Accessories	20	Signlights	65	WiFi Heating	26, 99
Ceiling Sensor	64	Fire Rated Downlights	53-54	Lighting Controls (Wireless)	26-27	Sleeving	31	WiFi Extender Socket	25
Ceiling Switches	21	Fixings	119	Lighting Trunking	36	Smart Home	23-27	Wire/Wiring Cable	39-31
Central Heating Controls	98	Flex	29	LOT 20	95	Smoke Alarms	45-46	Wiring Accessories	9-22
Centrifugal Fans	89	Flexible Conduit	34	Lowbay Lighting	77	Sockets	9-14	Wiring Clips	31
Certification Books	103	Floodlighting	75-76,	M		Speciality/Effect Lighting	55	WISKA Boxes	19
Channelling	32		118	Magic Gel	33	Splashproof Accessories	22	Workwear	113, 115,
Chimes	20	Floor Boxes	34	Making Good	106	Spotlights	60		118
Co-Axial Cable	29	Floor Sockets	21	Marshalling Boxes	77	Spurs/Connection Units	12-13		
Commercial Fans	91	Fluorescent Lighting	77	Metal Boxes	20	Start/Stop Buttons	43		
Computer Cable	30	Fluorescent Starters	86	Metal Channel	34	Steel Trunking	34		
Conduit	32-34	Fluorescent Tubes	86	Metal Conduit Fittings	35	Storage Heaters	95		
Connected Home	24-25	Fly Killers	116	Metal Enclosures	37	Strip Connectors	19		
Connector Blocks	18	Frost/Pipe Freeze Protection	96	Metal Clad Accessories	23	Strip Lighting	55, 57		
Connectors	19	Fuses	21, 43	Meter Box	37	Sundries	106-119		
Consumer Unit Accessories	43	G		Meters	43	Suspension Hooks	34		
Consumer Units	40-43	Garden Lights	65	Mini Trunking	34	SWA Cable & Sundries	30		
Contactors	43	Garden Spike Spotlights	65	Mirror De-Misters	92	Switches	9-17		
Converter Sockets	19	Grid Dimmers	20	Modular Fittings	62	T			
Cooker Control Units	11	Grid Switches	16-17			Tails	30		
Cooker Hoods	91	Grommets/Grommet Strip	18, 35, 40						
D									



MAILING LIST:

For amendments or to be removed please contact your account holding branch.

BRANCHES:

24 Hour answerphone service available in selected branches. Standard opening hours: 7.30am to 5pm, Monday to Friday. Some branches open earlier and on Saturdays, so please check with your local branch for their extended hours.

STOCK:

The Connector lists only the most popular lines, a much wider range is available ex-stock, please ask your branch for more information.

SPECIALS:

Our expert staff can quote for absolutely anything electrical.

PRICES:

Low Trade prices, most well below manufacturers trade lists. No surprise policy - we regularly publish our prices.

FREE DELIVERY*:

Our vans make daily deliveries. No delivery charge if within branch locality. (*Within their local trade areas.)

PRICING & OFFERS:

All subject to Denmans Terms & Conditions. Available on request. Unless otherwise stated, free gifts are one per account customer, and subject to availability.

OUR PRICING POLICY:

All prices exclude VAT. Our prices have been price checked to offer you the best day-to-day prices in the industry and are not normally subject to a further discount, however if you have substantial business on a particular product there are further volume discounts

that could be negotiable, please ask your local branch for a quote.

Prices apply to carton quantities, higher prices apply to broken carton quantities. We make every effort to ensure printed prices remain correct throughout the life of each edition of The Connector but where absolutely necessary, we reserve the right to change prices.

Therefore invoiced prices will be those ruling at the date of despatch. The Connector prices may not apply to cash sale customers. Whilst every care is taken to ensure the accuracy of illustrations, we reserve the right to supply alternative products where necessary.

Terms and Conditions apply to all warranties mentioned in The Connector - please ask for further details. All offers subject to availability and Denmans Terms and Conditions.





EASY TO DO BUSINESS WITH...



denmans.co.uk

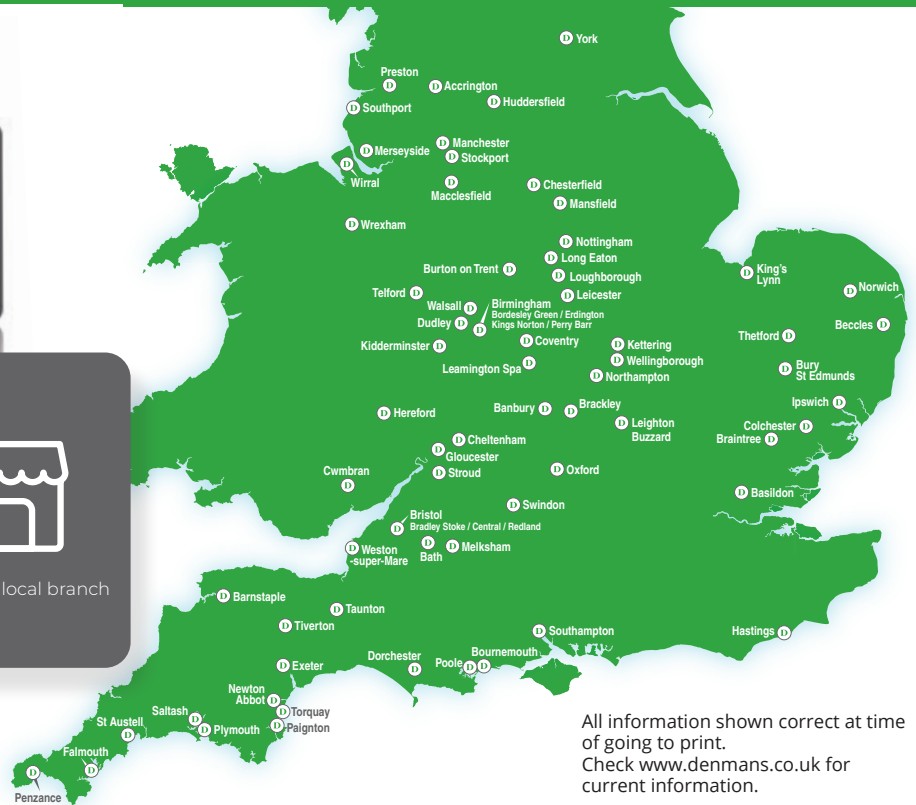


CALL your local branch



VISIT your local branch

...SHOP YOUR WAY



All information shown correct at time of going to print. Check www.denmans.co.uk for current information.

SOUTH WEST ENGLAND

Branch	Postcode	Telephone	Fax	Email (@denmans.co.uk)
1. Barnstaple	EX31 1QN	01271 374771	01271 374774	barnstaple@
2. Bath	BA1 3EU	01225 444644	01225 421122	bath@
3. Bristol - Bradley Stoke	BS32 4EU	01454 201320	01454 617074	bradleystoke@
4. Bristol - Central	B55 0SP	0117 954 8130	0117 941 1009	bristolcentral@
5. Bristol - Redland	BS6 6EZ	0117 973 7639	0117 973 4553	redland@
6. Cheltenham	GL51 8LZ	01242 226369	01242 226865	cheltenham@
7. Exeter	EX2 5GL	01392 447744	01392 447100	exeter@
8. Falmouth	TR10 9DQ	01326 373900	01326 375600	falmouth@
9. Gloucester	GL1 3QA	01452 529546	01452 302134	gloucester@
10. Melksham	SN12 6SS	01225 703102	01225 790166	melksham@
11. Newton Abbot	TQ12 4PB	01626 367733	01626 367744	newtonabbot@
12. Paignton	TQ4 7QN	01803 663380	01803 663848	paignton@
13. Penzance	TR20 8HT	01736 350221	01736 350281	penzance@
14. Plymouth	PL4 0LE	01752 220871	01752 601429	plymouth@
15. Saltash	PL12 6LE	01752 844023	01752 847728	saltash@
16. St Austell	PL25 5NE	01726 66171	01726 68973	staustell@
17. Stroud	GL5 3JX	01453 764542	01453 753341	stroud@
18. Taunton	TA2 8RX	01823 337451	01823 336499	taunton@
19. Tiverton	EX16 6SR	01884 242023	01884 242003	tiverton@
20. Torquay	TQ1 4UE	01803 313983	01803 324814	torquay@
21. Weston-super-Mare	BS24 9DJ	01934 412067	01934 620246	westonsupermare@

SOUTH & SOUTH EAST ENGLAND

22. Bournemouth	BH9 3AQ	01202 547396	01202 537238	bournemouth@
23. Dorchester	DT1 2PG	01305 265522	01305 262959	dorchester1@
24. Hastings	TN37 7PJ	01424 755833	01424 755426	hastings@
25. Oxford	OX2 0LX	01865 725500	01865 725580	oxford@
26. Poole	BH17 7BP	01202 692868	01202 692128	poole@
27. Southampton	SO15 0LA	02380 773831	02380 777637	southampton@
28. Swindon	SN3 4NS	01793 836900	01793 834391	swindon@

EAST ANGLIA & ESSEX

29. Basildon	SS15 6ED	01268 418181	01268 541277	basildon@
30. Beccles	NR34 7TQ	01502 715621	01502 717593	beccles@
31. Braintree	CM7 2GB	01376 323816	01376 346418	braintree@
32. Bury St Edmunds	IP32 7BX	01284 752481	01284 725712	burystedmunds@
33. Colchester	CO1 1BX	01206 904470	01206 563939	colchester@
34. Ipswich	IP5 3RG	01473 622100	01473 623500	ipswich@
35. King's Lynn	PE30 4HY	01553 768287	01553 775642	kingslynn@
36. Norwich	NR3 2BX	01603 412300	01603 412002	norwich@
37. Thetford	IP24 1HS	01842 755927	01842 752390	thetford@

MIDLANDS & CENTRAL ENGLAND

Branch	Postcode	Telephone	Fax	Email (@denmans.co.uk)
38. Banbury	OX16 2RB	01295 259993	01295 267549	banbury@
39. Birmingham - Bordesley Green	B9 4TA	0121 766 6788	0121 771 4124	bordesleygreen@
40. Birmingham - Erdington	B23 6UJ	0121 382 5050	0121 377 7881	erdington@
41. Birmingham - Kings Norton	B30 3HD	0121 415 3870	0121 433 5875	kingsnorton@
42. Birmingham - Perry Barr	B42 1BX	0121 356 5266	0121 344 3219	perrybarr@
43. Brackley	NN13 7LE	01280 705070	01280 702433	brackley@
44. Burton on Trent	DE13 0FW	01283 531230	01283 512958	burtonontrent@
45. Coventry	CV1 4DW	02476 634700	02476 633120	coventry@
46. Dudley	DY1 1RB	01384 455244	01384 213550	dudley@
47. Hereford	HR4 9NS	01432 357251	01432 263709	hereford@
48. Kettering	NN16 0OZ	01536 513152	01536 411367	kettering@
49. Kidderminster	DY11 7QP	01562 740707	01562 755184	kidderminster@
50. Leamington Spa	CV31 1XT	01926 831484	01926 833587	leamingtonspa@
51. Leicester	LE1 1QR	0116 2622588	0116 2511429	leicester@
52. Leighton Buzzard	LU7 4TZ	01525 374666	01525 852662	leightonbuzzard@
53. Long Eaton	NG10 1PX	0115 946 4838	0115 946 4784	longeaton@
54. Loughborough	LE11 5GU	01509 240875	01509 240876	loughborough@
55. Northampton	NN1 2LN	01604 621711	01604 631391	northampton@
56. Nottingham	NG5 6LJ	0115 926 6341	0115 967 0864	nottingham@
57. Telford	TF3 3DG	01952 290047	01952 290249	telford@
58. Walsall	WS2 9NW	01922 646353	01922 723134	walsall@
59. Wellingborough	NN8 2QE	01933 226062	01933 441370	wellingborough@

NORTHERN ENGLAND

60. Accrington	BB5 1EF	01254 383421	01254 871065	accrington@
61. Chesterfield	S40 3DL	01246 556831	01246 556282	chesterfield@
62. Huddersfield	HD2 1YR	01484 511340	01484 511347	huddersfield@
63. Macclesfield	SK10 2BN	01625 612378	01625 612872	macclesfield@
64. Manchester	M17 1RW	0161 872 4994	0161 873 7564	manchester@
65. Mansfield	NG18 5ES	01623 655990	01623 655988	mansfield@
66. Merseyside	L6 9DF	0151 264 7171	0151 260 3500	merseyside@
67. Preston	PR1 1QE	01772 822052	01772 258576	preston@
68. Southport	PR9 0SF	01704 532261	01704 500227	southport@
69. Stockport	SK1 3JN	0161 480 6111	0161 480 4191	stockport@
70. Wirral	CH62 3QL	0151 3344372	0151 334 8819	wirral@
71. York	YO30 4WU	01904 693241	01904 692814	york@

WALES

72. Cwmbran	NP44 3AS	01633 483666	01633 483832	cwmbran@
73. Wrexham	LL11 2UB	01978 291186	01978 261683	wrexham@

Milwaukee[®]

Nothing but **HEAVY DUTY**.[™]

M18[™]

BRUSHLESS TWIN PACK

INTRODUCTORY
OFFER
£249.95



**MORE
MILWAUKEE PRODUCTS
AVAILABLE NOW!**

2501313455
M18 BLPP2A2-502X



KIT CONTENTS:

- 1x M18[™] BLPD2
- 1x M18[™] BLID2
- 2x M18[™] 5.0 Ah Batteries
- 1x M12[™] - M18[™] Charger
- 1x Tool box

Denmans
REXEL GROUP



Click & Collect
in as little as 1 min



Call
your local branch



Visit
your local branch