



pennsylvania
DEPARTMENT OF HUMAN SERVICES

CHILD PROTECTIVE SERVICES

2 0 2 0 | A N N U A L | R E P O R T

Table of Contents

3	INTRODUCTION
3	LEGISLATIVE AND POLICY UPDATES
5	STATEWIDE CHILD ABUSE
9	CHILD ABUSE REPORTS BY INVESTIGATING AGENCY
10	SUBSTANTIATED CHILD ABUSE REPORTS
12	CHILD ABUSE FATALITY AND NEAR FATALITY REVIEW AND ANALYSIS
16	OCYF REGIONAL OFFICE INVESTIGATIONS
20	CHILD ABUSE IN CHILD CARE SETTINGS
22	HEARINGS AND APPEALS
23	CLEARANCES FOR EMPLOYEES AND VOLUNTEERS
25	FEDERAL BUREAU OF INVESTIGATION RECORDS REQUESTS
26	STATEWIDE GENERAL PROTECTIVE SERVICES
29	VALID GENERAL PROTECTIVE SERVICE REPORTS BY COUNTY
30	CHILDLINE
31	FUNDING AND EXPENDITURES FOR CHILD WELFARE SERVICES
32	SAFE HAVEN OF PENNSYLVANIA
33	FEDERAL CHILD ABUSE PREVENTION AND TREATMENT ACT
34	COUNTIES BY THE NUMBERS

County-by-county analysis

35	ADAMS	103	LACKAWANNA
37	ALLEGHENY	105	LANCASTER
39	ARMSTRONG	107	LAWRENCE
41	BEAVER	109	LEBANON
43	BEDFORD	111	LEHIGH
45	BERKS	113	LUZERNE
47	BLAIR	115	LYCOMING
49	BRADFORD	117	MCKEAN
51	BUCKS	119	MERCER
53	BUTLER	121	MIFFLIN
55	CAMBRIA	123	MONROE
57	CAMERON	125	MONTGOMERY
59	CARBON	127	MONTOUR
61	CENTRE	129	NORTHAMPTON
63	CHESTER	131	NORTHUMBERLAND
65	CLARION	133	PERRY
67	CLEARFIELD	135	PHILADELPHIA
69	CLINTON	137	PIKE
71	COLUMBIA	139	POTTER
73	CRAWFORD	141	SCHUYLKILL
75	CUMBERLAND	143	SNYDER
77	DAUPHIN	145	SOMERSET
79	DELWARE	147	SULLIVAN
81	ELK	149	SUSQUEHANNA
83	ERIE	151	TIOGA
85	FAYETTE	153	UNION
87	FOREST	155	VENANGO
89	FRANKLIN	157	WARREN
91	FULTON	159	WASHINGTON
93	GREENE	161	WAYNE
95	HUNTINGDON	163	WESTMORELAND
97	INDIANA	165	WYOMING
99	JEFFERSON	167	YORK
101	JUNIATA		

INTRODUCTION

PENNSYLVANIA'S CHILD PROTECTIVE SERVICES LAW (CPSL)

requires the Department of Human Services (DHS) to prepare and transmit to the governor and General Assembly a yearly report on the operations of ChildLine and protective services provided by the county children and youth agencies (CCYA). Data in annual reports prior to 2016 were based on the year the status determination was received at ChildLine. Annual reports are accessible through the Keep Kids Safe website (www.KeepKidsSafe.pa.gov).

DHS presents the completed 2020 Annual Child Protective Services Report. This report focuses on presenting statewide data on child abuse in Pennsylvania, as well as providing county and region-specific information.

It is important to note that the data contained in this report is based on child abuse referrals and general protective services referrals received between January 1, 2020 and December 31, 2020. **DHS acknowledges during this review period the COVID-19 Pandemic was occurring and impacting Pennsylvania. OCYF continues to analyze data and experiences from this period to understand the impacts of COVID-19 on child safety and well-being.**

The Keep Kids Safe website serves as the hub for information and resources impacting child protection for both professionals and the general public. This website includes information related to mandatory reporting, training on child abuse recognition, child abuse clearances and reporting, information related to clearances, the Safe Haven program, fatality and near fatality reports, and prior years' annual child abuse reports.

ONLINE CONTENT

<https://www.dhs.pa.gov/docs/Publications/Pages/Child-Abuse-Reports.aspx>

This report is available for download at the above link.

DATA EXTRACTION

All child abuse and general protective services data presented in this report was extracted on 3/22/2021 unless otherwise noted.

LEGISLATIVE AND POLICY UPDATES

ACT 18 of 2020

As a result of the COVID-19 pandemic, Governor Tom Wolf signed Act 18 of 2020 on May 8, 2020 amending the Child Protective Services Law (CPSL; Title 23 Pa.C.S., Chapter 63). This Act (now expired) allowed for individuals who are required to get their FBI Criminal History Background Checks as found in Section 6344 of the CPSL, additional time to meet this requirement. The reason the Applicant was unable to obtain the FBI Criminal History Background Check had be a COVID-19 pandemic-related reason. Individuals had until December 31, 2020 to obtain a copy of their fingerprint-based background check at an approved location.

Please note: The fingerprinting requirement for new school employees as governed by the Pennsylvania Public School Code did not change.

OCYF BULLETIN 3490-20-08

STATEWIDE GENERAL PROTECTIVE SERVICES (GPS) REFERRALS

Bulletin 3490-20-08 was issued on September 11, 2020 and went into effect on October 03, 2020, adding requirements which impact data provided in this report on General Protective Services (GPS) Referrals. The purpose of the bulletin is to establish and transmit requirements related to a statewide policy regarding referrals that may be designated as GPS reports, response times for GPS report assessments, and screen out protocols. While the bulletin primarily impacts County Children and Youth Agencies, the following clarifications within the bulletin also impacts the Office of

CONTINUES ON PAGE 4

CONTINUED FROM PAGE 3

Children, Youth, and Families' (OCYF) Child Welfare Information System (CWIS) and ChildLine, and therefore also impacts the Annual Child Protective Services Report:

- Adjustments were made to the GPS Subcategories and their respective definitions;
- Changes were made to the acceptable GPS report screen out reasons which could be submitted to the State CWIS by the County Children and Youth Agencies;
- A new referral type of 'Courtesy Visit/Home Study' was added to the system. This referral type is applied to reports which did not contain specific child welfare concerns, but instead addressed the need for a Courtesy Visit or Home Study. These reports were previously captured by ChildLine as GPS referrals, in light of there not being a more appropriate referral type available in the system; and
- Prior to the effective date of the bulletin, ChildLine had been capturing referrals that did not allege concerns meeting the GPS threshold defined in the bulletin (and also did not contain allegations appropriately classified as any other referral type) as GPS reports. This bulletin allows ChildLine to classify a referral as an 'Information Only' referral when a report contains no allegations meeting the GPS threshold, when there is also no reported risk or potential risk to the safety of a child, and when the information reported does not indicate the family may need assistance in obtaining services due to general well-being concerns. A new subcategory of 'Information Only' referrals, entitled 'No allegation(s) meeting GPS thresholds' was added to the system to distinguish these Information Only type referrals, and changes were made to allow ChildLine to transmit these referrals to the County Children and Youth Agencies.

While the impacts of this bulletin are not expected to fully be realized until the 2021 Annual Child Protective Services Report (the first full calendar year following implementation), minor changes to the GPS portion of the 2020 Annual Child Protective Services Report will be observable. Changes impacted by the bulletin will be footnoted as such in that section.

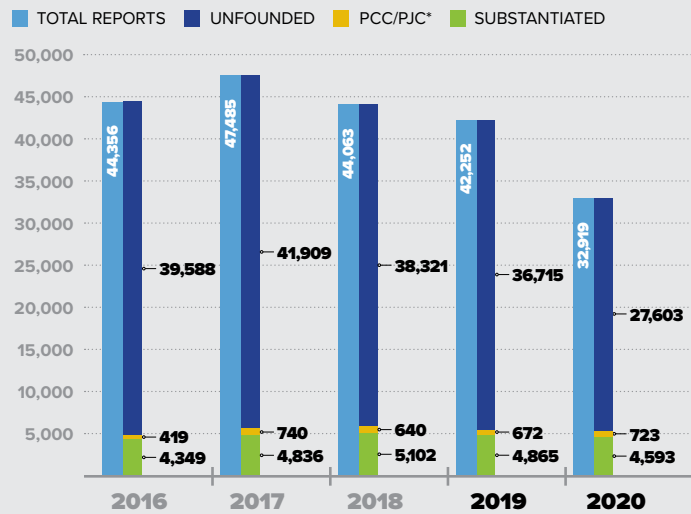


STATEWIDE CHILD ABUSE

STATE POPULATION • 12,791,530 // POPULATION UNDER 18 • 2,662,391

NOTE: U.S. Census Bureau, 2015-2019 American Community Survey 5-Year Estimates, extracted 01/25/21.

2020 REPORTS OF CHILD ABUSE



EXECUTIVE SUMMARY

- There were a total of 32,919 reports of suspected child abuse received in 2020, as opposed to 42,252 reports received in 2019. This decline is attributed to the COVID-19 pandemic, and the reduced contact between children and mandated reporters during that time.
- The percent of reports of suspected child abuse that were substantiated increased from 11.5% in 2019 to 14.0% in 2020.
- Statewide substantiated reports of child abuse decreased from 1.8 per thousand children in 2019 to 1.7 per thousand children in 2020.
- Sexual abuse remains the leading category of substantiated abuse, followed by physical abuse.
- Parents continue to be the persons most responsible for abuse of their children.

TOTAL REPORTS PER 1,000 CHILDREN

12.4 IN 2020
15.8 IN 2019

SUBSTANTIATED REPORTS PER 1,000 CHILDREN

1.7 IN 2020
1.8 IN 2019

BY SEX OF VICTIM

2,839 61.8% FEMALE
1,754 38.2% MALE

2020 FATALITIES

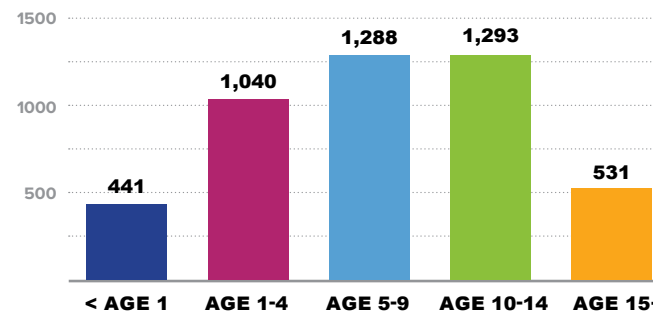
73

2020 NEAR FATALITIES

115

VICTIM AGE

SUBSTANTIATED REPORTS



CHILD PROTECTIVE SERVICES

reports are those that allege a child might have been a victim of child abuse. Reports alleging that a child under 18 years of age may have been abused are accepted for investigation when reported prior to the victim's 20th birthday.

These reports are made by mandated and permissive reporters. Mandated reporters are adults who work or volunteer with children and youth and are required to report suspected child abuse if they have reasonable cause to suspect that child abuse has occurred under any of the following circumstances:

- The mandated reporter comes into contact with the child in the course of employment, occupation and practice of a profession, or through a regularly scheduled program, activity or service;
- The mandated reporter is directly responsible for the care, supervision, guidance or training of the child, or is affiliated with an agency, institution, organization, school, regularly established church or religious organization, or other entity that is directly responsible for the care, supervision, guidance, or training of the child;

CONTINUES ON PAGE 6

NOTE: Total and Substantiated Reports for 2015-2017 were extracted on 3/23/18. Data for 2018 was extracted on 3/23/19. Data for 2019 was extracted on 3/23/20. Outcomes are reported by the CCYA or OCYF Regional Office at the conclusion of the investigation and are subject to change based on appeal or court outcome.

*PCC/PJC : Pending Criminal Court/Pending Juvenile Court.





2020 CHILD ABUSE REPORTS INVESTIGATED

WITHIN 30 AND 60 DAYS

15,255

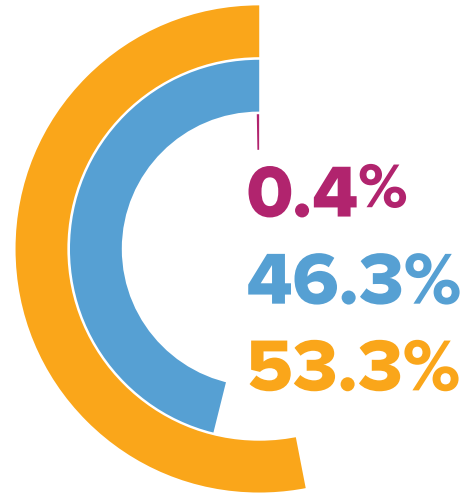
INVESTIGATIONS
WITHIN 0-30 DAYS

17,548

INVESTIGATIONS
WITHIN 31-60 DAYS

116

INVESTIGATIONS
OVER 60 DAYS



CONTINUED FROM PAGE 5

- A person makes a specific disclosure to the mandated reporter that an identifiable child is the victim of child abuse; or
- An individual 14 years of age or older makes a specific disclosure to the mandated reporter that the individual has committed child abuse.

Visit www.KeepKidsSafe.pa.gov for a complete list of mandated reporters and assistance on how to make a report.

Persons who are not mandated to report are considered permissive reporters. Permissive reporters may make a referral of suspected child abuse by calling ChildLine. Anyone who has reasonable cause to suspect child abuse is encouraged to make a report.

INVESTIGATIONS

Upon receipt of a report of suspected child abuse, the CCYA immediately begins an investigation and ensures safety of the child and any other children living in the home. The CCYA is required to see the child within the following time frames:

- Immediately, if:
 - › Emergency protective custody is required, has been or will be taken; or
 - › It cannot be determined from the report whether emergency protective custody is needed.
- Within 24 hours, if the CCYA has assured the immediate safety of the child, i.e. the child will have no contact with the alleged perpetrator.

The CCYA investigates reports of suspected child abuse when the alleged perpetrator meets the definition under the CPSL. Suspected child abuse can be caused by the alleged perpetrator by acts either he or she committed (commission) or by failing to prevent abuse (omission). The CPSL defines perpetrators of commission as:

- A parent of the child;
- A spouse or former spouse of the child's parent;
- A paramour or former paramour of the child's parent;
- A person 14 years of age or older and responsible for the child's welfare or having direct contact with children as an employee of child care services, a school or through a program, activity or service;
- An individual 14 years of age or older who resides in the same home as the child;
- An individual 18 years of age or older who does not reside in the same home as the child, but is related within the third degree of consanguinity or affinity by birth or adoption to the child; or
- An individual 18 years of age or older who engages a child in severe forms of trafficking in persons or sex trafficking, as those terms are defined

under Section 103 of the Trafficking Victims Protection Act of 2000 (114 Stat. 1466, 22 U.S.C. § 7102).

The following individuals may be considered a perpetrator for failing to act:

- A parent of the child;
- A spouse or former spouse of the child's parent;
- A paramour or former paramour of the child's parent;
- A person 18 years of age or older and responsible for the child's welfare; or
- A person 18 years of age or older who resides in the same home as the child.

Relationships of perpetrators described in this report further define how the perpetrator was connected to the child. Reports may have more than one allegation of abuse by a perpetrator against a child victim. Because some children are victims of more than one type of abuse, the chart [[pg. 11](#)] illustrating the types of allegations will be a greater number than the number of children who were victims of child abuse.

If the alleged perpetrator does not fit the CPSL definition, the report is referred to law enforcement officials for investigation. Reports are also referred to law enforcement officials for a joint

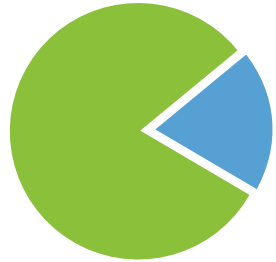
CONTINUES ON PAGE 7





STATEWIDE CHILD PROTECTIVE SERVICES

SOURCES OF CHILD ABUSE REPORTS



33,935

TOTAL REPORTERS

27,249

MANDATED REPORTERS


6,686

PERMISSIVE REPORTERS

27,249

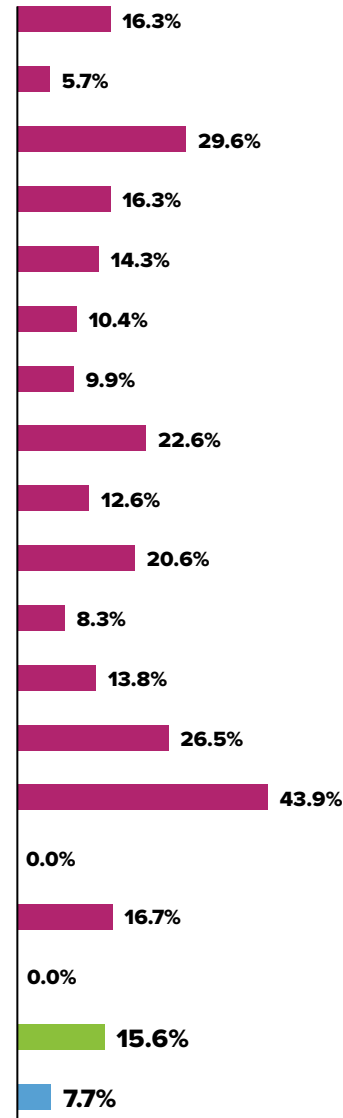
BREAKDOWN

TOTAL MANDATED REPORTERS BY REPORTER TYPE



BREAKDOWN

PERCENT OF REPORTS SUBSTANTIATED BY REPORTER TYPE



CONTINUED FROM PAGE 6

multidisciplinary team investigation with the CCYA and a health care professional when there are child abuse allegations that also include certain criminal offenses such as aggravated assault, kidnapping, sexual abuse, sex trafficking, or serious bodily injury by any perpetrator.

A child abuse investigation must determine within 30 days whether the report is:

- **FOUNDED** – there is court action including:
 - › A judicial adjudication that the child was abused;
 - › Acceptance into an accelerated rehabilitative disposition program;
 - › Consent decree entered in a juvenile proceeding; or
 - › Granting of a final protection from abuse order.
- **INDICATED** – CCYA or OCYF Regional Office staff find substantial evidence that abuse has occurred based on medical evidence, the child protective service investigation, or an admission by the perpetrator;
- **UNFOUNDED** – the alleged abuse did not meet the definition or criteria for abuse; or
- **PENDING** – status assigned to a report when the CCYA cannot complete the investigation within 60 calendar days because criminal or juvenile court action has been initiated.

NOTES: A report may have more than one reporter; therefore, the total number of reporters will be greater than the total number of reports. Mandated reporter types reported prior to 2018 were reported using different categories.

CONTINUES ON PAGE 8



The status of indicated reports is approved by the CCYA administrator and reviewed by the CCYA solicitor.

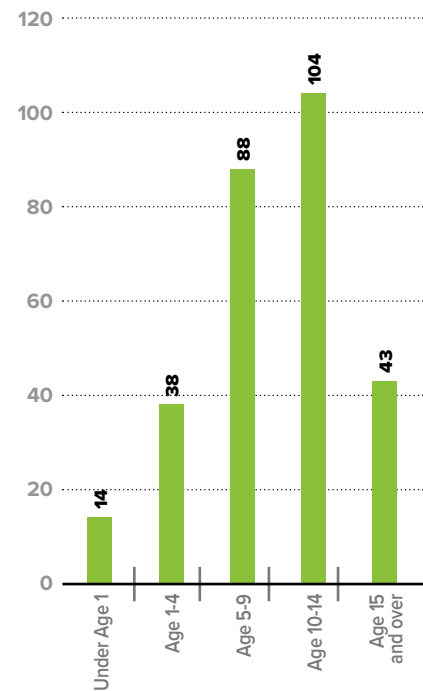
A CCYA may take up to 60 days to complete an investigation if there is a valid reason to not complete the investigation within 30 days, such as waiting on results from medical reports or other evaluations. The CCYA must document this reason in the case file.

Substantiated reports are kept on file at ChildLine until the victim's 23rd birthday. ChildLine keeps the adult perpetrator's information on file indefinitely if the name and date of birth or social security number of the perpetrator is known. Under certain circumstances, minor perpetrator's information is expunged. Unfounded reports are kept on file at ChildLine for one year from the date of the report. They must be expunged within 120 days following the one-year period. If the unfounded case is accepted for services, the report is maintained as part of the case record and is then kept on file for one year following closure of the case. The report is expunged within 120 days following the one-year period. CCYAs may maintain information regarding unfounded and substantiated reports that have been expunged in the Statewide database, for access by the county agency to assist in future risk and safety assessments and research, for an indefinite amount of time. Information that may be maintained by CCYAs regarding unfounded and substantiated reports that have been expunged in the Statewide

REPORTS OF REPEAT ABUSE SUSPECTED VS. SUBSTANTIATED



BREAKDOWN SUBSTANTIATED REPORTS OF REPEAT ABUSE BY AGE OF VICTIM



STATEWIDE CHILD PROTECTIVE SERVICES



database may not be released to the public, or used for research that may be provided to the public. In this report, “founded” and “indicated” reports of child abuse will be referred to as “substantiated” reports.

REPEAT ABUSE

ChildLine uses the statewide database to identify if a child victim on a new report has been previously identified as a victim in a substantiated report of abuse. Upon receipt of a report at ChildLine, a caseworker searches the statewide database to identify if any subject of the report — including the child’s parent, perpetrator, or the child themselves — was involved in a previous substantiated report or one that is under investigation. In addition, during the course of a current investigation, it is possible that other previously unreported incidents of child abuse are disclosed. For example, an investigation can reveal another incident of abuse that was never before disclosed by the child or the family for a number of reasons. These previously unreported incidents are registered with ChildLine and handled as separate reports. Both types of reports are reflected in the graphic depicting reports of repeat abuse.

DHS: OCYF REGIONAL OFFICES

DHS’s Office of Children, Youth and Families (OCYF) has regional offices in Philadelphia, Scranton, Harrisburg, and Pittsburgh. Regional office responsibilities include:

- Monitoring, licensing, and providing technical assistance to CCYAs, foster family care agencies, adoption agencies and residential and day treatment facilities;
- Investigating child abuse when the alleged perpetrator is a CCYA employee or one of its agents;
- Conducting comprehensive reviews of all child fatalities and near fatalities as a result of suspected child abuse that occur within the commonwealth;
- Monitoring CCYAs’ implementation and ongoing compliance with the CPSL;
- Ensuring regulatory compliance of agencies and facilities by investigating complaints and conducting annual inspections;
- Assisting CCYAs in the interpretation and implementation of new laws and regulations; and
- Reviewing and recommending approval of county needs-based plans and budget estimates.

When the suspected abuse has been committed by the CCYA or any of its agents or employees, the CPSL requires DHS to investigate reports of suspected child abuse due to conflict of interest. An agent of the CCYA is anyone who provides a children and youth social service for, or on behalf of, the CCYA. Agents might include resource parents, residential facility staff, and staff and volunteers at child care centers.

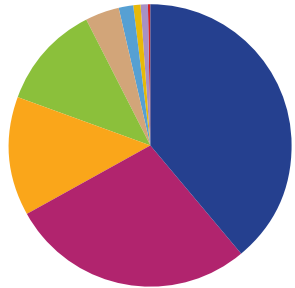


Note (applicable to Types of Allegations (far left) and Breakdown - Relationship of Perpetrator (far right)): A report can contain multiple allegation types; therefore, total allegations may exceed the number of reports.

TYPES OF ALLEGATIONS SUBSTANTIATED REPORTS

4,941

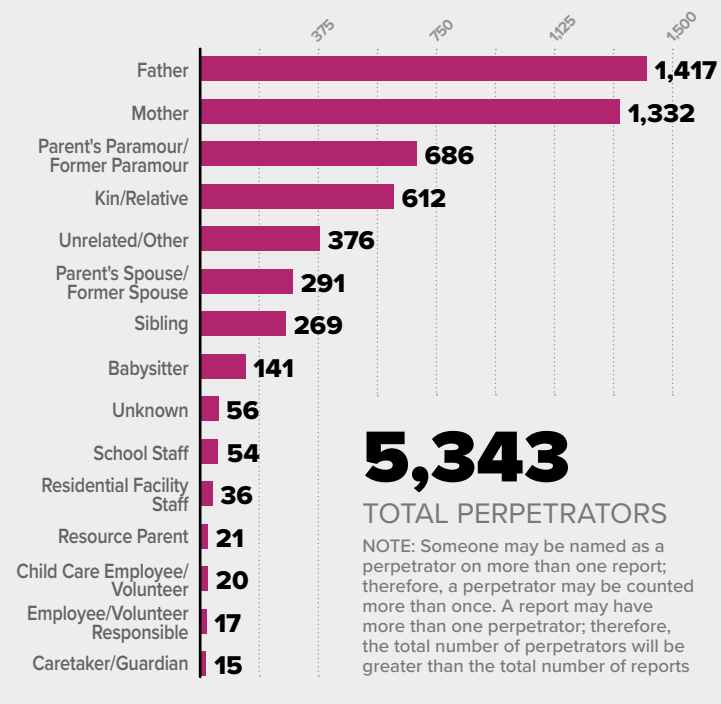
TOTAL ALLEGATIONS



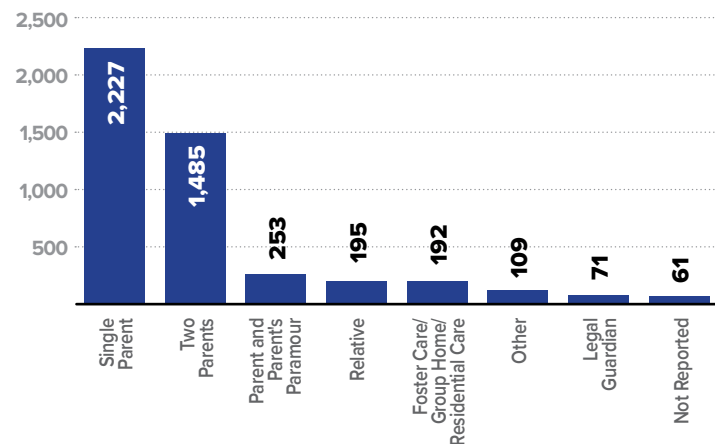
- 1,932** (39.1%) Sexual abuse
- 1,384** (28.0%) Physical abuse/bodily injury
- 680** (13.8%) Reasonable likelihood of bodily injury
- 578** (11.7%) Serious physical neglect
- 192** (3.9%) Engaging in per se acts
- 93** (1.9%) Likelihood of sexual abuse/exploitation
- 39** (0.8%) Serious mental injury
- 38** (0.8%) Severe form of trafficking in persons or sex trafficking*
- 5** (0.1%) Munchausen Syndrome by proxy/medical abuse

*37 sex trafficking and 1 labor trafficking.

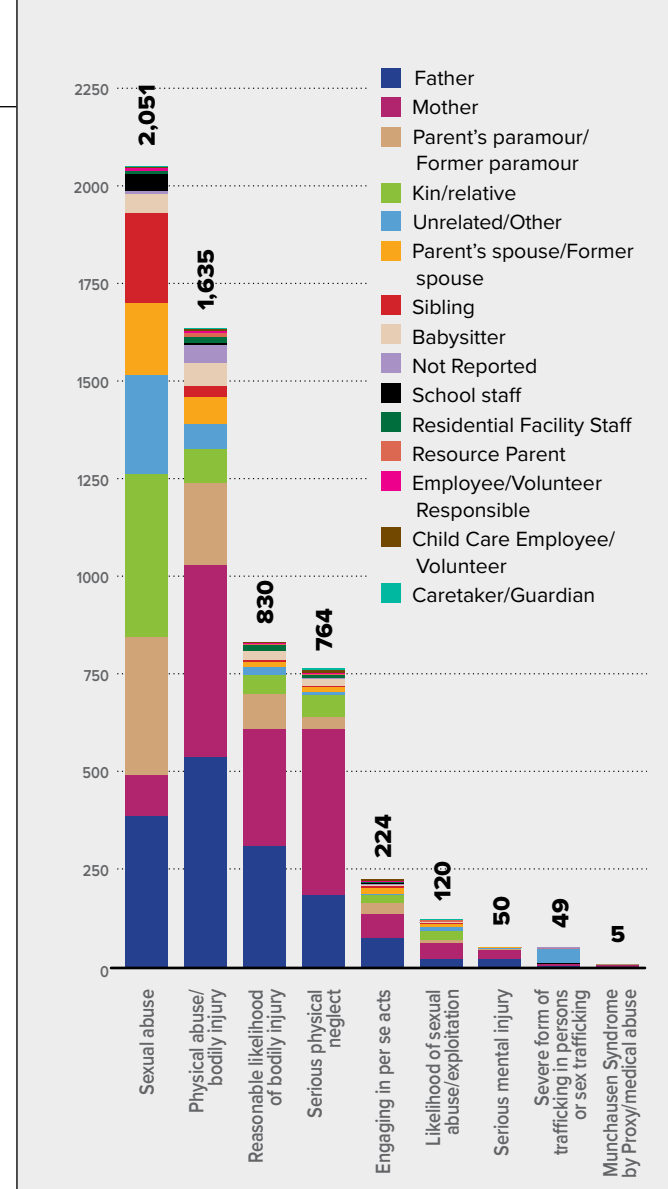
RELATIONSHIP OF PERPETRATOR SUBSTANTIATED REPORTS



VICTIMS' LIVING ARRANGEMENT AT TIME OF ABUSE SUBSTANTIATED REPORTS



BREAKDOWN RELATIONSHIP OF PERPETRATOR



DEFINITION: Per se act — The definition of child abuse also includes certain acts in which the act itself constitutes abuse without any resulting injury or condition.



CHILD ABUSE FATALITY AND NEAR FATALITY REVIEW AND ANALYSIS

THE FATALITY OR NEAR FATALITY OF A CHILD under suspicious circumstances impacts the wider community, with everyone left wondering what could have been done differently to prevent the incident from occurring. DHS is required to review circumstances surrounding cases where suspected child abuse might have occurred, which helps the community better understand what led to the fatality or near fatality, and to help initiate a discussion on how Pennsylvanians can help prevent future occurrences.

Act 33 became effective December 30, 2008 and requires that child fatalities and near fatalities where abuse is suspected be reviewed at the state and county levels. The review of child fatalities was not new to the field of child welfare, but rather codified and built upon the existing review process for fatalities to include the review of near fatalities. Act 44 of 2014 further addressed public disclosure provisions by permitting the investigating CCYA to release information to the public prior to the completion of its fatality or near fatality review team report. Act 33 of 2008 and Act 44 of 2014 increased child-serving systems' transparency and accountability related to child fatalities and near fatalities by granting public access to information related to each child fatality or near fatality when abuse is suspected.

Upon receipt of a report of suspected child abuse involving a fatality or near fatality, two types of reviews are immediately initiated:

- The first level of review occurs at the local level in accordance with an established protocol and involves the CCYA convening a team broadly representative of the community, consisting of at least six individuals who have expertise in the prevention and treatment of child abuse. County Child Abuse Fatality and Near Fatality Review Teams are required to review cases when it has been determined that abuse occurred, or when a final status determination has not been made within 30 calendar days from the date of the report to ChildLine.
- DHS is responsible for conducting the second level of review for all child fatalities and near fatalities when abuse is suspected, regardless of the status determination. This means that both substantiated and unfounded cases will be reviewed.

DHS has also convened a Statewide Child Fatality and Near Fatality Trend Analysis Team consisting of cross-system partners and external stakeholders. The team's purpose is to continuously analyze data and information gathered to determine the contributing factors and symptoms of abuse and to form recommendations for policy and practice changes at the state and local levels. The team will use the analyses to promote and support the implementation of effective prevention efforts in Pennsylvania that may prevent similar future occurrences. These reviews seek to identify areas that require systemic change in order to improve the delivery of services to children and families, and develop data-driven and research-informed recommendations, which will ultimately enhance the commonwealth's ability to protect children. In February 2019, the first Child Abuse Fatality and Near Fatality Trend Analysis Team report was released detailing the findings and recommendations for incidents reported in calendar years 2015 and 2016. The report is available at www.dhs.pa.gov/docs/OCYF/Pages/Fatality-Reports.aspx. The trend team will continue analyzing child abuse fatalities and near fatalities in subsequent years and release the findings and recommendations developed.



CHILD FATALITY AND NEAR FATALITY ANALYSIS

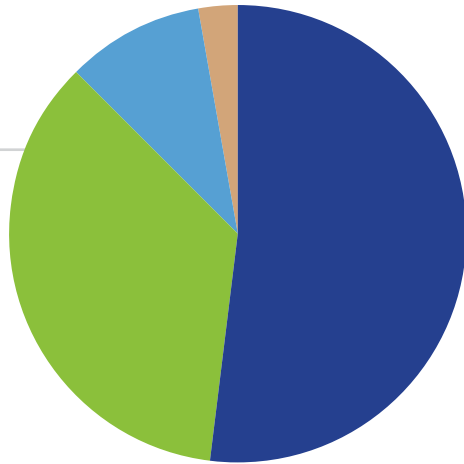
Upon completion of DHS's review, a final redacted report is posted at www.dhs.pa.gov/docs/OCYF/Pages/Fatality-Reports.aspx unless the district attorney certifies that the release of the report may compromise a pending criminal investigation or proceeding. After verification from the district attorney that there is no longer a certification barring the report's release, DHS's redacted report is posted to facilitate the release of information to the public.

SUBSTANTIATED FATALITIES

73

31
42.5%
FEMALE

42
57.5%
MALE



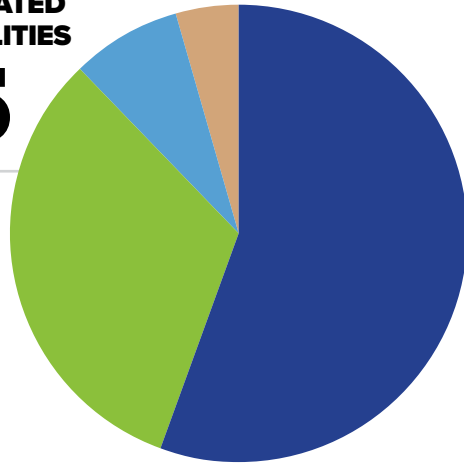
- **38** (52.1%)
Under Age 1
- **26** (35.6%)
Ages 1-4
- **7** (9.6%)
Ages 5-9
- **2** (2.7%)
Ages 10-14
- **0** (0.0%)
Ages 15-17

SUBSTANTIATED NEAR FATALITIES

115

48
41.7%
FEMALE

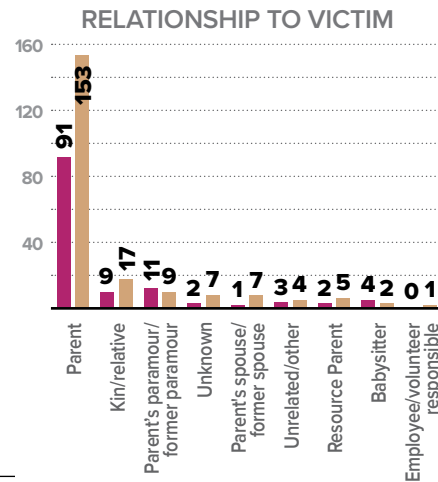
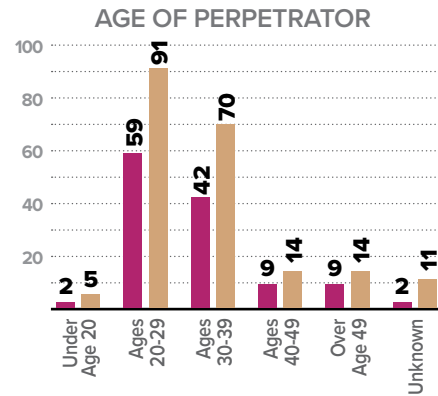
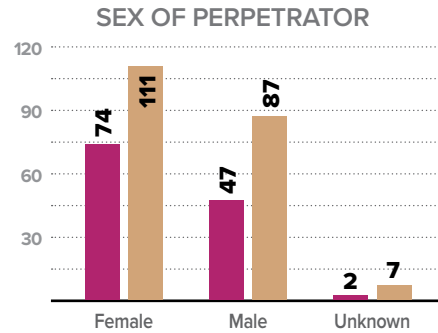
67
58.3%
MALE



- **64** (55.7%)
Under Age 1
- **37** (32.2%)
Ages 1-4
- **9** (7.8%)
Ages 5-9
- **5** (4.3%)
Ages 10-14
- **0** (0.0%)
Ages 15-17

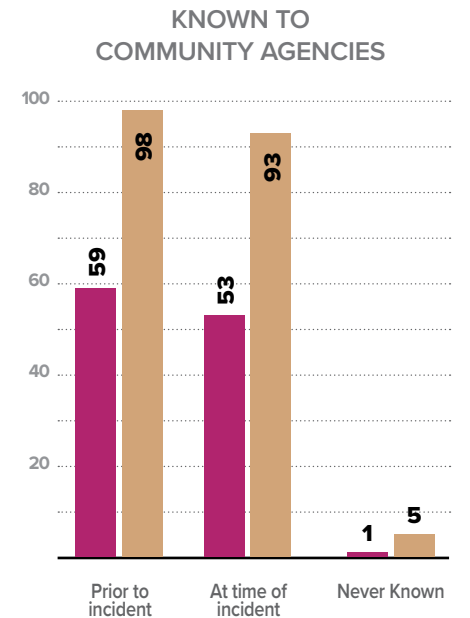
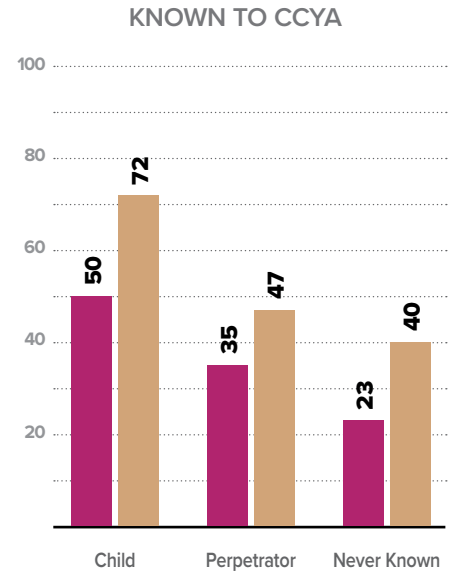
PERPETRATOR

■ FATALITIES ■ NEAR FATALITIES



PREVIOUS INVOLVEMENT

PRIOR TO OR AT TIME OF INCIDENT



NOTE: A report may have more than one perpetrator; therefore, the total number of perpetrators will be greater than the total number of reports. NOTE: Community agencies are defined broadly as any public or private agency providing services and/or care to the victim, parent, and/or perpetrator.



CHILD ABUSE FATALITY AND NEAR FATALITY REVIEW AND ANALYSIS

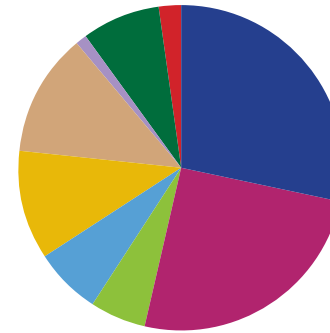


TOTAL CHILD FATALITY AND NEAR FATALITY REPORTS 5-YEAR ANALYSIS

OCYF is currently reviewing the methodology for the 5-year analysis, to ensure the data is reflected accurately. In light of this effort, the 5-year analysis is being omitted from the 2020 annual report.

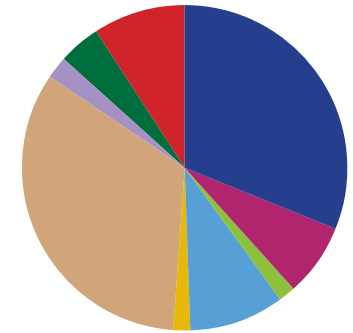
OCYF will release the information on the 5-year analysis as soon as it is available and expects to resume the 5-year analysis as part of future annual reports.

SUBSTANTIATED CHILD ABUSE FATALITIES DETERMINED CAUSE



- **26** (28.6%)
Violent act
- **23** (25.3%)
Lack of supervision
- **5** (5.5%)
Asphyxiation/restriction of airflow
- **6** (6.6%)
Delay/failure to provide medical care
- **10** (11.0%)
Co-sleeping with aggravated circumstances
- **11** (12.1%)
Ingestion
- **1** (1.1%)
Poisoning
- **7** (7.7%)
Unsecured guns/gunshot
- **2** (2.2%)
Malnutrition/dehydration

SUBSTANTIATED NEAR FATALITIES DETERMINED CAUSE



- **42** (31.1%)
Violent act
- **10** (7.4%)
Lack of supervision
- **2** (1.5%)
Asphyxiation/restriction of airflow
- **13** (9.6%)
Delay/failure to provide medical care
- **2** (1.5%)
Co-sleeping with aggravated circumstances
- **45** (33.3%)
Ingestion
- **3** (2.2%)
Poisoning
- **6** (4.4%)
Unsecured guns/gunshot
- **12** (8.9%)
Malnutrition/dehydration

NOTE: A child abuse fatality or near fatality may have more than one determining cause; therefore, the total number of determining causes will be greater than the total number of fatalities or near fatalities.

Fourteen (58.3 percent) of the Violent Act fatalities involved Abusive Head Trauma (AHT), while 31 (75.6 percent) of the Violent Act near-fatalities involved AHT. AHT is defined as an injury to the skull or intracranial contents of an infant or child less than five years of age due to inflicted blunt impact and/or violent shaking.

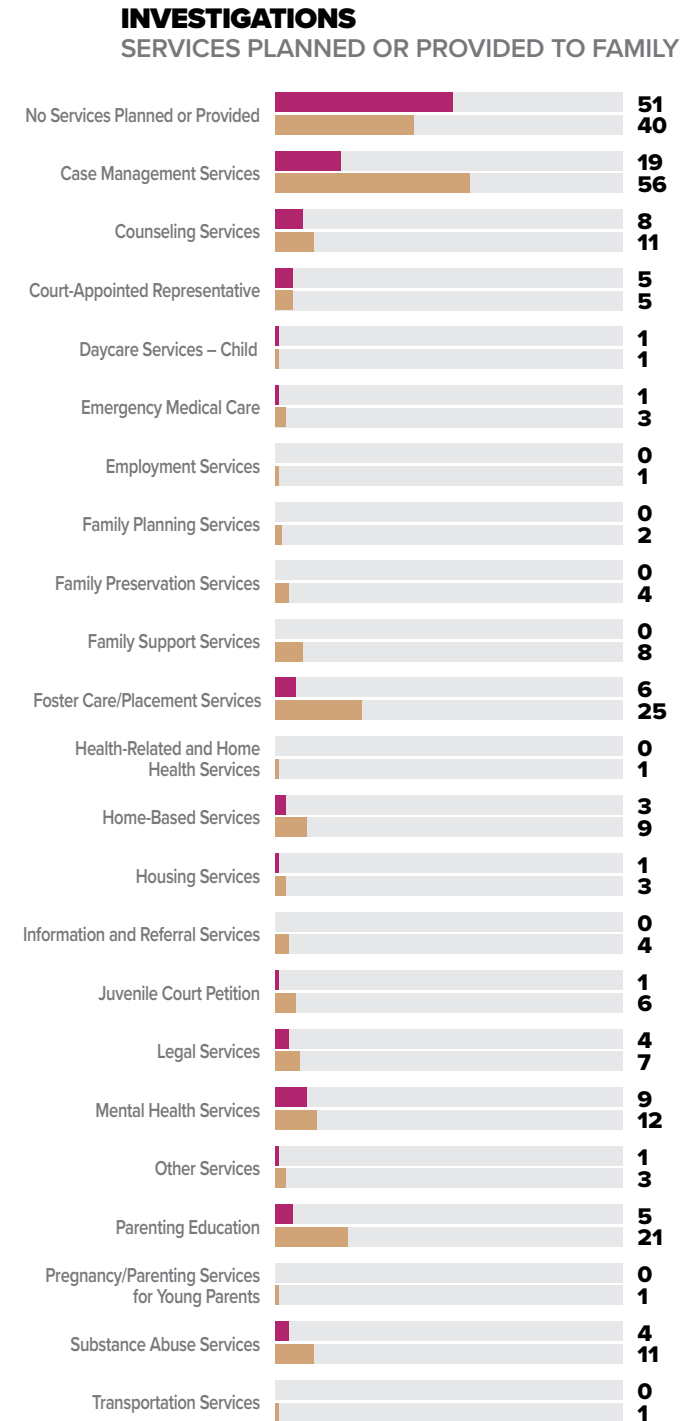
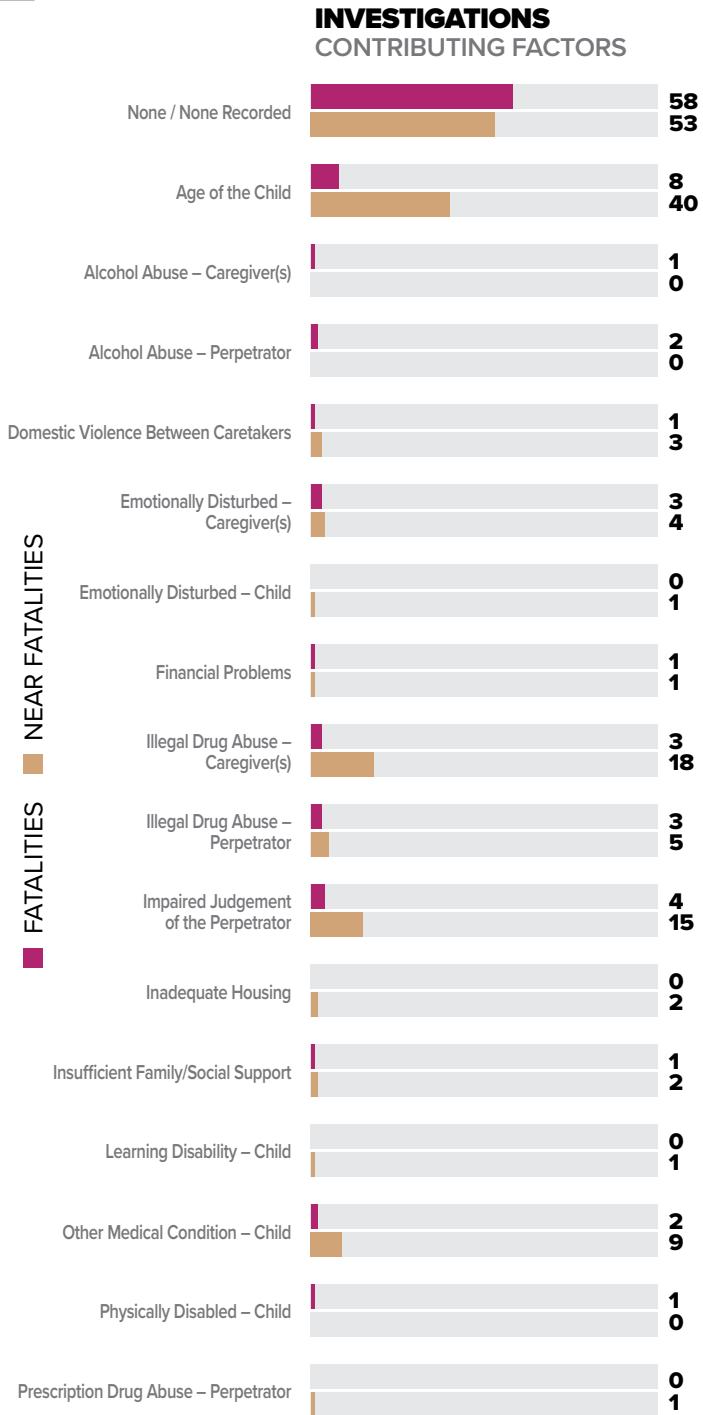
Five (41.7 percent) fatalities and 14 (29.2 percent) near-fatalities with Ingestion or Poisoning as the determined cause involved opioids.

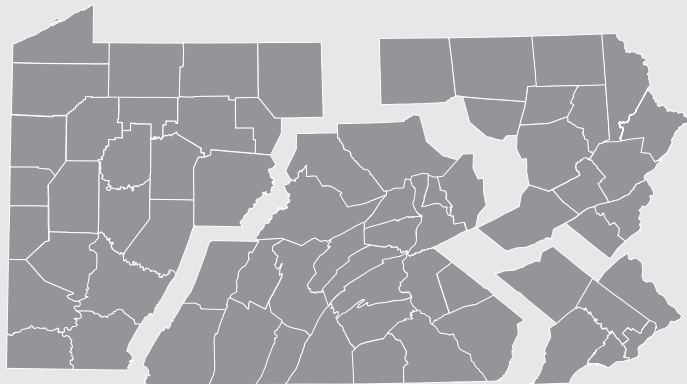


CHILD ABUSE FATALITY AND NEAR FATALITY REVIEW AND ANALYSIS

73
SUBSTANTIATED
FATALITIES

115
SUBSTANTIATED
NEAR FATALITIES





REGIONAL OFFICE INVESTIGATIONS

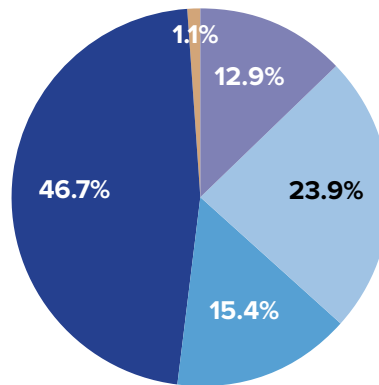
In 2020, OCYF Regional Office staff investigated 1,236 reports of suspected child abuse involving agents of a county agency, a decrease of 28.3 percent from 2019 (1,724 reports). The overall OCYF Regional Office substantiation rate was 7.2 percent, an increase from 2019, which was 6.5 percent.

SOUTHEAST REGION

Not shown on map: one suspected report of abuse and zero substantiated reports in Lehigh County.

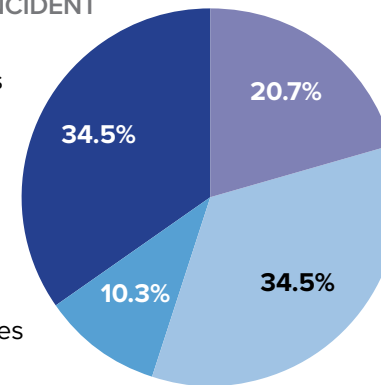
448
TOTAL REPORTS

29
SUBSTANTIATED REPORTS



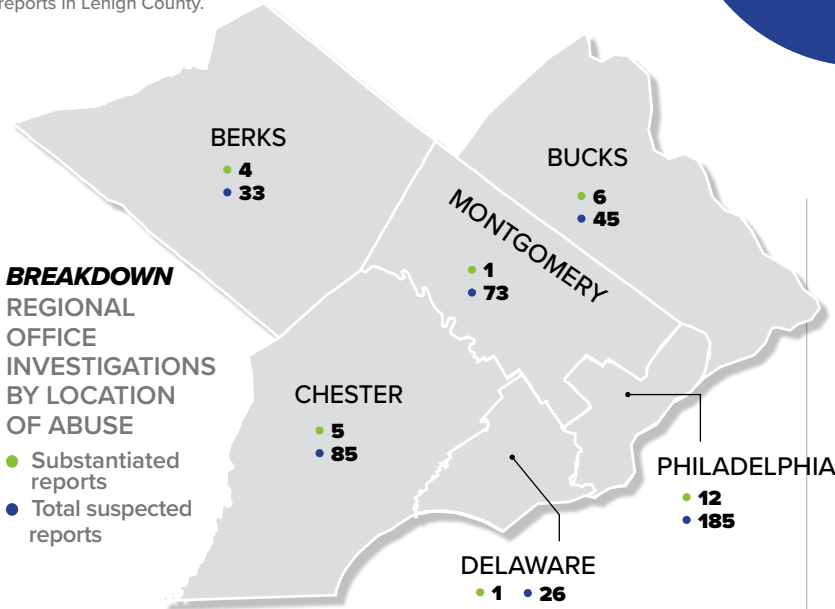
TOTAL REPORTS BY SETTING OF INCIDENT

- 58** (12.9%) Adoption Services
- 107** (23.9%) Foster family care
- 69** (15.4%) Other child care services
- 209** (46.7%) Residential Services
- 5** (1.1%) Unknown



SUBSTANTIATED REPORTS

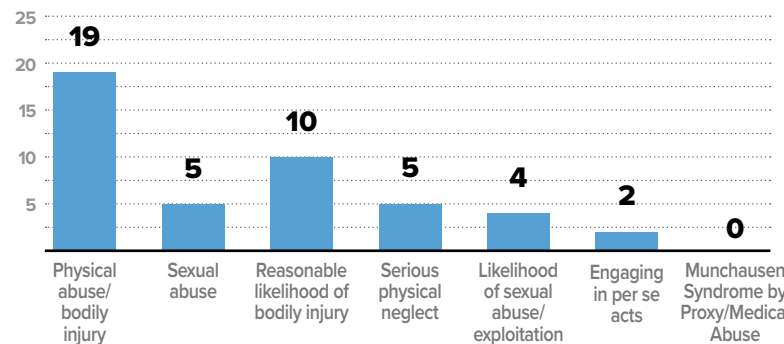
- 6** (20.7%) Adoption Services
- 10** (34.5%) Foster family care
- 3** (10.3%) Other child care services
- 10** (34.5%) Residential Services
- 0** (0.0%) Unknown



BREAKDOWN REGIONAL OFFICE INVESTIGATIONS BY LOCATION OF ABUSE

- Substantiated reports
- Total suspected reports

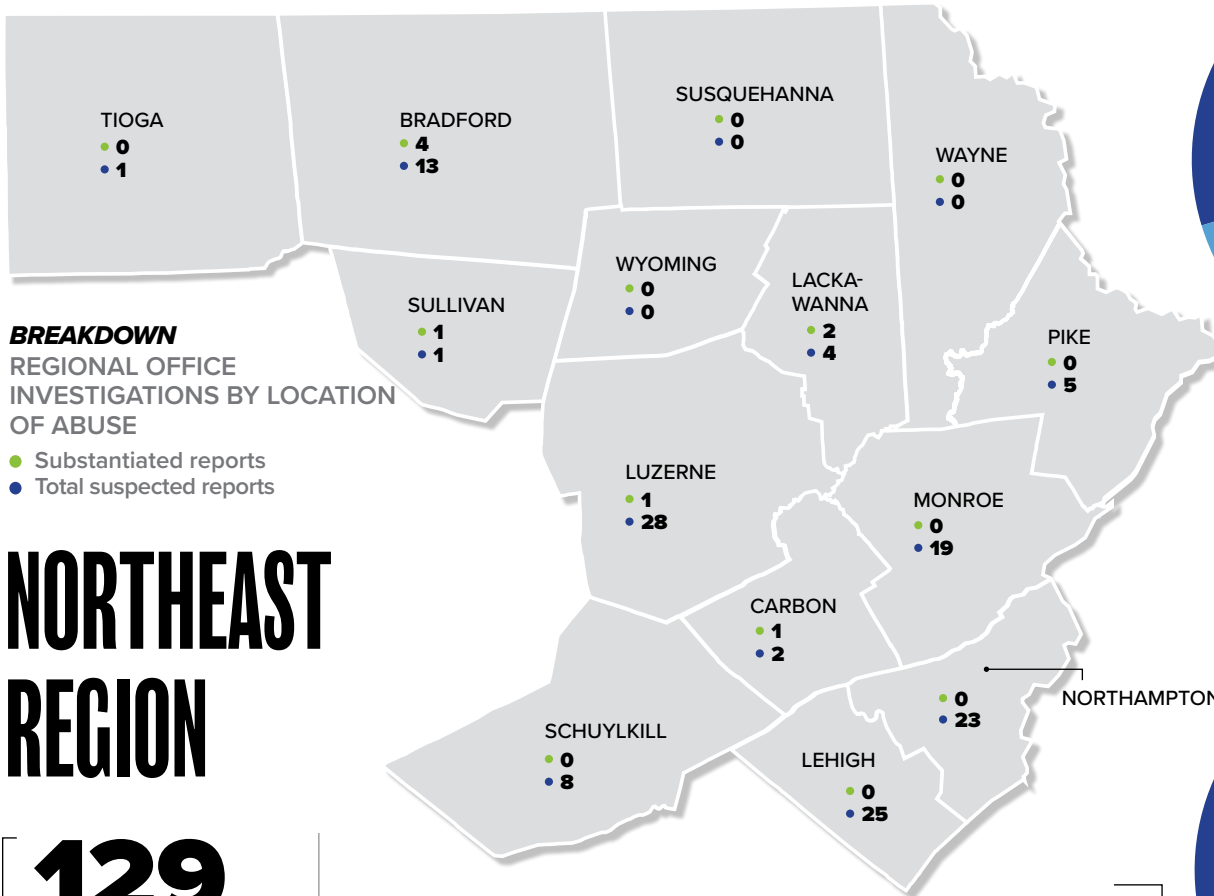
BREAKDOWN SUBSTANTIATED REPORTS BY ALLEGATION



NOTE: A report may have more than one substantiated allegation; therefore, the total number of allegations will be greater than the total number of substantiated reports.

Percentages may not equal 100 percent due to rounding.

The Southeast Regional Office was the investigating agency for three near fatalities in 2020.



BREAKDOWN
REGIONAL OFFICE
INVESTIGATIONS BY LOCATION
OF ABUSE

- Substantiated reports
- Total suspected reports

NORTHEAST REGION

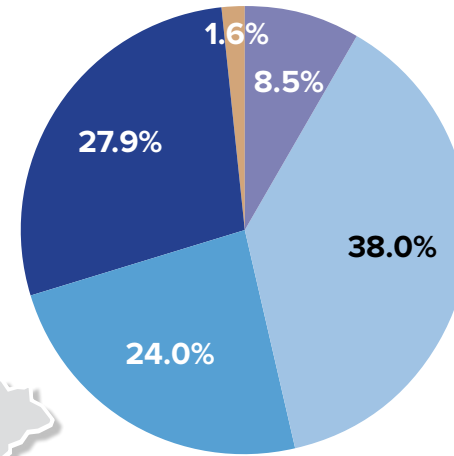
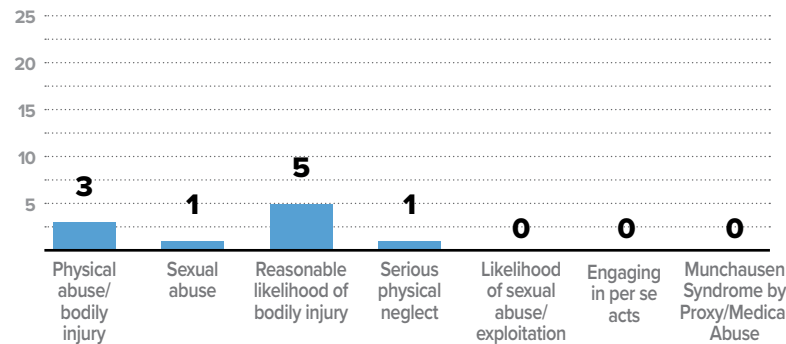
129

TOTAL REPORTS

9

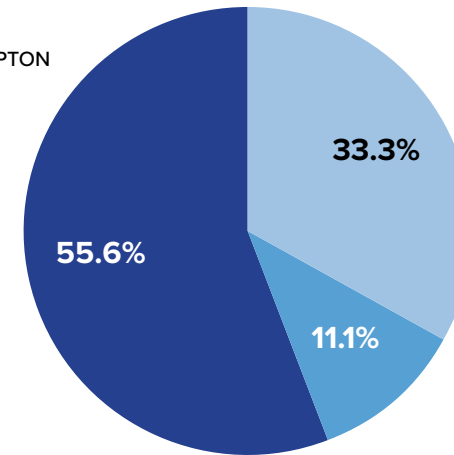
SUBSTANTIATED
REPORTS

BREAKDOWN
SUBSTANTIATED REPORTS BY ALLEGATION



TOTAL REPORTS
BY SETTING
OF INCIDENT

- **11** (8.5%) Adoption Services
- **49** (38.0%) Foster family care
- **31** (24.0%) Other child care services
- **36** (27.9%) Residential Services
- **2** (1.6%) Unknown



**SUBSTANTIATED
REPORTS**

- **0** (0.0%) Adoption Services
- **3** (33.3%) Foster family care
- **1** (11.1%) Other child care services
- **5** (55.6%) Residential Services
- **0** (0.0%) Unknown

NOTE: A report may have more than one substantiated allegation; therefore, the total number of allegations will be greater than the total number of substantiated reports. Percentages may not equal 100 percent due to rounding.

CENTRAL REGION

230

TOTAL REPORTS

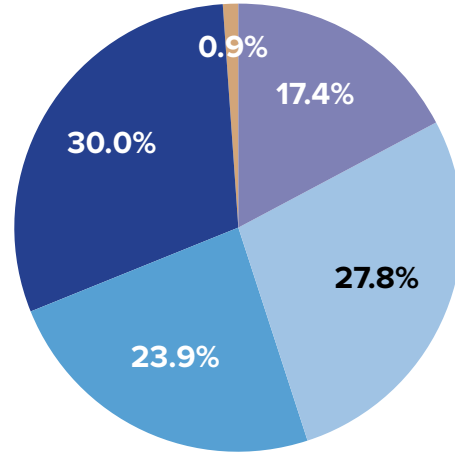
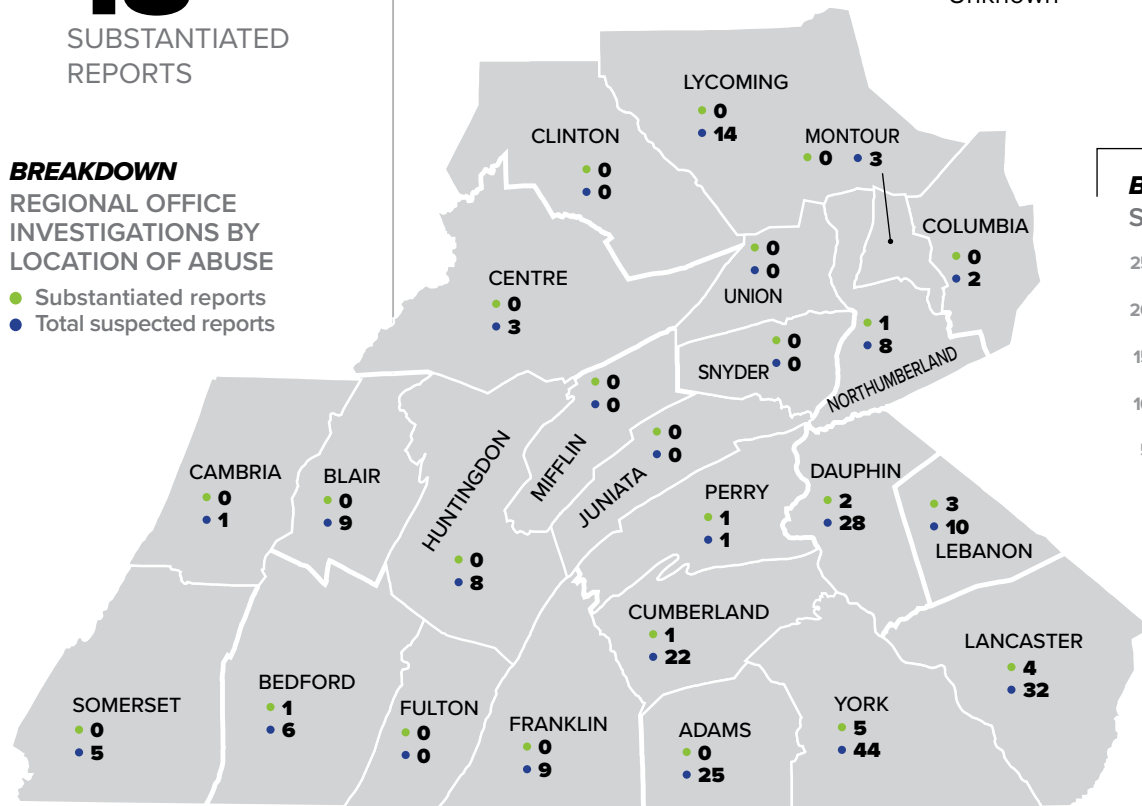
18

SUBSTANTIATED REPORTS

BREAKDOWN

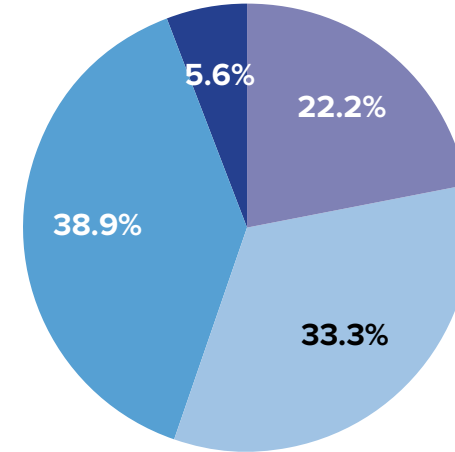
REGIONAL OFFICE INVESTIGATIONS BY LOCATION OF ABUSE

- Substantiated reports
- Total suspected reports



TOTAL REPORTS BY SETTING OF INCIDENT

- 40 (17.4%) Adoption Services
- 64 (27.8%) Foster family care
- 55 (23.9%) Other child care services
- 69 (30.0%) Residential Services
- 2 (0.9%) Unknown

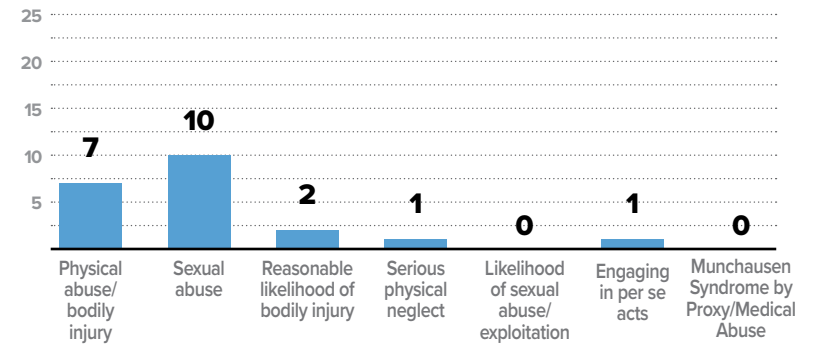


SUBSTANTIATED REPORTS

- 4 (22.2%) Adoption Services
- 6 (33.3%) Foster family care
- 7 (38.9%) Other child care services
- 1 (5.6%) Residential Services
- 0 (0.0%) Unknown

BREAKDOWN

SUBSTANTIATED REPORTS BY ALLEGATION



NOTE: A report may have more than one substantiated allegation; therefore, the total number of allegations will be greater than the total number of substantiated reports.

Percentages may not equal 100 percent due to rounding.

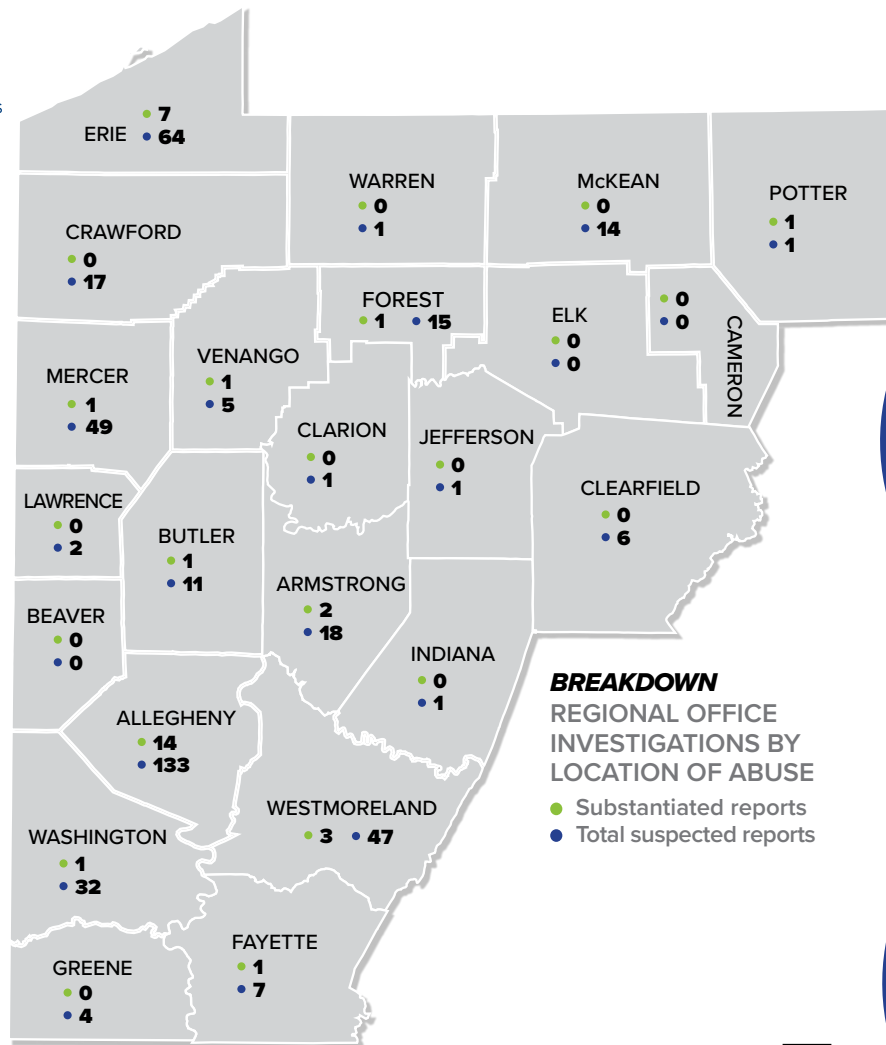
The Central Regional Office was the investigating agency for one fatality in 2020.



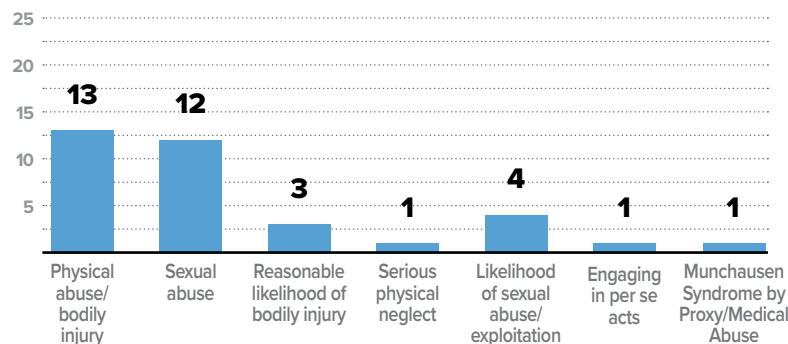
WESTERN REGION

429
TOTAL REPORTS

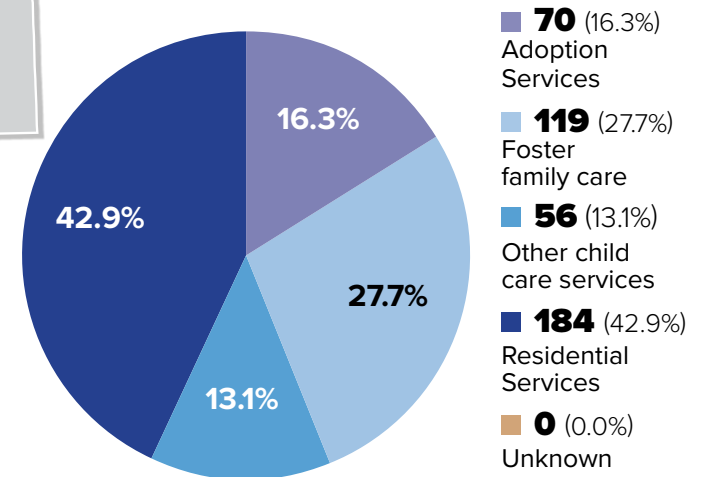
33
SUBSTANTIATED REPORTS



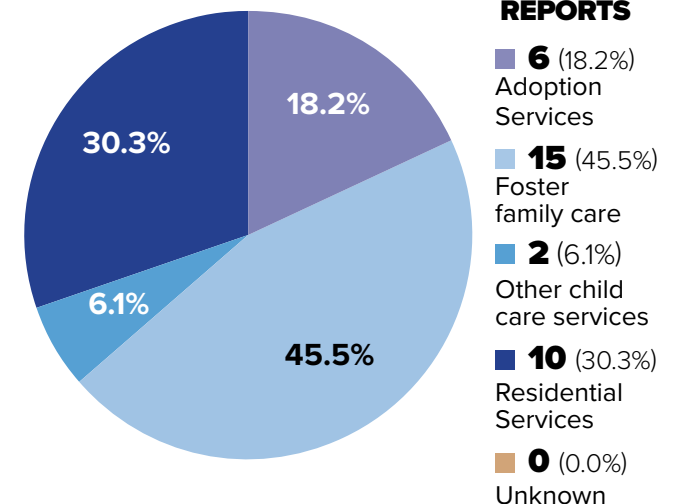
BREAKDOWN
SUBSTANTIATED REPORTS BY ALLEGATION



TOTAL REPORTS
BY SETTING
OF INCIDENT



SUBSTANTIATED REPORTS



NOTE: A report may have more than one substantiated allegation; therefore, the total number of allegations will be greater than the total number of substantiated reports.

Percentages may not equal 100 percent due to rounding.

The Western Regional Office was the investigating agency for one near fatality in 2020.



CHILD ABUSE IN CHILD CARE SETTINGS

THE CHILD PROTECTIVE SERVICES LAW

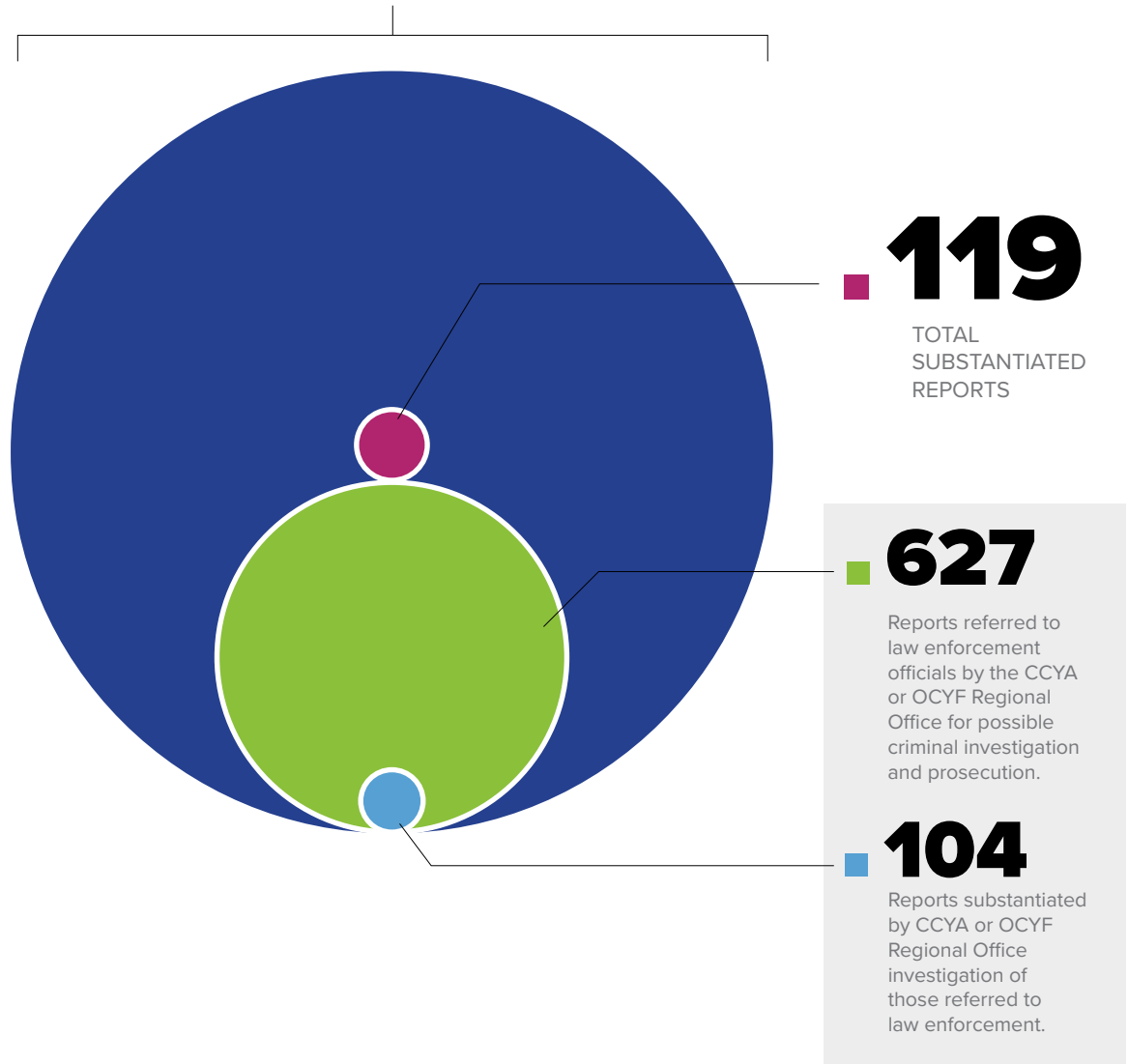
requires DHS to report on the services provided to children who were abused in child care settings and the action taken against the perpetrators. Child care settings include family child care homes, child care centers, foster homes, boarding homes for children, juvenile detention centers, residential facilities, and institutional facilities. It does not include baby sitters (paid or unpaid) arranged by parents.

In 2020, there were 1,388 reports for suspected abuse of children in child care settings. A total of 119, nine percent, were substantiated. DHS investigated 82 of the substantiated reports because the alleged perpetrators were agents of a CCYA.

Social services were planned and/or provided to alleged victims, parents, and/or perpetrators involved in the investigated reports, when appropriate. In 627 reports, 45 percent, information was referred to law enforcement officials by the CCYA or OCYF Regional Office for criminal investigation and prosecution; 104 of these reports were substantiated by the CCYA or OCYF Regional Office investigation.

■ **1,388**

SUSPECTED REPORTS OF CHILD ABUSE
IN CHILD CARE SETTINGS

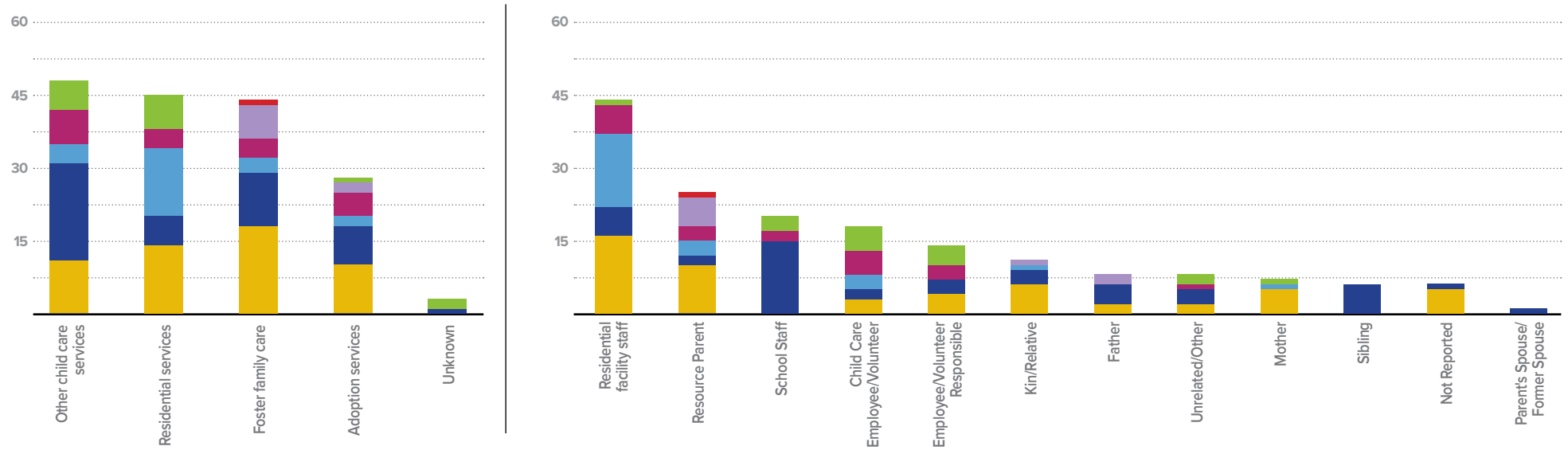


SUBSTANTIATED REPORTS IN CHILD CARE SETTINGS

TYPES OF ABUSE BY SETTING AND BY PERPETRATOR

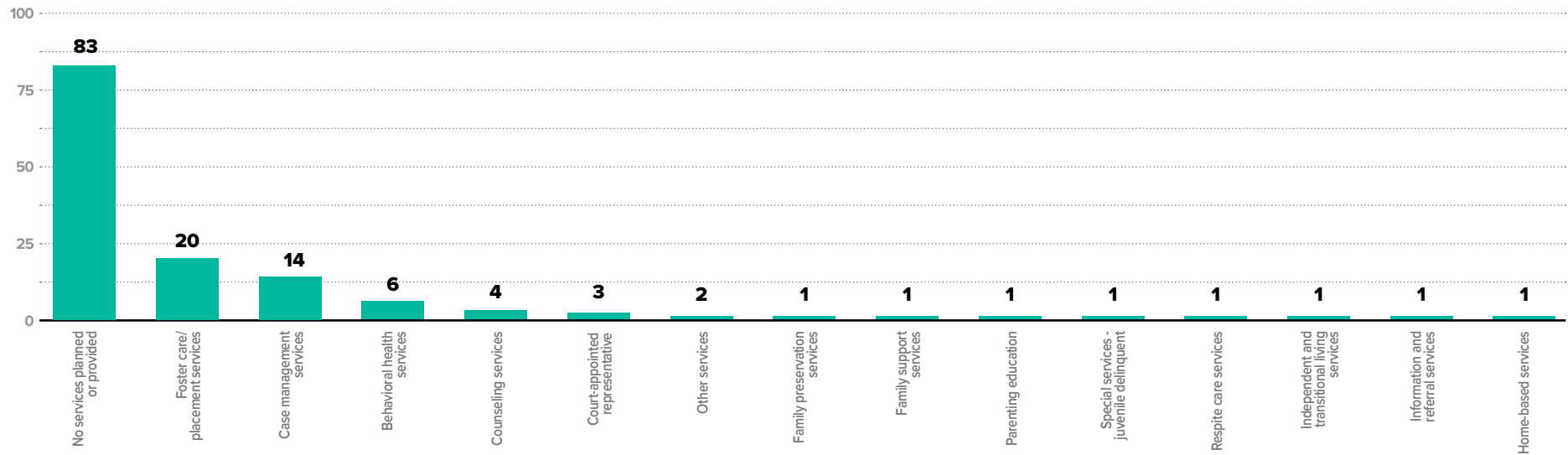
- PHYSICAL ABUSE/BODILY INJURY
- SEXUAL ABUSE
- REASONABLE LIKELIHOOD OF BODILY INJURY
- SERIOUS PHYSICAL NEGLECT
- LIKELIHOOD OF SEXUAL ABUSE/EXPLOITATION
- ENGAGING IN PER SE ACTS
- MUNCHAUSEN SYNDROME BY PROXY/
MEDICAL ABUSE

NOTE: A report may have more than one category of abuse and more than one perpetrator; therefore, the total category of abuse number and perpetrator number may be greater than the total number of reports.



SERVICES PLANNED OR PROVIDED FOR SUBSTANTIATED REPORTS IN CHILD CARE SETTINGS

FOR CHILD, PARENT, AND/OR PERPETRATOR



NOTE: More than one service may be provided; therefore, the total number of services will be greater than the number of reports.



HEARINGS AND APPEALS

THE NAME AND KNOWN IDENTIFYING INFORMATION

of an individual named as a perpetrator of a substantiated report of child abuse is maintained in the statewide database. DHS’s ChildLine and Abuse Registry provides notice of the findings of the investigation to all subjects of the report, including the person named as the perpetrator. The notice to the person named as the perpetrator includes information regarding their right to file an appeal of an indicated report within 90 days of being notified. Only the person who has been named as a perpetrator has the right to file an appeal.

The person named as the perpetrator can request an administrative review by OCYF or bypass the administrative review and request a hearing before DHS’s Bureau of Hearings and Appeals (BHA). The administrative review is performed by a panel of professionals within OCYF. If the appeal results in a decision that is in the favor of the person who is named as the perpetrator, the individual’s name and identifying information is removed from the statewide database. The person named as the perpetrator and the investigating CCYA also have the right to request a hearing with BHA on the merits of the case if either party disagrees with the decision of the OCYF Administrative Review Panel.

At the hearing, the individual named as the perpetrator has the opportunity to present testimony and evidence

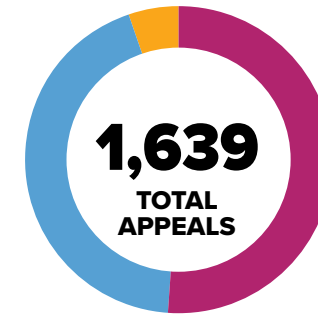
to the BHA administrative law judge, as does the CCYA. All parties are notified by BHA of the scheduled hearing and outcome of the hearing. If the individual, named as the perpetrator, disagrees with the findings at the conclusion of a BHA hearing, they may request reconsideration by the Secretary. This request must be made in writing, within 15 calendar days of the mailing date of the final BHA Order. In addition, both parties may request that the Commonwealth Court review the appeal, if either party is not in agreement with the BHA ruling. The CPSL also gives the Secretary of DHS the authority to amend or expunge a report, upon the request of the perpetrator, based on “good cause shown.” “Good cause shown” can include, but is not limited to:

- Newly discovered evidence that an indicated report is inaccurate or being maintained in a manner inconsistent with the CPSL; or
- A determination that the perpetrator no longer presents a risk of child abuse and there is no significant public purpose for maintaining the individual’s name on the statewide database.

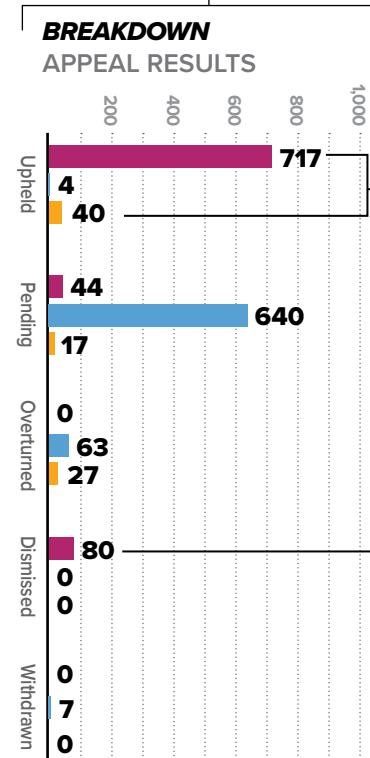
Of the 837 requests for appeal that were upheld by an administrative or secretary review or dismissed by an administrative review, 92 requests were received for a hearing by BHA on the merits of the case.

NOTE: Hearings and Appeals data was extracted on 2/16/21.

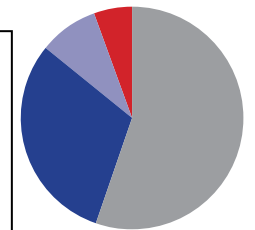
2020 HEARINGS AND APPEALS



- **841** (51.3%)
ChildLine administrative review panel
- **714** (43.6%)
Directly to Bureau of Hearings and Appeals
- **84** (5.1%)
Secretary review



BREAKDOWN BUREAU OF HEARINGS & APPEALS REQUESTS AFTER ADMINISTRATIVE OR SECRETARY REVIEW



92

- **51** Pending
- **28** Overturned
- **8** Dismissed
- **0** Withdrawn
- **5** Upheld

CLEARANCES FOR EMPLOYEES AND VOLUNTEERS

THE CPSL establishes requirements enumerating the individuals that must obtain clearances (statutorily referred to as certifications) in order to be employed, to be a resource parent (foster or adoptive), or volunteer with children. In some circumstances, a resource parent or an individual residing in the resource family home may be required to obtain additional clearances if they have lived out-of-state within the past five years. The CPSL also outlines the grounds for which these individuals would be prohibited from working or volunteering with children.

The child abuse history clearance will only contain a record of indicated, founded, pending criminal court, pending juvenile court, or pending child abuse investigation. The term “pending” on the results of a child abuse history clearance means that the applicant is currently under investigation as a perpetrator of suspected child abuse. Clearances will not include information on unfounded reports of child abuse or general protective services assessments, which are non-abuse cases where services may be provided to prevent potential harm to a child.

The purpose of requiring clearances is to provide employers and those selecting volunteers with information to use as part of a larger decision-making process when determining whether to hire someone as an employee or select them as a volunteer. A clearance does not replace a thorough interview and selection process.

Clearances are required for an employee when the individual will:

- Be responsible for a child’s welfare; **or**

- Have direct contact with children, meaning they are providing care, supervision, guidance, or control to children or they have routine interaction with children.

Clearances are required for an employee at a minimum of every 60 months from the date of their oldest clearance. Clearances may be required more frequently based on licensure and employer requirements.

Clearances are required for an unpaid adult volunteer every 60 months from the date of their oldest clearance when they will:

- Be responsible for a child’s welfare; **or**
- Have direct volunteer contact with children, meaning they are providing care, supervision, guidance, or control to children and they have routine interaction with children.

These clearances may include the following:

- Pennsylvania Child Abuse History Certification;
- Pennsylvania State Police Criminal Record Check; and
- Federal Bureau of Investigation (FBI) Criminal History Background Check (required for employees and some volunteers);
- National Sex Offender Registry (NSOR) Check (required for certain child care providers).

An agency or organization is prohibited from hiring employees or selecting volunteers for a position involving children if the individual was named as a perpetrator in a founded report of child abuse committed within five years preceding when the clearance was verified. Conviction of certain crimes may prohibit working or volunteering with children.

Over the course of 2020, the average processing time for a Pennsylvania Child Abuse History Certification was under four days, an improvement over 2019, which was just under six days. The CPSL mandates that requests for these certifications be completed within 14 calendar days.

Agencies and organizations must ensure that clearances are obtained in accordance with the CPSL. To determine the individuals who are required to obtain clearances, please see the fact sheets at www.KeepKidsSafe.pa.gov. The website also has information on how often employees and volunteers need to submit updated clearances, and the fees associated with clearances. Information on how to obtain the required clearances is also available, including the ability to submit and pay for the Pennsylvania Child Abuse History Certification online.

CLEARANCES

CHILD ABUSE HISTORY CLEARANCE APPLICATIONS

853,644

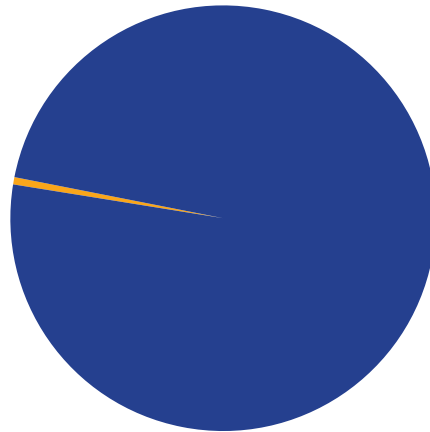
TOTAL APPLICATIONS

4,687

APPLICATIONS THAT NEED
ADDITIONAL INFORMATION
FROM APPLICANT

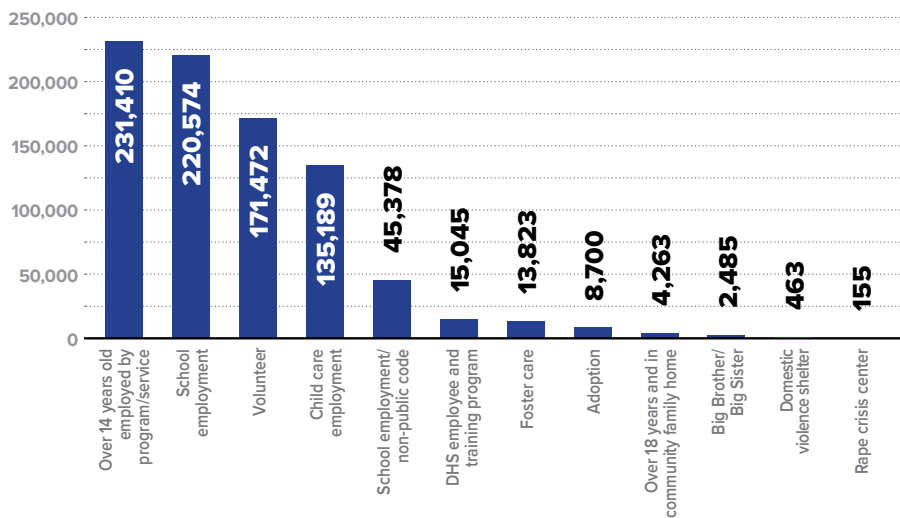
848,957

APPLICATIONS PROCESSED



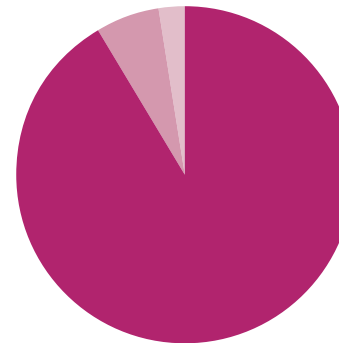
BREAKDOWN

CLEARANCE APPLICATIONS PROCESSED BY CATEGORY



1,713

INDIVIDUALS
IDENTIFIED AS
SUBSTANTIATED
OR ALLEGED
PERPETRATORS



1,566 (91.4%)

Substantiated perpetrators

104 (6.1%)

Alleged perpetrators
in reports pending
investigations

43 (2.5%)

Alleged perpetrators
where the outcome
was pending criminal
or juvenile court

**NATIONAL SEX OFFENDER
REGISTRY VERIFICATION**

To maintain compliance with the federal Child Care Development Block Grant, the Office of Child Development and Early Learning (OCDEL) partnered with the Office of Children, Youth, and Families to provide applicants with a verification letter confirming their name search on the National Crime Information Center's National Sex Offender Registry (NSOR). This national search must be performed for any individual working for or as a regulated child care provider and any relative child care providers caring for children receiving subsidized child care. The verification letter is valid for 60 months. Individuals continuing their relationship with child care as a provider or resident must renew their clearance prior to its expiration.

There were a total of 81,173 applications processed in 2020, with one applicant found to be registered on NSOR.

NOTE: Clearance data provided was extracted on 2/9/2021.

FEDERAL BUREAU OF INVESTIGATION RECORDS REQUESTS

INDIVIDUALS WHO WORK OR VOLUNTEER with children in certain circumstances are required to obtain a Federal Bureau of Investigation (FBI) background check before working with or volunteering with children. The data in this section reflects a compilation of all individuals who have applied for the fingerprint-based federal criminal background check in 2020.

The following individuals are required to obtain an FBI background check as part of the clearance process: child care services employees, school employees, foster parents, adult household members in foster homes, prospective adoptive parents, individuals providing child care services under contract with a child care facility or program, and adult household members of family living homes, community homes for individuals with an intellectual disability, and host homes for children.

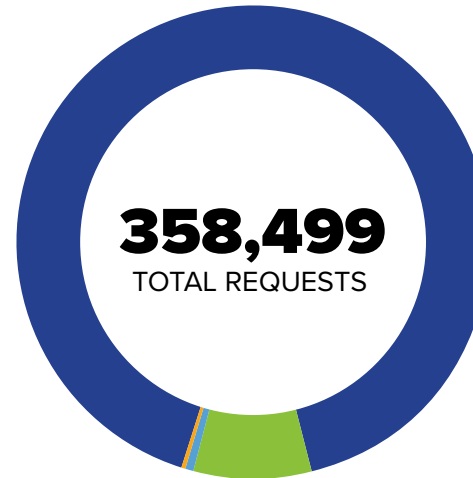
Adult volunteers who have not lived in Pennsylvania for the last 10 years must also obtain FBI background checks. Adult volunteers who have lived in Pennsylvania for the last 10 years and swear or affirm in writing that they have not been convicted of any of the prohibitive crimes listed in Section 6344 of the CPSL are not required to obtain the FBI background check.

For more information on FBI and other required clearances, please visit www.KeepKidsSafe.pa.gov.

NOTE: FBI data provided was extracted on 2/23/21.

FBI RECORDS REQUESTS

INDIVIDUAL BACKGROUND CHECKS AND RESULTS

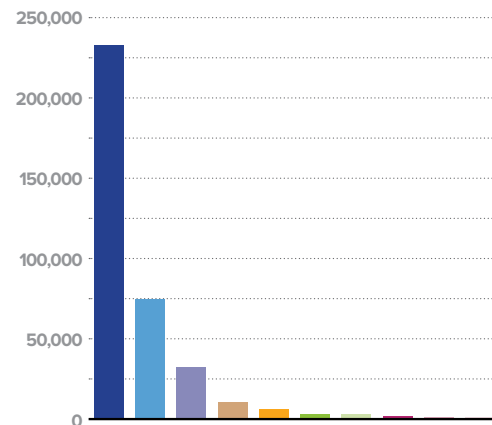


- **327,550** RESULTS WITH NO RECORD
- **28,946** RESULTS WITH A RECORD
 - **1,277** REQUESTS WHICH NEED ADDITIONAL INFORMATION FROM APPLICANT
 - **717** REQUESTS REJECTED THE FIRST TIME AND NOT REPRINTED.
 - **5** REQUESTS PENDING RESEARCH
 - **4** REQUESTS WAITING FOR FBI NAME SEARCH

RESULTS: CRIMINAL HISTORIES

682 of the 28,946 total results with a record were crimes that would disqualify an applicant from working or volunteering with a child in accordance with Section 6344 (c) of the CPSL or an equivalent crime under federal law or the law of another state.

BREAKDOWN PURPOSE OF FBI RECORD REQUESTS



- **232,437** Employee over age 18 with contact with children
- **74,290** Child care services/program employee
- **31,244** Volunteer
- **9,487** Foster parents
- **5,451** Prospective adoptive parent
- **2,276** Family child care home provider
- **2,210** Individual over age 18 in foster home
- **869** Individual over age 18 in family living, community, or host home
- **585** Individual over age 18 in prospective adoptive home
- **332** Individual over age 18 in licensed child care home

STATEWIDE GENERAL PROTECTIVE SERVICES

GENERAL PROTECTIVE SERVICES (GPS) reports are those reports that do not rise to the level of suspected child abuse but allege a need for intervention to prevent serious harm to children. DHS is responsible for receiving and transmitting reports where GPS concerns are alleged. The CCYA is responsible for receiving and assessing reports of children in need of GPS in order to:

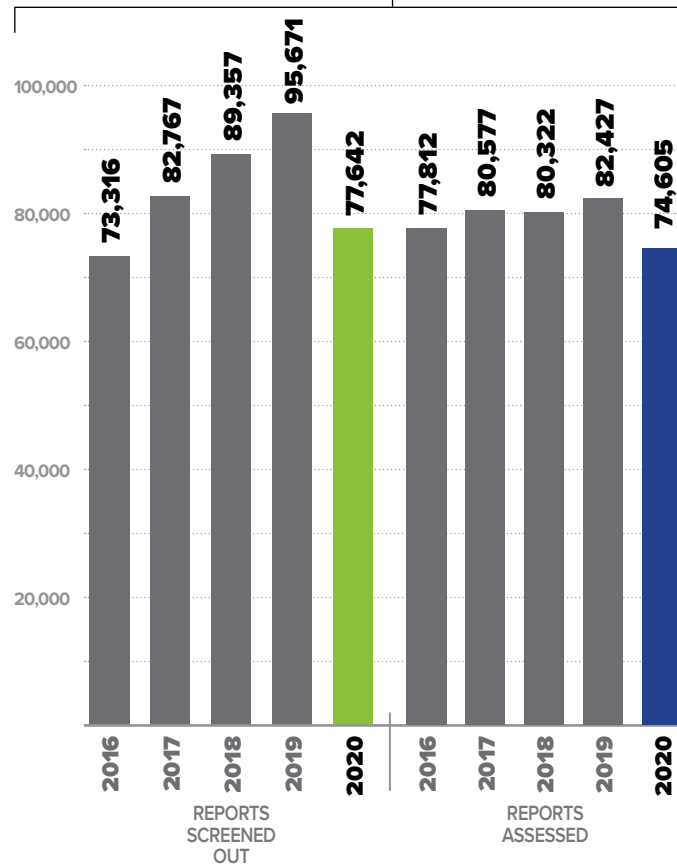
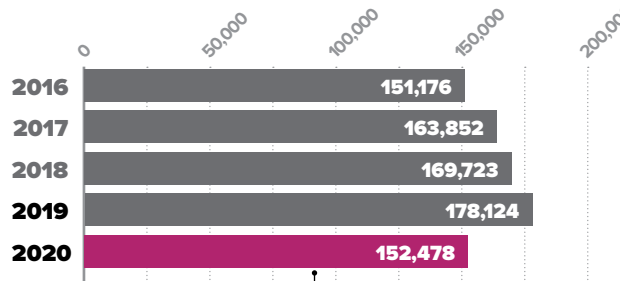
- Provide services to prevent abuse or neglect to children;
- Provide or arrange for and monitor the provision of those services necessary to safeguard and ensure the child's well-being and development; and
- Preserve and stabilize family life wherever appropriate.

GPS reports can be made by mandated or permissive reporters. While mandated reporters are only required to

CONTINUES ON PAGE 27

152,478

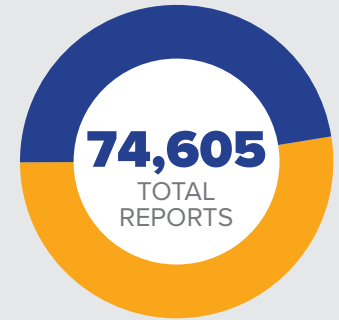
**GENERAL PROTECTIVE SERVICES
TOTAL REPORTS**



NOTE: Data for years prior to 2018 was extracted 3/23/18. Data for 2018 was extracted 3/22/19. Data for 2019 was extracted 3/23/20. In 2020, data was extracted 3/22/21 and there were 231 reports awaiting outcomes.

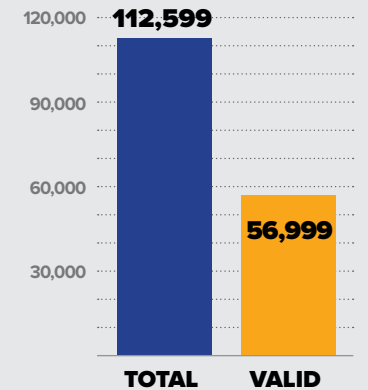
BREAKDOWN

ASSESSED REPORTS

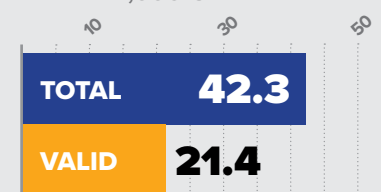


39,021
VALID REPORTS

CHILDREN ASSESSED



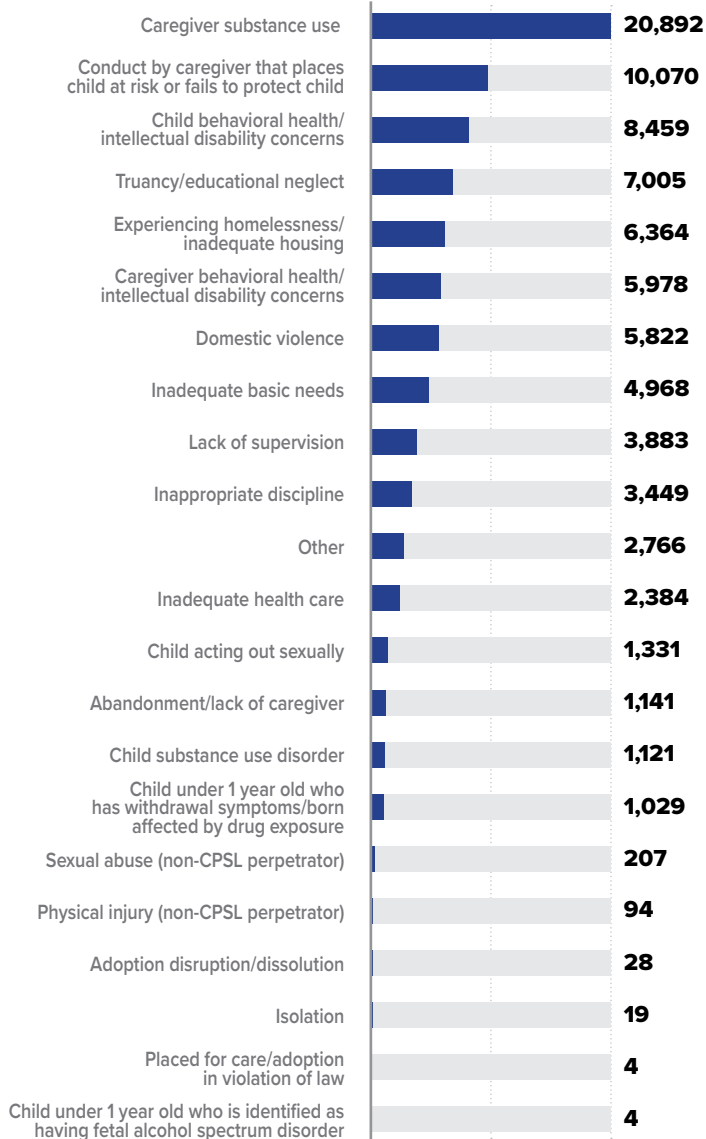
CHILDREN ASSESSED PER 1,000 CHILDREN



NOTE: A report may have more than one child; therefore, the number of children will be more than the number of reports.

VALID GPS CONCERNS BY TYPE

87,018
TOTAL VALID CONCERNS



NOTE: The methodology for determining the number of concerns has been revised from previous years' reports. This revision results in a lower count of total concerns. The revised methodology counts each concern type once for each child within each report.

STATEWIDE GENERAL PROTECTIVE SERVICES



CONTINUED FROM PAGE 26

report suspected child abuse, they continue to make the majority of reports alleging GPS concerns of children. When reports are received at ChildLine, staff assess the allegations, categorize the report, and send the report to the appropriate CCYA for assessment.

As with CPS reports, upon receiving a GPS report, the CCYA must see the child immediately if emergency protective custody has been taken, emergency protective custody is needed, or it cannot be determined from the report whether or not emergency protective custody is needed.

Otherwise, the CCYA prioritizes the response time to assure that children who are most at risk receive an assessment first.

CCYAs must complete their assessment within 60 days of receipt of a report. As with CPS reports, the CCYA must also provide or arrange for services necessary to protect the

child and any other children in the home. Upon completion of the assessment, the CCYA must immediately notify DHS:

- If the report was determined to be valid or invalid; and
- If the family was accepted for services, referred to community services, or the case was closed.

Determining that a report was valid means there was merit to the concerns. Conversely, determining that a report was invalid means the concerns did not meet the criteria or rise to the level of a valid report.

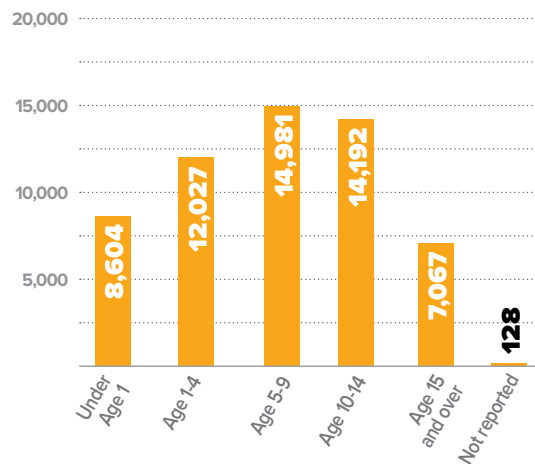
If the family was accepted for services, the CCYA must also immediately notify DHS upon the closure of services.

Unlike CPS reports, the determination made on a GPS report is not used when processing a Pennsylvania Child Abuse History Certification, nor does submission of the outcome after the 60-day timeframe impact the final outcome determination. Timely submission of GPS outcomes is monitored and reviewed as part of DHS's licensure of CCYAs.

CCYAs also have the ability to screen-out GPS reports. The decision to screen-out a GPS report is made on a case-by-case basis by the CCYA and could be due to a number of different factors including, but not limited to:

- **Information Only** – The child/family requested information only and no other concerns exist warranting an assessment;
- **Referral to Other Community Services** – A child/family will benefit from other services in the community, which can best address the child/family's needs;

AGE OF CHILDREN VALID GPS REPORTS



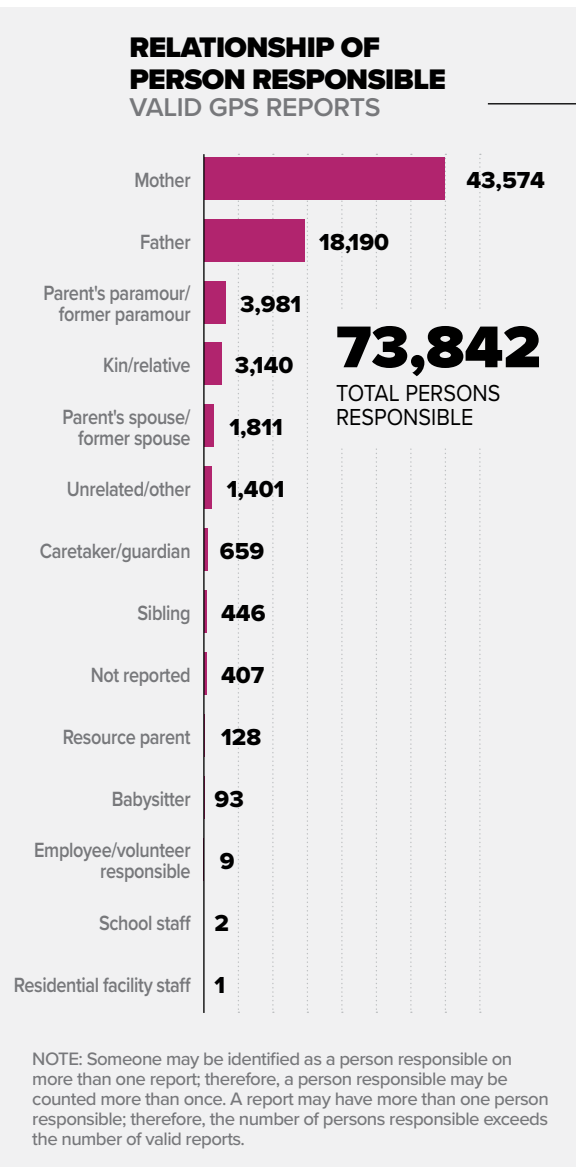
CONTINUES ON PAGE 28



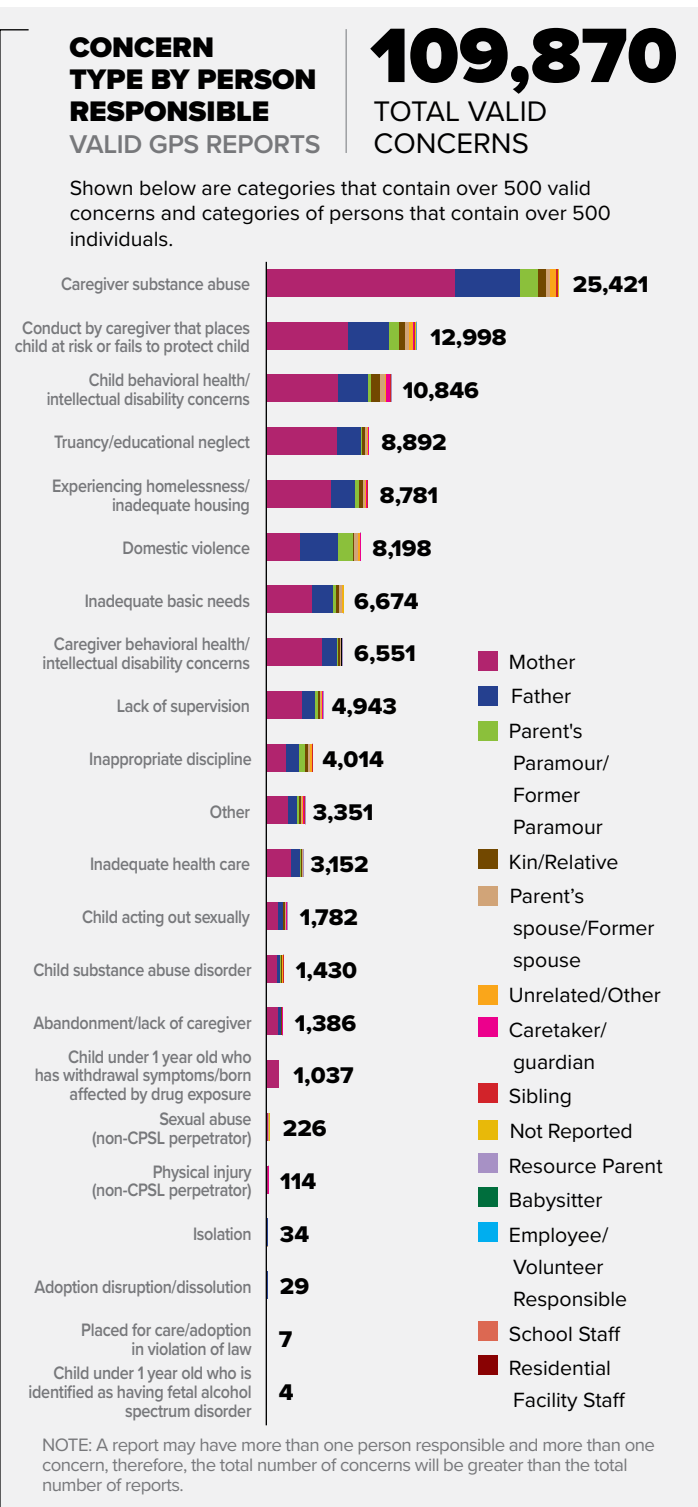
CONTINUED FROM PAGE 27

- **Referral Did Not Allege Abuse or Neglect Concerns** – The referral did not allege concerns that warrant the CCYA performing an assessment and there are no child safety concerns;
- **Courtesy Visit** – Another state or agency has requested an assessment; however, the child/family is not in need of service;
- **Law Enforcement Only** – A referral was made to law enforcement officials because the alleged perpetrator is not a perpetrator under the CPSL and there are no child safety concerns;
- **Insufficient Information/Unable to Assess** – The child/family is unable to be identified/located;
- **No Face-to-Face Contact/No Further Action Needed** – The CCYA contacted the child/family or other professionals via phone and no further action is required;
- **Face-to-Face Contact/No Further Action Needed** – The CCYA made one face-to-face contact with child/family and no further action is required; or
- **Other Reason** – A reason that does not fall in the above categories, which requires the agency to record the specific reason.

GPS reports maintained in the statewide database at ChildLine must be expunged within certain timeframes based on the outcome and whether the family was accepted for services. Invalid GPS reports must be expunged one year and 120 days after the date the report was received by DHS. Valid GPS reports not accepted for services must be expunged 10 years and 120 days following the date the report was received by DHS or until the youngest child identified in the most recent GPS report reaches 23 years of age, whichever occurs first. Valid GPS reports accepted for services must be expunged 10 years and 120 days



after the closure of services by the CCYA, or until the youngest child identified in the most recent GPS report reaches 23 years of age, whichever occurs first. CCYAs may continue to maintain information regarding these same valid GPS reports to assist in future risk and safety assessments and research for an indefinite amount of time, or the CCYA may amend or expunge these reports.



CHILDLINE

THE DHS CHILDLINE AND ABUSE

REGISTRY is the central clearinghouse for all CPS and GPS reports. The toll-free hotline, 1-800-932-0313, is available 24 hours a day, seven days a week to receive reports of suspected child abuse by phone and electronic submission. ChildLine staff ensure that reports are transmitted to CCYAs, law enforcement officials, or the appropriate OCYF Regional Office for investigation or assessment. If the report is made directly to the county, the county is required to transmit those reports to ChildLine. Additionally, CCYAs and OCYF Regional Offices submit the outcome of CPS and GPS assessments to ChildLine. Substantiated CPS and GPS reports are recorded in the statewide database.

As of December 31, 2020, there were a total of 160,753 substantiated CPS reports in the statewide database¹, an increase of three percent from 2019. ChildLine answered approximately 160,743 calls, a decrease of 12 percent from 2019. Calls involved suspected child abuse, reports of general protective services, referral to local services, complaints for licensing agency review and investigation, and referrals to law enforcement officials.

- Of the 32,919 reports for suspected abuse, 66 percent were made by phone, 11 percent were received by CCYAs and electronic transmission, and 23 percent were received

directly through the online reporting system.

- In 2020, ChildLine received 17,318 law enforcement-only reports. These reports are for incidents that involve a criminal act against a child where the individual who allegedly committed the act does not meet the definition of perpetrator in accordance with the CPSL. Law enforcement referrals are provided by ChildLine to the county district attorney's office where the incident occurred.
- Copies of 631 founded or indicated reports on 574 perpetrators were provided to the Sexual Offenders Assessment Board as required by Pennsylvania's Megan's Law; this was a 33 percent decrease from 2019. These reports were provided to aid the courts in determining whether the perpetrator should be classified as a sexually violent predator.
- In 2020, 5,223 children were moved from the setting where the alleged or actual abuse occurred. This represents a decrease of 13 percent from the 2019 number, 6,025.
- 15,172 records checks were performed and provided to CCYAs or law enforcement officials to verify that other people participating in safety plans or caring for a child have no record of child abuse that would place the child at risk.

DEFINITION: Protective services alert — A request from another state to determine if a family received child welfare services in Pennsylvania.

¹ NOTE: This figure reflects the total number of substantiated reports since the database was established in 1975.

CHILDLINE 2020 TOTAL CALLS*

163,215

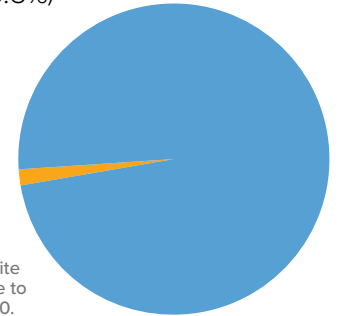
TOTAL CALLS RECEIVED

■ **160,743** (98.5%)

CALLS ANSWERED

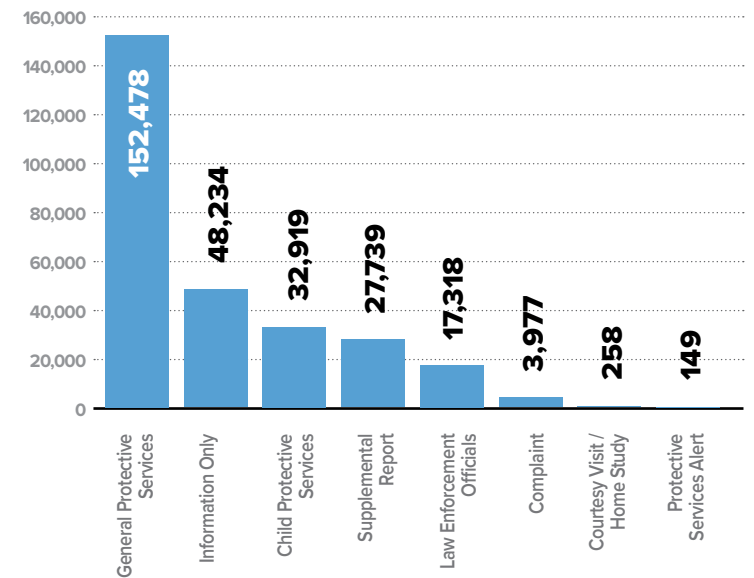
■ **2,472** (1.5%)

CALLS ABANDONED



*On March 19, 2020, ChildLine began working remotely using a new phone system that did not provide the same tracking capabilities of the onsite system. Only the "total calls answered" were able to be captured from 01/01/2020 through 03/18/2020. The total calls received will reflect the sum of the total calls answered and the total calls abandoned.

BREAKDOWN REPORTS RECEIVED BY TYPE



NOTE: The breakdown of reports above includes reports received electronically and through phone calls to the hotline; therefore, the total number of reports will not match the calls answered. A single call to the hotline may result in more than one report.

FUNDING AND EXPENDITURES FOR CHILD WELFARE SERVICES

\$1.866 billion

TOTAL FUNDING FOR CHILD WELFARE SERVICES

\$1.136B

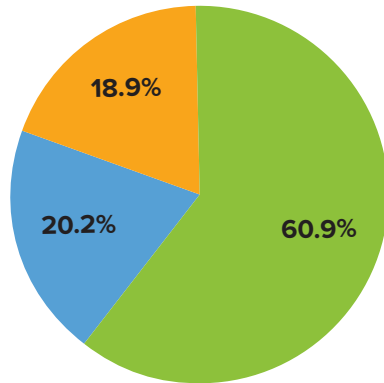
STATE FUNDS

\$352M

COUNTY FUNDS

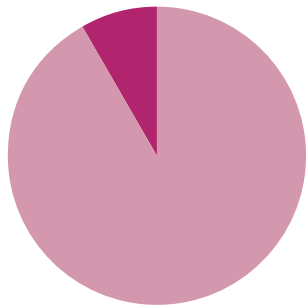
\$377M

FEDERAL FUNDS



\$263.915 million

TOTAL SPENT BY THE STATE AND COUNTY AGENCIES TO INVESTIGATE CHILD ABUSE REPORTS AND ASSESS GENERAL PROTECTIVE SERVICES REPORTS



\$243.868M

COUNTY PERSONNEL COSTS

\$20.048M

STATE PERSONNEL COSTS

\$14.694M

OCYF headquarters staff and ChildLine staff that performed child abuse work

\$5.353M

Personnel costs for OCYF regional staff who performed child abuse investigations

PENNSYLVANIA'S CHILD WELFARE SYSTEM is responsible for a wide range of services to abused and neglected children, and dependent and delinquent children. Funding provided by the state and county agencies for all services in State Fiscal Year (SFY) 2019-20 was \$1.489 billion; \$1.136 billion state funds and \$352 million county funds. While an additional \$377 million in federal funds were spent, none of those funds were used for investigations and assessments.

\$263.915 million was spent by state and county agencies to investigate reports of suspected child abuse and assess GPS reports and related activities. Of the \$263.915 million, \$243.868 million was spent by counties. The state government spent the remaining \$20.048 million to fund personnel costs (salaries, benefits, and operating costs) for the percentage of time OCYF headquarters staff and ChildLine staff performed child abuse and general protective services related work (\$14.694 million), and personnel costs for OCYF Regional Office staff who performed child abuse investigations (\$5.353 million).

Personnel costs for OCYF headquarters staff were \$1.774 million. ChildLine personnel costs were \$12.920 million. ChildLine staff manage the state's 24-hour hotline to receive reports of suspected child abuse and general well-being concerns, and process child abuse clearances and FBI background checks for persons seeking employment or volunteer work involving responsibility for children's welfare or having direct contact with children in Pennsylvania.

To obtain the total expenditures for county agencies to conduct alleged child abuse investigations, refer to the individual county pages in this report. These numbers do not reflect total expenditures for all services provided by the county agencies.

NOTE: Two counties have not reported their total expenditures for SFY 2020; Therefore the total county expenditures is underreported. Expenditures for these counties are included through April 9, 2021. Data extracted 4/09/2021.

Percentages may not equal 100 percent due to rounding.



SAFE HAVEN OF PENNSYLVANIA

1.866.921.SAFE (7233) | www.secretssafe.org

THE DEATH OF BABY MARY, a newborn infant who was murdered by her mother and left in a dumpster in 2001, prompted the enactment of the commonwealth's Newborn Protection Act and the Safe Haven Program. Safe Haven's purpose is to protect newborns who might otherwise be abandoned or harmed. The Newborn Protection Act allows a parent to relinquish a newborn up to 28 days old at any hospital, a police officer at a police station, or emergency services providers on the grounds of an entity employing the emergency services providers (such as emergency medical responder, technician or paramedic). As not all police stations and emergency services providers are staffed 24/7, parents should only relinquish newborns at those locations when staff are present. The parent is not criminally liable if the newborn has not been a victim of suspected child abuse or another crime. A newborn who is relinquished through Safe Haven is placed into foster care in a pre-adoptive home through the CCYA. Act 68 of 2017 expanded Safe Haven to allow newborn relinquishment with emergency services providers on the grounds of an entity employing the emergency services

providers. It also permits Safe Haven locations the option to install an incubator for the care of a newborn accepted under this law.

The CCYA is required to do the following when a newborn is relinquished through Safe Haven:

- Make diligent efforts within 24 hours to identify the newborn's parent, guardian, custodian, or other family members and to notify them of the whereabouts of the newborn and the reasons that the newborn was taken into protective custody; and
- Assume responsibility for making decisions regarding the newborn's medical care, unless otherwise provided by court order.

In addition, CCYAs are required to provide outreach and counseling services to prevent newborn abandonment. CCYAs and the department conduct continuing publicity and education programs aimed at the prevention of newborn abandonment.

To ensure that accurate information about Safe Haven is available, the department maintains a statewide, toll-free helpline, 1-866-921-SAFE (7233), and the Safe Haven website, www.secretssafe.org. Additional information regarding the Safe Haven program and educational materials can be found on this website. The statewide helpline provides information about Safe Haven and allows callers to speak directly with someone to find the location of the nearest hospital, police station or emergency services provider. In 2020, the helpline received 44 calls, with an average of 3.6 calls a month with February having the highest number of calls received with a total of nine calls and January and April having the second highest number with seven calls each month.

In 2020, two newborns were relinquished in Lackawanna County and Lehigh County both in the Northeast Region. Since the law was enacted in 2002, a total of 48 newborns have been received as Safe Haven infants by Pennsylvania hospitals and police stations. These infants have come from 26 counties, with most relinquishments occurring in the Western region of the state (22 infants). The Central region had the second highest number of infants relinquished at 13, followed by eight in the Northeast region and five in the Southeast region.

Relinquishments reported for previous years may contain partial data; therefore, the counts from previous years will not match the current total.

FEDERAL CHILD ABUSE PREVENTION AND TREATMENT ACT

SUBSTANCE-EXPOSED INFANTS

SINCE 2003, THE CHILD ABUSE PREVENTION AND TREATMENT ACT (CAPTA) has included requirements to ensure appropriate notification is given to child protective services agencies to address the needs of substance-exposed infants. On July 22, 2016, the Comprehensive Addiction and Recovery Act (CARA) amended CAPTA to expand the requirement of the development of a plan of safe care for infants born and identified as affected by substance use, withdrawal symptoms resulting from prenatal substance exposure or a Fetal Alcohol Spectrum Disorder. To ensure the safety and well-being of these infants following their release from the care of health care providers, CARA removed the term “illegal” in reference to parental substance use and included addressing the health and substance use disorder treatment needs of the affected family or caregiver into the plan of safe care. CARA also added requirements relating to data collection and monitoring for this population.

The opioid epidemic does not discriminate — it affects Pennsylvanians from all walks of life. On January 10, 2018, Pennsylvania took a step forward in the fight against the heroin and opioid epidemic by implementing a statewide disaster declaration that identified the heroin and opioid epidemic as a public health emergency. Pennsylvania has also established Centers of Excellence, which serve as central, efficient hubs to assist people with substance use disorders who are covered by medicaid, ensuring individuals receive behavioral and physical health care, including any evidence-based medication-assisted treatment needed. On June 28, 2018, Governor Tom Wolf signed Act 54 of 2018 updating Pennsylvania law, consistent with CAPTA, to require health care providers, including those involved in the delivery or care of an affected

infant or encountering an infant up to age one outside a hospital setting, notify PA DHS so that a plan of safe care can be developed. State law stipulates that this notification by health care providers “shall not constitute a child abuse report”.

Pennsylvania remains committed to the development of a single policy agenda across the disciplines of child welfare, health, and drug and alcohol treatment regarding substance-exposed infants and their families. This coordinated response is supported by the aforementioned system partners and addresses primary prevention, substance use screening and referral to treatment, coordination of care for the infant and family, development of protocols for plans of safe care, and tracking of referral outcomes. In 2016, the state first convened a cross-systems stakeholder workgroup (the Multidisciplinary Workgroup on Infants with Substance Exposure) to gather expert input to identify how infants and families affected by substance use could best be served, ensuring there is community-based family-centered care to increase access; that follow-up is provided for the mother, infant, and family and that plans of safe care are individualized and treatment focused. DHS, the Department of Health and the Department of Drug and Alcohol Programs jointly issued the Pennsylvania Plan of Safe Care Guidance in March 2019 to provide practice considerations related to the identification of infants and caregivers affected by substance use and substance use disorders, and parameters related to the development of plans of safe care including plan elements and monitoring. To assist CCYAs considering the potential practice and fiscal impacts of the changes following Act 54 of 2018, the three aforementioned departments partnered with the Governor’s Institute to host five regional, in-person, two-day work sessions for county level executive planning teams. The Governor’s Institute work sessions were designed to engage and support local county planning teams as they develop, implement and monitor policies and procedures regarding the development and implementation of plans of safe care. Pennsylvania has also worked with the Administration for Children and Families (ACF) to develop and complete a Program Improvement Plan to ensure that all legislative changes and policy guidance are consistent with the federal requirements. Following the five work sessions provided by the Governor’s Institute, a series of eight technical assistance (TA) sessions were held throughout Pennsylvania. Each TA session focused on fine tuning county policies and procedures regarding Plans of Safe Care, providing clarification regarding policy questions, and providing counties the opportunity to share with each other their respective implementation efforts.



COUNTIES BY THE NUMBERS

The child welfare system in Pennsylvania is state-supervised and county-administered with both agencies having vital roles in the protection of children. DHS is responsible for assuring the availability and provision of public child welfare services, providing oversight and technical assistance to each CCYA, and establishing and enforcing policies and regulations that support the achievement of child welfare goals and outcomes. Additionally, DHS is responsible for the licensure of public and private child welfare agencies and the investigation of complaints received regarding these agencies.

Each CCYA is responsible for administering a program of children and youth services to children and their families. The county children and youth program includes services designed to:

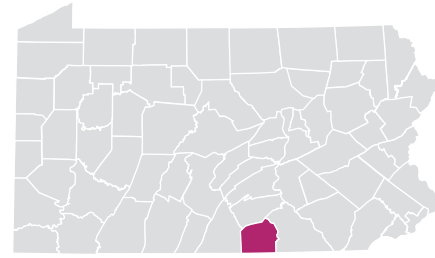
- Protect children from abuse and neglect and enable children to remain safely in their own homes and communities;
- Prevent dependency and delinquency of children and help them overcome problems that result in dependency and delinquency;
- Provide permanency and stability for children in their homes or in placement and preserve relationships and connections for children with their families and communities;
- Enhance the family's capacity to provide for their children's educational, physical, and behavioral health needs;
- Provide balanced attention to the protection of the community, the imposition of accountability for offenses, and the development of competencies to enable youth to become responsible and productive members of the community.

The following pages provide a snapshot of child abuse and neglect, and expenditures for investigations and assessments by county.

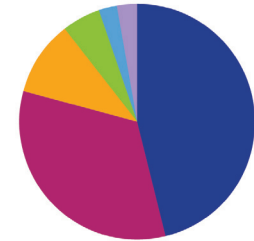
NOTE: The methodology for determining the number of GPS concerns has been revised from previous years' reports. This revision results in a lower count of total GPS concerns. The revised methodology eliminates duplicate GPS concern types for a child within each report. This note applies to all following county pages.

ADAMS COUNTY

RURAL // POPULATION • 102,470 / POPULATION UNDER 18 • 20,804



TYPES OF ALLEGATIONS SUBSTANTIATED REPORTS



39 TOTAL ALLEGATIONS

- 18** (46.2%) Sexual Abuse
- 13** (33.3%) Physical Abuse/Bodily Injury
- 4** (10.3%) Reasonable Likelihood of Bodily Injury
- 2** (5.1%) Serious Physical Neglect
- 0** (0.0%) Engaging in Per Se Acts
- 1** (2.6%) Likelihood of Sexual Abuse/Exploitation
- 0** (0.0%) Serious Mental Injury
- 1** (2.6%) Severe Form of Trafficking in Persons or Sex Trafficking
- 0** (0.0%) Munchausen Syndrome by Proxy/Medical Abuse

NOTES: A report may have more than one allegation for each report; therefore, the total number of allegations will be greater than the total number of reports.

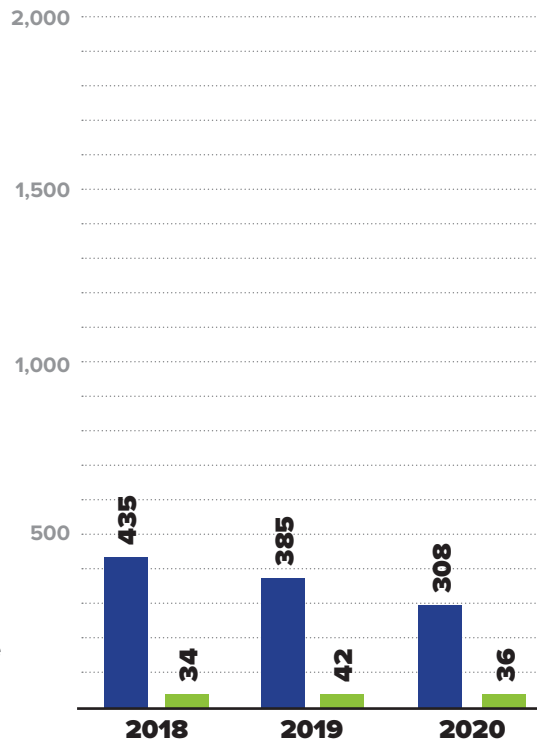
2020 REPORTS OF CHILD ABUSE

308

■ TOTAL REPORTS

36

■ SUBSTANTIATED REPORTS



NOTE: CPS and GPS data reported were investigated and substantiated by the CCYA and may vary from statewide data which include both CCYA and OCYF Regional Office investigations.

SUBSTANTIATED REPORTS BY SEX OF VICTIM

FEMALE

27

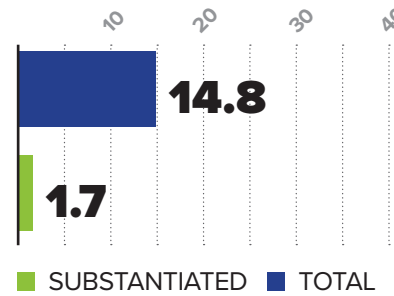
75.0%

MALE

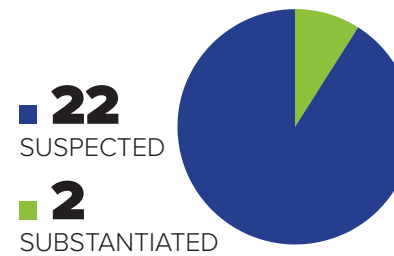
9

25.0%

CHILD ABUSE REPORTS PER 1,000 CHILDREN



CASES OF REPEAT ABUSE SUBSTANTIATED REPORTS



\$2,579,168

EXPENDITURES CHILD ABUSE INVESTIGATIONS AND GENERAL PROTECTIVE SERVICES ASSESSMENTS



2020 SUBSTANTIATED FATALITIES

1/73 MALE 0 FEMALE 1

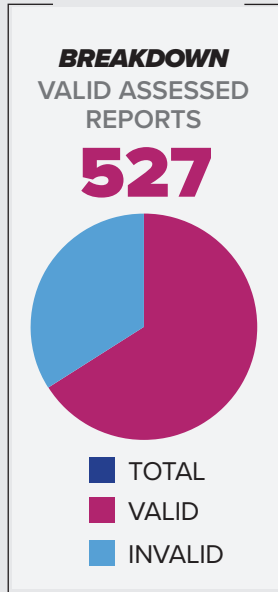
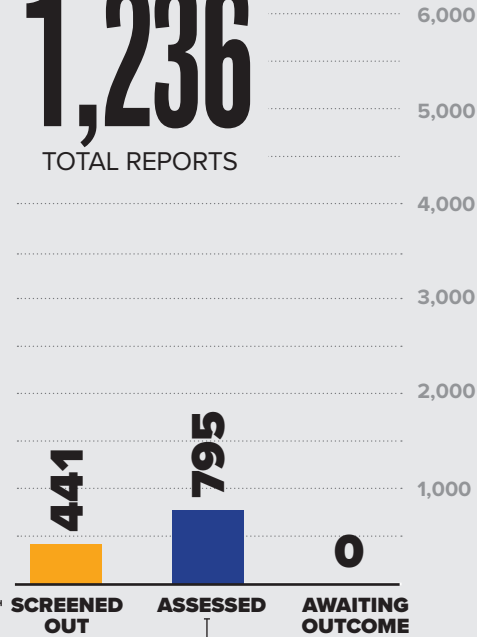
2020 SUBSTANTIATED NEAR FATALITIES

1/115 MALE 0 FEMALE 1

2020 REPORTS OF GENERAL PROTECTIVE SERVICES

1,236

TOTAL REPORTS



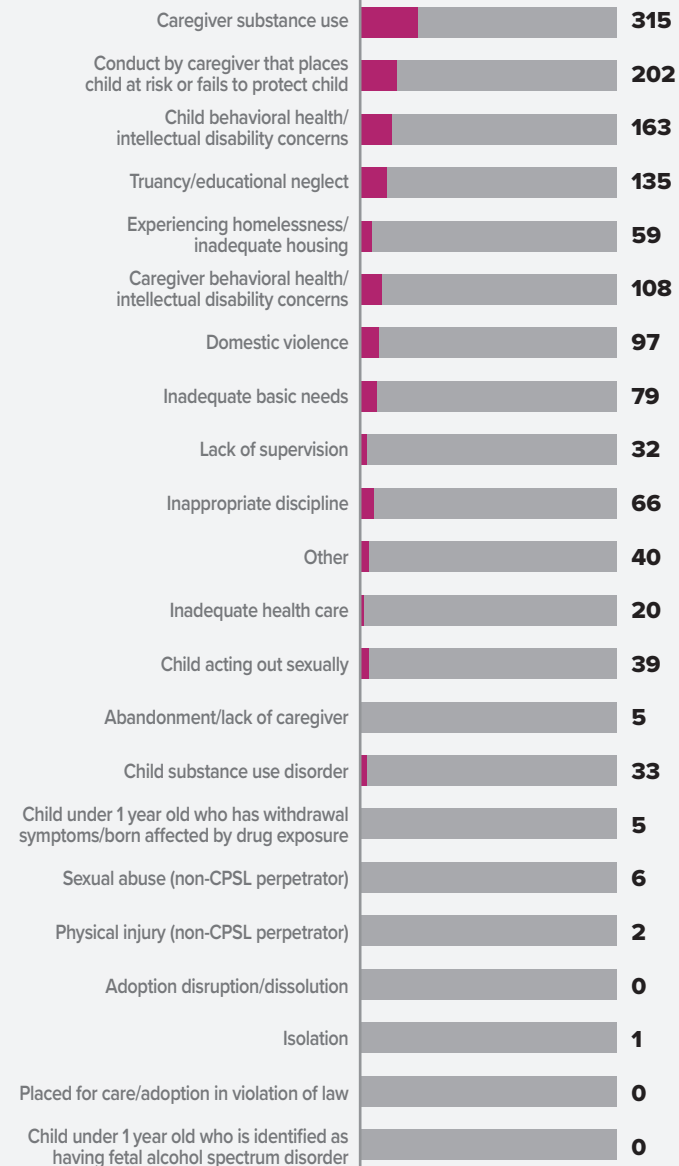
NUMBER OF CHILDREN ASSESSED



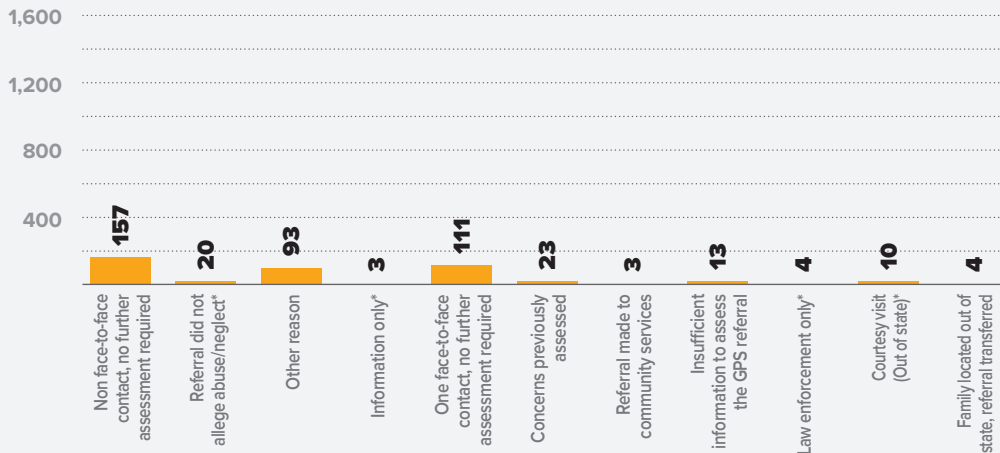
VALID GPS CONCERNS BY TYPE

1,407

TOTAL CONCERNS



BREAKDOWN REPORTS SCREENED OUT BY REASON



NOTE: Effective 10/3/3030, the screen out reasons were enhanced. This resulted in changes to some of the titles used for the Annual Report while other screen out reasons (*) were removed entirely.



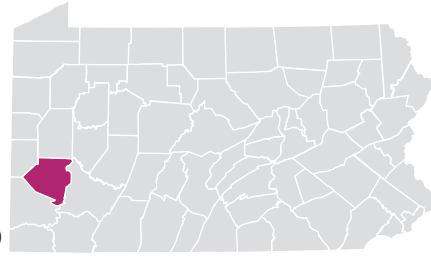
ADAMS COUNTY

NOTES: A report may have more than one concern for each report; therefore, the total number of concerns will be greater than the total number of reports. In some reports, more than one child was assessed with valid concerns; therefore, the number of children assessed exceeds the number of valid assessed reports.

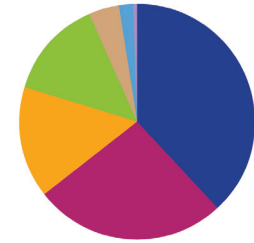


ALLEGHENY COUNTY

URBAN // POPULATION • 1,221,744 / POPULATION UNDER 18 • 229,660



TYPES OF ALLEGATIONS SUBSTANTIATED REPORTS



218 TOTAL ALLEGATIONS

- 83** (38.1%) Sexual Abuse
- 58** (26.6%) Physical Abuse/Bodily Injury
- 33** (15.1%) Reasonable Likelihood of Bodily Injury
- 30** (13.8%) Serious Physical Neglect
- 9** (4.1%) Engaging in Per Se Acts
- 4** (1.8%) Likelihood of Sexual Abuse/Exploitation
- 0** (0.0%) Serious Mental Injury
- 1** (0.5%) Severe Form of Trafficking in Persons or Sex Trafficking
- 0** (0.0%) Munchausen Syndrome by Proxy/Medical Abuse

NOTES: A report may have more than one allegation for each report; therefore, the total number of allegations will be greater than the total number of reports.

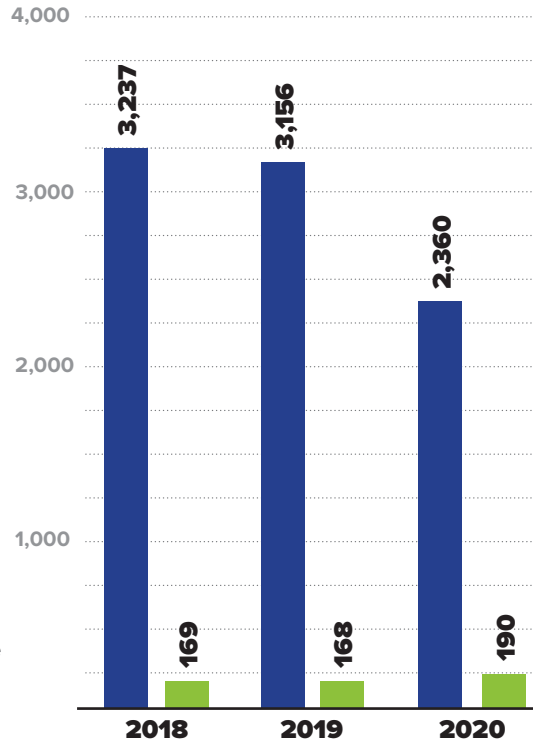
2020 REPORTS OF CHILD ABUSE

2,360

■ TOTAL REPORTS

190

■ SUBSTANTIATED REPORTS



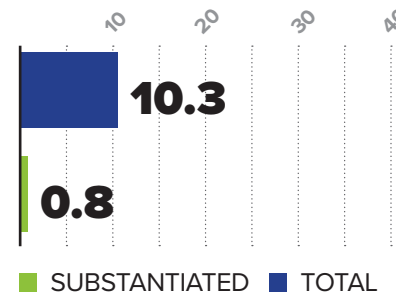
NOTE: CPS and GPS data reported were investigated and substantiated by the CCYA and may vary from statewide data which include both CCYA and OCYF Regional Office investigations.

SUBSTANTIATED REPORTS BY SEX OF VICTIM

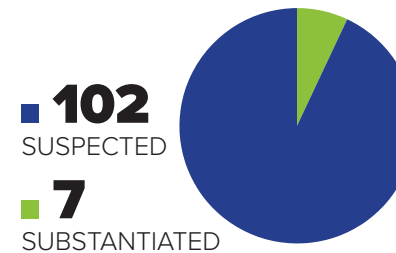
FEMALE
120
63.2%

MALE
70
36.8%

CHILD ABUSE REPORTS PER 1,000 CHILDREN




CASES OF REPEAT ABUSE SUBSTANTIATED REPORTS



\$48,138,003

EXPENDITURES CHILD ABUSE INVESTIGATIONS AND GENERAL PROTECTIVE SERVICES ASSESSMENTS



2020 SUBSTANTIATED FATALITIES

6/73 MALE 3 FEMALE 3

2020 SUBSTANTIATED NEAR FATALITIES

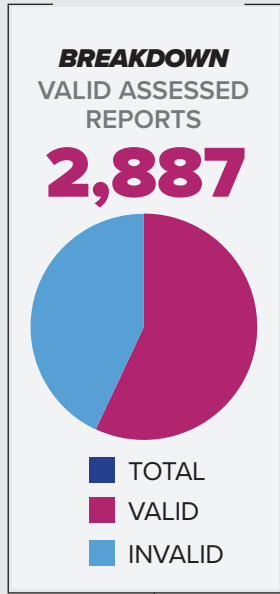
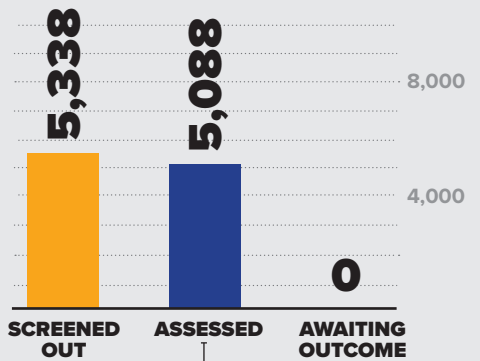
11/115 MALE 5 FEMALE 6



2020 REPORTS OF GENERAL PROTECTIVE SERVICES

10,426

TOTAL REPORTS



NUMBER OF
CHILDREN
ASSESSED

6,939
TOTAL

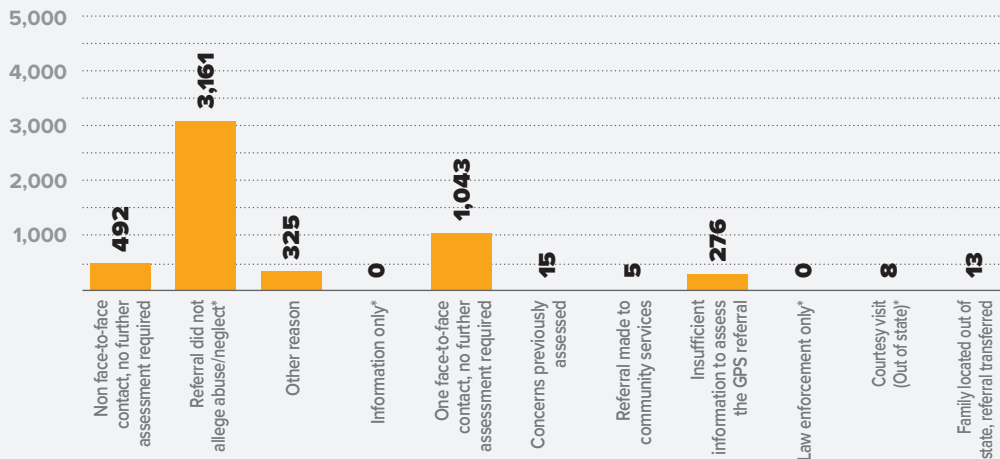
3,763
VALID

CHILDREN
ASSESSED
PER 1,000
CHILDREN

30.2
TOTAL

16.4
VALID

BREAKDOWN REPORTS SCREENED OUT BY REASON

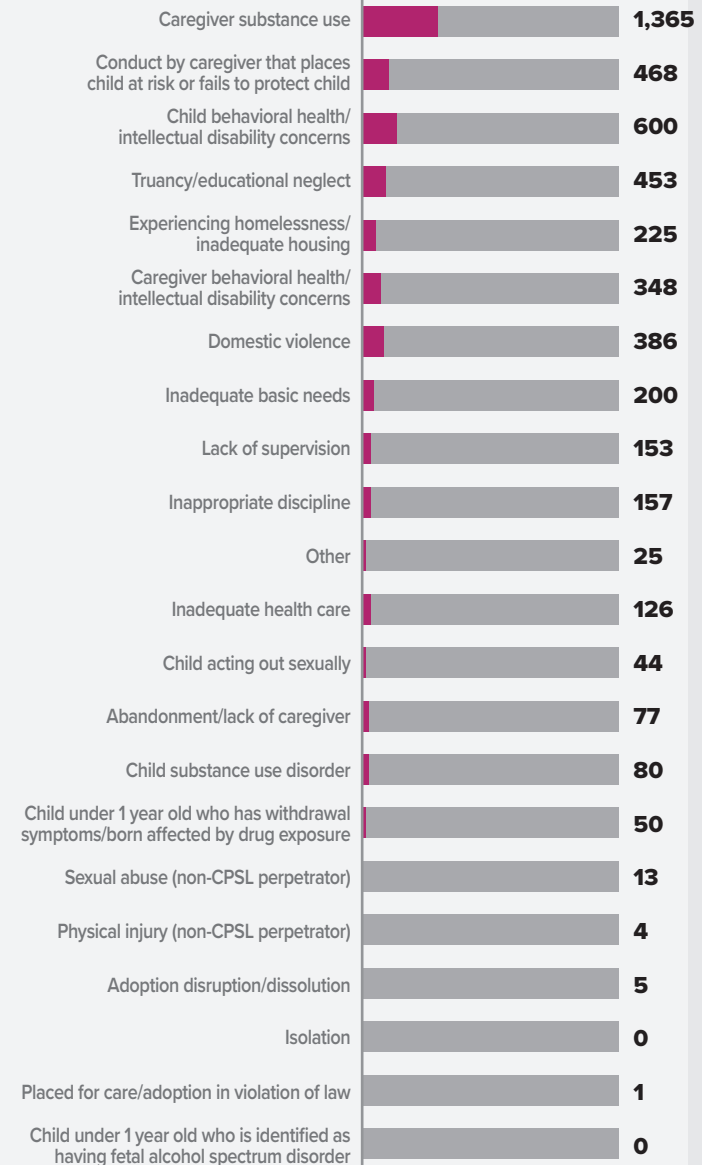


NOTE: Effective 10/3/3030, the screen out reasons were enhanced. This resulted in changes to some of the titles used for the Annual Report while other screen out reasons (*) were removed entirely.

VALID GPS
CONCERNS
BY TYPE

4,780

TOTAL CONCERNS



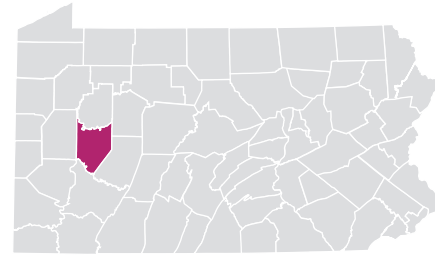
ALLEGHENY COUNTY

NOTES: A report may have more than one concern for each report; therefore, the total number of concerns will be greater than the total number of reports. In some reports, more than one child was assessed with valid concerns; therefore, the number of children assessed exceeds the number of valid assessed reports.

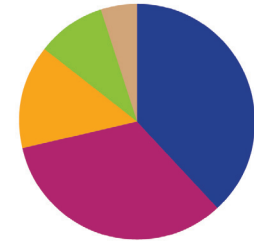


ARMSTRONG COUNTY

RURAL // POPULATION • 65,867 / POPULATION UNDER 18 • 12,679



TYPES OF ALLEGATIONS SUBSTANTIATED REPORTS



63 TOTAL ALLEGATIONS

- 24** (38.1%) Sexual Abuse
- 21** (33.3%) Physical Abuse/Bodily Injury
- 9** (14.3%) Reasonable Likelihood of Bodily Injury
- 6** (9.5%) Serious Physical Neglect
- 3** (4.8%) Engaging in Per Se Acts
- 0** (0.0%) Likelihood of Sexual Abuse/Exploitation
- 0** (0.0%) Serious Mental Injury
- 0** (0.0%) Severe Form of Trafficking in Persons or Sex Trafficking
- 0** (0.0%) Munchausen Syndrome by Proxy/Medical Abuse

NOTES: A report may have more than one allegation for each report; therefore, the total number of allegations will be greater than the total number of reports.

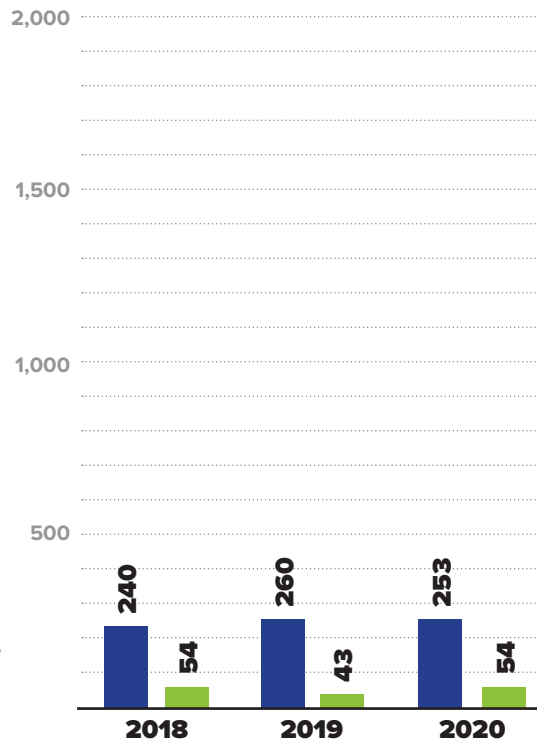
2020 REPORTS OF CHILD ABUSE

253

■ TOTAL REPORTS

54

■ SUBSTANTIATED REPORTS

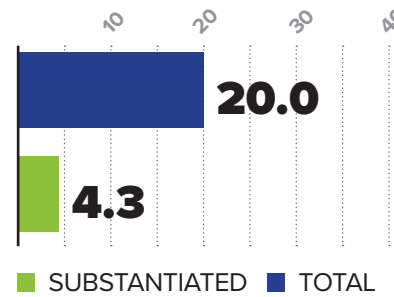


SUBSTANTIATED REPORTS BY SEX OF VICTIM

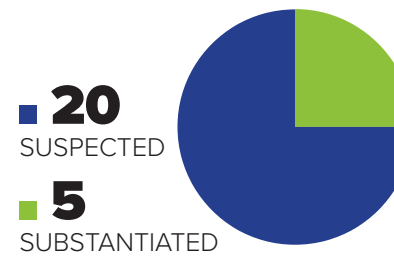
FEMALE
30
55.6%

MALE
24
44.4%

CHILD ABUSE REPORTS PER 1,000 CHILDREN



CASES OF REPEAT ABUSE SUBSTANTIATED REPORTS



NOTE: CPS and GPS data reported were investigated and substantiated by the CCYA and may vary from statewide data which include both CCYA and OCYF Regional Office investigations.

\$1,279,466

EXPENDITURES CHILD ABUSE INVESTIGATIONS AND GENERAL PROTECTIVE SERVICES ASSESSMENTS



2020 SUBSTANTIATED FATALITIES

0/73 MALE FEMALE

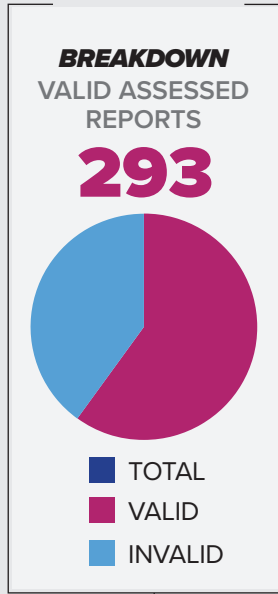
2020 SUBSTANTIATED NEAR FATALITIES

0/115 MALE FEMALE


2020 REPORTS OF GENERAL PROTECTIVE SERVICES

845

TOTAL REPORTS



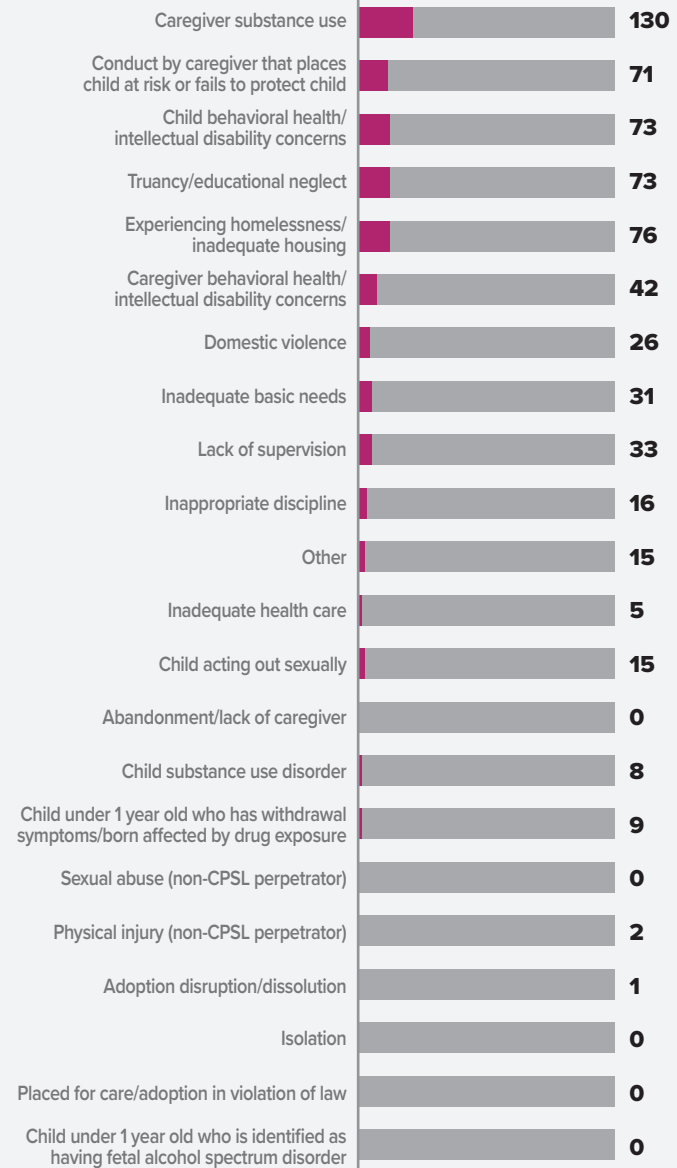
NUMBER OF CHILDREN ASSESSED



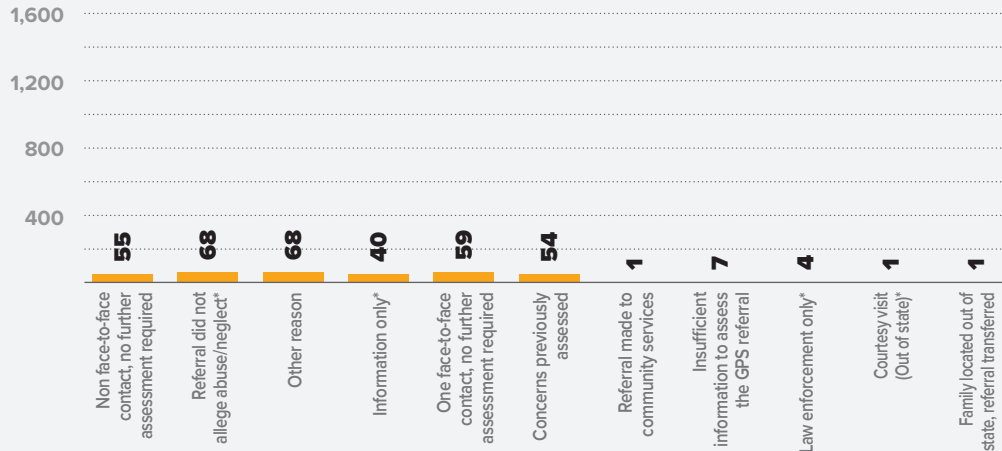
VALID GPS CONCERNS BY TYPE

626

TOTAL CONCERNS



BREAKDOWN REPORTS SCREENED OUT BY REASON



NOTE: Effective 10/3/3030, the screen out reasons were enhanced. This resulted in changes to some of the titles used for the Annual Report while other screen out reasons (*) were removed entirely.



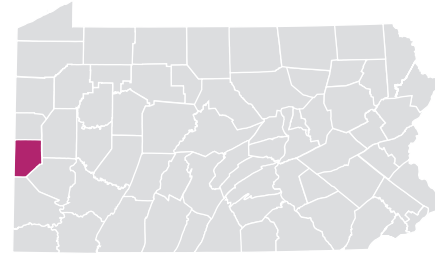
ARMSTRONG COUNTY

NOTES: A report may have more than one concern for each report; therefore, the total number of concerns will be greater than the total number of reports. In some reports, more than one child was assessed with valid concerns; therefore, the number of children assessed exceeds the number of valid assessed reports.

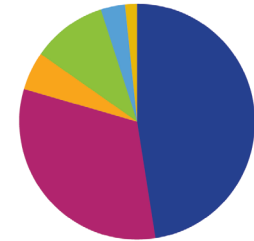


BEAVER COUNTY

URBAN // POPULATION • 165,833 / POPULATION UNDER 18 • 32,213



TYPES OF ALLEGATIONS SUBSTANTIATED REPORTS



59 TOTAL ALLEGATIONS

- 28** (47.5%) Sexual Abuse
- 19** (32.2%) Physical Abuse/Bodily Injury
- 3** (5.1%) Reasonable Likelihood of Bodily Injury
- 6** (10.2%) Serious Physical Neglect
- 0** (0.0%) Engaging in Per Se Acts
- 2** (3.4%) Likelihood of Sexual Abuse/Exploitation
- 1** (1.7%) Serious Mental Injury
- 0** (0.0%) Severe Form of Trafficking in Persons or Sex Trafficking
- 0** (0.0%) Munchausen Syndrome by Proxy/Medical Abuse

NOTES: A report may have more than one allegation for each report; therefore, the total number of allegations will be greater than the total number of reports.

2020 REPORTS OF CHILD ABUSE

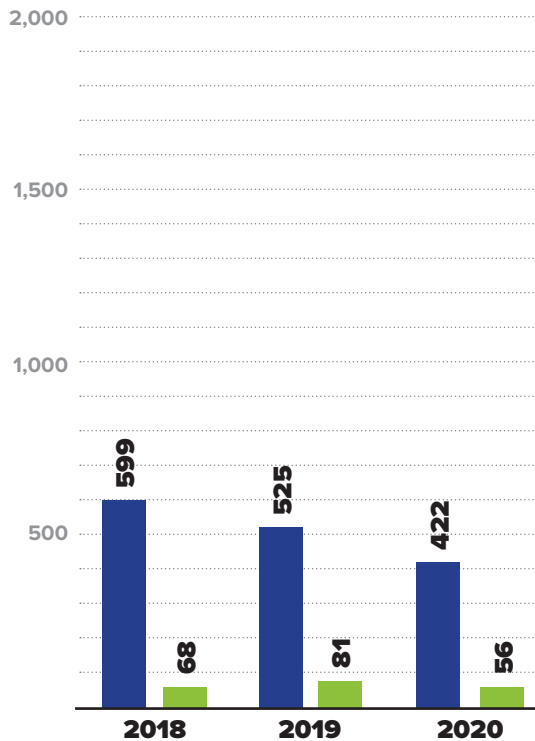
422

■ TOTAL REPORTS

56

■ SUBSTANTIATED REPORTS

NOTE: CPS and GPS data reported were investigated and substantiated by the CCYA and may vary from statewide data which include both CCYA and OCYF Regional Office investigations.



SUBSTANTIATED REPORTS BY SEX OF VICTIM

FEMALE

45

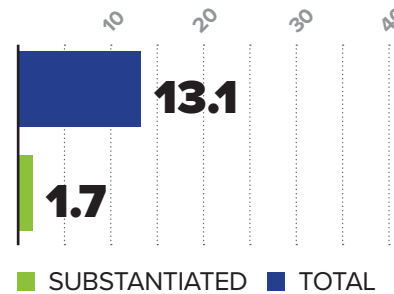
80.4%

MALE

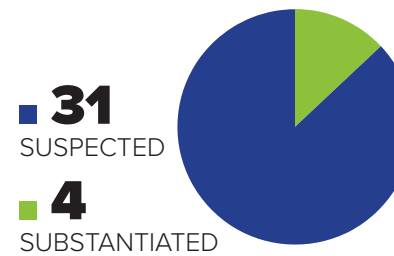
11

19.6%

CHILD ABUSE REPORTS PER 1,000 CHILDREN



CASES OF REPEAT ABUSE SUBSTANTIATED REPORTS



\$6,001,363

EXPENDITURES CHILD ABUSE INVESTIGATIONS AND GENERAL PROTECTIVE SERVICES ASSESSMENTS



2020 SUBSTANTIATED FATALITIES

0/73 MALE 0 FEMALE 0

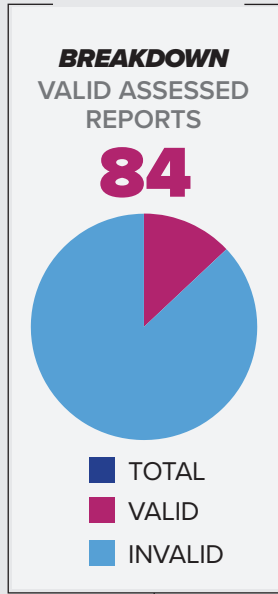
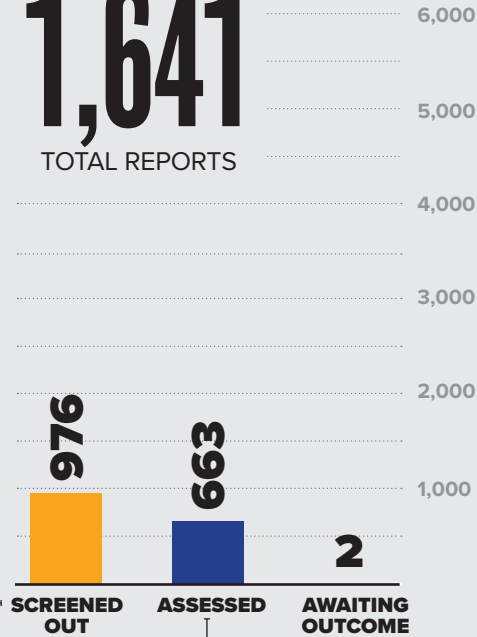
2020 SUBSTANTIATED NEAR FATALITIES

3/115 MALE 0 FEMALE 3

2020 REPORTS OF GENERAL PROTECTIVE SERVICES

1,641

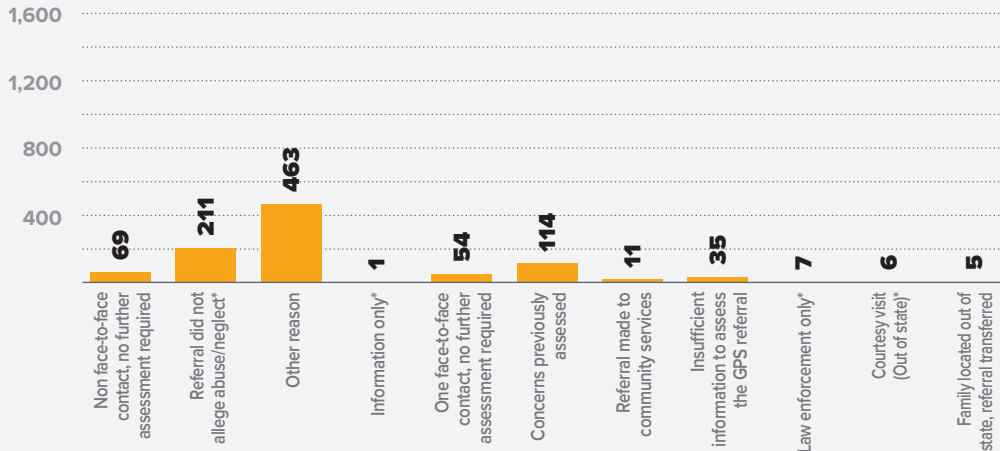
TOTAL REPORTS



NUMBER OF CHILDREN ASSESSED



BREAKDOWN REPORTS SCREENED OUT BY REASON

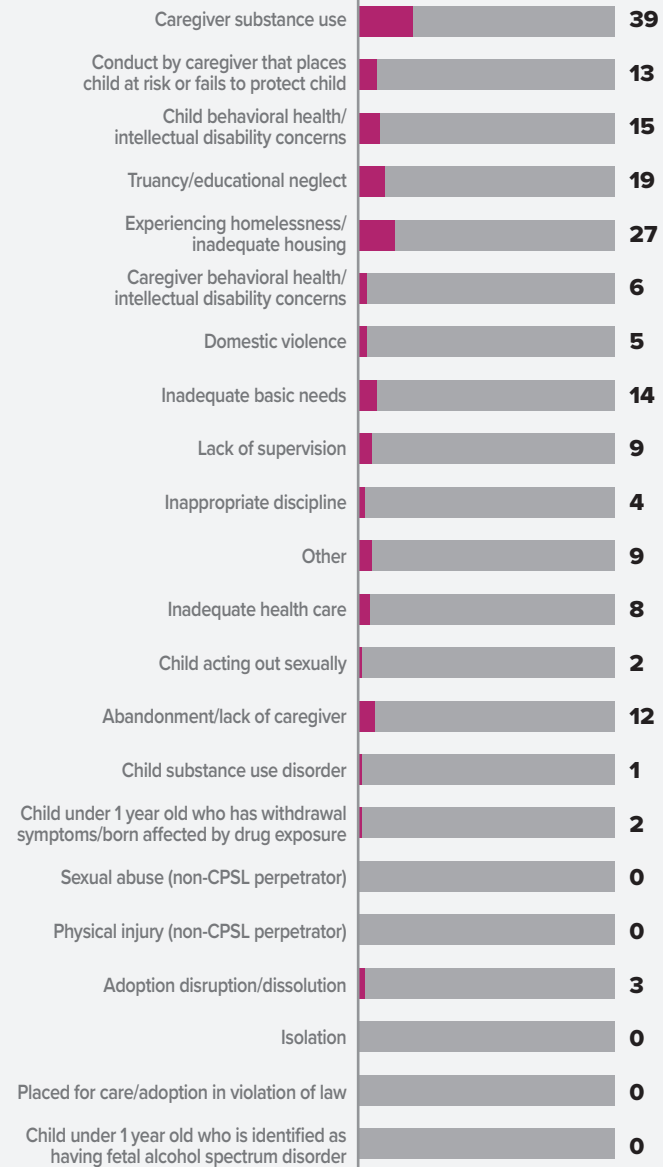


NOTE: Effective 10/3/3030, the screen out reasons were enhanced. This resulted in changes to some of the titles used for the Annual Report while other screen out reasons (*) were removed entirely.

VALID GPS CONCERNS BY TYPE

188

TOTAL CONCERNS



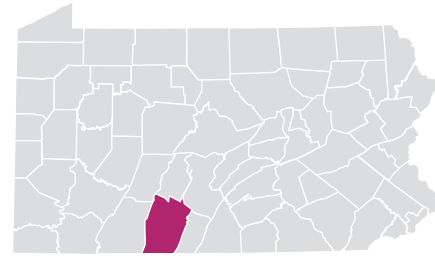
BEAVER COUNTY

NOTES: A report may have more than one concern for each report; therefore, the total number of concerns will be greater than the total number of reports. In some reports, more than one child was assessed with valid concerns; therefore, the number of children assessed exceeds the number of valid assessed reports.

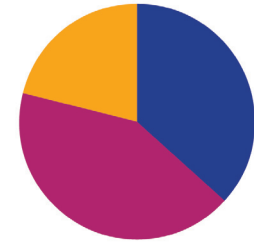


BEDFORD COUNTY

RURAL // POPULATION • 48,337 / POPULATION UNDER 18 • 9,499



TYPES OF ALLEGATIONS SUBSTANTIATED REPORTS



19 TOTAL ALLEGATIONS

- **7** (36.8%) Sexual Abuse
- **8** (42.1%) Physical Abuse/Bodily Injury
- **4** (21.1%) Reasonable Likelihood of Bodily Injury
- **0** (0.0%) Serious Physical Neglect
- **0** (0.0%) Engaging in Per Se Acts
- **0** (0.0%) Likelihood of Sexual Abuse/Exploitation
- **0** (0.0%) Serious Mental Injury
- **0** (0.0%) Severe Form of Trafficking in Persons or Sex Trafficking
- **0** (0.0%) Munchausen Syndrome by Proxy/Medical Abuse

NOTES: A report may have more than one allegation for each report; therefore, the total number of allegations will be greater than the total number of reports.

2020 REPORTS OF CHILD ABUSE

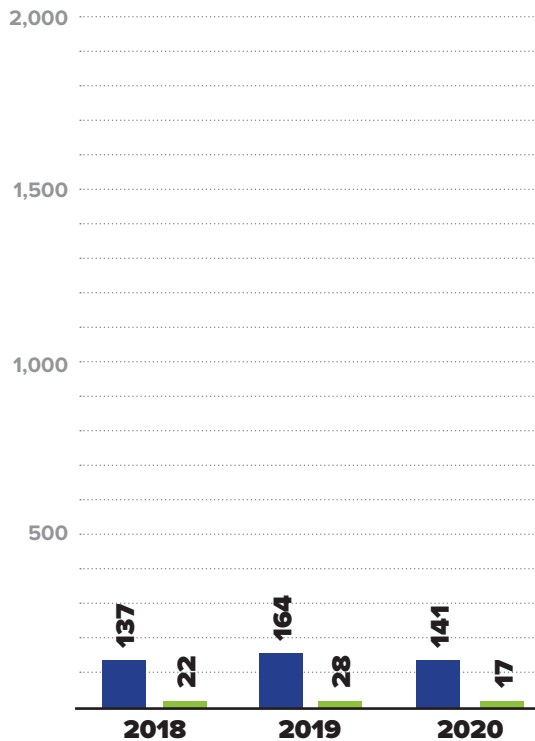
141

■ TOTAL REPORTS

17

■ SUBSTANTIATED REPORTS

NOTE: CPS and GPS data reported were investigated and substantiated by the CCYA and may vary from statewide data which include both CCYA and OCYF Regional Office investigations.



SUBSTANTIATED REPORTS BY SEX OF VICTIM

FEMALE

14

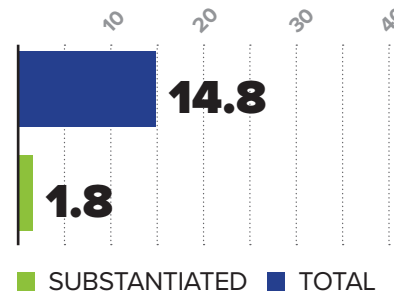
82.4%

MALE

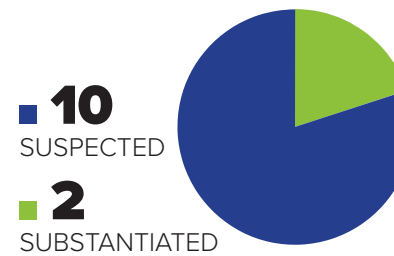
3

17.6%

CHILD ABUSE REPORTS PER 1,000 CHILDREN



CASES OF REPEAT ABUSE SUBSTANTIATED REPORTS



\$408,810

EXPENDITURES CHILD ABUSE INVESTIGATIONS AND GENERAL PROTECTIVE SERVICES ASSESSMENTS



2020 SUBSTANTIATED FATALITIES

0/73 MALE 0 FEMALE 0

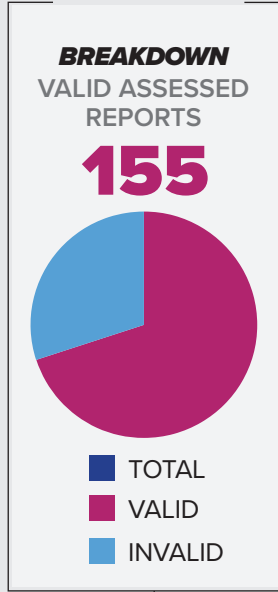
2020 SUBSTANTIATED NEAR FATALITIES

1/115 MALE 0 FEMALE 1

2020 REPORTS OF GENERAL PROTECTIVE SERVICES

542

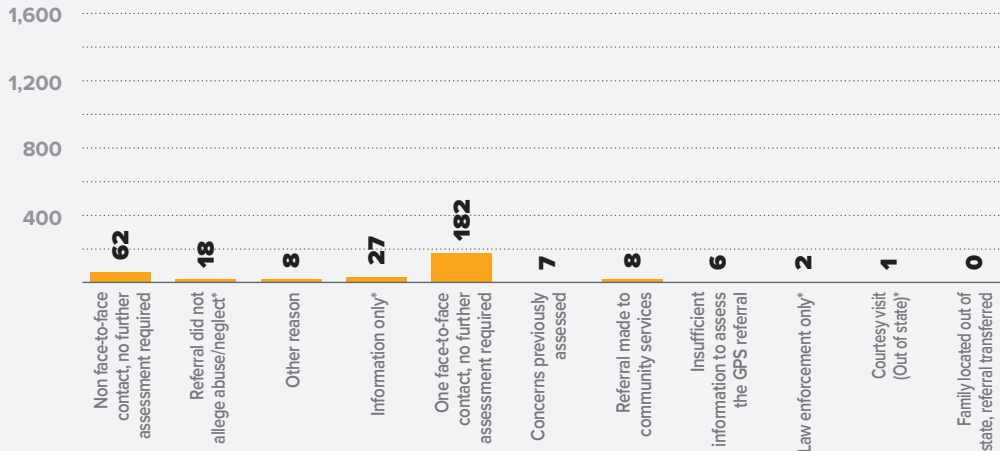
TOTAL REPORTS



NUMBER OF CHILDREN ASSESSED



BREAKDOWN REPORTS SCREENED OUT BY REASON

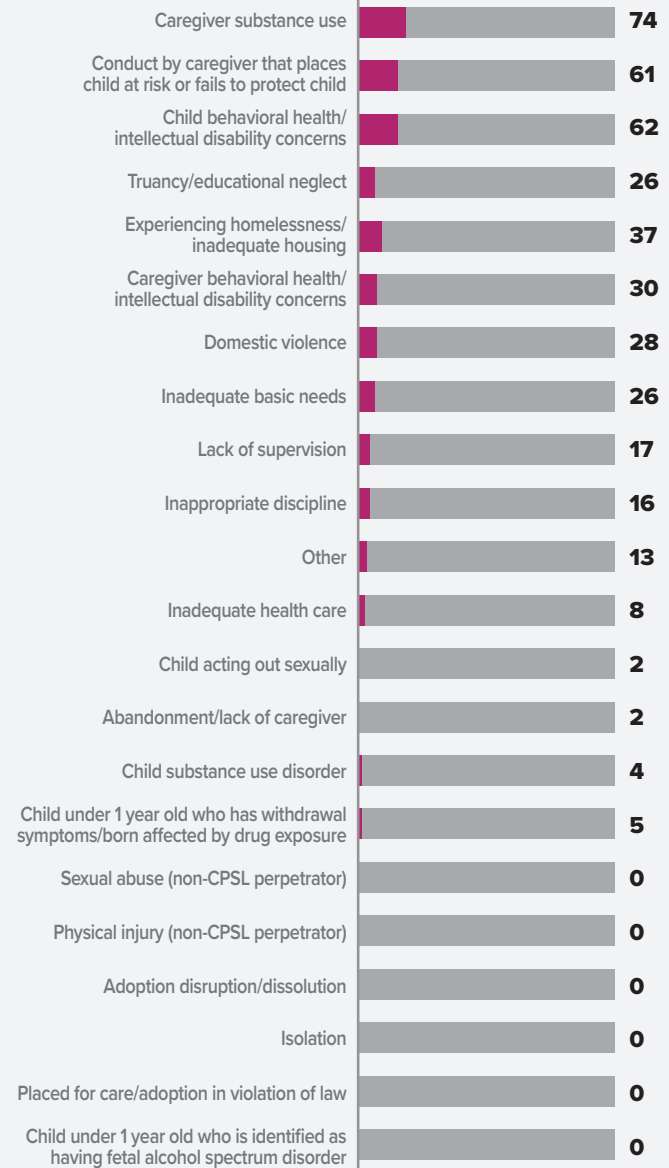


NOTE: Effective 10/3/3030, the screen out reasons were enhanced. This resulted in changes to some of the titles used for the Annual Report while other screen out reasons (*) were removed entirely.

VALID GPS CONCERNS BY TYPE

411

TOTAL CONCERNS



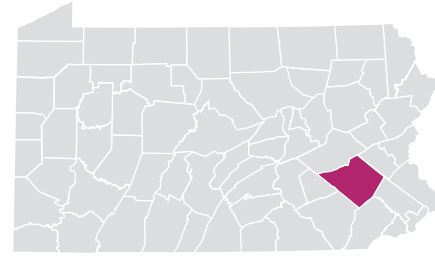
BEDFORD COUNTY

NOTES: A report may have more than one concern for each report; therefore, the total number of concerns will be greater than the total number of reports. In some reports, more than one child was assessed with valid concerns; therefore, the number of children assessed exceeds the number of valid assessed reports.

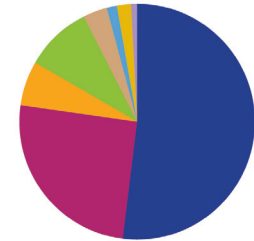


BERKS COUNTY

URBAN // POPULATION • 418,025 / POPULATION UNDER 18 • 94,038



TYPES OF ALLEGATIONS SUBSTANTIATED REPORTS



150 TOTAL ALLEGATIONS

- 78** (52.0%) Sexual Abuse
- 38** (25.3%) Physical Abuse/Bodily Injury
- 9** (6.0%) Reasonable Likelihood of Bodily Injury
- 14** (9.3%) Serious Physical Neglect
- 5** (3.3%) Engaging in Per Se Acts
- 2** (1.3%) Likelihood of Sexual Abuse/Exploitation
- 3** (2.0%) Serious Mental Injury
- 1** (0.7%) Severe Form of Trafficking in Persons or Sex Trafficking
- 0** (0.0%) Munchausen Syndrome by Proxy/Medical Abuse

NOTES: A report may have more than one allegation for each report; therefore, the total number of allegations will be greater than the total number of reports.

2020 REPORTS OF CHILD ABUSE

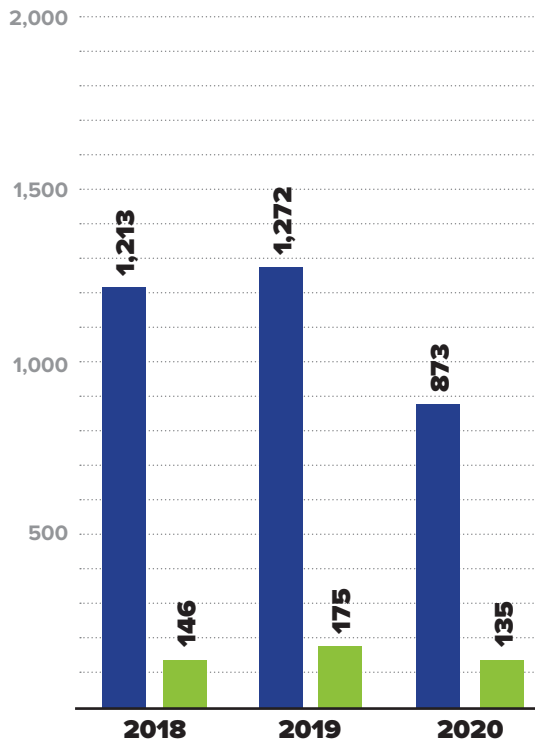
873

■ TOTAL REPORTS

135

■ SUBSTANTIATED REPORTS

NOTE: CPS and GPS data reported were investigated and substantiated by the CCYA and may vary from statewide data which include both CCYA and OCYF Regional Office investigations.



SUBSTANTIATED REPORTS BY SEX OF VICTIM

FEMALE

92

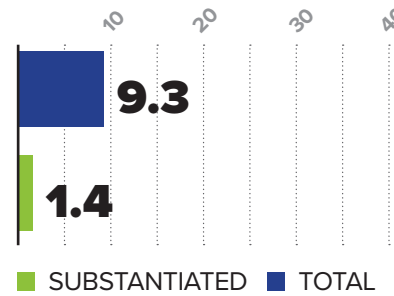
68.1%

MALE

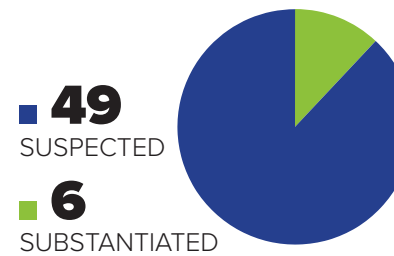
43

31.9%

CHILD ABUSE REPORTS PER 1,000 CHILDREN



CASES OF REPEAT ABUSE SUBSTANTIATED REPORTS



\$4,204,238

EXPENDITURES CHILD ABUSE INVESTIGATIONS AND GENERAL PROTECTIVE SERVICES ASSESSMENTS



2020 SUBSTANTIATED FATALITIES

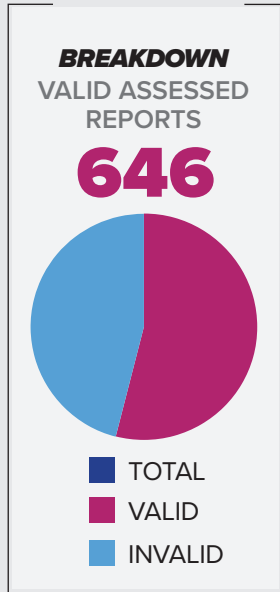
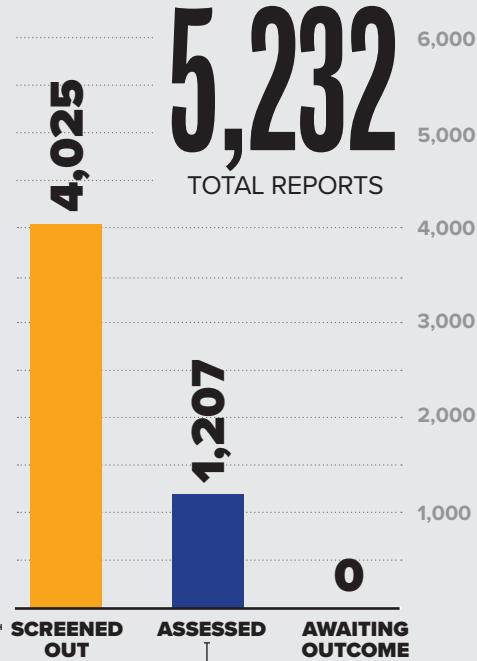
1/73 MALE 0 FEMALE 1

2020 SUBSTANTIATED NEAR FATALITIES

4/115 MALE 2 FEMALE 2



2020 REPORTS OF GENERAL PROTECTIVE SERVICES



NUMBER OF CHILDREN ASSESSED

1,771 TOTAL

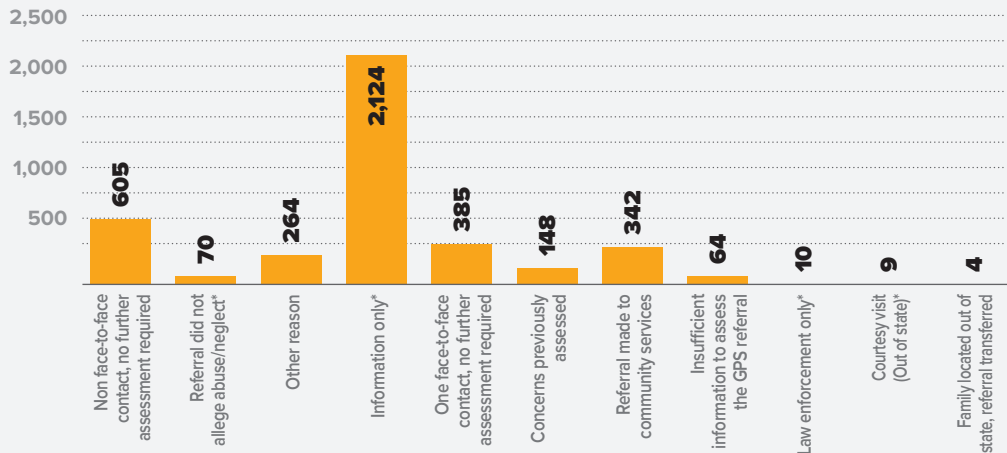
928 VALID

CHILDREN ASSESSED PER 1,000 CHILDREN

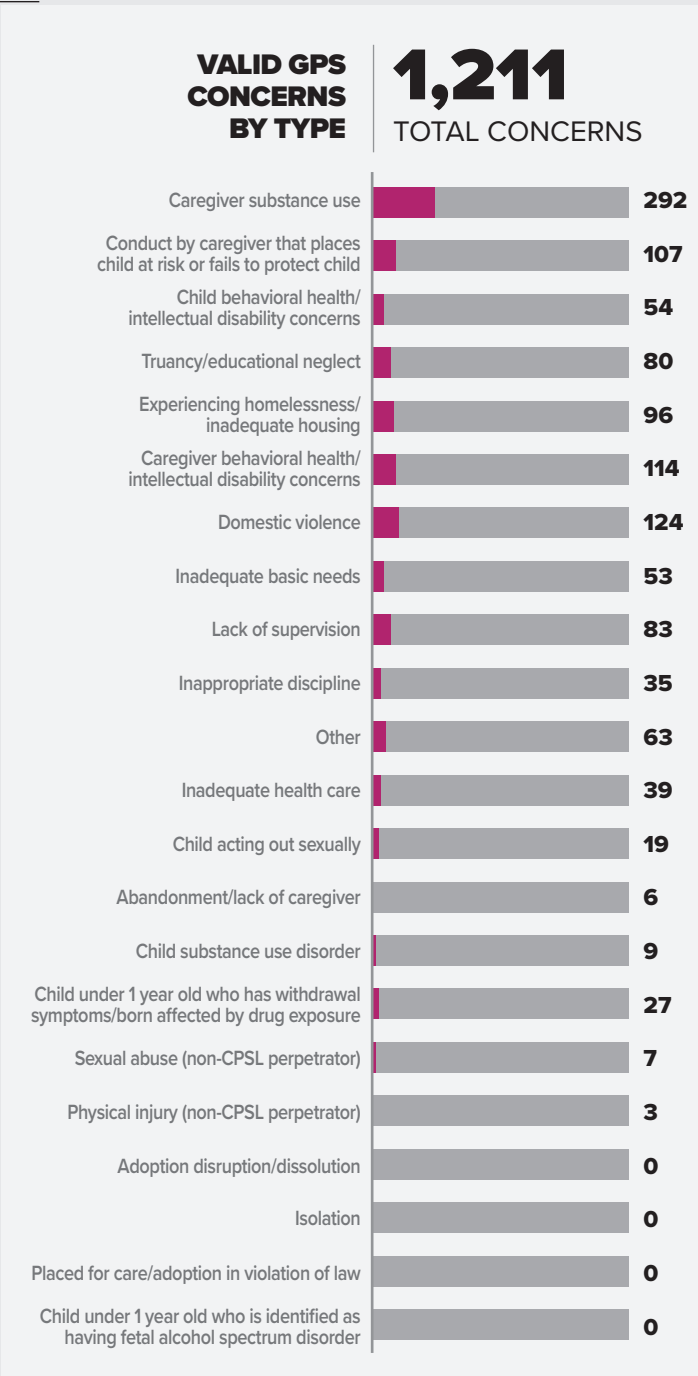
18.8 TOTAL

9.9 VALID

BREAKDOWN REPORTS SCREENED OUT BY REASON



NOTE: Effective 10/3/3030, the screen out reasons were enhanced. This resulted in changes to some of the titles used for the Annual Report while other screen out reasons (*) were removed entirely.

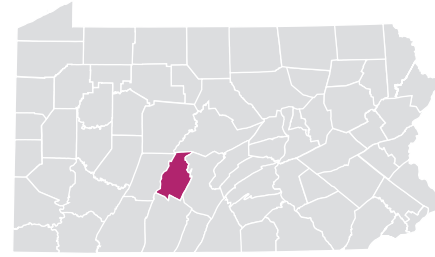


BERKS COUNTY

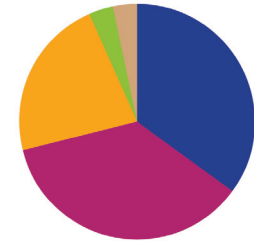
NOTES: A report may have more than one concern for each report; therefore, the total number of concerns will be greater than the total number of reports. In some reports, more than one child was assessed with valid concerns; therefore, the number of children assessed exceeds the number of valid assessed reports.

BLAIR COUNTY

RURAL // POPULATION • 123,157 / POPULATION UNDER 18 • 25,132



TYPES OF ALLEGATIONS SUBSTANTIATED REPORTS



94 TOTAL ALLEGATIONS

- **33** (35.1%) Sexual Abuse
- **34** (36.2%) Physical Abuse/Bodily Injury
- **21** (22.3%) Reasonable Likelihood of Bodily Injury
- **3** (3.2%) Serious Physical Neglect
- **3** (3.2%) Engaging in Per Se Acts
- **0** (0.0%) Likelihood of Sexual Abuse/Exploitation
- **0** (0.0%) Serious Mental Injury
- **0** (0.0%) Severe Form of Trafficking in Persons or Sex Trafficking
- **0** (0.0%) Munchausen Syndrome by Proxy/Medical Abuse

NOTES: A report may have more than one allegation for each report; therefore, the total number of allegations will be greater than the total number of reports.

2020 REPORTS OF CHILD ABUSE

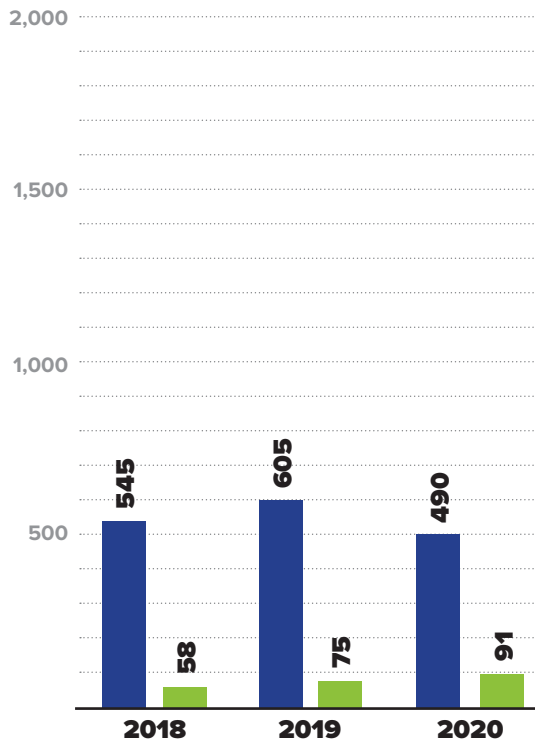
490

■ TOTAL REPORTS

91

■ SUBSTANTIATED REPORTS

NOTE: CPS and GPS data reported were investigated and substantiated by the CCYA and may vary from statewide data which include both CCYA and OCYF Regional Office investigations.

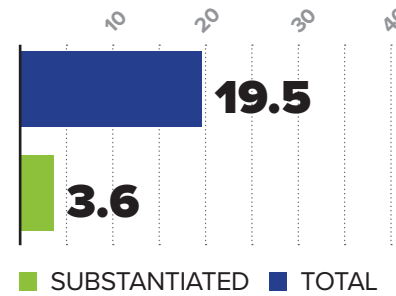


SUBSTANTIATED REPORTS BY SEX OF VICTIM

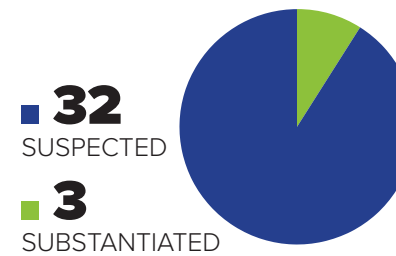
FEMALE
44
48.4%

MALE
47
51.6%

CHILD ABUSE REPORTS PER 1,000 CHILDREN




CASES OF REPEAT ABUSE SUBSTANTIATED REPORTS



\$2,362,661

EXPENDITURES CHILD ABUSE INVESTIGATIONS AND GENERAL PROTECTIVE SERVICES ASSESSMENTS



2020 SUBSTANTIATED FATALITIES

0/73 MALE 0 FEMALE 0

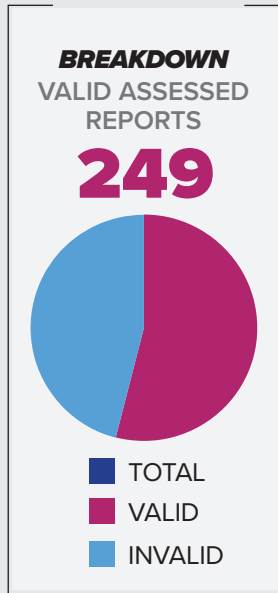
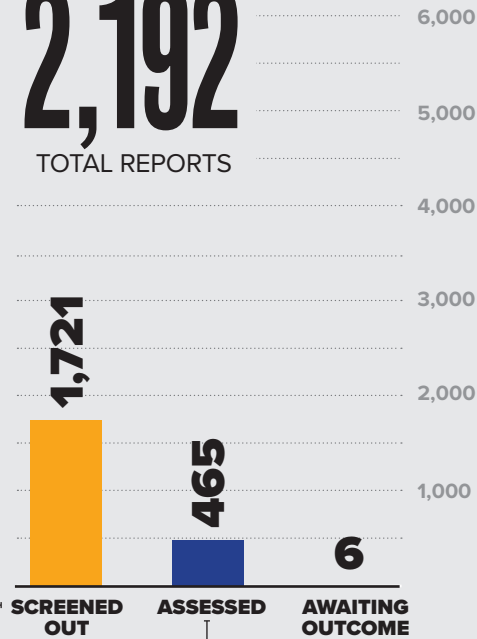
2020 SUBSTANTIATED NEAR FATALITIES

2/115 MALE 2 FEMALE 0

2020 REPORTS OF GENERAL PROTECTIVE SERVICES

2,192

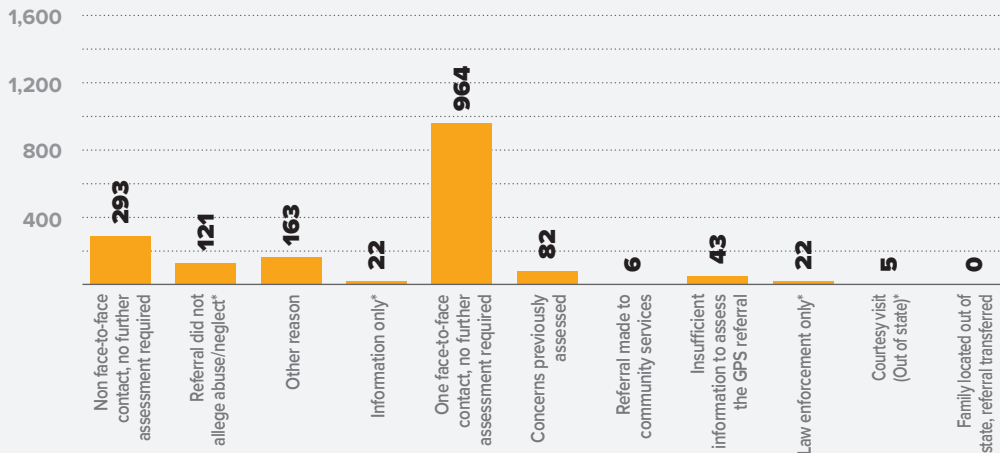
TOTAL REPORTS



NUMBER OF CHILDREN ASSESSED



BREAKDOWN REPORTS SCREENED OUT BY REASON

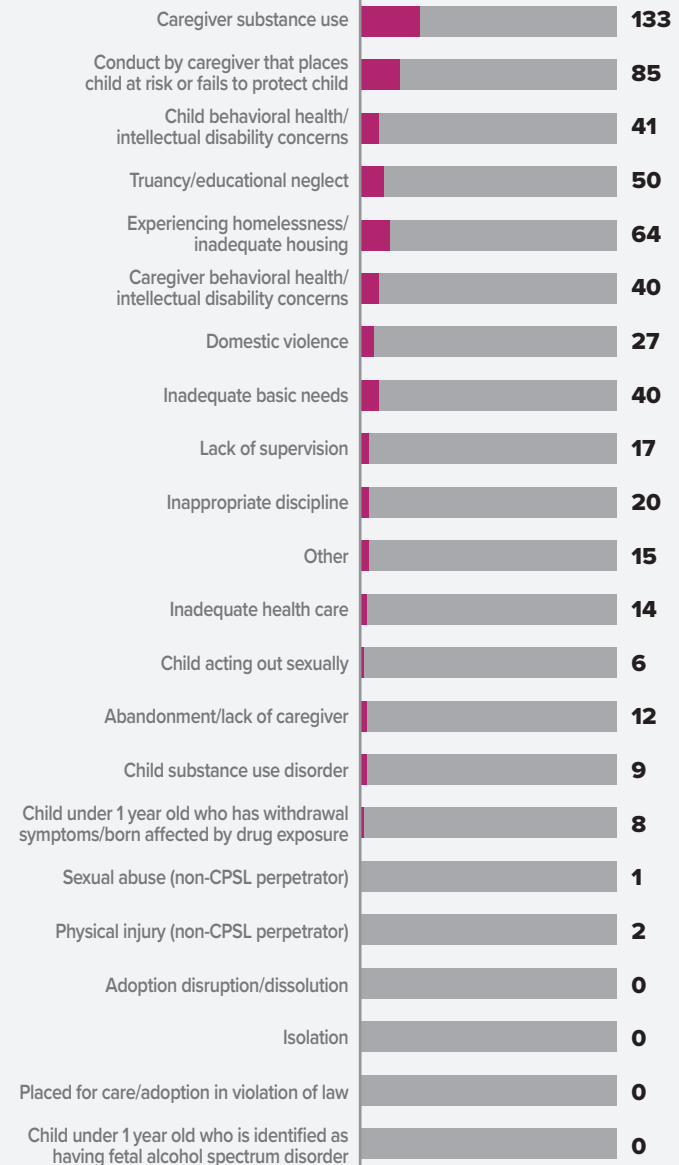


NOTE: Effective 10/3/3030, the screen out reasons were enhanced. This resulted in changes to some of the titles used for the Annual Report while other screen out reasons (*) were removed entirely.

VALID GPS CONCERNS BY TYPE

584

TOTAL CONCERNS



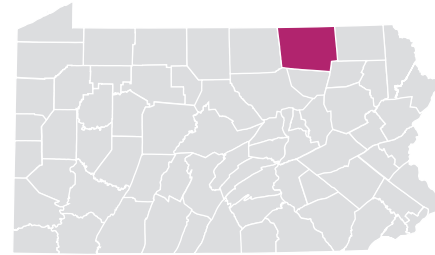
BLAIR COUNTY

NOTES: A report may have more than one concern for each report; therefore, the total number of concerns will be greater than the total number of reports. In some reports, more than one child was assessed with valid concerns; therefore, the number of children assessed exceeds the number of valid assessed reports.

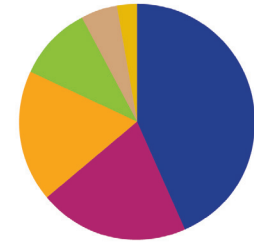


BRADFORD COUNTY

RURAL // POPULATION • 60,963 / POPULATION UNDER 18 • 13,431



TYPES OF ALLEGATIONS SUBSTANTIATED REPORTS



39 TOTAL ALLEGATIONS

- 17** (43.6%) Sexual Abuse
- 8** (20.5%) Physical Abuse/Bodily Injury
- 7** (17.9%) Reasonable Likelihood of Bodily Injury
- 4** (10.3%) Serious Physical Neglect
- 2** (5.1%) Engaging in Per Se Acts
- 0** (0.0%) Likelihood of Sexual Abuse/Exploitation
- 1** (2.6%) Serious Mental Injury
- 0** (0.0%) Severe Form of Trafficking in Persons or Sex Trafficking
- 0** (0.0%) Munchausen Syndrome by Proxy/Medical Abuse

NOTES: A report may have more than one allegation for each report; therefore, the total number of allegations will be greater than the total number of reports.

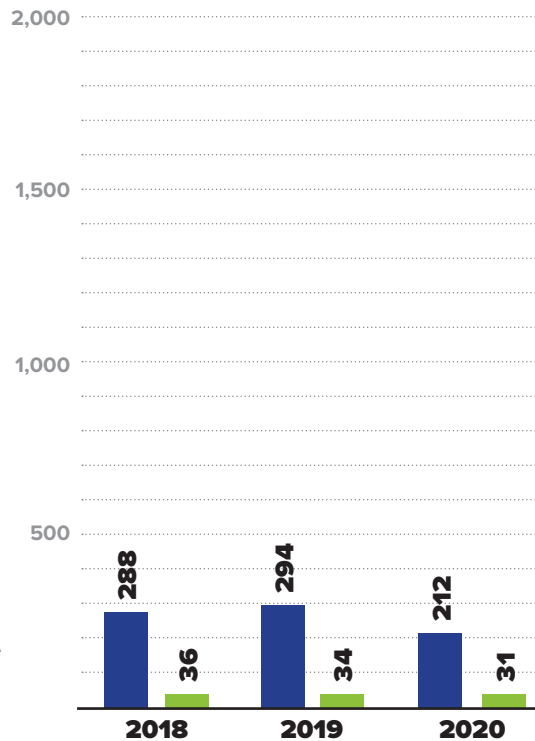
2020 REPORTS OF CHILD ABUSE

212

■ TOTAL REPORTS

31

■ SUBSTANTIATED REPORTS



NOTE: CPS and GPS data reported were investigated and substantiated by the CCYA and may vary from statewide data which include both CCYA and OCYF Regional Office investigations.

SUBSTANTIATED REPORTS BY SEX OF VICTIM

FEMALE

21

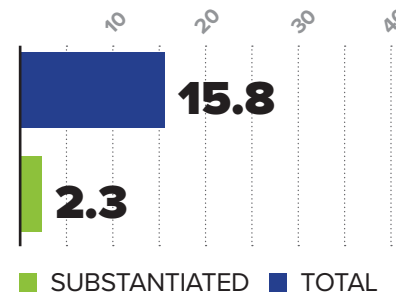
67.7%

MALE

10

32.3%

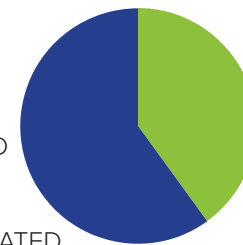
CHILD ABUSE REPORTS PER 1,000 CHILDREN



CASES OF REPEAT ABUSE SUBSTANTIATED REPORTS

■ **10** SUSPECTED

■ **4** SUBSTANTIATED



\$1,358,292

EXPENDITURES CHILD ABUSE INVESTIGATIONS AND GENERAL PROTECTIVE SERVICES ASSESSMENTS



2020 SUBSTANTIATED FATALITIES

0/73 MALE FEMALE

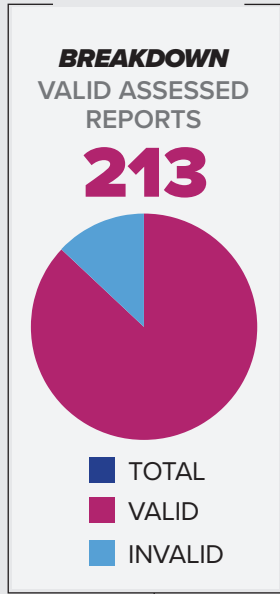
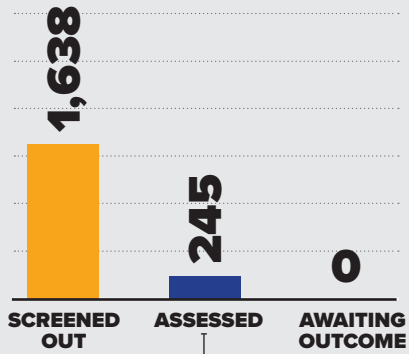
2020 SUBSTANTIATED NEAR FATALITIES

0/115 MALE FEMALE

2020 REPORTS OF GENERAL PROTECTIVE SERVICES

1,883

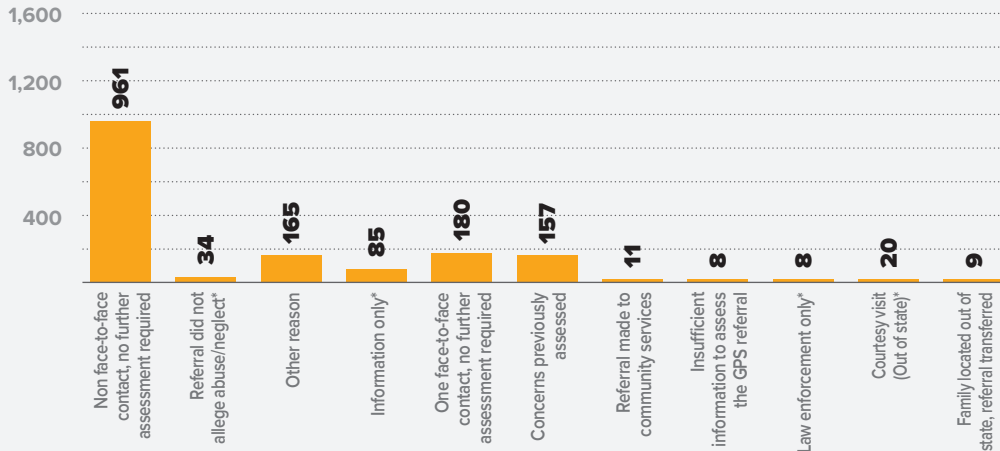
TOTAL REPORTS



NUMBER OF CHILDREN ASSESSED



BREAKDOWN REPORTS SCREENED OUT BY REASON

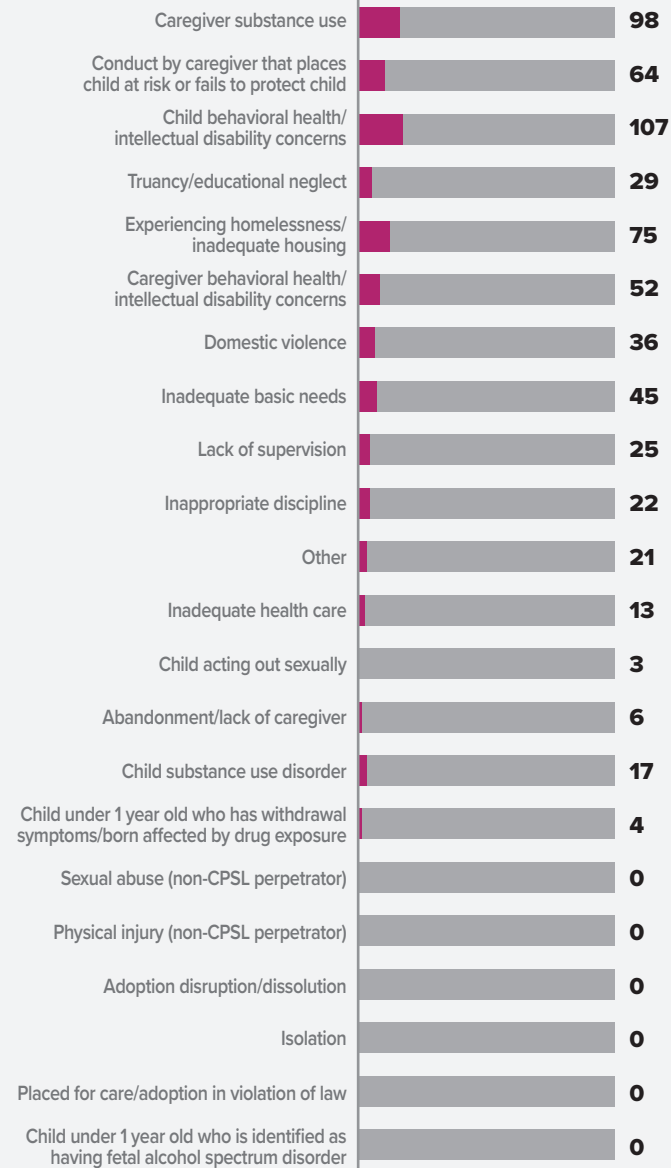


NOTE: Effective 10/3/3030, the screen out reasons were enhanced. This resulted in changes to some of the titles used for the Annual Report while other screen out reasons (*) were removed entirely.

VALID GPS CONCERNS BY TYPE

617

TOTAL CONCERNS



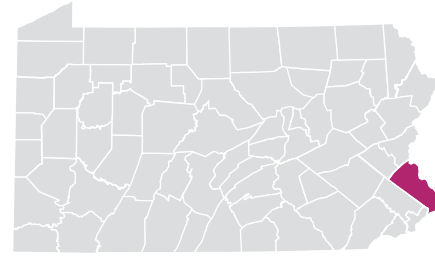
BRADFORD COUNTY

NOTES: A report may have more than one concern for each report; therefore, the total number of concerns will be greater than the total number of reports. In some reports, more than one child was assessed with valid concerns; therefore, the number of children assessed exceeds the number of valid assessed reports.

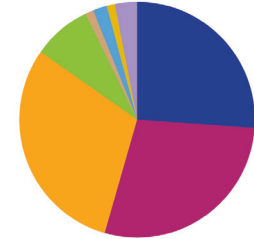


BUCKS COUNTY

URBAN // POPULATION • 626,806 / POPULATION UNDER 18 • 129,169



TYPES OF ALLEGATIONS SUBSTANTIATED REPORTS



99 TOTAL ALLEGATIONS

- 26** (26.3%) Sexual Abuse
- 28** (28.3%) Physical Abuse/Bodily Injury
- 30** (30.3%) Reasonable Likelihood of Bodily Injury
- 8** (8.1%) Serious Physical Neglect
- 1** (1.0%) Engaging in Per Se Acts
- 2** (2.0%) Likelihood of Sexual Abuse/Exploitation
- 1** (1.0%) Serious Mental Injury
- 3** (3.0%) Severe Form of Trafficking in Persons or Sex Trafficking
- 0** (0.0%) Munchausen Syndrome by Proxy/Medical Abuse

NOTES: A report may have more than one allegation for each report; therefore, the total number of allegations will be greater than the total number of reports.

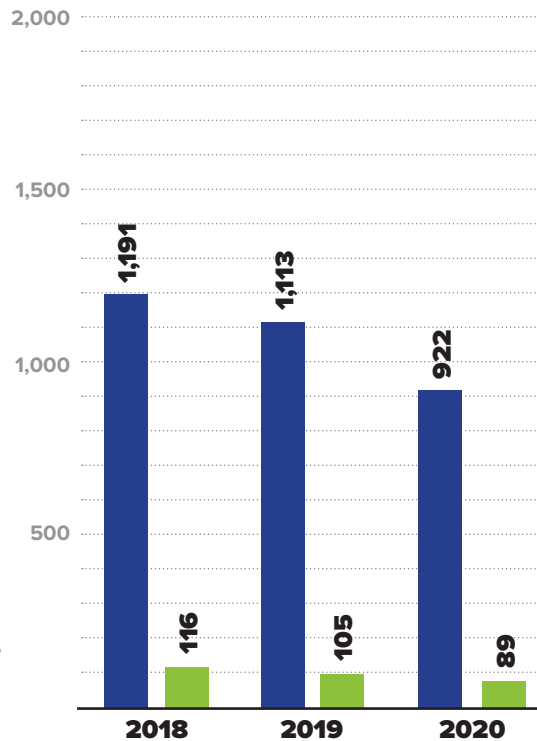
2020 REPORTS OF CHILD ABUSE

922

■ TOTAL REPORTS

89

■ SUBSTANTIATED REPORTS



NOTE: CPS and GPS data reported were investigated and substantiated by the CCYA and may vary from statewide data which include both CCYA and OCYF Regional Office investigations.

SUBSTANTIATED REPORTS BY SEX OF VICTIM

FEMALE

63

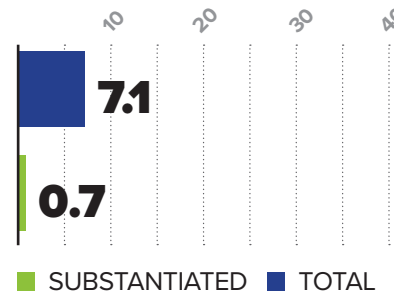
70.8%

MALE

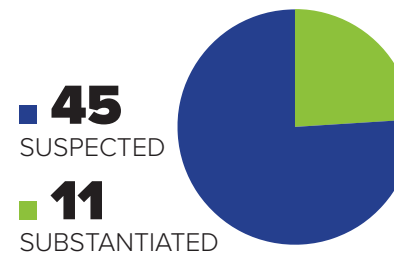
26

29.2%

CHILD ABUSE REPORTS PER 1,000 CHILDREN



CASES OF REPEAT ABUSE SUBSTANTIATED REPORTS



\$12,555,822

EXPENDITURES CHILD ABUSE INVESTIGATIONS AND GENERAL PROTECTIVE SERVICES ASSESSMENTS



2020 SUBSTANTIATED FATALITIES

0/73 MALE FEMALE

2020 SUBSTANTIATED NEAR FATALITIES

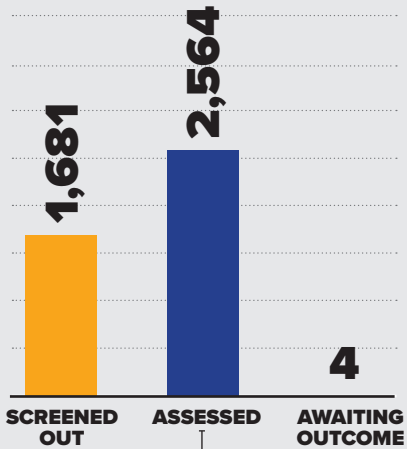
0/115 MALE FEMALE



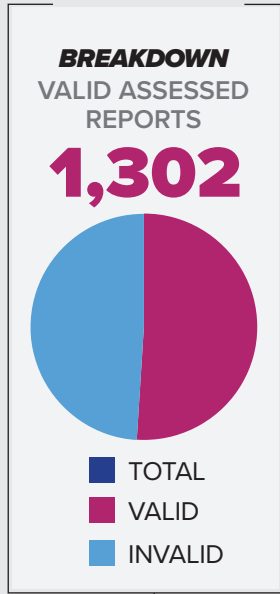
2020 REPORTS OF GENERAL PROTECTIVE SERVICES

4,249

TOTAL REPORTS



6,000
5,000
4,000
3,000
2,000
1,000



NUMBER OF CHILDREN ASSESSED

3,726
TOTAL

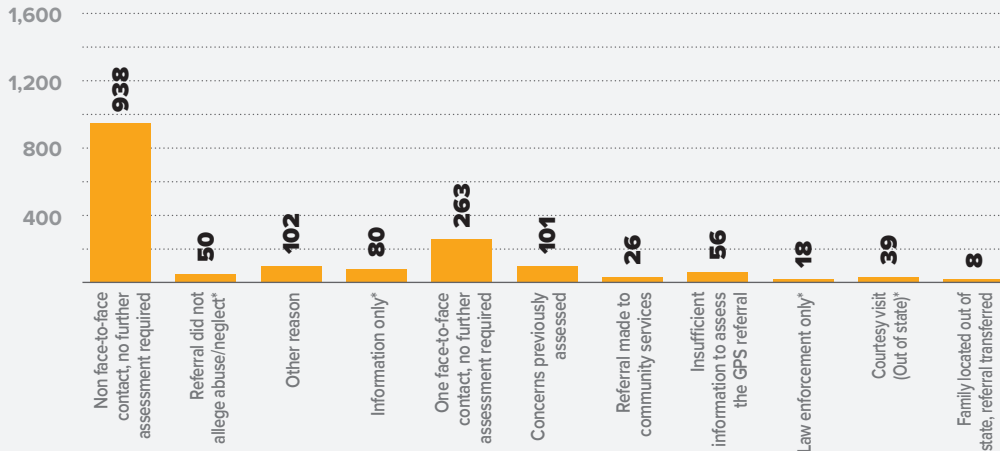
1,863
VALID

CHILDREN ASSESSED PER 1,000 CHILDREN

28.8
TOTAL

14.4
VALID

BREAKDOWN REPORTS SCREENED OUT BY REASON

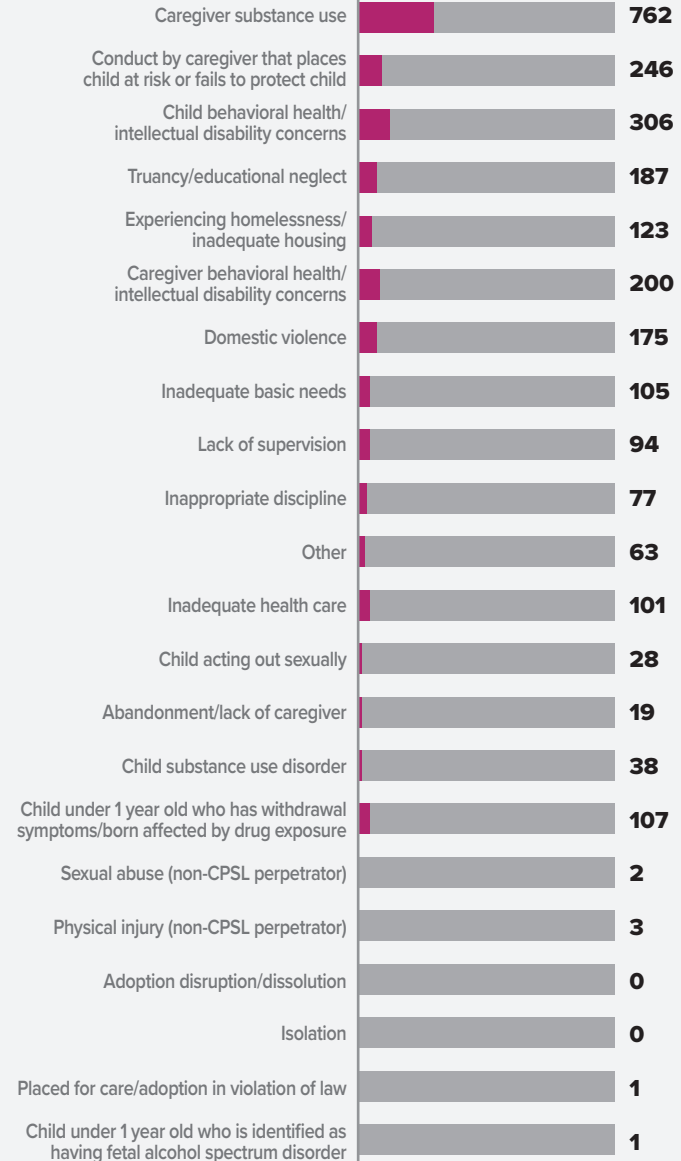


NOTE: Effective 10/3/3030, the screen out reasons were enhanced. This resulted in changes to some of the titles used for the Annual Report while other screen out reasons (*) were removed entirely.

VALID GPS CONCERNS BY TYPE

2,638

TOTAL CONCERNS



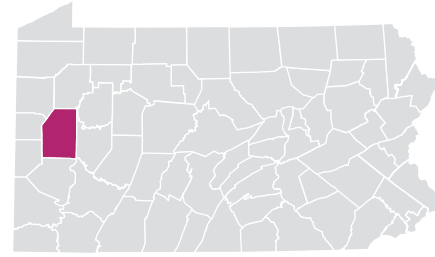
BUCKS COUNTY

NOTES: A report may have more than one concern for each report; therefore, the total number of concerns will be greater than the total number of reports. In some reports, more than one child was assessed with valid concerns; therefore, the number of children assessed exceeds the number of valid assessed reports.

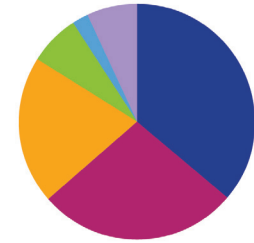


BUTLER COUNTY

RURAL // POPULATION • 186,899 / POPULATION UNDER 18 • 37,802



TYPES OF ALLEGATIONS SUBSTANTIATED REPORTS



44 TOTAL ALLEGATIONS

- **16** (36.4%) Sexual Abuse
- **12** (27.3%) Physical Abuse/Bodily Injury
- **9** (20.5%) Reasonable Likelihood of Bodily Injury
- **3** (6.8%) Serious Physical Neglect
- **0** (0.0%) Engaging in Per Se Acts
- **1** (2.3%) Likelihood of Sexual Abuse/Exploitation
- **0** (0.0%) Serious Mental Injury
- **3** (6.8%) Severe Form of Trafficking in Persons or Sex Trafficking
- **0** (0.0%) Munchausen Syndrome by Proxy/Medical Abuse

NOTES: A report may have more than one allegation for each report; therefore, the total number of allegations will be greater than the total number of reports.

2020 REPORTS OF CHILD ABUSE

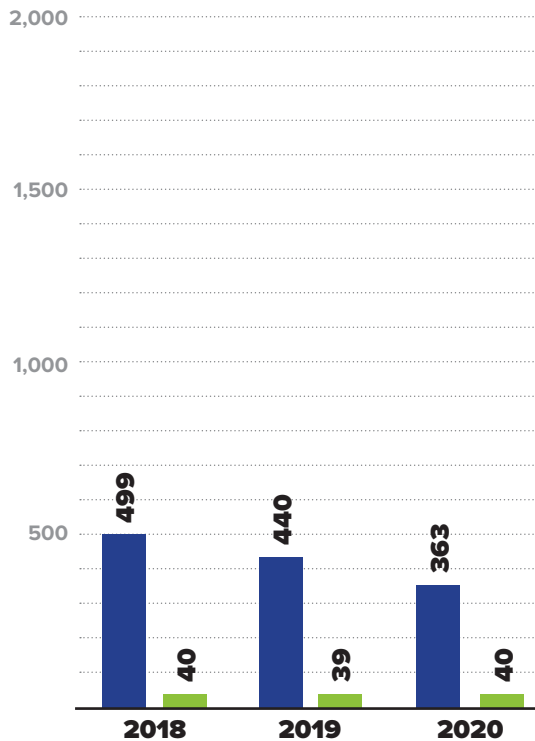
363

■ TOTAL REPORTS

40

■ SUBSTANTIATED REPORTS

NOTE: CPS and GPS data reported were investigated and substantiated by the CCYA and may vary from statewide data which include both CCYA and OCYF Regional Office investigations.



SUBSTANTIATED REPORTS BY SEX OF VICTIM

FEMALE

28

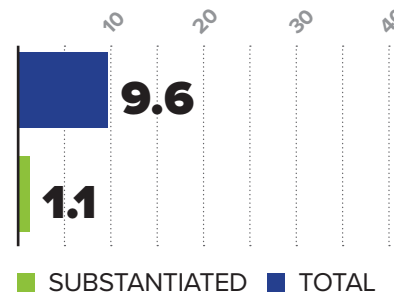
70.0%

MALE

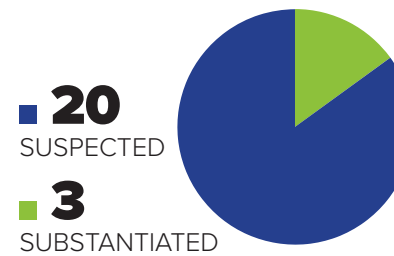
12

30.0%

CHILD ABUSE REPORTS PER 1,000 CHILDREN



CASES OF REPEAT ABUSE SUBSTANTIATED REPORTS



\$2,858,193

EXPENDITURES CHILD ABUSE INVESTIGATIONS AND GENERAL PROTECTIVE SERVICES ASSESSMENTS



2020 SUBSTANTIATED FATALITIES

1/73 MALE 1 FEMALE 0

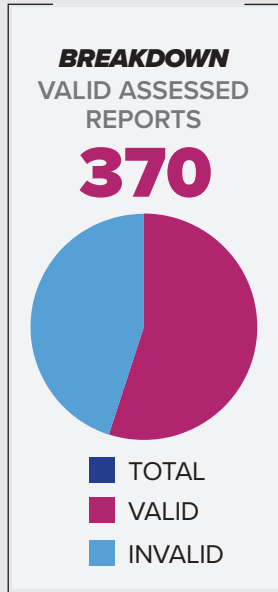
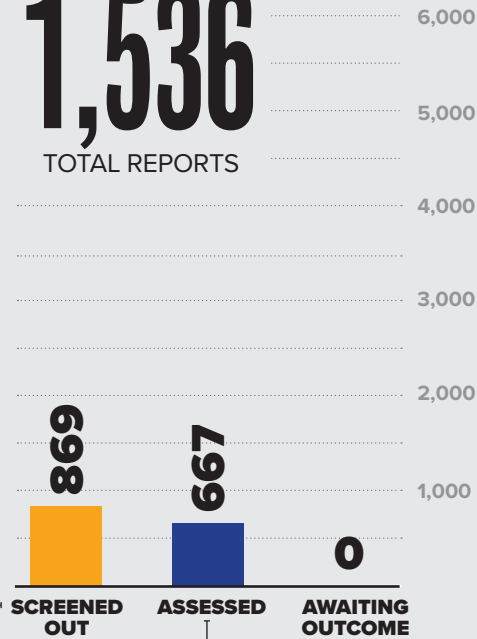
2020 SUBSTANTIATED NEAR FATALITIES

1/115 MALE 0 FEMALE 1

2020 REPORTS OF GENERAL PROTECTIVE SERVICES

1,536

TOTAL REPORTS



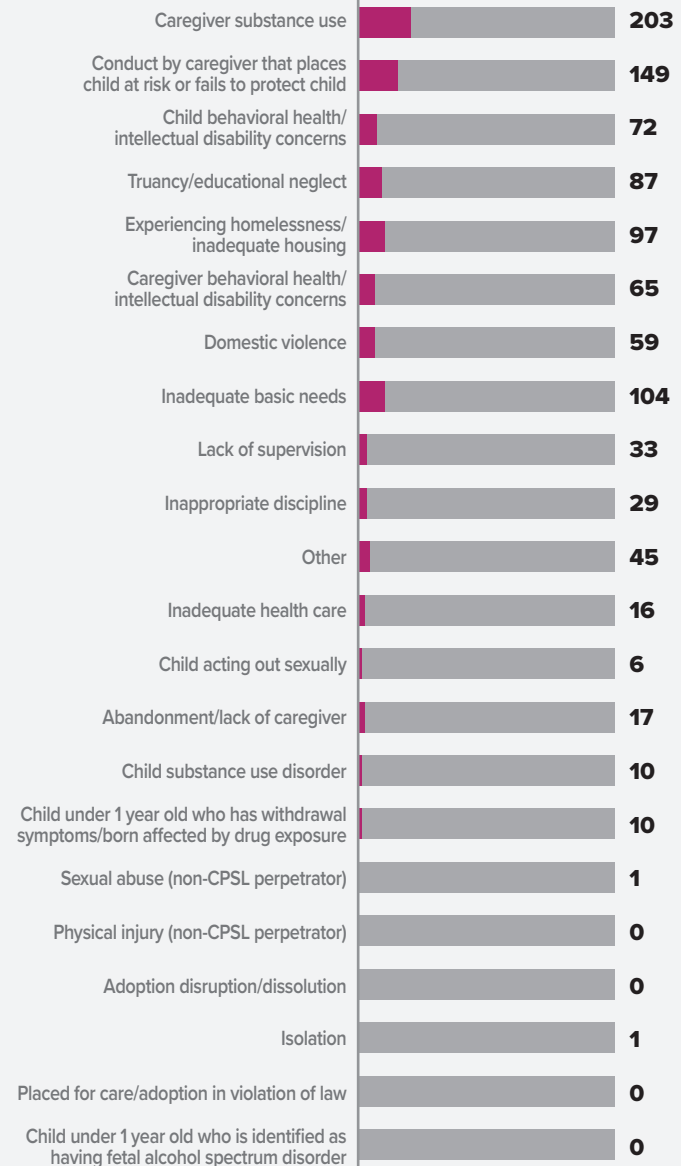
NUMBER OF CHILDREN ASSESSED



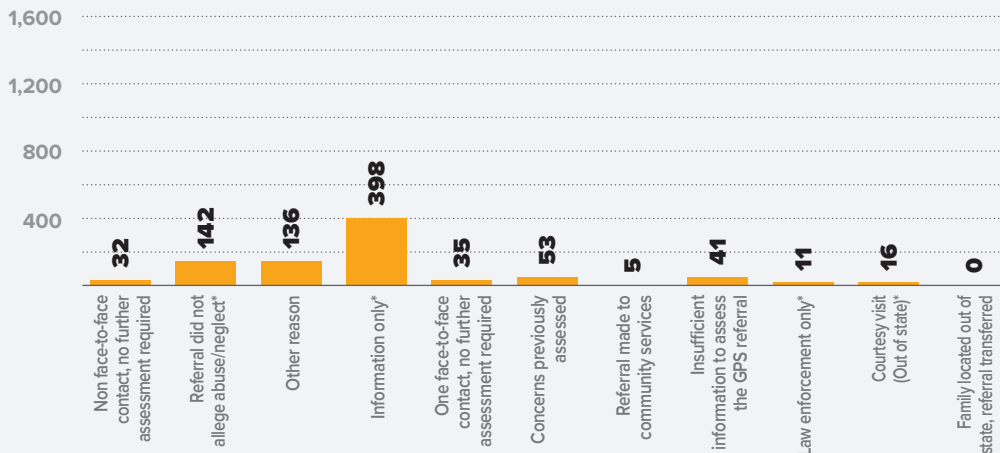
VALID GPS CONCERNS BY TYPE

1,004

TOTAL CONCERNS



BREAKDOWN REPORTS SCREENED OUT BY REASON



NOTE: Effective 10/3/3030, the screen out reasons were enhanced. This resulted in changes to some of the titles used for the Annual Report while other screen out reasons (*) were removed entirely.



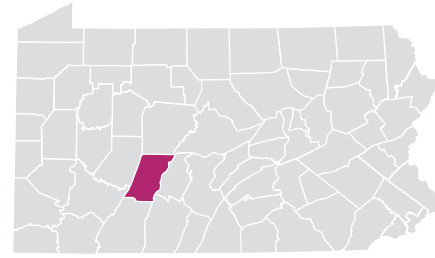
BUTLER COUNTY

NOTES: A report may have more than one concern for each report; therefore, the total number of concerns will be greater than the total number of reports. In some reports, more than one child was assessed with valid concerns; therefore, the number of children assessed exceeds the number of valid assessed reports.

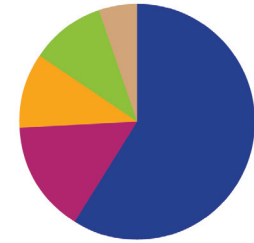


CAMBRIA COUNTY

RURAL // POPULATION • 133,009 / POPULATION UNDER 18 • 25,696



TYPES OF ALLEGATIONS SUBSTANTIATED REPORTS



39 TOTAL ALLEGATIONS

- 23** (59.0%) Sexual Abuse
- 6** (15.4%) Physical Abuse/Bodily Injury
- 4** (10.3%) Reasonable Likelihood of Bodily Injury
- 4** (10.3%) Serious Physical Neglect
- 2** (5.1%) Engaging in Per Se Acts
- 0** (0.0%) Likelihood of Sexual Abuse/Exploitation
- 0** (0.0%) Serious Mental Injury
- 0** (0.0%) Severe Form of Trafficking in Persons or Sex Trafficking
- 0** (0.0%) Munchausen Syndrome by Proxy/Medical Abuse

NOTES: A report may have more than one allegation for each report; therefore, the total number of allegations will be greater than the total number of reports.

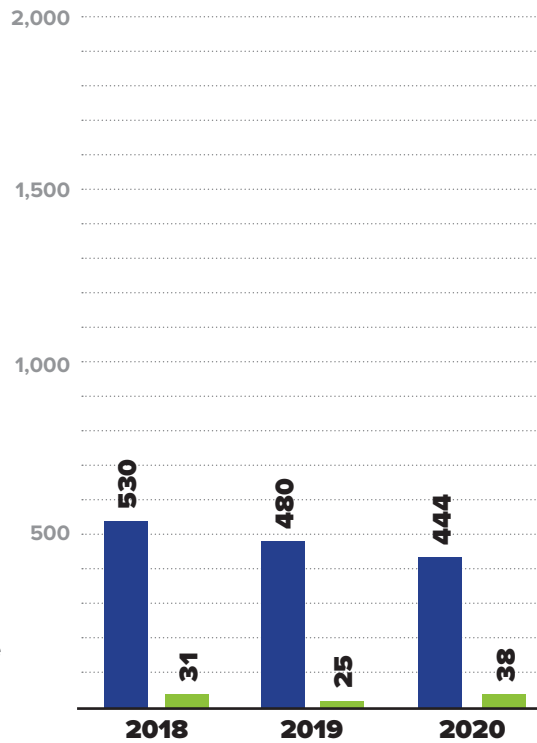
2020 REPORTS OF CHILD ABUSE

444

■ TOTAL REPORTS

38

■ SUBSTANTIATED REPORTS



NOTE: CPS and GPS data reported were investigated and substantiated by the CCYA and may vary from statewide data which include both CCYA and OCYF Regional Office investigations.

SUBSTANTIATED REPORTS BY SEX OF VICTIM

FEMALE

20

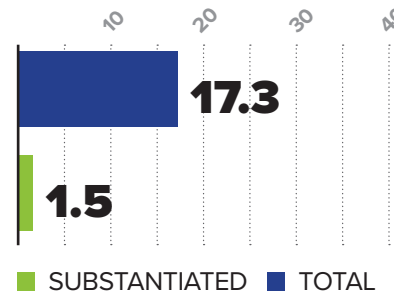
52.6%

MALE

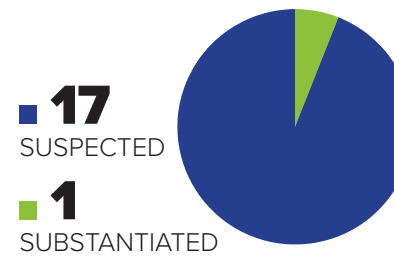
18

47.4%

CHILD ABUSE REPORTS PER 1,000 CHILDREN




CASES OF REPEAT ABUSE SUBSTANTIATED REPORTS



\$2,280,210

EXPENDITURES CHILD ABUSE INVESTIGATIONS AND GENERAL PROTECTIVE SERVICES ASSESSMENTS



2020 SUBSTANTIATED FATALITIES

0/73 MALE 0 FEMALE 0

2020 SUBSTANTIATED NEAR FATALITIES

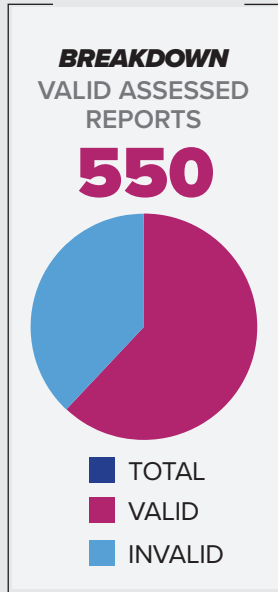
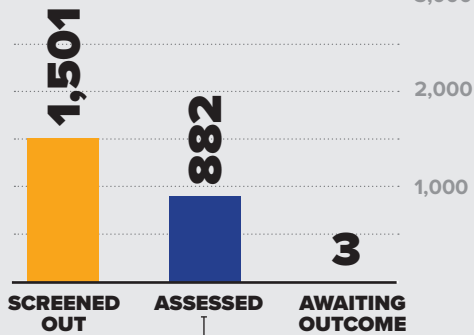
3/115 MALE 2 FEMALE 1



2020 REPORTS OF GENERAL PROTECTIVE SERVICES

2,386

TOTAL REPORTS



NUMBER OF CHILDREN ASSESSED

1,449

TOTAL

860

VALID

CHILDREN ASSESSED PER 1,000 CHILDREN

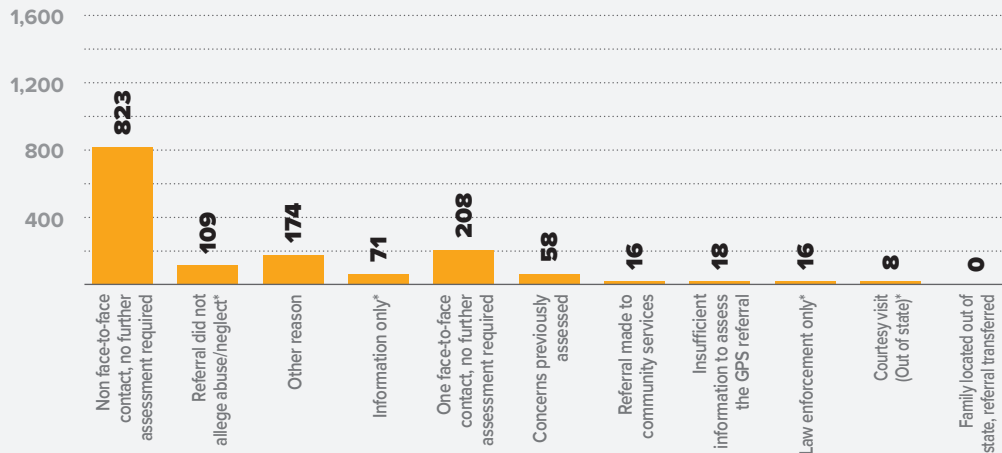
56.4

TOTAL

33.5

VALID

BREAKDOWN REPORTS SCREENED OUT BY REASON

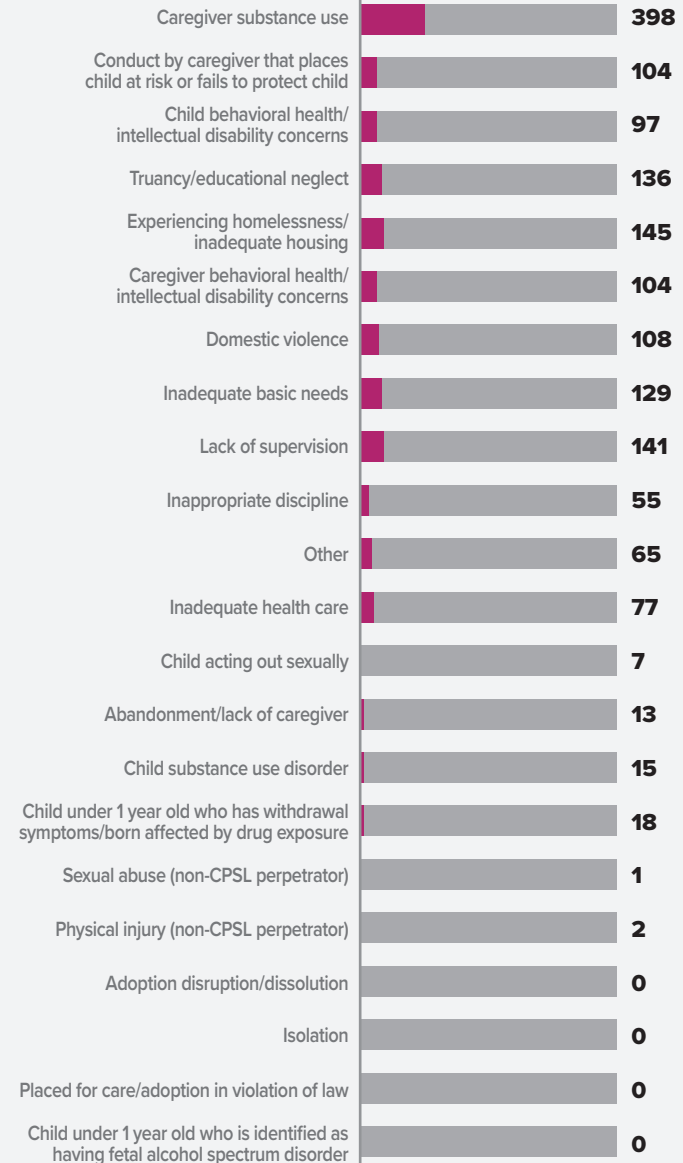


NOTE: Effective 10/3/3030, the screen out reasons were enhanced. This resulted in changes to some of the titles used for the Annual Report while other screen out reasons (*) were removed entirely.

VALID GPS CONCERNS BY TYPE

1,615

TOTAL CONCERNS



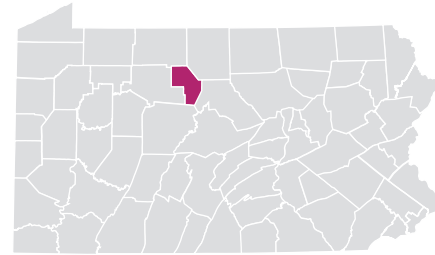
CAMBRIA COUNTY

NOTES: A report may have more than one concern for each report; therefore, the total number of concerns will be greater than the total number of reports. In some reports, more than one child was assessed with valid concerns; therefore, the number of children assessed exceeds the number of valid assessed reports.




CAMERON COUNTY

RURAL // POPULATION • 4,611 / POPULATION UNDER 18 • 767



TYPES OF ALLEGATIONS SUBSTANTIATED REPORTS



0 TOTAL ALLEGATIONS

- **0** (0.0%) Sexual Abuse
- **0** (0.0%) Physical Abuse/Bodily Injury
- **0** (0.0%) Reasonable Likelihood of Bodily Injury
- **0** (0.0%) Serious Physical Neglect
- **0** (0.0%) Engaging in Per Se Acts
- **0** (0.0%) Likelihood of Sexual Abuse/Exploitation
- **0** (0.0%) Serious Mental Injury
- **0** (0.0%) Severe Form of Trafficking in Persons or Sex Trafficking
- **0** (0.0%) Munchausen Syndrome by Proxy/Medical Abuse

NOTES: A report may have more than one allegation for each report; therefore, the total number of allegations will be greater than the total number of reports.

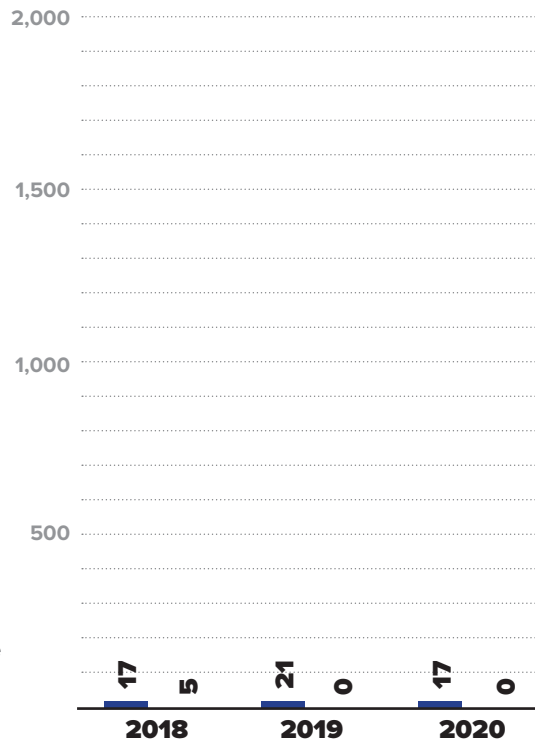
2020 REPORTS OF CHILD ABUSE

17

■ TOTAL REPORTS

0

■ SUBSTANTIATED REPORTS



NOTE: CPS and GPS data reported were investigated and substantiated by the CCYA and may vary from statewide data which include both CCYA and OCYF Regional Office investigations.

SUBSTANTIATED REPORTS BY SEX OF VICTIM

FEMALE

0

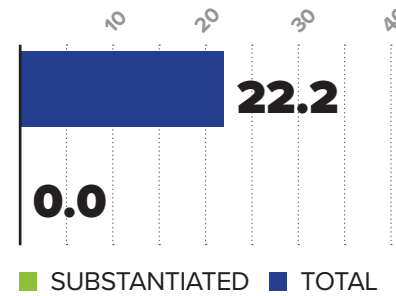
0.0%

MALE

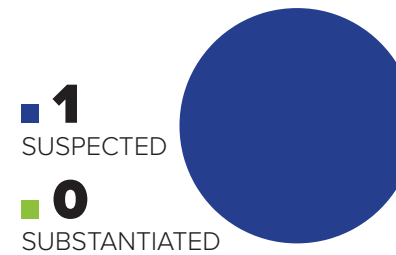
0

0.0%

CHILD ABUSE REPORTS PER 1,000 CHILDREN



CASES OF REPEAT ABUSE SUBSTANTIATED REPORTS



\$251,285

EXPENDITURES CHILD ABUSE INVESTIGATIONS AND GENERAL PROTECTIVE SERVICES ASSESSMENTS



2020 SUBSTANTIATED FATALITIES

0/73 MALE 0 FEMALE 0

2020 SUBSTANTIATED NEAR FATALITIES

0/115 MALE 0 FEMALE 0

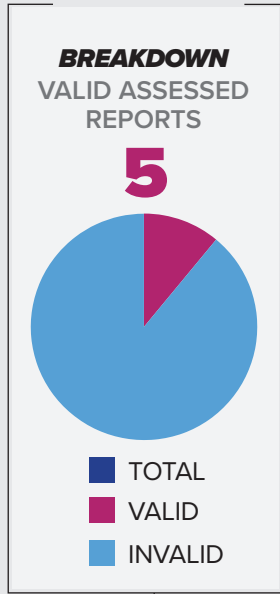
2020 REPORTS OF GENERAL PROTECTIVE SERVICES

77

TOTAL REPORTS



6,000
5,000
4,000
3,000
2,000
1,000

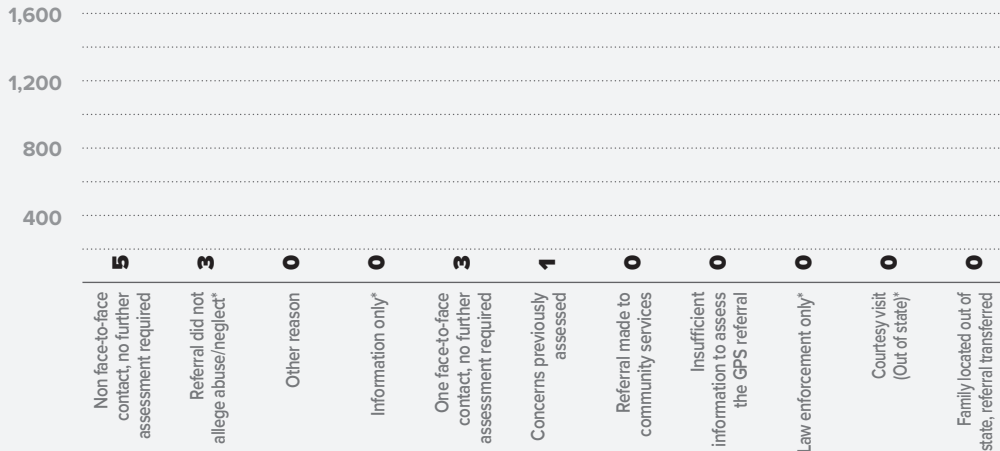


NUMBER OF CHILDREN ASSESSED



CHILDREN ASSESSED PER 1,000 CHILDREN

BREAKDOWN REPORTS SCREENED OUT BY REASON

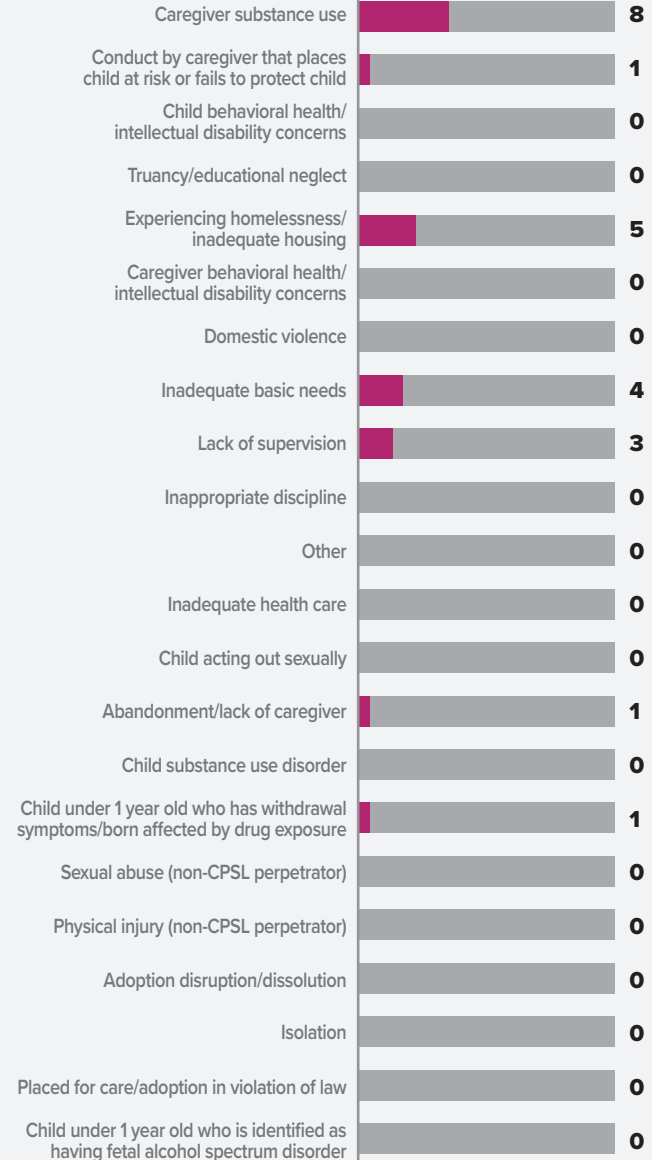


NOTE: Effective 10/3/3030, the screen out reasons were enhanced. This resulted in changes to some of the titles used for the Annual Report while other screen out reasons (*) were removed entirely.

VALID GPS CONCERNS BY TYPE

23

TOTAL CONCERNS



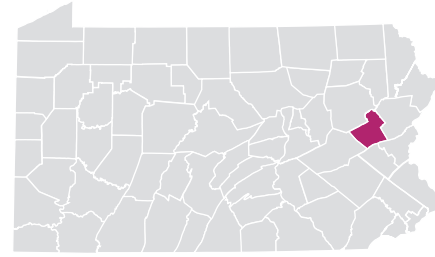
CAMERON COUNTY

NOTES: A report may have more than one concern for each report; therefore, the total number of concerns will be greater than the total number of reports. In some reports, more than one child was assessed with valid concerns; therefore, the number of children assessed exceeds the number of valid assessed reports.

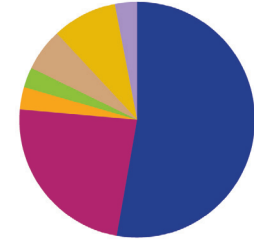


CARBON COUNTY

RURAL // POPULATION • 63,887 / POPULATION UNDER 18 • 12,390



TYPES OF ALLEGATIONS SUBSTANTIATED REPORTS



34 TOTAL ALLEGATIONS

- 18** (52.9%) Sexual Abuse
- 8** (23.5%) Physical Abuse/Bodily Injury
- 1** (2.9%) Reasonable Likelihood of Bodily Injury
- 1** (2.9%) Serious Physical Neglect
- 2** (5.9%) Engaging in Per Se Acts
- 0** (0.0%) Likelihood of Sexual Abuse/Exploitation
- 3** (8.8%) Serious Mental Injury
- 1** (2.9%) Severe Form of Trafficking in Persons or Sex Trafficking
- 0** (0.0%) Munchausen Syndrome by Proxy/Medical Abuse

NOTES: A report may have more than one allegation for each report; therefore, the total number of allegations will be greater than the total number of reports.

2020 REPORTS OF CHILD ABUSE

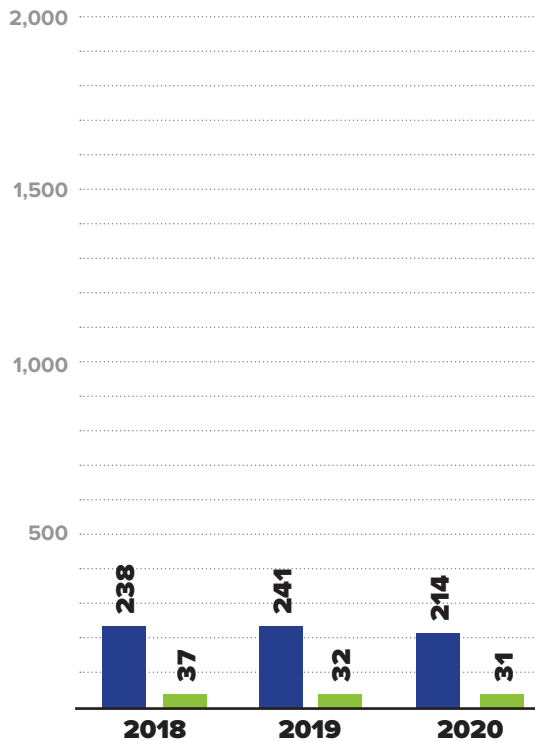
214

■ TOTAL REPORTS

31

■ SUBSTANTIATED REPORTS

NOTE: CPS and GPS data reported were investigated and substantiated by the CCYA and may vary from statewide data which include both CCYA and OCYF Regional Office investigations.



SUBSTANTIATED REPORTS BY SEX OF VICTIM

FEMALE

23

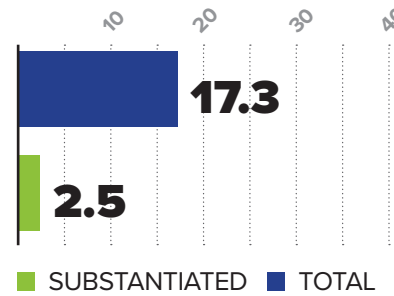
74.2%

MALE

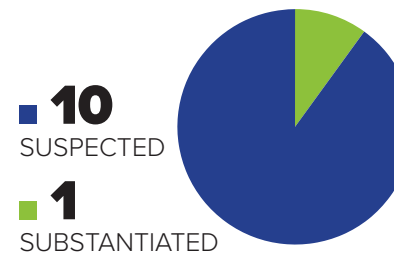
8

25.8%

CHILD ABUSE REPORTS PER 1,000 CHILDREN



CASES OF REPEAT ABUSE SUBSTANTIATED REPORTS



\$454,088

EXPENDITURES CHILD ABUSE INVESTIGATIONS AND GENERAL PROTECTIVE SERVICES ASSESSMENTS



2020 SUBSTANTIATED FATALITIES

3/73 MALE 2 FEMALE 1

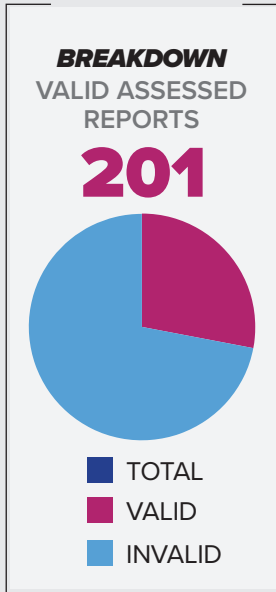
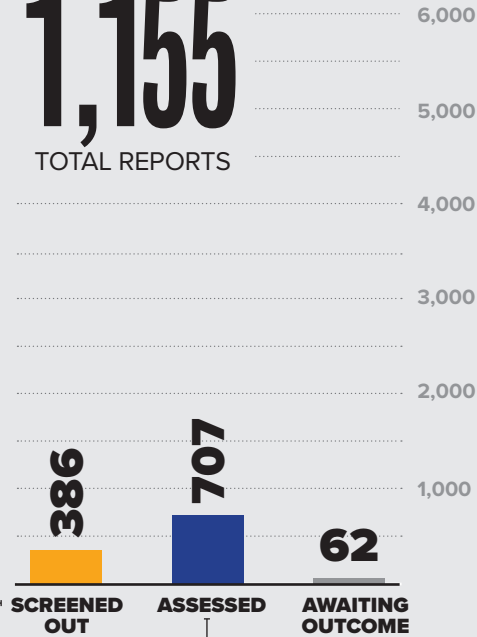
2020 SUBSTANTIATED NEAR FATALITIES

0/115 MALE 0 FEMALE 0

2020 REPORTS OF GENERAL PROTECTIVE SERVICES

1,155

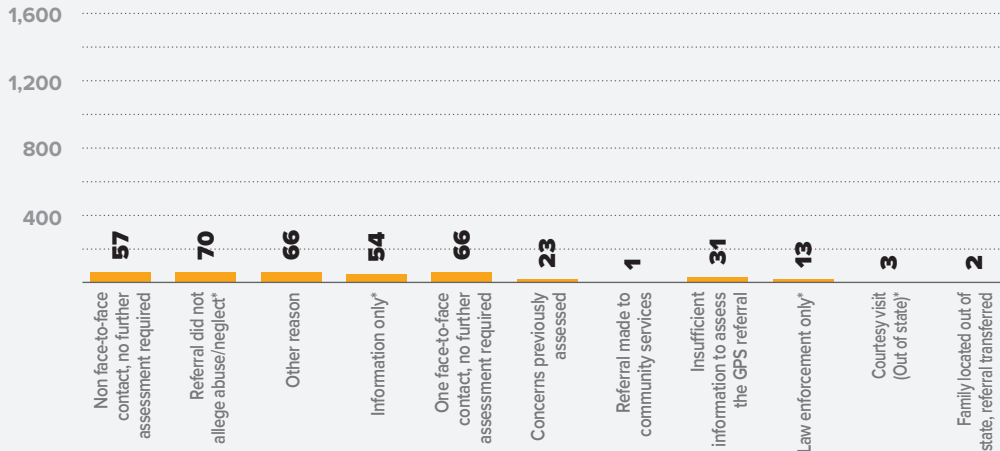
TOTAL REPORTS



NUMBER OF CHILDREN ASSESSED



BREAKDOWN REPORTS SCREENED OUT BY REASON

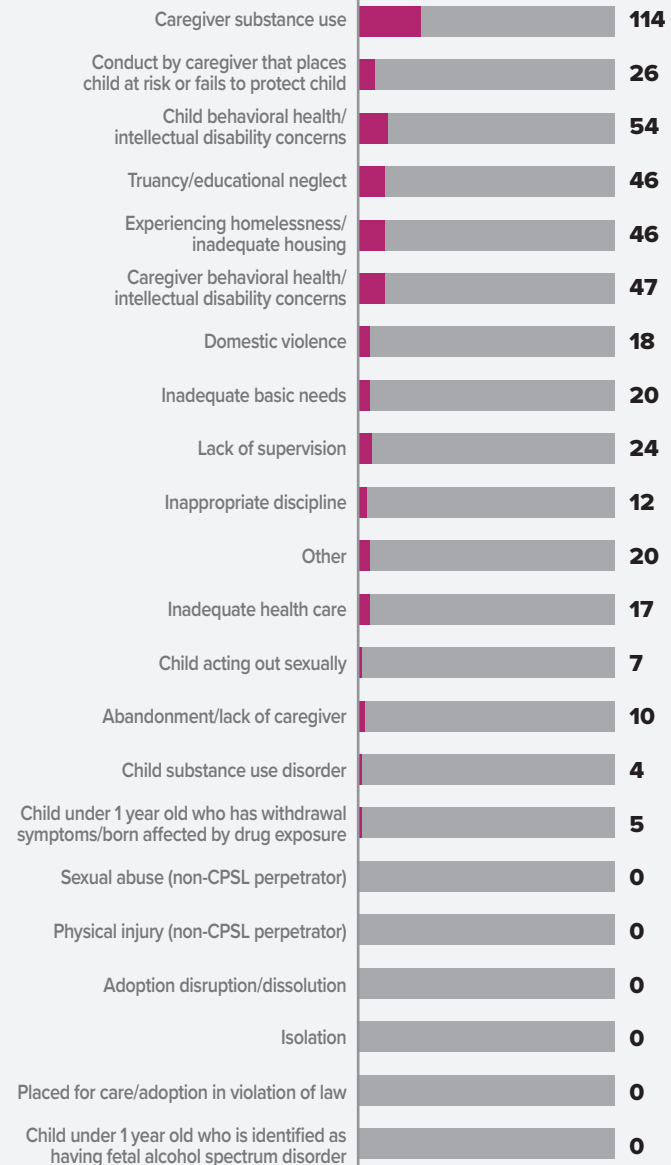


NOTE: Effective 10/3/3030, the screen out reasons were enhanced. This resulted in changes to some of the titles used for the Annual Report while other screen out reasons (*) were removed entirely.

VALID GPS CONCERNS BY TYPE

470

TOTAL CONCERNS



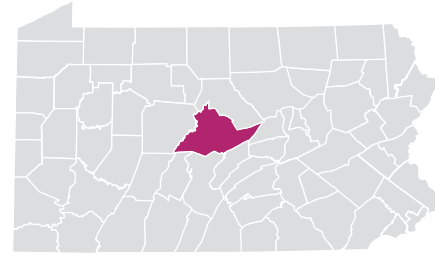
CARBON COUNTY

NOTES: A report may have more than one concern for each report; therefore, the total number of concerns will be greater than the total number of reports. In some reports, more than one child was assessed with valid concerns; therefore, the number of children assessed exceeds the number of valid assessed reports.

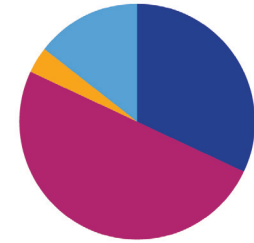


CENTRE COUNTY

RURAL // POPULATION • 161,960 / POPULATION UNDER 18 • 24,346



TYPES OF ALLEGATIONS SUBSTANTIATED REPORTS



28 TOTAL ALLEGATIONS

- **9** (32.1%) Sexual Abuse
- **14** (50.0%) Physical Abuse/Bodily Injury
- **1** (3.6%) Reasonable Likelihood of Bodily Injury
- **0** (0.0%) Serious Physical Neglect
- **0** (0.0%) Engaging in Per Se Acts
- **4** (14.3%) Likelihood of Sexual Abuse/Exploitation
- **0** (0.0%) Serious Mental Injury
- **0** (0.0%) Severe Form of Trafficking in Persons or Sex Trafficking
- **0** (0.0%) Munchausen Syndrome by Proxy/Medical Abuse

NOTES: A report may have more than one allegation for each report; therefore, the total number of allegations will be greater than the total number of reports.

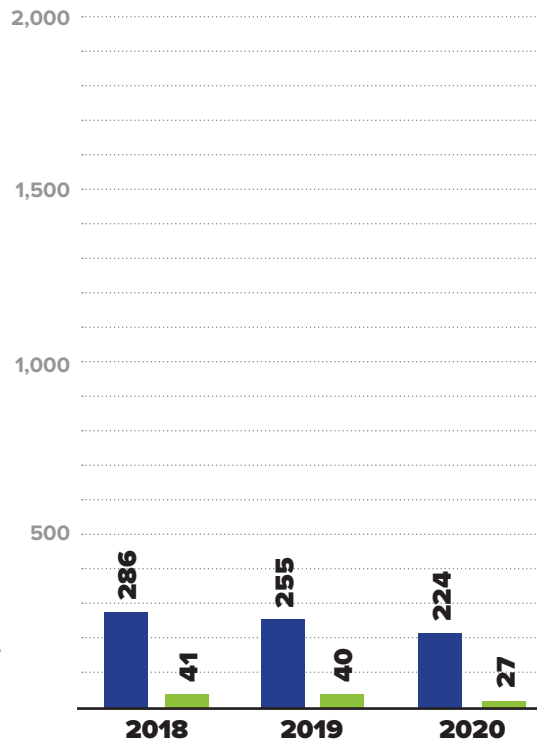
2020 REPORTS OF CHILD ABUSE

224

■ TOTAL REPORTS

27

■ SUBSTANTIATED REPORTS



NOTE: CPS and GPS data reported were investigated and substantiated by the CCYA and may vary from statewide data which include both CCYA and OCYF Regional Office investigations.

SUBSTANTIATED REPORTS BY SEX OF VICTIM

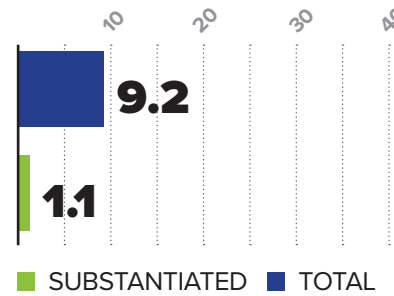
FEMALE

17
63.0%

MALE

10
37.0%

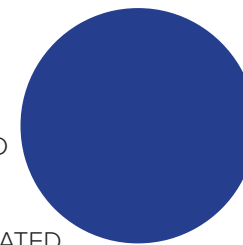
CHILD ABUSE REPORTS PER 1,000 CHILDREN



CASES OF REPEAT ABUSE SUBSTANTIATED REPORTS

■ **16** SUSPECTED

■ **0** SUBSTANTIATED



\$1,057,356

EXPENDITURES CHILD ABUSE INVESTIGATIONS AND GENERAL PROTECTIVE SERVICES ASSESSMENTS



2020 SUBSTANTIATED FATALITIES

0/73 MALE FEMALE

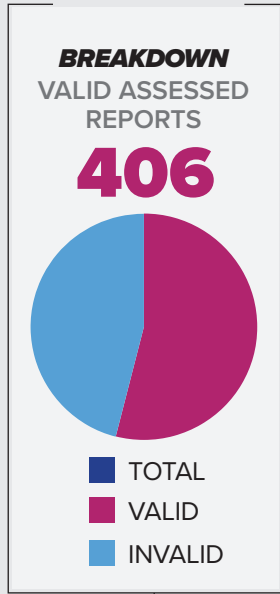
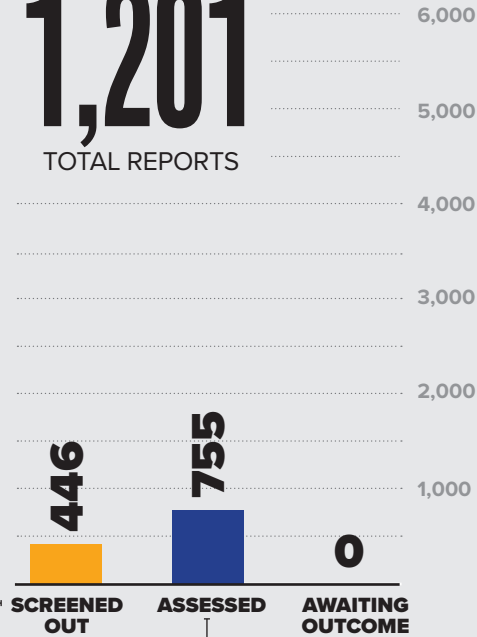
2020 SUBSTANTIATED NEAR FATALITIES

0/115 MALE FEMALE

2020 REPORTS OF GENERAL PROTECTIVE SERVICES

1,201

TOTAL REPORTS



NUMBER OF CHILDREN ASSESSED

1,100
TOTAL

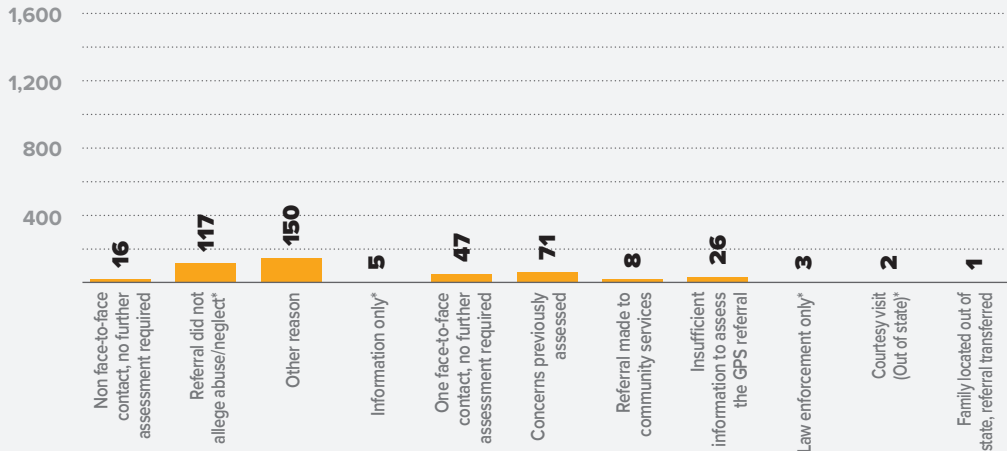
546
VALID

CHILDREN ASSESSED PER 1,000 CHILDREN

45.2
TOTAL

22.4
VALID

BREAKDOWN REPORTS SCREENED OUT BY REASON

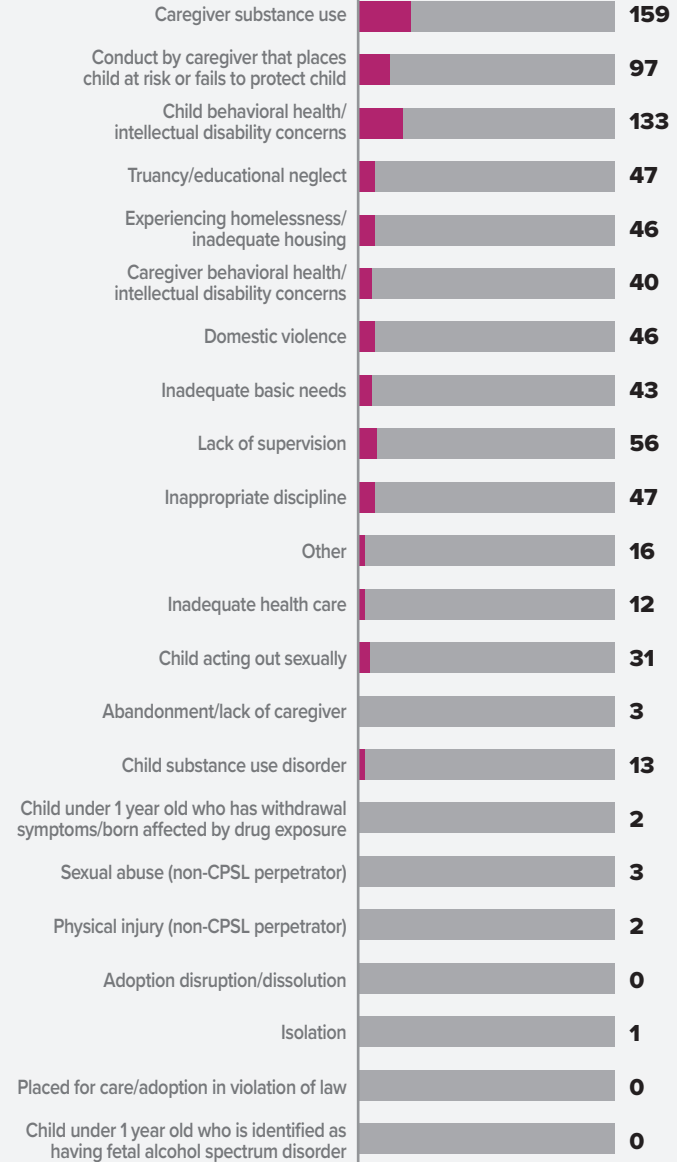


NOTE: Effective 10/3/3030, the screen out reasons were enhanced. This resulted in changes to some of the titles used for the Annual Report while other screen out reasons (*) were removed entirely.

VALID GPS CONCERNS BY TYPE

797

TOTAL CONCERNS



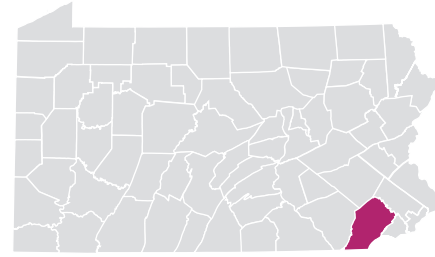
CENTRE COUNTY

NOTES: A report may have more than one concern for each report; therefore, the total number of concerns will be greater than the total number of reports. In some reports, more than one child was assessed with valid concerns; therefore, the number of children assessed exceeds the number of valid assessed reports.

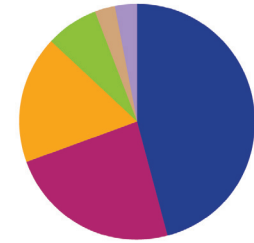


CHESTER COUNTY

URBAN // POPULATION • 519,560 / POPULATION UNDER 18 • 119,090



TYPES OF ALLEGATIONS SUBSTANTIATED REPORTS



139 TOTAL ALLEGATIONS

- 64** (46.0%) Sexual Abuse
- 33** (23.7%) Physical Abuse/Bodily Injury
- 24** (17.3%) Reasonable Likelihood of Bodily Injury
- 10** (7.2%) Serious Physical Neglect
- 4** (2.9%) Engaging in Per Se Acts
- 0** (0.0%) Likelihood of Sexual Abuse/Exploitation
- 0** (0.0%) Serious Mental Injury
- 4** (2.9%) Severe Form of Trafficking in Persons or Sex Trafficking
- 0** (0.0%) Munchausen Syndrome by Proxy/Medical Abuse

NOTES: A report may have more than one allegation for each report; therefore, the total number of allegations will be greater than the total number of reports.

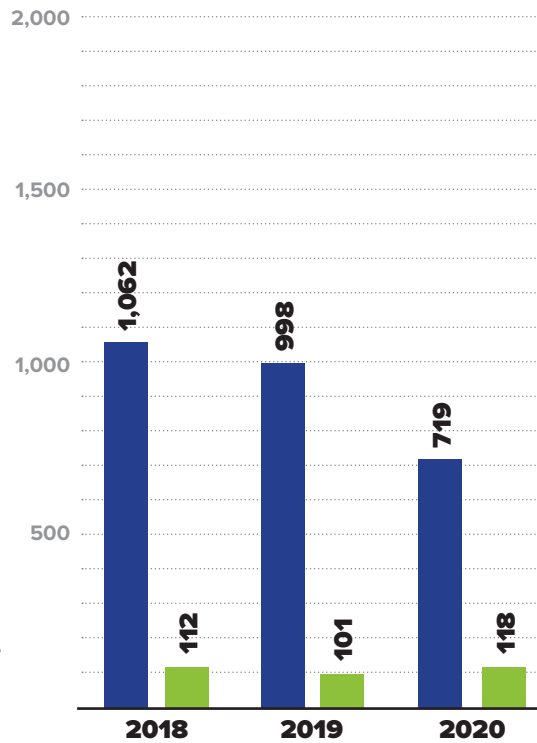
2020 REPORTS OF CHILD ABUSE

719

■ TOTAL REPORTS

118

■ SUBSTANTIATED REPORTS



NOTE: CPS and GPS data reported were investigated and substantiated by the CCYA and may vary from statewide data which include both CCYA and OCYF Regional Office investigations.

SUBSTANTIATED REPORTS BY SEX OF VICTIM

FEMALE

84

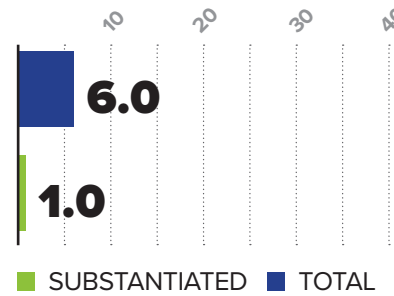
71.2%

MALE

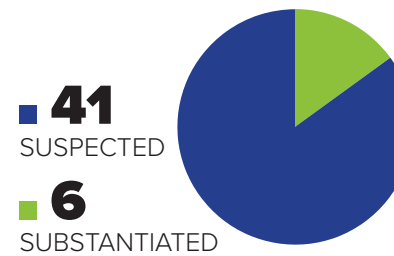
34

28.8%

CHILD ABUSE REPORTS PER 1,000 CHILDREN



CASES OF REPEAT ABUSE SUBSTANTIATED REPORTS



\$3,762,447

EXPENDITURES CHILD ABUSE INVESTIGATIONS AND GENERAL PROTECTIVE SERVICES ASSESSMENTS



2020 SUBSTANTIATED FATALITIES

1/73 MALE 0 FEMALE 1

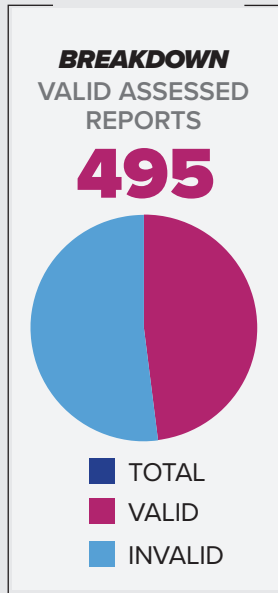
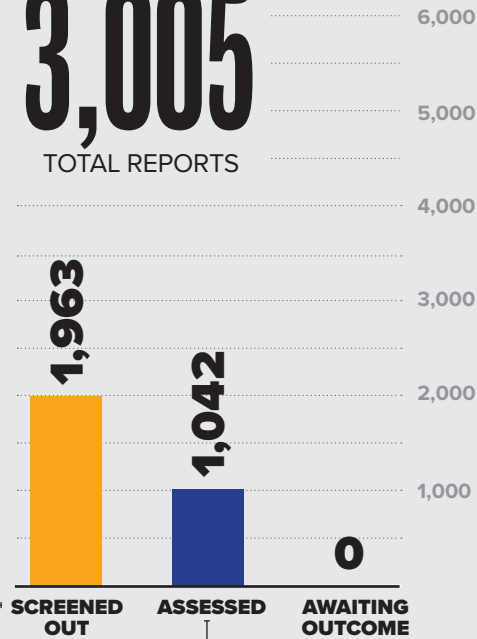
2020 SUBSTANTIATED NEAR FATALITIES

3/115 MALE 1 FEMALE 2

2020 REPORTS OF GENERAL PROTECTIVE SERVICES

3,005

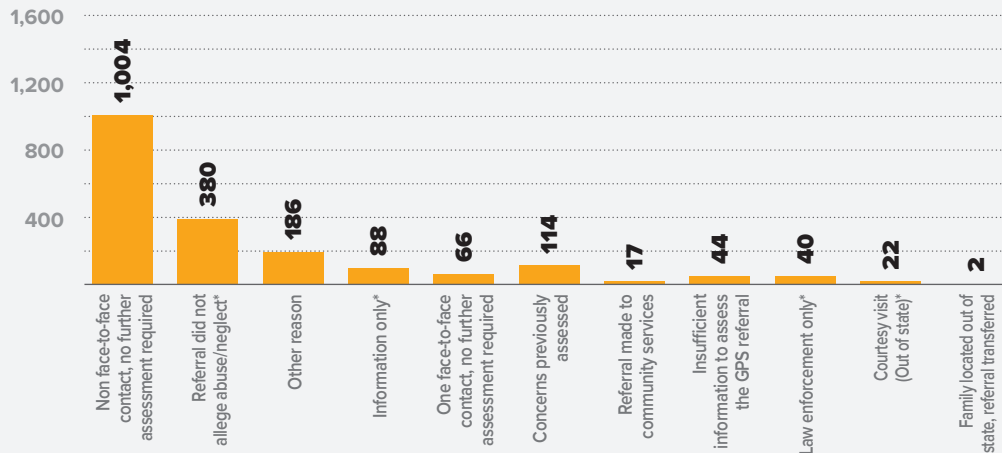
TOTAL REPORTS



NUMBER OF CHILDREN ASSESSED



BREAKDOWN REPORTS SCREENED OUT BY REASON

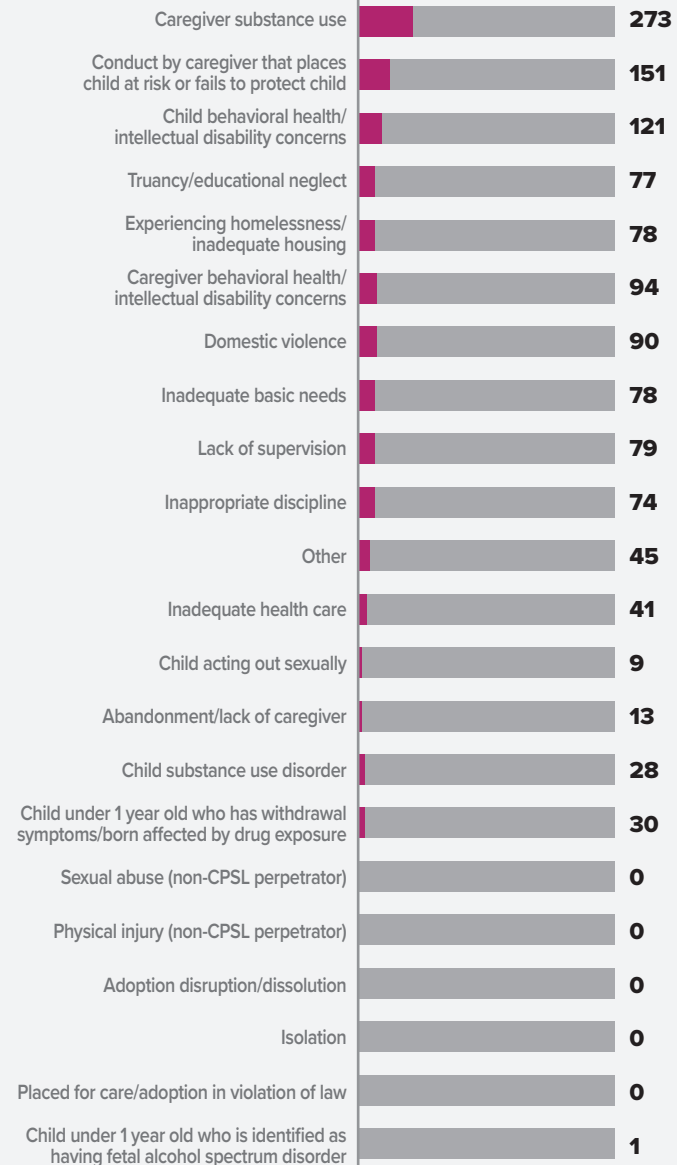


NOTE: Effective 10/3/3030, the screen out reasons were enhanced. This resulted in changes to some of the titles used for the Annual Report while other screen out reasons (*) were removed entirely.

VALID GPS CONCERNS BY TYPE

1,282

TOTAL CONCERNS



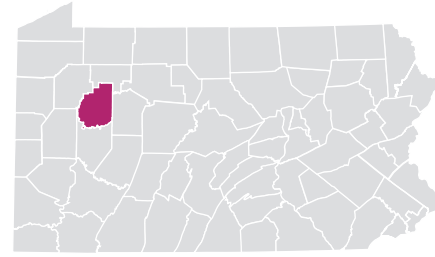
CHESTER COUNTY

NOTES: A report may have more than one concern for each report; therefore, the total number of concerns will be greater than the total number of reports. In some reports, more than one child was assessed with valid concerns; therefore, the number of children assessed exceeds the number of valid assessed reports.

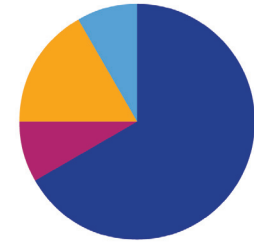


CLARION COUNTY

RURAL // POPULATION • 38,715 / POPULATION UNDER 18 • 7,305



TYPES OF ALLEGATIONS SUBSTANTIATED REPORTS



12 TOTAL ALLEGATIONS

- 8** (66.7%) Sexual Abuse
- 1** (8.3%) Physical Abuse/Bodily Injury
- 2** (16.7%) Reasonable Likelihood of Bodily Injury
- 0** (0.0%) Serious Physical Neglect
- 0** (0.0%) Engaging in Per Se Acts
- 1** (8.3%) Likelihood of Sexual Abuse/Exploitation
- 0** (0.0%) Serious Mental Injury
- 0** (0.0%) Severe Form of Trafficking in Persons or Sex Trafficking
- 0** (0.0%) Munchausen Syndrome by Proxy/Medical Abuse

NOTES: A report may have more than one allegation for each report; therefore, the total number of allegations will be greater than the total number of reports.

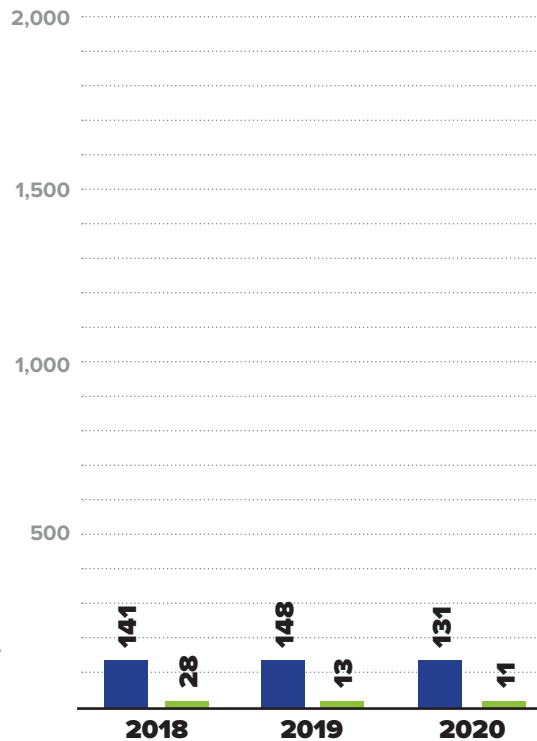
2020 REPORTS OF CHILD ABUSE

131

■ TOTAL REPORTS

11

■ SUBSTANTIATED REPORTS



NOTE: CPS and GPS data reported were investigated and substantiated by the CCYA and may vary from statewide data which include both CCYA and OCYF Regional Office investigations.

SUBSTANTIATED REPORTS BY SEX OF VICTIM

FEMALE

9

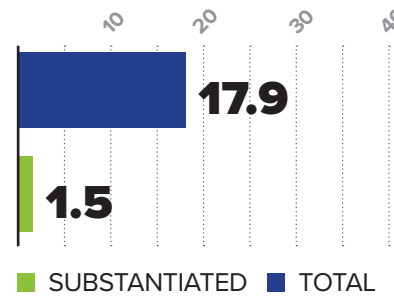
81.8%

MALE

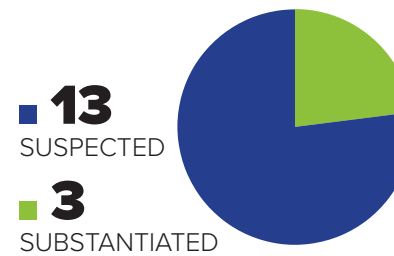
2

18.2%

CHILD ABUSE REPORTS PER 1,000 CHILDREN



CASES OF REPEAT ABUSE SUBSTANTIATED REPORTS



\$1,316,256

EXPENDITURES CHILD ABUSE INVESTIGATIONS AND GENERAL PROTECTIVE SERVICES ASSESSMENTS



2020 SUBSTANTIATED FATALITIES

0/73 MALE FEMALE

2020 SUBSTANTIATED NEAR FATALITIES

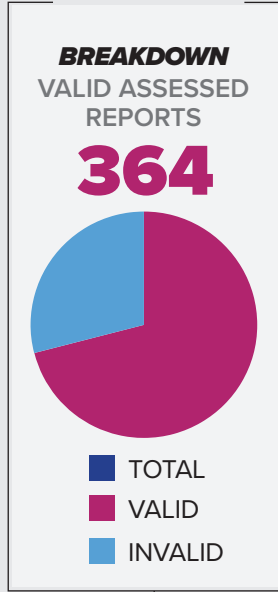
0/115 MALE FEMALE



2020 REPORTS OF GENERAL PROTECTIVE SERVICES

801

TOTAL REPORTS



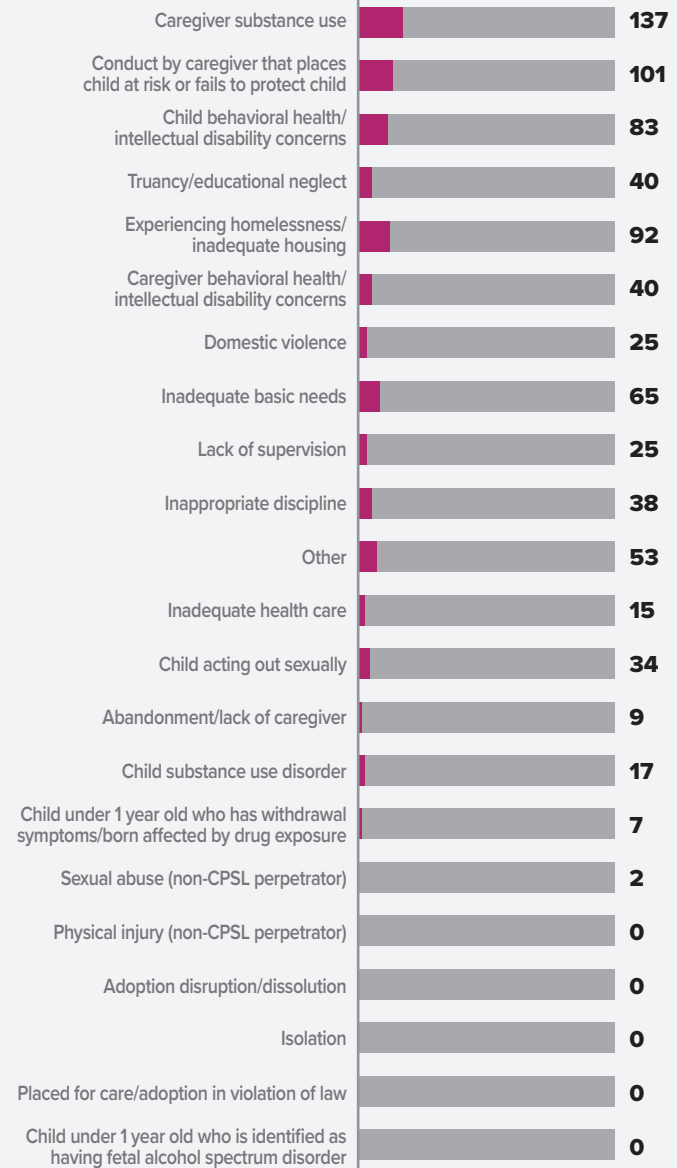
NUMBER OF CHILDREN ASSESSED



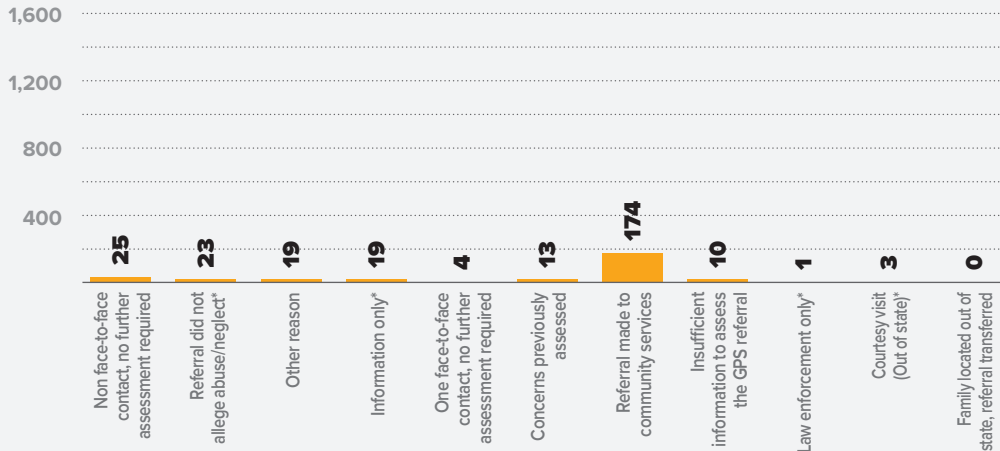
VALID GPS CONCERNS BY TYPE

783

TOTAL CONCERNS



BREAKDOWN REPORTS SCREENED OUT BY REASON



NOTE: Effective 10/3/3030, the screen out reasons were enhanced. This resulted in changes to some of the titles used for the Annual Report while other screen out reasons (*) were removed entirely.



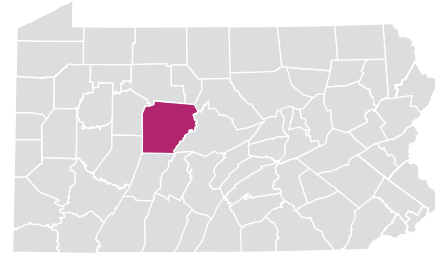
CLARION COUNTY

NOTES: A report may have more than one concern for each report; therefore, the total number of concerns will be greater than the total number of reports. In some reports, more than one child was assessed with valid concerns; therefore, the number of children assessed exceeds the number of valid assessed reports.

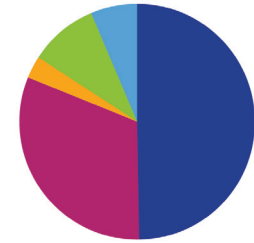


CLEARFIELD COUNTY

RURAL // POPULATION • 79,908 / POPULATION UNDER 18 • 14,877



TYPES OF ALLEGATIONS SUBSTANTIATED REPORTS



32 TOTAL ALLEGATIONS

- 16** (50.0%) Sexual Abuse
- 10** (31.3%) Physical Abuse/Bodily Injury
- 1** (3.1%) Reasonable Likelihood of Bodily Injury
- 3** (9.4%) Serious Physical Neglect
- 0** (0.0%) Engaging in Per Se Acts
- 2** (6.3%) Likelihood of Sexual Abuse/Exploitation
- 0** (0.0%) Serious Mental Injury
- 0** (0.0%) Severe Form of Trafficking in Persons or Sex Trafficking
- 0** (0.0%) Munchausen Syndrome by Proxy/Medical Abuse

NOTES: A report may have more than one allegation for each report; therefore, the total number of allegations will be greater than the total number of reports.

2020 REPORTS OF CHILD ABUSE

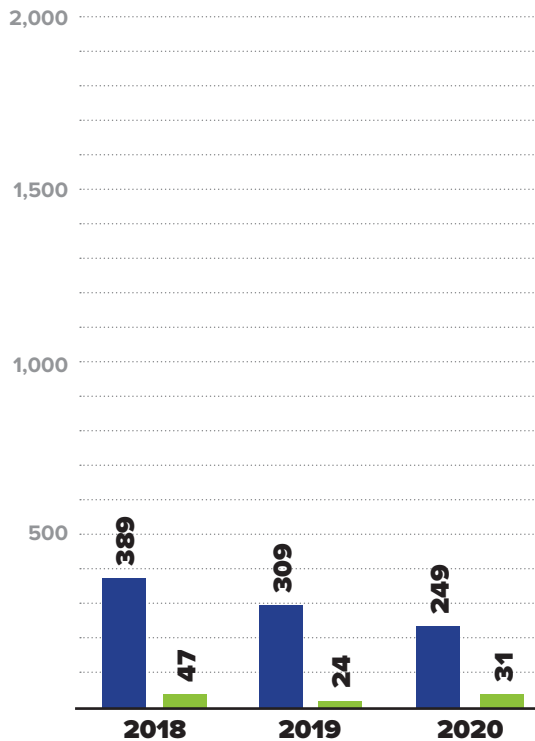
249

■ TOTAL REPORTS

31

■ SUBSTANTIATED REPORTS

NOTE: CPS and GPS data reported were investigated and substantiated by the CCYA and may vary from statewide data which include both CCYA and OCYF Regional Office investigations.



SUBSTANTIATED REPORTS BY SEX OF VICTIM

FEMALE

19

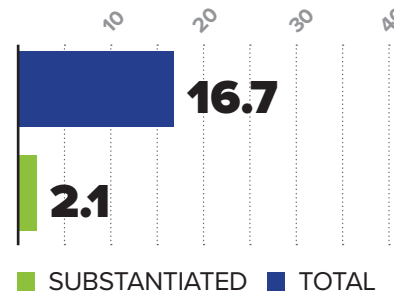
61.3%

MALE

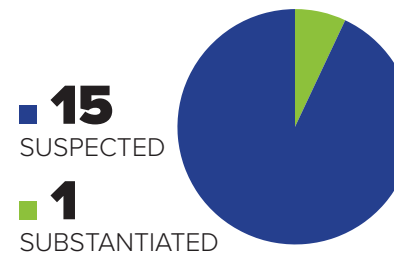
12

38.7%

CHILD ABUSE REPORTS PER 1,000 CHILDREN




CASES OF REPEAT ABUSE SUBSTANTIATED REPORTS



\$1,051,881

EXPENDITURES CHILD ABUSE INVESTIGATIONS AND GENERAL PROTECTIVE SERVICES ASSESSMENTS



2020 SUBSTANTIATED FATALITIES

1/73 MALE 0 FEMALE 1

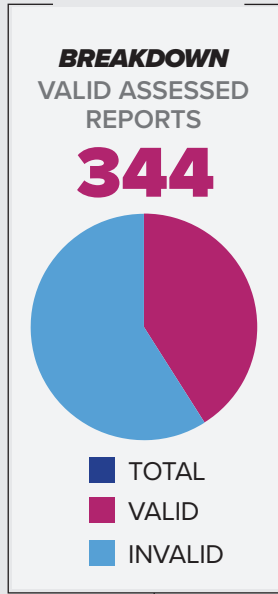
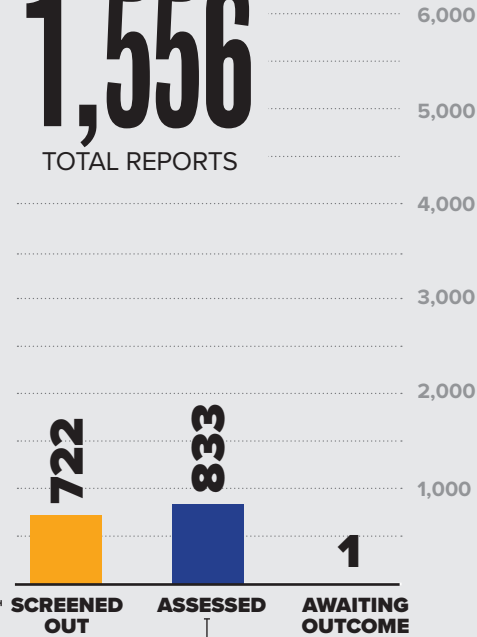
2020 SUBSTANTIATED NEAR FATALITIES

1/115 MALE 1 FEMALE 0

2020 REPORTS OF GENERAL PROTECTIVE SERVICES

1,556

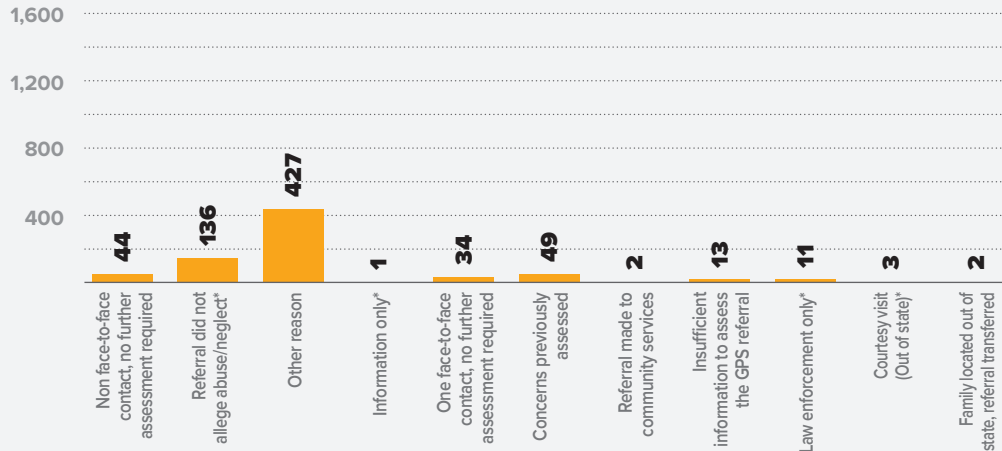
TOTAL REPORTS



NUMBER OF CHILDREN ASSESSED



BREAKDOWN REPORTS SCREENED OUT BY REASON

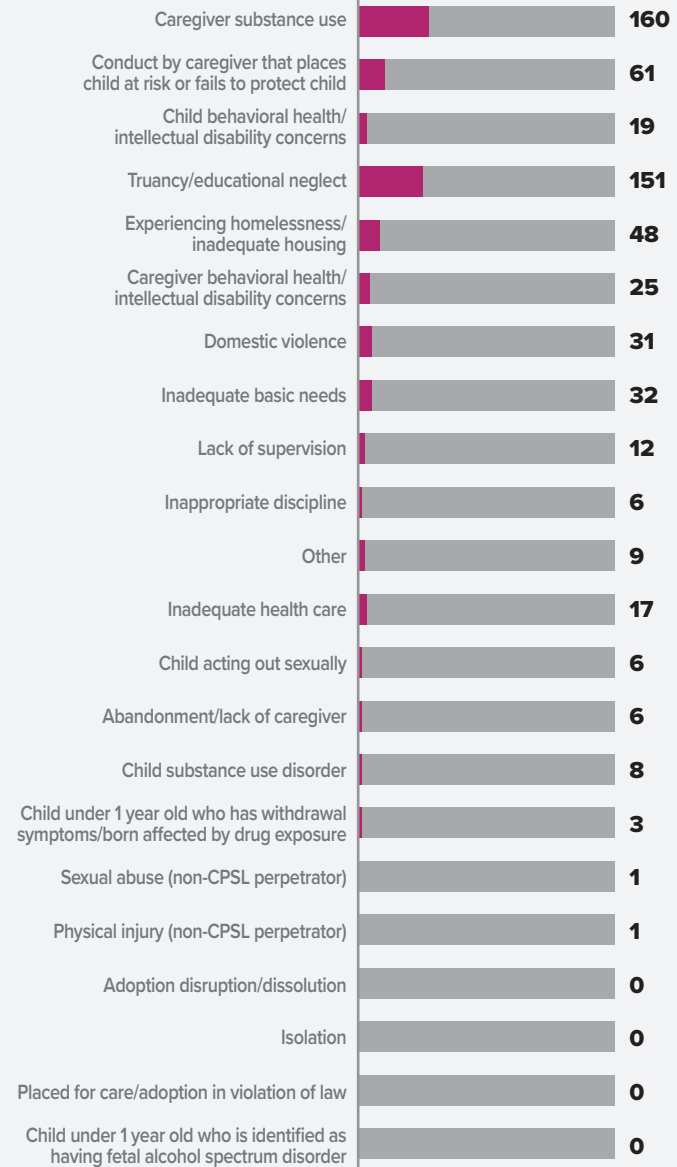


NOTE: Effective 10/3/3030, the screen out reasons were enhanced. This resulted in changes to some of the titles used for the Annual Report while other screen out reasons (*) were removed entirely.

VALID GPS CONCERNS BY TYPE

596

TOTAL CONCERNS



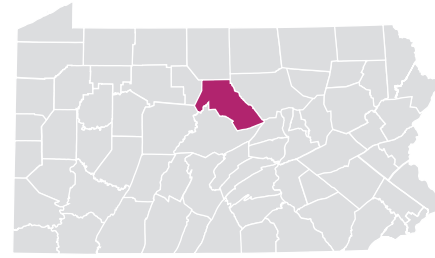
CLEARFIELD COUNTY

NOTES: A report may have more than one concern for each report; therefore, the total number of concerns will be greater than the total number of reports. In some reports, more than one child was assessed with valid concerns; therefore, the number of children assessed exceeds the number of valid assessed reports.

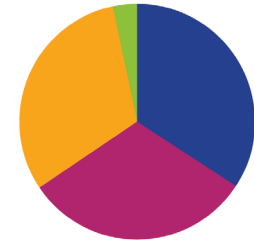


CLINTON COUNTY

RURAL // POPULATION • 38,915 / POPULATION UNDER 18 • 7,876



TYPES OF ALLEGATIONS SUBSTANTIATED REPORTS



32 TOTAL ALLEGATIONS

- **11** (34.4%) Sexual Abuse
- **10** (31.3%) Physical Abuse/Bodily Injury
- **10** (31.3%) Reasonable Likelihood of Bodily Injury
- **1** (3.1%) Serious Physical Neglect
- **0** (0.0%) Engaging in Per Se Acts
- **0** (0.0%) Likelihood of Sexual Abuse/Exploitation
- **0** (0.0%) Serious Mental Injury
- **0** (0.0%) Severe Form of Trafficking in Persons or Sex Trafficking
- **0** (0.0%) Munchausen Syndrome by Proxy/Medical Abuse

NOTES: A report may have more than one allegation for each report; therefore, the total number of allegations will be greater than the total number of reports.

2020 REPORTS OF CHILD ABUSE

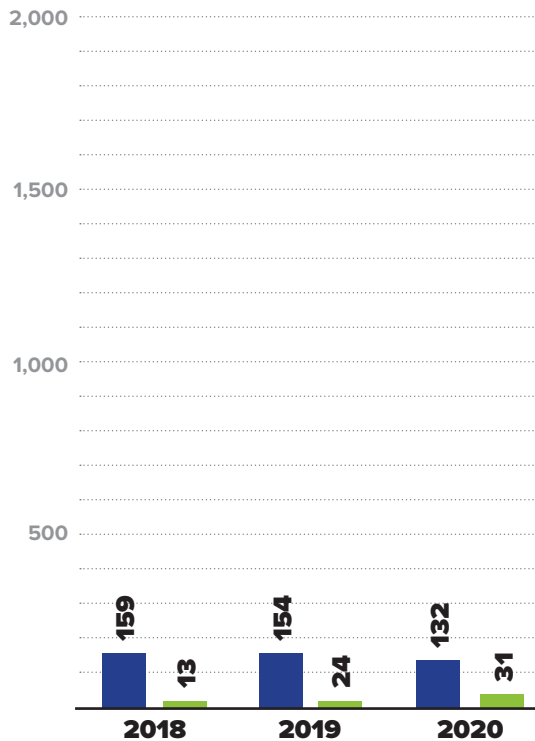
132

■ TOTAL REPORTS

31

■ SUBSTANTIATED REPORTS

NOTE: CPS and GPS data reported were investigated and substantiated by the CCYA and may vary from statewide data which include both CCYA and OCYF Regional Office investigations.



SUBSTANTIATED REPORTS BY SEX OF VICTIM

FEMALE

20

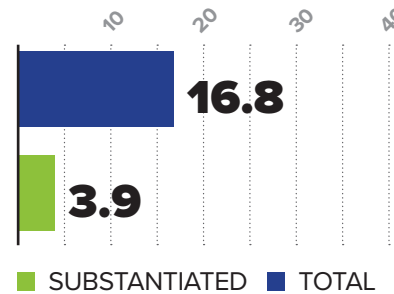
64.5%

MALE

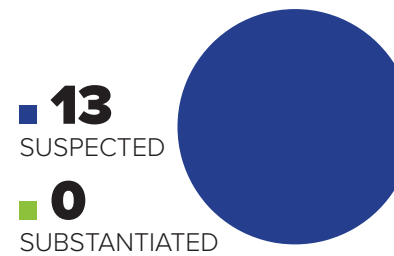
11

35.5%

CHILD ABUSE REPORTS PER 1,000 CHILDREN




CASES OF REPEAT ABUSE SUBSTANTIATED REPORTS



\$873,885

EXPENDITURES CHILD ABUSE INVESTIGATIONS AND GENERAL PROTECTIVE SERVICES ASSESSMENTS



2020 SUBSTANTIATED FATALITIES

1/73 MALE 1 FEMALE 0

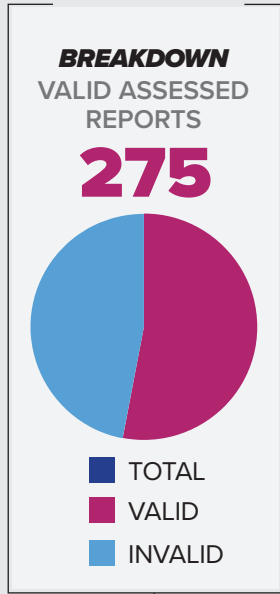
2020 SUBSTANTIATED NEAR FATALITIES

0/115 MALE 0 FEMALE 0

2020 REPORTS OF GENERAL PROTECTIVE SERVICES

706

TOTAL REPORTS



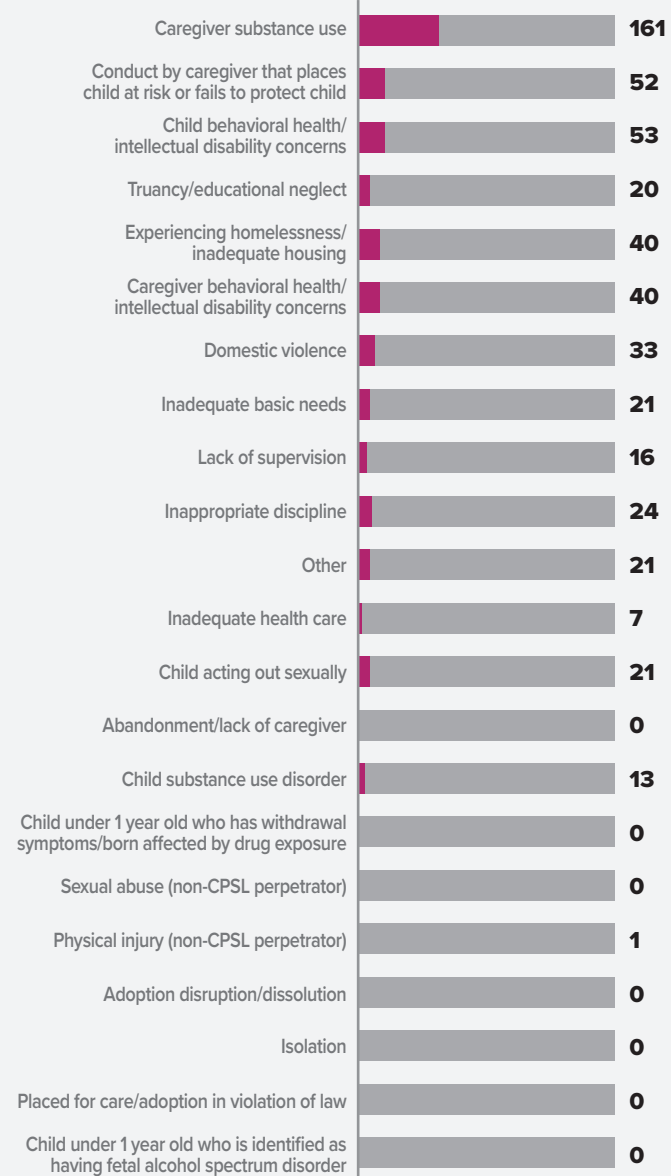
NUMBER OF CHILDREN ASSESSED



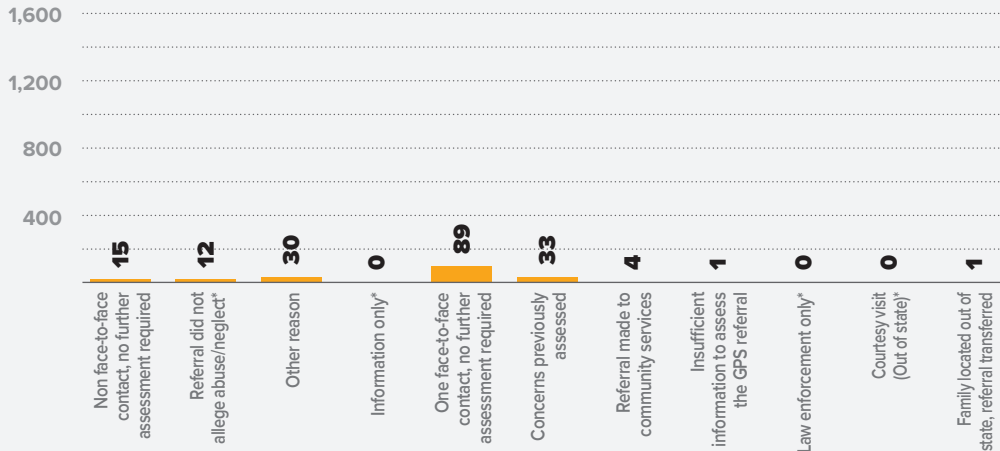
VALID GPS CONCERNS BY TYPE

523

TOTAL CONCERNS



BREAKDOWN REPORTS SCREENED OUT BY REASON



NOTE: Effective 10/3/3030, the screen out reasons were enhanced. This resulted in changes to some of the titles used for the Annual Report while other screen out reasons (*) were removed entirely.



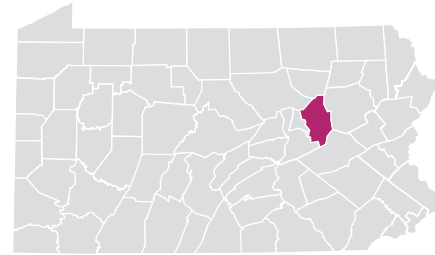
CLINTON COUNTY

NOTES: A report may have more than one concern for each report; therefore, the total number of concerns will be greater than the total number of reports. In some reports, more than one child was assessed with valid concerns; therefore, the number of children assessed exceeds the number of valid assessed reports.

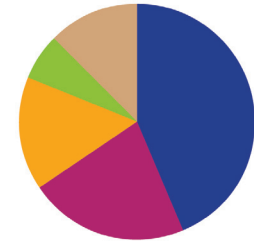


COLUMBIA COUNTY

RURAL // POPULATION • 65,715 / POPULATION UNDER 18 • 11,606



TYPES OF ALLEGATIONS SUBSTANTIATED REPORTS



32 TOTAL ALLEGATIONS

- 14** (43.8%) Sexual Abuse
- 7** (21.9%) Physical Abuse/Bodily Injury
- 5** (15.6%) Reasonable Likelihood of Bodily Injury
- 2** (6.3%) Serious Physical Neglect
- 4** (12.5%) Engaging in Per Se Acts
- 0** (0.0%) Likelihood of Sexual Abuse/Exploitation
- 0** (0.0%) Serious Mental Injury
- 0** (0.0%) Severe Form of Trafficking in Persons or Sex Trafficking
- 0** (0.0%) Munchausen Syndrome by Proxy/Medical Abuse

NOTES: A report may have more than one allegation for each report; therefore, the total number of allegations will be greater than the total number of reports.

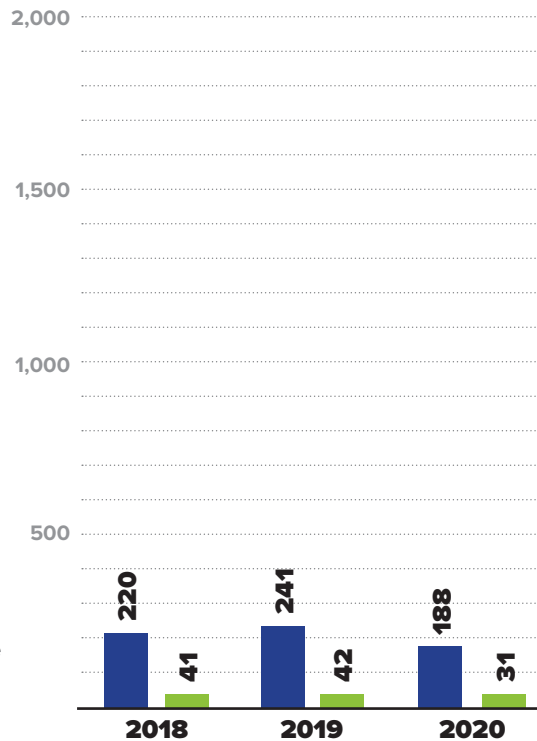
2020 REPORTS OF CHILD ABUSE

188

■ TOTAL REPORTS

31

■ SUBSTANTIATED REPORTS



NOTE: CPS and GPS data reported were investigated and substantiated by the CCYA and may vary from statewide data which include both CCYA and OCYF Regional Office investigations.

SUBSTANTIATED REPORTS BY SEX OF VICTIM

FEMALE

19

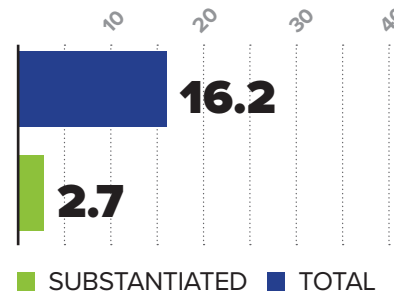
61.3%

MALE

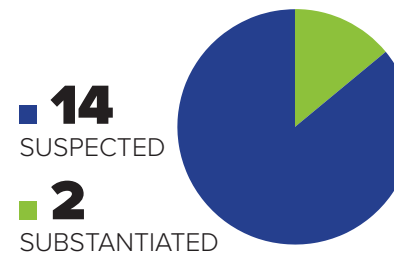
12

38.7%

CHILD ABUSE REPORTS PER 1,000 CHILDREN



CASES OF REPEAT ABUSE SUBSTANTIATED REPORTS



\$566,505

EXPENDITURES CHILD ABUSE INVESTIGATIONS AND GENERAL PROTECTIVE SERVICES ASSESSMENTS



2020 SUBSTANTIATED FATALITIES

0/73 MALE 0 FEMALE 0

2020 SUBSTANTIATED NEAR FATALITIES

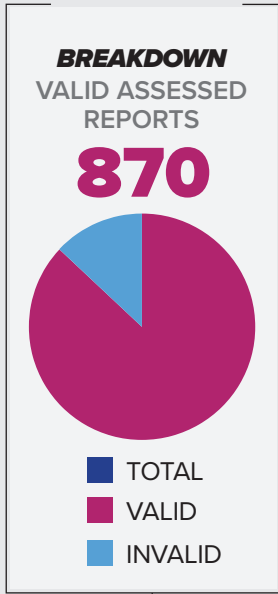
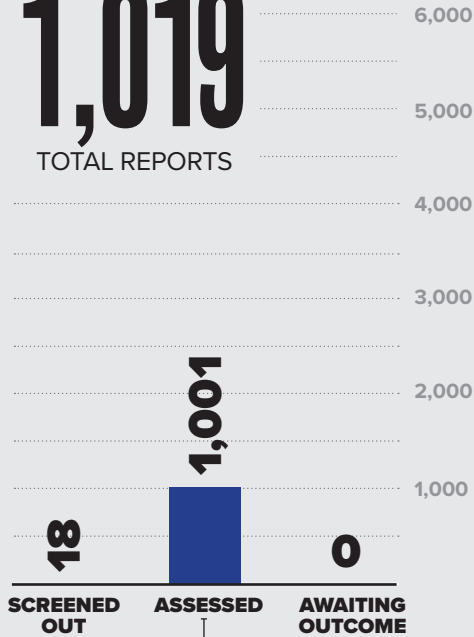
0/115 MALE 0 FEMALE 0



2020 REPORTS OF GENERAL PROTECTIVE SERVICES

1,019

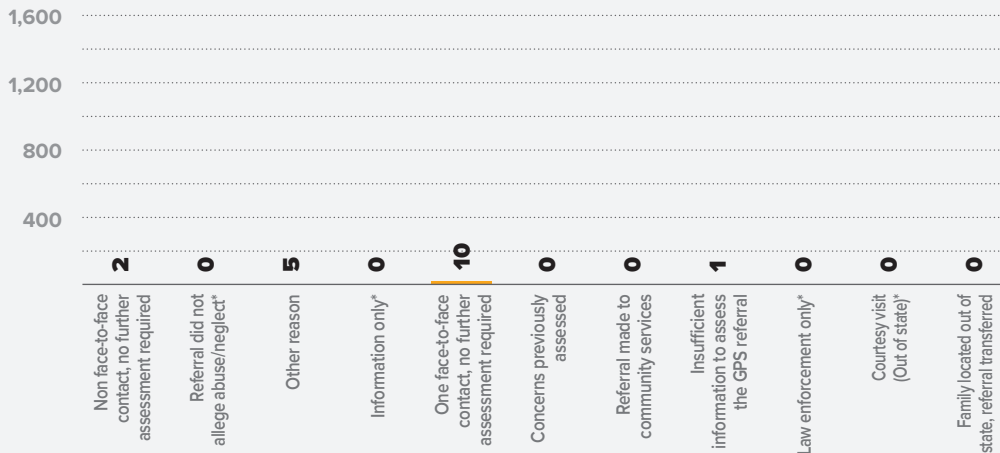
TOTAL REPORTS



NUMBER OF CHILDREN ASSESSED



BREAKDOWN REPORTS SCREENED OUT BY REASON

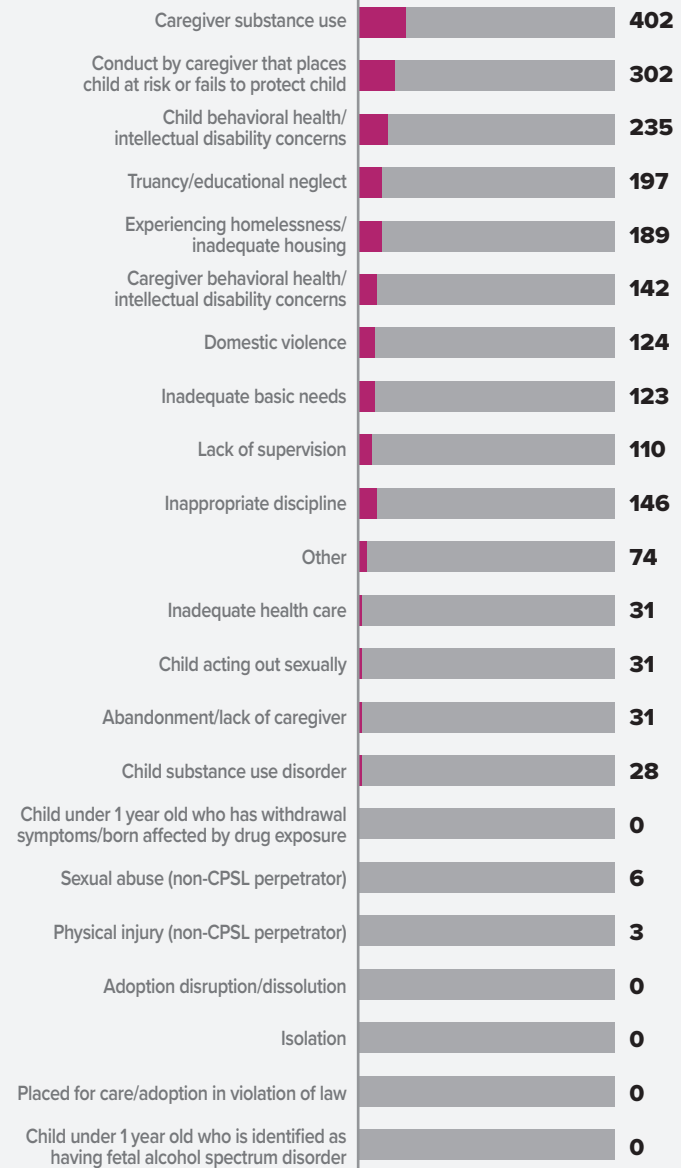


NOTE: Effective 10/3/3030, the screen out reasons were enhanced. This resulted in changes to some of the titles used for the Annual Report while other screen out reasons (*) were removed entirely.

VALID GPS CONCERNS BY TYPE

2,174

TOTAL CONCERNS



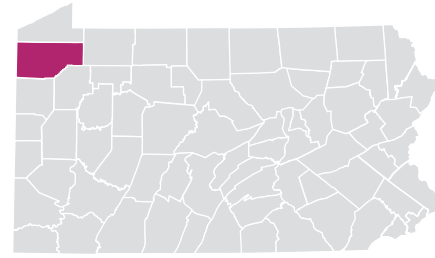
COLUMBIA COUNTY

NOTES: A report may have more than one concern for each report; therefore, the total number of concerns will be greater than the total number of reports. In some reports, more than one child was assessed with valid concerns; therefore, the number of children assessed exceeds the number of valid assessed reports.

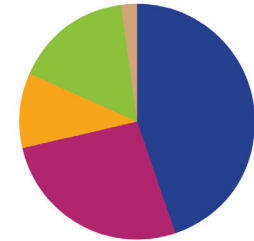


CRAWFORD COUNTY

RURAL // POPULATION • 85,665 / POPULATION UNDER 18 • 17,937



TYPES OF ALLEGATIONS SUBSTANTIATED REPORTS



49 TOTAL ALLEGATIONS

- **22** (44.9%) Sexual Abuse
- **13** (26.5%) Physical Abuse/Bodily Injury
- **5** (10.2%) Reasonable Likelihood of Bodily Injury
- **8** (16.3%) Serious Physical Neglect
- **1** (2.0%) Engaging in Per Se Acts
- **0** (0.0%) Likelihood of Sexual Abuse/Exploitation
- **0** (0.0%) Serious Mental Injury
- **0** (0.0%) Severe Form of Trafficking in Persons or Sex Trafficking
- **0** (0.0%) Munchausen Syndrome by Proxy/Medical Abuse

NOTES: A report may have more than one allegation for each report; therefore, the total number of allegations will be greater than the total number of reports.

2020 REPORTS OF CHILD ABUSE

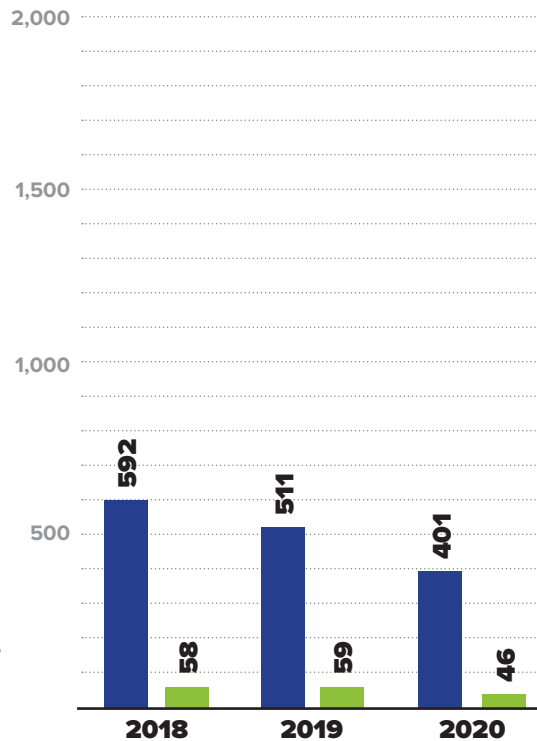
401

■ TOTAL REPORTS

46

■ SUBSTANTIATED REPORTS

NOTE: CPS and GPS data reported were investigated and substantiated by the CCYA and may vary from statewide data which include both CCYA and OCYF Regional Office investigations.



SUBSTANTIATED REPORTS BY SEX OF VICTIM

FEMALE

28

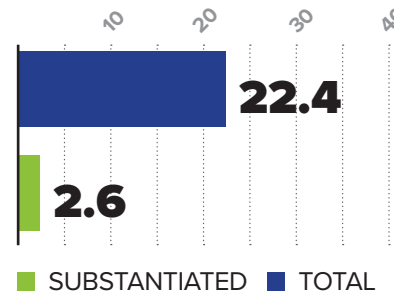
60.9%

MALE

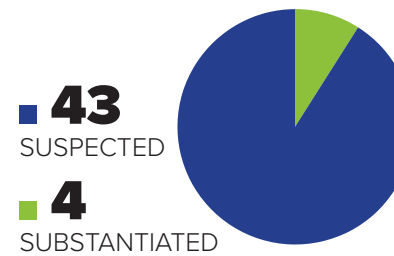
18

39.1%

CHILD ABUSE REPORTS PER 1,000 CHILDREN



CASES OF REPEAT ABUSE SUBSTANTIATED REPORTS



\$2,637,469

EXPENDITURES CHILD ABUSE INVESTIGATIONS AND GENERAL PROTECTIVE SERVICES ASSESSMENTS



2020 SUBSTANTIATED FATALITIES

1/73 MALE 0 FEMALE 1

2020 SUBSTANTIATED NEAR FATALITIES

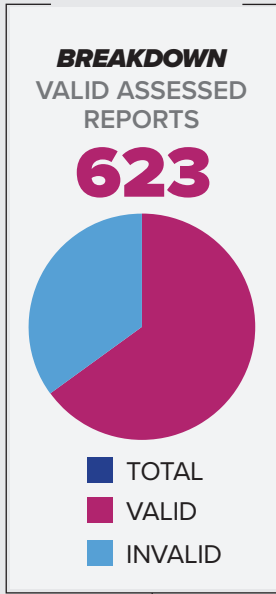
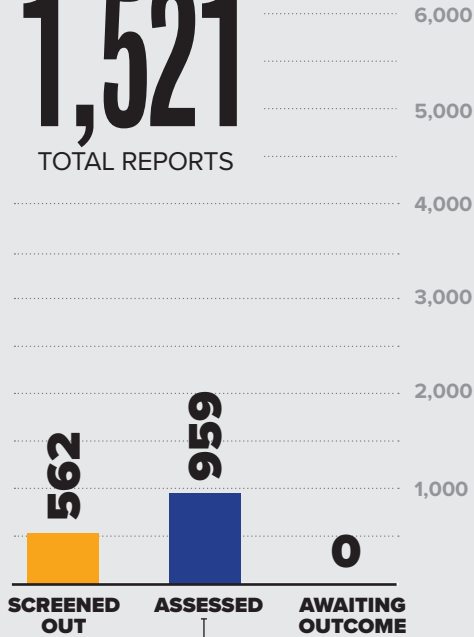
1/115 MALE 1 FEMALE 0



2020 REPORTS OF GENERAL PROTECTIVE SERVICES

1,521

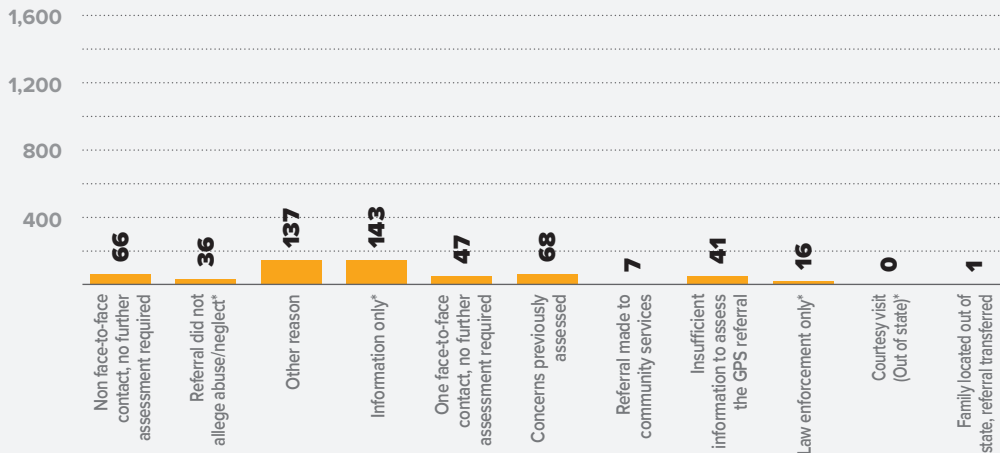
TOTAL REPORTS



NUMBER OF CHILDREN ASSESSED



BREAKDOWN REPORTS SCREENED OUT BY REASON

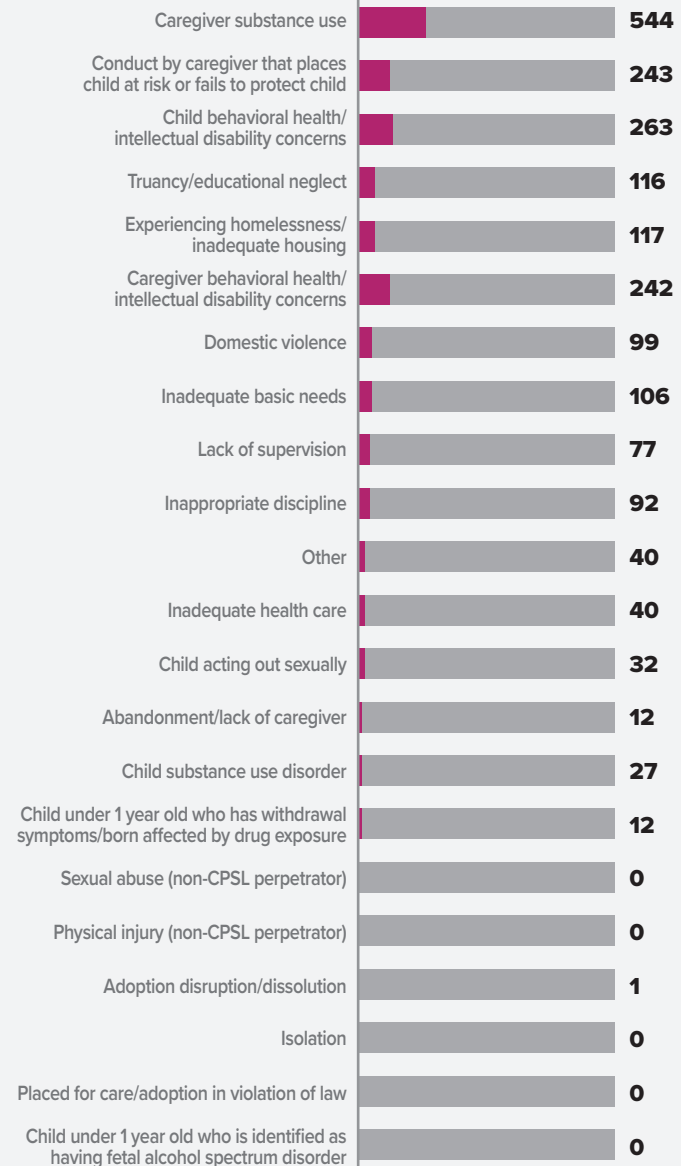


NOTE: Effective 10/3/3030, the screen out reasons were enhanced. This resulted in changes to some of the titles used for the Annual Report while other screen out reasons (*) were removed entirely.

VALID GPS CONCERNS BY TYPE

2,063

TOTAL CONCERNS



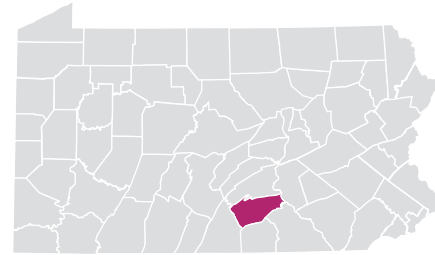
CRAWFORD COUNTY

NOTES: A report may have more than one concern for each report; therefore, the total number of concerns will be greater than the total number of reports. In some reports, more than one child was assessed with valid concerns; therefore, the number of children assessed exceeds the number of valid assessed reports.

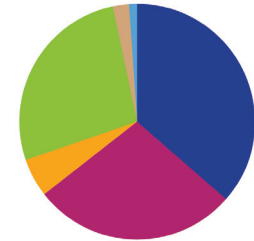


CUMBERLAND COUNTY

URBAN // POPULATION • 249,328 / POPULATION UNDER 18 • 50,557



TYPES OF ALLEGATIONS SUBSTANTIATED REPORTS



96 TOTAL ALLEGATIONS

- 35** (36.5%) Sexual Abuse
- 27** (28.1%) Physical Abuse/Bodily Injury
- 5** (5.2%) Reasonable Likelihood of Bodily Injury
- 26** (27.1%) Serious Physical Neglect
- 2** (2.1%) Engaging in Per Se Acts
- 1** (1.0%) Likelihood of Sexual Abuse/Exploitation
- 0** (0.0%) Serious Mental Injury
- 0** (0.0%) Severe Form of Trafficking in Persons or Sex Trafficking
- 0** (0.0%) Munchausen Syndrome by Proxy/Medical Abuse

NOTES: A report may have more than one allegation for each report; therefore, the total number of allegations will be greater than the total number of reports.

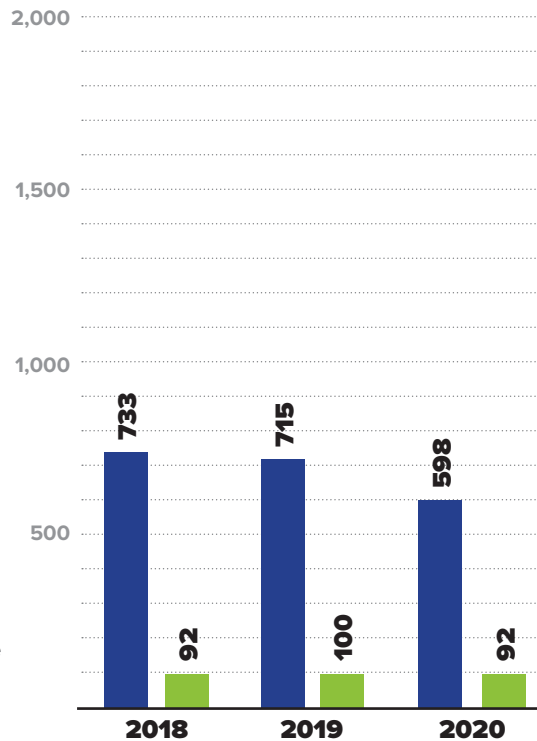
2020 REPORTS OF CHILD ABUSE

598

■ TOTAL REPORTS

92

■ SUBSTANTIATED REPORTS



NOTE: CPS and GPS data reported were investigated and substantiated by the CCYA and may vary from statewide data which include both CCYA and OCYF Regional Office investigations.

SUBSTANTIATED REPORTS BY SEX OF VICTIM

FEMALE

51

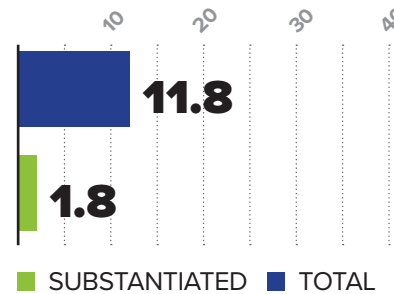
55.4%

MALE

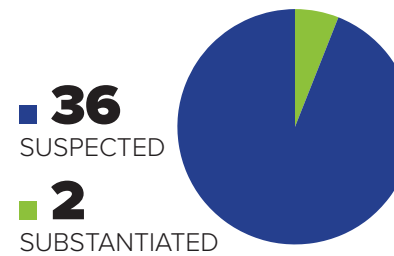
41

44.6%

CHILD ABUSE REPORTS PER 1,000 CHILDREN



CASES OF REPEAT ABUSE SUBSTANTIATED REPORTS



\$2,111,852

EXPENDITURES CHILD ABUSE INVESTIGATIONS AND GENERAL PROTECTIVE SERVICES ASSESSMENTS



2020 SUBSTANTIATED FATALITIES

1/73 MALE 1 FEMALE 0

2020 SUBSTANTIATED NEAR FATALITIES

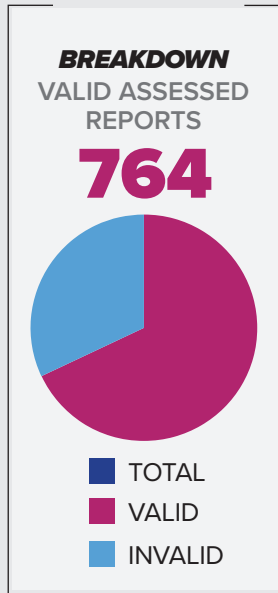
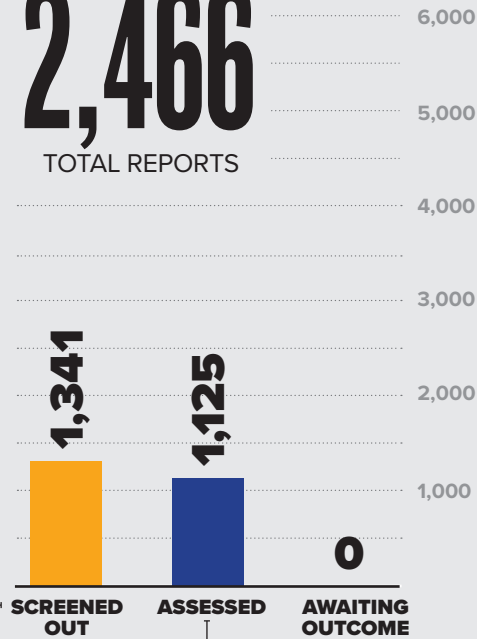
2/115 MALE 1 FEMALE 1



2020 REPORTS OF GENERAL PROTECTIVE SERVICES

2,466

TOTAL REPORTS



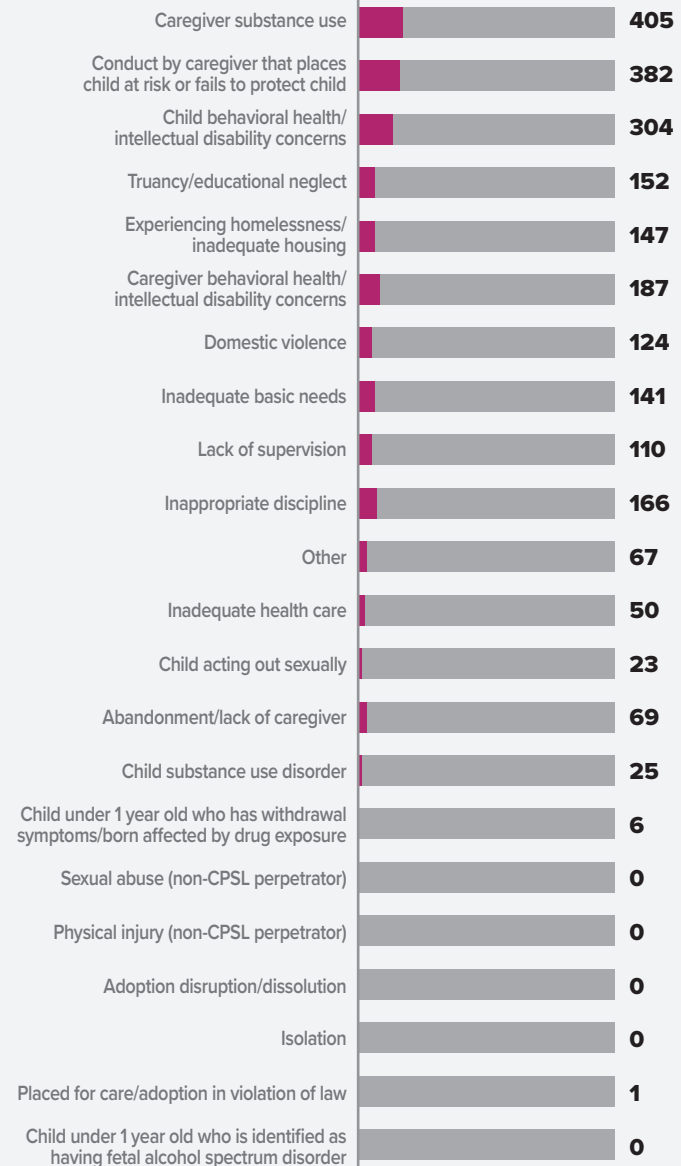
NUMBER OF CHILDREN ASSESSED



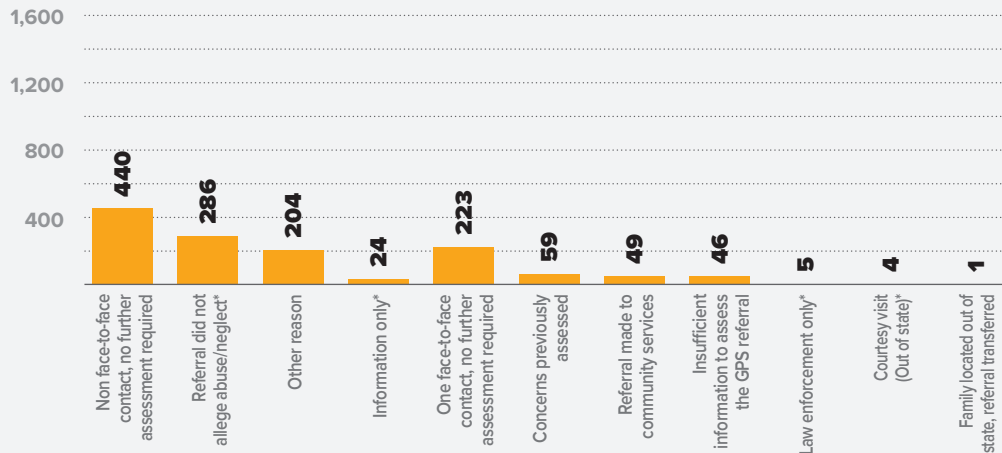
VALID GPS CONCERNS BY TYPE

2,359

TOTAL CONCERNS



BREAKDOWN REPORTS SCREENED OUT BY REASON



NOTE: Effective 10/3/3030, the screen out reasons were enhanced. This resulted in changes to some of the titles used for the Annual Report while other screen out reasons (*) were removed entirely.



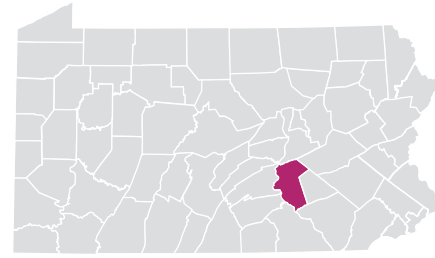
CUMBERLAND COUNTY

NOTES: A report may have more than one concern for each report; therefore, the total number of concerns will be greater than the total number of reports. In some reports, more than one child was assessed with valid concerns; therefore, the number of children assessed exceeds the number of valid assessed reports.

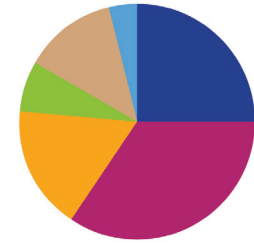


DAUPHIN COUNTY

URBAN // POPULATION • 275,632 / POPULATION UNDER 18 • 62,069



TYPES OF ALLEGATIONS SUBSTANTIATED REPORTS



234 TOTAL ALLEGATIONS

- 59** (25.2%) Sexual Abuse
- 80** (34.2%) Physical Abuse/Bodily Injury
- 40** (17.1%) Reasonable Likelihood of Bodily Injury
- 16** (6.8%) Serious Physical Neglect
- 30** (12.8%) Engaging in Per Se Acts
- 9** (3.8%) Likelihood of Sexual Abuse/Exploitation
- 0** (0.0%) Serious Mental Injury
- 0** (0.0%) Severe Form of Trafficking in Persons or Sex Trafficking
- 0** (0.0%) Munchausen Syndrome by Proxy/Medical Abuse

NOTES: A report may have more than one allegation for each report; therefore, the total number of allegations will be greater than the total number of reports.

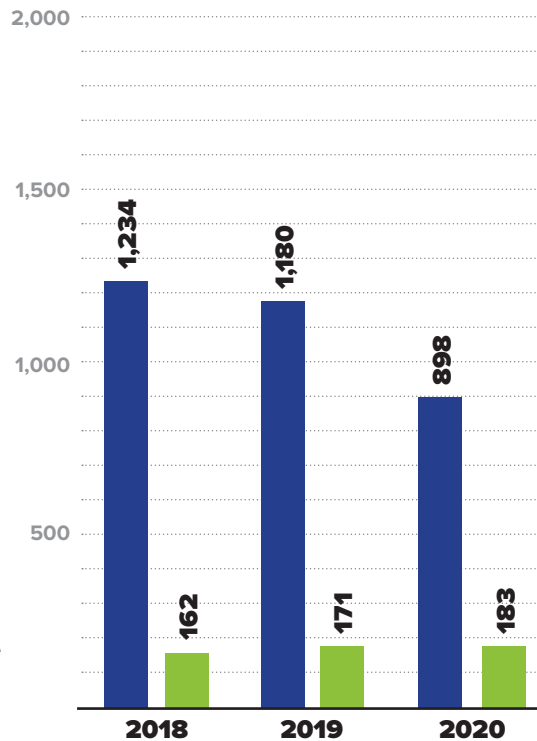
2020 REPORTS OF CHILD ABUSE

898

TOTAL REPORTS

183

SUBSTANTIATED REPORTS



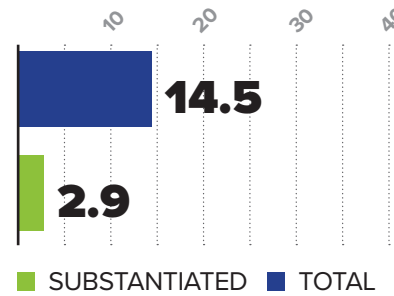
NOTE: CPS and GPS data reported were investigated and substantiated by the CCYA and may vary from statewide data which include both CCYA and OCYF Regional Office investigations.

SUBSTANTIATED REPORTS BY SEX OF VICTIM

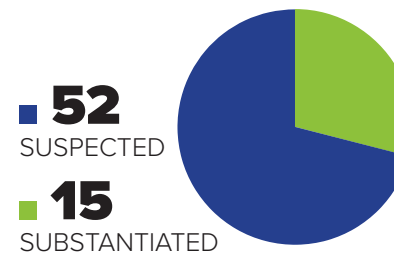
FEMALE
104
56.8%

MALE
79
43.2%

CHILD ABUSE REPORTS PER 1,000 CHILDREN




CASES OF REPEAT ABUSE SUBSTANTIATED REPORTS



\$3,567,666

EXPENDITURES CHILD ABUSE INVESTIGATIONS AND GENERAL PROTECTIVE SERVICES ASSESSMENTS



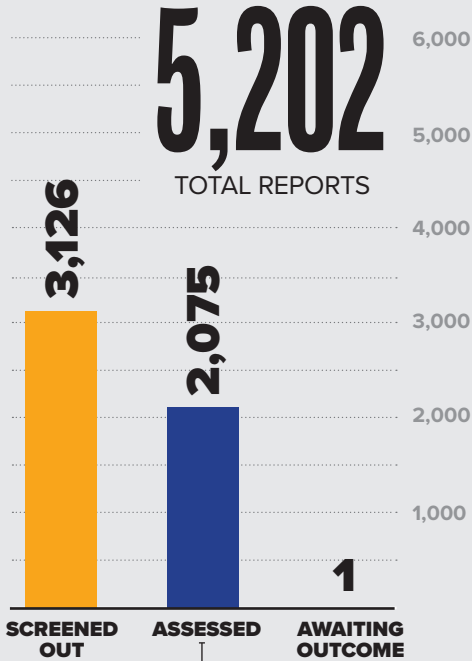
2020 SUBSTANTIATED FATALITIES

7/73 MALE 6 FEMALE 1

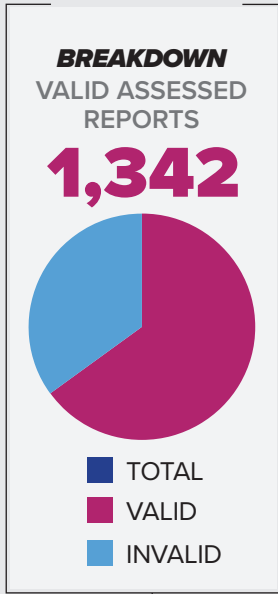
2020 SUBSTANTIATED NEAR FATALITIES

3/115 MALE 0 FEMALE 3

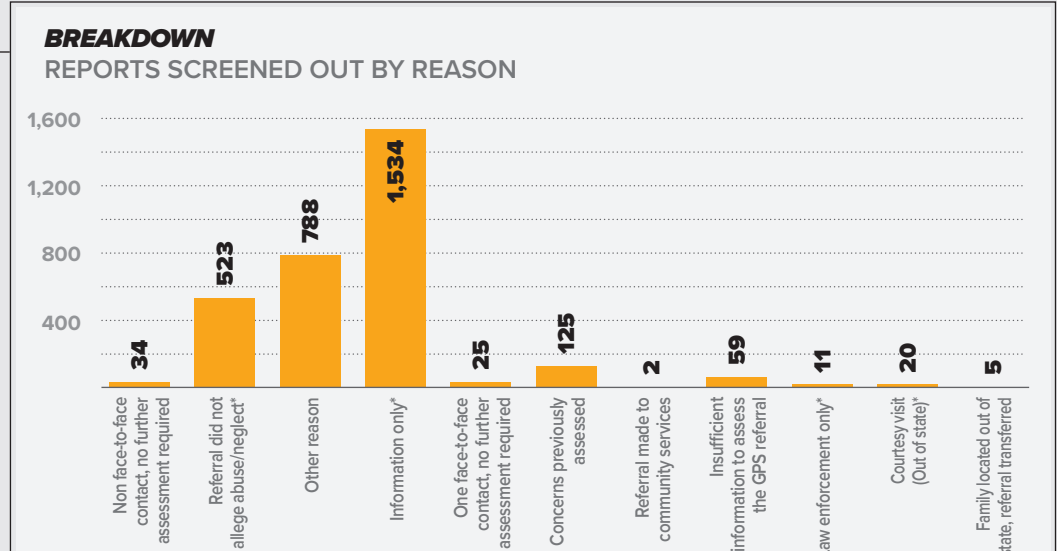
2020 REPORTS OF GENERAL PROTECTIVE SERVICES



5,202
TOTAL REPORTS



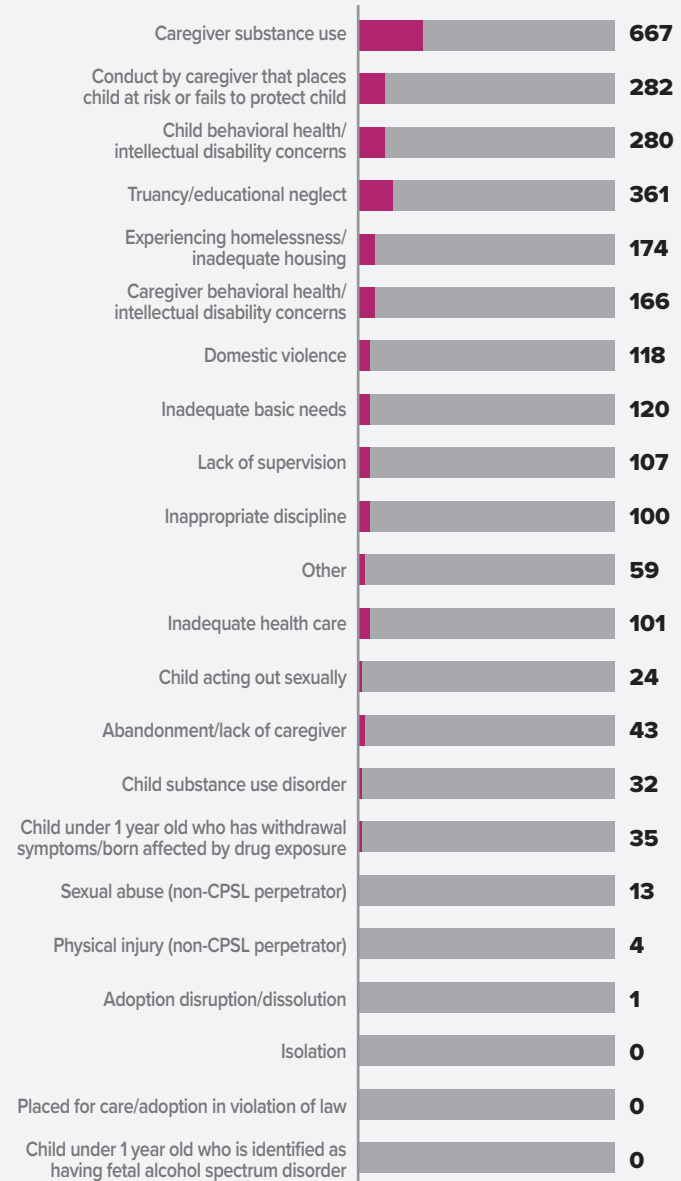
NUMBER OF CHILDREN ASSESSED



NOTE: Effective 10/3/3030, the screen out reasons were enhanced. This resulted in changes to some of the titles used for the Annual Report while other screen out reasons (*) were removed entirely.

VALID GPS CONCERNS BY TYPE

2,687
TOTAL CONCERNS



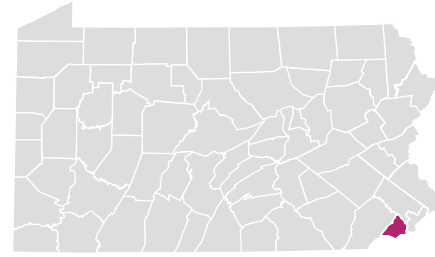
DAUPHIN COUNTY

NOTES: A report may have more than one concern for each report; therefore, the total number of concerns will be greater than the total number of reports. In some reports, more than one child was assessed with valid concerns; therefore, the number of children assessed exceeds the number of valid assessed reports.

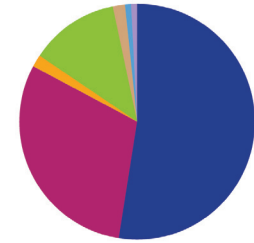


DELAWARE COUNTY

URBAN // POPULATION • 564,554 / POPULATION UNDER 18 • 124,897



TYPES OF ALLEGATIONS SUBSTANTIATED REPORTS



122 TOTAL ALLEGATIONS

- 64** (52.5%) Sexual Abuse
- 37** (30.3%) Physical Abuse/Bodily Injury
- 2** (1.6%) Reasonable Likelihood of Bodily Injury
- 15** (12.3%) Serious Physical Neglect
- 2** (1.6%) Engaging in Per Se Acts
- 1** (0.8%) Likelihood of Sexual Abuse/Exploitation
- 0** (0.0%) Serious Mental Injury
- 1** (0.8%) Severe Form of Trafficking in Persons or Sex Trafficking
- 0** (0.0%) Munchausen Syndrome by Proxy/Medical Abuse

NOTES: A report may have more than one allegation for each report; therefore, the total number of allegations will be greater than the total number of reports.

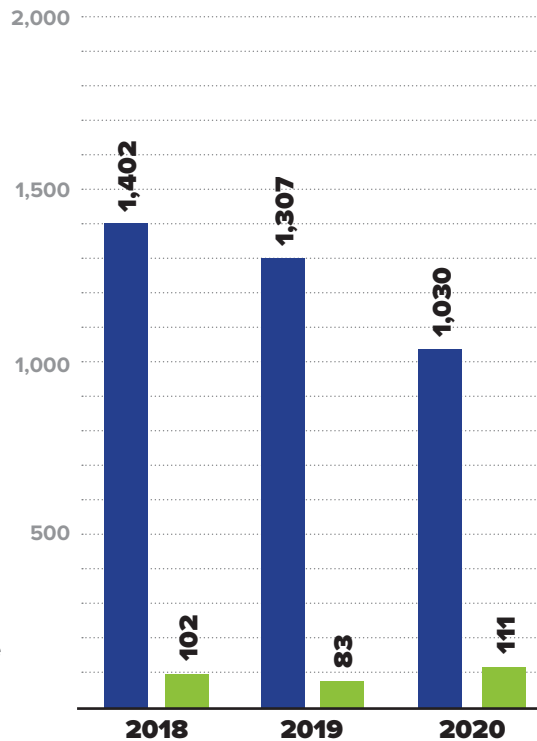
2020 REPORTS OF CHILD ABUSE

1,030

TOTAL REPORTS

111

SUBSTANTIATED REPORTS



NOTE: CPS and GPS data reported were investigated and substantiated by the CCYA and may vary from statewide data which include both CCYA and OCYF Regional Office investigations.

SUBSTANTIATED REPORTS BY SEX OF VICTIM

FEMALE

77

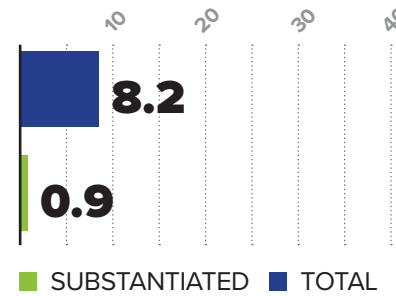
69.4%

MALE

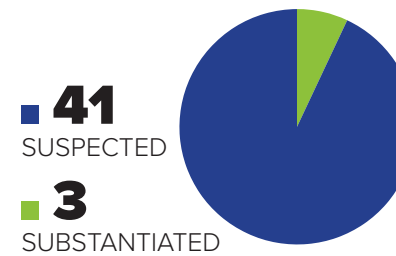
34

30.6%

CHILD ABUSE REPORTS PER 1,000 CHILDREN



CASES OF REPEAT ABUSE SUBSTANTIATED REPORTS



\$9,267,222

EXPENDITURES CHILD ABUSE INVESTIGATIONS AND GENERAL PROTECTIVE SERVICES ASSESSMENTS



2020 SUBSTANTIATED FATALITIES

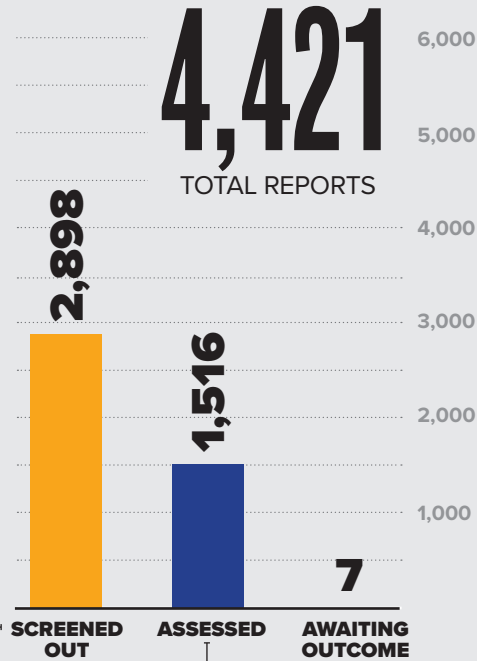
0/73 MALE 0 FEMALE 0

2020 SUBSTANTIATED NEAR FATALITIES

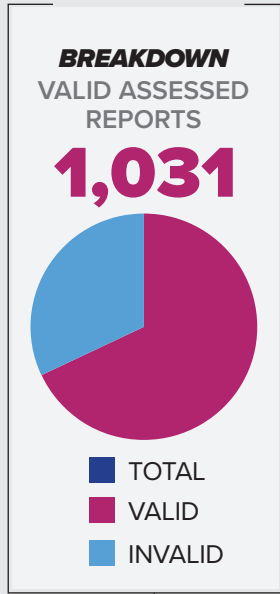
8/115 MALE 4 FEMALE 4



2020 REPORTS OF GENERAL PROTECTIVE SERVICES



4,421
TOTAL REPORTS



NUMBER OF CHILDREN ASSESSED

2,243
TOTAL

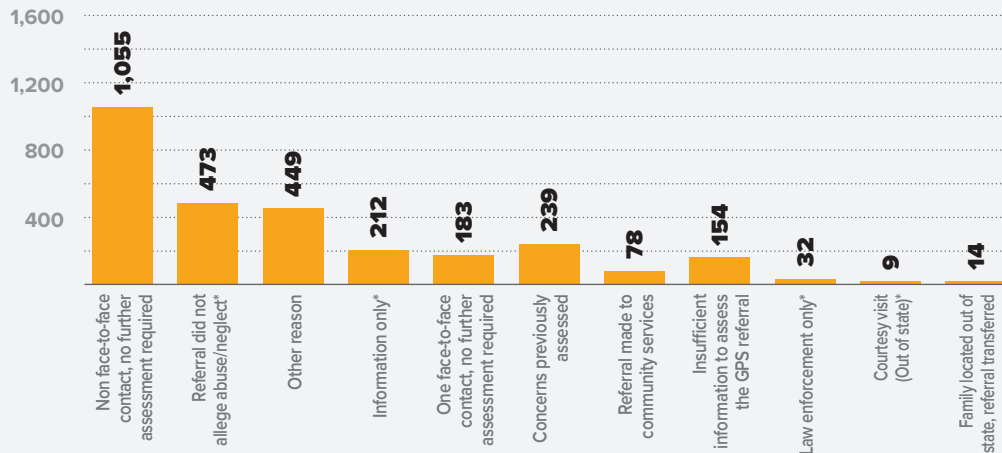
1,499
VALID

CHILDREN ASSESSED PER 1,000 CHILDREN

18.0
TOTAL

12.0
VALID

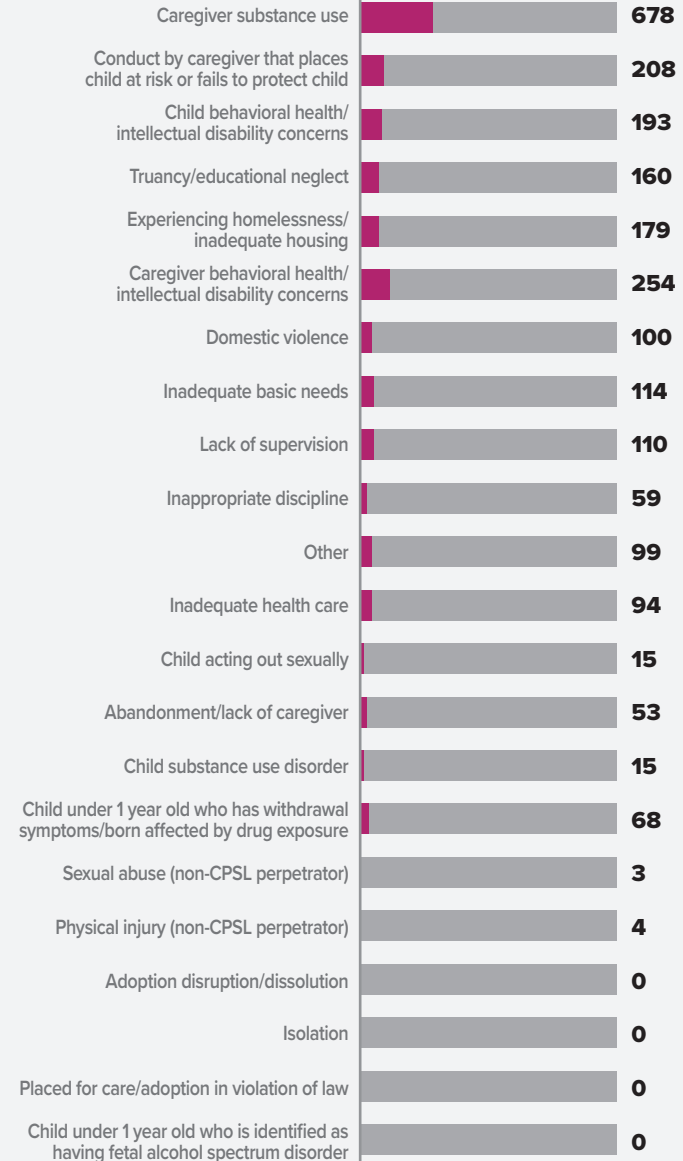
BREAKDOWN REPORTS SCREENED OUT BY REASON



NOTE: Effective 10/3/3030, the screen out reasons were enhanced. This resulted in changes to some of the titles used for the Annual Report while other screen out reasons (*) were removed entirely.

VALID GPS CONCERNS BY TYPE

2,406
TOTAL CONCERNS



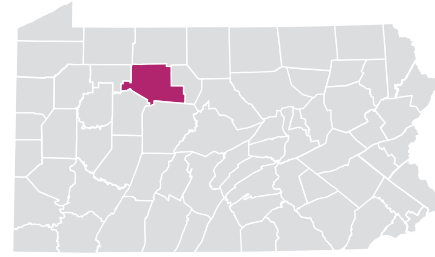
DELAWARE COUNTY

NOTES: A report may have more than one concern for each report; therefore, the total number of concerns will be greater than the total number of reports. In some reports, more than one child was assessed with valid concerns; therefore, the number of children assessed exceeds the number of valid assessed reports.

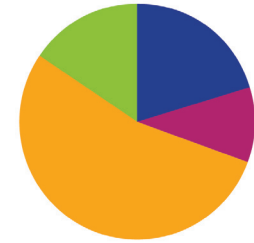


ELK COUNTY

RURAL // POPULATION • 30,340 / POPULATION UNDER 18 • 5,887



TYPES OF ALLEGATIONS SUBSTANTIATED REPORTS



39 TOTAL ALLEGATIONS

- **8** (20.5%) Sexual Abuse
- **4** (10.3%) Physical Abuse/Bodily Injury
- **21** (53.8%) Reasonable Likelihood of Bodily Injury
- **6** (15.4%) Serious Physical Neglect
- **0** (0.0%) Engaging in Per Se Acts
- **0** (0.0%) Likelihood of Sexual Abuse/Exploitation
- **0** (0.0%) Serious Mental Injury
- **0** (0.0%) Severe Form of Trafficking in Persons or Sex Trafficking
- **0** (0.0%) Munchausen Syndrome by Proxy/Medical Abuse

NOTES: A report may have more than one allegation for each report; therefore, the total number of allegations will be greater than the total number of reports.

2020 REPORTS OF CHILD ABUSE

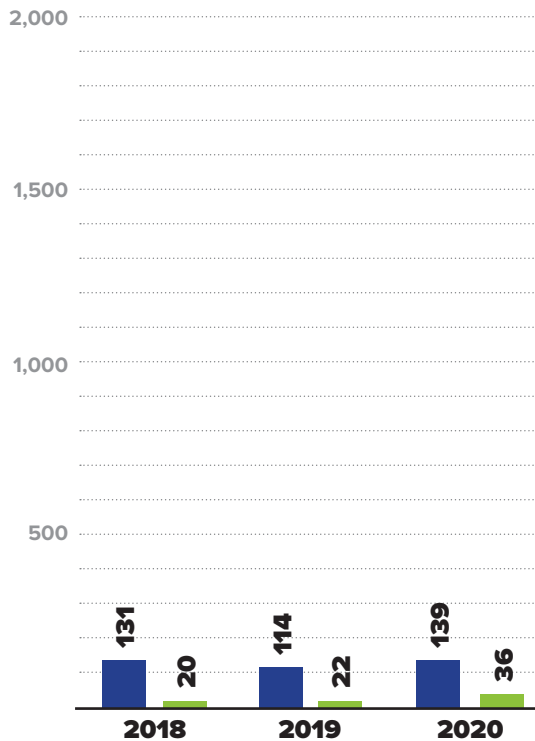
139

■ TOTAL REPORTS

36

■ SUBSTANTIATED REPORTS

NOTE: CPS and GPS data reported were investigated and substantiated by the CCYA and may vary from statewide data which include both CCYA and OCYF Regional Office investigations.



SUBSTANTIATED REPORTS BY SEX OF VICTIM

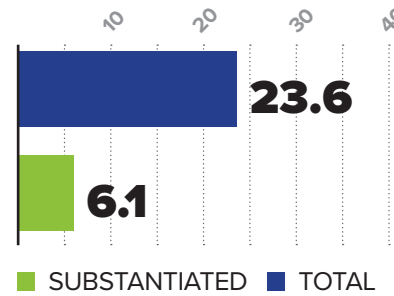
FEMALE

17
47.2%

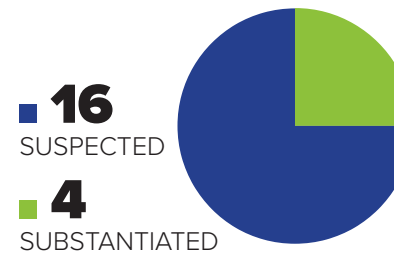
MALE

19
52.8%

CHILD ABUSE REPORTS PER 1,000 CHILDREN




CASES OF REPEAT ABUSE SUBSTANTIATED REPORTS



\$433,172

EXPENDITURES CHILD ABUSE INVESTIGATIONS AND GENERAL PROTECTIVE SERVICES ASSESSMENTS



2020 SUBSTANTIATED FATALITIES

0/73 MALE 0 FEMALE 0

2020 SUBSTANTIATED NEAR FATALITIES

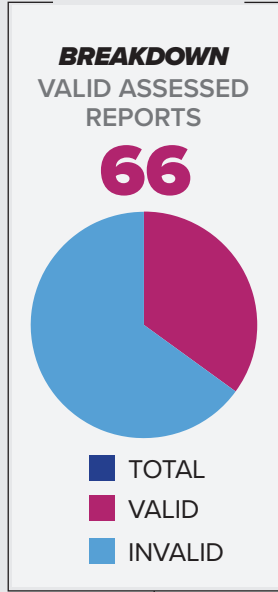
0/115 MALE 0 FEMALE 0



2020 REPORTS OF GENERAL PROTECTIVE SERVICES

450

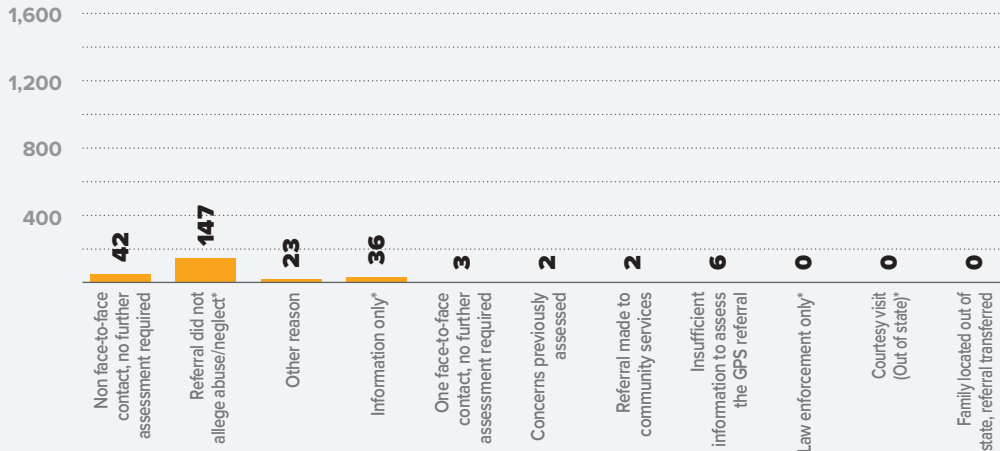
TOTAL REPORTS



NUMBER OF CHILDREN ASSESSED



BREAKDOWN REPORTS SCREENED OUT BY REASON

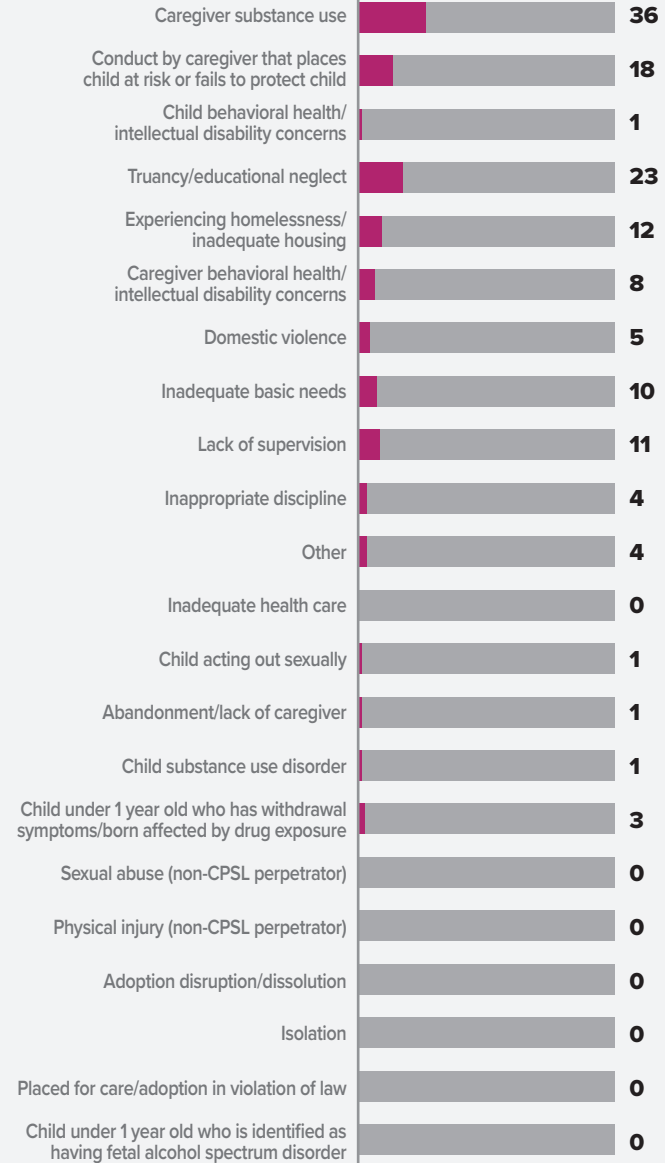


NOTE: Effective 10/3/3030, the screen out reasons were enhanced. This resulted in changes to some of the titles used for the Annual Report while other screen out reasons (*) were removed entirely.

VALID GPS CONCERNS BY TYPE

138

TOTAL CONCERNS



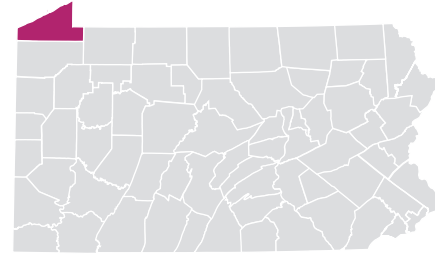
ELK COUNTY

NOTES: A report may have more than one concern for each report; therefore, the total number of concerns will be greater than the total number of reports. In some reports, more than one child was assessed with valid concerns; therefore, the number of children assessed exceeds the number of valid assessed reports.

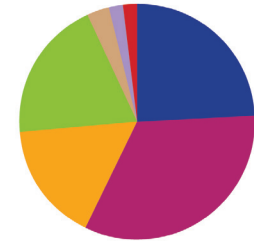


ERIE COUNTY

URBAN // POPULATION • 273,835 / POPULATION UNDER 18 • 58,915



TYPES OF ALLEGATIONS SUBSTANTIATED REPORTS



103 TOTAL ALLEGATIONS

- 25** (24.3%) Sexual Abuse
- 34** (33.0%) Physical Abuse/Bodily Injury
- 17** (16.5%) Reasonable Likelihood of Bodily Injury
- 20** (19.4%) Serious Physical Neglect
- 3** (2.9%) Engaging in Per Se Acts
- 0** (0.0%) Likelihood of Sexual Abuse/Exploitation
- 0** (0.0%) Serious Mental Injury
- 2** (1.9%) Severe Form of Trafficking in Persons or Sex Trafficking
- 2** (1.9%) Munchausen Syndrome by Proxy/Medical Abuse

NOTES: A report may have more than one allegation for each report; therefore, the total number of allegations will be greater than the total number of reports.

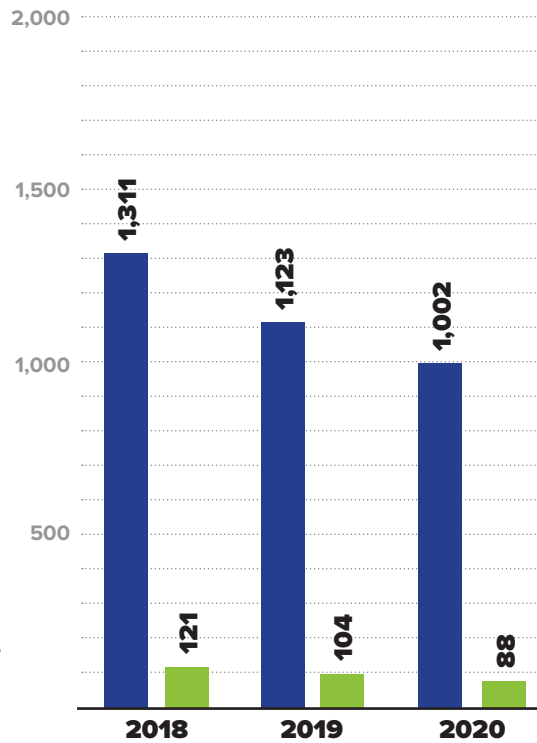
2020 REPORTS OF CHILD ABUSE

1,002

■ TOTAL REPORTS

88

■ SUBSTANTIATED REPORTS



NOTE: CPS and GPS data reported were investigated and substantiated by the CCYA and may vary from statewide data which include both CCYA and OCYF Regional Office investigations.

SUBSTANTIATED REPORTS BY SEX OF VICTIM

FEMALE

51

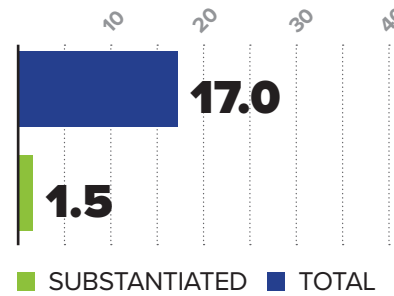
58.0%

MALE

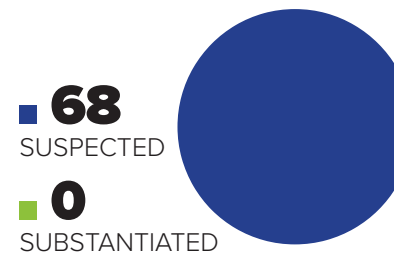
37

42.0%

CHILD ABUSE REPORTS PER 1,000 CHILDREN



CASES OF REPEAT ABUSE SUBSTANTIATED REPORTS



\$5,159,067

EXPENDITURES CHILD ABUSE INVESTIGATIONS AND GENERAL PROTECTIVE SERVICES ASSESSMENTS



2020 SUBSTANTIATED FATALITIES

2/73 MALE 0 FEMALE 2

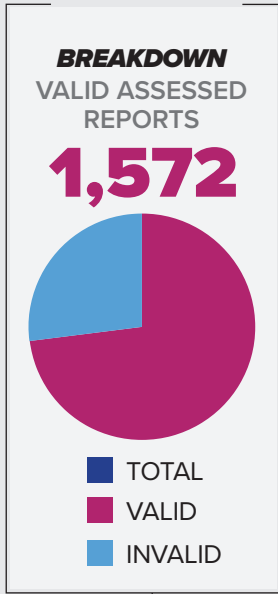
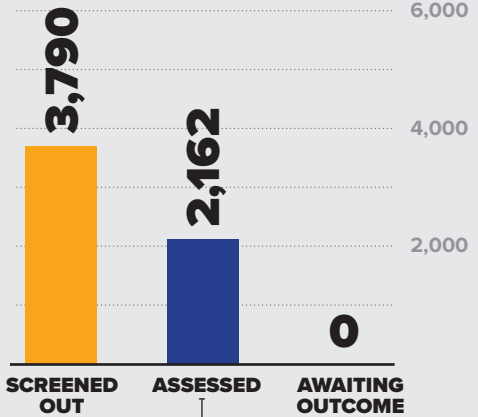
2020 SUBSTANTIATED NEAR FATALITIES

2/115 MALE 2 FEMALE 0

2020 REPORTS OF GENERAL PROTECTIVE SERVICES

5,952

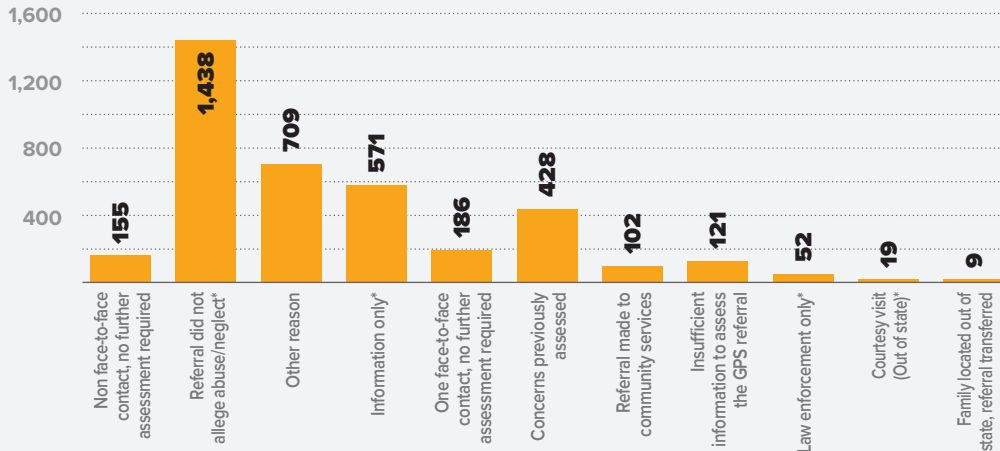
TOTAL REPORTS



NUMBER OF CHILDREN ASSESSED



BREAKDOWN REPORTS SCREENED OUT BY REASON

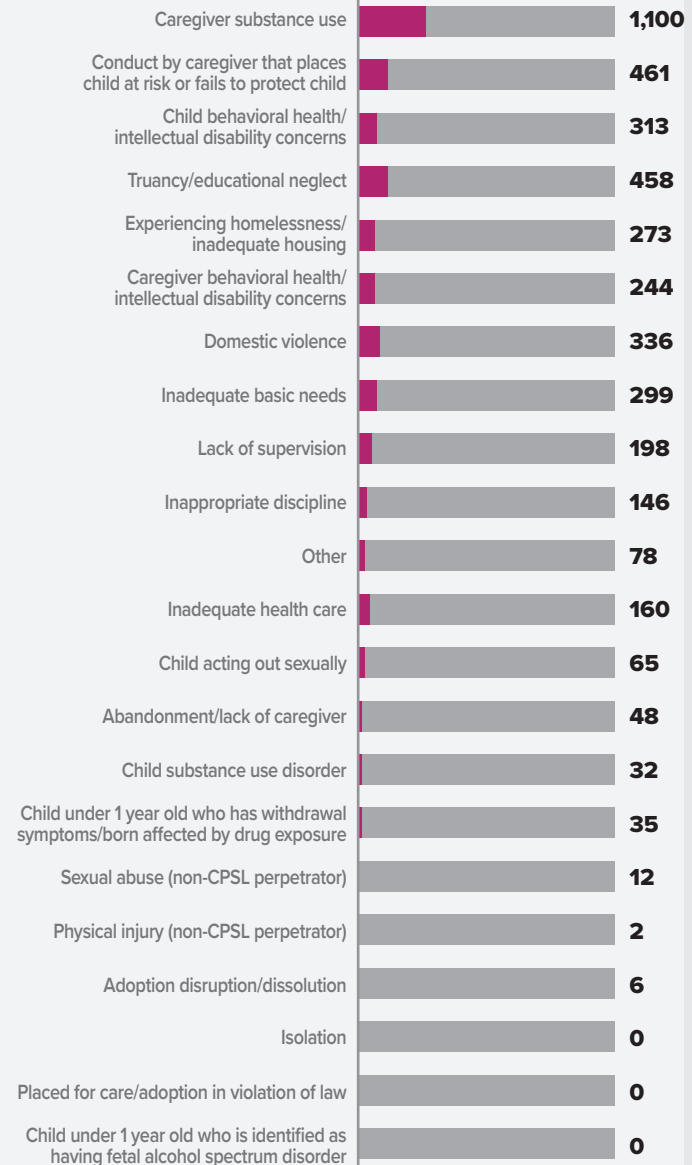


NOTE: Effective 10/3/3030, the screen out reasons were enhanced. This resulted in changes to some of the titles used for the Annual Report while other screen out reasons (*) were removed entirely.

VALID GPS CONCERNS BY TYPE

4,266

TOTAL CONCERNS



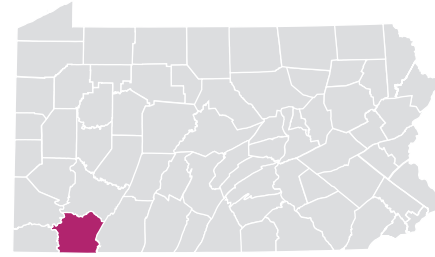
ERIE COUNTY

NOTES: A report may have more than one concern for each report; therefore, the total number of concerns will be greater than the total number of reports. In some reports, more than one child was assessed with valid concerns; therefore, the number of children assessed exceeds the number of valid assessed reports.

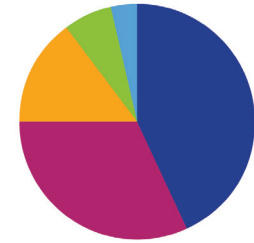


FAYETTE COUNTY

RURAL // POPULATION • 131,302 / POPULATION UNDER 18 • 25,345



TYPES OF ALLEGATIONS SUBSTANTIATED REPORTS



88 TOTAL ALLEGATIONS

- 38** (43.2%) Sexual Abuse
- 28** (31.8%) Physical Abuse/Bodily Injury
- 13** (14.8%) Reasonable Likelihood of Bodily Injury
- 6** (6.8%) Serious Physical Neglect
- 0** (0.0%) Engaging in Per Se Acts
- 3** (3.4%) Likelihood of Sexual Abuse/Exploitation
- 0** (0.0%) Serious Mental Injury
- 0** (0.0%) Severe Form of Trafficking in Persons or Sex Trafficking
- 0** (0.0%) Munchausen Syndrome by Proxy/Medical Abuse

NOTES: A report may have more than one allegation for each report; therefore, the total number of allegations will be greater than the total number of reports.

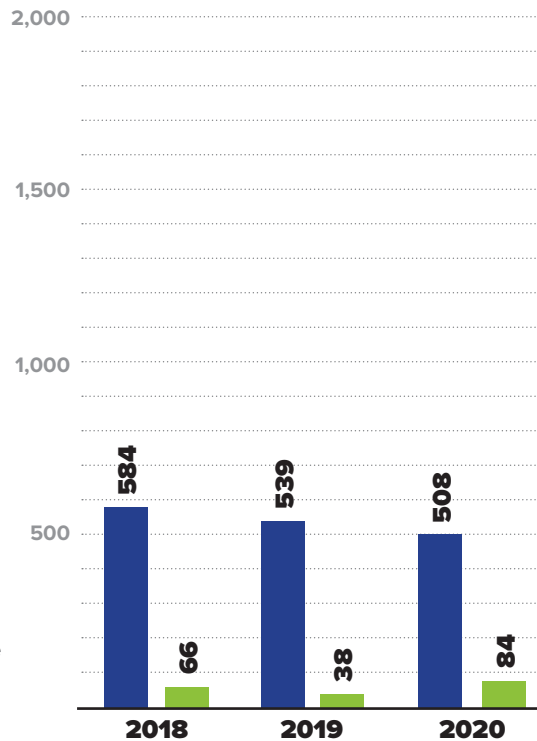
2020 REPORTS OF CHILD ABUSE

508

■ TOTAL REPORTS

84

■ SUBSTANTIATED REPORTS



NOTE: CPS and GPS data reported were investigated and substantiated by the CCYA and may vary from statewide data which include both CCYA and OCYF Regional Office investigations.

SUBSTANTIATED REPORTS BY SEX OF VICTIM

FEMALE

51

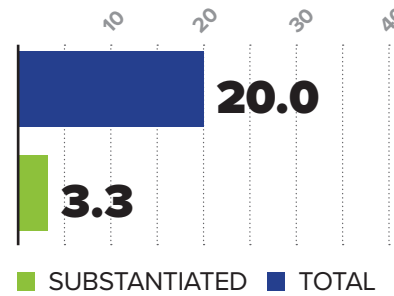
60.7%

MALE

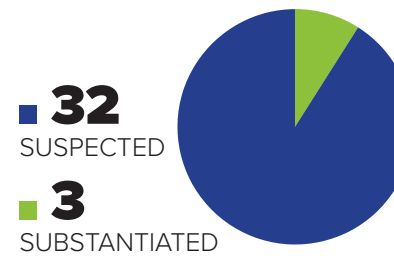
33

39.3%

CHILD ABUSE REPORTS PER 1,000 CHILDREN



CASES OF REPEAT ABUSE SUBSTANTIATED REPORTS



\$2,251,423

EXPENDITURES CHILD ABUSE INVESTIGATIONS AND GENERAL PROTECTIVE SERVICES ASSESSMENTS



2020 SUBSTANTIATED FATALITIES

1/73 MALE 1 FEMALE 0

2020 SUBSTANTIATED NEAR FATALITIES

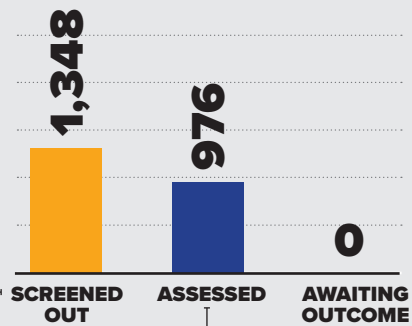
4/115 MALE 1 FEMALE 3



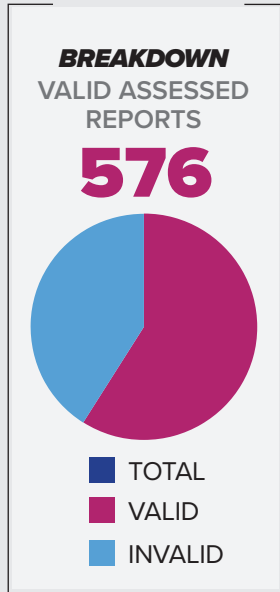
2020 REPORTS OF GENERAL PROTECTIVE SERVICES

2,324

TOTAL REPORTS



6,000
5,000
4,000
3,000
2,000
1,000



NUMBER OF CHILDREN ASSESSED

1,654
TOTAL

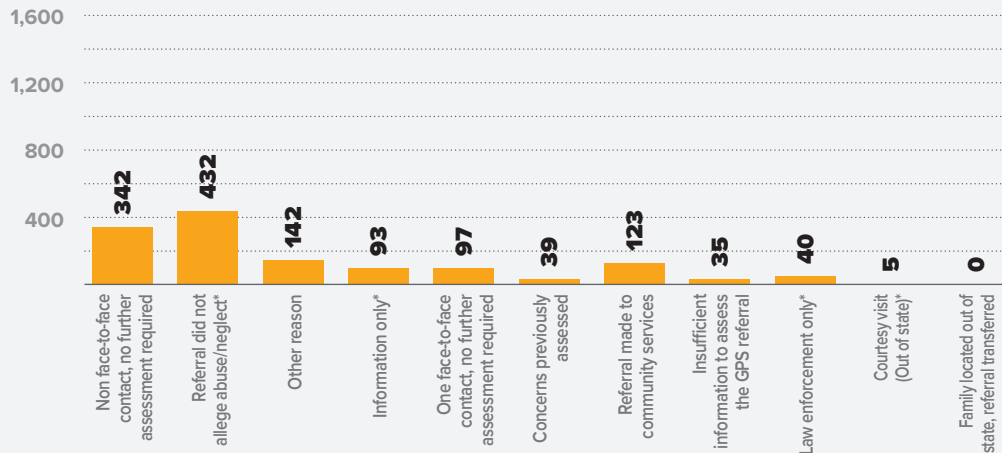
922
VALID

CHILDREN ASSESSED PER 1,000 CHILDREN

65.3
TOTAL

36.4
VALID

BREAKDOWN REPORTS SCREENED OUT BY REASON

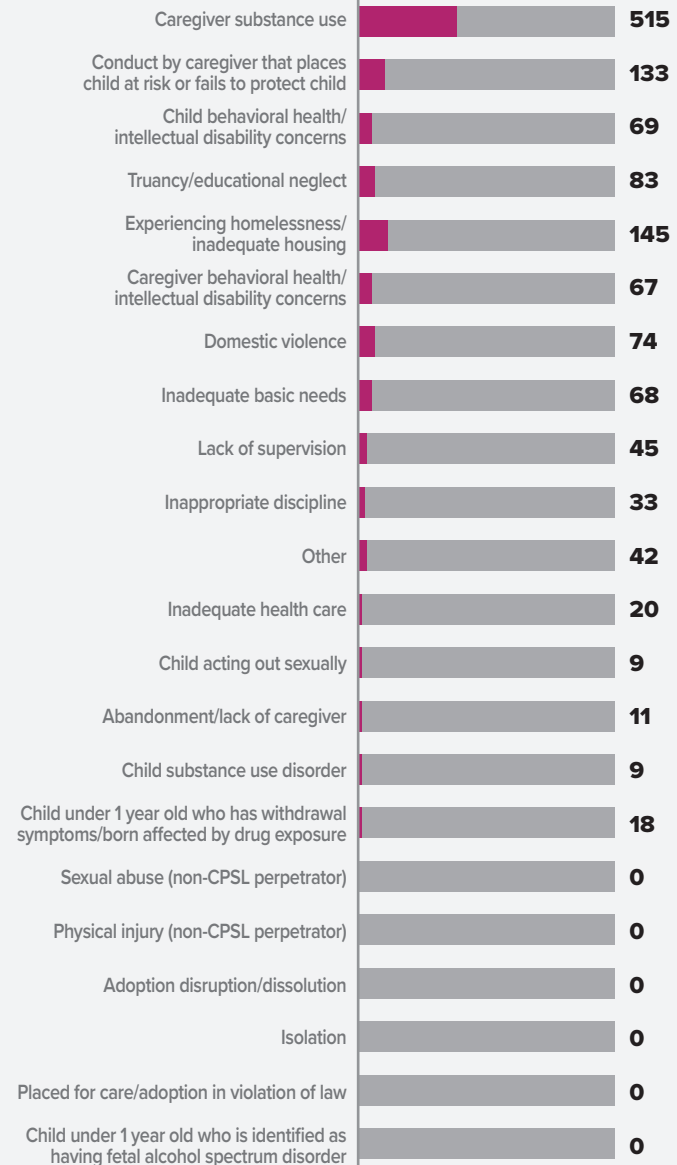


NOTE: Effective 10/3/3030, the screen out reasons were enhanced. This resulted in changes to some of the titles used for the Annual Report while other screen out reasons (*) were removed entirely.

VALID GPS CONCERNS BY TYPE

1,341

TOTAL CONCERNS



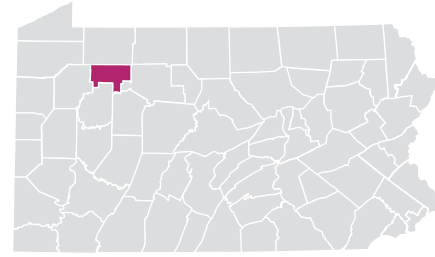
FAYETTE COUNTY

NOTES: A report may have more than one concern for each report; therefore, the total number of concerns will be greater than the total number of reports. In some reports, more than one child was assessed with valid concerns; therefore, the number of children assessed exceeds the number of valid assessed reports.

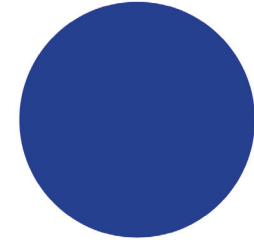


FOREST COUNTY

RURAL // POPULATION • 7,313 / POPULATION UNDER 18 • 785



TYPES OF ALLEGATIONS SUBSTANTIATED REPORTS



3 TOTAL ALLEGATIONS

- **3** (100.0%) Sexual Abuse
- **0** (0.0%) Physical Abuse/Bodily Injury
- **0** (0.0%) Reasonable Likelihood of Bodily Injury
- **0** (0.0%) Serious Physical Neglect
- **0** (0.0%) Engaging in Per Se Acts
- **0** (0.0%) Likelihood of Sexual Abuse/Exploitation
- **0** (0.0%) Serious Mental Injury
- **0** (0.0%) Severe Form of Trafficking in Persons or Sex Trafficking
- **0** (0.0%) Munchausen Syndrome by Proxy/Medical Abuse

NOTES: A report may have more than one allegation for each report; therefore, the total number of allegations will be greater than the total number of reports.

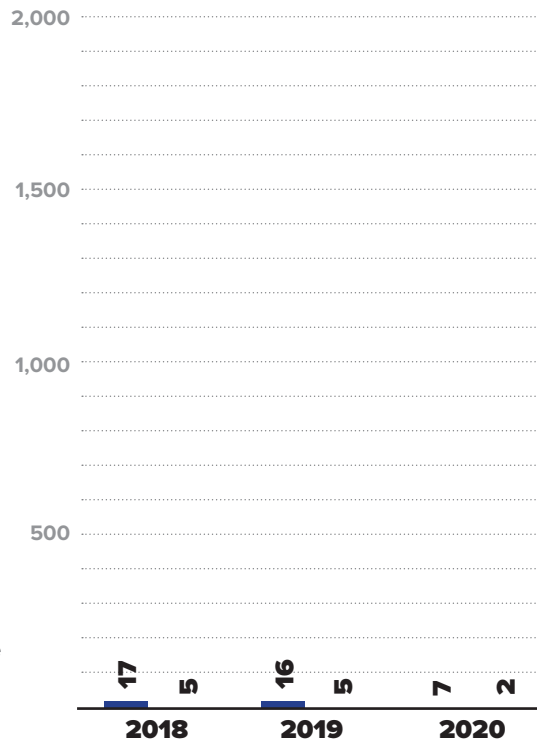
2020 REPORTS OF CHILD ABUSE

7

■ TOTAL REPORTS

2

■ SUBSTANTIATED REPORTS



NOTE: CPS and GPS data reported were investigated and substantiated by the CCYA and may vary from statewide data which include both CCYA and OCYF Regional Office investigations.

SUBSTANTIATED REPORTS BY SEX OF VICTIM

FEMALE

2

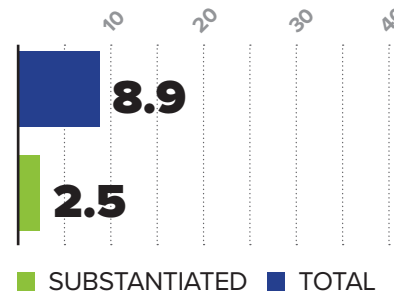
100.0%

MALE

0

0.0%

CHILD ABUSE REPORTS PER 1,000 CHILDREN



CASES OF REPEAT ABUSE SUBSTANTIATED REPORTS

0 SUSPECTED

0 SUBSTANTIATED

\$292,071

EXPENDITURES CHILD ABUSE INVESTIGATIONS AND GENERAL PROTECTIVE SERVICES ASSESSMENTS



2020 SUBSTANTIATED FATALITIES

0/73 MALE FEMALE

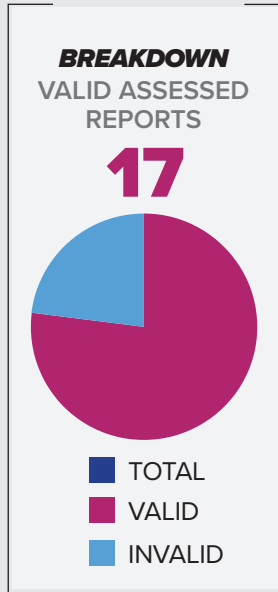
2020 SUBSTANTIATED NEAR FATALITIES

0/115 MALE FEMALE

2020 REPORTS OF GENERAL PROTECTIVE SERVICES

38

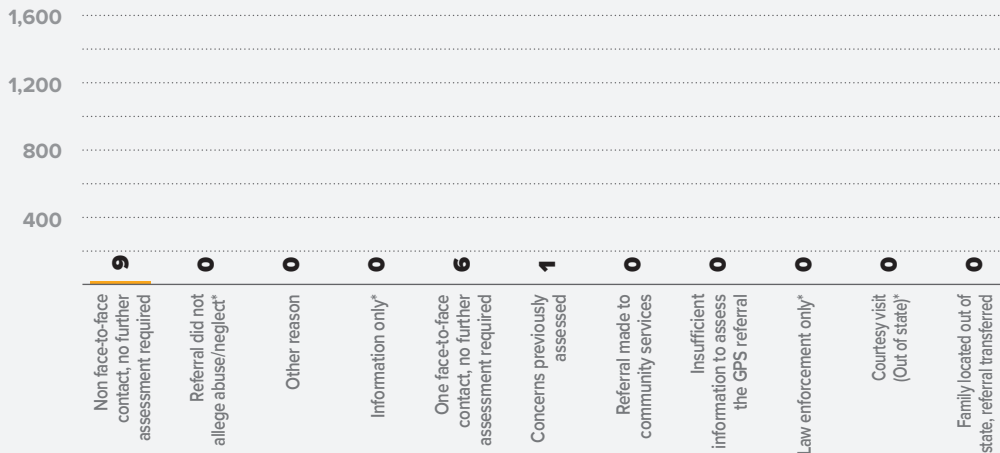
TOTAL REPORTS



NUMBER OF CHILDREN ASSESSED



BREAKDOWN REPORTS SCREENED OUT BY REASON

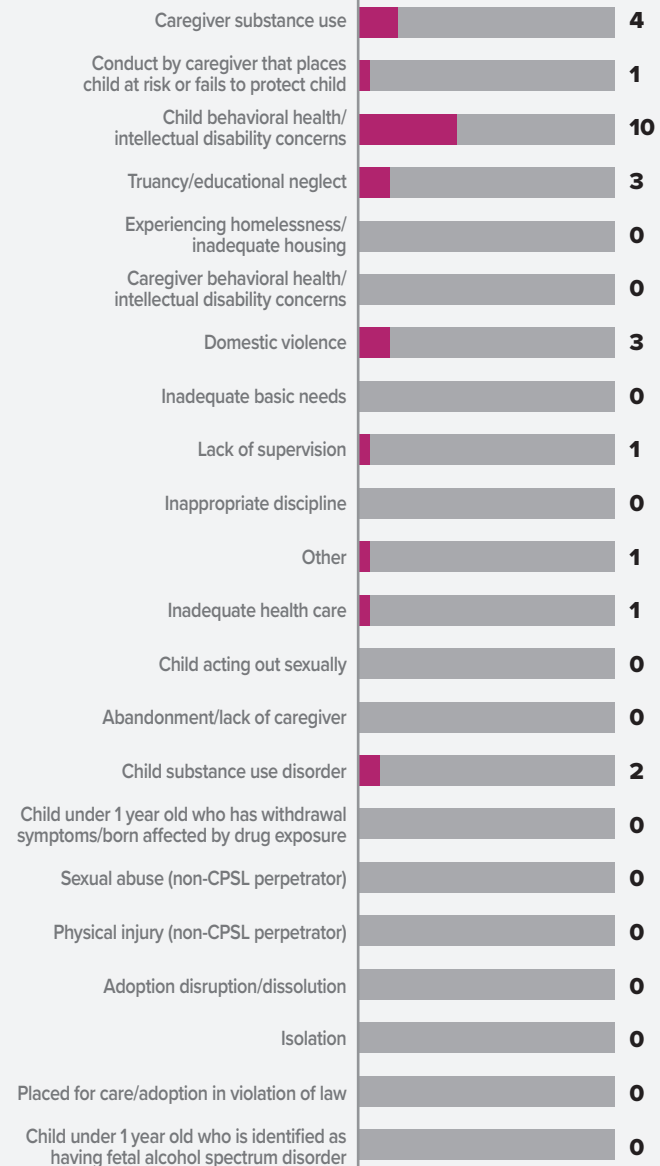


NOTE: Effective 10/3/3030, the screen out reasons were enhanced. This resulted in changes to some of the titles used for the Annual Report while other screen out reasons (*) were removed entirely.

VALID GPS CONCERNS BY TYPE

26

TOTAL CONCERNS



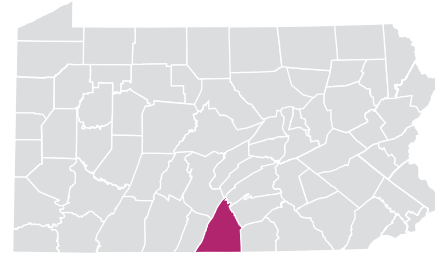
FOREST COUNTY

NOTES: A report may have more than one concern for each report; therefore, the total number of concerns will be greater than the total number of reports. In some reports, more than one child was assessed with valid concerns; therefore, the number of children assessed exceeds the number of valid assessed reports.

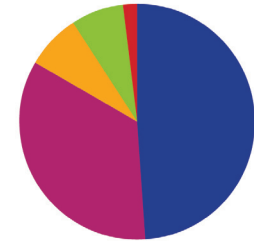


FRANKLIN COUNTY

RURAL // POPULATION • 154,147 / POPULATION UNDER 18 • 34,619



TYPES OF ALLEGATIONS SUBSTANTIATED REPORTS



55 TOTAL ALLEGATIONS

- 27** (49.1%) Sexual Abuse
- 19** (34.5%) Physical Abuse/Bodily Injury
- 4** (7.3%) Reasonable Likelihood of Bodily Injury
- 4** (7.3%) Serious Physical Neglect
- 0** (0.0%) Engaging in Per Se Acts
- 0** (0.0%) Likelihood of Sexual Abuse/Exploitation
- 0** (0.0%) Serious Mental Injury
- 0** (0.0%) Severe Form of Trafficking in Persons or Sex Trafficking
- 1** (1.8%) Munchausen Syndrome by Proxy/Medical Abuse

NOTES: A report may have more than one allegation for each report; therefore, the total number of allegations will be greater than the total number of reports.

2020 REPORTS OF CHILD ABUSE

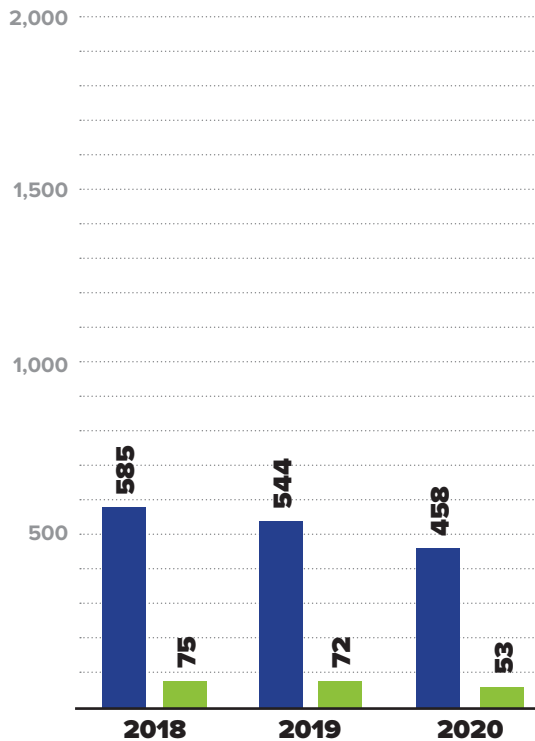
458

■ TOTAL REPORTS

53

■ SUBSTANTIATED REPORTS

NOTE: CPS and GPS data reported were investigated and substantiated by the CCYA and may vary from statewide data which include both CCYA and OCYF Regional Office investigations.



SUBSTANTIATED REPORTS BY SEX OF VICTIM

FEMALE

38

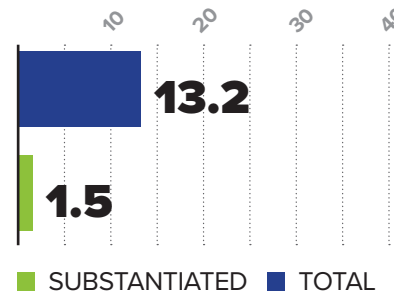
71.7%

MALE

15

28.3%

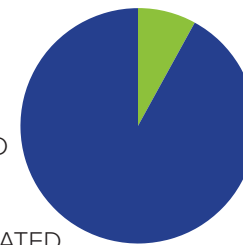
CHILD ABUSE REPORTS PER 1,000 CHILDREN



CASES OF REPEAT ABUSE SUBSTANTIATED REPORTS

■ **25** SUSPECTED

■ **2** SUBSTANTIATED



\$2,017,713

EXPENDITURES CHILD ABUSE INVESTIGATIONS AND GENERAL PROTECTIVE SERVICES ASSESSMENTS



2020 SUBSTANTIATED FATALITIES

1/73 MALE **1** FEMALE **0**

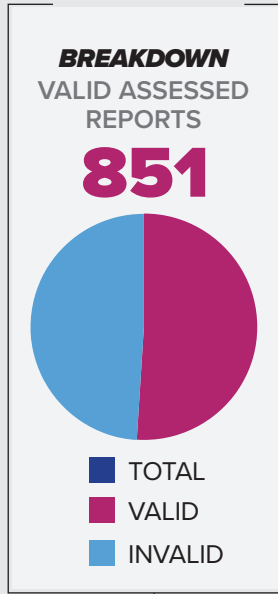
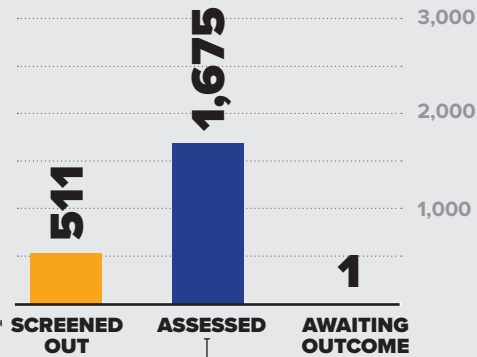
2020 SUBSTANTIATED NEAR FATALITIES

0/115 MALE **0** FEMALE **0**

2020 REPORTS OF GENERAL PROTECTIVE SERVICES

2,187

TOTAL REPORTS



NUMBER OF CHILDREN ASSESSED

2,366

TOTAL

1,134

VALID

CHILDREN ASSESSED PER 1,000 CHILDREN

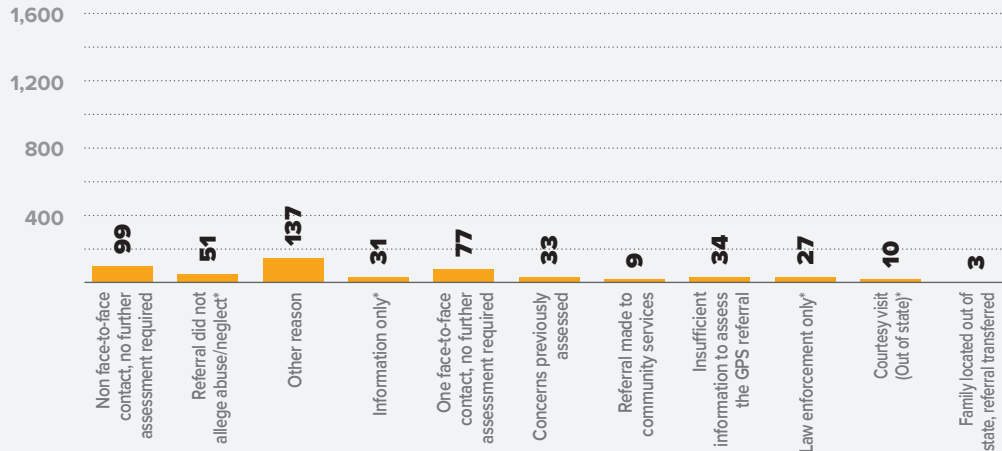
68.3

TOTAL

32.8

VALID

BREAKDOWN REPORTS SCREENED OUT BY REASON

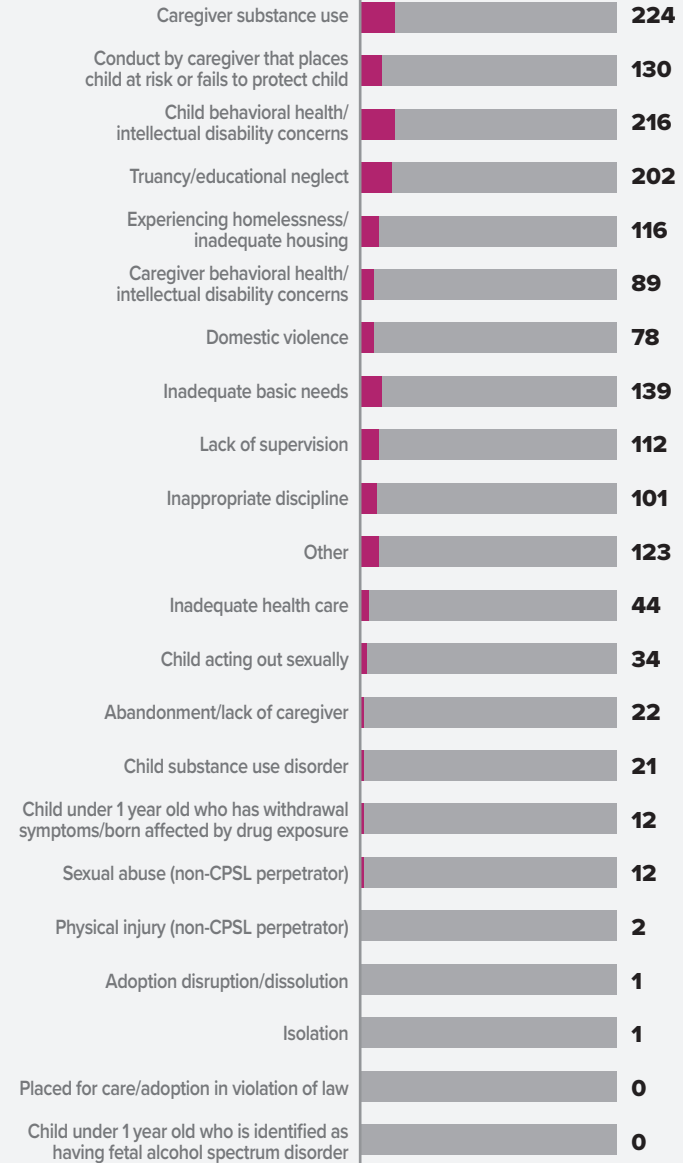


NOTE: Effective 10/3/3030, the screen out reasons were enhanced. This resulted in changes to some of the titles used for the Annual Report while other screen out reasons (*) were removed entirely.

VALID GPS CONCERNS BY TYPE

1,679

TOTAL CONCERNS



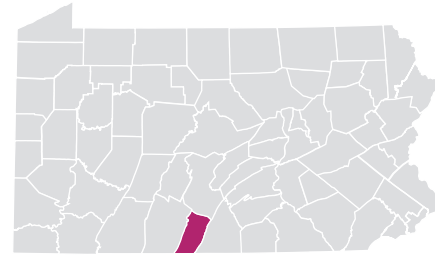
FRANKLIN COUNTY

NOTES: A report may have more than one concern for each report; therefore, the total number of concerns will be greater than the total number of reports. In some reports, more than one child was assessed with valid concerns; therefore, the number of children assessed exceeds the number of valid assessed reports.

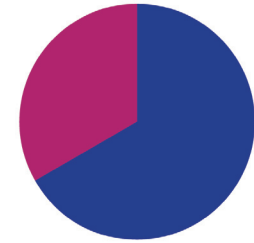


FULTON COUNTY

RURAL // POPULATION • 14,506 / POPULATION UNDER 18 • 2,918



TYPES OF ALLEGATIONS SUBSTANTIATED REPORTS



6 TOTAL ALLEGATIONS

- 4** (66.7%) Sexual Abuse
- 2** (33.3%) Physical Abuse/Bodily Injury
- 0** (0.0%) Reasonable Likelihood of Bodily Injury
- 0** (0.0%) Serious Physical Neglect
- 0** (0.0%) Engaging in Per Se Acts
- 0** (0.0%) Likelihood of Sexual Abuse/Exploitation
- 0** (0.0%) Serious Mental Injury
- 0** (0.0%) Severe Form of Trafficking in Persons or Sex Trafficking
- 0** (0.0%) Munchausen Syndrome by Proxy/Medical Abuse

NOTES: A report may have more than one allegation for each report; therefore, the total number of allegations will be greater than the total number of reports.

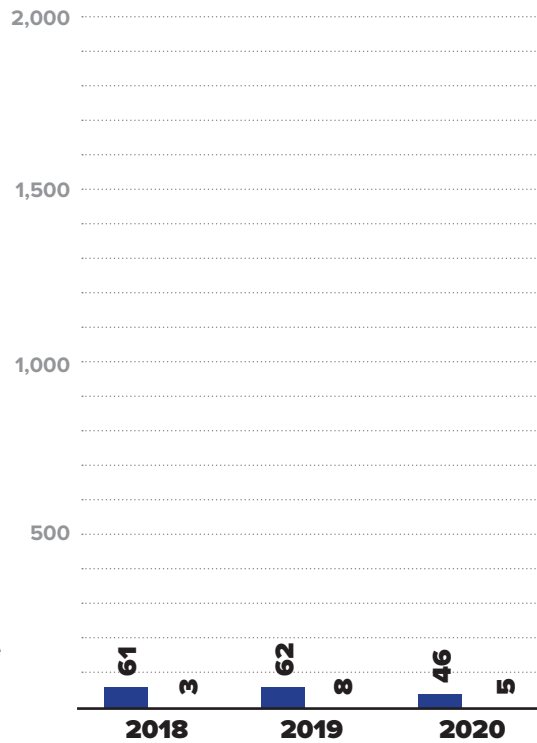
2020 REPORTS OF CHILD ABUSE

46

■ TOTAL REPORTS

5

■ SUBSTANTIATED REPORTS



NOTE: CPS and GPS data reported were investigated and substantiated by the CCYA and may vary from statewide data which include both CCYA and OCYF Regional Office investigations.

SUBSTANTIATED REPORTS BY SEX OF VICTIM

FEMALE

5

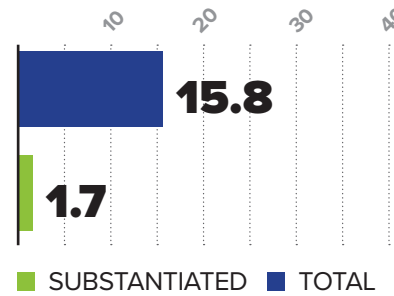
100.0%

MALE

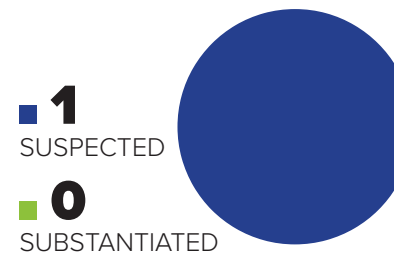
0

0.0%

CHILD ABUSE REPORTS PER 1,000 CHILDREN




CASES OF REPEAT ABUSE SUBSTANTIATED REPORTS



\$295,636

EXPENDITURES CHILD ABUSE INVESTIGATIONS AND GENERAL PROTECTIVE SERVICES ASSESSMENTS



2020 SUBSTANTIATED FATALITIES

0/73 MALE 0 FEMALE 0

2020 SUBSTANTIATED NEAR FATALITIES

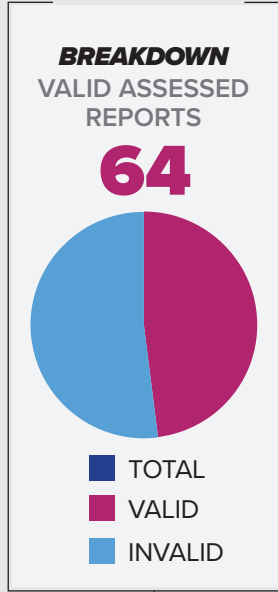
0/115 MALE 0 FEMALE 0



2020 REPORTS OF GENERAL PROTECTIVE SERVICES

167

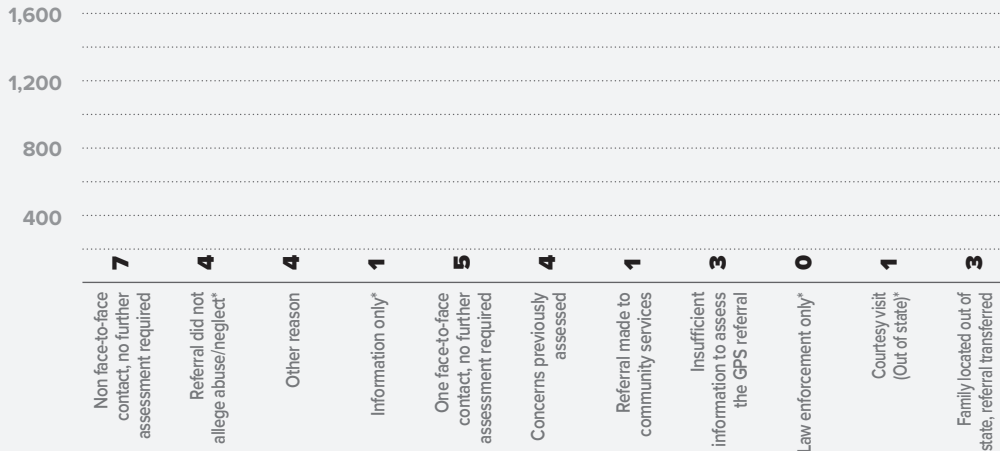
TOTAL REPORTS



NUMBER OF CHILDREN ASSESSED



BREAKDOWN REPORTS SCREENED OUT BY REASON

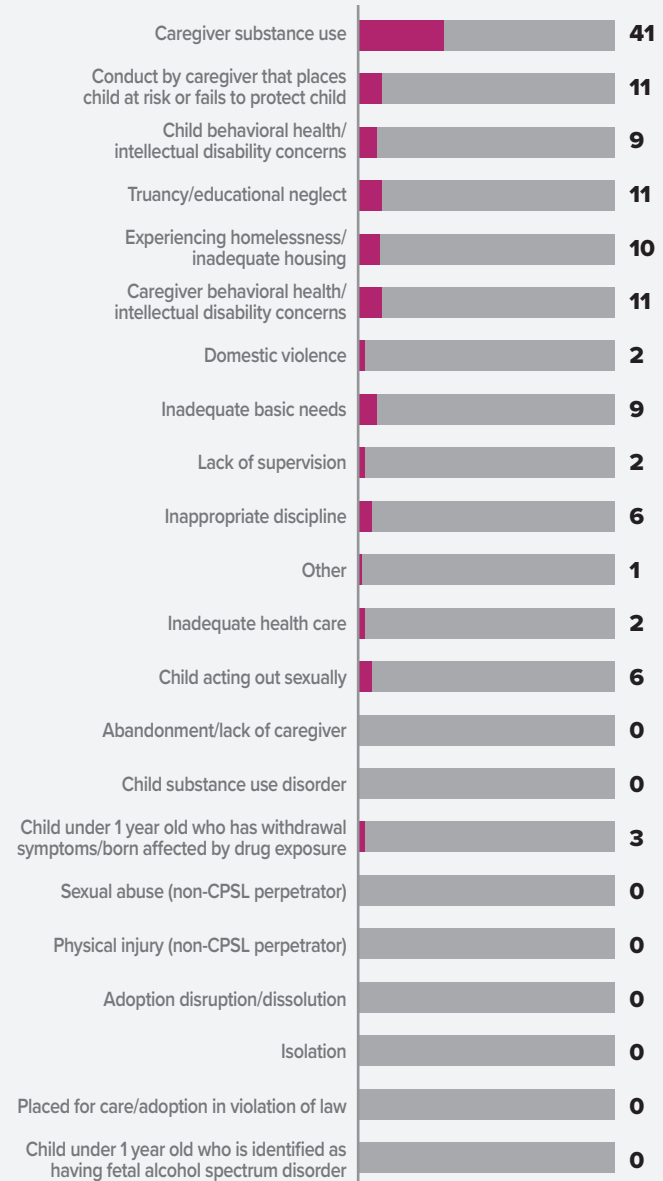


NOTE: Effective 10/3/3030, the screen out reasons were enhanced. This resulted in changes to some of the titles used for the Annual Report while other screen out reasons (*) were removed entirely.

VALID GPS CONCERNS BY TYPE

124

TOTAL CONCERNS



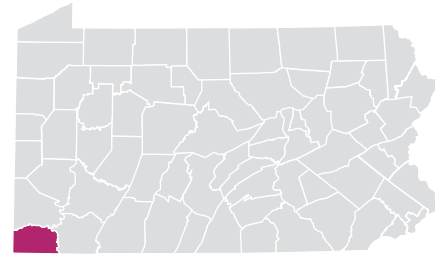
FULTON COUNTY

NOTES: A report may have more than one concern for each report; therefore, the total number of concerns will be greater than the total number of reports. In some reports, more than one child was assessed with valid concerns; therefore, the number of children assessed exceeds the number of valid assessed reports.

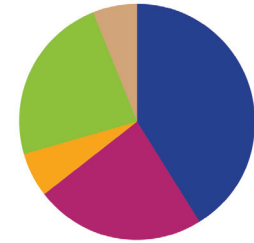


GREENE COUNTY

RURAL // POPULATION • 36,870 / POPULATION UNDER 18 • 7,110



TYPES OF ALLEGATIONS SUBSTANTIATED REPORTS



17 TOTAL ALLEGATIONS

- 7** (41.2%) Sexual Abuse
- 4** (23.5%) Physical Abuse/Bodily Injury
- 1** (5.9%) Reasonable Likelihood of Bodily Injury
- 4** (23.5%) Serious Physical Neglect
- 1** (5.9%) Engaging in Per Se Acts
- 0** (0.0%) Likelihood of Sexual Abuse/Exploitation
- 0** (0.0%) Serious Mental Injury
- 0** (0.0%) Severe Form of Trafficking in Persons or Sex Trafficking
- 0** (0.0%) Munchausen Syndrome by Proxy/Medical Abuse

NOTES: A report may have more than one allegation for each report; therefore, the total number of allegations will be greater than the total number of reports.

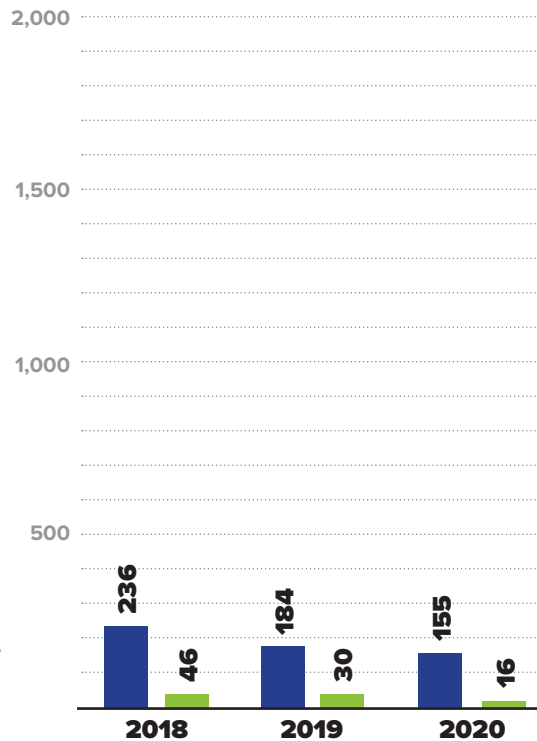
2020 REPORTS OF CHILD ABUSE

155

■ TOTAL REPORTS

16

■ SUBSTANTIATED REPORTS



NOTE: CPS and GPS data reported were investigated and substantiated by the CCYA and may vary from statewide data which include both CCYA and OCYF Regional Office investigations.

SUBSTANTIATED REPORTS BY SEX OF VICTIM

FEMALE

12

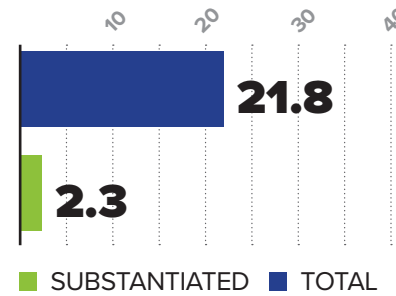
75.0%

MALE

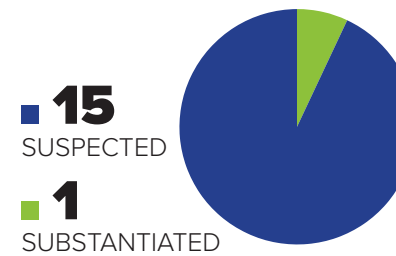
4

25.0%

CHILD ABUSE REPORTS PER 1,000 CHILDREN



CASES OF REPEAT ABUSE SUBSTANTIATED REPORTS



\$984,158

EXPENDITURES CHILD ABUSE INVESTIGATIONS AND GENERAL PROTECTIVE SERVICES ASSESSMENTS



2020 SUBSTANTIATED FATALITIES

0/73 MALE FEMALE

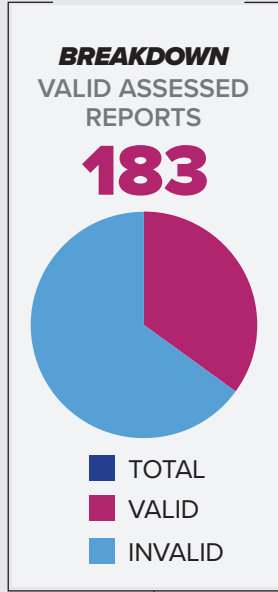
2020 SUBSTANTIATED NEAR FATALITIES

0/115 MALE FEMALE

2020 REPORTS OF GENERAL PROTECTIVE SERVICES

900

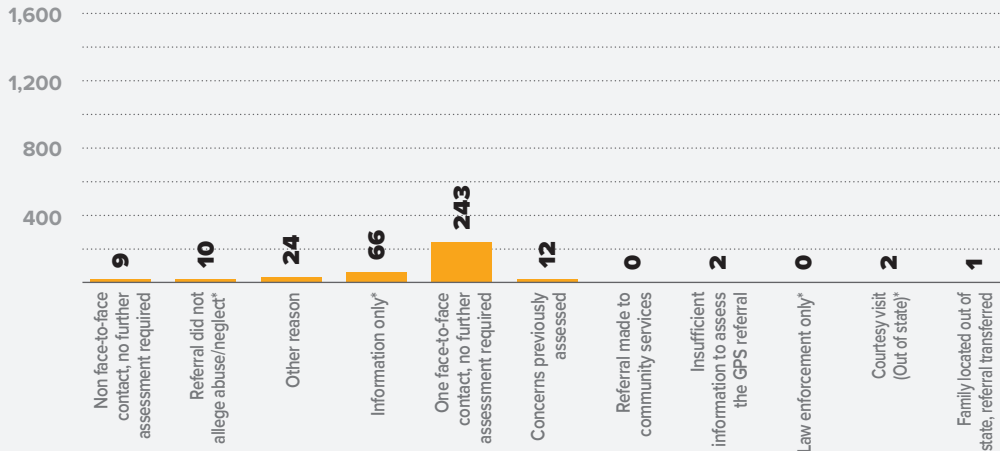
TOTAL REPORTS



NUMBER OF CHILDREN ASSESSED



BREAKDOWN REPORTS SCREENED OUT BY REASON

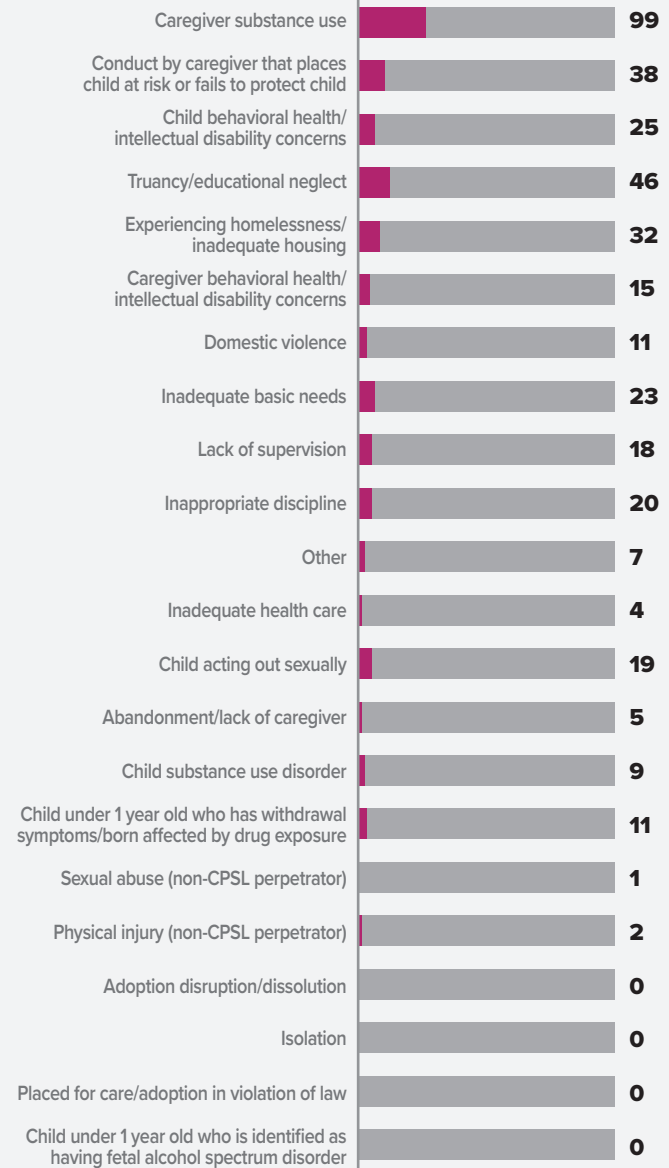


NOTE: Effective 10/3/3030, the screen out reasons were enhanced. This resulted in changes to some of the titles used for the Annual Report while other screen out reasons (*) were removed entirely.

VALID GPS CONCERNS BY TYPE

385

TOTAL CONCERNS



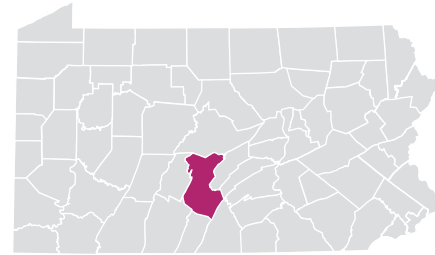
GREENE COUNTY

NOTES: A report may have more than one concern for each report; therefore, the total number of concerns will be greater than the total number of reports. In some reports, more than one child was assessed with valid concerns; therefore, the number of children assessed exceeds the number of valid assessed reports.

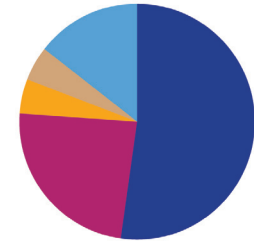


HUNTINGDON COUNTY

RURAL // POPULATION • 45,369 / POPULATION UNDER 18 • 8,272



TYPES OF ALLEGATIONS SUBSTANTIATED REPORTS



21 TOTAL ALLEGATIONS

- 11** (52.4%) Sexual Abuse
- 5** (23.8%) Physical Abuse/Bodily Injury
- 1** (4.8%) Reasonable Likelihood of Bodily Injury
- 0** (0.0%) Serious Physical Neglect
- 1** (4.8%) Engaging in Per Se Acts
- 3** (14.3%) Likelihood of Sexual Abuse/Exploitation
- 0** (0.0%) Serious Mental Injury
- 0** (0.0%) Severe Form of Trafficking in Persons or Sex Trafficking
- 0** (0.0%) Munchausen Syndrome by Proxy/Medical Abuse

NOTES: A report may have more than one allegation for each report; therefore, the total number of allegations will be greater than the total number of reports.


2020 REPORTS OF CHILD ABUSE

122

■ TOTAL REPORTS

16

■ SUBSTANTIATED REPORTS



NOTE: CPS and GPS data reported were investigated and substantiated by the CCYA and may vary from statewide data which include both CCYA and OCYF Regional Office investigations.

SUBSTANTIATED REPORTS BY SEX OF VICTIM

FEMALE

9

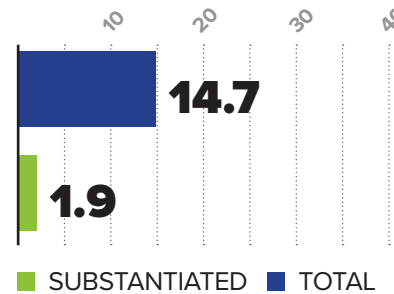
56.3%

MALE

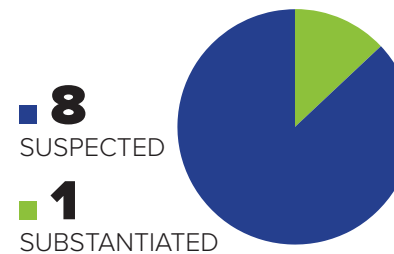
7

43.8%

CHILD ABUSE REPORTS PER 1,000 CHILDREN



CASES OF REPEAT ABUSE SUBSTANTIATED REPORTS



\$2,033,842

EXPENDITURES CHILD ABUSE INVESTIGATIONS AND GENERAL PROTECTIVE SERVICES ASSESSMENTS



2020 SUBSTANTIATED FATALITIES

0/73 MALE 0 FEMALE 0

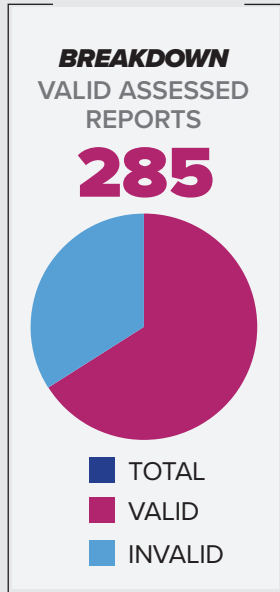
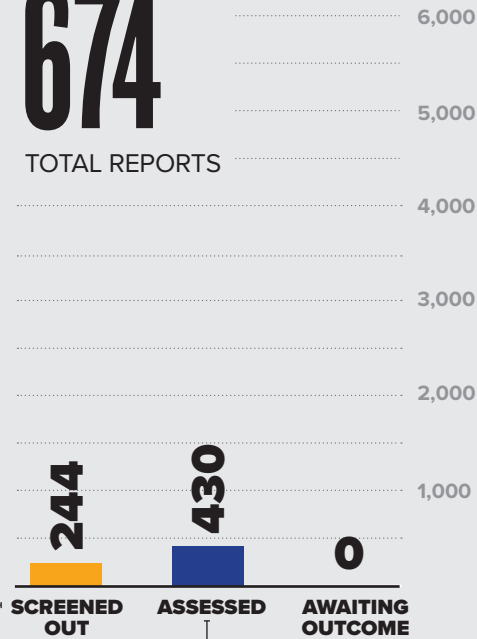
2020 SUBSTANTIATED NEAR FATALITIES

0/115 MALE 0 FEMALE 0

2020 REPORTS OF GENERAL PROTECTIVE SERVICES

674

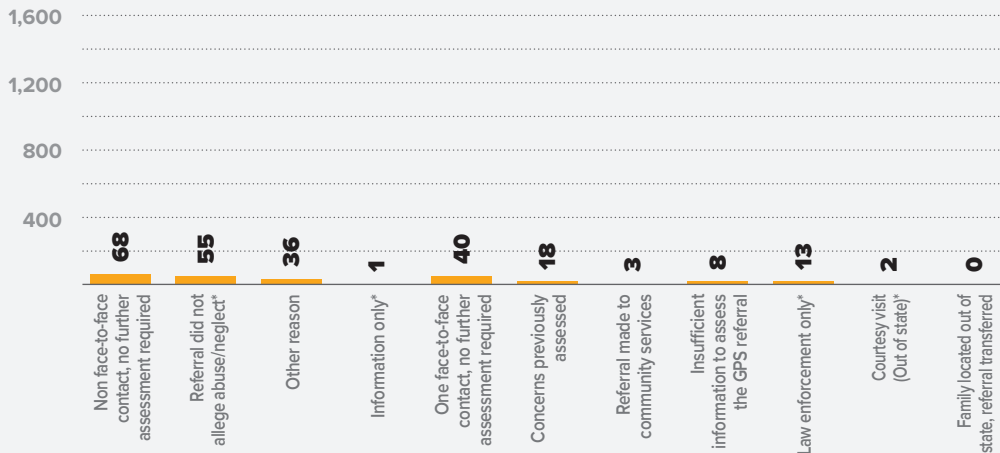
TOTAL REPORTS



NUMBER OF CHILDREN ASSESSED



BREAKDOWN REPORTS SCREENED OUT BY REASON

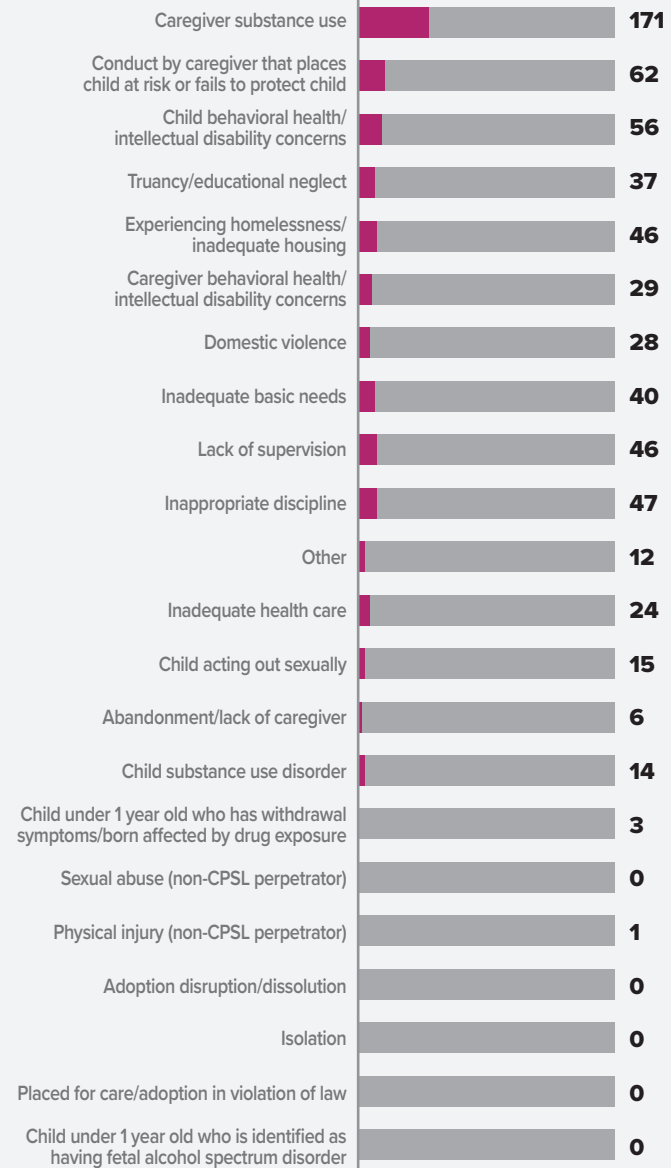


NOTE: Effective 10/3/3030, the screen out reasons were enhanced. This resulted in changes to some of the titles used for the Annual Report while other screen out reasons (*) were removed entirely.

VALID GPS CONCERNS BY TYPE

637

TOTAL CONCERNS



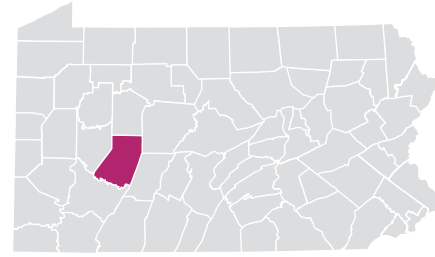
HUNTINGDON COUNTY

NOTES: A report may have more than one concern for each report; therefore, the total number of concerns will be greater than the total number of reports. In some reports, more than one child was assessed with valid concerns; therefore, the number of children assessed exceeds the number of valid assessed reports.

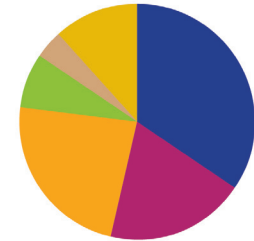


INDIANA COUNTY

RURAL // POPULATION • 85,032 / POPULATION UNDER 18 • 15,306



TYPES OF ALLEGATIONS SUBSTANTIATED REPORTS



26 TOTAL ALLEGATIONS

- 9** (34.6%) Sexual Abuse
- 5** (19.2%) Physical Abuse/Bodily Injury
- 6** (23.1%) Reasonable Likelihood of Bodily Injury
- 2** (7.7%) Serious Physical Neglect
- 1** (3.8%) Engaging in Per Se Acts
- 0** (0.0%) Likelihood of Sexual Abuse/Exploitation
- 3** (11.5%) Serious Mental Injury
- 0** (0.0%) Severe Form of Trafficking in Persons or Sex Trafficking
- 0** (0.0%) Munchausen Syndrome by Proxy/Medical Abuse

NOTES: A report may have more than one allegation for each report; therefore, the total number of allegations will be greater than the total number of reports.

2020 REPORTS OF CHILD ABUSE

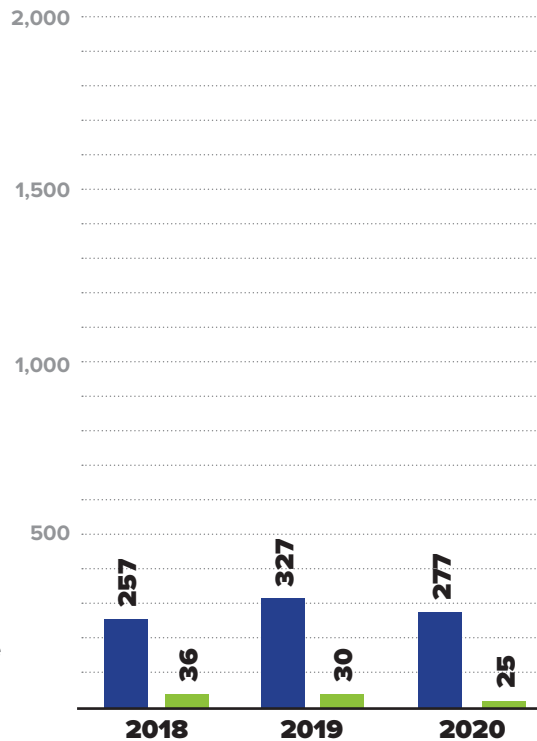
277

■ TOTAL REPORTS

25

■ SUBSTANTIATED REPORTS

NOTE: CPS and GPS data reported were investigated and substantiated by the CCYA and may vary from statewide data which include both CCYA and OCYF Regional Office investigations.

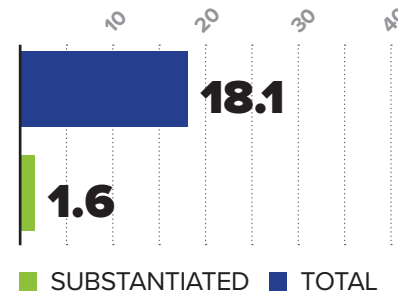


SUBSTANTIATED REPORTS BY SEX OF VICTIM

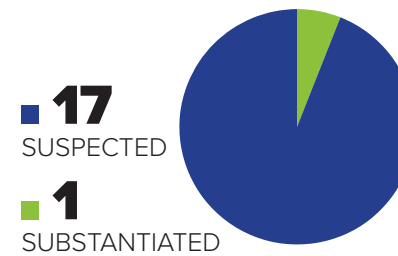
FEMALE
14
56.0%

MALE
11
44.0%

CHILD ABUSE REPORTS PER 1,000 CHILDREN



CASES OF REPEAT ABUSE SUBSTANTIATED REPORTS



\$2,186,943

EXPENDITURES CHILD ABUSE INVESTIGATIONS AND GENERAL PROTECTIVE SERVICES ASSESSMENTS



2020 SUBSTANTIATED FATALITIES

0/73 MALE 0 FEMALE 0

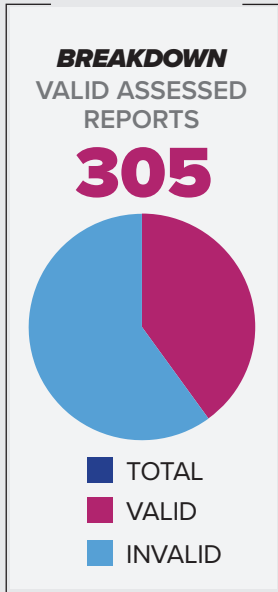
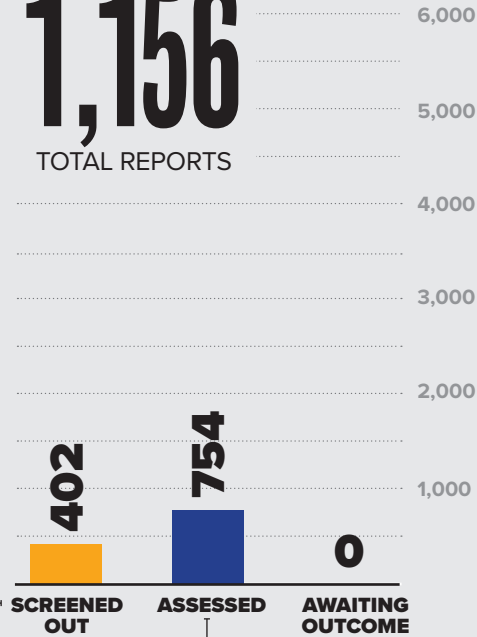
2020 SUBSTANTIATED NEAR FATALITIES

1/115 MALE 1 FEMALE 0

2020 REPORTS OF GENERAL PROTECTIVE SERVICES

1,156

TOTAL REPORTS



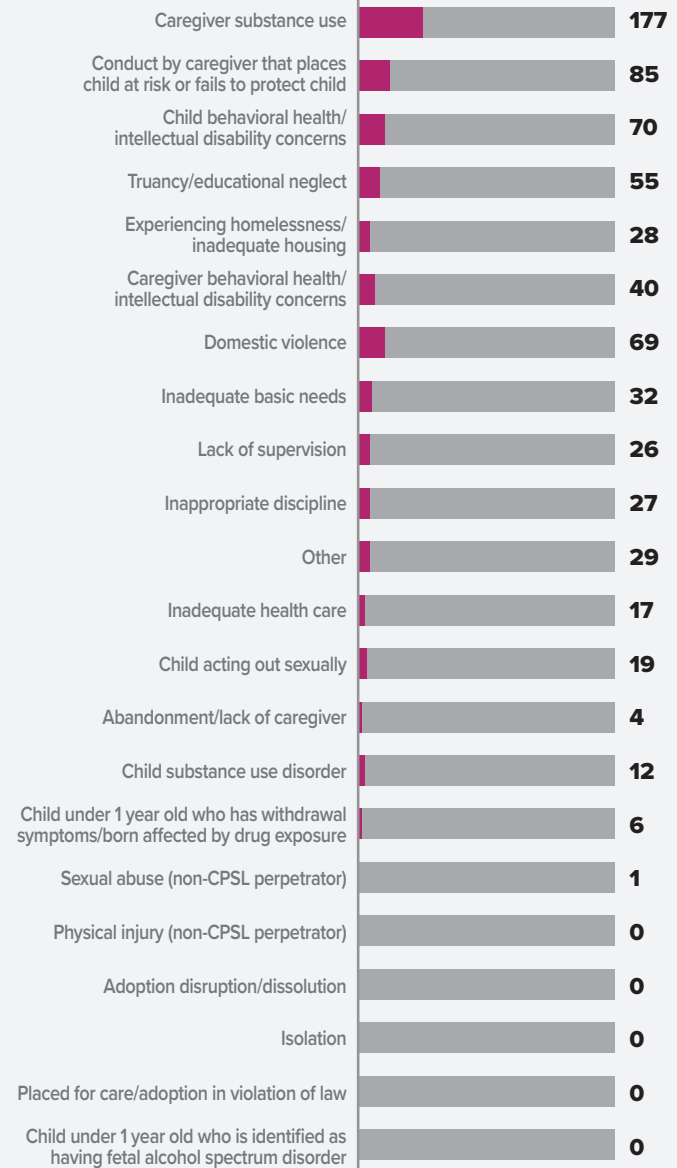
NUMBER OF CHILDREN ASSESSED



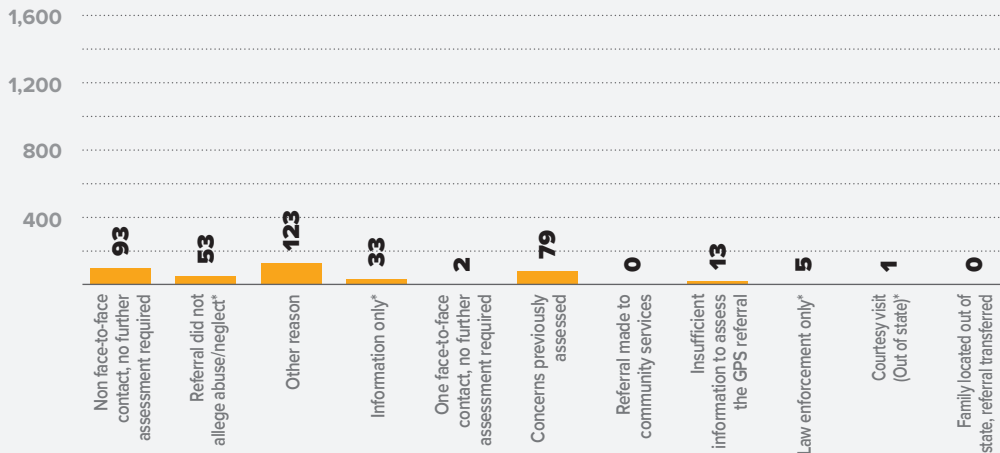
VALID GPS CONCERNS BY TYPE

697

TOTAL CONCERNS



BREAKDOWN REPORTS SCREENED OUT BY REASON



NOTE: Effective 10/3/3030, the screen out reasons were enhanced. This resulted in changes to some of the titles used for the Annual Report while other screen out reasons (*) were removed entirely.



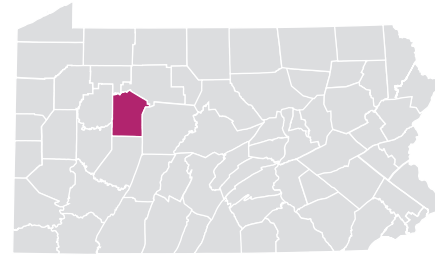
INDIANA COUNTY

NOTES: A report may have more than one concern for each report; therefore, the total number of concerns will be greater than the total number of reports. In some reports, more than one child was assessed with valid concerns; therefore, the number of children assessed exceeds the number of valid assessed reports.

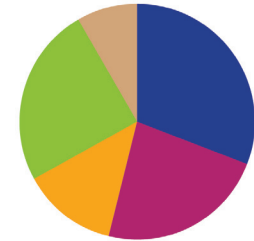


JEFFERSON COUNTY

RURAL // POPULATION • 43,846 / POPULATION UNDER 18 • 9,316



TYPES OF ALLEGATIONS SUBSTANTIATED REPORTS



61 TOTAL ALLEGATIONS

- **19** (31.1%) Sexual Abuse
- **14** (23.0%) Physical Abuse/Bodily Injury
- **8** (13.1%) Reasonable Likelihood of Bodily Injury
- **15** (24.6%) Serious Physical Neglect
- **5** (8.2%) Engaging in Per Se Acts
- **0** (0.0%) Likelihood of Sexual Abuse/Exploitation
- **0** (0.0%) Serious Mental Injury
- **0** (0.0%) Severe Form of Trafficking in Persons or Sex Trafficking
- **0** (0.0%) Munchausen Syndrome by Proxy/Medical Abuse

NOTES: A report may have more than one allegation for each report; therefore, the total number of allegations will be greater than the total number of reports.

2020 REPORTS OF CHILD ABUSE

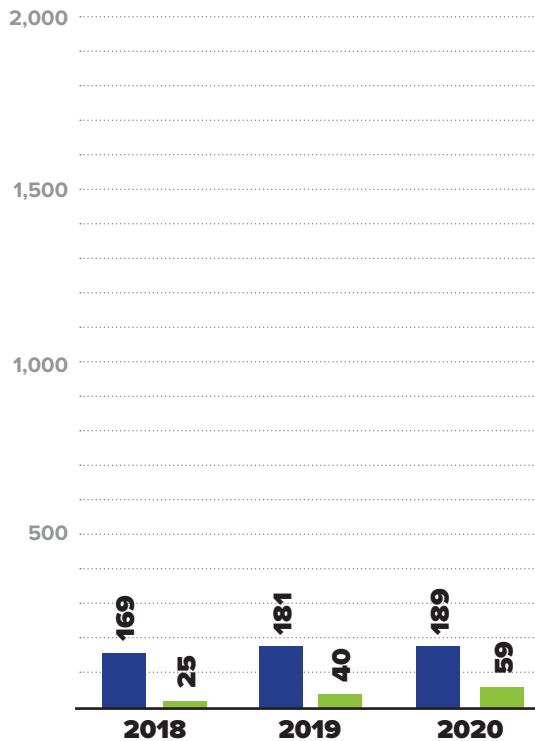
189

■ TOTAL REPORTS

59

■ SUBSTANTIATED REPORTS

NOTE: CPS and GPS data reported were investigated and substantiated by the CCYA and may vary from statewide data which include both CCYA and OCYF Regional Office investigations.



SUBSTANTIATED REPORTS BY SEX OF VICTIM

FEMALE

22

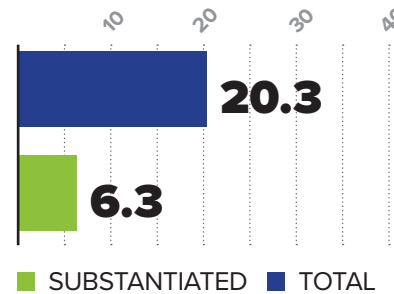
37.3%

MALE

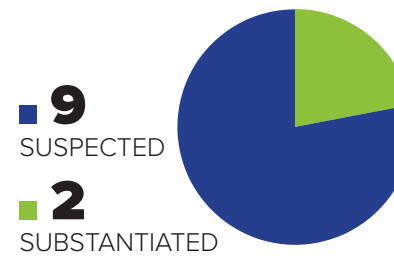
37

62.7%

CHILD ABUSE REPORTS PER 1,000 CHILDREN




CASES OF REPEAT ABUSE SUBSTANTIATED REPORTS



\$890,608

EXPENDITURES CHILD ABUSE INVESTIGATIONS AND GENERAL PROTECTIVE SERVICES ASSESSMENTS



2020 SUBSTANTIATED FATALITIES

0/73 MALE 0 FEMALE 0

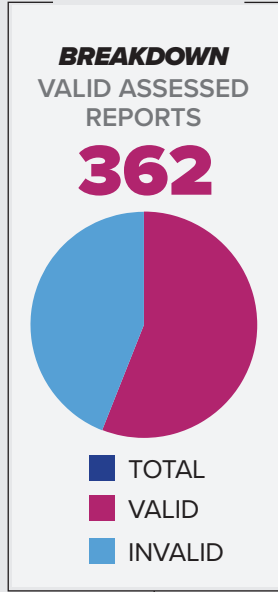
2020 SUBSTANTIATED NEAR FATALITIES

1/115 MALE 1 FEMALE 0

2020 REPORTS OF GENERAL PROTECTIVE SERVICES

905

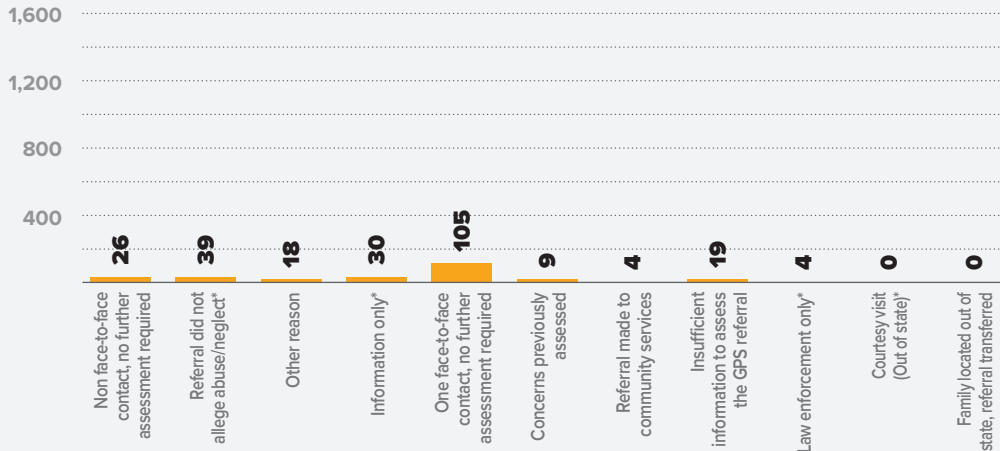
TOTAL REPORTS



NUMBER OF CHILDREN ASSESSED



BREAKDOWN REPORTS SCREENED OUT BY REASON

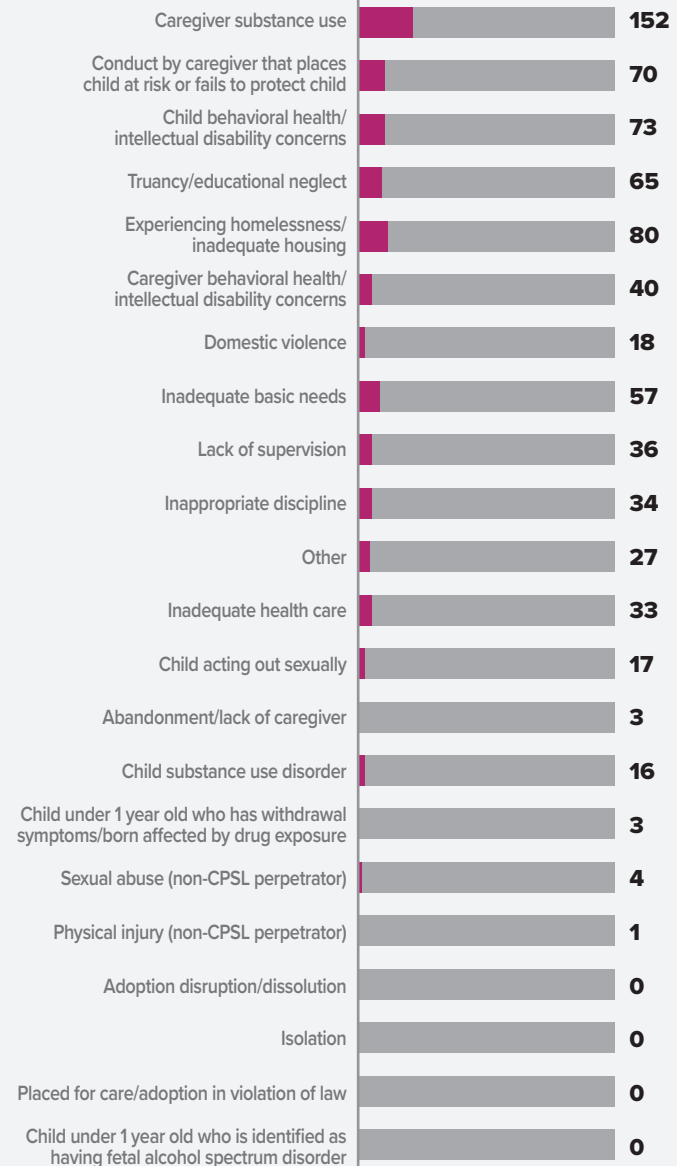


NOTE: Effective 10/3/3030, the screen out reasons were enhanced. This resulted in changes to some of the titles used for the Annual Report while other screen out reasons (*) were removed entirely.

VALID GPS CONCERNS BY TYPE

729

TOTAL CONCERNS

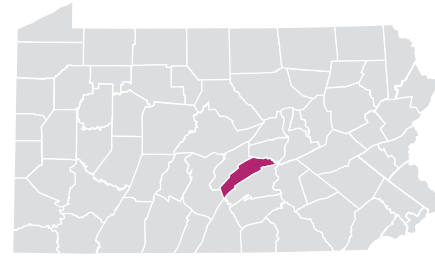


JEFFERSON COUNTY

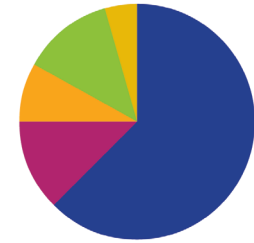
NOTES: A report may have more than one concern for each report; therefore, the total number of concerns will be greater than the total number of reports. In some reports, more than one child was assessed with valid concerns; therefore, the number of children assessed exceeds the number of valid assessed reports.

JUNIATA COUNTY

RURAL // POPULATION • 24,624 / POPULATION UNDER 18 • 5,573



TYPES OF ALLEGATIONS SUBSTANTIATED REPORTS



24 TOTAL ALLEGATIONS

- **15** (62.5%) Sexual Abuse
- **3** (12.5%) Physical Abuse/Bodily Injury
- **2** (8.3%) Reasonable Likelihood of Bodily Injury
- **3** (12.5%) Serious Physical Neglect
- **0** (0.0%) Engaging in Per Se Acts
- **0** (0.0%) Likelihood of Sexual Abuse/Exploitation
- **1** (4.2%) Serious Mental Injury
- **0** (0.0%) Severe Form of Trafficking in Persons or Sex Trafficking
- **0** (0.0%) Munchausen Syndrome by Proxy/Medical Abuse

NOTES: A report may have more than one allegation for each report; therefore, the total number of allegations will be greater than the total number of reports.

2020 REPORTS OF CHILD ABUSE

90

■ TOTAL REPORTS

23

■ SUBSTANTIATED REPORTS

NOTE: CPS and GPS data reported were investigated and substantiated by the CCYA and may vary from statewide data which include both CCYA and OCYF Regional Office investigations.



SUBSTANTIATED REPORTS BY SEX OF VICTIM

FEMALE

15

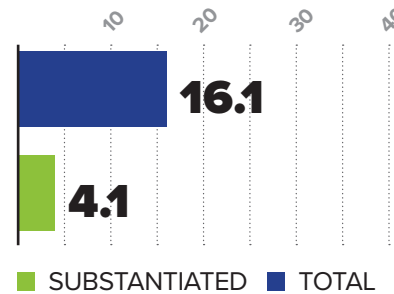
65.2%

MALE

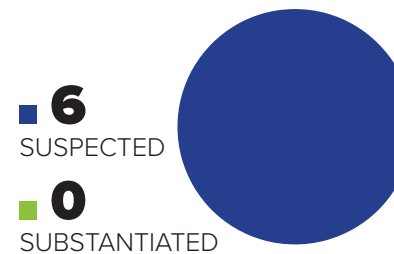
8

34.8%

CHILD ABUSE REPORTS PER 1,000 CHILDREN



CASES OF REPEAT ABUSE SUBSTANTIATED REPORTS



\$430,500

EXPENDITURES CHILD ABUSE INVESTIGATIONS AND GENERAL PROTECTIVE SERVICES ASSESSMENTS



2020 SUBSTANTIATED FATALITIES

0/73 MALE 0 FEMALE 0

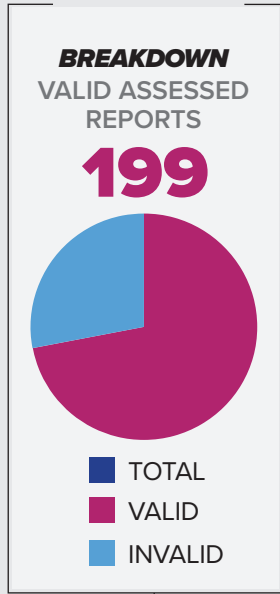
2020 SUBSTANTIATED NEAR FATALITIES

0/115 MALE 0 FEMALE 0

2020 REPORTS OF GENERAL PROTECTIVE SERVICES

380

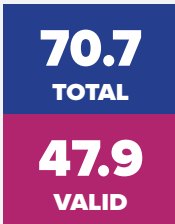
TOTAL REPORTS



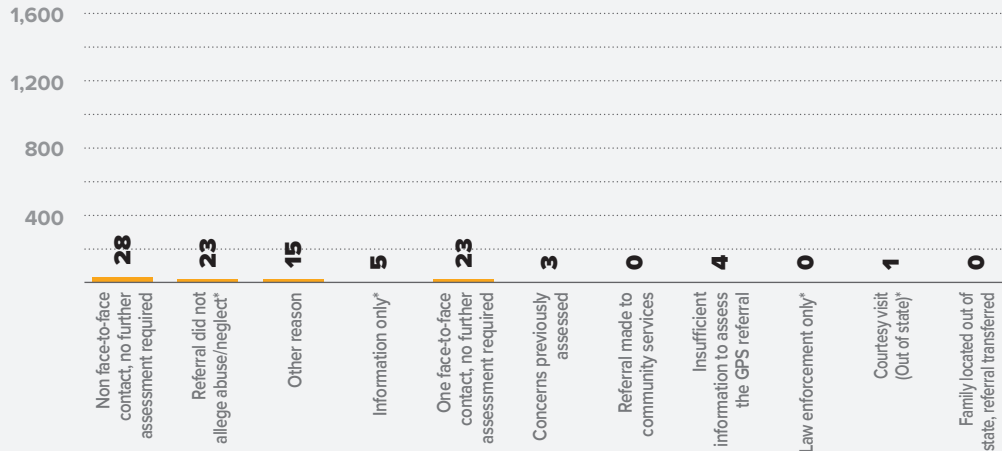
NUMBER OF CHILDREN ASSESSED



CHILDREN ASSESSED PER 1,000 CHILDREN



BREAKDOWN REPORTS SCREENED OUT BY REASON

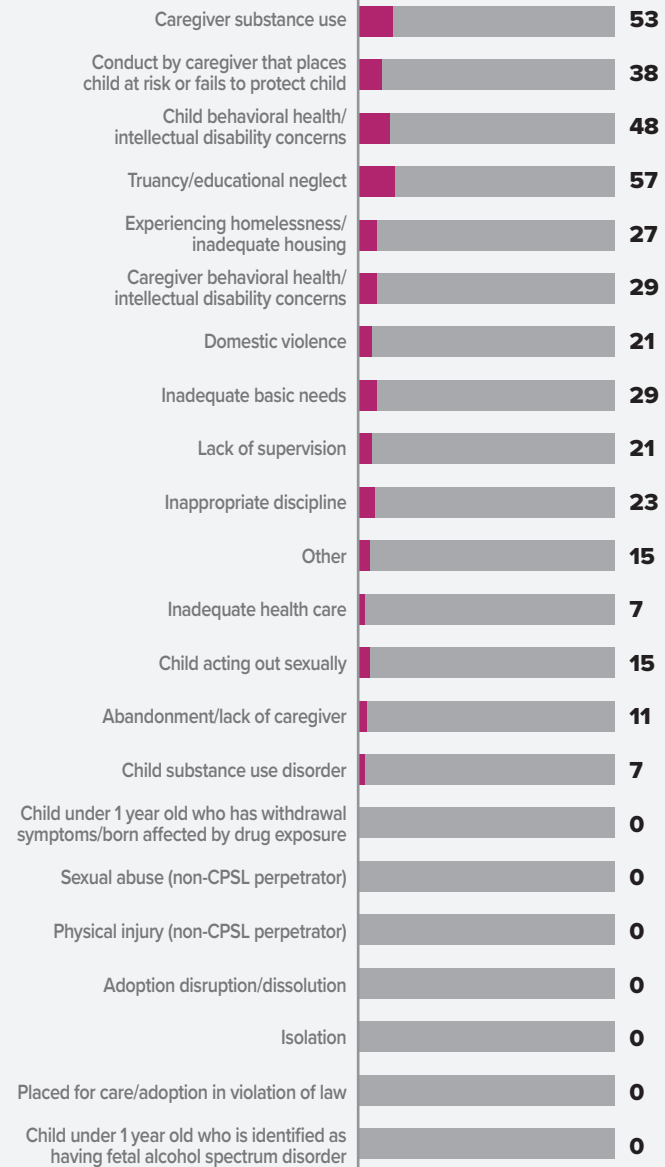


NOTE: Effective 10/3/3030, the screen out reasons were enhanced. This resulted in changes to some of the titles used for the Annual Report while other screen out reasons (*) were removed entirely.

VALID GPS CONCERNS BY TYPE

401

TOTAL CONCERNS

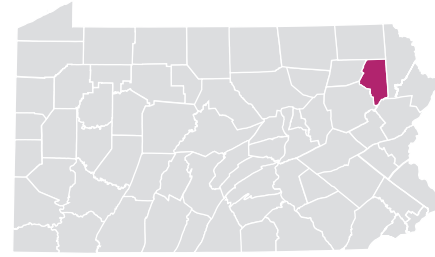


JUNIATA COUNTY

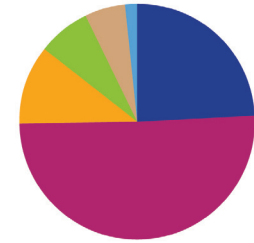
NOTES: A report may have more than one concern for each report; therefore, the total number of concerns will be greater than the total number of reports. In some reports, more than one child was assessed with valid concerns; therefore, the number of children assessed exceeds the number of valid assessed reports.

LACKAWANNA COUNTY

URBAN // POPULATION • 210,652 / POPULATION UNDER 18 • 42,986



TYPES OF ALLEGATIONS SUBSTANTIATED REPORTS



127 TOTAL ALLEGATIONS

- 31** (24.4%) Sexual Abuse
- 64** (50.4%) Physical Abuse/Bodily Injury
- 14** (11.0%) Reasonable Likelihood of Bodily Injury
- 9** (7.1%) Serious Physical Neglect
- 7** (5.5%) Engaging in Per Se Acts
- 2** (1.6%) Likelihood of Sexual Abuse/Exploitation
- 0** (0.0%) Serious Mental Injury
- 0** (0.0%) Severe Form of Trafficking in Persons or Sex Trafficking
- 0** (0.0%) Munchausen Syndrome by Proxy/Medical Abuse

NOTES: A report may have more than one allegation for each report; therefore, the total number of allegations will be greater than the total number of reports.

2020 REPORTS OF CHILD ABUSE

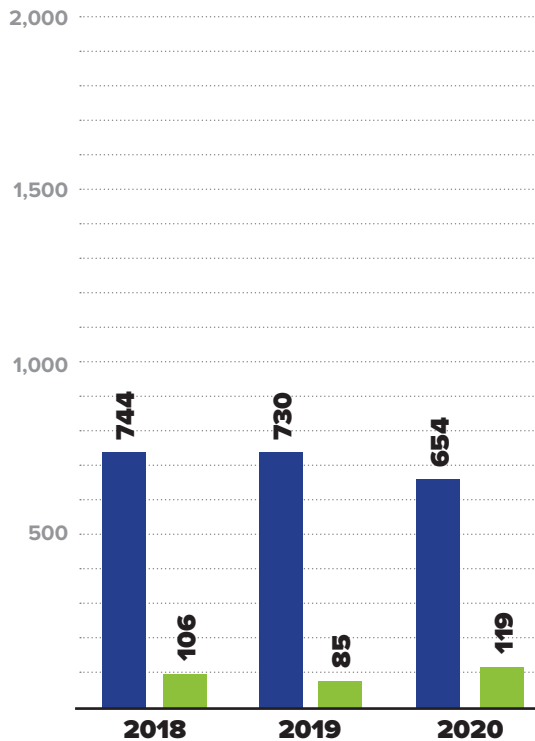
654

■ TOTAL REPORTS

119

■ SUBSTANTIATED REPORTS

NOTE: CPS and GPS data reported were investigated and substantiated by the CCYA and may vary from statewide data which include both CCYA and OCYF Regional Office investigations.



SUBSTANTIATED REPORTS BY SEX OF VICTIM

FEMALE

65

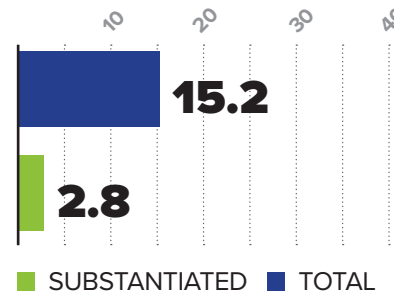
54.6%

MALE

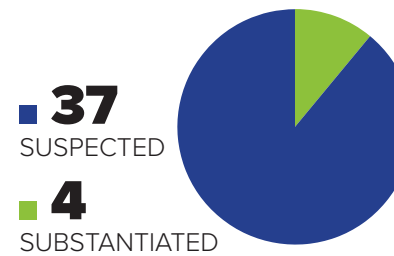
54

45.4%

CHILD ABUSE REPORTS PER 1,000 CHILDREN




CASES OF REPEAT ABUSE SUBSTANTIATED REPORTS



\$7,026,160

EXPENDITURES CHILD ABUSE INVESTIGATIONS AND GENERAL PROTECTIVE SERVICES ASSESSMENTS



2020 SUBSTANTIATED FATALITIES

1/73 MALE 0 FEMALE 1

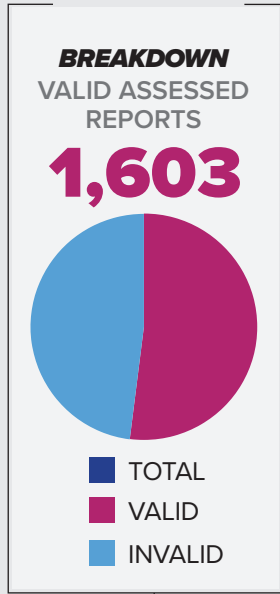
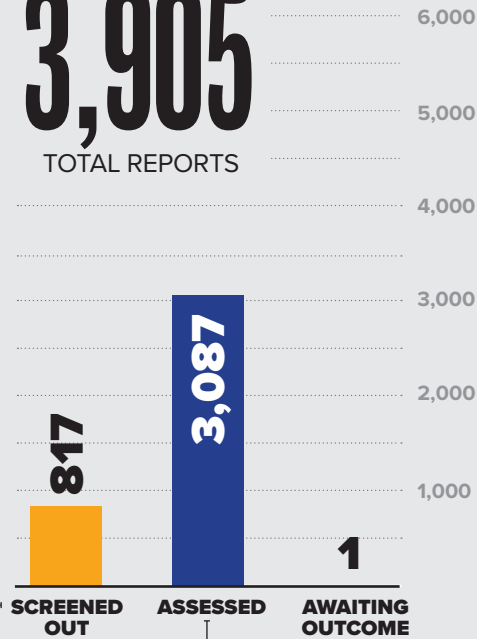
2020 SUBSTANTIATED NEAR FATALITIES

2/115 MALE 2 FEMALE 0

2020 REPORTS OF GENERAL PROTECTIVE SERVICES

3,905

TOTAL REPORTS



NUMBER OF CHILDREN ASSESSED

4,840
TOTAL

2,502
VALID

CHILDREN ASSESSED PER 1,000 CHILDREN

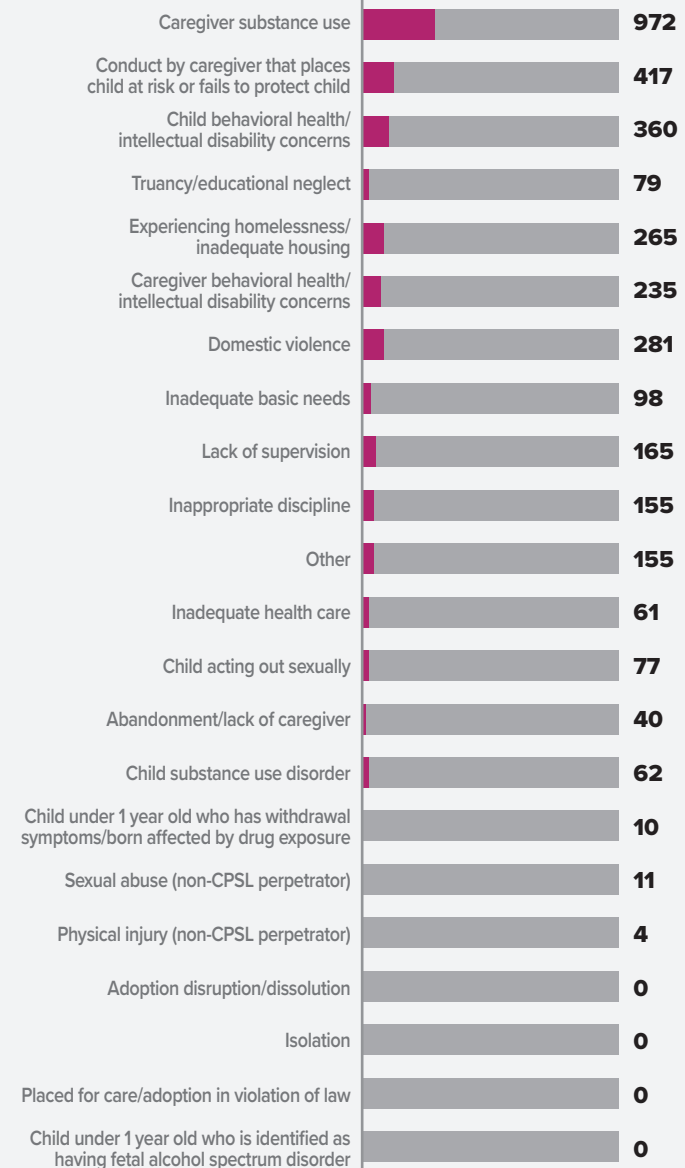
112.6
TOTAL

58.2
VALID

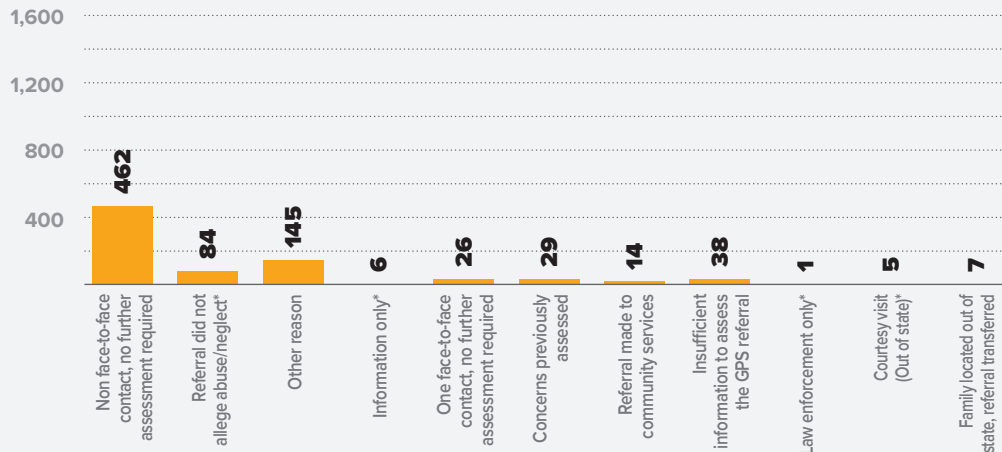
VALID GPS CONCERNS BY TYPE

3,447

TOTAL CONCERNS



BREAKDOWN REPORTS SCREENED OUT BY REASON



NOTE: Effective 10/3/3030, the screen out reasons were enhanced. This resulted in changes to some of the titles used for the Annual Report while other screen out reasons (*) were removed entirely.



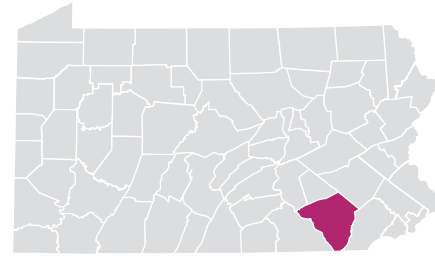
LACKAWANNA COUNTY

NOTES: A report may have more than one concern for each report; therefore, the total number of concerns will be greater than the total number of reports. In some reports, more than one child was assessed with valid concerns; therefore, the number of children assessed exceeds the number of valid assessed reports.

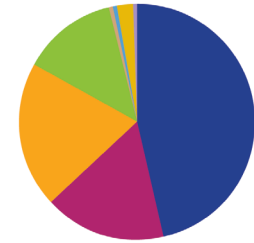


LANCASTER COUNTY

URBAN // POPULATION • 540,999 / POPULATION UNDER 18 • 128,175



TYPES OF ALLEGATIONS SUBSTANTIATED REPORTS



185 TOTAL ALLEGATIONS

- 86** (46.5%) Sexual Abuse
- 31** (16.8%) Physical Abuse/Bodily Injury
- 37** (20.0%) Reasonable Likelihood of Bodily Injury
- 24** (13.0%) Serious Physical Neglect
- 1** (0.5%) Engaging in Per Se Acts
- 1** (0.5%) Likelihood of Sexual Abuse/Exploitation
- 4** (2.2%) Serious Mental Injury
- 1** (0.5%) Severe Form of Trafficking in Persons or Sex Trafficking
- 0** (0.0%) Munchausen Syndrome by Proxy/Medical Abuse

NOTES: A report may have more than one allegation for each report; therefore, the total number of allegations will be greater than the total number of reports.

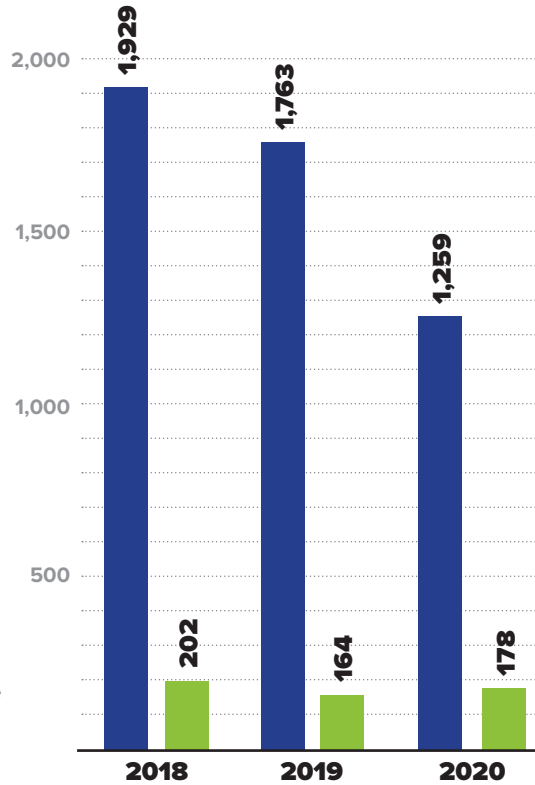
2020 REPORTS OF CHILD ABUSE

1,259

■ TOTAL REPORTS

178

■ SUBSTANTIATED REPORTS



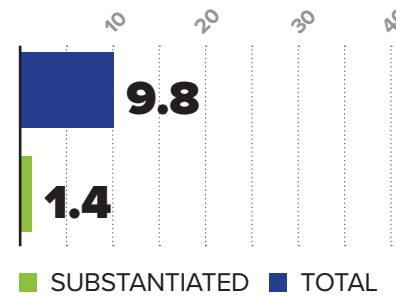
NOTE: CPS and GPS data reported were investigated and substantiated by the CCYA and may vary from statewide data which include both CCYA and OCYF Regional Office investigations.

SUBSTANTIATED REPORTS BY SEX OF VICTIM

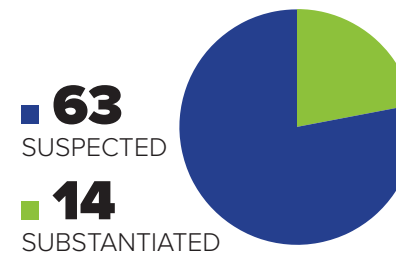
FEMALE
115
64.6%

MALE
63
35.4%

CHILD ABUSE REPORTS PER 1,000 CHILDREN



CASES OF REPEAT ABUSE SUBSTANTIATED REPORTS



\$5,486,534

EXPENDITURES CHILD ABUSE INVESTIGATIONS AND GENERAL PROTECTIVE SERVICES ASSESSMENTS



2020 SUBSTANTIATED FATALITIES

5/73 ▶ MALE **3** FEMALE **2**

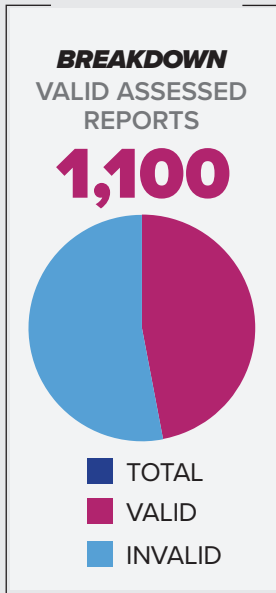
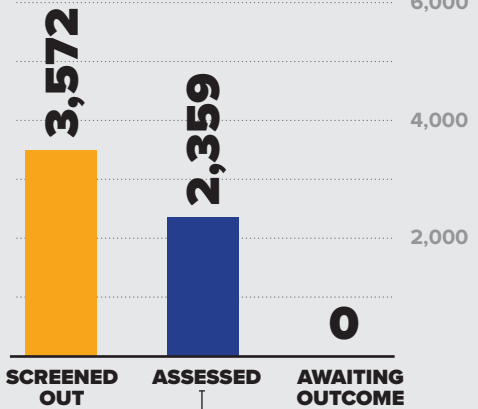
2020 SUBSTANTIATED NEAR FATALITIES

0/115 ▶ MALE **0** FEMALE **0**

2020 REPORTS OF GENERAL PROTECTIVE SERVICES

5,931

TOTAL REPORTS



NUMBER OF CHILDREN ASSESSED

3,352

TOTAL

1,519

VALID

CHILDREN ASSESSED PER 1,000 CHILDREN

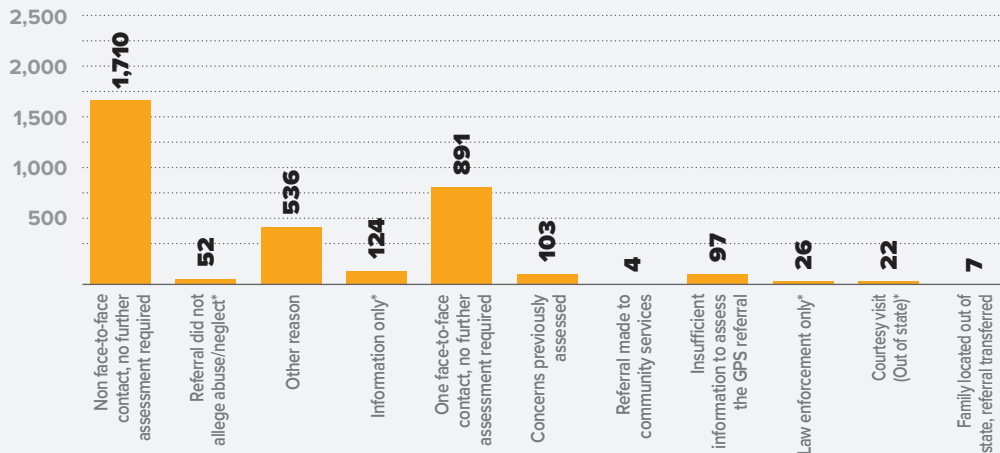
26.2

TOTAL

11.9

VALID

BREAKDOWN REPORTS SCREENED OUT BY REASON

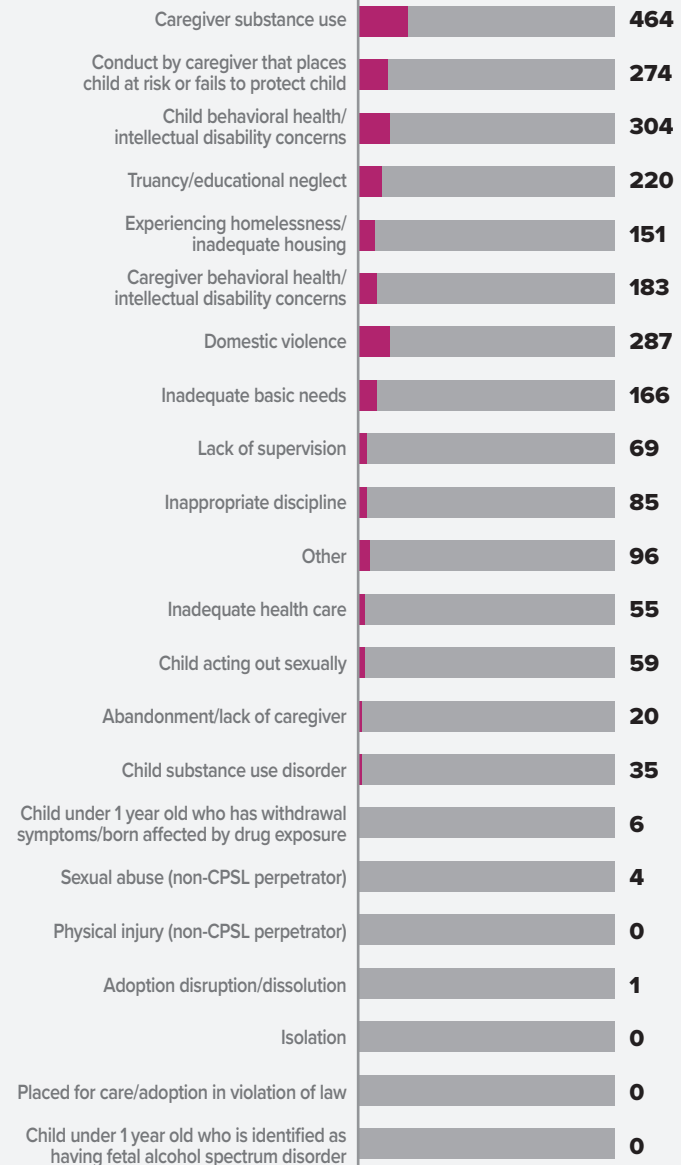


NOTE: Effective 10/3/3030, the screen out reasons were enhanced. This resulted in changes to some of the titles used for the Annual Report while other screen out reasons (*) were removed entirely.

VALID GPS CONCERNS BY TYPE

2,479

TOTAL CONCERNS

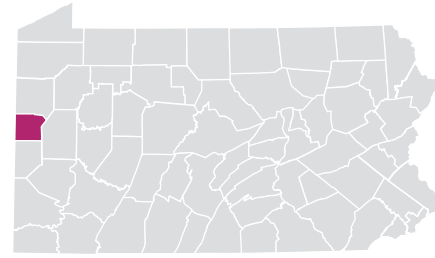


LANCASTER COUNTY

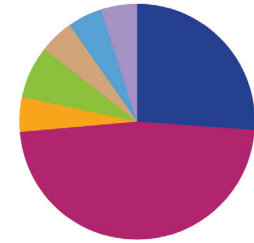
NOTES: A report may have more than one concern for each report; therefore, the total number of concerns will be greater than the total number of reports. In some reports, more than one child was assessed with valid concerns; therefore, the number of children assessed exceeds the number of valid assessed reports.

LAWRENCE COUNTY

RURAL // POPULATION • 86,727 / POPULATION UNDER 18 • 17,289



TYPES OF ALLEGATIONS SUBSTANTIATED REPORTS



42 TOTAL ALLEGATIONS

- 11** (26.2%) Sexual Abuse
- 20** (47.6%) Physical Abuse/Bodily Injury
- 2** (4.8%) Reasonable Likelihood of Bodily Injury
- 3** (7.1%) Serious Physical Neglect
- 2** (4.8%) Engaging in Per Se Acts
- 2** (4.8%) Likelihood of Sexual Abuse/Exploitation
- 0** (0.0%) Serious Mental Injury
- 2** (4.8%) Severe Form of Trafficking in Persons or Sex Trafficking
- 0** (0.0%) Munchausen Syndrome by Proxy/Medical Abuse

NOTES: A report may have more than one allegation for each report; therefore, the total number of allegations will be greater than the total number of reports.

2020 REPORTS OF CHILD ABUSE

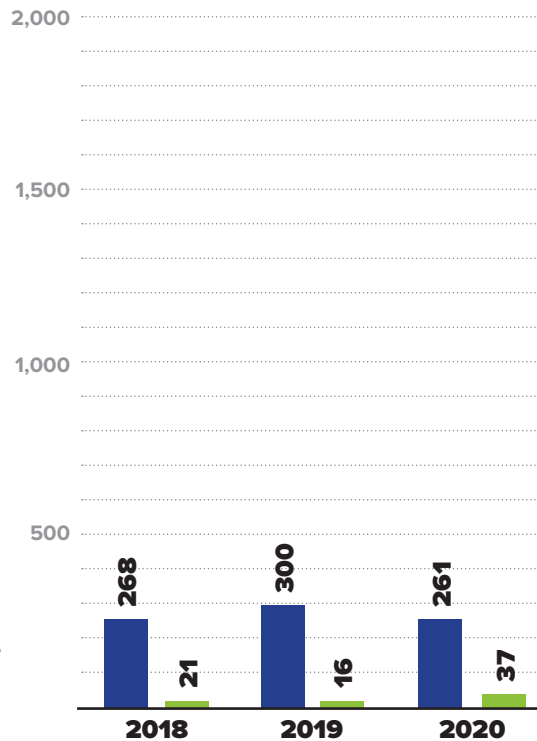
261

■ TOTAL REPORTS

37

■ SUBSTANTIATED REPORTS

NOTE: CPS and GPS data reported were investigated and substantiated by the CCYA and may vary from statewide data which include both CCYA and OCYF Regional Office investigations.



SUBSTANTIATED REPORTS BY SEX OF VICTIM

FEMALE

22

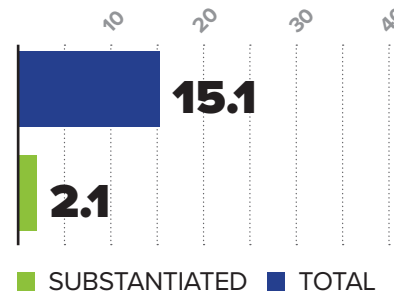
59.5%

MALE

15

40.5%

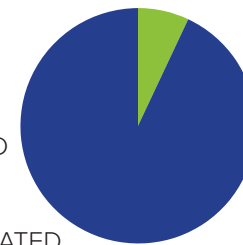
CHILD ABUSE REPORTS PER 1,000 CHILDREN



CASES OF REPEAT ABUSE SUBSTANTIATED REPORTS

■ **14** SUSPECTED

■ **1** SUBSTANTIATED



\$1,103,425

EXPENDITURES CHILD ABUSE INVESTIGATIONS AND GENERAL PROTECTIVE SERVICES ASSESSMENTS



2020 SUBSTANTIATED FATALITIES

0/73 MALE 0 FEMALE 0

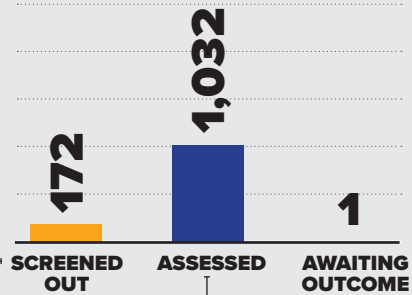
2020 SUBSTANTIATED NEAR FATALITIES

1/115 MALE 1 FEMALE 0

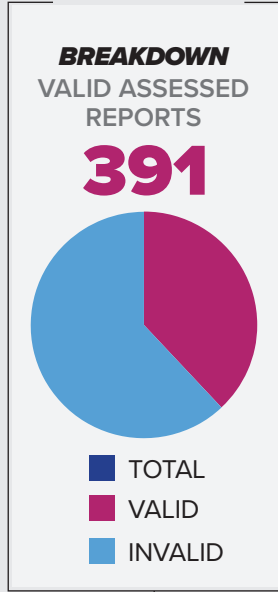
2020 REPORTS OF GENERAL PROTECTIVE SERVICES

1,205

TOTAL REPORTS



6,000
5,000
4,000
3,000
2,000
1,000



NUMBER OF CHILDREN ASSESSED

1,563
TOTAL

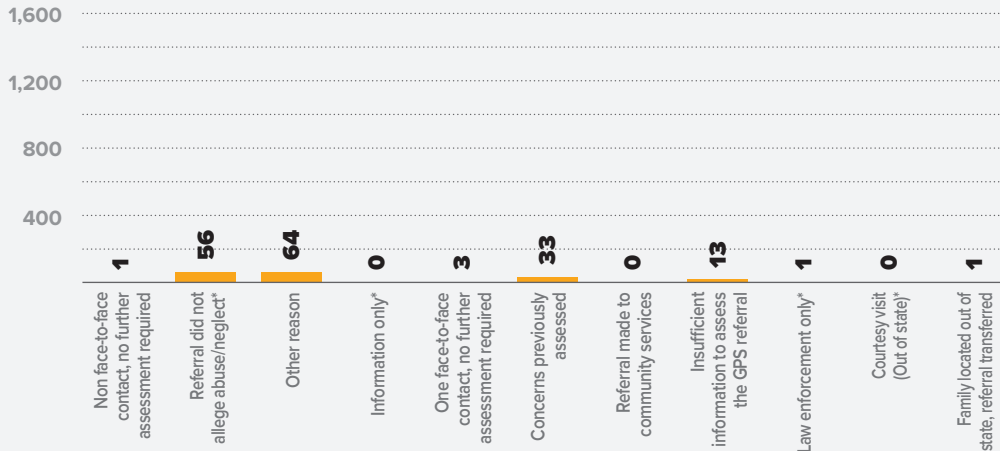
565
VALID

CHILDREN ASSESSED PER 1,000 CHILDREN

90.4
TOTAL

32.7
VALID

BREAKDOWN REPORTS SCREENED OUT BY REASON

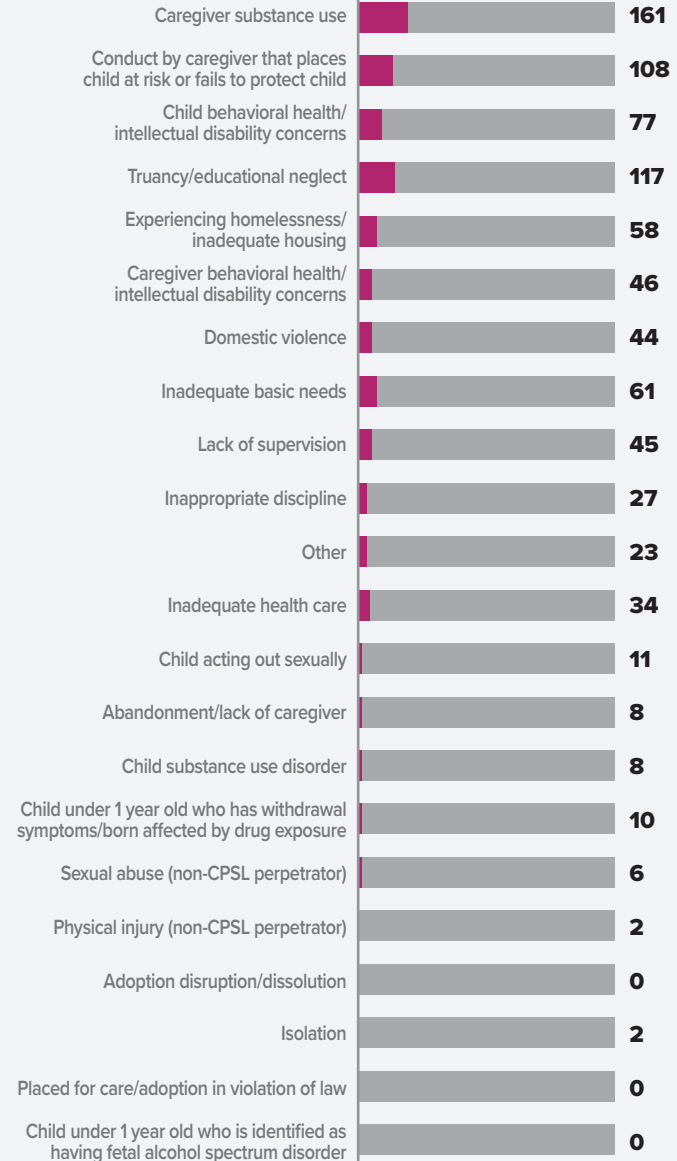


NOTE: Effective 10/3/3030, the screen out reasons were enhanced. This resulted in changes to some of the titles used for the Annual Report while other screen out reasons (*) were removed entirely.

VALID GPS CONCERNS BY TYPE

848

TOTAL CONCERNS



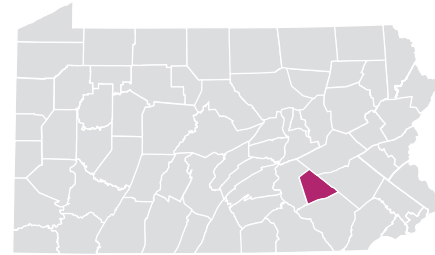
LAWRENCE COUNTY

NOTES: A report may have more than one concern for each report; therefore, the total number of concerns will be greater than the total number of reports. In some reports, more than one child was assessed with valid concerns; therefore, the number of children assessed exceeds the number of valid assessed reports.

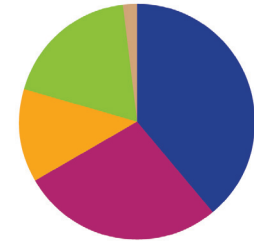


LEBANON COUNTY

URBAN // POPULATION • 139,729 / POPULATION UNDER 18 • 32,032



TYPES OF ALLEGATIONS SUBSTANTIATED REPORTS



54 TOTAL ALLEGATIONS

- 21** (38.9%) Sexual Abuse
- 15** (27.8%) Physical Abuse/Bodily Injury
- 7** (13.0%) Reasonable Likelihood of Bodily Injury
- 10** (18.5%) Serious Physical Neglect
- 1** (1.9%) Engaging in Per Se Acts
- 0** (0.0%) Likelihood of Sexual Abuse/Exploitation
- 0** (0.0%) Serious Mental Injury
- 0** (0.0%) Severe Form of Trafficking in Persons or Sex Trafficking
- 0** (0.0%) Munchausen Syndrome by Proxy/Medical Abuse

NOTES: A report may have more than one allegation for each report; therefore, the total number of allegations will be greater than the total number of reports.

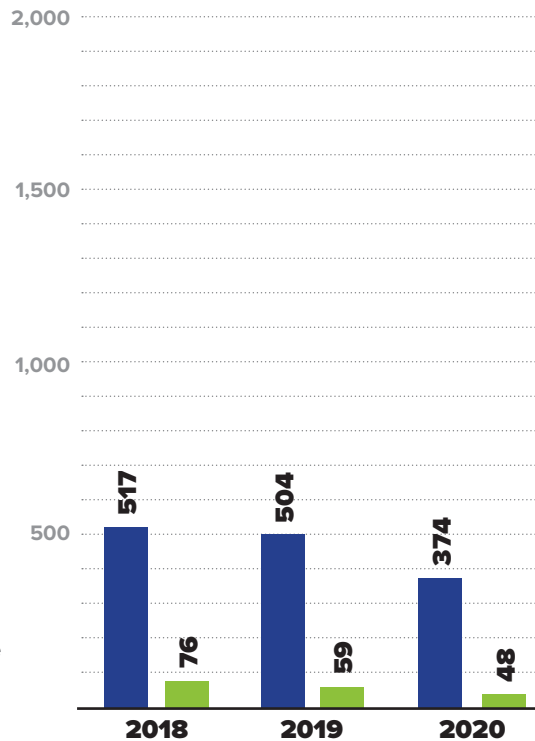
2020 REPORTS OF CHILD ABUSE

374

■ TOTAL REPORTS

48

■ SUBSTANTIATED REPORTS



NOTE: CPS and GPS data reported were investigated and substantiated by the CCYA and may vary from statewide data which include both CCYA and OCYF Regional Office investigations.

SUBSTANTIATED REPORTS BY SEX OF VICTIM

FEMALE

26

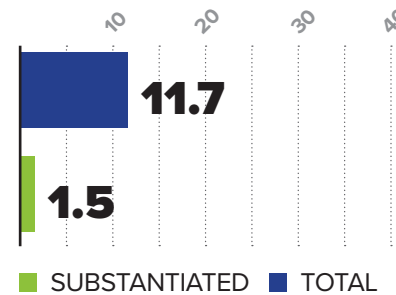
54.2%

MALE

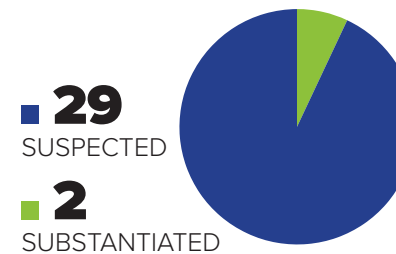
22

45.8%

CHILD ABUSE REPORTS PER 1,000 CHILDREN



CASES OF REPEAT ABUSE SUBSTANTIATED REPORTS



\$924,160

EXPENDITURES CHILD ABUSE INVESTIGATIONS AND GENERAL PROTECTIVE SERVICES ASSESSMENTS



2020 SUBSTANTIATED FATALITIES

1/73 MALE 1 FEMALE 0

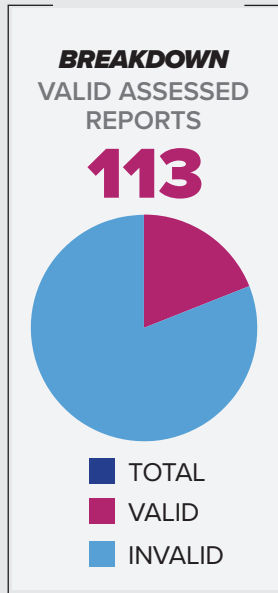
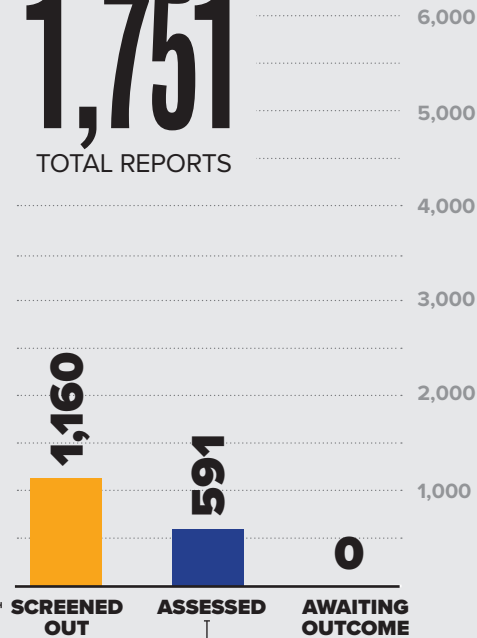
2020 SUBSTANTIATED NEAR FATALITIES

0/115 MALE 0 FEMALE 0

2020 REPORTS OF GENERAL PROTECTIVE SERVICES

1,751

TOTAL REPORTS



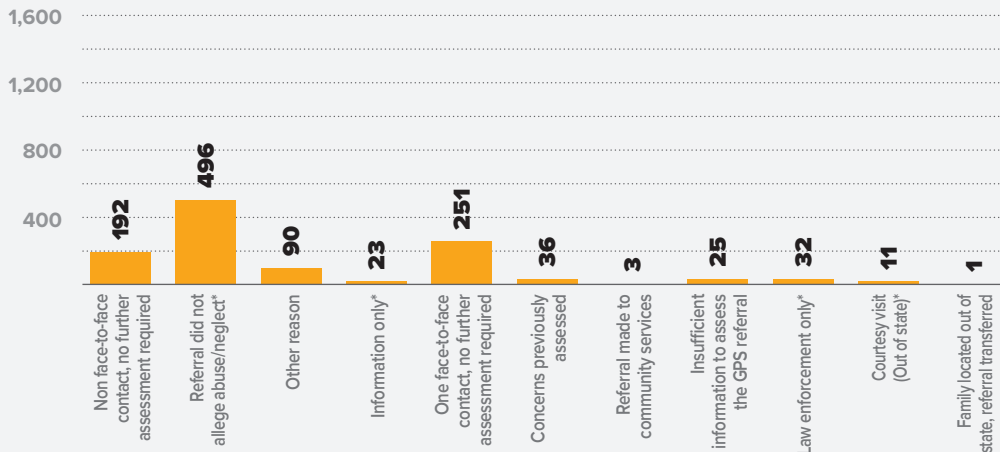
NUMBER OF CHILDREN ASSESSED



CHILDREN
ASSESSED
PER 1,000
CHILDREN



BREAKDOWN REPORTS SCREENED OUT BY REASON

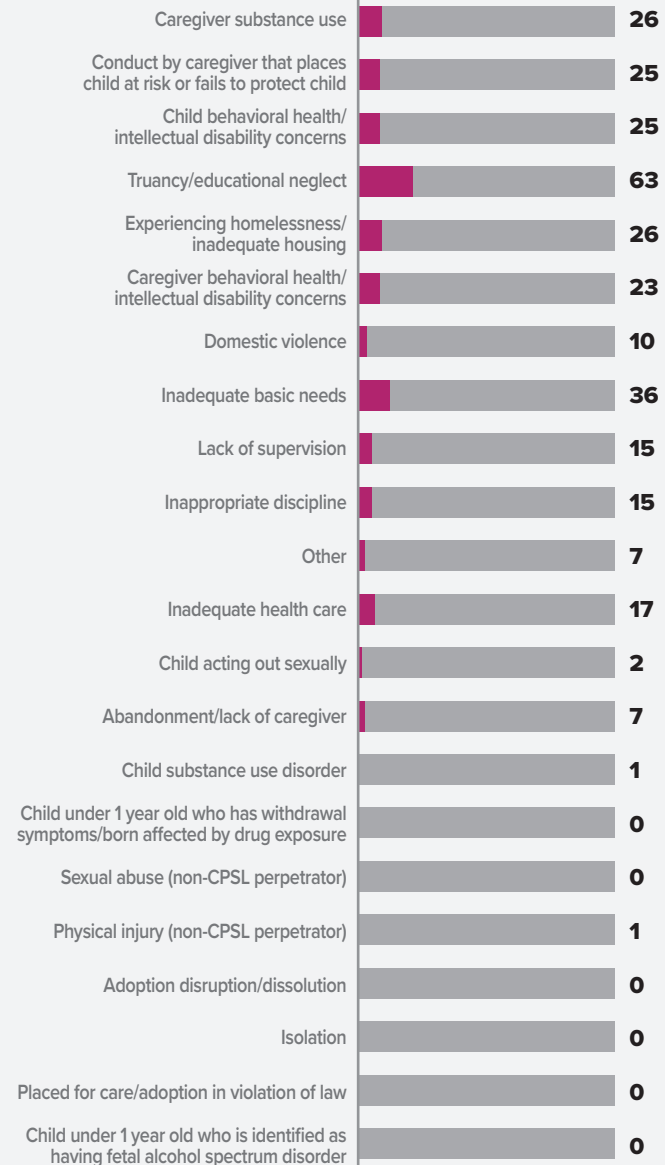


NOTE: Effective 10/3/3030, the screen out reasons were enhanced. This resulted in changes to some of the titles used for the Annual Report while other screen out reasons (*) were removed entirely.

VALID GPS CONCERNS BY TYPE

299

TOTAL CONCERNS



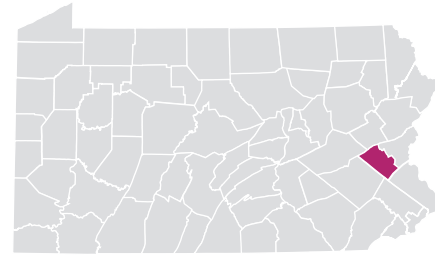
LEBANON COUNTY

NOTES: A report may have more than one concern for each report; therefore, the total number of concerns will be greater than the total number of reports. In some reports, more than one child was assessed with valid concerns; therefore, the number of children assessed exceeds the number of valid assessed reports.

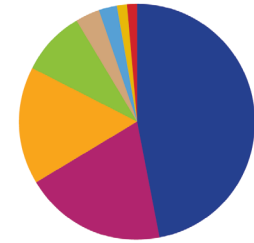


LEHIGH COUNTY

URBAN // POPULATION • 365,052 / POPULATION UNDER 18 • 82,786



TYPES OF ALLEGATIONS SUBSTANTIATED REPORTS



155 TOTAL ALLEGATIONS

- 73** (47.1%) Sexual Abuse
- 30** (19.4%) Physical Abuse/Bodily Injury
- 25** (16.1%) Reasonable Likelihood of Bodily Injury
- 14** (9.0%) Serious Physical Neglect
- 5** (3.2%) Engaging in Per Se Acts
- 4** (2.6%) Likelihood of Sexual Abuse/Exploitation
- 2** (1.3%) Serious Mental Injury
- 0** (0.0%) Severe Form of Trafficking in Persons or Sex Trafficking
- 2** (1.3%) Munchausen Syndrome by Proxy/Medical Abuse

NOTES: A report may have more than one allegation for each report; therefore, the total number of allegations will be greater than the total number of reports.

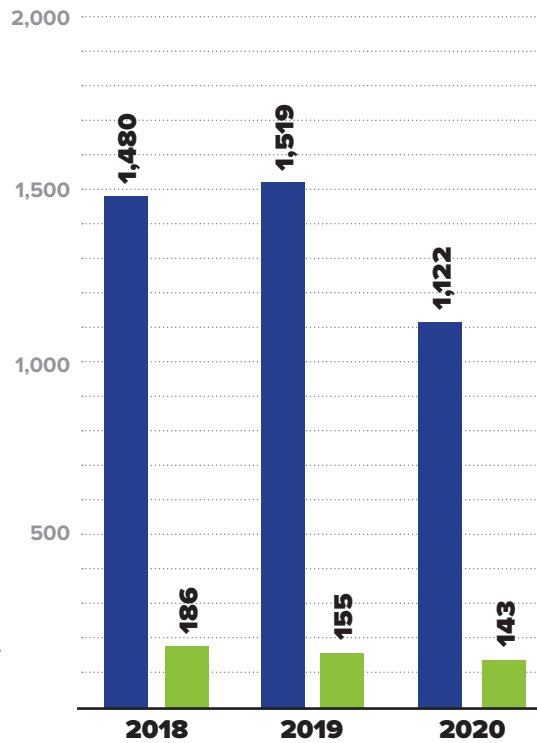
2020 REPORTS OF CHILD ABUSE

1,122

■ TOTAL REPORTS

143

■ SUBSTANTIATED REPORTS



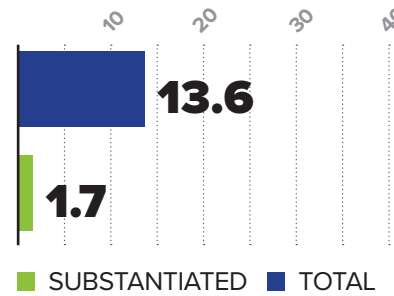
NOTE: CPS and GPS data reported were investigated and substantiated by the CCYA and may vary from statewide data which include both CCYA and OCYF Regional Office investigations.

SUBSTANTIATED REPORTS BY SEX OF VICTIM

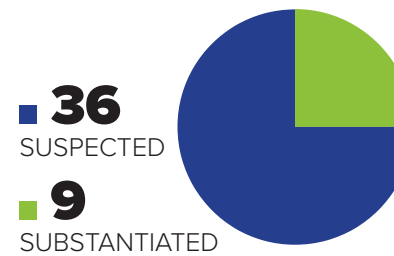
FEMALE
101
70.6%

MALE
42
29.4%

CHILD ABUSE REPORTS PER 1,000 CHILDREN



CASES OF REPEAT ABUSE SUBSTANTIATED REPORTS



\$5,965,932

EXPENDITURES CHILD ABUSE INVESTIGATIONS AND GENERAL PROTECTIVE SERVICES ASSESSMENTS



2020 SUBSTANTIATED FATALITIES

0/73 MALE 0 FEMALE 0

2020 SUBSTANTIATED NEAR FATALITIES

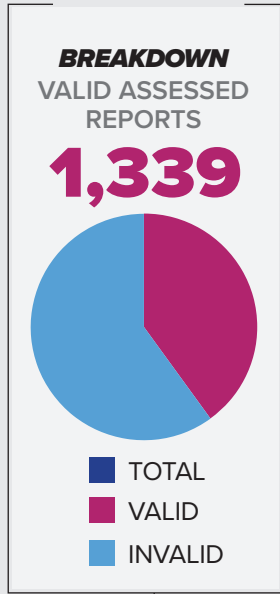
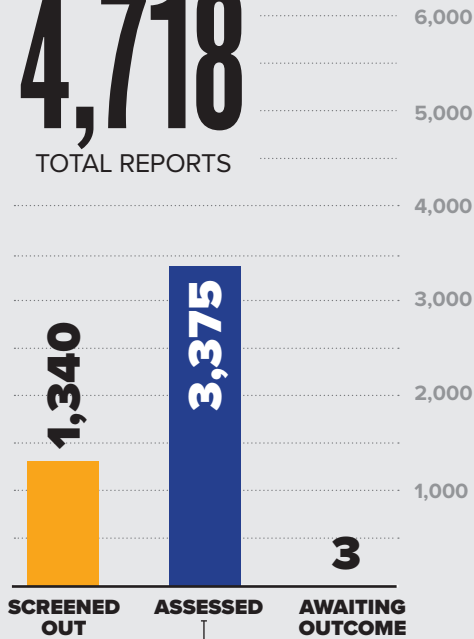
4/115 MALE 3 FEMALE 1



2020 REPORTS OF GENERAL PROTECTIVE SERVICES

4,718

TOTAL REPORTS



NUMBER OF CHILDREN ASSESSED

4,604

TOTAL

1,797

VALID

CHILDREN ASSESSED PER 1,000 CHILDREN

55.6

TOTAL

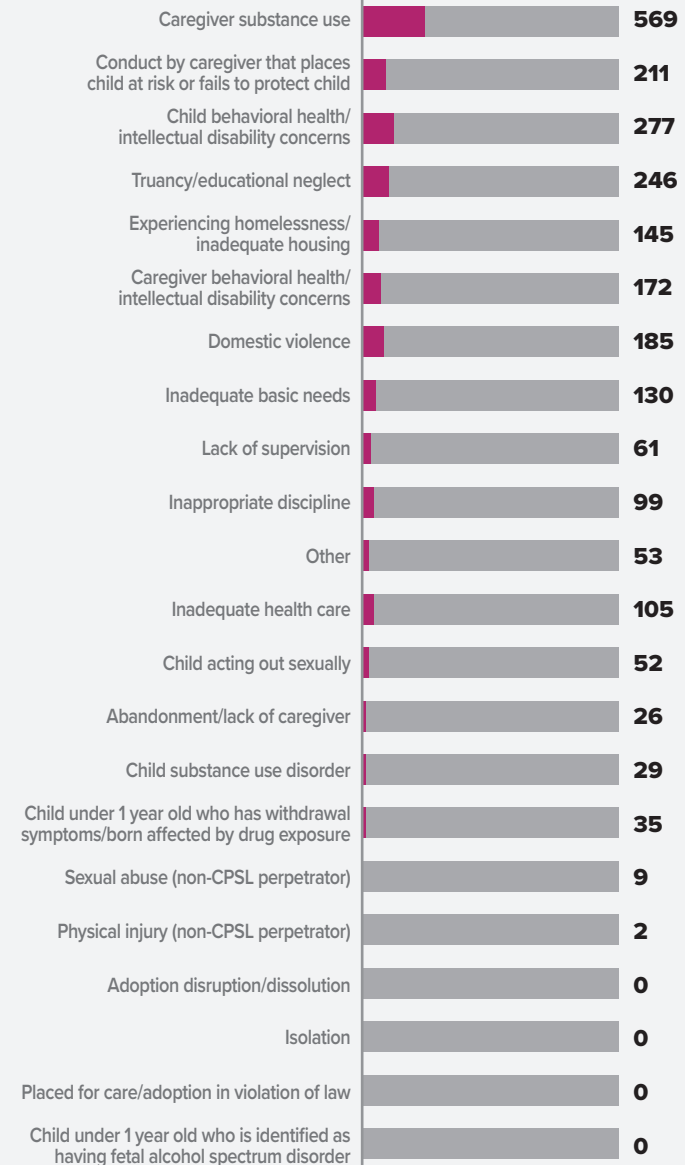
21.7

VALID

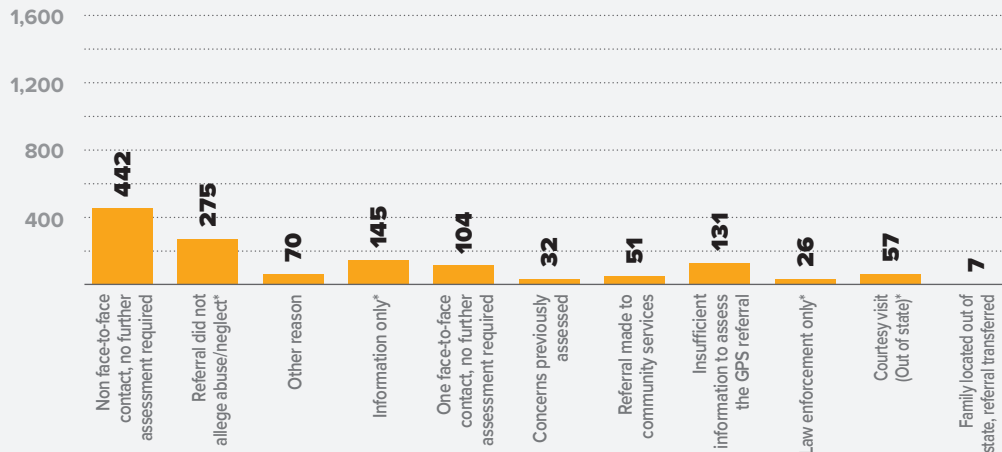
VALID GPS CONCERNS BY TYPE

2,406

TOTAL CONCERNS



BREAKDOWN REPORTS SCREENED OUT BY REASON



NOTE: Effective 10/3/3030, the screen out reasons were enhanced. This resulted in changes to some of the titles used for the Annual Report while other screen out reasons (*) were removed entirely.



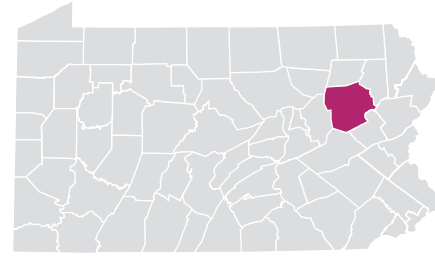
LEHIGH COUNTY

NOTES: A report may have more than one concern for each report; therefore, the total number of concerns will be greater than the total number of reports. In some reports, more than one child was assessed with valid concerns; therefore, the number of children assessed exceeds the number of valid assessed reports.

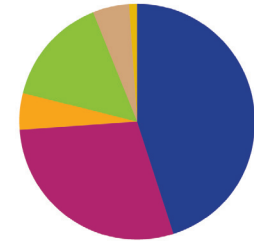


LUZERNE COUNTY

URBAN // POPULATION • 317,663 / POPULATION UNDER 18 • 62,555



TYPES OF ALLEGATIONS SUBSTANTIATED REPORTS



115 TOTAL ALLEGATIONS

- **52** (45.2%) Sexual Abuse
- **33** (28.7%) Physical Abuse/Bodily Injury
- **6** (5.2%) Reasonable Likelihood of Bodily Injury
- **17** (14.8%) Serious Physical Neglect
- **6** (5.2%) Engaging in Per Se Acts
- **0** (0.0%) Likelihood of Sexual Abuse/Exploitation
- **1** (0.9%) Serious Mental Injury
- **0** (0.0%) Severe Form of Trafficking in Persons or Sex Trafficking
- **0** (0.0%) Munchausen Syndrome by Proxy/Medical Abuse

NOTES: A report may have more than one allegation for each report; therefore, the total number of allegations will be greater than the total number of reports.

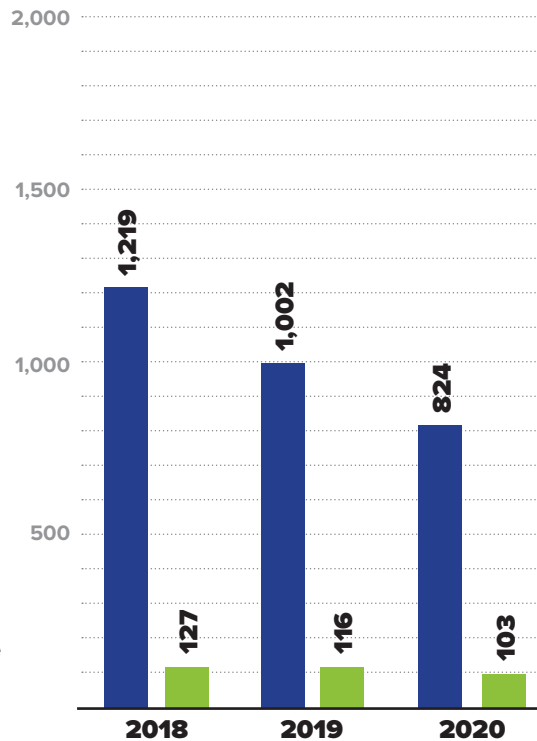
2020 REPORTS OF CHILD ABUSE

824

■ TOTAL REPORTS

103

■ SUBSTANTIATED REPORTS



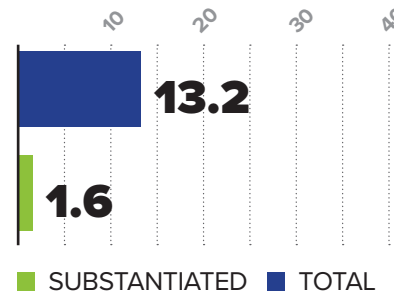
NOTE: CPS and GPS data reported were investigated and substantiated by the CCYA and may vary from statewide data which include both CCYA and OCYF Regional Office investigations.

SUBSTANTIATED REPORTS BY SEX OF VICTIM

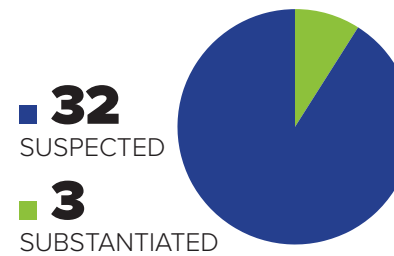
FEMALE
64
62.1%

MALE
39
37.9%

CHILD ABUSE REPORTS PER 1,000 CHILDREN



CASES OF REPEAT ABUSE SUBSTANTIATED REPORTS



\$7,853,759

EXPENDITURES CHILD ABUSE INVESTIGATIONS AND GENERAL PROTECTIVE SERVICES ASSESSMENTS



2020 SUBSTANTIATED FATALITIES

3/73 ▶ MALE **2** FEMALE **1**

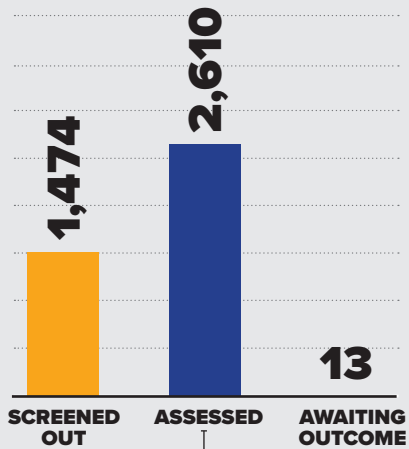
2020 SUBSTANTIATED NEAR FATALITIES

5/115 ▶ MALE **5** FEMALE **0**

2020 REPORTS OF GENERAL PROTECTIVE SERVICES

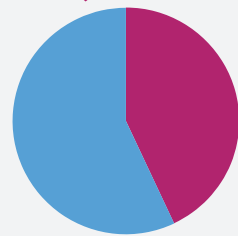
4,097

TOTAL REPORTS



BREAKDOWN VALID ASSESSED REPORTS

1,126



■ TOTAL
■ VALID
■ INVALID

NUMBER OF CHILDREN ASSESSED

3,942

TOTAL

1,649

VALID

CHILDREN ASSESSED PER 1,000 CHILDREN

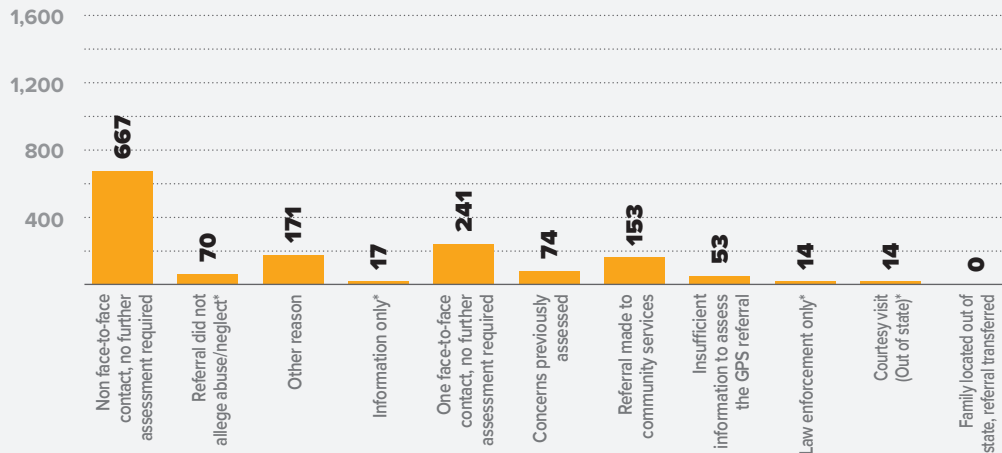
63.0

TOTAL

26.4

VALID

BREAKDOWN REPORTS SCREENED OUT BY REASON

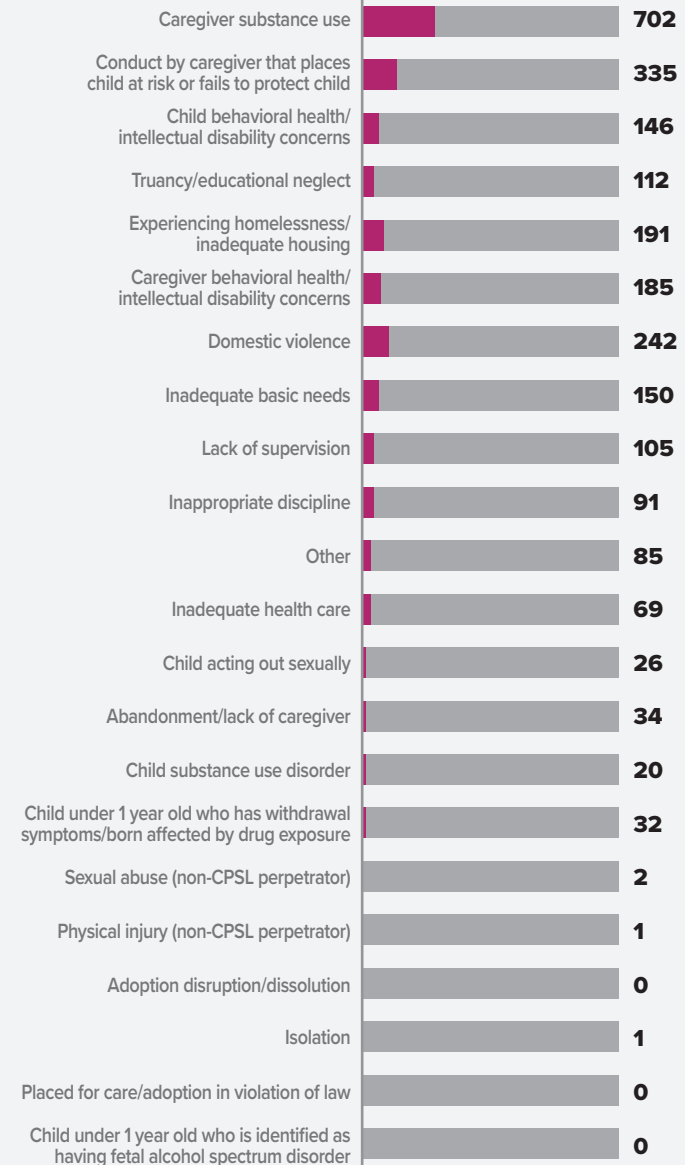


NOTE: Effective 10/3/3030, the screen out reasons were enhanced. This resulted in changes to some of the titles used for the Annual Report while other screen out reasons (*) were removed entirely.

VALID GPS CONCERNS BY TYPE

2,529

TOTAL CONCERNS



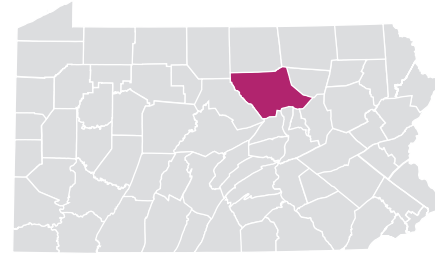
LUZERNE COUNTY

NOTES: A report may have more than one concern for each report; therefore, the total number of concerns will be greater than the total number of reports. In some reports, more than one child was assessed with valid concerns; therefore, the number of children assessed exceeds the number of valid assessed reports.

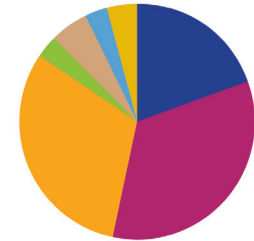


LYCOMING COUNTY

RURAL // POPULATION • 114,330 / POPULATION UNDER 18 • 23,461



TYPES OF ALLEGATIONS SUBSTANTIATED REPORTS



97 TOTAL ALLEGATIONS

- 19** (19.6%) Sexual Abuse
- 33** (34.0%) Physical Abuse/Bodily Injury
- 30** (30.9%) Reasonable Likelihood of Bodily Injury
- 3** (3.1%) Serious Physical Neglect
- 5** (5.2%) Engaging in Per Se Acts
- 3** (3.1%) Likelihood of Sexual Abuse/Exploitation
- 4** (4.1%) Serious Mental Injury
- 0** (0.0%) Severe Form of Trafficking in Persons or Sex Trafficking
- 0** (0.0%) Munchausen Syndrome by Proxy/Medical Abuse

NOTES: A report may have more than one allegation for each report; therefore, the total number of allegations will be greater than the total number of reports.

2020 REPORTS OF CHILD ABUSE

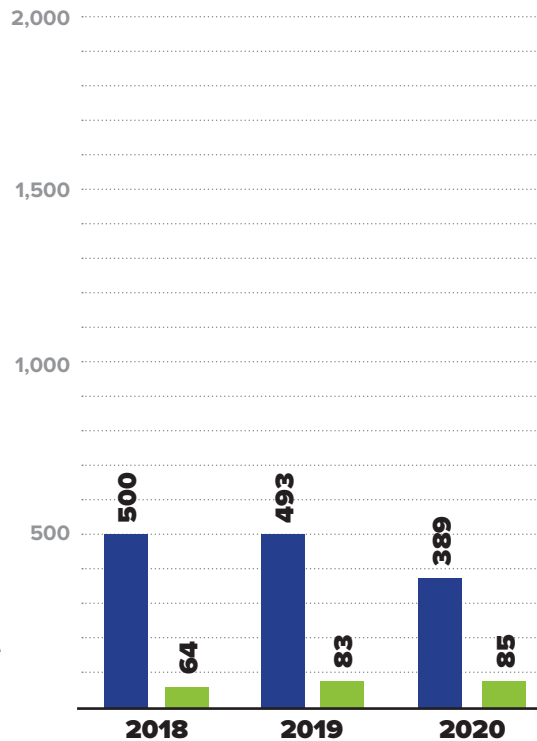
389

■ TOTAL REPORTS

85

■ SUBSTANTIATED REPORTS

NOTE: CPS and GPS data reported were investigated and substantiated by the CCYA and may vary from statewide data which include both CCYA and OCYF Regional Office investigations.

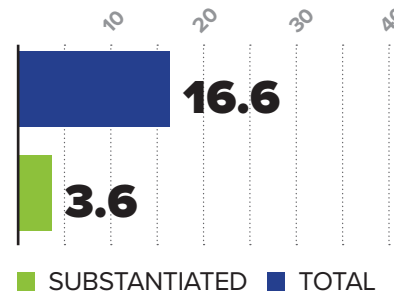


SUBSTANTIATED REPORTS BY SEX OF VICTIM

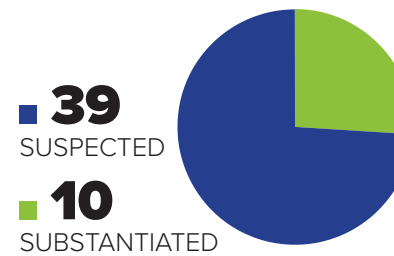
FEMALE
44
51.8%

MALE
41
48.2%

CHILD ABUSE REPORTS PER 1,000 CHILDREN



CASES OF REPEAT ABUSE SUBSTANTIATED REPORTS



\$1,996,829

EXPENDITURES CHILD ABUSE INVESTIGATIONS AND GENERAL PROTECTIVE SERVICES ASSESSMENTS



2020 SUBSTANTIATED FATALITIES

1/73 MALE 0 FEMALE 1

2020 SUBSTANTIATED NEAR FATALITIES

1/115 MALE 0 FEMALE 1

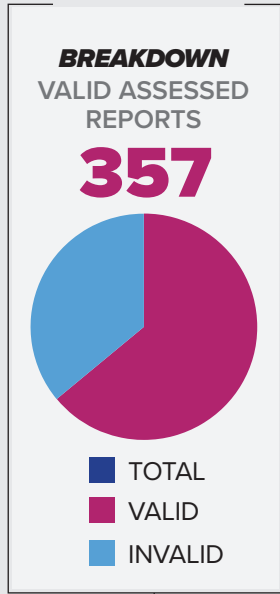
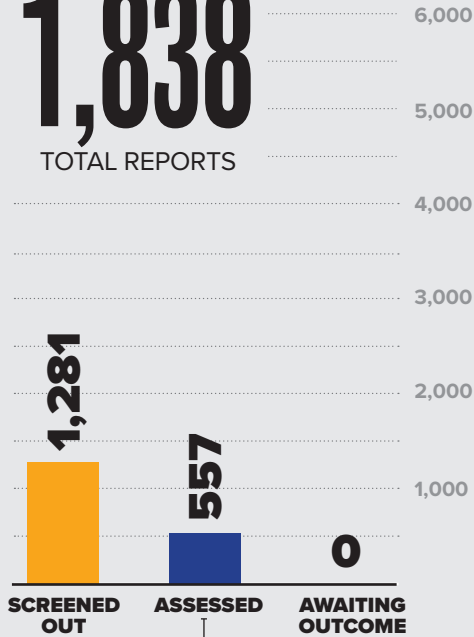


NOTES: A report may have more than one concern for each report; therefore, the total number of concerns will be greater than the total number of reports. In some reports, more than one child was assessed with valid concerns; therefore, the number of children assessed exceeds the number of valid assessed reports.

2020 REPORTS OF GENERAL PROTECTIVE SERVICES

1,838

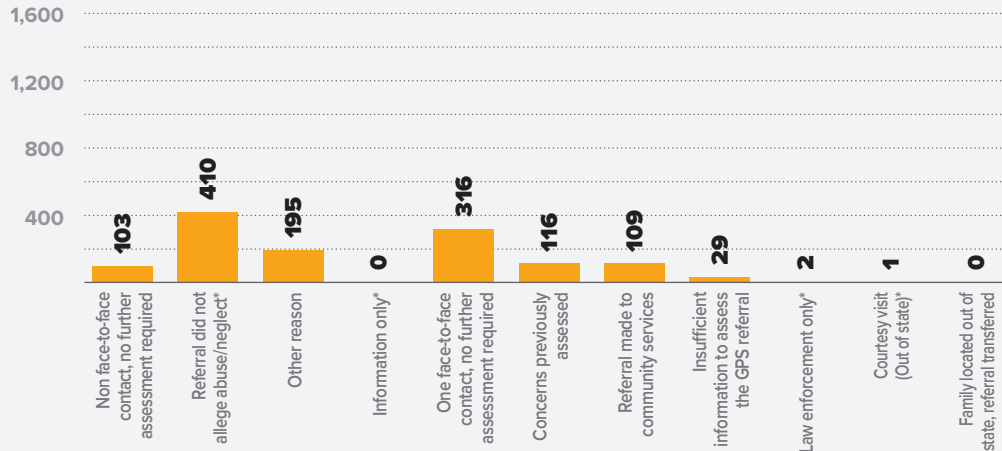
TOTAL REPORTS



NUMBER OF CHILDREN ASSESSED



BREAKDOWN REPORTS SCREENED OUT BY REASON

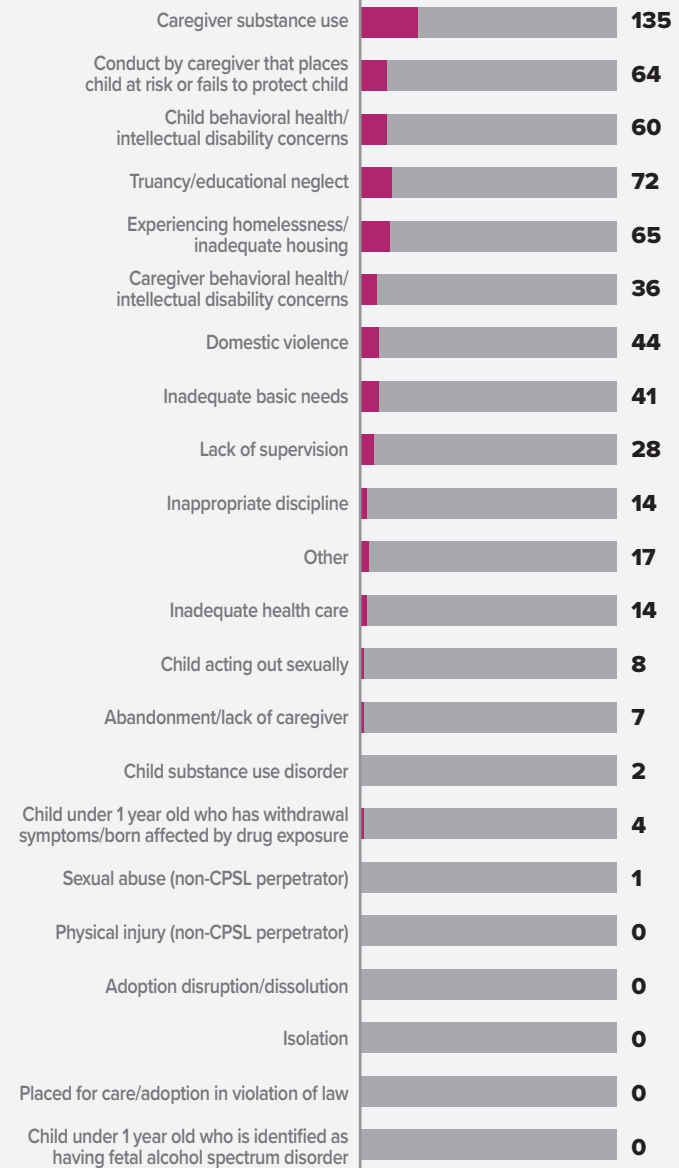


NOTE: Effective 10/3/3030, the screen out reasons were enhanced. This resulted in changes to some of the titles used for the Annual Report while other screen out reasons (*) were removed entirely.

VALID GPS CONCERNS BY TYPE

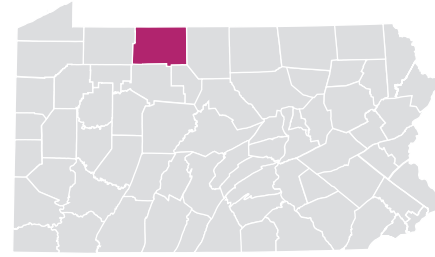
612

TOTAL CONCERNS

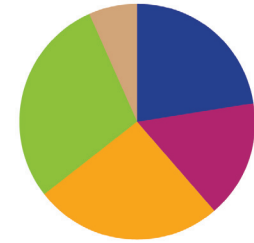


MCKEAN COUNTY

RURAL // POPULATION • 41,401 / POPULATION UNDER 18 • 8,202



TYPES OF ALLEGATIONS SUBSTANTIATED REPORTS



31 TOTAL ALLEGATIONS

- 7** (22.6%) Sexual Abuse
- 5** (16.1%) Physical Abuse/Bodily Injury
- 8** (25.8%) Reasonable Likelihood of Bodily Injury
- 9** (29.0%) Serious Physical Neglect
- 2** (6.5%) Engaging in Per Se Acts
- 0** (0.0%) Likelihood of Sexual Abuse/Exploitation
- 0** (0.0%) Serious Mental Injury
- 0** (0.0%) Severe Form of Trafficking in Persons or Sex Trafficking
- 0** (0.0%) Munchausen Syndrome by Proxy/Medical Abuse

NOTES: A report may have more than one allegation for each report; therefore, the total number of allegations will be greater than the total number of reports.

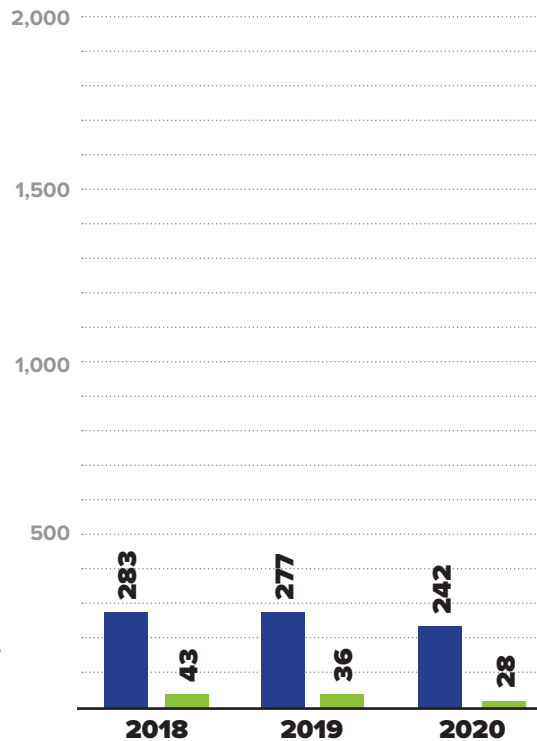
2020 REPORTS OF CHILD ABUSE

242

■ TOTAL REPORTS

28

■ SUBSTANTIATED REPORTS



NOTE: CPS and GPS data reported were investigated and substantiated by the CCYA and may vary from statewide data which include both CCYA and OCYF Regional Office investigations.

SUBSTANTIATED REPORTS BY SEX OF VICTIM

FEMALE

15

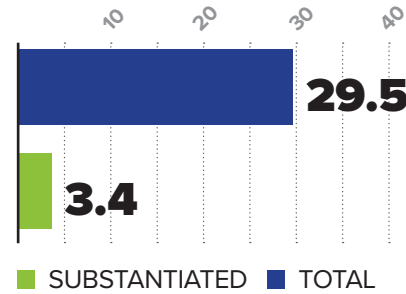
53.6%

MALE

13

46.4%

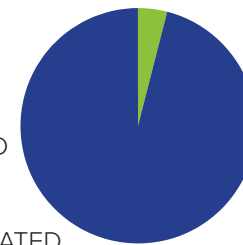
CHILD ABUSE REPORTS PER 1,000 CHILDREN



CASES OF REPEAT ABUSE SUBSTANTIATED REPORTS

24 SUSPECTED

1 SUBSTANTIATED



\$1,114,430

EXPENDITURES CHILD ABUSE INVESTIGATIONS AND GENERAL PROTECTIVE SERVICES ASSESSMENTS



2020 SUBSTANTIATED FATALITIES

0/73 MALE 0 FEMALE 0

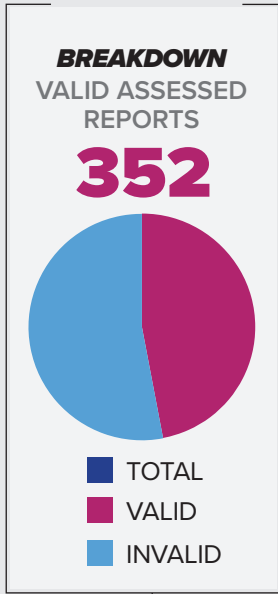
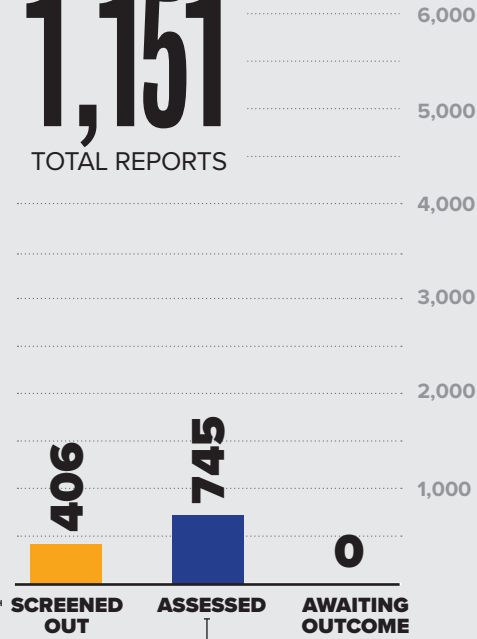
2020 SUBSTANTIATED NEAR FATALITIES

2/115 MALE 2 FEMALE 0

2020 REPORTS OF GENERAL PROTECTIVE SERVICES

1,151

TOTAL REPORTS



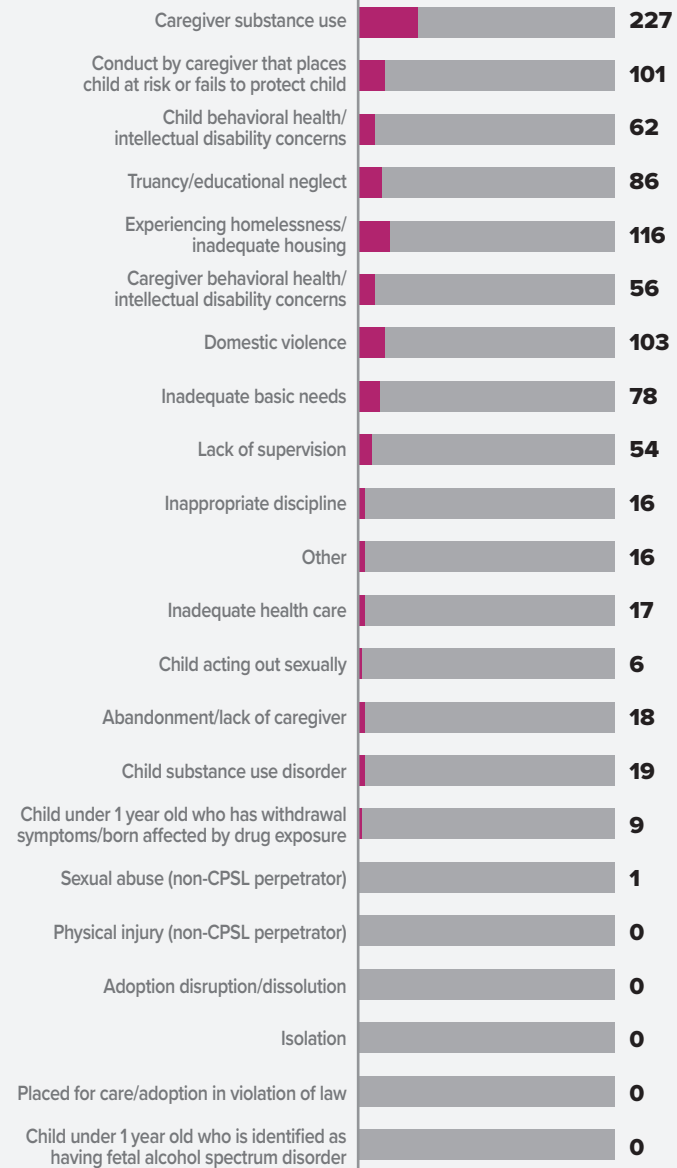
NUMBER OF CHILDREN ASSESSED



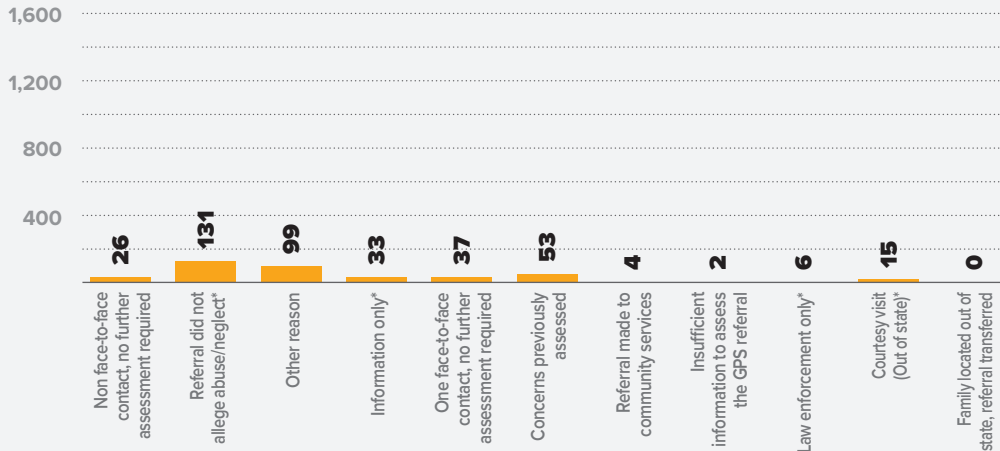
VALID GPS CONCERNS BY TYPE

985

TOTAL CONCERNS



BREAKDOWN REPORTS SCREENED OUT BY REASON



NOTE: Effective 10/3/3030, the screen out reasons were enhanced. This resulted in changes to some of the titles used for the Annual Report while other screen out reasons (*) were removed entirely.



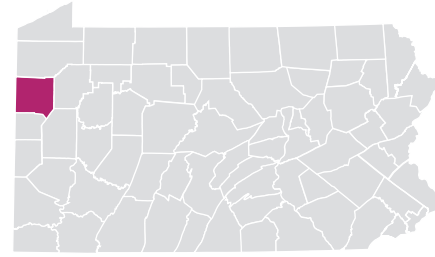
MCKEAN COUNTY

NOTES: A report may have more than one concern for each report; therefore, the total number of concerns will be greater than the total number of reports. In some reports, more than one child was assessed with valid concerns; therefore, the number of children assessed exceeds the number of valid assessed reports.

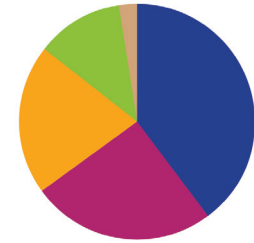


MERCER COUNTY

RURAL // POPULATION • 111,518 / POPULATION UNDER 18 • 21,873



TYPES OF ALLEGATIONS SUBSTANTIATED REPORTS



83 TOTAL ALLEGATIONS

- **33** (39.8%) Sexual Abuse
- **21** (25.3%) Physical Abuse/Bodily Injury
- **17** (20.5%) Reasonable Likelihood of Bodily Injury
- **10** (12.0%) Serious Physical Neglect
- **2** (2.4%) Engaging in Per Se Acts
- **0** (0.0%) Likelihood of Sexual Abuse/Exploitation
- **0** (0.0%) Serious Mental Injury
- **0** (0.0%) Severe Form of Trafficking in Persons or Sex Trafficking
- **0** (0.0%) Munchausen Syndrome by Proxy/Medical Abuse

NOTES: A report may have more than one allegation for each report; therefore, the total number of allegations will be greater than the total number of reports.

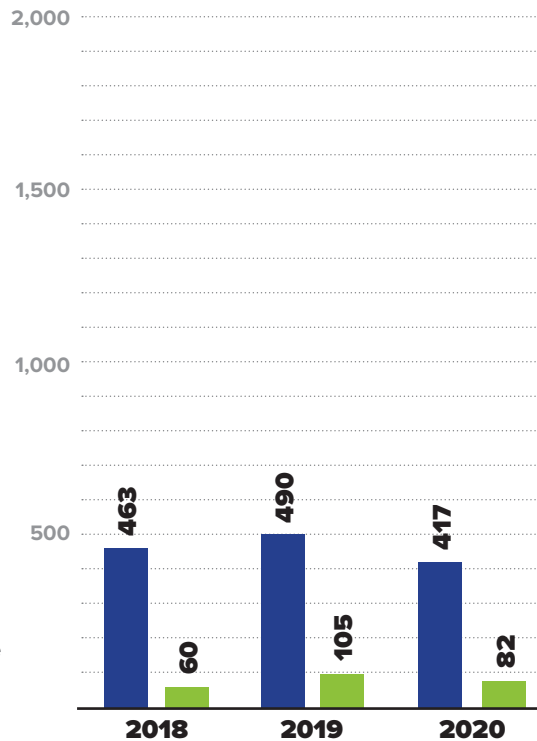
2020 REPORTS OF CHILD ABUSE

417

■ TOTAL REPORTS

82

■ SUBSTANTIATED REPORTS



NOTE: CPS and GPS data reported were investigated and substantiated by the CCYA and may vary from statewide data which include both CCYA and OCYF Regional Office investigations.

SUBSTANTIATED REPORTS BY SEX OF VICTIM

FEMALE

49

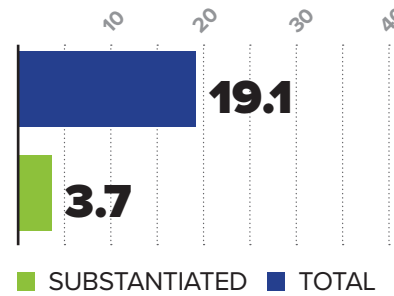
59.8%

MALE

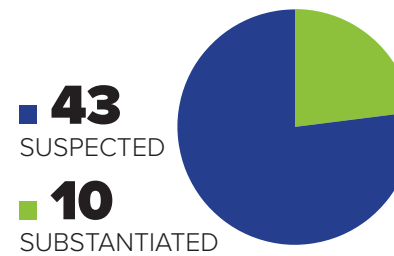
33

40.2%

CHILD ABUSE REPORTS PER 1,000 CHILDREN



CASES OF REPEAT ABUSE SUBSTANTIATED REPORTS



\$1,463,261

EXPENDITURES CHILD ABUSE INVESTIGATIONS AND GENERAL PROTECTIVE SERVICES ASSESSMENTS



2020 SUBSTANTIATED FATALITIES

0/73 MALE 0 FEMALE 0

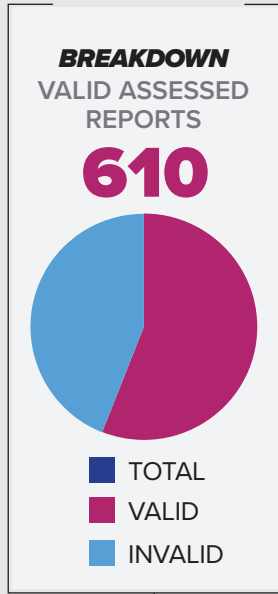
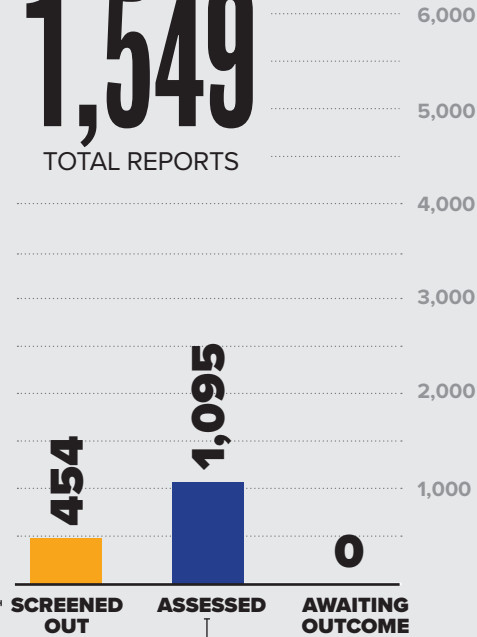
2020 SUBSTANTIATED NEAR FATALITIES

2/115 MALE 1 FEMALE 1

2020 REPORTS OF GENERAL PROTECTIVE SERVICES

1,549

TOTAL REPORTS



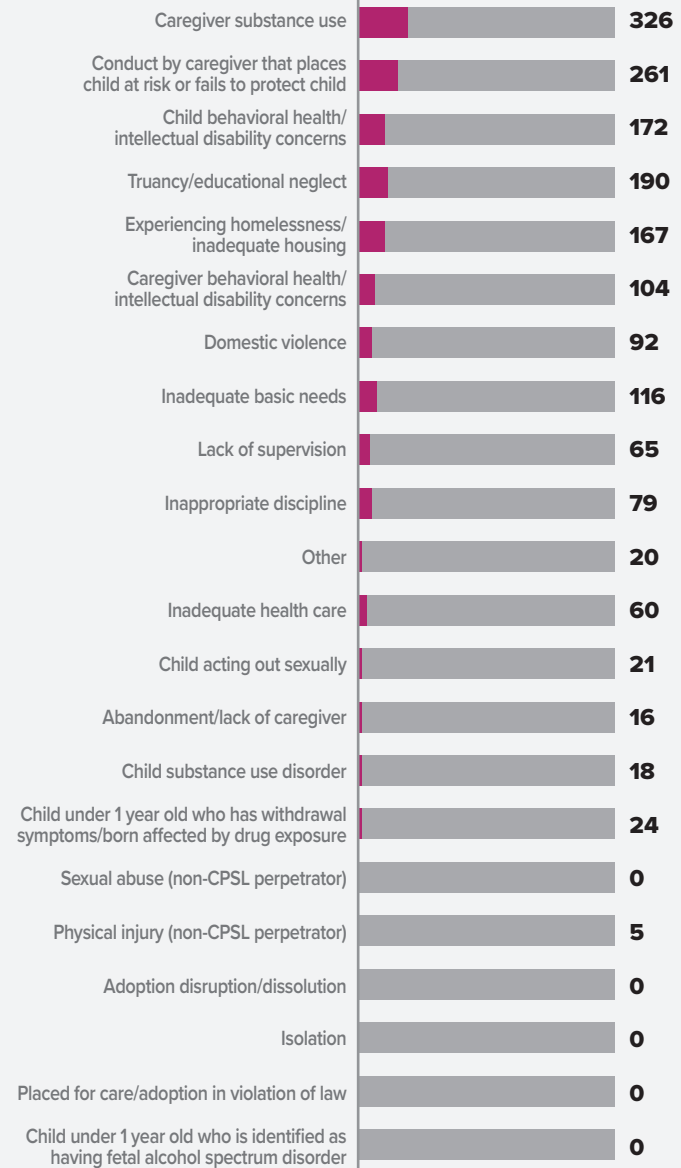
NUMBER OF CHILDREN ASSESSED



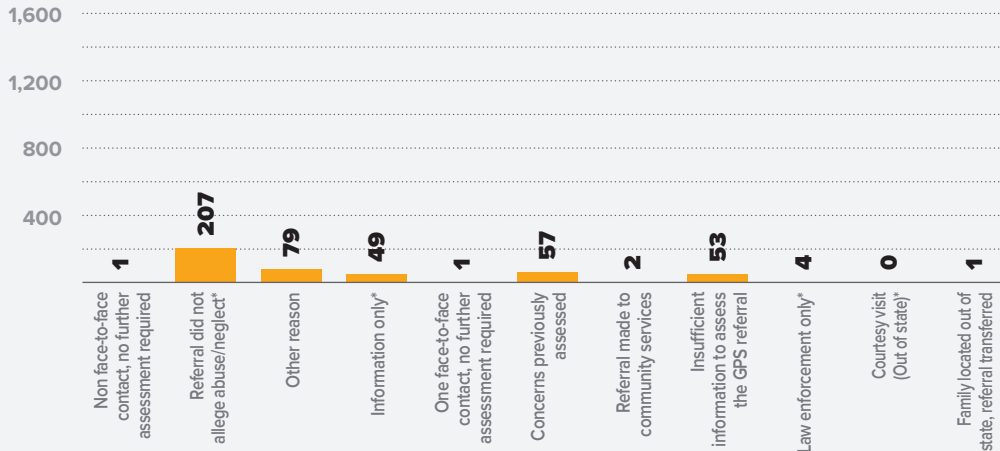
VALID GPS CONCERNS BY TYPE

1,736

TOTAL CONCERNS



BREAKDOWN REPORTS SCREENED OUT BY REASON



NOTE: Effective 10/3/3030, the screen out reasons were enhanced. This resulted in changes to some of the titles used for the Annual Report while other screen out reasons (*) were removed entirely.

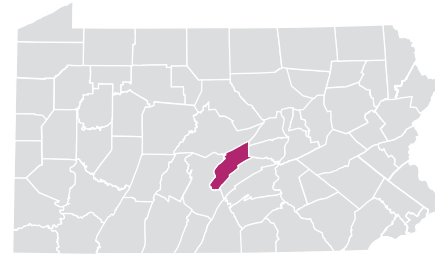


MERCER COUNTY

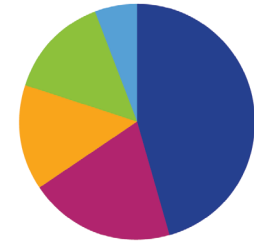
NOTES: A report may have more than one concern for each report; therefore, the total number of concerns will be greater than the total number of reports. In some reports, more than one child was assessed with valid concerns; therefore, the number of children assessed exceeds the number of valid assessed reports.

MIFFLIN COUNTY

RURAL // POPULATION • 46,276 / POPULATION UNDER 18 • 10,390



TYPES OF ALLEGATIONS SUBSTANTIATED REPORTS



35 TOTAL ALLEGATIONS

- **16** (45.7%) Sexual Abuse
- **7** (20.0%) Physical Abuse/Bodily Injury
- **5** (14.3%) Reasonable Likelihood of Bodily Injury
- **5** (14.3%) Serious Physical Neglect
- **0** (0.0%) Engaging in Per Se Acts
- **2** (5.7%) Likelihood of Sexual Abuse/Exploitation
- **0** (0.0%) Serious Mental Injury
- **0** (0.0%) Severe Form of Trafficking in Persons or Sex Trafficking
- **0** (0.0%) Munchausen Syndrome by Proxy/Medical Abuse

NOTES: A report may have more than one allegation for each report; therefore, the total number of allegations will be greater than the total number of reports.

2020 REPORTS OF CHILD ABUSE

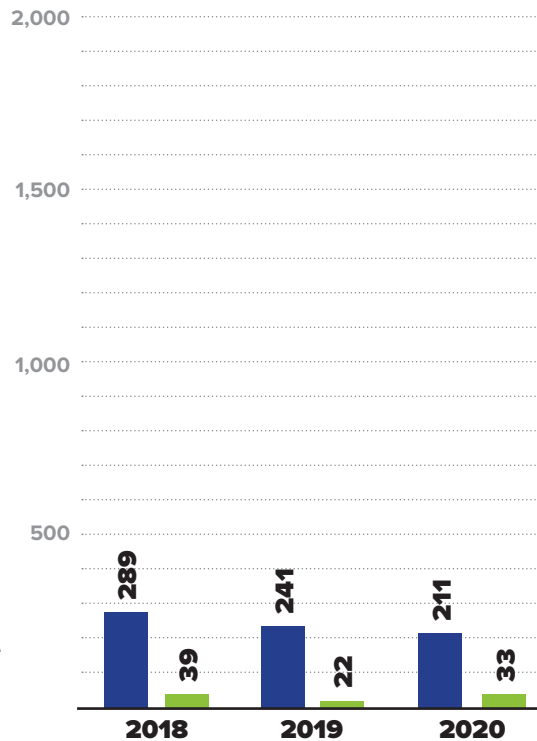
211

■ TOTAL REPORTS

33

■ SUBSTANTIATED REPORTS

NOTE: CPS and GPS data reported were investigated and substantiated by the CCYA and may vary from statewide data which include both CCYA and OCYF Regional Office investigations.



SUBSTANTIATED REPORTS BY SEX OF VICTIM

FEMALE

22

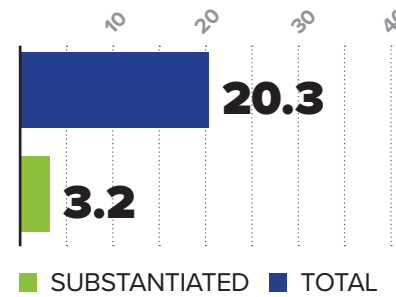
66.7%

MALE

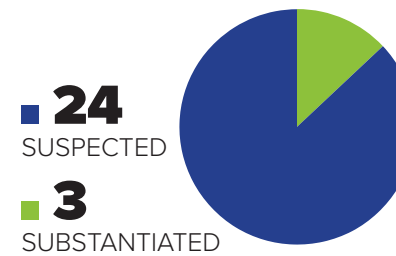
11

33.3%

CHILD ABUSE REPORTS PER 1,000 CHILDREN



CASES OF REPEAT ABUSE SUBSTANTIATED REPORTS



\$1,630,338

EXPENDITURES CHILD ABUSE INVESTIGATIONS AND GENERAL PROTECTIVE SERVICES ASSESSMENTS



2020 SUBSTANTIATED FATALITIES

1/73 MALE 1 FEMALE 0

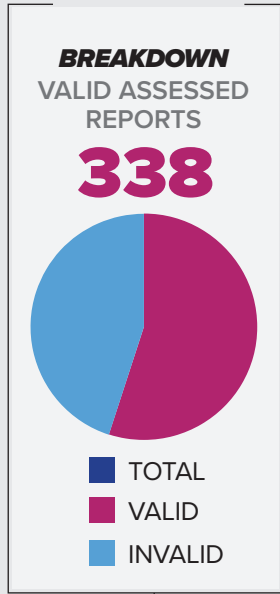
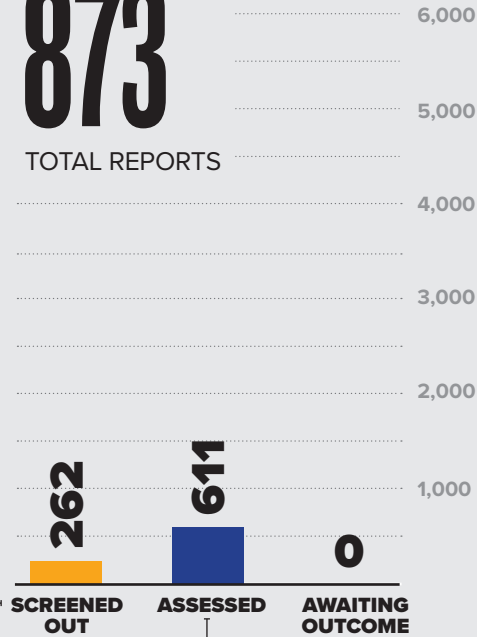
2020 SUBSTANTIATED NEAR FATALITIES

0/115 MALE 0 FEMALE 0

2020 REPORTS OF GENERAL PROTECTIVE SERVICES

873

TOTAL REPORTS



NUMBER OF CHILDREN ASSESSED

1,016
TOTAL

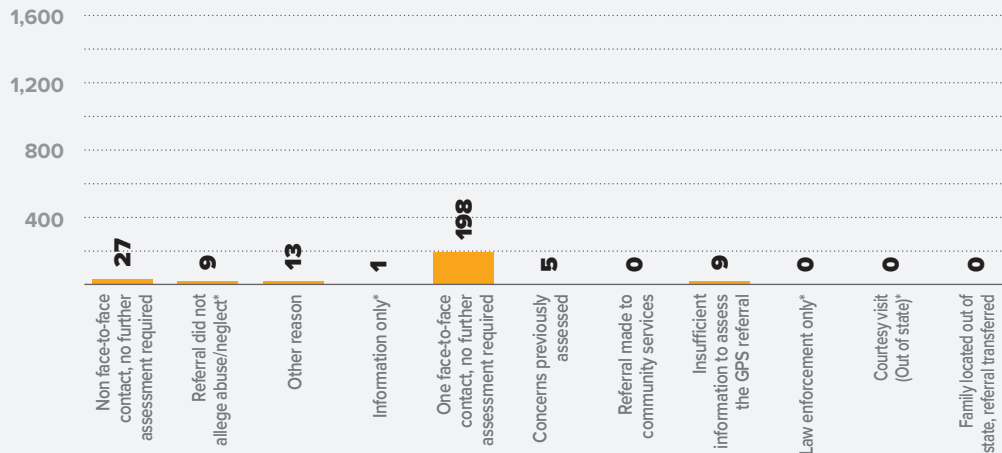
536
VALID

CHILDREN ASSESSED PER 1,000 CHILDREN

97.8
TOTAL

51.6
VALID

BREAKDOWN REPORTS SCREENED OUT BY REASON

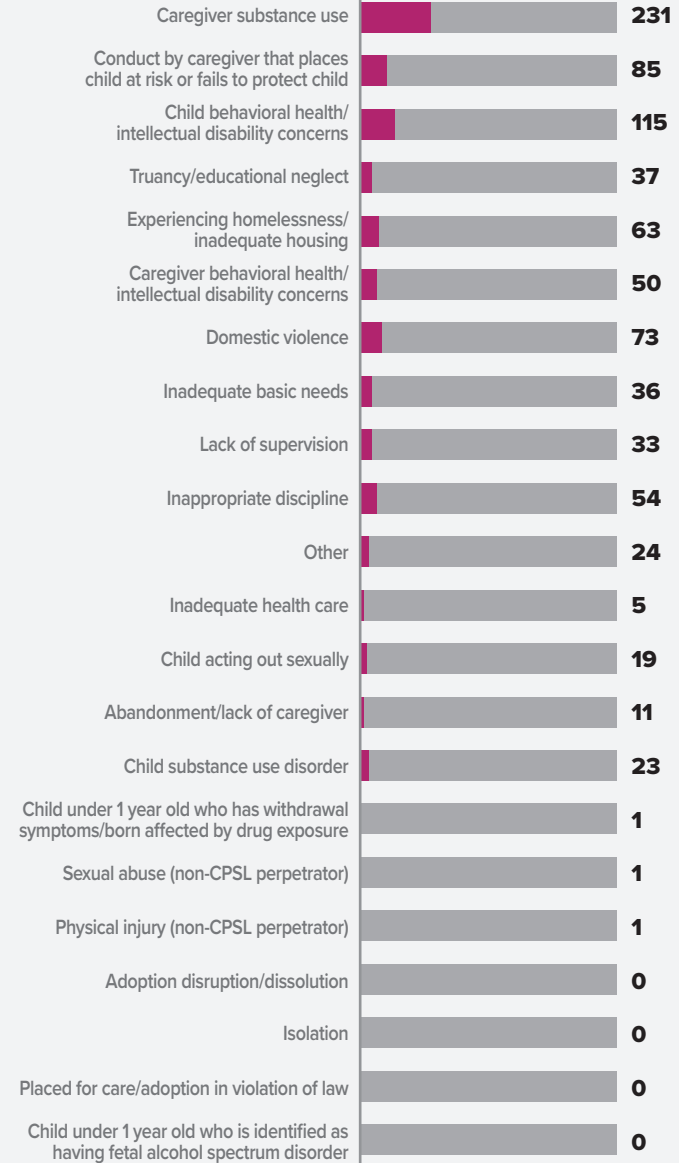


NOTE: Effective 10/3/3030, the screen out reasons were enhanced. This resulted in changes to some of the titles used for the Annual Report while other screen out reasons (*) were removed entirely.

VALID GPS CONCERNS BY TYPE

862

TOTAL CONCERNS



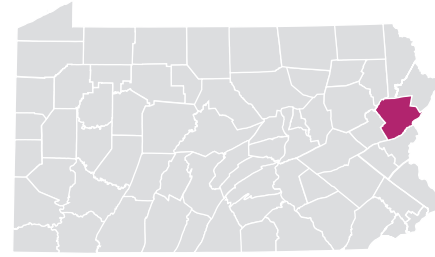
MIFFLIN COUNTY

NOTES: A report may have more than one concern for each report; therefore, the total number of concerns will be greater than the total number of reports. In some reports, more than one child was assessed with valid concerns; therefore, the number of children assessed exceeds the number of valid assessed reports.

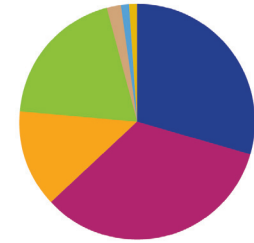


MONROE COUNTY

RURAL // POPULATION • 168,032 / POPULATION UNDER 18 • 33,335



TYPES OF ALLEGATIONS SUBSTANTIATED REPORTS



98 TOTAL ALLEGATIONS

- 29** (29.6%) Sexual Abuse
- 33** (33.7%) Physical Abuse/Bodily Injury
- 13** (13.3%) Reasonable Likelihood of Bodily Injury
- 19** (19.4%) Serious Physical Neglect
- 2** (2.0%) Engaging in Per Se Acts
- 1** (1.0%) Likelihood of Sexual Abuse/Exploitation
- 1** (1.0%) Serious Mental Injury
- 0** (0.0%) Severe Form of Trafficking in Persons or Sex Trafficking
- 0** (0.0%) Munchausen Syndrome by Proxy/Medical Abuse

NOTES: A report may have more than one allegation for each report; therefore, the total number of allegations will be greater than the total number of reports.

2020 REPORTS OF CHILD ABUSE

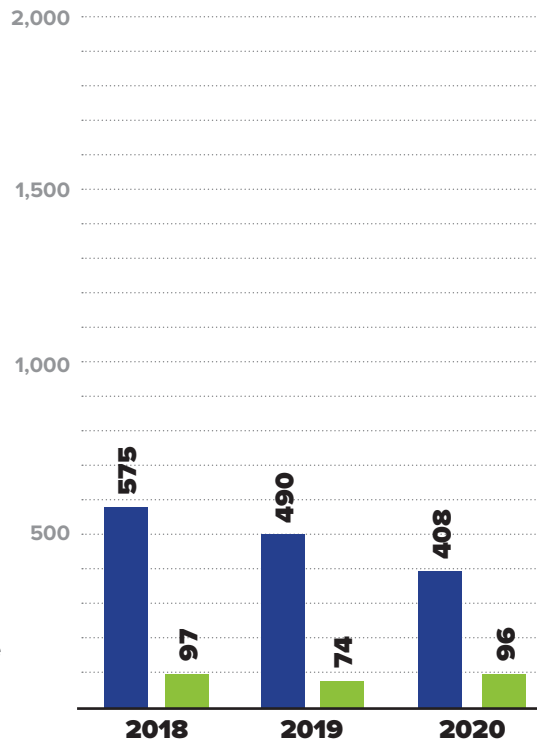
408

■ TOTAL REPORTS

96

■ SUBSTANTIATED REPORTS

NOTE: CPS and GPS data reported were investigated and substantiated by the CCYA and may vary from statewide data which include both CCYA and OCYF Regional Office investigations.



SUBSTANTIATED REPORTS BY SEX OF VICTIM

FEMALE

60

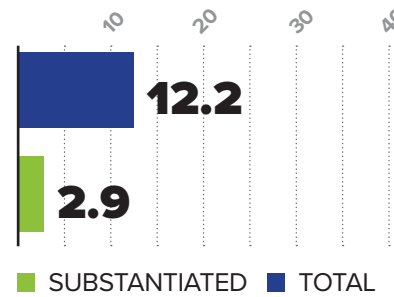
62.5%

MALE

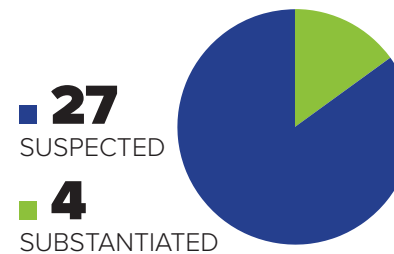
36

37.5%

CHILD ABUSE REPORTS PER 1,000 CHILDREN



CASES OF REPEAT ABUSE SUBSTANTIATED REPORTS



\$3,949,688

EXPENDITURES CHILD ABUSE INVESTIGATIONS AND GENERAL PROTECTIVE SERVICES ASSESSMENTS



2020 SUBSTANTIATED FATALITIES

2/73 MALE 0 FEMALE 2

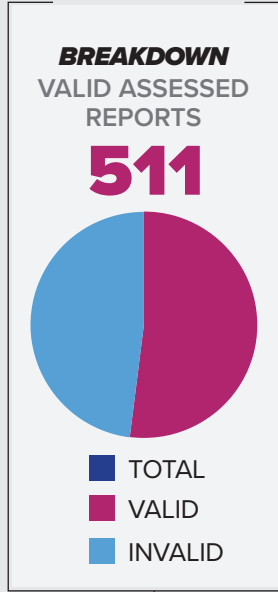
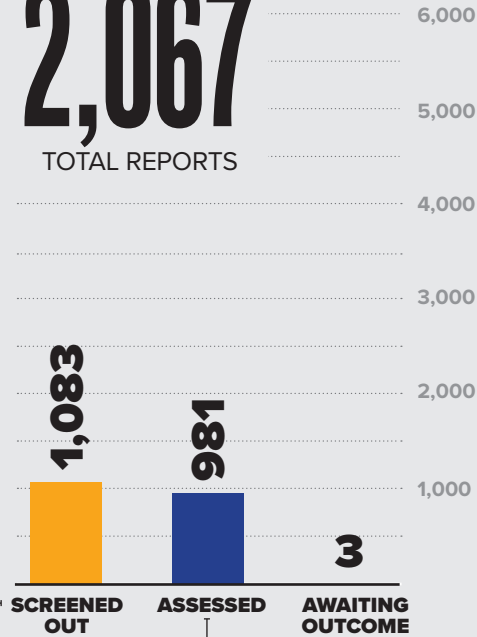
2020 SUBSTANTIATED NEAR FATALITIES

2/115 MALE 1 FEMALE 1

2020 REPORTS OF GENERAL PROTECTIVE SERVICES

2,067

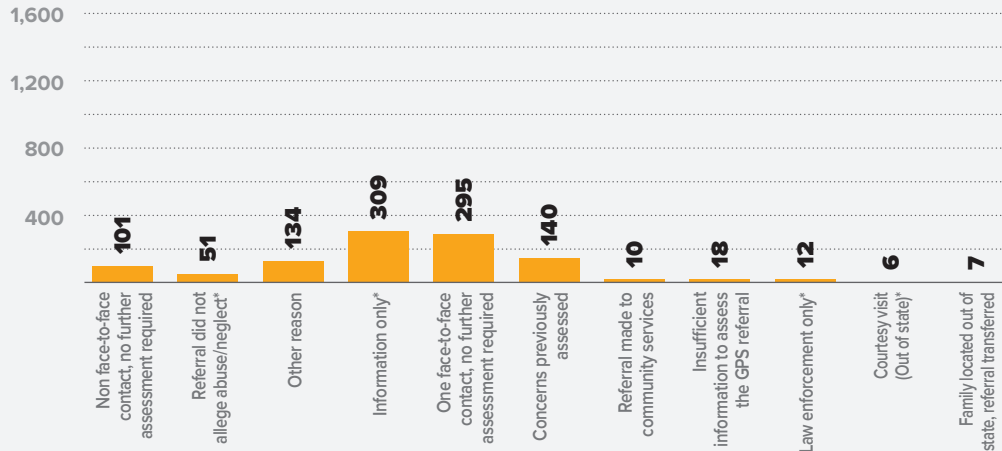
TOTAL REPORTS



NUMBER OF CHILDREN ASSESSED



BREAKDOWN REPORTS SCREENED OUT BY REASON

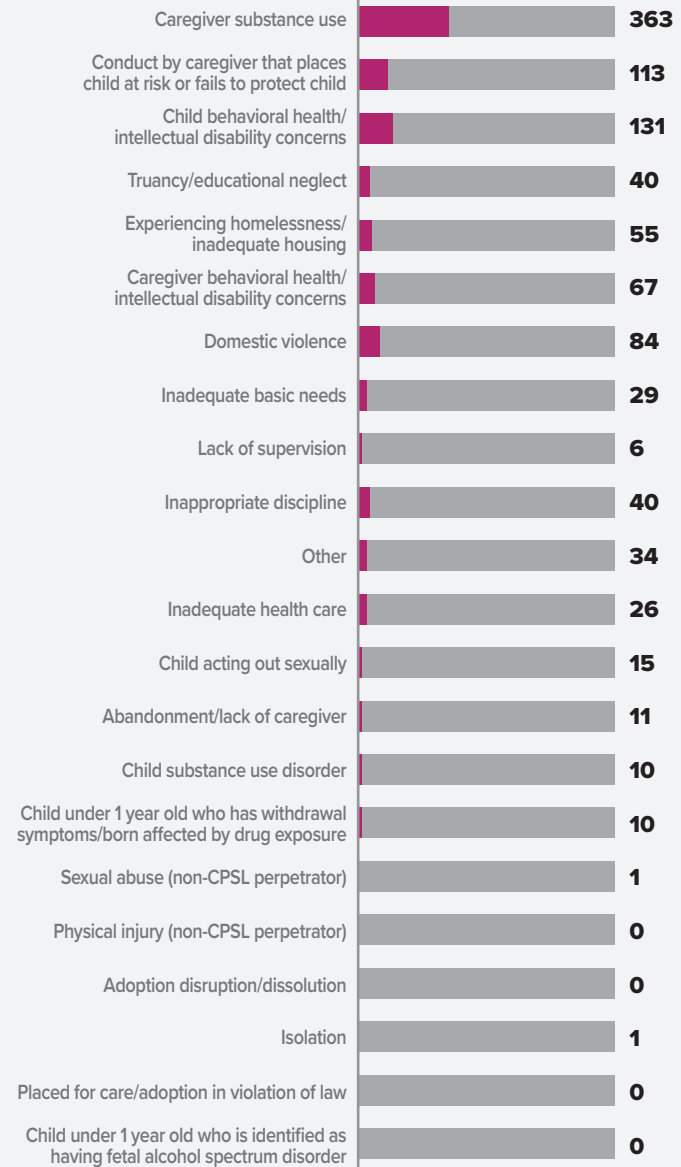


NOTE: Effective 10/3/3030, the screen out reasons were enhanced. This resulted in changes to some of the titles used for the Annual Report while other screen out reasons (*) were removed entirely.

VALID GPS CONCERNS BY TYPE

1,036

TOTAL CONCERNS

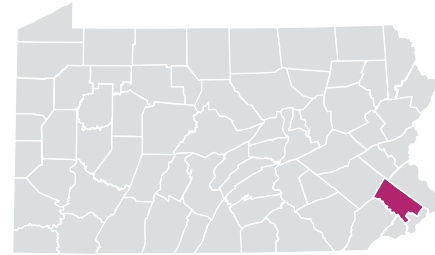


MONROE COUNTY

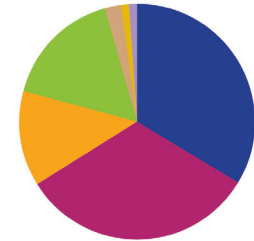
NOTES: A report may have more than one concern for each report; therefore, the total number of concerns will be greater than the total number of reports. In some reports, more than one child was assessed with valid concerns; therefore, the number of children assessed exceeds the number of valid assessed reports.

MONTGOMERY COUNTY

URBAN // POPULATION • 823,823 / POPULATION UNDER 18 • 178,656



TYPES OF ALLEGATIONS SUBSTANTIATED REPORTS



92 TOTAL ALLEGATIONS

- 31** (33.7%) Sexual Abuse
- 30** (32.6%) Physical Abuse/Bodily Injury
- 12** (13.0%) Reasonable Likelihood of Bodily Injury
- 15** (16.3%) Serious Physical Neglect
- 2** (2.2%) Engaging in Per Se Acts
- 0** (0.0%) Likelihood of Sexual Abuse/Exploitation
- 1** (1.1%) Serious Mental Injury
- 1** (1.1%) Severe Form of Trafficking in Persons or Sex Trafficking
- 0** (0.0%) Munchausen Syndrome by Proxy/Medical Abuse

NOTES: A report may have more than one allegation for each report; therefore, the total number of allegations will be greater than the total number of reports.

2020 REPORTS OF CHILD ABUSE

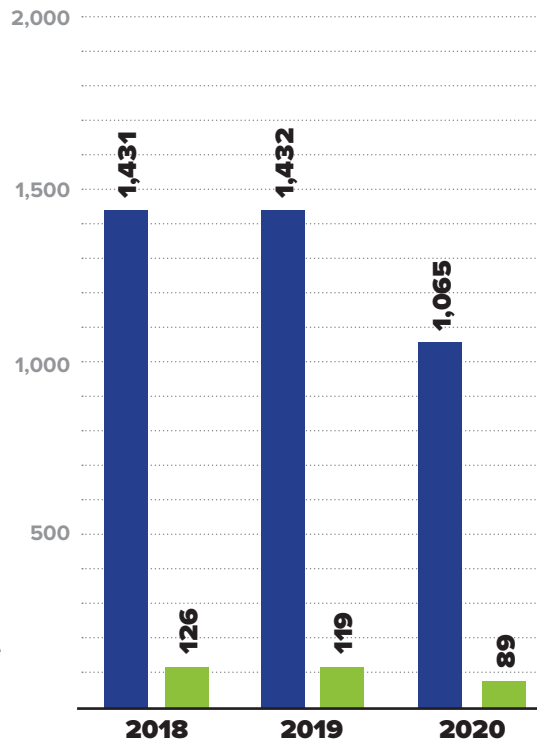
1,065

■ TOTAL REPORTS

89

■ SUBSTANTIATED REPORTS

NOTE: CPS and GPS data reported were investigated and substantiated by the CCYA and may vary from statewide data which include both CCYA and OCYF Regional Office investigations.

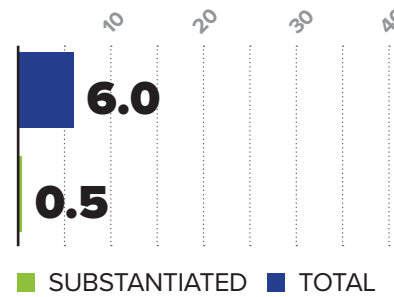


SUBSTANTIATED REPORTS BY SEX OF VICTIM

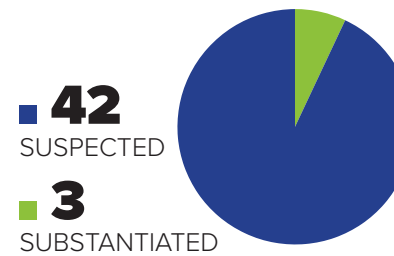
FEMALE
46
51.7%

MALE
43
48.3%

CHILD ABUSE REPORTS PER 1,000 CHILDREN



CASES OF REPEAT ABUSE SUBSTANTIATED REPORTS



\$2,968,598

EXPENDITURES CHILD ABUSE INVESTIGATIONS AND GENERAL PROTECTIVE SERVICES ASSESSMENTS



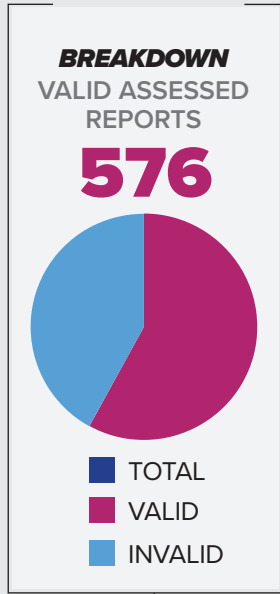
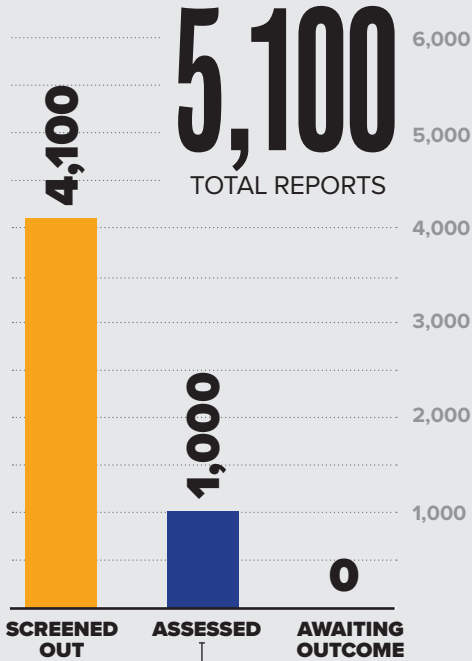
2020 SUBSTANTIATED FATALITIES

2/73 MALE **1** FEMALE **1**

2020 SUBSTANTIATED NEAR FATALITIES

5/115 MALE **3** FEMALE **2**

2020 REPORTS OF GENERAL PROTECTIVE SERVICES



NUMBER OF CHILDREN ASSESSED

1,474 TOTAL

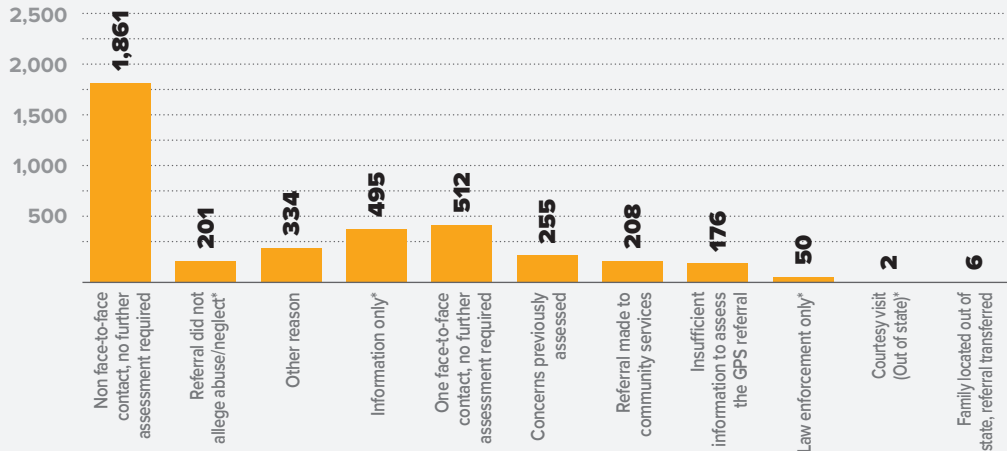
831 VALID

CHILDREN ASSESSED PER 1,000 CHILDREN

8.3 TOTAL

4.7 VALID

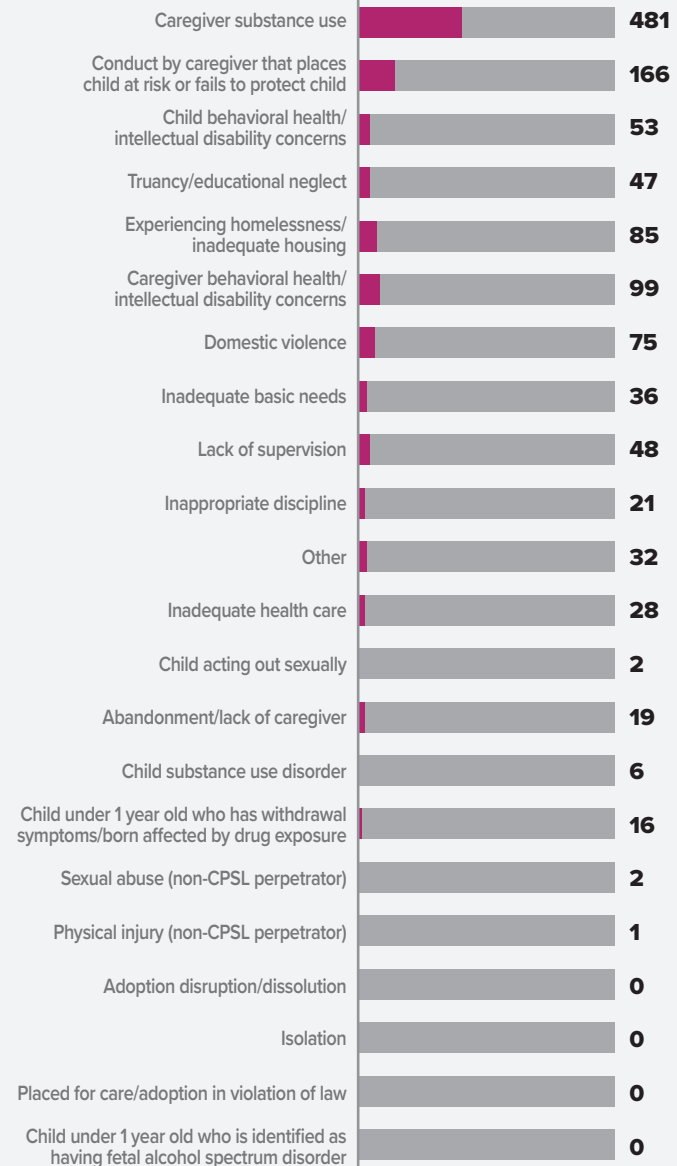
BREAKDOWN REPORTS SCREENED OUT BY REASON



NOTE: Effective 10/3/3030, the screen out reasons were enhanced. This resulted in changes to some of the titles used for the Annual Report while other screen out reasons (*) were removed entirely.

VALID GPS CONCERNS BY TYPE

1,217
TOTAL CONCERNS

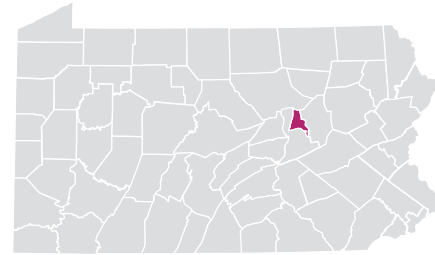


MONTGOMERY COUNTY

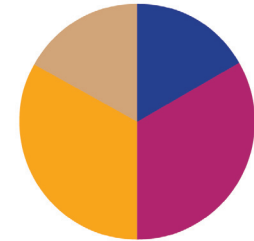
NOTES: A report may have more than one concern for each report; therefore, the total number of concerns will be greater than the total number of reports. In some reports, more than one child was assessed with valid concerns; therefore, the number of children assessed exceeds the number of valid assessed reports.

MONTOUR COUNTY

RURAL // POPULATION • 18,259 / POPULATION UNDER 18 • 3,697



TYPES OF ALLEGATIONS SUBSTANTIATED REPORTS



6 TOTAL ALLEGATIONS

- **1** (16.7%) Sexual Abuse
- **2** (33.3%) Physical Abuse/Bodily Injury
- **2** (33.3%) Reasonable Likelihood of Bodily Injury
- **0** (0.0%) Serious Physical Neglect
- **1** (16.7%) Engaging in Per Se Acts
- **0** (0.0%) Likelihood of Sexual Abuse/Exploitation
- **0** (0.0%) Serious Mental Injury
- **0** (0.0%) Severe Form of Trafficking in Persons or Sex Trafficking
- **0** (0.0%) Munchausen Syndrome by Proxy/Medical Abuse

NOTES: A report may have more than one allegation for each report; therefore, the total number of allegations will be greater than the total number of reports.

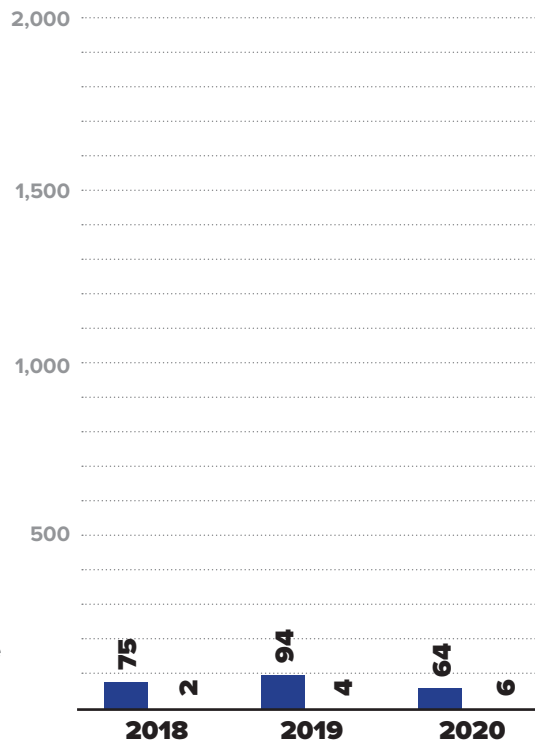
2020 REPORTS OF CHILD ABUSE

64

■ TOTAL REPORTS

6

■ SUBSTANTIATED REPORTS



NOTE: CPS and GPS data reported were investigated and substantiated by the CCYA and may vary from statewide data which include both CCYA and OCYF Regional Office investigations.

SUBSTANTIATED REPORTS BY SEX OF VICTIM

FEMALE

4

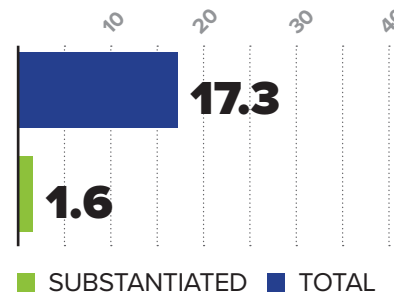
66.7%

MALE

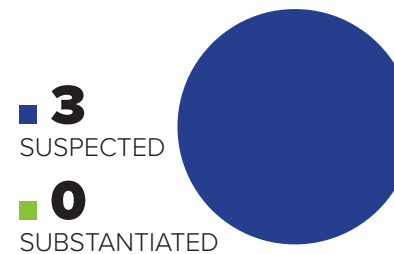
2

33.3%

CHILD ABUSE REPORTS PER 1,000 CHILDREN



CASES OF REPEAT ABUSE SUBSTANTIATED REPORTS



\$240,291

EXPENDITURES CHILD ABUSE INVESTIGATIONS AND GENERAL PROTECTIVE SERVICES ASSESSMENTS



2020 SUBSTANTIATED FATALITIES

0/73 MALE FEMALE

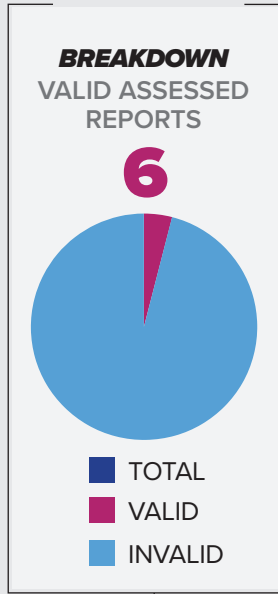
2020 SUBSTANTIATED NEAR FATALITIES

0/115 MALE FEMALE

2020 REPORTS OF GENERAL PROTECTIVE SERVICES

246

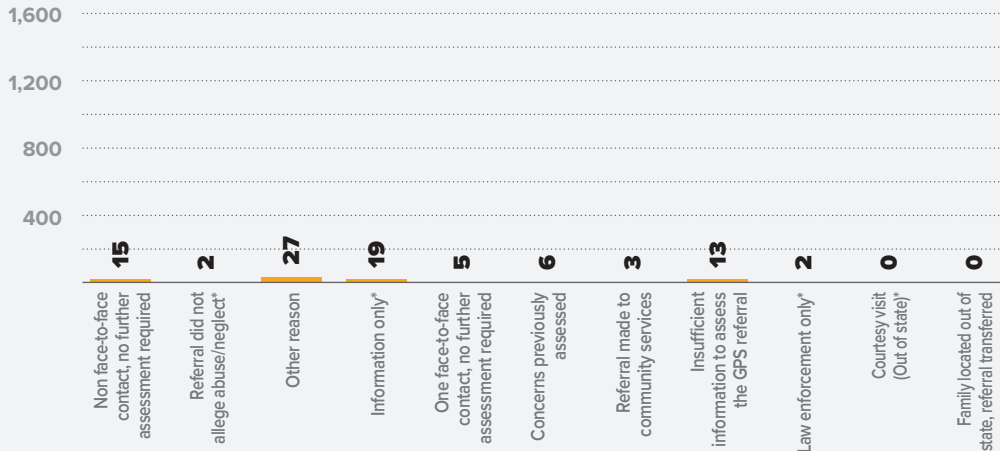
TOTAL REPORTS



NUMBER OF CHILDREN ASSESSED



BREAKDOWN REPORTS SCREENED OUT BY REASON

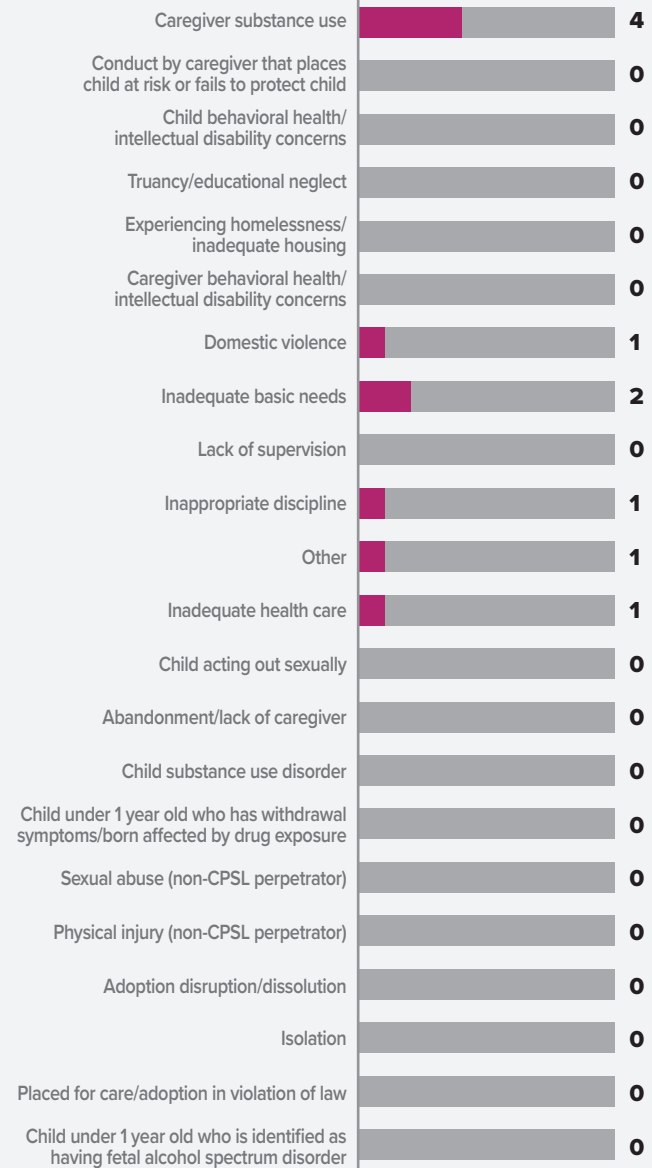


NOTE: Effective 10/3/3030, the screen out reasons were enhanced. This resulted in changes to some of the titles used for the Annual Report while other screen out reasons (*) were removed entirely.

VALID GPS CONCERNS BY TYPE

10

TOTAL CONCERNS



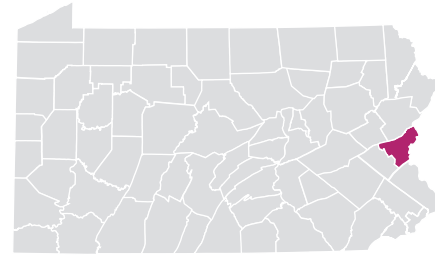
MONTOUR COUNTY

NOTES: A report may have more than one concern for each report; therefore, the total number of concerns will be greater than the total number of reports. In some reports, more than one child was assessed with valid concerns; therefore, the number of children assessed exceeds the number of valid assessed reports.

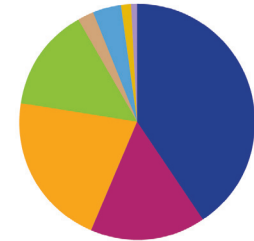


NORTHAMPTON COUNTY

URBAN // POPULATION • 302,809 / POPULATION UNDER 18 • 60,725



TYPES OF ALLEGATIONS SUBSTANTIATED REPORTS



133 TOTAL ALLEGATIONS

- 54** (40.6%) Sexual Abuse
- 21** (15.8%) Physical Abuse/Bodily Injury
- 28** (21.1%) Reasonable Likelihood of Bodily Injury
- 19** (14.3%) Serious Physical Neglect
- 3** (2.3%) Engaging in Per Se Acts
- 5** (3.8%) Likelihood of Sexual Abuse/Exploitation
- 2** (1.5%) Serious Mental Injury
- 1** (0.8%) Severe Form of Trafficking in Persons or Sex Trafficking
- 0** (0.0%) Munchausen Syndrome by Proxy/Medical Abuse

NOTES: A report may have more than one allegation for each report; therefore, the total number of allegations will be greater than the total number of reports.

2020 REPORTS OF CHILD ABUSE

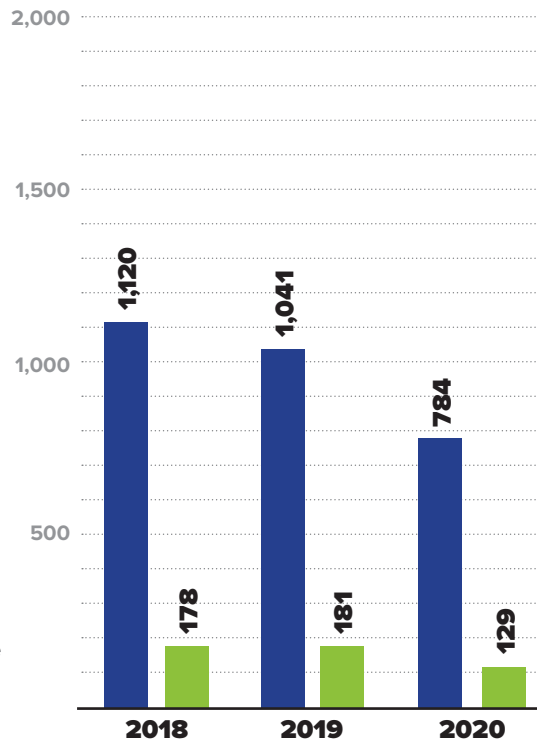
784

■ TOTAL REPORTS

129

■ SUBSTANTIATED REPORTS

NOTE: CPS and GPS data reported were investigated and substantiated by the CCYA and may vary from statewide data which include both CCYA and OCYF Regional Office investigations.



SUBSTANTIATED REPORTS BY SEX OF VICTIM

FEMALE

83

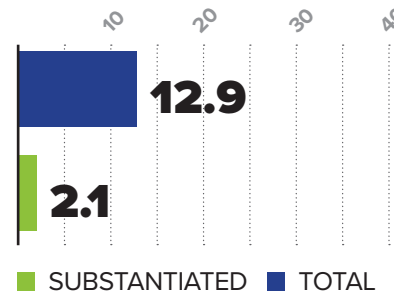
64.3%

MALE

46

35.7%

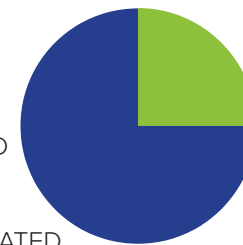
CHILD ABUSE REPORTS PER 1,000 CHILDREN



CASES OF REPEAT ABUSE SUBSTANTIATED REPORTS

■ **61** SUSPECTED

■ **15** SUBSTANTIATED



\$5,554,091

EXPENDITURES CHILD ABUSE INVESTIGATIONS AND GENERAL PROTECTIVE SERVICES ASSESSMENTS



2020 SUBSTANTIATED FATALITIES

0/73 MALE 0 FEMALE 0

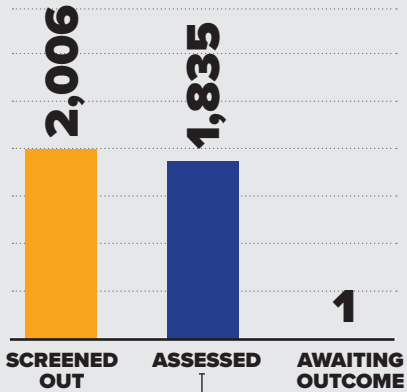
2020 SUBSTANTIATED NEAR FATALITIES

1/115 MALE 1 FEMALE 0

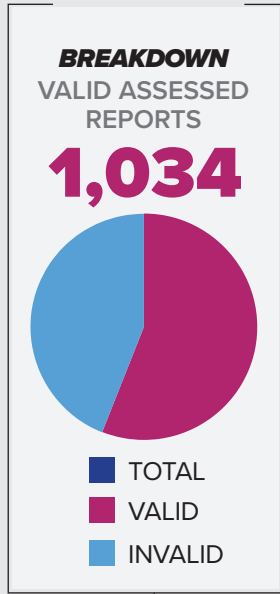
2020 REPORTS OF GENERAL PROTECTIVE SERVICES

3,842

TOTAL REPORTS



6,000
5,000
4,000
3,000
2,000
1,000



NUMBER OF CHILDREN ASSESSED

2,705
TOTAL

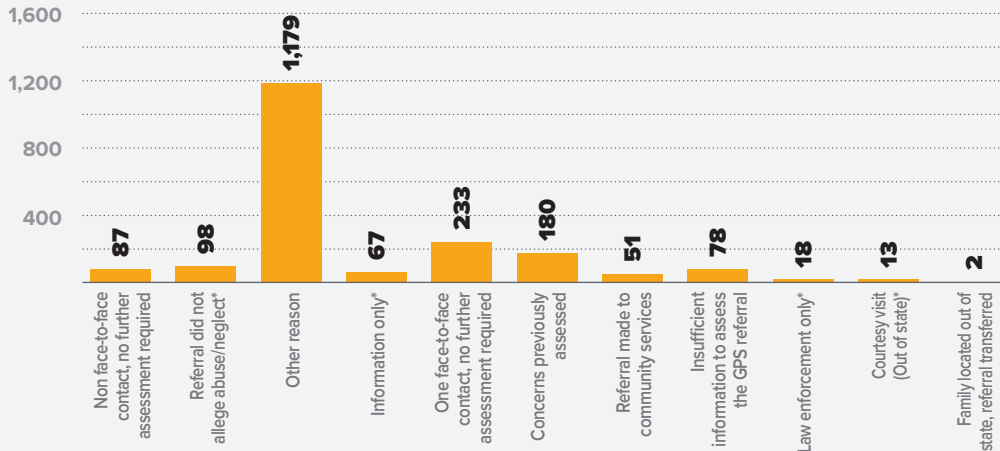
1,470
VALID

CHILDREN ASSESSED PER 1,000 CHILDREN

44.5
TOTAL

24.2
VALID

BREAKDOWN REPORTS SCREENED OUT BY REASON

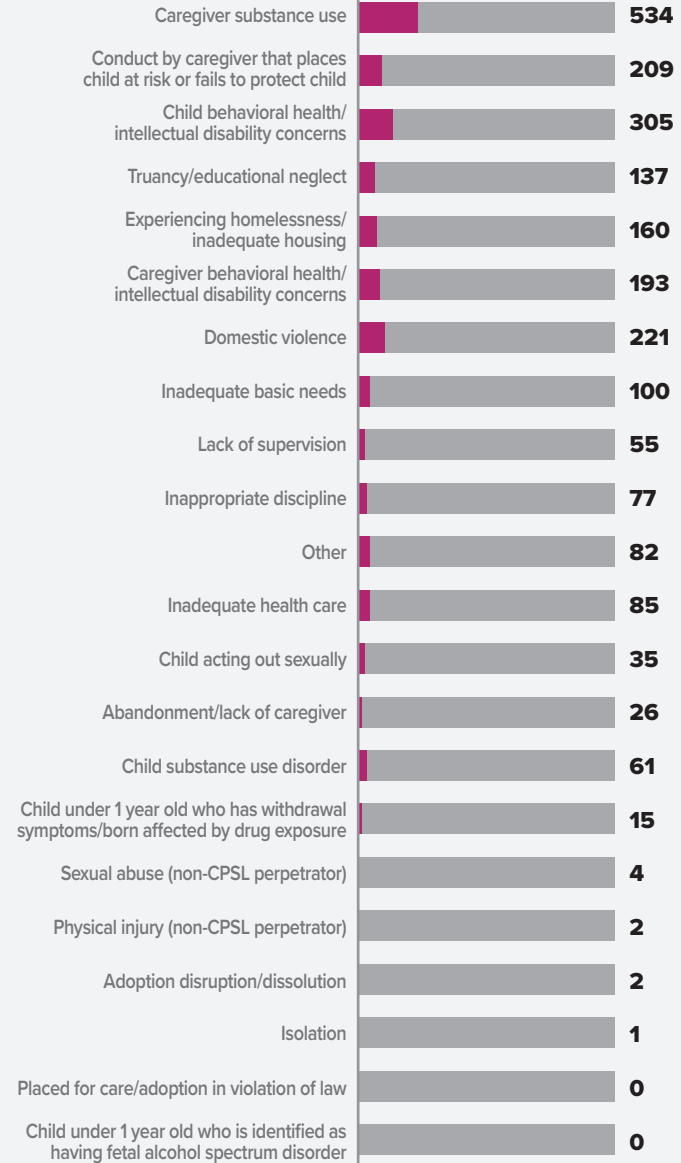


NOTE: Effective 10/3/3030, the screen out reasons were enhanced. This resulted in changes to some of the titles used for the Annual Report while other screen out reasons (*) were removed entirely.

VALID GPS CONCERNS BY TYPE

2,304

TOTAL CONCERNS



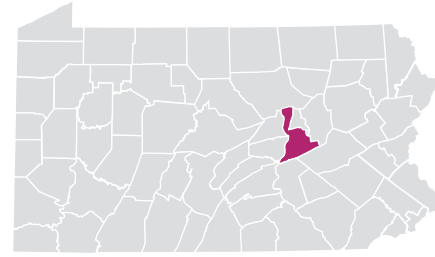
NORTHAMPTON COUNTY

NOTES: A report may have more than one concern for each report; therefore, the total number of concerns will be greater than the total number of reports. In some reports, more than one child was assessed with valid concerns; therefore, the number of children assessed exceeds the number of valid assessed reports.

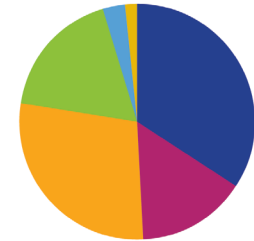


NORTHUMBERLAND COUNTY

RURAL // POPULATION • 91,761 / POPULATION UNDER 18 • 18,023



TYPES OF ALLEGATIONS SUBSTANTIATED REPORTS



67 TOTAL ALLEGATIONS

- 23** (34.3%) Sexual Abuse
- 10** (14.9%) Physical Abuse/Bodily Injury
- 19** (28.4%) Reasonable Likelihood of Bodily Injury
- 12** (17.9%) Serious Physical Neglect
- 0** (0.0%) Engaging in Per Se Acts
- 2** (3.0%) Likelihood of Sexual Abuse/Exploitation
- 1** (1.5%) Serious Mental Injury
- 0** (0.0%) Severe Form of Trafficking in Persons or Sex Trafficking
- 0** (0.0%) Munchausen Syndrome by Proxy/Medical Abuse

NOTES: A report may have more than one allegation for each report; therefore, the total number of allegations will be greater than the total number of reports.

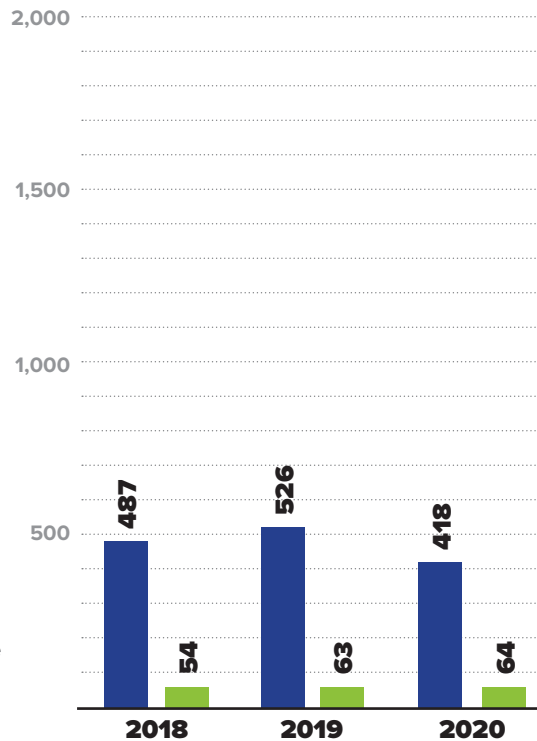
2020 REPORTS OF CHILD ABUSE

418

■ TOTAL REPORTS

64

■ SUBSTANTIATED REPORTS



NOTE: CPS and GPS data reported were investigated and substantiated by the CCYA and may vary from statewide data which include both CCYA and OCYF Regional Office investigations.

SUBSTANTIATED REPORTS BY SEX OF VICTIM

FEMALE

36

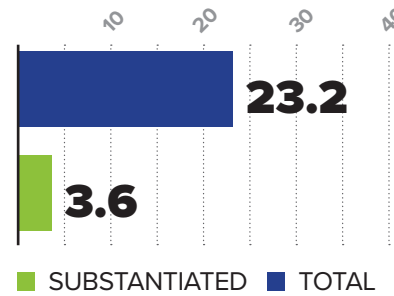
56.3%

MALE

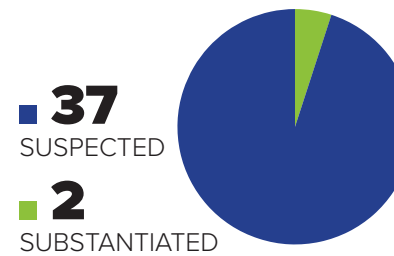
28

43.8%

CHILD ABUSE REPORTS PER 1,000 CHILDREN



CASES OF REPEAT ABUSE SUBSTANTIATED REPORTS



\$1,845,298

EXPENDITURES CHILD ABUSE INVESTIGATIONS AND GENERAL PROTECTIVE SERVICES ASSESSMENTS



2020 SUBSTANTIATED FATALITIES

2/73 MALE 2 FEMALE 0

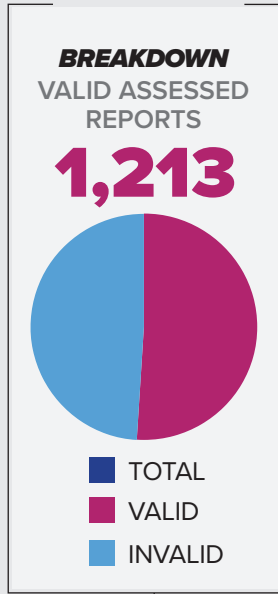
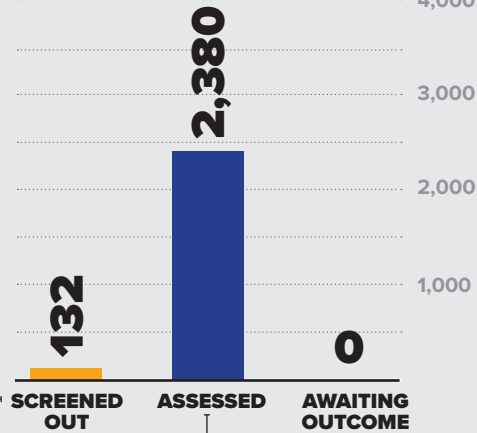
2020 SUBSTANTIATED NEAR FATALITIES

0/115 MALE 0 FEMALE 0

2020 REPORTS OF GENERAL PROTECTIVE SERVICES

2,512

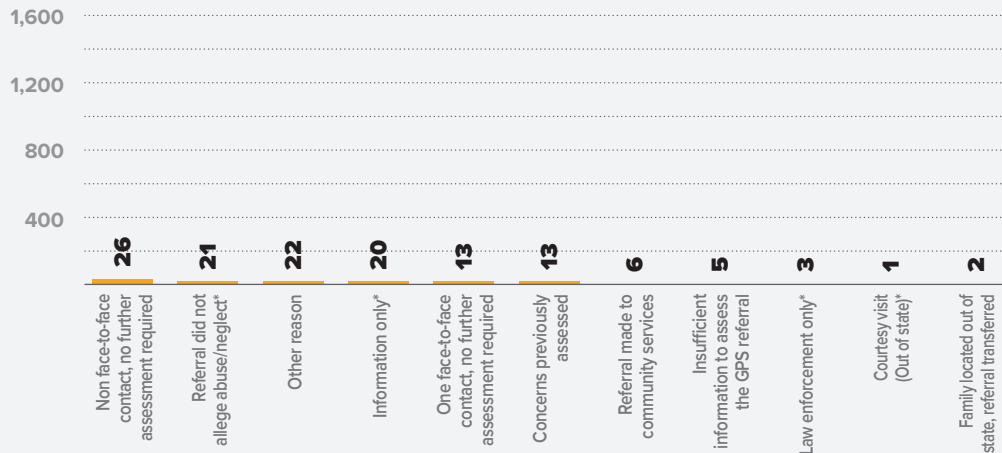
TOTAL REPORTS



NUMBER OF CHILDREN ASSESSED



BREAKDOWN REPORTS SCREENED OUT BY REASON

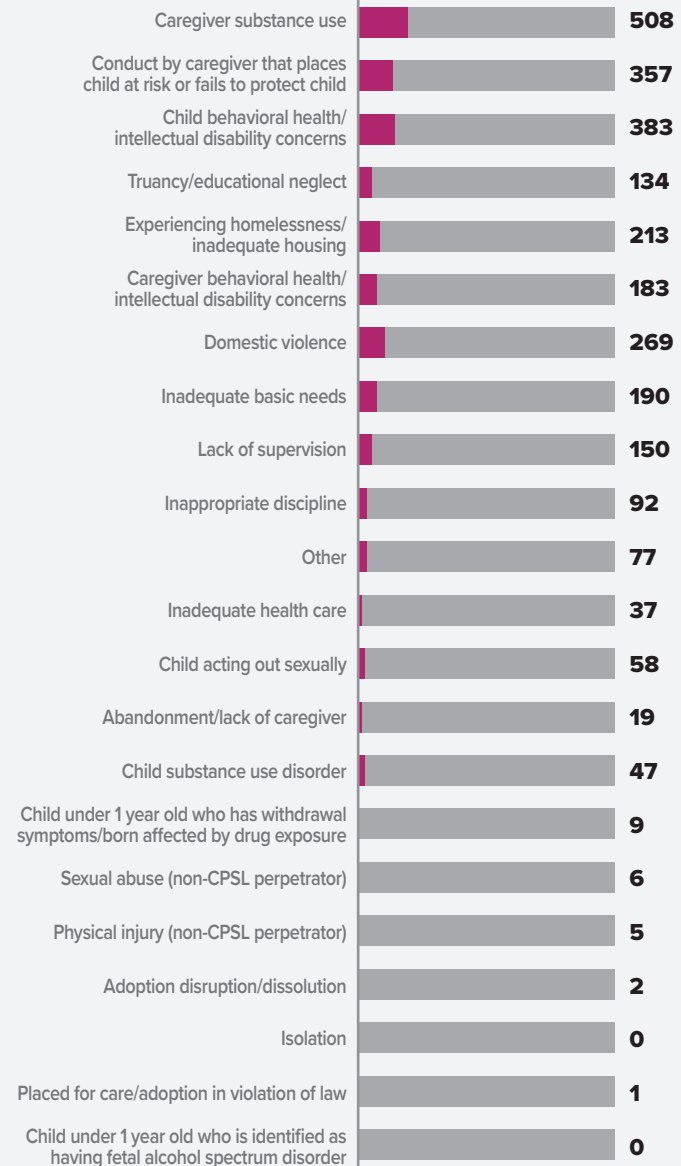


NOTE: Effective 10/3/3030, the screen out reasons were enhanced. This resulted in changes to some of the titles used for the Annual Report while other screen out reasons (*) were removed entirely.

VALID GPS CONCERNS BY TYPE

2,740

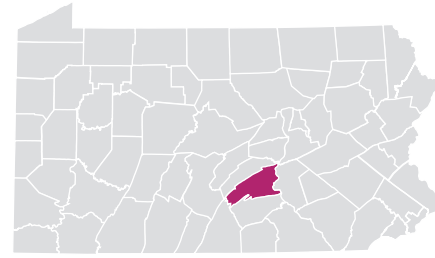
TOTAL CONCERNS



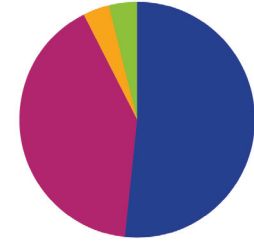
NOTES: A report may have more than one concern for each report; therefore, the total number of concerns will be greater than the total number of reports. In some reports, more than one child was assessed with valid concerns; therefore, the number of children assessed exceeds the number of valid assessed reports.

PERRY COUNTY

RURAL // POPULATION • 46,053 / POPULATION UNDER 18 • 9,942



TYPES OF ALLEGATIONS SUBSTANTIATED REPORTS



27 TOTAL ALLEGATIONS

- 14** (51.9%) Sexual Abuse
- 11** (40.7%) Physical Abuse/Bodily Injury
- 1** (3.7%) Reasonable Likelihood of Bodily Injury
- 1** (3.7%) Serious Physical Neglect
- 0** (0.0%) Engaging in Per Se Acts
- 0** (0.0%) Likelihood of Sexual Abuse/Exploitation
- 0** (0.0%) Serious Mental Injury
- 0** (0.0%) Severe Form of Trafficking in Persons or Sex Trafficking
- 0** (0.0%) Munchausen Syndrome by Proxy/Medical Abuse

NOTES: A report may have more than one allegation for each report; therefore, the total number of allegations will be greater than the total number of reports.

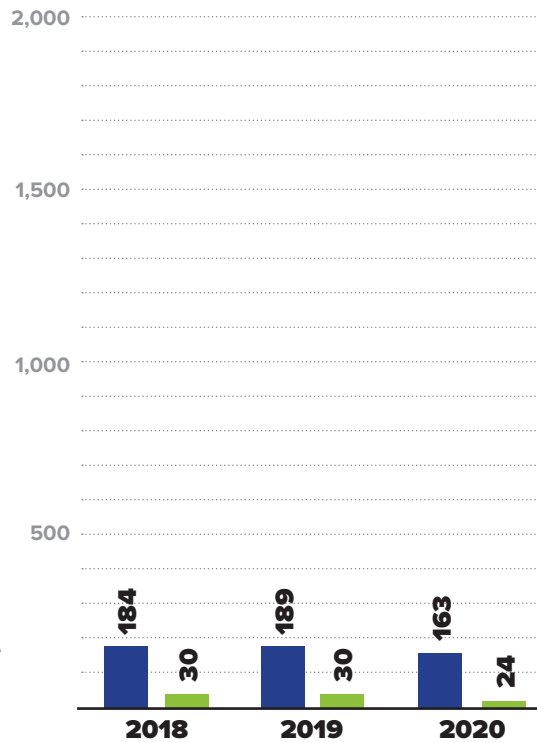
2020 REPORTS OF CHILD ABUSE

163

■ TOTAL REPORTS

24

■ SUBSTANTIATED REPORTS



NOTE: CPS and GPS data reported were investigated and substantiated by the CCYA and may vary from statewide data which include both CCYA and OCYF Regional Office investigations.

SUBSTANTIATED REPORTS BY SEX OF VICTIM

FEMALE

21

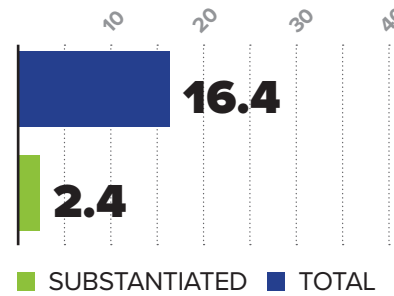
87.5%

MALE

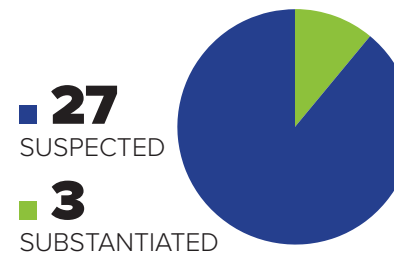
3

12.5%

CHILD ABUSE REPORTS PER 1,000 CHILDREN



CASES OF REPEAT ABUSE SUBSTANTIATED REPORTS



\$772,596

EXPENDITURES CHILD ABUSE INVESTIGATIONS AND GENERAL PROTECTIVE SERVICES ASSESSMENTS



2020 SUBSTANTIATED FATALITIES

1/73 MALE 0 FEMALE 1

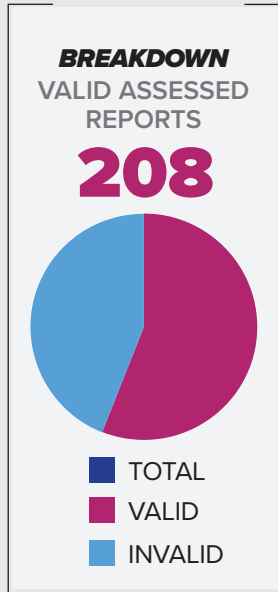
2020 SUBSTANTIATED NEAR FATALITIES

1/115 MALE 0 FEMALE 1

2020 REPORTS OF GENERAL PROTECTIVE SERVICES

619

TOTAL REPORTS



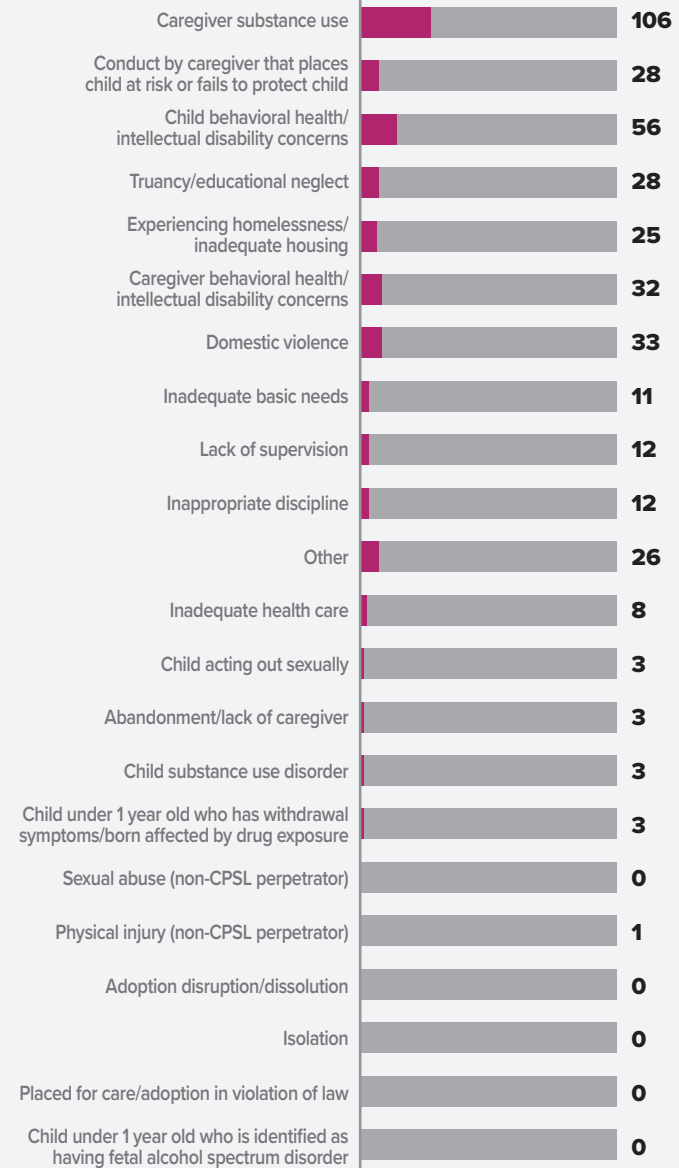
NUMBER OF CHILDREN ASSESSED



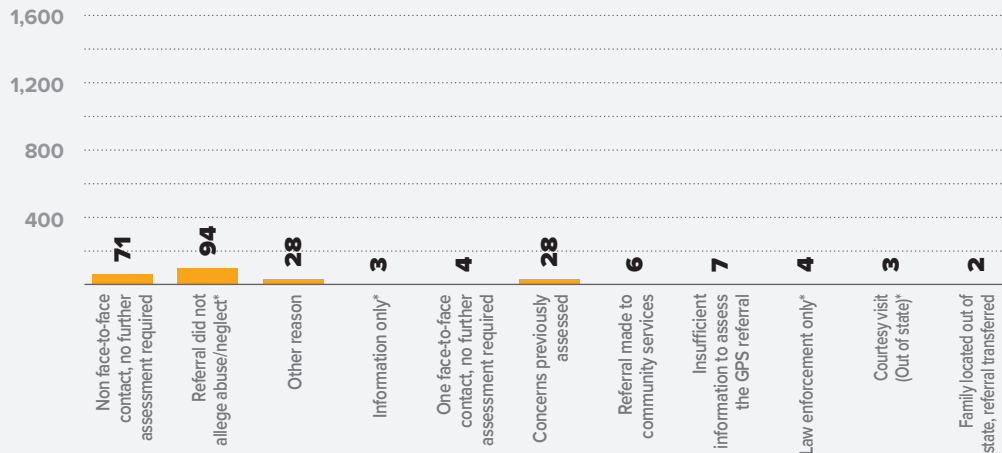
VALID GPS CONCERNS BY TYPE

390

TOTAL CONCERNS



BREAKDOWN REPORTS SCREENED OUT BY REASON



NOTE: Effective 10/3/3030, the screen out reasons were enhanced. This resulted in changes to some of the titles used for the Annual Report while other screen out reasons (*) were removed entirely.



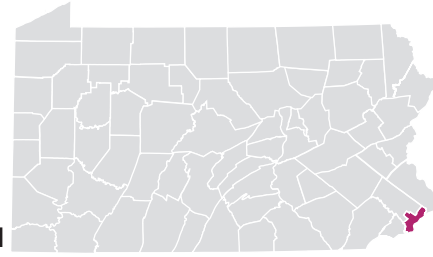
PERRY COUNTY

NOTES: A report may have more than one concern for each report; therefore, the total number of concerns will be greater than the total number of reports. In some reports, more than one child was assessed with valid concerns; therefore, the number of children assessed exceeds the number of valid assessed reports.

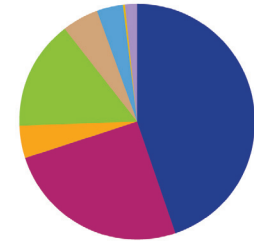


PHILADELPHIA COUNTY

URBAN // POPULATION • 1,579,075 / POPULATION UNDER 18 • 345,561



TYPES OF ALLEGATIONS SUBSTANTIATED REPORTS



701 TOTAL ALLEGATIONS

- 314** (44.8%) Sexual Abuse
- 179** (25.5%) Physical Abuse/Bodily Injury
- 30** (4.3%) Reasonable Likelihood of Bodily Injury
- 105** (15.0%) Serious Physical Neglect
- 35** (5.0%) Engaging in Per Se Acts
- 25** (3.6%) Likelihood of Sexual Abuse/Exploitation
- 2** (0.3%) Serious Mental Injury
- 11** (1.6%) Severe Form of Trafficking in Persons or Sex Trafficking
- 0** (0.0%) Munchausen Syndrome by Proxy/Medical Abuse

NOTES: A report may have more than one allegation for each report; therefore, the total number of allegations will be greater than the total number of reports.

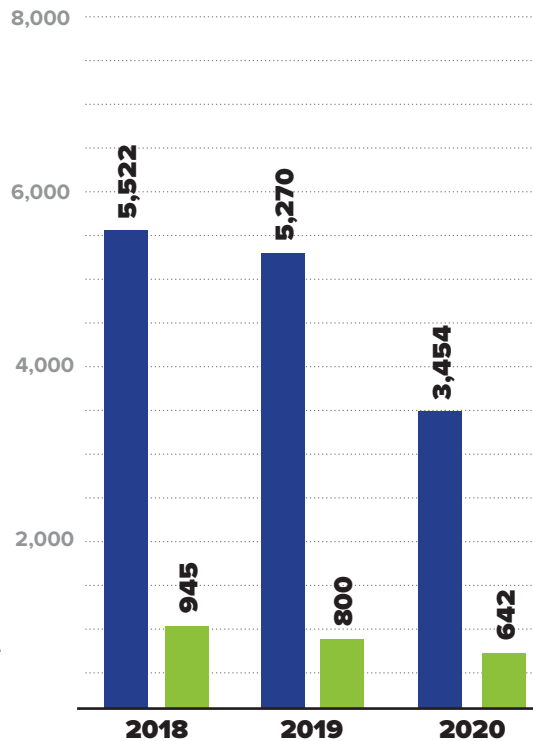
2020 REPORTS OF CHILD ABUSE

3,454

■ TOTAL REPORTS

642

■ SUBSTANTIATED REPORTS



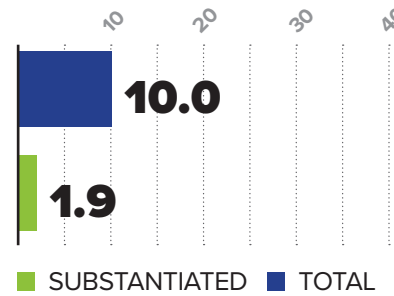
NOTE: CPS and GPS data reported were investigated and substantiated by the CCYA and may vary from statewide data which include both CCYA and OCYF Regional Office investigations.

SUBSTANTIATED REPORTS BY SEX OF VICTIM

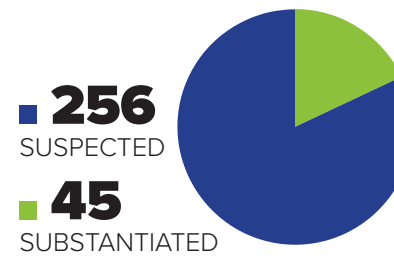
FEMALE
412
64.2%

MALE
230
35.8%

CHILD ABUSE REPORTS PER 1,000 CHILDREN




CASES OF REPEAT ABUSE SUBSTANTIATED REPORTS



\$35,324,704

EXPENDITURES CHILD ABUSE INVESTIGATIONS AND GENERAL PROTECTIVE SERVICES ASSESSMENTS



2020 SUBSTANTIATED FATALITIES

17/73 ▶ MALE **9** FEMALE **8**

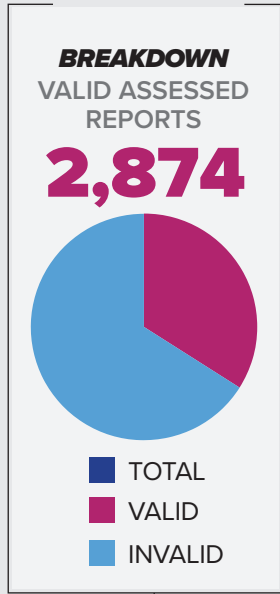
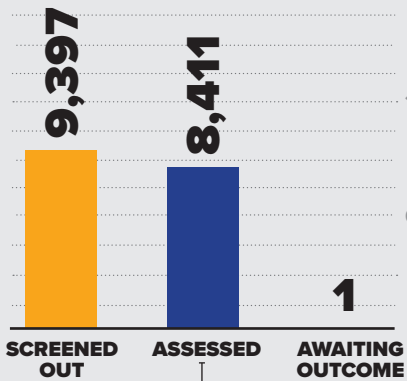
2020 SUBSTANTIATED NEAR FATALITIES

29/115 ▶ MALE **19** FEMALE **10**

2020 REPORTS OF GENERAL PROTECTIVE SERVICES

17,809

TOTAL REPORTS



NUMBER OF CHILDREN ASSESSED

12,031
TOTAL

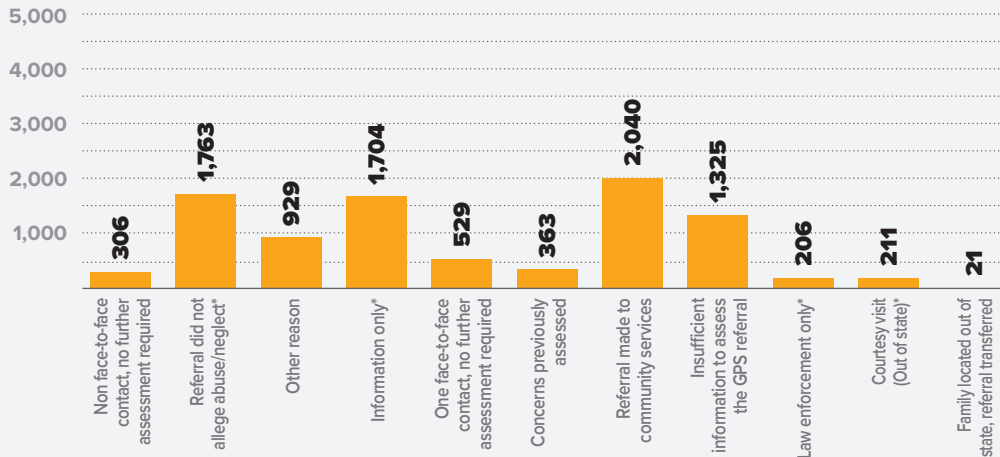
3,880
VALID

CHILDREN ASSESSED PER 1,000 CHILDREN

34.8
TOTAL

11.2
VALID

BREAKDOWN REPORTS SCREENED OUT BY REASON

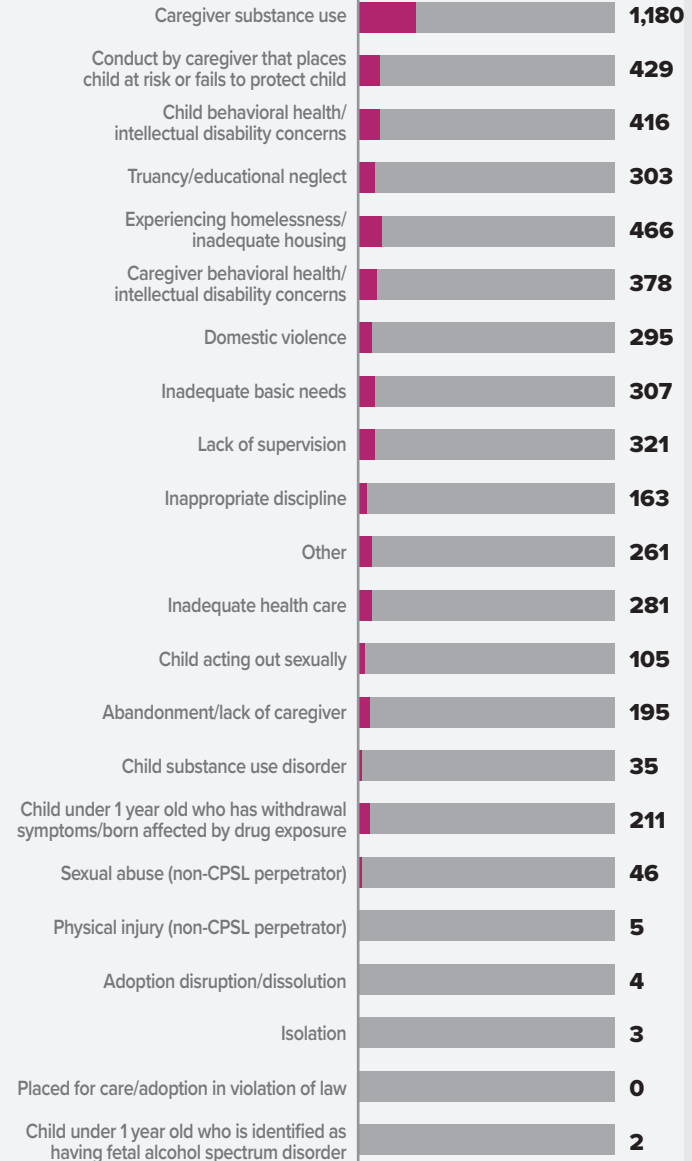


NOTE: Effective 10/3/3030, the screen out reasons were enhanced. This resulted in changes to some of the titles used for the Annual Report while other screen out reasons (*) were removed entirely.

VALID GPS CONCERNS BY TYPE

5,406

TOTAL CONCERNS



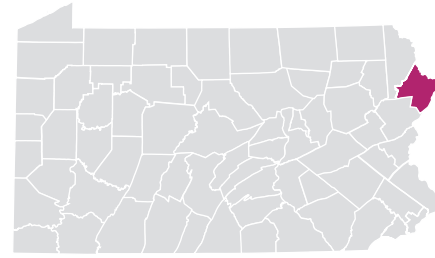
PHILADELPHIA COUNTY

NOTES: A report may have more than one concern for each report; therefore, the total number of concerns will be greater than the total number of reports. In some reports, more than one child was assessed with valid concerns; therefore, the number of children assessed exceeds the number of valid assessed reports.

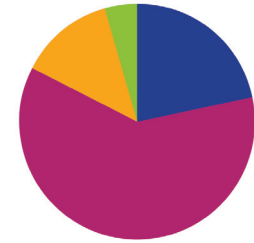


PIKE COUNTY

RURAL // POPULATION • 55,453 / POPULATION UNDER 18 • 10,032



TYPES OF ALLEGATIONS SUBSTANTIATED REPORTS



23 TOTAL ALLEGATIONS

- **5** (21.7%) Sexual Abuse
- **14** (60.9%) Physical Abuse/Bodily Injury
- **3** (13.0%) Reasonable Likelihood of Bodily Injury
- **1** (4.3%) Serious Physical Neglect
- **0** (0.0%) Engaging in Per Se Acts
- **0** (0.0%) Likelihood of Sexual Abuse/Exploitation
- **0** (0.0%) Serious Mental Injury
- **0** (0.0%) Severe Form of Trafficking in Persons or Sex Trafficking
- **0** (0.0%) Munchausen Syndrome by Proxy/Medical Abuse

NOTES: A report may have more than one allegation for each report; therefore, the total number of allegations will be greater than the total number of reports.

2020 REPORTS OF CHILD ABUSE

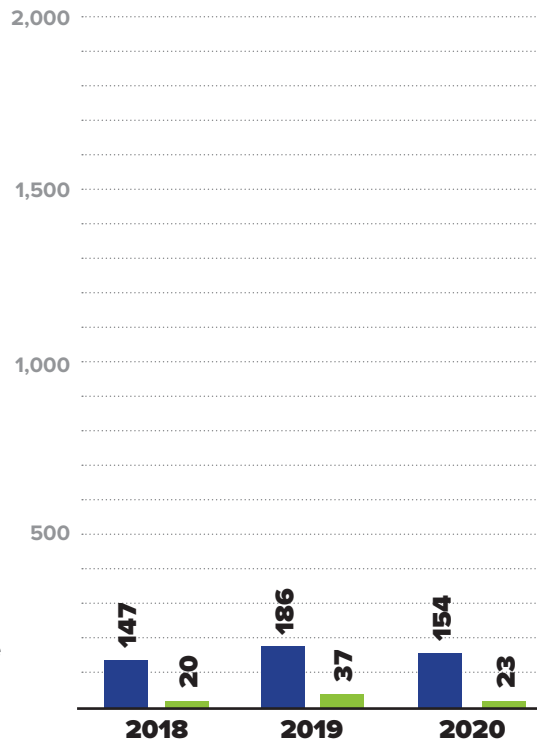
154

■ TOTAL REPORTS

23

■ SUBSTANTIATED REPORTS

NOTE: CPS and GPS data reported were investigated and substantiated by the CCYA and may vary from statewide data which include both CCYA and OCYF Regional Office investigations.



SUBSTANTIATED REPORTS BY SEX OF VICTIM

FEMALE

14

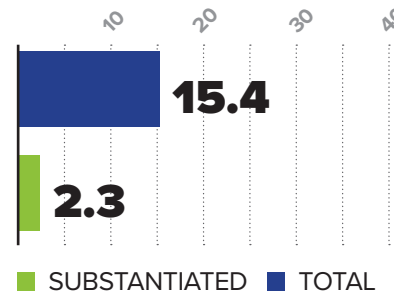
60.9%

MALE

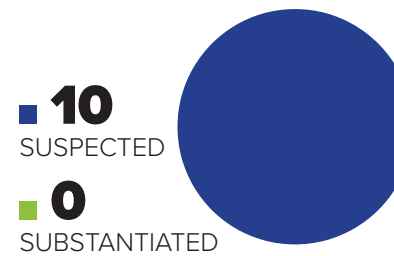
9

39.1%

CHILD ABUSE REPORTS PER 1,000 CHILDREN



CASES OF REPEAT ABUSE SUBSTANTIATED REPORTS



\$774,393

EXPENDITURES CHILD ABUSE INVESTIGATIONS AND GENERAL PROTECTIVE SERVICES ASSESSMENTS



2020 SUBSTANTIATED FATALITIES

0/73 MALE 0 FEMALE 0

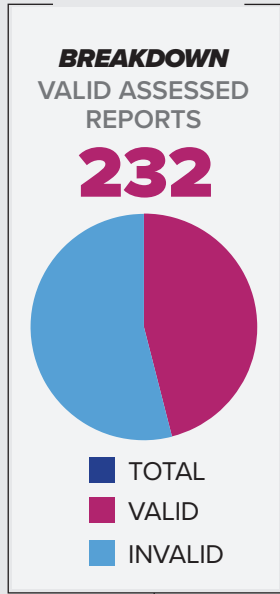
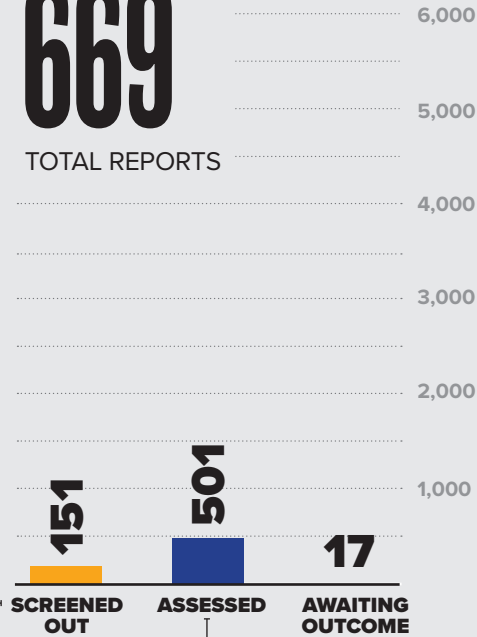
2020 SUBSTANTIATED NEAR FATALITIES

0/115 MALE 0 FEMALE 0

2020 REPORTS OF GENERAL PROTECTIVE SERVICES

669

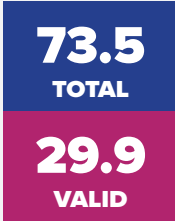
TOTAL REPORTS



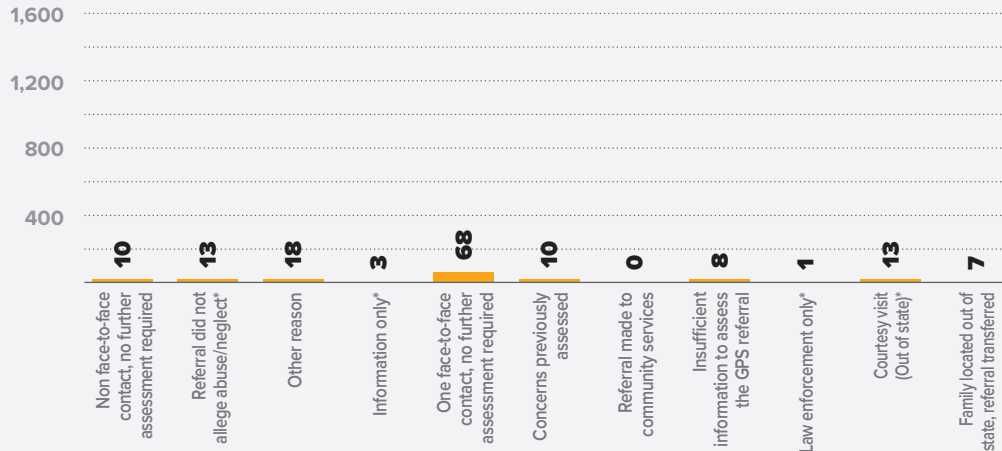
NUMBER OF CHILDREN ASSESSED



CHILDREN ASSESSED PER 1,000 CHILDREN



BREAKDOWN REPORTS SCREENED OUT BY REASON

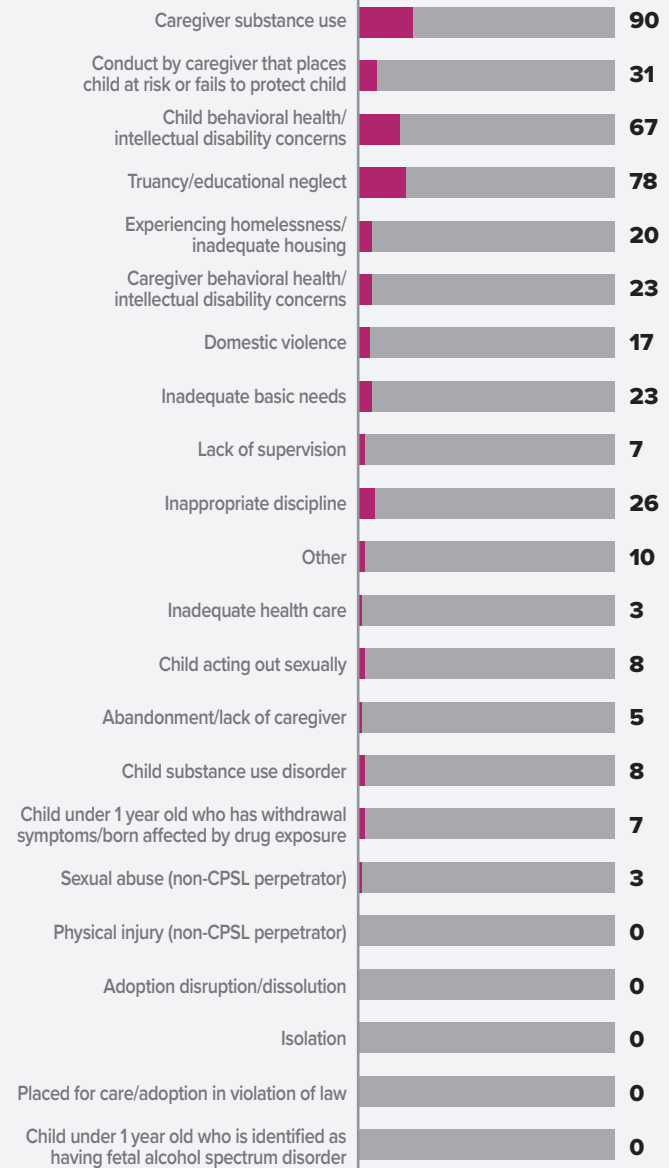


NOTE: Effective 10/3/3030, the screen out reasons were enhanced. This resulted in changes to some of the titles used for the Annual Report while other screen out reasons (*) were removed entirely.

VALID GPS CONCERNS BY TYPE

426

TOTAL CONCERNS



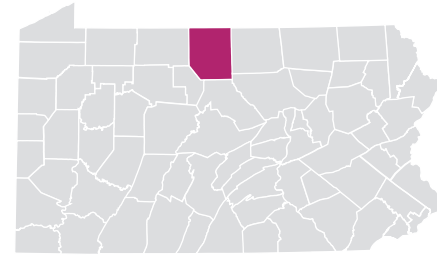
PIKE COUNTY

NOTES: A report may have more than one concern for each report; therefore, the total number of concerns will be greater than the total number of reports. In some reports, more than one child was assessed with valid concerns; therefore, the number of children assessed exceeds the number of valid assessed reports.

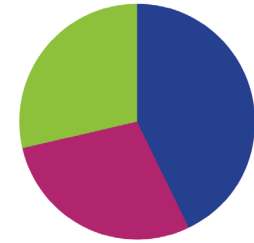


POTTER COUNTY

RURAL // POPULATION • 16,806 / POPULATION UNDER 18 • 3,498



TYPES OF ALLEGATIONS SUBSTANTIATED REPORTS



7 TOTAL ALLEGATIONS

- **3** (42.9%) Sexual Abuse
- **2** (28.6%) Physical Abuse/Bodily Injury
- **0** (0.0%) Reasonable Likelihood of Bodily Injury
- **2** (28.6%) Serious Physical Neglect
- **0** (0.0%) Engaging in Per Se Acts
- **0** (0.0%) Likelihood of Sexual Abuse/Exploitation
- **0** (0.0%) Serious Mental Injury
- **0** (0.0%) Severe Form of Trafficking in Persons or Sex Trafficking
- **0** (0.0%) Munchausen Syndrome by Proxy/Medical Abuse

NOTES: A report may have more than one allegation for each report; therefore, the total number of allegations will be greater than the total number of reports.

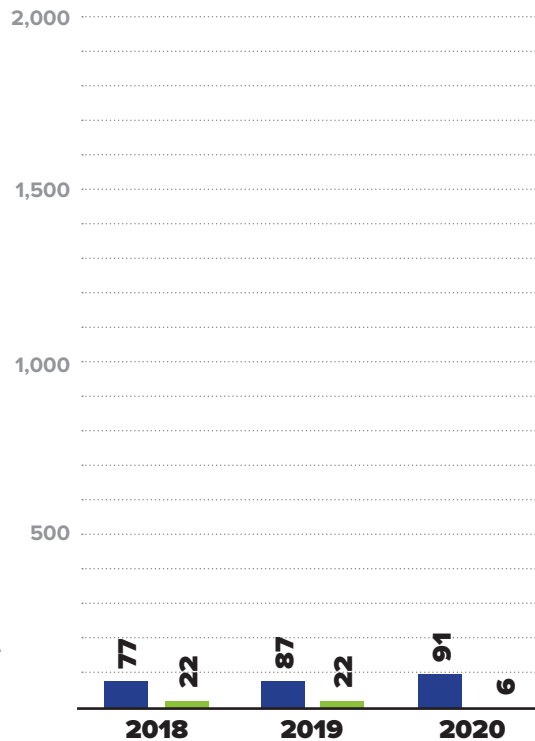
2020 REPORTS OF CHILD ABUSE

91

■ TOTAL REPORTS

6

■ SUBSTANTIATED REPORTS



NOTE: CPS and GPS data reported were investigated and substantiated by the CCYA and may vary from statewide data which include both CCYA and OCYF Regional Office investigations.

SUBSTANTIATED REPORTS BY SEX OF VICTIM

FEMALE

4

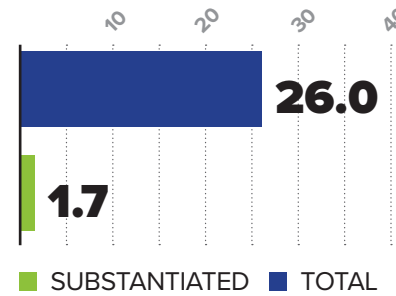
66.7%

MALE

2

33.3%

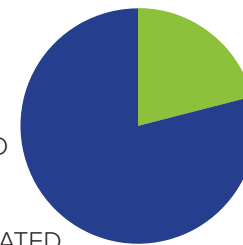
CHILD ABUSE REPORTS PER 1,000 CHILDREN



CASES OF REPEAT ABUSE SUBSTANTIATED REPORTS

■ **14** SUSPECTED

■ **3** SUBSTANTIATED



\$443,681

EXPENDITURES CHILD ABUSE INVESTIGATIONS AND GENERAL PROTECTIVE SERVICES ASSESSMENTS



2020 SUBSTANTIATED FATALITIES

0/73 MALE 0 FEMALE 0

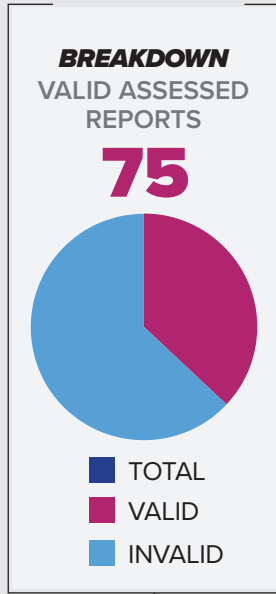
2020 SUBSTANTIATED NEAR FATALITIES

0/115 MALE 0 FEMALE 0

2020 REPORTS OF GENERAL PROTECTIVE SERVICES

279

TOTAL REPORTS



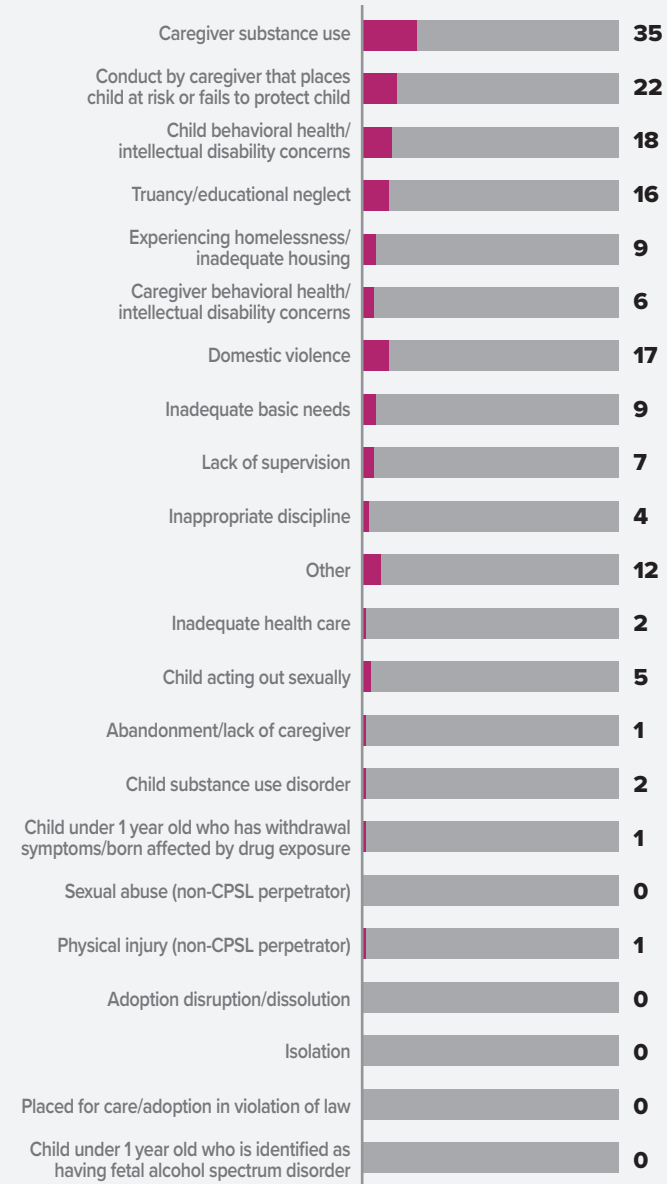
NUMBER OF CHILDREN ASSESSED



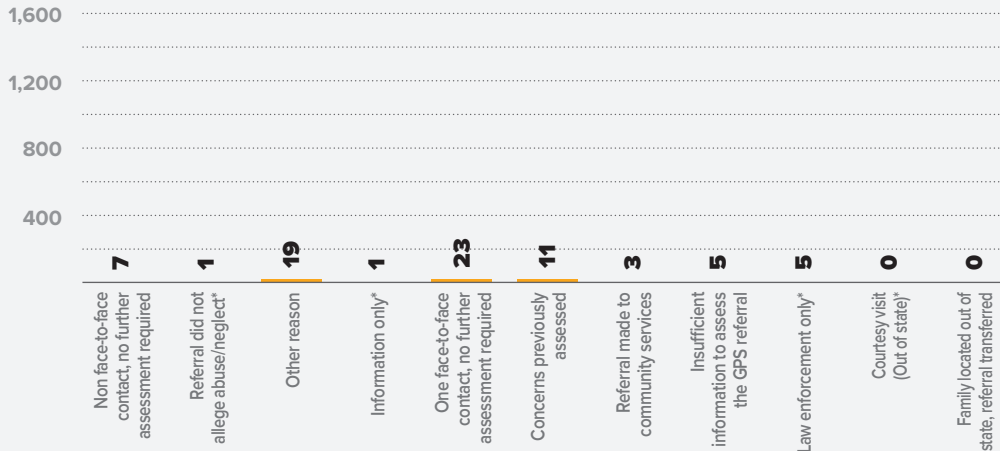
VALID GPS CONCERNS BY TYPE

167

TOTAL CONCERNS



BREAKDOWN REPORTS SCREENED OUT BY REASON



NOTE: Effective 10/3/3030, the screen out reasons were enhanced. This resulted in changes to some of the titles used for the Annual Report while other screen out reasons (*) were removed entirely.



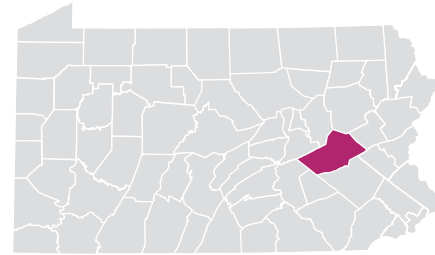
POTTER COUNTY

NOTES: A report may have more than one concern for each report; therefore, the total number of concerns will be greater than the total number of reports. In some reports, more than one child was assessed with valid concerns; therefore, the number of children assessed exceeds the number of valid assessed reports.

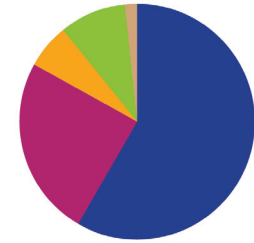


SCHUYLKILL COUNTY

RURAL // POPULATION • 142,674 / POPULATION UNDER 18 • 28,208



TYPES OF ALLEGATIONS SUBSTANTIATED REPORTS



65 TOTAL ALLEGATIONS

- **38** (58.5%) Sexual Abuse
- **16** (24.6%) Physical Abuse/Bodily Injury
- **4** (6.2%) Reasonable Likelihood of Bodily Injury
- **6** (9.2%) Serious Physical Neglect
- **1** (1.5%) Engaging in Per Se Acts
- **0** (0.0%) Likelihood of Sexual Abuse/Exploitation
- **0** (0.0%) Serious Mental Injury
- **0** (0.0%) Severe Form of Trafficking in Persons or Sex Trafficking
- **0** (0.0%) Munchausen Syndrome by Proxy/Medical Abuse

NOTES: A report may have more than one allegation for each report; therefore, the total number of allegations will be greater than the total number of reports.

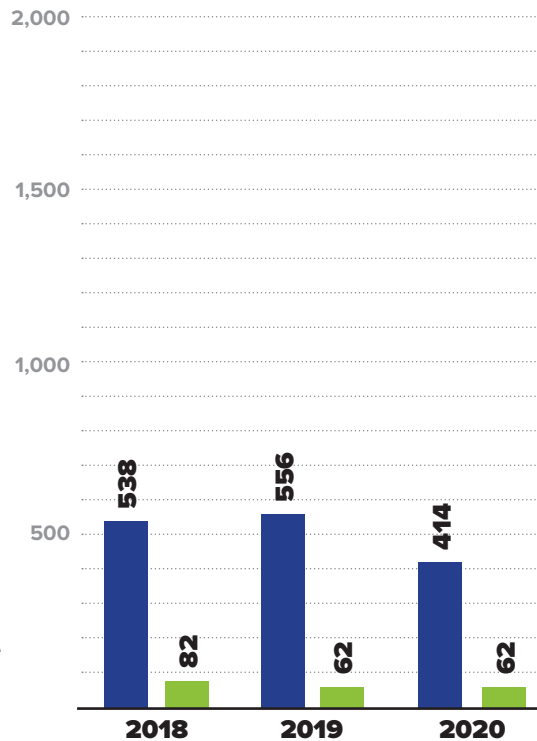
2020 REPORTS OF CHILD ABUSE

414

■ TOTAL REPORTS

62

■ SUBSTANTIATED REPORTS



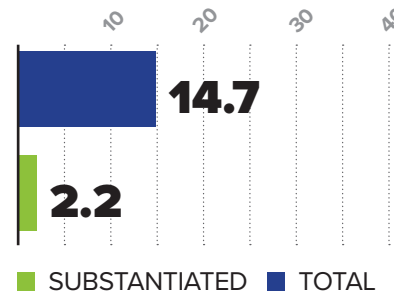
NOTE: CPS and GPS data reported were investigated and substantiated by the CCYA and may vary from statewide data which include both CCYA and OCYF Regional Office investigations.

SUBSTANTIATED REPORTS BY SEX OF VICTIM

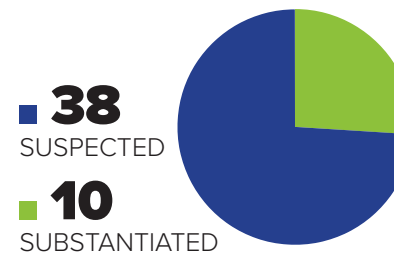
FEMALE
45
72.6%

MALE
17
27.4%

CHILD ABUSE REPORTS PER 1,000 CHILDREN



CASES OF REPEAT ABUSE SUBSTANTIATED REPORTS



\$3,379,847

EXPENDITURES CHILD ABUSE INVESTIGATIONS AND GENERAL PROTECTIVE SERVICES ASSESSMENTS



2020 SUBSTANTIATED FATALITIES

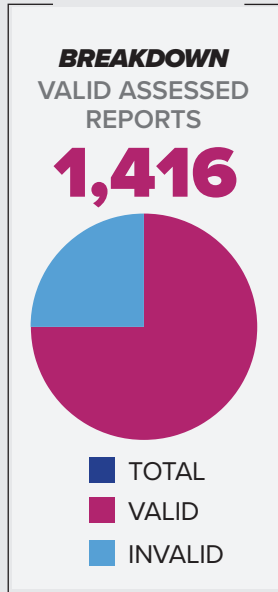
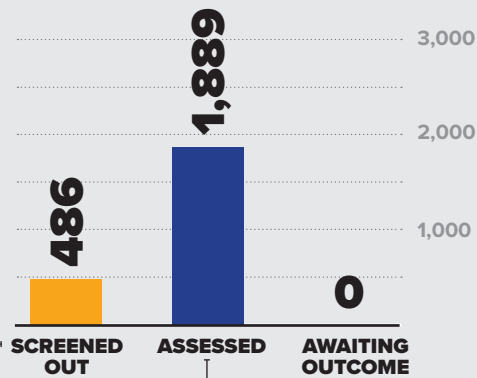
1/73 MALE **1** FEMALE **0**

2020 SUBSTANTIATED NEAR FATALITIES

1/115 MALE **0** FEMALE **1**

2020 REPORTS OF GENERAL PROTECTIVE SERVICES

2,375
TOTAL REPORTS



NUMBER OF CHILDREN ASSESSED

2,835
TOTAL

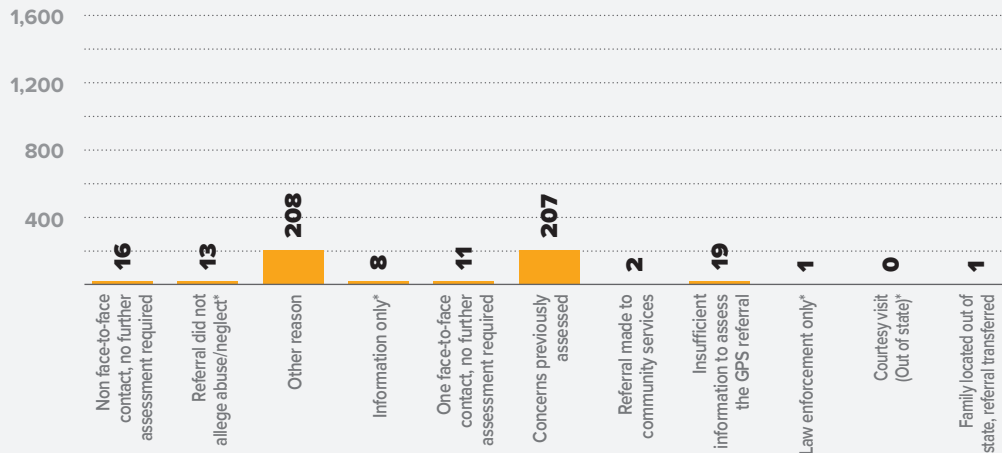
2,047
VALID

CHILDREN ASSESSED PER 1,000 CHILDREN

100.5
TOTAL

72.6
VALID

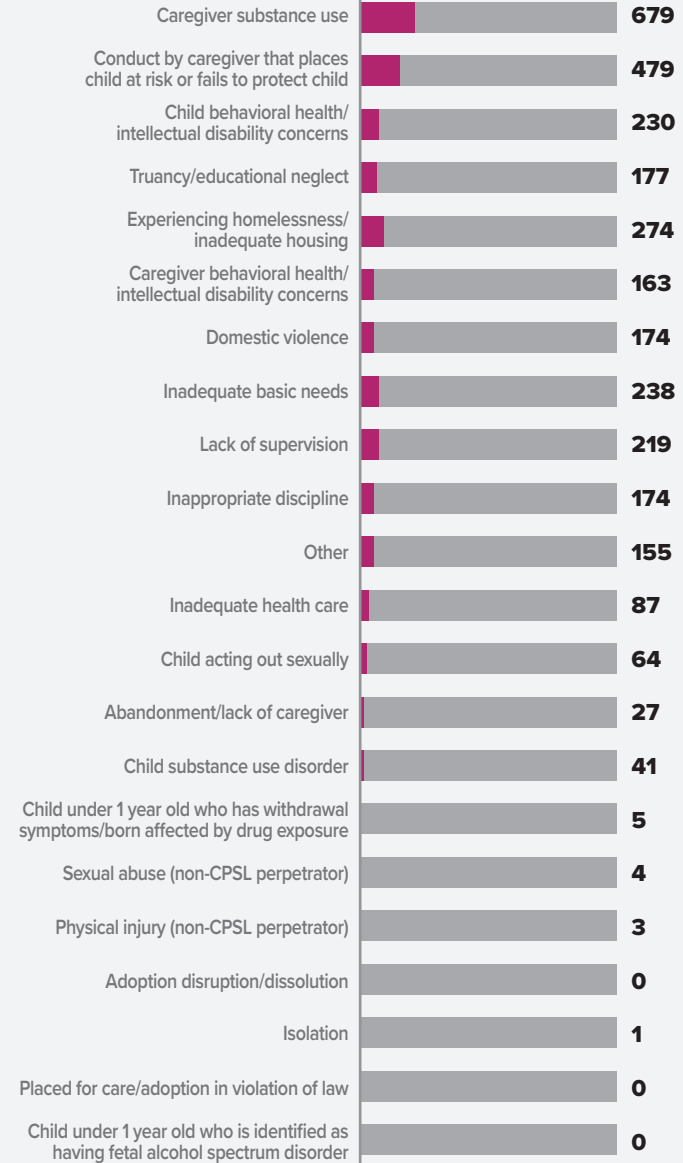
BREAKDOWN REPORTS SCREENED OUT BY REASON



NOTE: Effective 10/3/3030, the screen out reasons were enhanced. This resulted in changes to some of the titles used for the Annual Report while other screen out reasons (*) were removed entirely.

VALID GPS CONCERNS BY TYPE

3,194
TOTAL CONCERNS

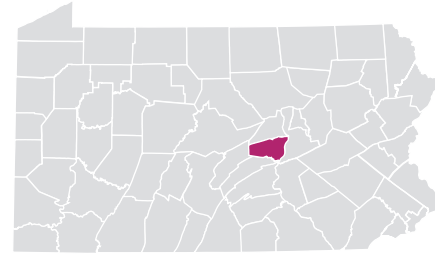


SCHUYLKILL COUNTY

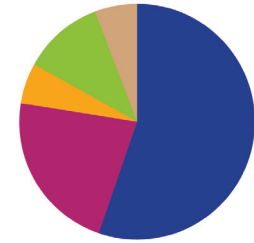
NOTES: A report may have more than one concern for each report; therefore, the total number of concerns will be greater than the total number of reports. In some reports, more than one child was assessed with valid concerns; therefore, the number of children assessed exceeds the number of valid assessed reports.

SNYDER COUNTY

RURAL // POPULATION • 40,483 / POPULATION UNDER 18 • 8,475



TYPES OF ALLEGATIONS SUBSTANTIATED REPORTS



18 TOTAL ALLEGATIONS

- **10** (55.6%) Sexual Abuse
- **4** (22.2%) Physical Abuse/Bodily Injury
- **1** (5.6%) Reasonable Likelihood of Bodily Injury
- **2** (11.1%) Serious Physical Neglect
- **1** (5.6%) Engaging in Per Se Acts
- **0** (0.0%) Likelihood of Sexual Abuse/Exploitation
- **0** (0.0%) Serious Mental Injury
- **0** (0.0%) Severe Form of Trafficking in Persons or Sex Trafficking
- **0** (0.0%) Munchausen Syndrome by Proxy/Medical Abuse

NOTES: A report may have more than one allegation for each report; therefore, the total number of allegations will be greater than the total number of reports.


2020 REPORTS OF CHILD ABUSE

84

■ TOTAL REPORTS

17

■ SUBSTANTIATED REPORTS



NOTE: CPS and GPS data reported were investigated and substantiated by the CCYA and may vary from statewide data which include both CCYA and OCYF Regional Office investigations.

SUBSTANTIATED REPORTS BY SEX OF VICTIM

FEMALE

11

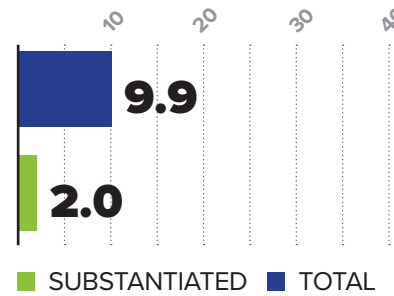
64.7%

MALE

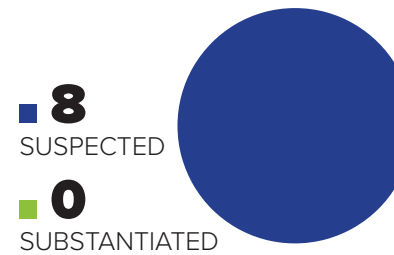
6

35.3%

CHILD ABUSE REPORTS PER 1,000 CHILDREN



CASES OF REPEAT ABUSE SUBSTANTIATED REPORTS



\$673,760

EXPENDITURES CHILD ABUSE INVESTIGATIONS AND GENERAL PROTECTIVE SERVICES ASSESSMENTS



2020 SUBSTANTIATED FATALITIES

0/73 MALE FEMALE

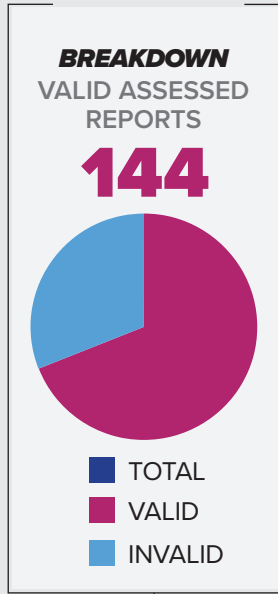
2020 SUBSTANTIATED NEAR FATALITIES

0/115 MALE FEMALE

2020 REPORTS OF GENERAL PROTECTIVE SERVICES

433

TOTAL REPORTS



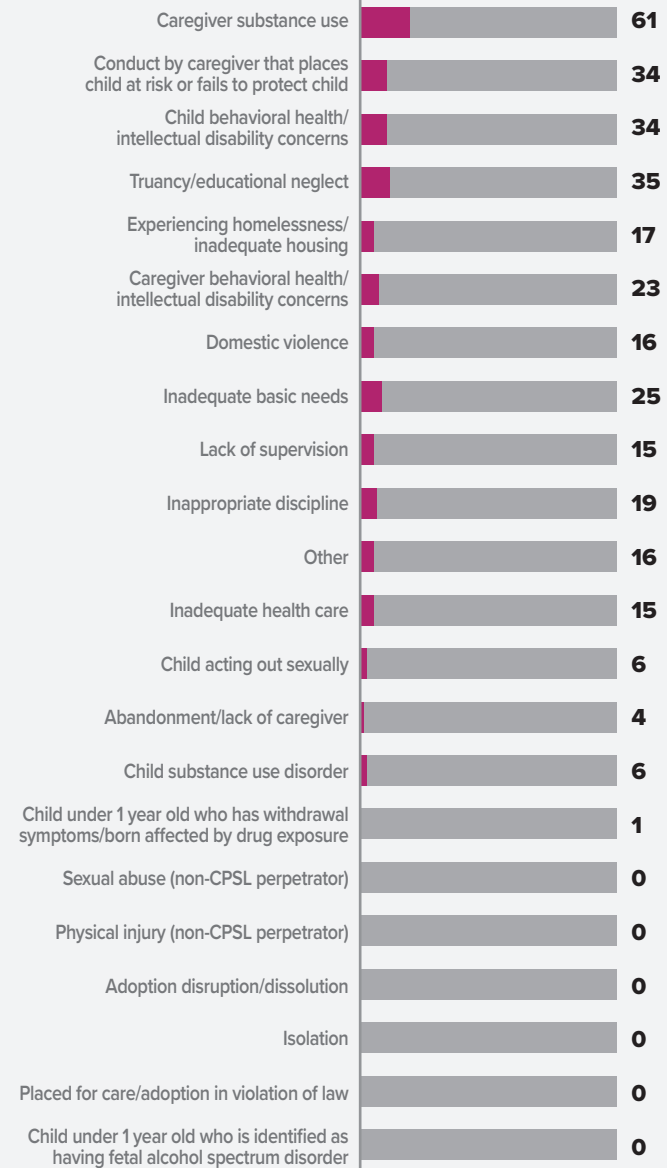
NUMBER OF CHILDREN ASSESSED



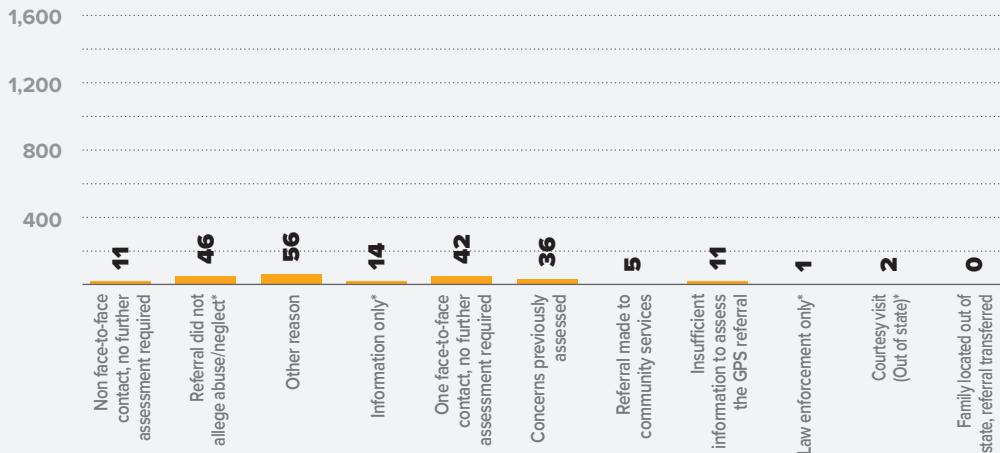
VALID GPS CONCERNS BY TYPE

327

TOTAL CONCERNS



BREAKDOWN REPORTS SCREENED OUT BY REASON



NOTE: Effective 10/3/2030, the screen out reasons were enhanced. This resulted in changes to some of the titles used for the Annual Report while other screen out reasons (*) were removed entirely.



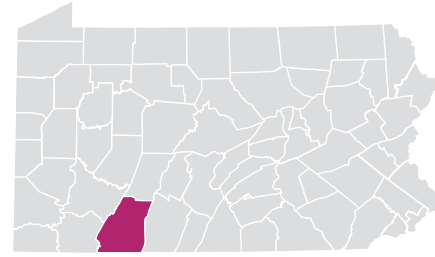
SNYDER COUNTY

NOTES: A report may have more than one concern for each report; therefore, the total number of concerns will be greater than the total number of reports. In some reports, more than one child was assessed with valid concerns; therefore, the number of children assessed exceeds the number of valid assessed reports.

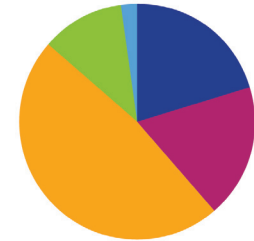


SOMERSET COUNTY

RURAL // POPULATION • 74,361 / POPULATION UNDER 18 • 13,615



TYPES OF ALLEGATIONS SUBSTANTIATED REPORTS



44 TOTAL ALLEGATIONS

- 9** (20.5%) Sexual Abuse
- 8** (18.2%) Physical Abuse/Bodily Injury
- 21** (47.7%) Reasonable Likelihood of Bodily Injury
- 5** (11.4%) Serious Physical Neglect
- 0** (0.0%) Engaging in Per Se Acts
- 1** (2.3%) Likelihood of Sexual Abuse/Exploitation
- 0** (0.0%) Serious Mental Injury
- 0** (0.0%) Severe Form of Trafficking in Persons or Sex Trafficking
- 0** (0.0%) Munchausen Syndrome by Proxy/Medical Abuse

NOTES: A report may have more than one allegation for each report; therefore, the total number of allegations will be greater than the total number of reports.

2020 REPORTS OF CHILD ABUSE

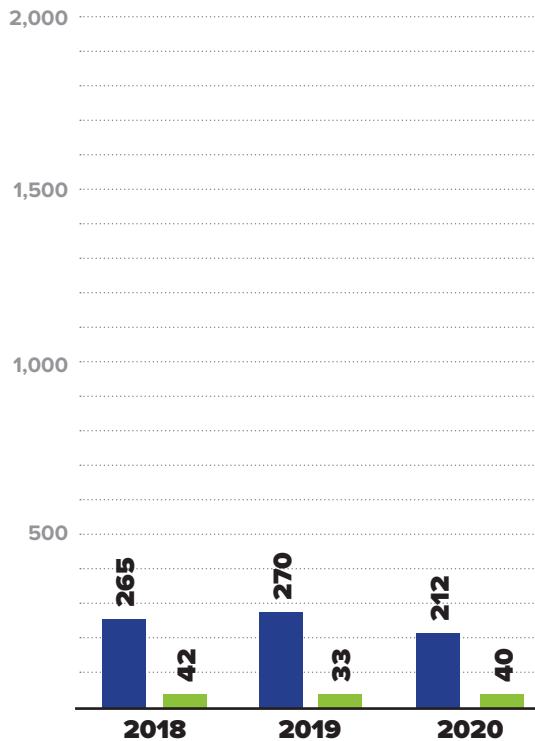
212

■ TOTAL REPORTS

40

■ SUBSTANTIATED REPORTS

NOTE: CPS and GPS data reported were investigated and substantiated by the CCYA and may vary from statewide data which include both CCYA and OCYF Regional Office investigations.



SUBSTANTIATED REPORTS BY SEX OF VICTIM

FEMALE

20

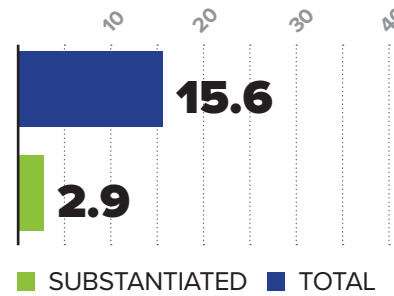
50.0%

MALE

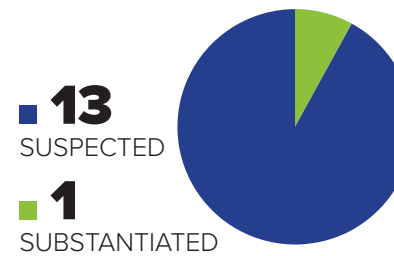
20

50.0%

CHILD ABUSE REPORTS PER 1,000 CHILDREN



CASES OF REPEAT ABUSE SUBSTANTIATED REPORTS



\$1,601,271

EXPENDITURES CHILD ABUSE INVESTIGATIONS AND GENERAL PROTECTIVE SERVICES ASSESSMENTS



2020 SUBSTANTIATED FATALITIES

1/73 MALE **1** FEMALE **0**

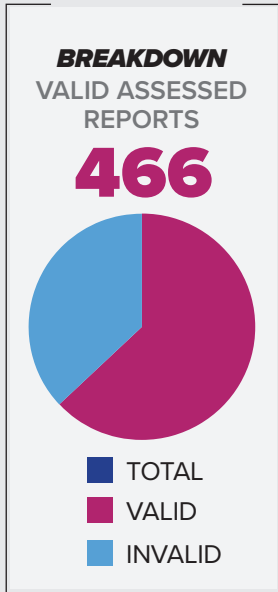
2020 SUBSTANTIATED NEAR FATALITIES

0/115 MALE **0** FEMALE **0**

2020 REPORTS OF GENERAL PROTECTIVE SERVICES

1,036

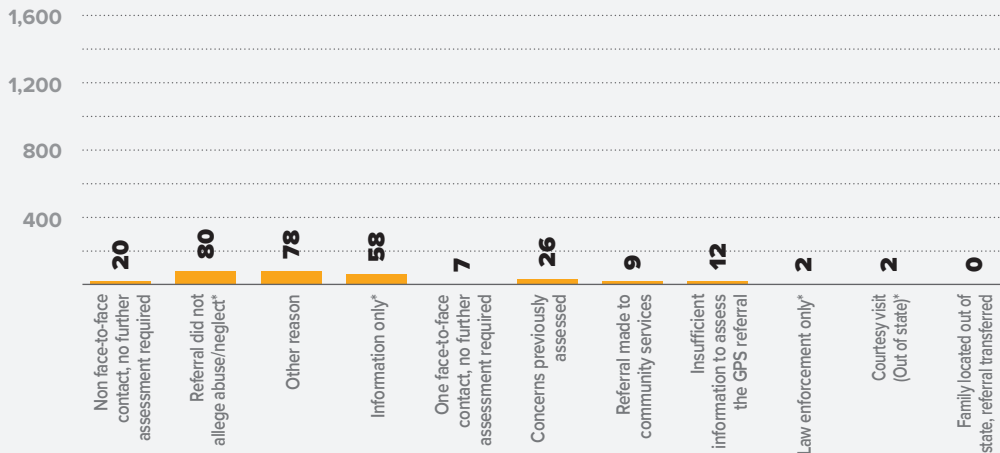
TOTAL REPORTS



NUMBER OF CHILDREN ASSESSED



BREAKDOWN REPORTS SCREENED OUT BY REASON

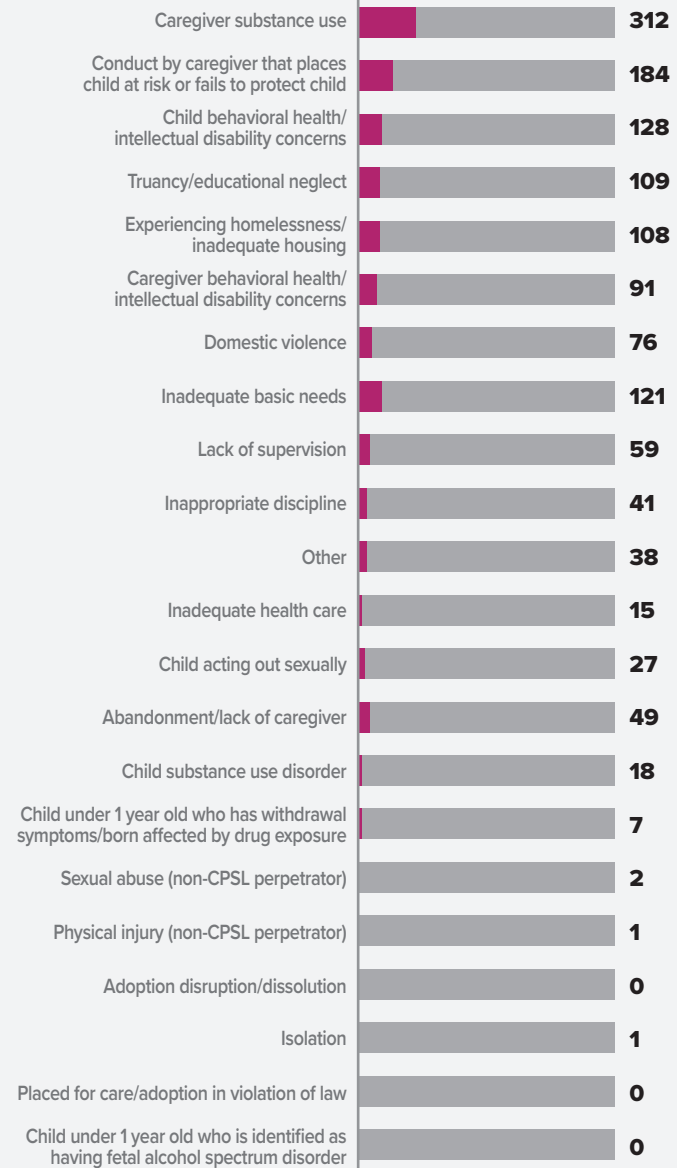


NOTE: Effective 10/3/3030, the screen out reasons were enhanced. This resulted in changes to some of the titles used for the Annual Report while other screen out reasons (*) were removed entirely.

VALID GPS CONCERNS BY TYPE

1,387

TOTAL CONCERNS

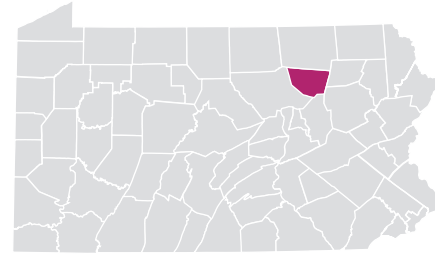


SOMERSET COUNTY

NOTES: A report may have more than one concern for each report; therefore, the total number of concerns will be greater than the total number of reports. In some reports, more than one child was assessed with valid concerns; therefore, the number of children assessed exceeds the number of valid assessed reports.

SULLIVAN COUNTY

RURAL // POPULATION • 6,135 / POPULATION UNDER 18 • 720



TYPES OF ALLEGATIONS SUBSTANTIATED REPORTS



8 TOTAL ALLEGATIONS

- **1** (12.5%) Sexual Abuse
- **3** (37.5%) Physical Abuse/Bodily Injury
- **2** (25.0%) Reasonable Likelihood of Bodily Injury
- **2** (25.0%) Serious Physical Neglect
- **0** (0.0%) Engaging in Per Se Acts
- **0** (0.0%) Likelihood of Sexual Abuse/Exploitation
- **0** (0.0%) Serious Mental Injury
- **0** (0.0%) Severe Form of Trafficking in Persons or Sex Trafficking
- **0** (0.0%) Munchausen Syndrome by Proxy/Medical Abuse

NOTES: A report may have more than one allegation for each report; therefore, the total number of allegations will be greater than the total number of reports.

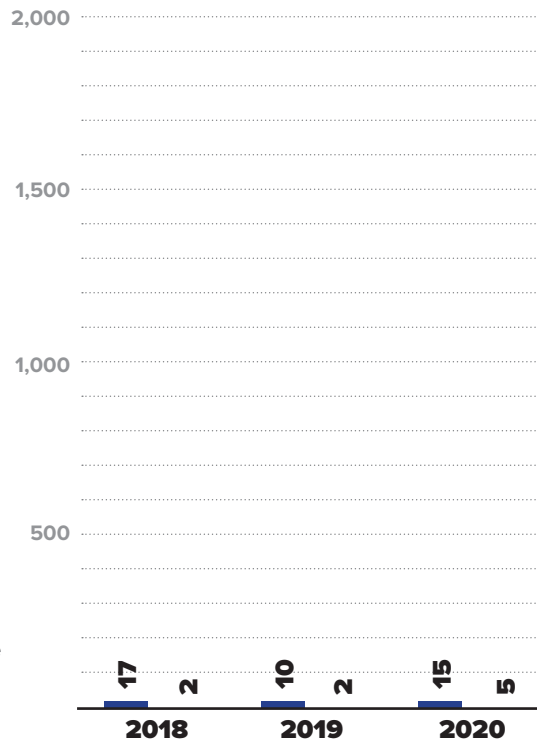
2020 REPORTS OF CHILD ABUSE

15

■ TOTAL REPORTS

5

■ SUBSTANTIATED REPORTS



NOTE: CPS and GPS data reported were investigated and substantiated by the CCYA and may vary from statewide data which include both CCYA and OCYF Regional Office investigations.

SUBSTANTIATED REPORTS BY SEX OF VICTIM

FEMALE

3

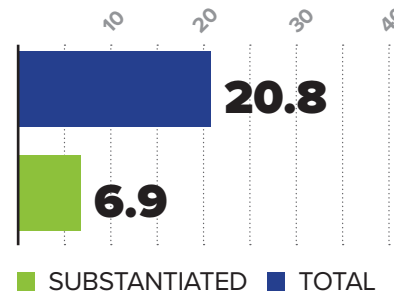
60.0%

MALE

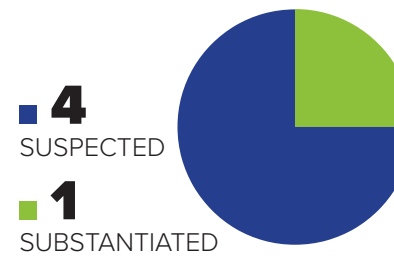
2

40.0%

CHILD ABUSE REPORTS PER 1,000 CHILDREN



CASES OF REPEAT ABUSE SUBSTANTIATED REPORTS



\$293,671

EXPENDITURES CHILD ABUSE INVESTIGATIONS AND GENERAL PROTECTIVE SERVICES ASSESSMENTS



2020 SUBSTANTIATED FATALITIES

0/73 MALE 0 FEMALE 0

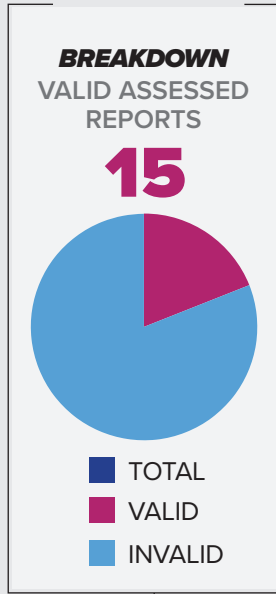
2020 SUBSTANTIATED NEAR FATALITIES

0/115 MALE 0 FEMALE 0

2020 REPORTS OF GENERAL PROTECTIVE SERVICES

81

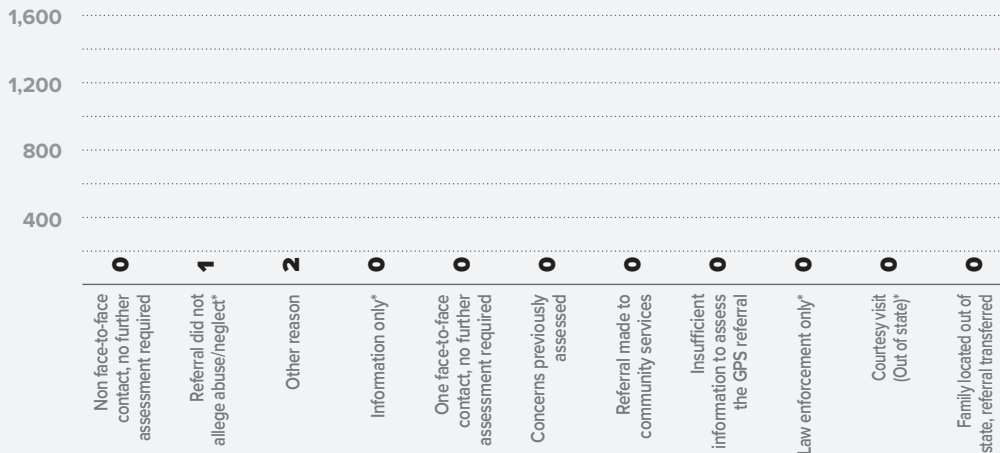
TOTAL REPORTS



NUMBER OF CHILDREN ASSESSED



BREAKDOWN REPORTS SCREENED OUT BY REASON

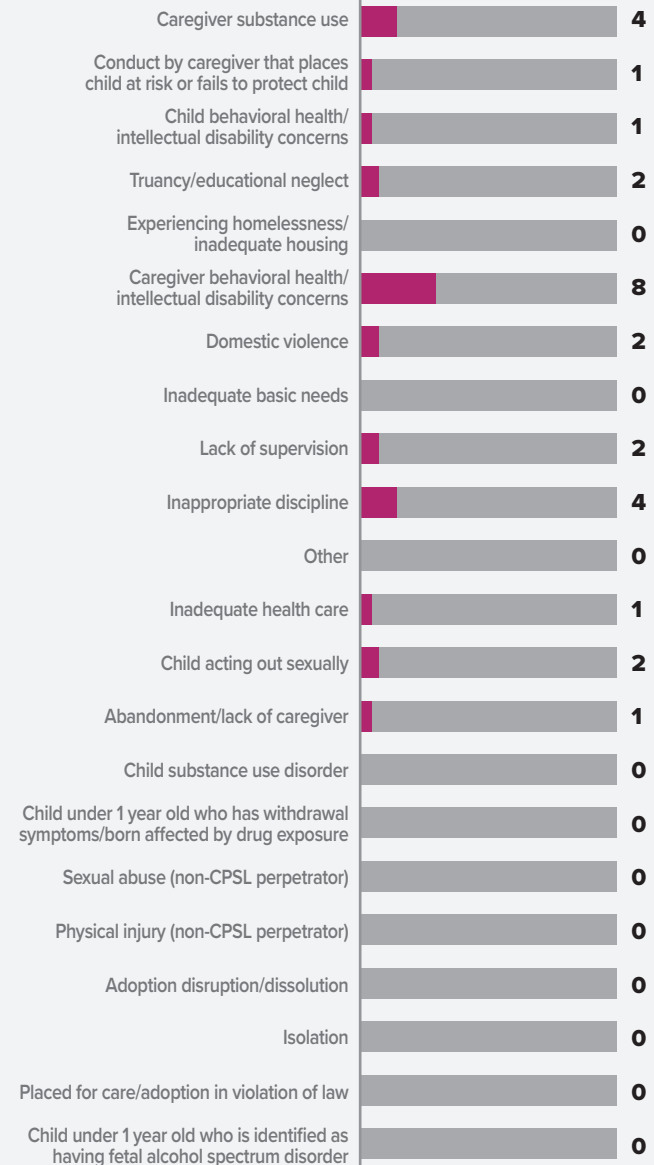


NOTE: Effective 10/3/3030, the screen out reasons were enhanced. This resulted in changes to some of the titles used for the Annual Report while other screen out reasons (*) were removed entirely.

VALID GPS CONCERNS BY TYPE

28

TOTAL CONCERNS



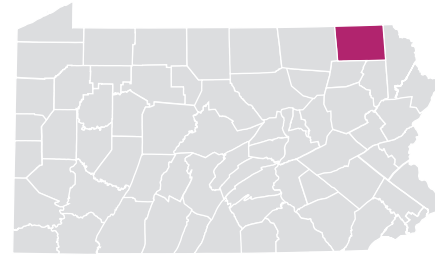
SULLIVAN COUNTY

NOTES: A report may have more than one concern for each report; therefore, the total number of concerns will be greater than the total number of reports. In some reports, more than one child was assessed with valid concerns; therefore, the number of children assessed exceeds the number of valid assessed reports.

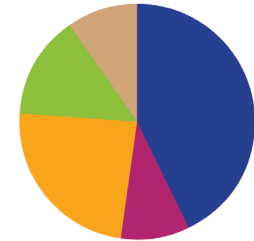


SUSQUEHANNA COUNTY

RURAL // POPULATION • 40,970 / POPULATION UNDER 18 • 7,707



TYPES OF ALLEGATIONS SUBSTANTIATED REPORTS



21 TOTAL ALLEGATIONS

- 9** (42.9%) Sexual Abuse
- 2** (9.5%) Physical Abuse/Bodily Injury
- 5** (23.8%) Reasonable Likelihood of Bodily Injury
- 3** (14.3%) Serious Physical Neglect
- 2** (9.5%) Engaging in Per Se Acts
- 0** (0.0%) Likelihood of Sexual Abuse/Exploitation
- 0** (0.0%) Serious Mental Injury
- 0** (0.0%) Severe Form of Trafficking in Persons or Sex Trafficking
- 0** (0.0%) Munchausen Syndrome by Proxy/Medical Abuse

NOTES: A report may have more than one allegation for each report; therefore, the total number of allegations will be greater than the total number of reports.

2020 REPORTS OF CHILD ABUSE

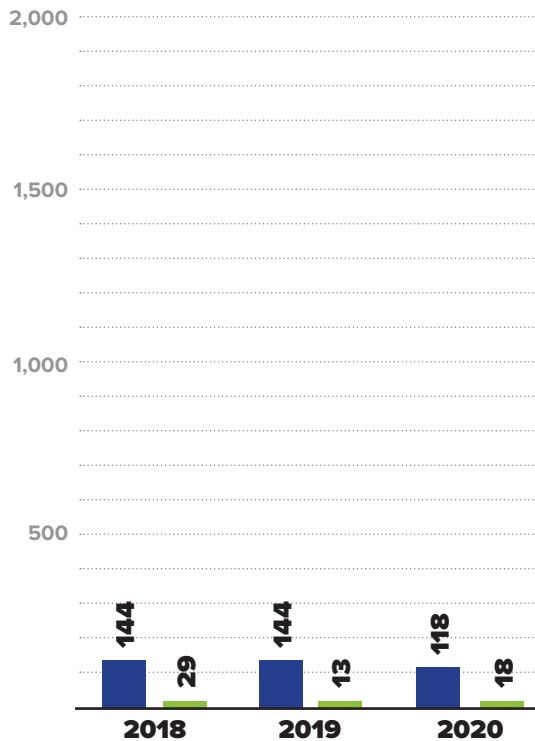
118

■ TOTAL REPORTS

18

■ SUBSTANTIATED REPORTS

NOTE: CPS and GPS data reported were investigated and substantiated by the CCYA and may vary from statewide data which include both CCYA and OCYF Regional Office investigations.



SUBSTANTIATED REPORTS BY SEX OF VICTIM

FEMALE

12

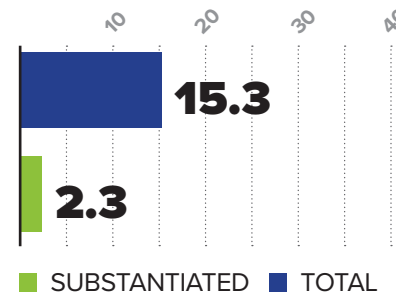
66.7%

MALE

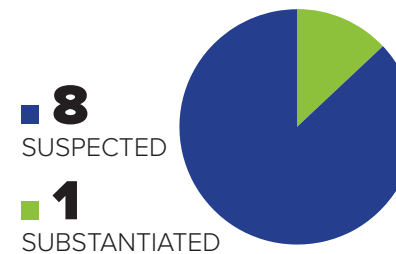
6

33.3%

CHILD ABUSE REPORTS PER 1,000 CHILDREN



CASES OF REPEAT ABUSE SUBSTANTIATED REPORTS



\$402,340

EXPENDITURES CHILD ABUSE INVESTIGATIONS AND GENERAL PROTECTIVE SERVICES ASSESSMENTS



2020 SUBSTANTIATED FATALITIES

0/73 MALE FEMALE

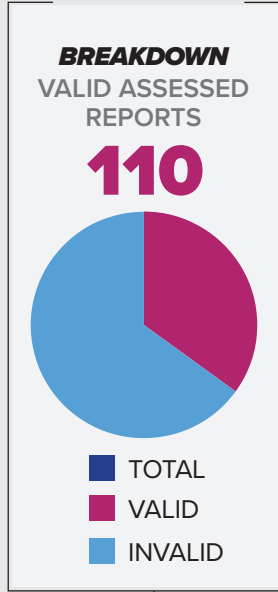
2020 SUBSTANTIATED NEAR FATALITIES

0/115 MALE FEMALE

2020 REPORTS OF GENERAL PROTECTIVE SERVICES

545

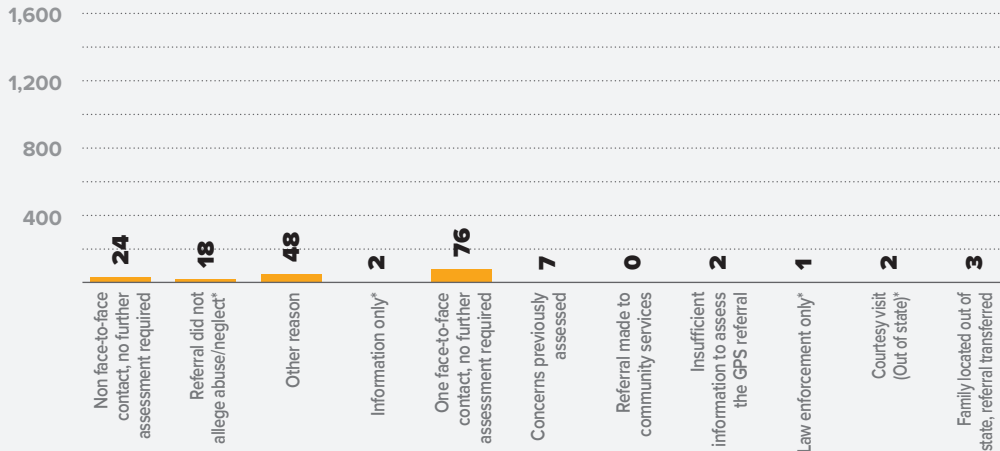
TOTAL REPORTS



NUMBER OF CHILDREN ASSESSED



BREAKDOWN REPORTS SCREENED OUT BY REASON

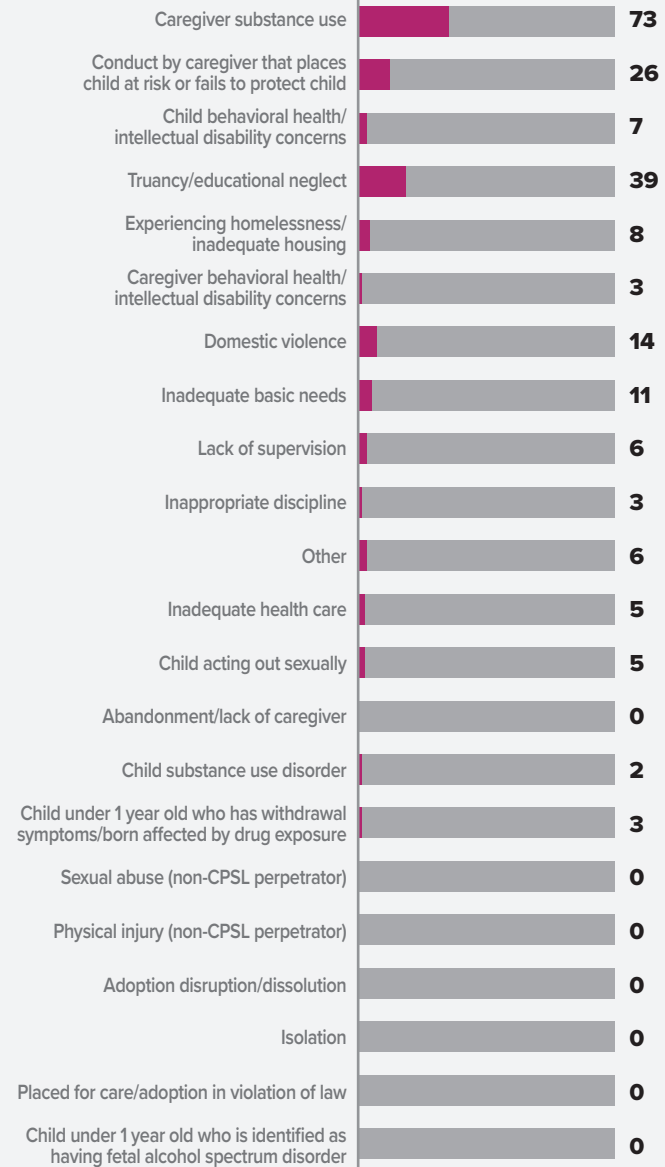


NOTE: Effective 10/3/3030, the screen out reasons were enhanced. This resulted in changes to some of the titles used for the Annual Report while other screen out reasons (*) were removed entirely.

VALID GPS CONCERNS BY TYPE

211

TOTAL CONCERNS



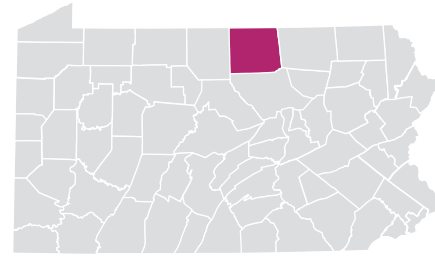
SUSQUEHANNA COUNTY

NOTES: A report may have more than one concern for each report; therefore, the total number of concerns will be greater than the total number of reports. In some reports, more than one child was assessed with valid concerns; therefore, the number of children assessed exceeds the number of valid assessed reports.

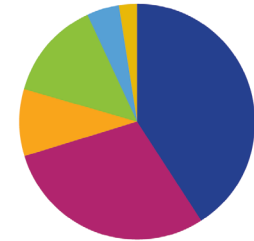


TIOGA COUNTY

RURAL // POPULATION • 40,944 / POPULATION UNDER 18 • 8,156



TYPES OF ALLEGATIONS SUBSTANTIATED REPORTS



44 TOTAL ALLEGATIONS

- **18** (40.9%) Sexual Abuse
- **13** (29.5%) Physical Abuse/Bodily Injury
- **4** (9.1%) Reasonable Likelihood of Bodily Injury
- **6** (13.6%) Serious Physical Neglect
- **0** (0.0%) Engaging in Per Se Acts
- **2** (4.5%) Likelihood of Sexual Abuse/Exploitation
- **1** (2.3%) Serious Mental Injury
- **0** (0.0%) Severe Form of Trafficking in Persons or Sex Trafficking
- **0** (0.0%) Munchausen Syndrome by Proxy/Medical Abuse

NOTES: A report may have more than one allegation for each report; therefore, the total number of allegations will be greater than the total number of reports.

2020 REPORTS OF CHILD ABUSE

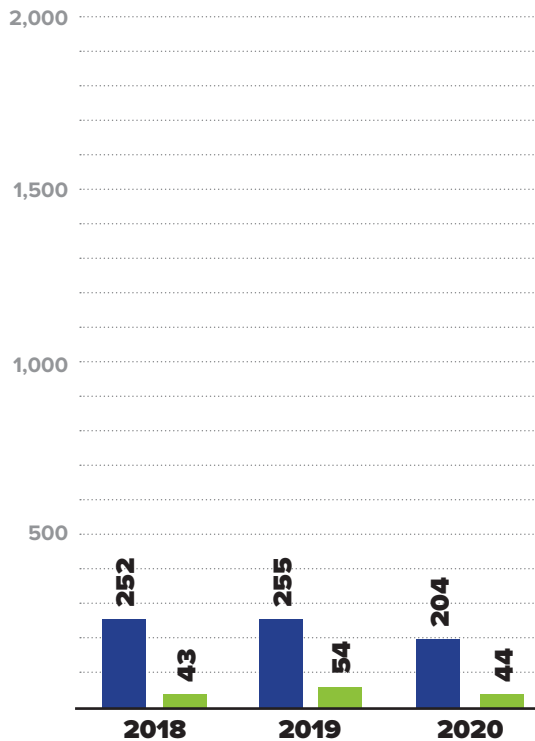
204

■ TOTAL REPORTS

44

■ SUBSTANTIATED REPORTS

NOTE: CPS and GPS data reported were investigated and substantiated by the CCYA and may vary from statewide data which include both CCYA and OCYF Regional Office investigations.



SUBSTANTIATED REPORTS BY SEX OF VICTIM

FEMALE

28

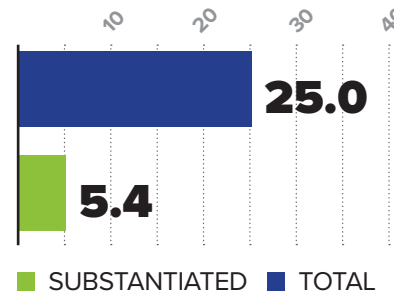
63.6%

MALE

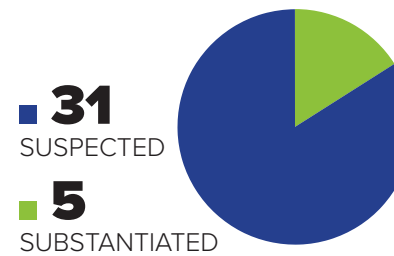
16

36.4%

CHILD ABUSE REPORTS PER 1,000 CHILDREN




CASES OF REPEAT ABUSE SUBSTANTIATED REPORTS



\$2,596,460

EXPENDITURES CHILD ABUSE INVESTIGATIONS AND GENERAL PROTECTIVE SERVICES ASSESSMENTS



2020 SUBSTANTIATED FATALITIES

0/73 MALE 0 FEMALE 0

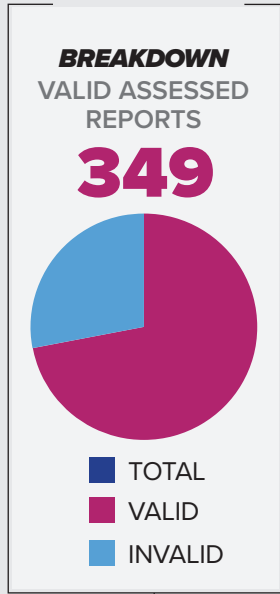
2020 SUBSTANTIATED NEAR FATALITIES

0/115 MALE 0 FEMALE 0

2020 REPORTS OF GENERAL PROTECTIVE SERVICES

728

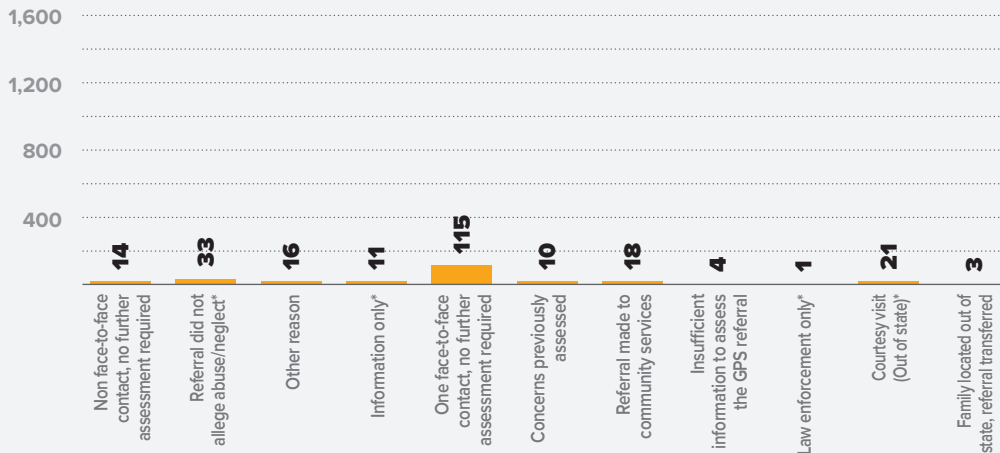
TOTAL REPORTS



NUMBER OF CHILDREN ASSESSED



BREAKDOWN REPORTS SCREENED OUT BY REASON

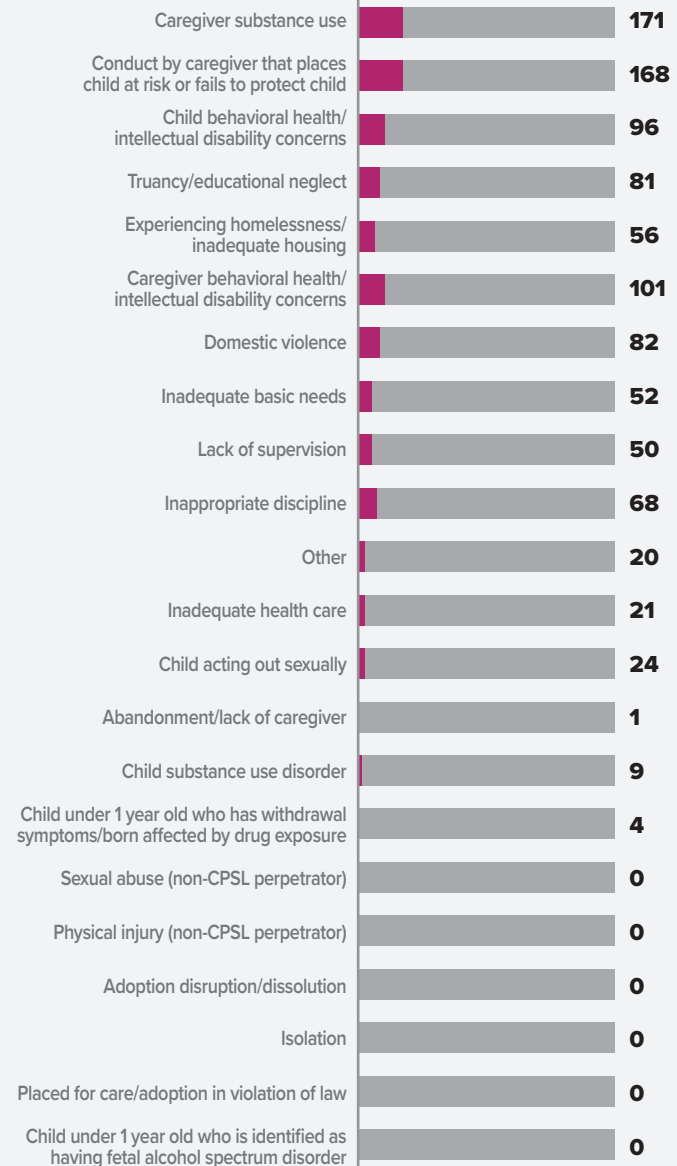


NOTE: Effective 10/3/3030, the screen out reasons were enhanced. This resulted in changes to some of the titles used for the Annual Report while other screen out reasons (*) were removed entirely.

VALID GPS CONCERNS BY TYPE

1,004

TOTAL CONCERNS



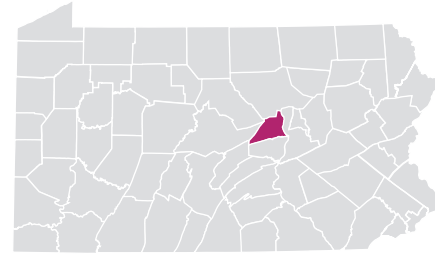
TIOGA COUNTY

NOTES: A report may have more than one concern for each report; therefore, the total number of concerns will be greater than the total number of reports. In some reports, more than one child was assessed with valid concerns; therefore, the number of children assessed exceeds the number of valid assessed reports.

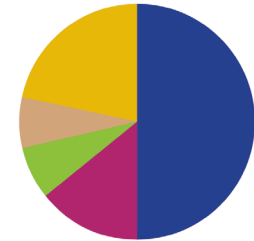


UNION COUNTY

RURAL // POPULATION • 45,111 / POPULATION UNDER 18 • 8,064



TYPES OF ALLEGATIONS SUBSTANTIATED REPORTS



14 TOTAL ALLEGATIONS

- 7** (50.0%) Sexual Abuse
- 2** (14.3%) Physical Abuse/Bodily Injury
- 0** (0.0%) Reasonable Likelihood of Bodily Injury
- 1** (7.1%) Serious Physical Neglect
- 1** (7.1%) Engaging in Per Se Acts
- 0** (0.0%) Likelihood of Sexual Abuse/Exploitation
- 3** (21.4%) Serious Mental Injury
- 0** (0.0%) Severe Form of Trafficking in Persons or Sex Trafficking
- 0** (0.0%) Munchausen Syndrome by Proxy/Medical Abuse

NOTES: A report may have more than one allegation for each report; therefore, the total number of allegations will be greater than the total number of reports.

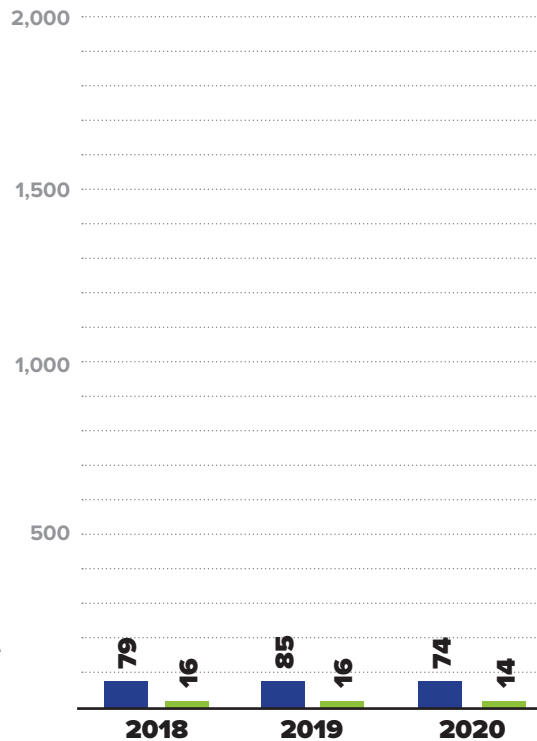
2020 REPORTS OF CHILD ABUSE

74

■ TOTAL REPORTS

14

■ SUBSTANTIATED REPORTS



NOTE: CPS and GPS data reported were investigated and substantiated by the CCYA and may vary from statewide data which include both CCYA and OCYF Regional Office investigations.

SUBSTANTIATED REPORTS BY SEX OF VICTIM

FEMALE

8

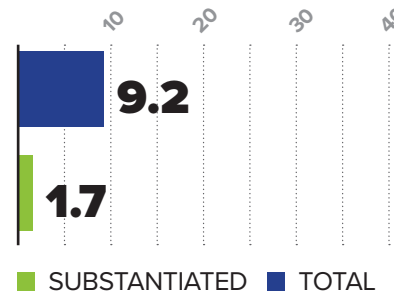
57.1%

MALE

6

42.9%

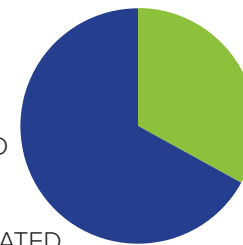
CHILD ABUSE REPORTS PER 1,000 CHILDREN



CASES OF REPEAT ABUSE SUBSTANTIATED REPORTS

3 SUSPECTED

1 SUBSTANTIATED



\$633,339

EXPENDITURES CHILD ABUSE INVESTIGATIONS AND GENERAL PROTECTIVE SERVICES ASSESSMENTS



2020 SUBSTANTIATED FATALITIES

0/73 MALE 0 FEMALE 0

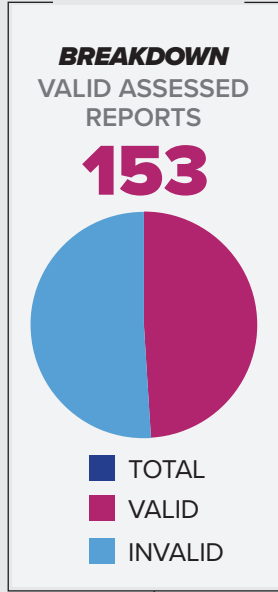
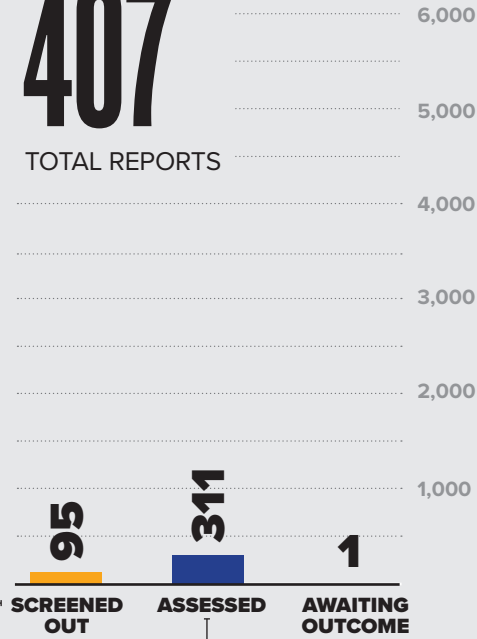
2020 SUBSTANTIATED NEAR FATALITIES

0/115 MALE 0 FEMALE 0

2020 REPORTS OF GENERAL PROTECTIVE SERVICES

407

TOTAL REPORTS



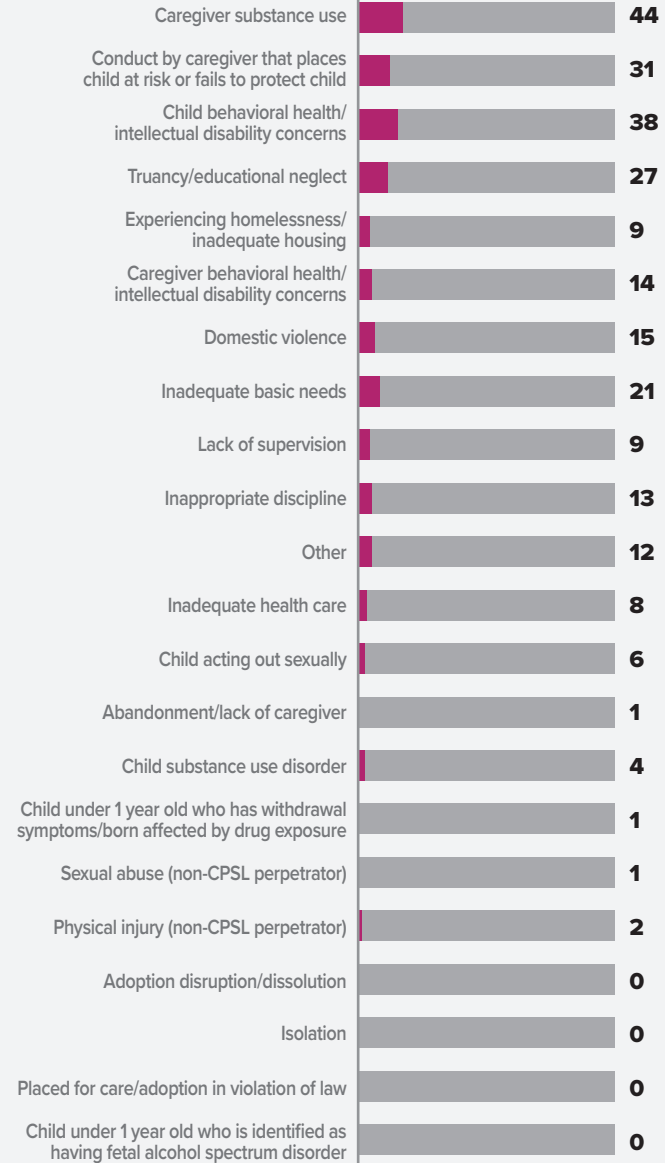
NUMBER OF CHILDREN ASSESSED



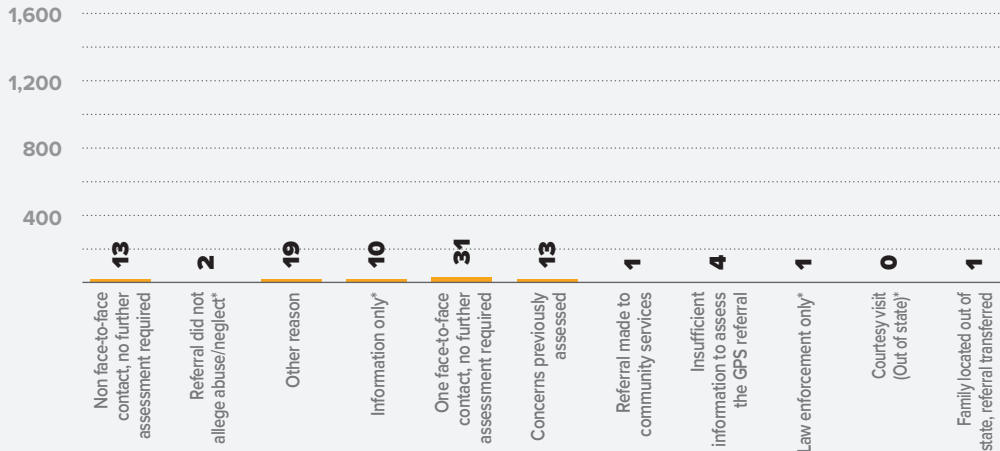
VALID GPS CONCERNS BY TYPE

256

TOTAL CONCERNS



BREAKDOWN REPORTS SCREENED OUT BY REASON



NOTE: Effective 10/3/3030, the screen out reasons were enhanced. This resulted in changes to some of the titles used for the Annual Report while other screen out reasons (*) were removed entirely.



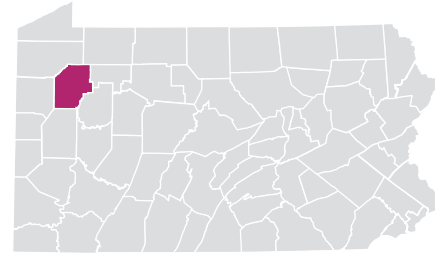
UNION COUNTY

NOTES: A report may have more than one concern for each report; therefore, the total number of concerns will be greater than the total number of reports. In some reports, more than one child was assessed with valid concerns; therefore, the number of children assessed exceeds the number of valid assessed reports.

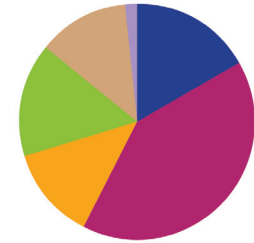


VENANGO COUNTY

RURAL // POPULATION • 51,818 / POPULATION UNDER 18 • 10,167



TYPES OF ALLEGATIONS SUBSTANTIATED REPORTS



71 TOTAL ALLEGATIONS

- 12** (16.9%) Sexual Abuse
- 29** (40.8%) Physical Abuse/Bodily Injury
- 9** (12.7%) Reasonable Likelihood of Bodily Injury
- 11** (15.5%) Serious Physical Neglect
- 9** (12.7%) Engaging in Per Se Acts
- 0** (0.0%) Likelihood of Sexual Abuse/Exploitation
- 0** (0.0%) Serious Mental Injury
- 1** (1.4%) Severe Form of Trafficking in Persons or Sex Trafficking
- 0** (0.0%) Munchausen Syndrome by Proxy/Medical Abuse

NOTES: A report may have more than one allegation for each report; therefore, the total number of allegations will be greater than the total number of reports.

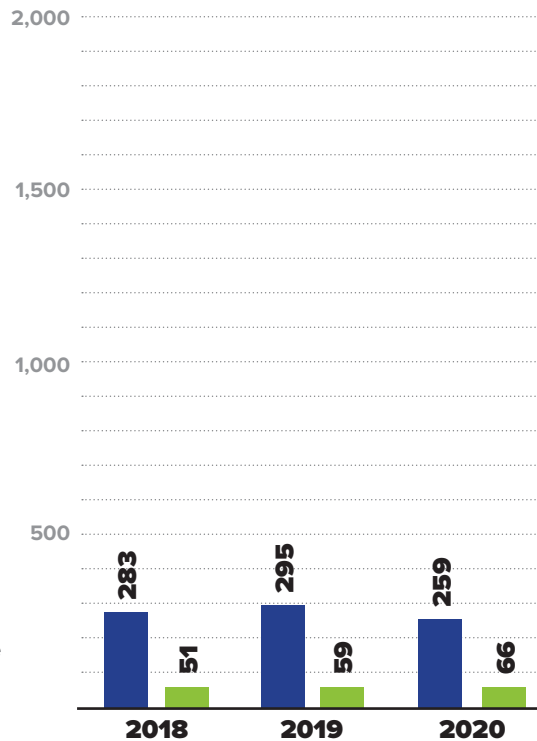
2020 REPORTS OF CHILD ABUSE

259

■ TOTAL REPORTS

66

■ SUBSTANTIATED REPORTS



SUBSTANTIATED REPORTS BY SEX OF VICTIM

FEMALE

35

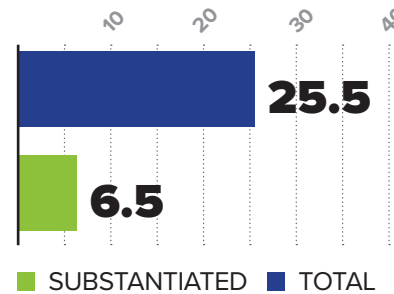
53.0%

MALE

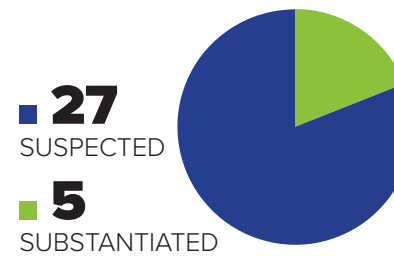
31

47.0%

CHILD ABUSE REPORTS PER 1,000 CHILDREN



CASES OF REPEAT ABUSE SUBSTANTIATED REPORTS



NOTE: CPS and GPS data reported were investigated and substantiated by the CCYA and may vary from statewide data which include both CCYA and OCYF Regional Office investigations.

\$1,101,717

EXPENDITURES CHILD ABUSE INVESTIGATIONS AND GENERAL PROTECTIVE SERVICES ASSESSMENTS



2020 SUBSTANTIATED FATALITIES

0/73 MALE FEMALE

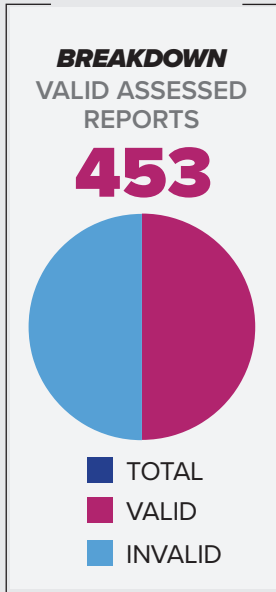
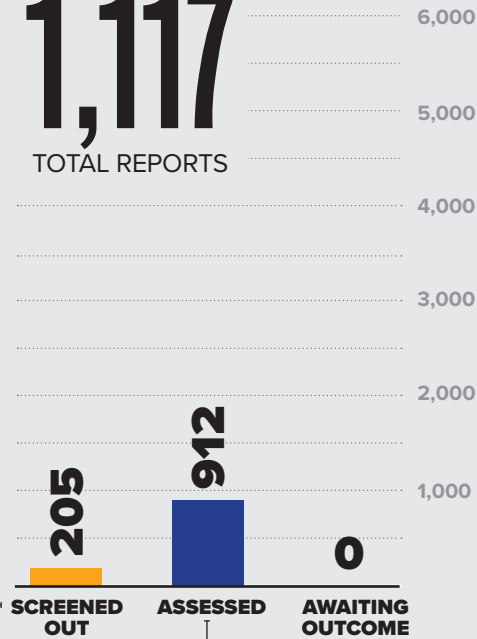
2020 SUBSTANTIATED NEAR FATALITIES

0/115 MALE FEMALE

2020 REPORTS OF GENERAL PROTECTIVE SERVICES

1,117

TOTAL REPORTS



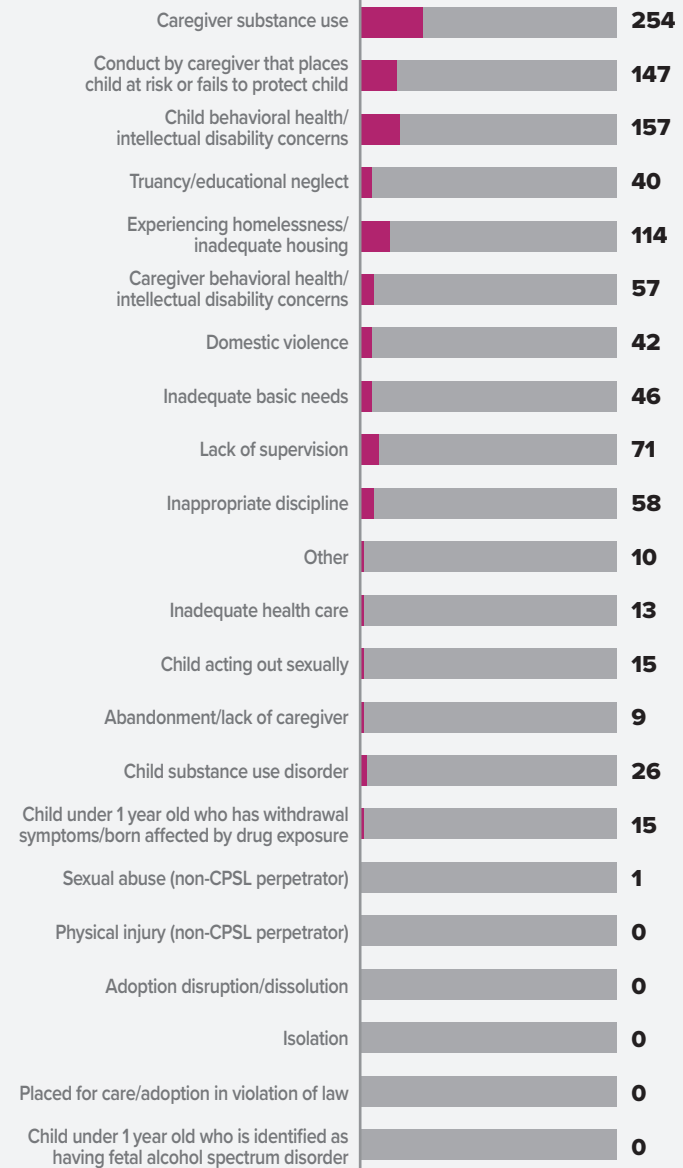
NUMBER OF CHILDREN ASSESSED



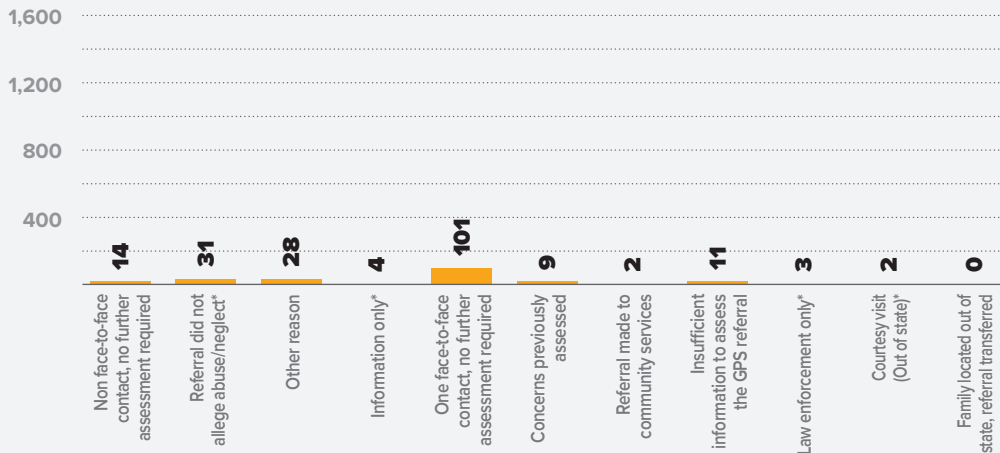
VALID GPS CONCERNS BY TYPE

1,075

TOTAL CONCERNS



BREAKDOWN REPORTS SCREENED OUT BY REASON



NOTE: Effective 10/3/3030, the screen out reasons were enhanced. This resulted in changes to some of the titles used for the Annual Report while other screen out reasons (*) were removed entirely.

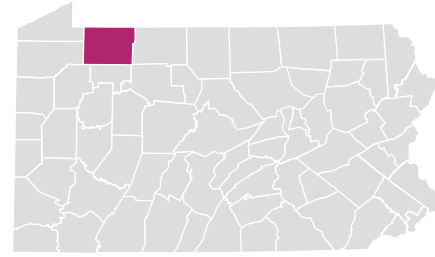


VENANGO COUNTY

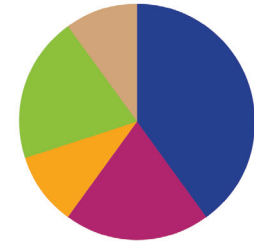
NOTES: A report may have more than one concern for each report; therefore, the total number of concerns will be greater than the total number of reports. In some reports, more than one child was assessed with valid concerns; therefore, the number of children assessed exceeds the number of valid assessed reports.

WARREN COUNTY

RURAL // POPULATION • 39,756 / POPULATION UNDER 18 • 7,740



TYPES OF ALLEGATIONS SUBSTANTIATED REPORTS



10 TOTAL ALLEGATIONS

- **4** (40.0%) Sexual Abuse
- **2** (20.0%) Physical Abuse/Bodily Injury
- **1** (10.0%) Reasonable Likelihood of Bodily Injury
- **2** (20.0%) Serious Physical Neglect
- **1** (10.0%) Engaging in Per Se Acts
- **0** (0.0%) Likelihood of Sexual Abuse/Exploitation
- **0** (0.0%) Serious Mental Injury
- **0** (0.0%) Severe Form of Trafficking in Persons or Sex Trafficking
- **0** (0.0%) Munchausen Syndrome by Proxy/Medical Abuse

NOTES: A report may have more than one allegation for each report; therefore, the total number of allegations will be greater than the total number of reports.

2020 REPORTS OF CHILD ABUSE

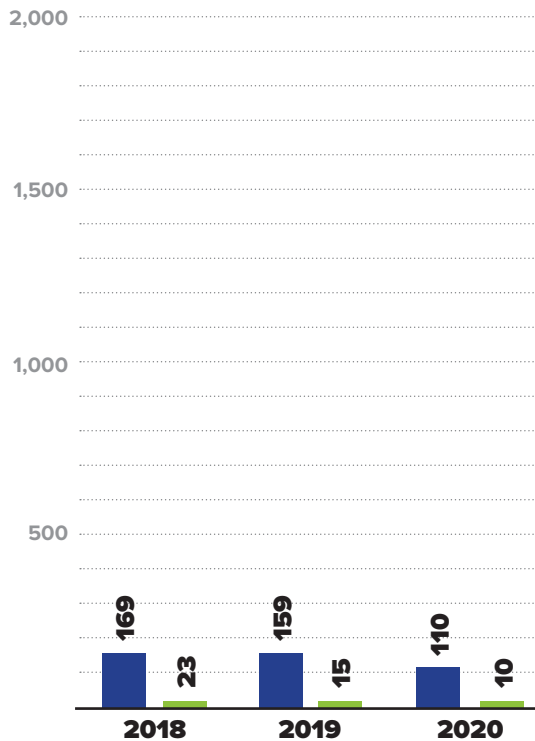
110

■ TOTAL REPORTS

10

■ SUBSTANTIATED REPORTS

NOTE: CPS and GPS data reported were investigated and substantiated by the CCYA and may vary from statewide data which include both CCYA and OCYF Regional Office investigations.



SUBSTANTIATED REPORTS BY SEX OF VICTIM

FEMALE

6

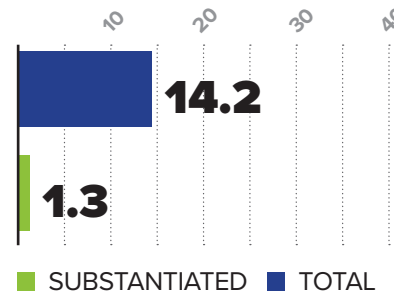
60.0%

MALE

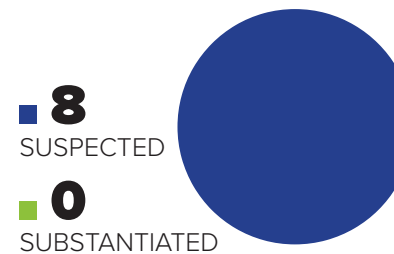
4

40.0%

CHILD ABUSE REPORTS PER 1,000 CHILDREN



CASES OF REPEAT ABUSE SUBSTANTIATED REPORTS



\$952,401

EXPENDITURES CHILD ABUSE INVESTIGATIONS AND GENERAL PROTECTIVE SERVICES ASSESSMENTS



2020 SUBSTANTIATED FATALITIES

1/73 MALE 0 FEMALE 1

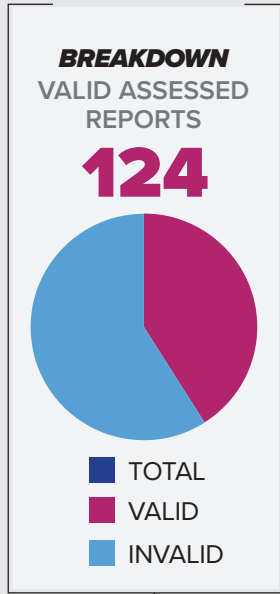
2020 SUBSTANTIATED NEAR FATALITIES

0/115 MALE 0 FEMALE 0

2020 REPORTS OF GENERAL PROTECTIVE SERVICES

585

TOTAL REPORTS



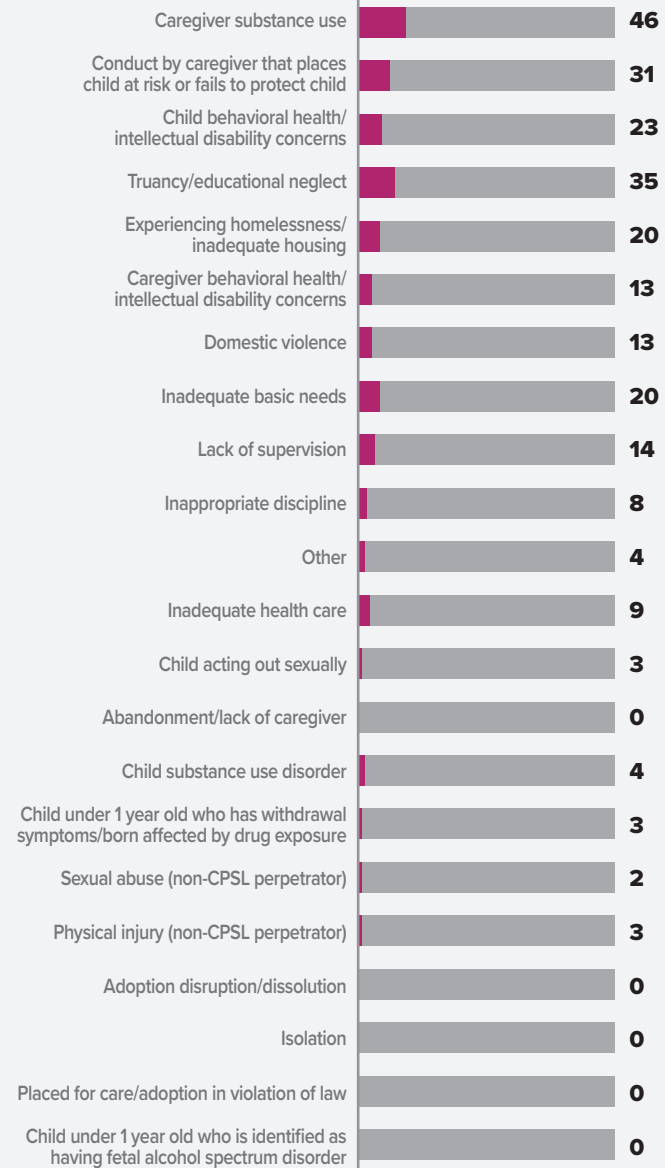
NUMBER OF CHILDREN ASSESSED



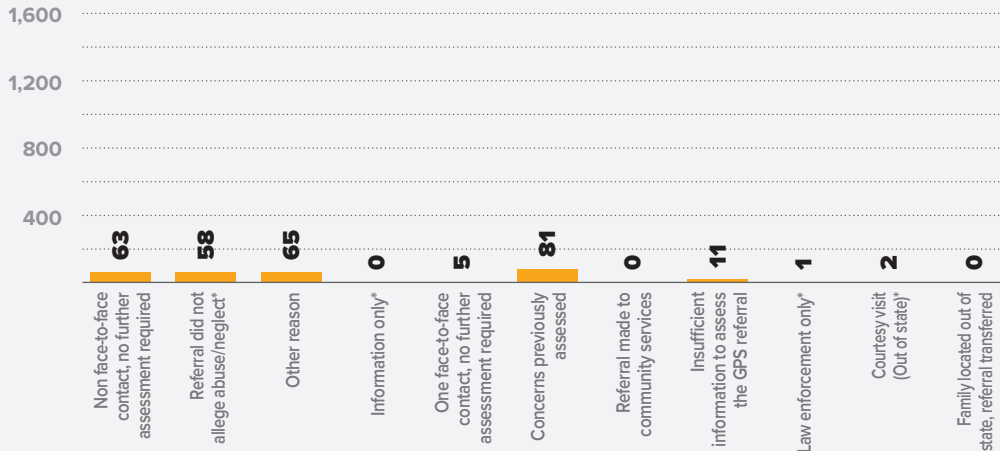
VALID GPS CONCERNS BY TYPE

251

TOTAL CONCERNS



BREAKDOWN REPORTS SCREENED OUT BY REASON



NOTE: Effective 10/3/3030, the screen out reasons were enhanced. This resulted in changes to some of the titles used for the Annual Report while other screen out reasons (*) were removed entirely.



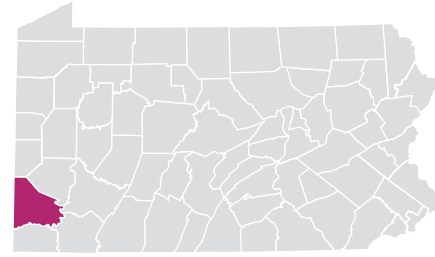
WARREN COUNTY

NOTES: A report may have more than one concern for each report; therefore, the total number of concerns will be greater than the total number of reports. In some reports, more than one child was assessed with valid concerns; therefore, the number of children assessed exceeds the number of valid assessed reports.

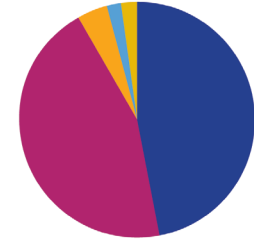


WASHINGTON COUNTY

RURAL // POPULATION • 207,212 / POPULATION UNDER 18 • 40,570



TYPES OF ALLEGATIONS SUBSTANTIATED REPORTS



49 TOTAL ALLEGATIONS

- 23** (46.9%) Sexual Abuse
- 22** (44.9%) Physical Abuse/Bodily Injury
- 2** (4.1%) Reasonable Likelihood of Bodily Injury
- 0** (0.0%) Serious Physical Neglect
- 0** (0.0%) Engaging in Per Se Acts
- 1** (2.0%) Likelihood of Sexual Abuse/Exploitation
- 1** (2.0%) Serious Mental Injury
- 0** (0.0%) Severe Form of Trafficking in Persons or Sex Trafficking
- 0** (0.0%) Munchausen Syndrome by Proxy/Medical Abuse

NOTES: A report may have more than one allegation for each report; therefore, the total number of allegations will be greater than the total number of reports.

2020 REPORTS OF CHILD ABUSE

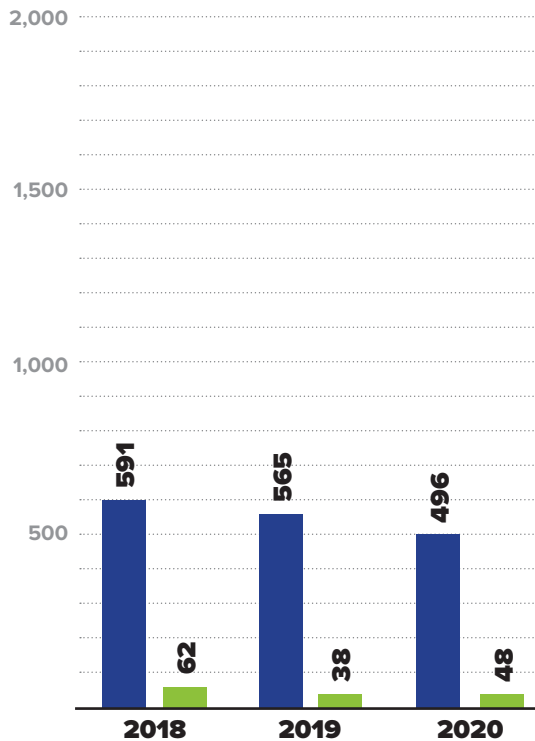
496

■ TOTAL REPORTS

48

■ SUBSTANTIATED REPORTS

NOTE: CPS and GPS data reported were investigated and substantiated by the CCYA and may vary from statewide data which include both CCYA and OCYF Regional Office investigations.



SUBSTANTIATED REPORTS BY SEX OF VICTIM

FEMALE

33

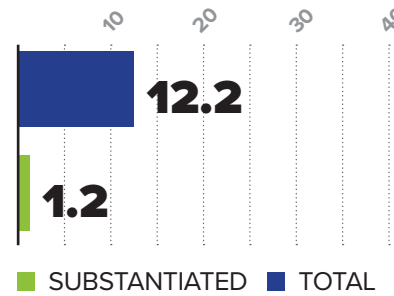
68.8%

MALE

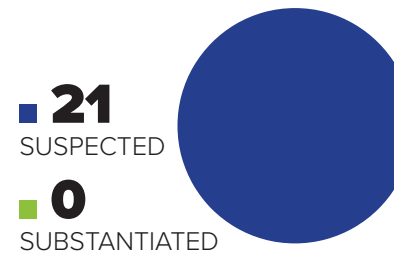
15

31.3%

CHILD ABUSE REPORTS PER 1,000 CHILDREN



CASES OF REPEAT ABUSE SUBSTANTIATED REPORTS



\$4,579,508

EXPENDITURES CHILD ABUSE INVESTIGATIONS AND GENERAL PROTECTIVE SERVICES ASSESSMENTS



2020 SUBSTANTIATED FATALITIES

1/73 MALE 1 FEMALE 0

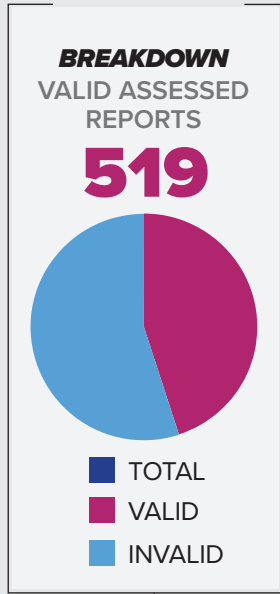
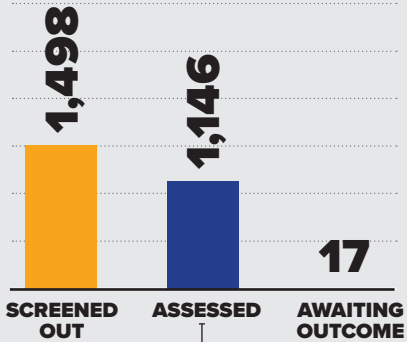
2020 SUBSTANTIATED NEAR FATALITIES

1/115 MALE 1 FEMALE 0

2020 REPORTS OF GENERAL PROTECTIVE SERVICES

2,661

TOTAL REPORTS



NUMBER OF CHILDREN ASSESSED

1,665
TOTAL

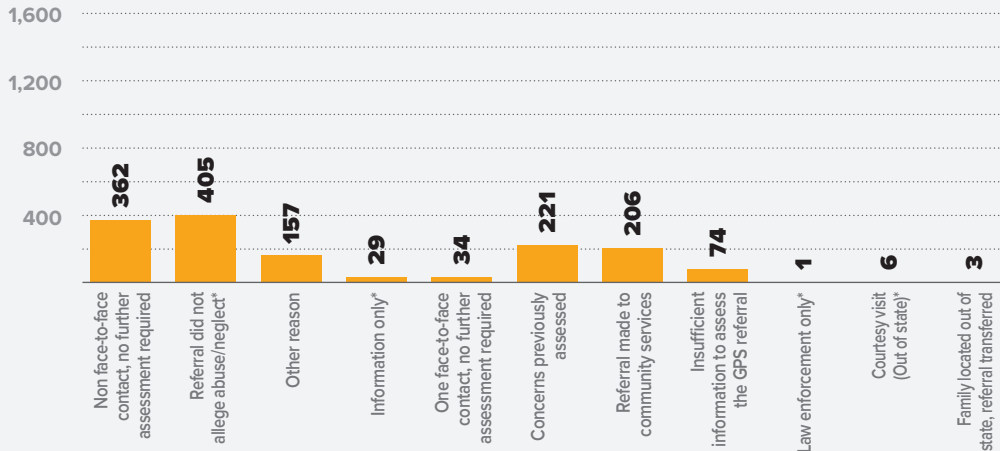
742
VALID

CHILDREN ASSESSED PER 1,000 CHILDREN

41.0
TOTAL

18.3
VALID

BREAKDOWN REPORTS SCREENED OUT BY REASON

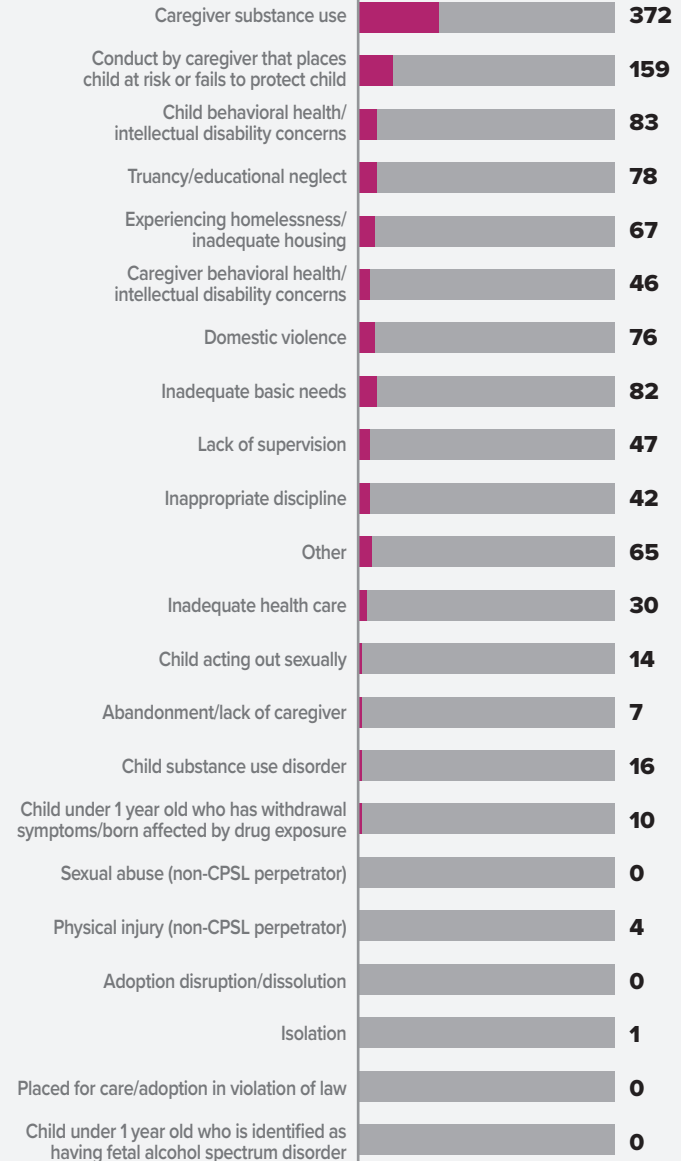


NOTE: Effective 10/3/3030, the screen out reasons were enhanced. This resulted in changes to some of the titles used for the Annual Report while other screen out reasons (*) were removed entirely.

VALID GPS CONCERNS BY TYPE

1,199

TOTAL CONCERNS

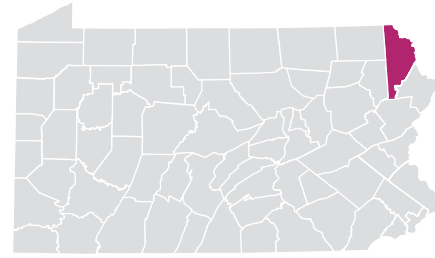


WASHINGTON COUNTY

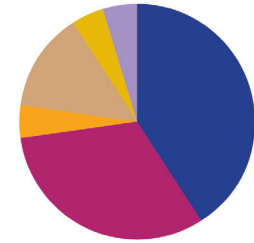
NOTES: A report may have more than one concern for each report; therefore, the total number of concerns will be greater than the total number of reports. In some reports, more than one child was assessed with valid concerns; therefore, the number of children assessed exceeds the number of valid assessed reports.

WAYNE COUNTY

RURAL // POPULATION • 51,422 / POPULATION UNDER 18 • 8,606



TYPES OF ALLEGATIONS SUBSTANTIATED REPORTS



22 TOTAL ALLEGATIONS

- **9** (40.9%) Sexual Abuse
- **7** (31.8%) Physical Abuse/Bodily Injury
- **1** (4.5%) Reasonable Likelihood of Bodily Injury
- **0** (0.0%) Serious Physical Neglect
- **3** (13.6%) Engaging in Per Se Acts
- **0** (0.0%) Likelihood of Sexual Abuse/Exploitation
- **1** (4.5%) Serious Mental Injury
- **1** (4.5%) Severe Form of Trafficking in Persons or Sex Trafficking
- **0** (0.0%) Munchausen Syndrome by Proxy/Medical Abuse

NOTES: A report may have more than one allegation for each report; therefore, the total number of allegations will be greater than the total number of reports.

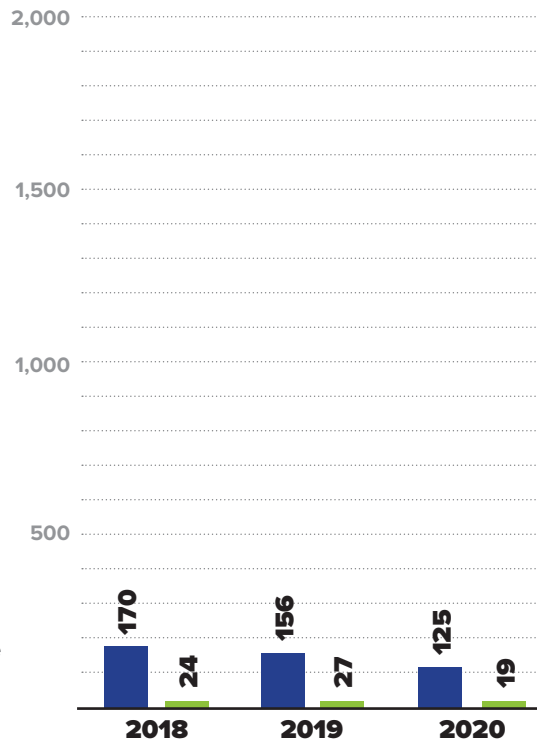
2020 REPORTS OF CHILD ABUSE

125

■ TOTAL REPORTS

19

■ SUBSTANTIATED REPORTS



NOTE: CPS and GPS data reported were investigated and substantiated by the CCYA and may vary from statewide data which include both CCYA and OCYF Regional Office investigations.

SUBSTANTIATED REPORTS BY SEX OF VICTIM

FEMALE

12

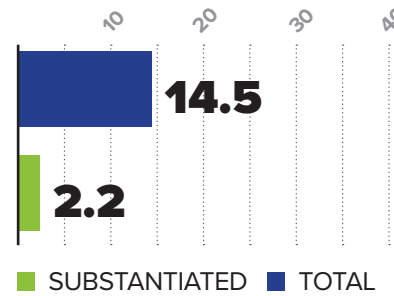
63.2%

MALE

7

36.8%

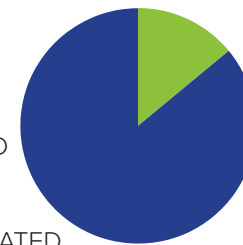
CHILD ABUSE REPORTS PER 1,000 CHILDREN



CASES OF REPEAT ABUSE SUBSTANTIATED REPORTS

■ **7** SUSPECTED

■ **1** SUBSTANTIATED



\$1,216,822

EXPENDITURES CHILD ABUSE INVESTIGATIONS AND GENERAL PROTECTIVE SERVICES ASSESSMENTS



2020 SUBSTANTIATED FATALITIES

0/73 MALE 0 FEMALE 0

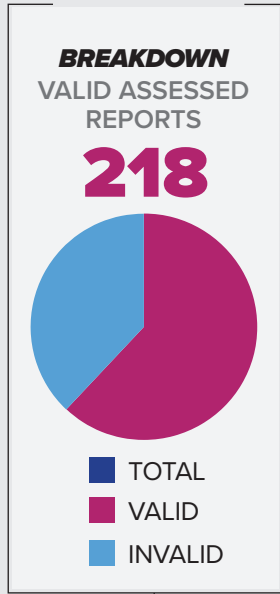
2020 SUBSTANTIATED NEAR FATALITIES

0/115 MALE 0 FEMALE 0

2020 REPORTS OF GENERAL PROTECTIVE SERVICES

701

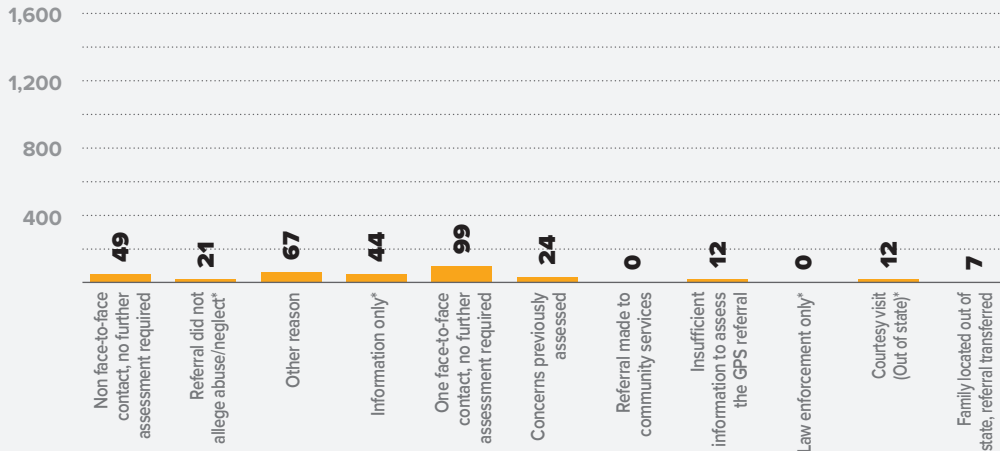
TOTAL REPORTS



NUMBER OF CHILDREN ASSESSED



BREAKDOWN REPORTS SCREENED OUT BY REASON

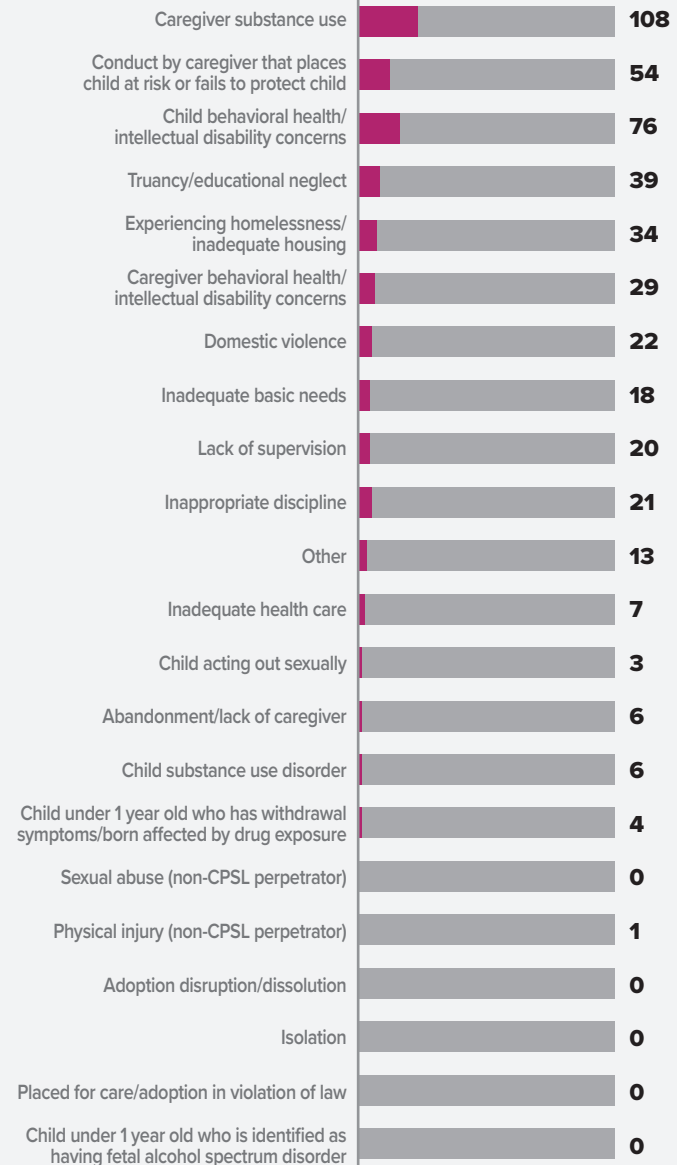


NOTE: Effective 10/3/3030, the screen out reasons were enhanced. This resulted in changes to some of the titles used for the Annual Report while other screen out reasons (*) were removed entirely.

VALID GPS CONCERNS BY TYPE

461

TOTAL CONCERNS



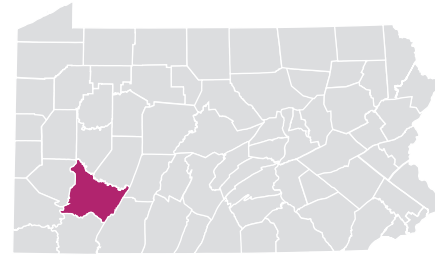
WAYNE COUNTY

NOTES: A report may have more than one concern for each report; therefore, the total number of concerns will be greater than the total number of reports. In some reports, more than one child was assessed with valid concerns; therefore, the number of children assessed exceeds the number of valid assessed reports.

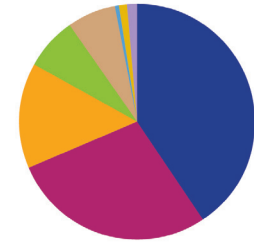


WESTMORELAND COUNTY

URBAN // POPULATION • 352,590 / POPULATION UNDER 18 • 65,147



TYPES OF ALLEGATIONS SUBSTANTIATED REPORTS



167 TOTAL ALLEGATIONS

- 68** (40.7%) Sexual Abuse
- 47** (28.1%) Physical Abuse/Bodily Injury
- 24** (14.4%) Reasonable Likelihood of Bodily Injury
- 12** (7.2%) Serious Physical Neglect
- 11** (6.6%) Engaging in Per Se Acts
- 1** (0.6%) Likelihood of Sexual Abuse/Exploitation
- 2** (1.2%) Serious Mental Injury
- 2** (1.2%) Severe Form of Trafficking in Persons or Sex Trafficking
- 0** (0.0%) Munchausen Syndrome by Proxy/Medical Abuse

NOTES: A report may have more than one allegation for each report; therefore, the total number of allegations will be greater than the total number of reports.

2020 REPORTS OF CHILD ABUSE

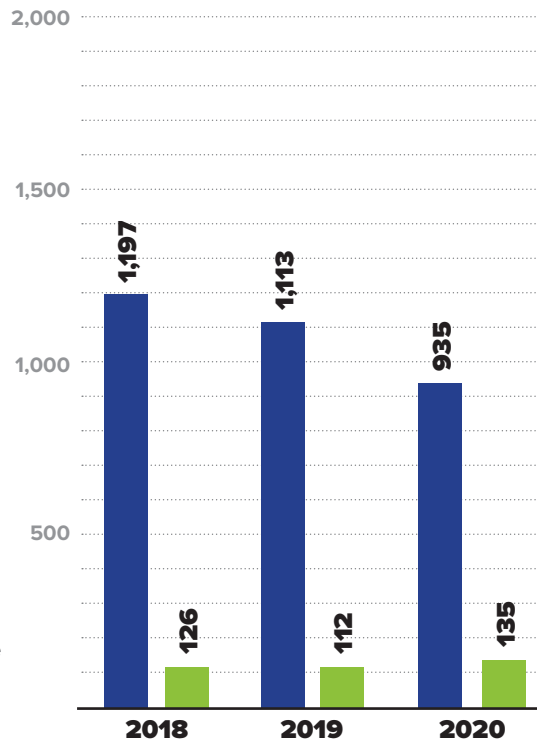
935

■ TOTAL REPORTS

135

■ SUBSTANTIATED REPORTS

NOTE: CPS and GPS data reported were investigated and substantiated by the CCYA and may vary from statewide data which include both CCYA and OCYF Regional Office investigations.



SUBSTANTIATED REPORTS BY SEX OF VICTIM

FEMALE

88

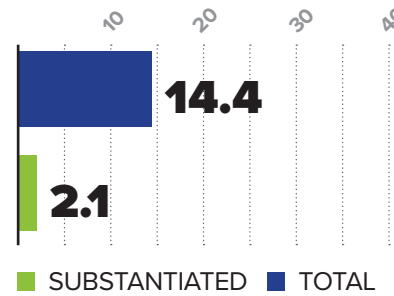
65.2%

MALE

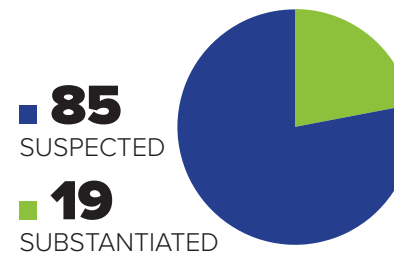
47

34.8%

CHILD ABUSE REPORTS PER 1,000 CHILDREN



CASES OF REPEAT ABUSE SUBSTANTIATED REPORTS



\$4,934,280

EXPENDITURES CHILD ABUSE INVESTIGATIONS AND GENERAL PROTECTIVE SERVICES ASSESSMENTS



2020 SUBSTANTIATED FATALITIES

2/73 MALE 2 FEMALE 0

2020 SUBSTANTIATED NEAR FATALITIES

2/115 MALE 0 FEMALE 2

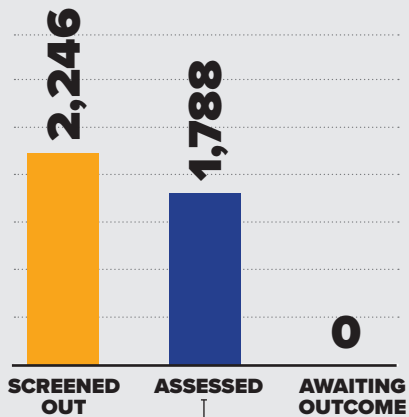


NOTES: A report may have more than one concern for each report; therefore, the total number of concerns will be greater than the total number of reports. In some reports, more than one child was assessed with valid concerns; therefore, the number of children assessed exceeds the number of valid assessed reports.

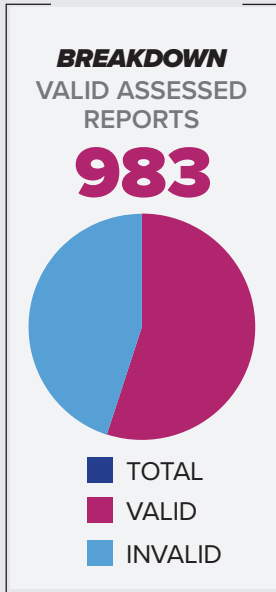
2020 REPORTS OF GENERAL PROTECTIVE SERVICES

4,034

TOTAL REPORTS



6,000
5,000
4,000
3,000
2,000
1,000



NUMBER OF CHILDREN ASSESSED

2,746
TOTAL

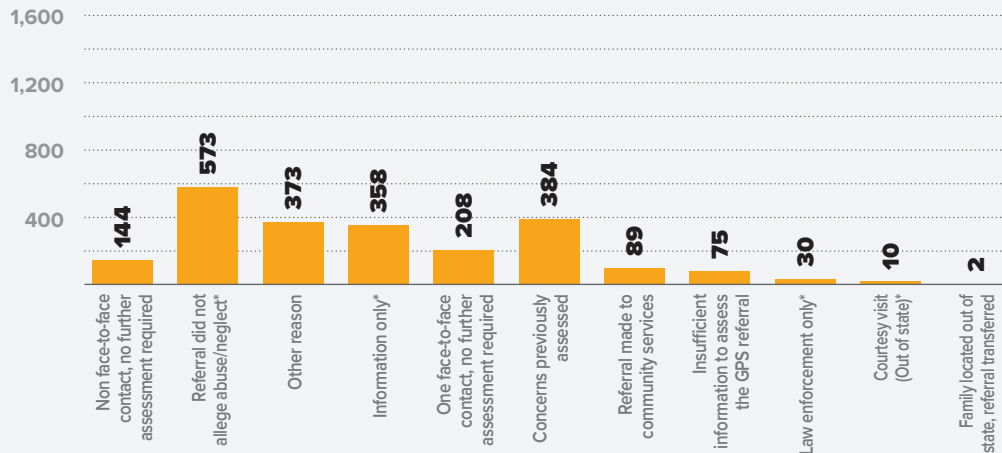
1,433
VALID

CHILDREN ASSESSED PER 1,000 CHILDREN

42.2
TOTAL

22.0
VALID

BREAKDOWN REPORTS SCREENED OUT BY REASON

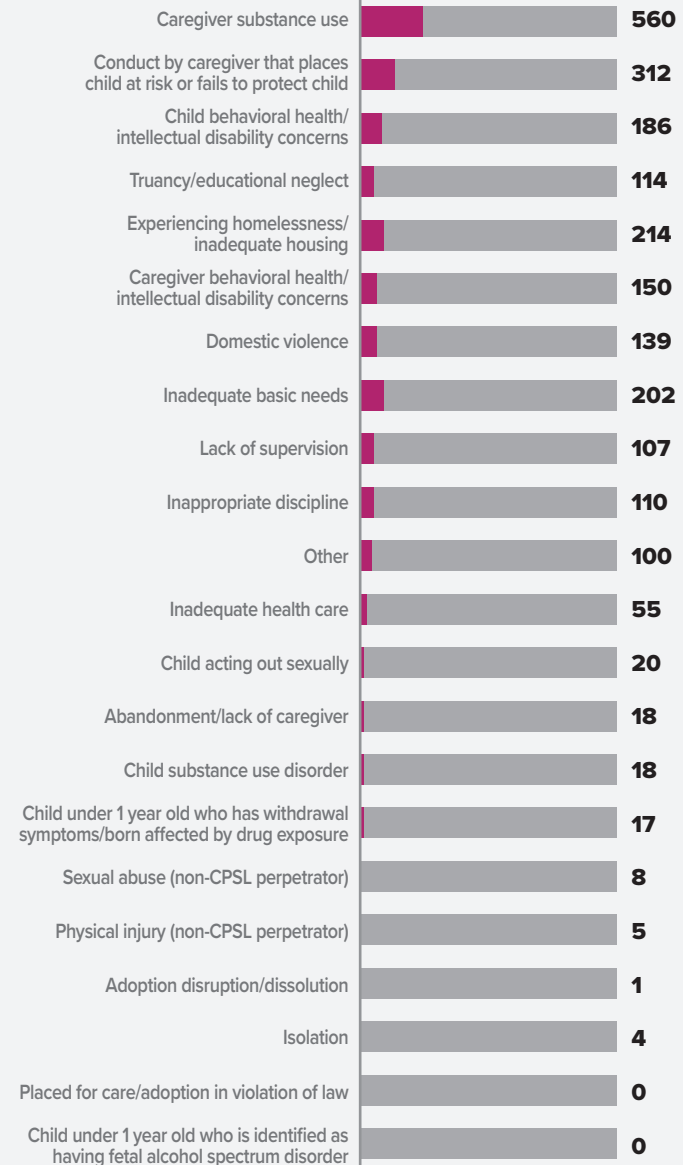


NOTE: Effective 10/3/3030, the screen out reasons were enhanced. This resulted in changes to some of the titles used for the Annual Report while other screen out reasons (*) were removed entirely.

VALID GPS CONCERNS BY TYPE

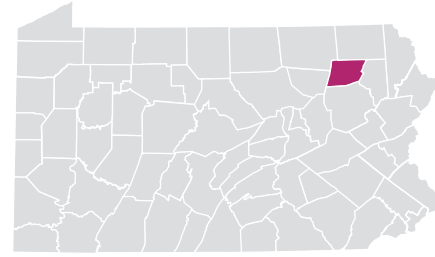
2,340

TOTAL CONCERNS

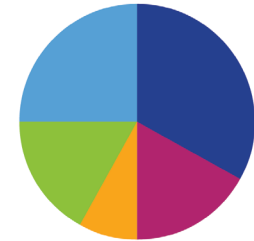


WYOMING COUNTY

RURAL // POPULATION • 27,327 / POPULATION UNDER 18 • 5,355



TYPES OF ALLEGATIONS SUBSTANTIATED REPORTS



12 TOTAL ALLEGATIONS

- 4** (33.3%) Sexual Abuse
- 2** (16.7%) Physical Abuse/Bodily Injury
- 1** (8.3%) Reasonable Likelihood of Bodily Injury
- 2** (16.7%) Serious Physical Neglect
- 0** (0.0%) Engaging in Per Se Acts
- 3** (25.0%) Likelihood of Sexual Abuse/Exploitation
- 0** (0.0%) Serious Mental Injury
- 0** (0.0%) Severe Form of Trafficking in Persons or Sex Trafficking
- 0** (0.0%) Munchausen Syndrome by Proxy/Medical Abuse

NOTES: A report may have more than one allegation for each report; therefore, the total number of allegations will be greater than the total number of reports.

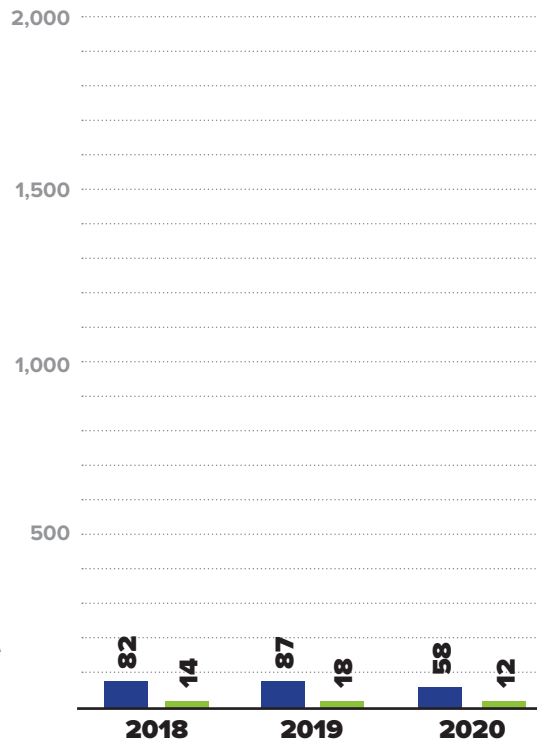
2020 REPORTS OF CHILD ABUSE

58

■ TOTAL REPORTS

12

■ SUBSTANTIATED REPORTS

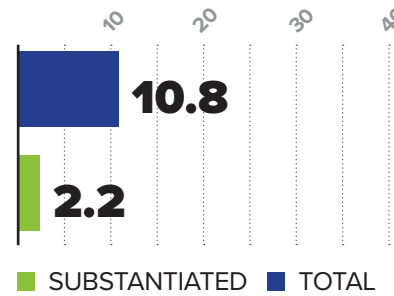


SUBSTANTIATED REPORTS BY SEX OF VICTIM

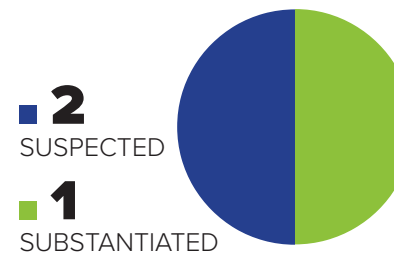
FEMALE
10
83.3%

MALE
2
16.7%

CHILD ABUSE REPORTS PER 1,000 CHILDREN




CASES OF REPEAT ABUSE SUBSTANTIATED REPORTS



NOTE: CPS and GPS data reported were investigated and substantiated by the CCYA and may vary from statewide data which include both CCYA and OCYF Regional Office investigations.

\$384,306

EXPENDITURES CHILD ABUSE INVESTIGATIONS AND GENERAL PROTECTIVE SERVICES ASSESSMENTS



2020 SUBSTANTIATED FATALITIES

0/73 MALE FEMALE

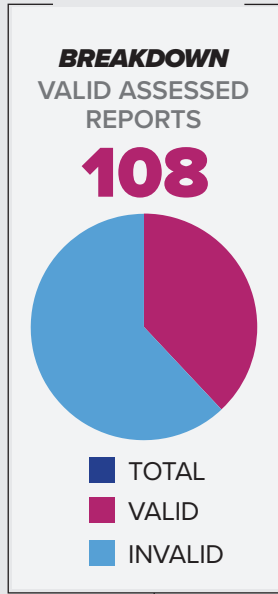
2020 SUBSTANTIATED NEAR FATALITIES

0/115 MALE FEMALE

2020 REPORTS OF GENERAL PROTECTIVE SERVICES

366

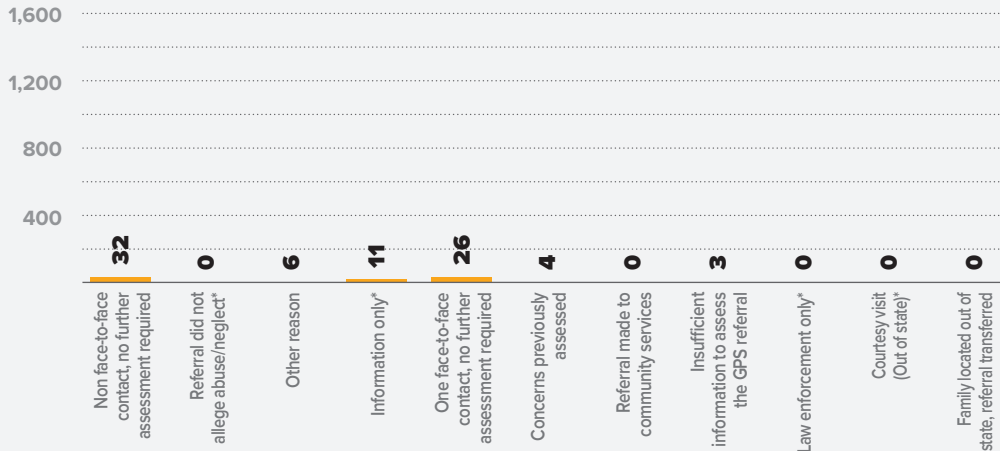
TOTAL REPORTS



NUMBER OF CHILDREN ASSESSED



BREAKDOWN REPORTS SCREENED OUT BY REASON

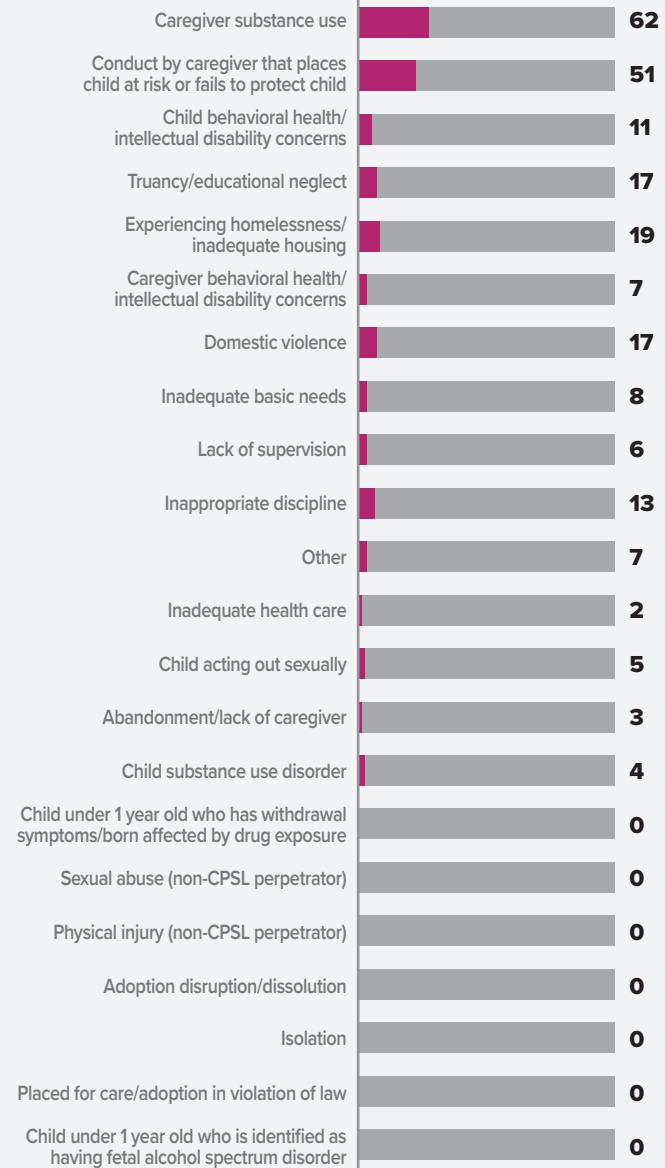


NOTE: Effective 10/3/3030, the screen out reasons were enhanced. This resulted in changes to some of the titles used for the Annual Report while other screen out reasons (*) were removed entirely.

VALID GPS CONCERNS BY TYPE

232

TOTAL CONCERNS



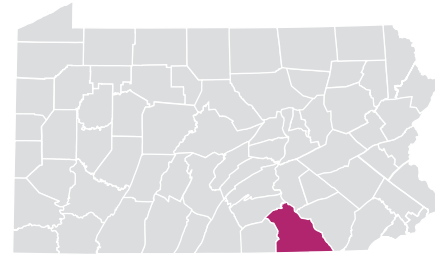
WYOMING COUNTY

NOTES: A report may have more than one concern for each report; therefore, the total number of concerns will be greater than the total number of reports. In some reports, more than one child was assessed with valid concerns; therefore, the number of children assessed exceeds the number of valid assessed reports.

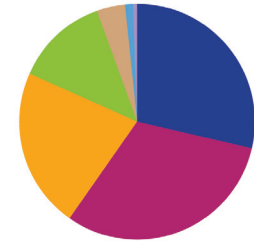


YORK COUNTY

URBAN // POPULATION • 445,565 / POPULATION UNDER 18 • 98,757



TYPES OF ALLEGATIONS SUBSTANTIATED REPORTS



202 TOTAL ALLEGATIONS

- 58** (28.7%) Sexual Abuse
- 63** (31.2%) Physical Abuse/Bodily Injury
- 44** (21.8%) Reasonable Likelihood of Bodily Injury
- 26** (12.9%) Serious Physical Neglect
- 8** (4.0%) Engaging in Per Se Acts
- 2** (1.0%) Likelihood of Sexual Abuse/Exploitation
- 0** (0.0%) Serious Mental Injury
- 1** (0.5%) Severe Form of Trafficking in Persons or Sex Trafficking
- 0** (0.0%) Munchausen Syndrome by Proxy/Medical Abuse

NOTES: A report may have more than one allegation for each report; therefore, the total number of allegations will be greater than the total number of reports.

2020 REPORTS OF CHILD ABUSE

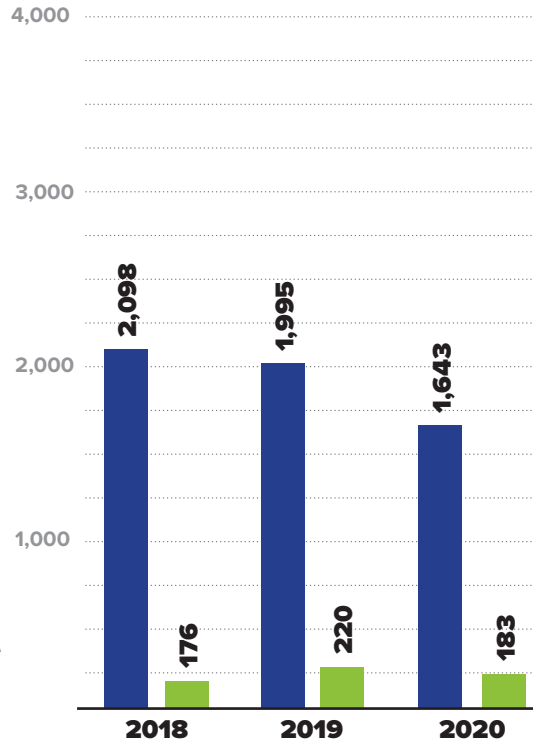
1,643

■ TOTAL REPORTS

183

■ SUBSTANTIATED REPORTS

NOTE: CPS and GPS data reported were investigated and substantiated by the CCYA and may vary from statewide data which include both CCYA and OCYF Regional Office investigations.



SUBSTANTIATED REPORTS BY SEX OF VICTIM

FEMALE

95

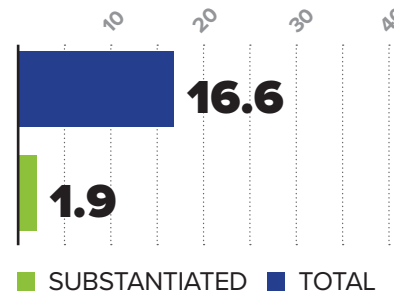
51.9%

MALE

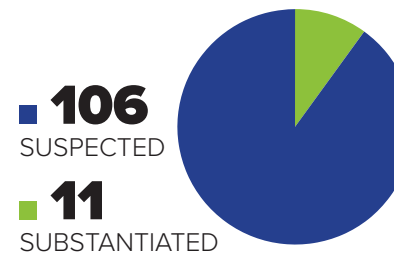
88

48.1%

CHILD ABUSE REPORTS PER 1,000 CHILDREN




CASES OF REPEAT ABUSE SUBSTANTIATED REPORTS



\$6,760,666

EXPENDITURES CHILD ABUSE INVESTIGATIONS AND GENERAL PROTECTIVE SERVICES ASSESSMENTS



2020 SUBSTANTIATED FATALITIES

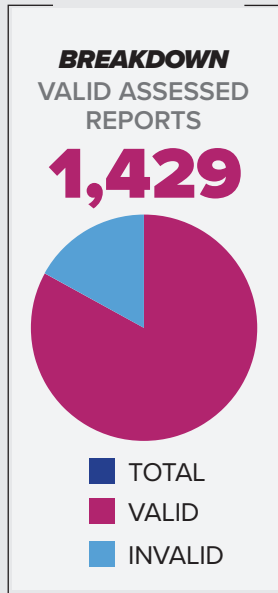
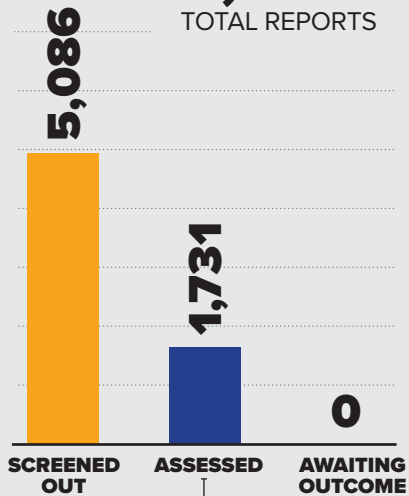
2/73 MALE 1 FEMALE 1

2020 SUBSTANTIATED NEAR FATALITIES

0/115 MALE 0 FEMALE 0

2020 REPORTS OF GENERAL PROTECTIVE SERVICES

6,817
TOTAL REPORTS



NUMBER OF CHILDREN ASSESSED

2,820
TOTAL

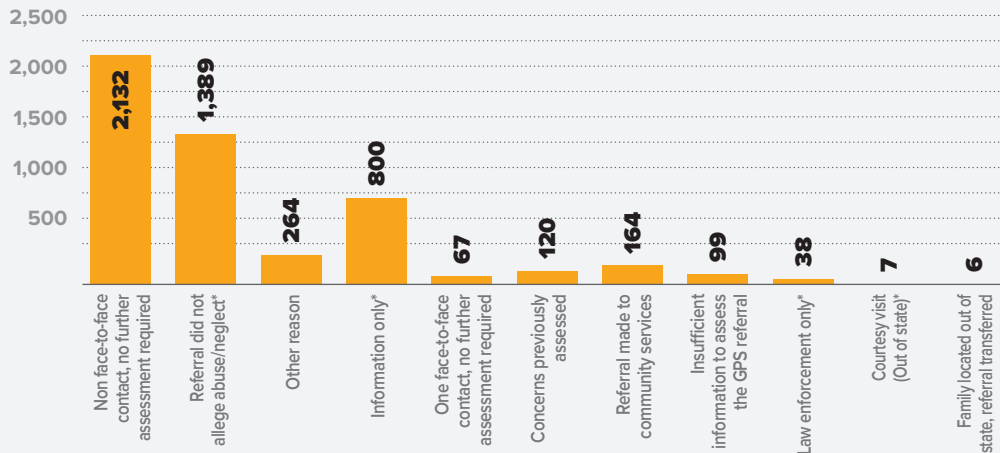
2,322
VALID

CHILDREN ASSESSED PER 1,000 CHILDREN

28.6
TOTAL

23.5
VALID

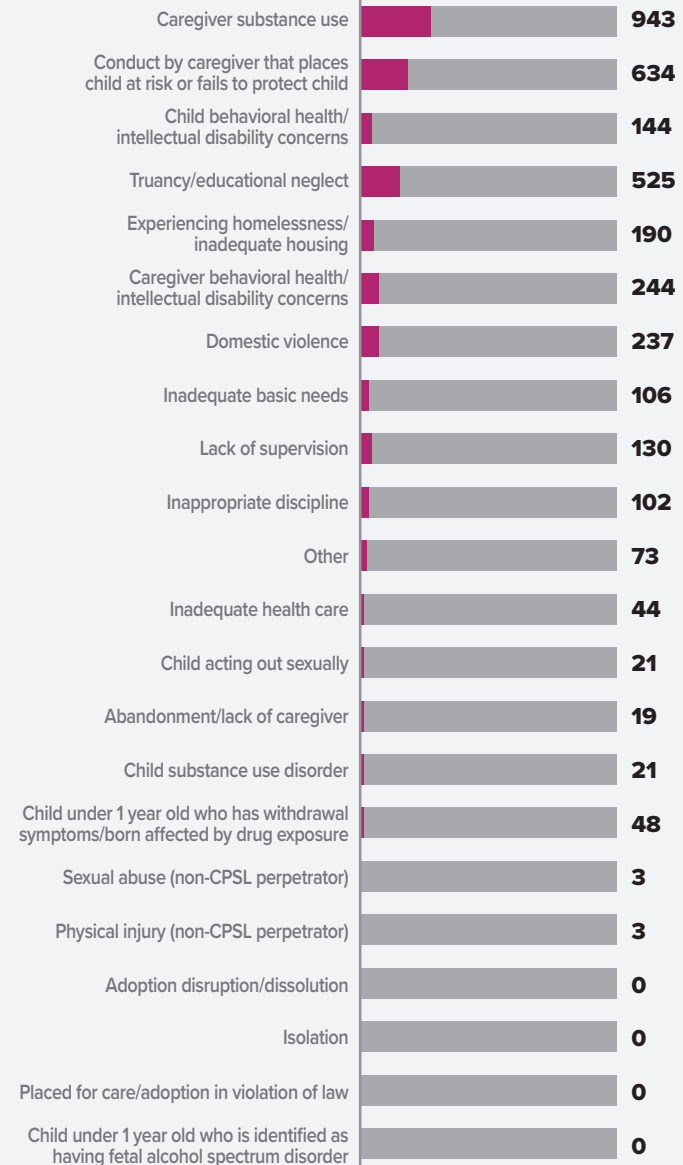
BREAKDOWN REPORTS SCREENED OUT BY REASON



NOTE: Effective 10/3/3030, the screen out reasons were enhanced. This resulted in changes to some of the titles used for the Annual Report while other screen out reasons (*) were removed entirely.

VALID GPS CONCERNS BY TYPE

3,487
TOTAL CONCERNS



YORK COUNTY

NOTES: A report may have more than one concern for each report; therefore, the total number of concerns will be greater than the total number of reports. In some reports, more than one child was assessed with valid concerns; therefore, the number of children assessed exceeds the number of valid assessed reports.

TO REPORT
SUSPECTED CHILD ABUSE,
CALL CHILDLINE AT
1 · 800 · 932 · 0313
TDD // 1 · 866 · 872 · 1677

www.KeepKidsSafe.pa.gov

