



alphason

AV Furniture and Brackets



Alphason Designs
IN SUPPORT OF HOME ENTERTAINMENT



Alphason Designs Over 30 Years in Support of Home Entertainment

Heritage

Alphason Designs are acknowledged as the UK's leading specialists in the design and manufacture of award-winning audio visual furniture. Established in 1985, Alphason has earned the respect of customers, retailers, manufacturers and specialist press.

Quality

Alphason Designs has been committed to using only the highest quality materials in the manufacturing process of all Alphason products. Safety is of paramount importance; all glass used is toughened and manufactured to UK standards, BS6206A. Alphason are a proud member of FIRA, the world's leading Furniture Industry Research Association.

Innovation

Experts in the field of AV equipment and winners of numerous accolades for performance and aesthetics. Recognised is our commitment to offer 'value for money' whilst always ensuring safety, quality, design and practicality. Alphason prides itself on being in tune with the dynamic face of home entertainment technologies and consumer shopping trends. From the heavy CRT televisions, the latest ultra thin 3D flat or curved screen TVs; Alphason have a solution.

ELEMENT MODULAR RANGE



The Element Modular offers contemporary design combined with generous space for your AV equipment. The Element is available in two widths 850mm and 1250mm whilst the new Element XL offers additional height (520mm) to the 1250mm unit allowing for even more personalisation. Element can be displayed as individual units or combined to form larger stands up to 2500mm with varying heights. The seamless connections, soft touch drawers and IR friendly doors ensure the Element remains a stylish addition to any living room.

Available in 3 high gloss finishes: Black, White and Grey

- Modular - Units can be joined together
- IR friendly doors
- Media drawer
- Hidden lockable castors
- Cable management
- Passive ventilation



Main Features



Passive Ventilation



Adjustable Shelves



Tempered Glass



IR Friendly Glass



Cable Management



Modular Design

Finishes



Black



White



Grey



ELEMENT MODULAR 850

Dimensions (mm)

Height	Width	Depth
360	850	470

Weight	Max Loading
30.3kg	50kg



Max TV size



ELEMENT MODULAR 1250

Dimensions (mm)

Height	Width	Depth
360	1250	470

Weight	Max Loading
46kg	50kg



Max TV size



ELEMENT MODULAR 1700

Dimensions (mm)

Height	Width	Depth
360	1700	470

Weight	Max Loading
60.6kg	80kg



Max TV size

Element Modular 850

Finish	Model	EAN
Black	EMTMOD850-BLK	5030752016863
Grey	EMTMOD850-GRY	5030752017044
White	EMTMOD850-WHI	5030752017358

Element Modular 1250

Finish	Model	EAN
Black	EMTMOD1250-BLK	5030752016870
Grey	EMTMOD1250-GRY	5030752017051
White	EMTMOD1250-WHI	5030752017365

Element Modular 1700

Finish	Model	EAN
Black	EMTMOD1700-BLK	5030752017013
Grey	EMTMOD1700-GRY	5030752017075
White	EMTMOD1700-WHI	5030752017372

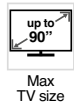


ELEMENT MODULAR 2100

Dimensions (mm)

Height	Width	Depth
360	2100	470

Weight	Max Loading
76.3kg	90kg



Max
TV size

	Element Modular 2100	
Black	EMTMOD2100-BLK	EAN: 5030752017020
Grey	EMTMOD2100-GRY	EAN: 5030752017082
White	EMTMOD2100-WHI	EAN: 5030752017389



ELEMENT MODULAR 2500

Dimensions (mm)

Height	Width	Depth
360	2500	470

Weight	Max Loading
92kg	100kg



Max
TV size

	Element Modular 2500	
Black	EMTMOD2500-BLK	EAN: 5030752017037
Grey	EMTMOD2500-GRY	EAN: 5030752017099
White	EMTMOD2500-WHI	EAN: 5030752017396

Main Features



Passive
Ventilation



Adjustable
Shelves



Tempered
Glass



IR Friendly
Glass



Cable
Management



Modular
Design

Finishes



Black



White



Grey



ELEMENT XL 1250

Dimensions (mm)

Height	Width	Depth
520	1250	470

Weight	Max Loading
53kg	50kg



Max
TV size

	Element XL 1250	
Black	EMT1250XL-BLK	EAN: 5030752018966
Grey	EMT1250XL-GRY	EAN: 5030752019000
White	EMT1250XL-WHI	EAN: 5030752018980



AMBRI RANGE



The Ambri embodies the best in traditional craftsmanship with contemporary looks and practical storage features. The enclosed cabinet features cable management and passive ventilation, and the easy-opening door is complete with IR friendly safety glass.

Available in Black

- Open stand with enclosed cabinet
- IR Friendly safety glass
- Cable management
- Passive ventilation

Main Features



Passive Ventilation



Tempered Glass



IR Friendly Glass



Cable Management

Finishes



Black

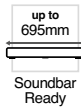
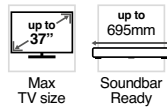


AMBRI 800

Dimensions (mm)

Height	Width	Depth
455	800	450

Weight	Max Loading
26.5kg	50kg

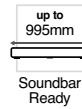
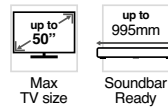


AMBRI 1100

Dimensions (mm)

Height	Width	Depth
455	1100	450

Weight	Max Loading
35kg	50kg



Black

D-Ambri 800

ABRD800-BLK

EAN: 5030752005287

D-Ambri 1100

ABRD1100-BLK

EAN: 5030752005294

CHAPLIN RANGE



The Chaplin range boasts classical furniture styles and ample storage facilities. It features a range of sizes and styles designed to fit into any décor. Made from high quality and hard wearing melamine with custom aluminium handles, set on strong stainless steel legs, the Chaplin is as strong as it is beautiful.

Available in matt charcoal grey and black, or sawn light-oak and white

- Large open shelf unit and additional storage with flip-down door
- Custom aluminium handles and chrome legs
- Cable management
- Passive ventilation
- Compatible with the Unifit bracket



UNIFIT BRACKET

Dimensions (mm)

Height	Width	Depth	Max Loading
1050	800	152	50kg



Unifit Bracket

ADUNIFIT-BKT 5030752017471

Main Features



Passive Ventilation



Cable Management



Unifit Bracket Compatible

Finishes



Charcoal



White / Light Oak



CHAPLIN 1135

Dimensions (mm)

Height	Width	Depth
450	1135	400

Weight	Max Loading
37.5kg	30kg



Max TV size



Soundbar Ready



CHAPLIN 1600

Dimensions (mm)

Height	Width	Depth
450	1600	400

Weight	Max Loading
45.5kg	50kg



Max TV size



CHAPLIN 2000

Dimensions (mm)

Height	Width	Depth
450	2000	400

Weight	Max Loading
59kg	70kg



Max TV size



Soundbar Ready

Charcoal

White and Light Oak

Chaplin 1135

ADCH1135-CH

EAN: 5030752017952

ADCH1135-WHT

EAN: 5030752017938

Chaplin 1600

ADCH1600-CH

EAN: 5030752017983

ADCH1600-WHT

EAN: 5030752017969

Chaplin 2000

ADCH2000-CH

EAN: 5030752018010

ADCH2000-WHT

EAN: 5030752017990

HELIUM RANGE



Smart and versatile; thanks to its intuitive design the Helium can be showcased on the floor or wall mounted. Clean lines with ample storage hidden behind IR-friendly glass doors ensure the Helium is perfect for rooms of all sizes. Available in three colours; sawn oak, white gloss and black gloss, the Helium continues Alphason's trend for offering contemporary stylish solutions for your AV equipment that are perfect for any living room.

- Enclosed TV cabinet with flip-down door and side cupboard available
- Wall Mountable brackets and Free Standing feet both supplied
- IR Friendly glass doors to control AV equipment
- Cable Management
- Passive ventilation
- Sturdy construction

Main Features



Passive Ventilation



Cable Management

Finishes



Black



White



Light Oak



HELIUM

Dimensions (mm)

Height	Width	Depth
405	1200	395

Weight	Max Loading
28kg	30kg



Max TV size



Soundbar Ready

Black

White

Light Oak

Helium

ADHE1200-BLK EAN: 5030752019024

ADHE1200-WHI EAN: 5030752019031

ADHE1200-LO EAN: 5030752019048



CARBON RANGE



The Carbon, a sleek Scandinavian inspired TV stand, is a stylish addition to any décor. The minimalistic design is finished in matte charcoal grey and complemented by industrial style black metallic legs. Engineered with the trend for larger screens in mind, the Carbon is available in 3 sizes and offers generous storage. The soundbar shelf ensures the Carbon is as practical as it is sophisticated.

- Enclosed TV cabinet with flip-down storage and side cupboard
- Angled black steel legs
- Cable management
- Passive ventilation
- Shelf suitable for sound bars up to 1100mm
- Compatible with the Unifit bracket



UNIFIT BRACKET

Dimensions (mm)

Height	Width	Depth	Max Loading
1050	800	152	50kg



Unifit Bracket

ADUNIFIT-BKT 5030752017471

Main Features



Passive Ventilation



Cable Management



Unifit Bracket Compatible

Finishes



Black / Grey



CARBON 1200

Dimensions (mm)

Height	Width	Depth
550	1200	450

Weight	Max Loading
43kg	50kg



Max TV size



Soundbar Ready



CARBON 1600

Dimensions (mm)

Height	Width	Depth
550	1600	450

Weight	Max Loading
48kg	50kg



Max TV size



Soundbar Ready



CARBON 2000

Dimensions (mm)

Height	Width	Depth
550	2000	450

Weight	Max Loading
57kg	70kg



Max TV size



Soundbar Ready

Black and Grey

Carbon 1200

ADCA1200-GRY

EAN: 5030752018935

Carbon 1600

ADCA1600-GRY

EAN: 5030752018942

Carbon 2000

ADCA2000-GRY

EAN: 5030752018959

REGENT RANGE



Made from high quality real wood veneer and beautiful grey glass doors, all set on stunning chrome legs, the Regent perfectly blends modern styles with traditional furniture. Designed to house today's modern TVs and AV equipment, the Regent features a large IR friendly flip-down glass door, complete with 2 additional side compartments with adjustable shelving (Regent 1800). The cable management and passive ventilation ensures your equipment stays cool whilst keeping a tidy appearance.

Available in Walnut with Grey glass

- Real wood veneer top
- IR friendly toughened glass doors
- Swing doors with internal adjustable shelf (Regent 1800)
- Cable management
- Passive ventilation
- Compatible with the Unifit bracket



UNIFIT BRACKET

Dimensions (mm)

Height	Width	Depth	Max Loading
1050	800	152	50kg



Unifit Bracket

ADUNIFIT-BKT 5030752017471

Main Features



Passive Ventilation



Tempered Glass



IR Friendly Glass



Cable Management



Unifit Bracket Compatible

Finishes



Walnut



REGENT 1200

Dimensions (mm)

Height	Width	Depth
450	1200	400

Weight	Max Loading
30.5kg	30kg



Max TV size



Soundbar Ready



REGENT 1800

Dimensions (mm)

Height	Width	Depth
450	1800	400

Weight	Max Loading
47.5kg	50kg



Max TV size

Walnut

Regent 1200

ADR1200-WAL

EAN: 5030752018027

Regent 1800

ADR1800-WAL

EAN: 5030752018034

HUGO RANGE



With its large sturdy design and generous storage space, the Hugo perfectly combines traditional furniture styles with modern construction. It features beautiful curved real wood veneer sides enclosing a strengthened glass shelf, complete with cable management and passive ventilation, and the door features an easy close hinge and magnetic catches.

Available in Light Oak, Walnut, Light Oak and White, Walnut and Graphite.

- Beautiful wood cabinet with toughened glass shelf
- Easy close hinge with magnetic catches on door
- Cable management
- Passive Ventilation
- Compatible with the Unifit bracket



UNIFIT BRACKET

Dimensions (mm)

Height	Width	Depth	Max Loading
1050	800	152	50kg



Unifit Bracket

ADUNIFIT-BKT 5030752017471

Main Features



Passive Ventilation



Tempered Glass



IR Friendly Glass



Cable Management



Unifit Bracket Compatible

Finishes



White / Light Oak

Light Oak



Walnut / Graphite

Walnut



HUGO

Dimensions (mm)

Height	Width	Depth
500	1260	460

Weight	Max Loading
41kg	30kg



Max TV size



Soundbar Ready

Light Oak

Hugo

ADH1260-LO

EAN: 5030752017334

Walnut

ADH1260-WAL

EAN: 5030752017341

Walnut and Graphite

ADH1260-BLK

EAN: 5030752017679

Light Oak and White

ADH1260-WHI

EAN: 5030752017662

FINWOODS RANGE



The Finwoods range is a solid and exciting combination featuring beautiful real wood veneers with contemporary black glass, all underpinned by a rigid steel support frame. The Finwoods range is about more than just looks - toughened safety glass shelves sit on polymer isolation bushes to reduce resonance, and are adjustable in height to ensure you can perfectly display your AV equipment.

The Finwoods stands come in a range of sizes and styles, all designed to accommodate today's modern equipment, including the Finwoods Curve, perfect for curved TVs, whilst maintaining their beautiful look and traditional style.

Available in Black Oak, Light Oak, and Walnut

- Stunning real wood veneer finish
- Practical, open design
- Adjustable shelving (not available on Finwoods Corner)
- Black safety glass toughened to British & European standards
- Cable Management
- Strong construction

Main Features



Passive Ventilation



Adjustable Shelves



Tempered Glass



IR Friendly Glass



Cable Management

Finishes



Black Oak



Light Oak



Walnut



FINWOODS 750

Dimensions (mm)

Height	Width	Depth
505	750	455

Weight	Max Loading
28.6kg	80kg



Max TV size



FINWOODS 1100

Dimensions (mm)

Height	Width	Depth
505	1100	455

Weight	Max Loading
35kg	80kg



Max TV size



Soundbar Ready



FINWOODS 1350

Dimensions (mm)

Height	Width	Depth
505	1350	455

Weight	Max Loading
40kg	80kg



Max TV size



Soundbar Ready

Black Oak

Light Oak

Walnut

Finewoods 750

FW750-BV/B EAN: 5030752016689

FW750-LO/B EAN: 5030752016696

FW750-W/B EAN: 5030752016702

Finewoods 1100

FW1100-BV/B EAN: 5030752016658

FW1100-LO/B EAN: 5030752016665

FW1100-W/B EAN: 5030752016672

Finewoods 1350

FW1350-BV/B EAN: 5030752016527

FW1350-LO/B EAN: 5030752016610

FW1350-W/B EAN: 5030752016641

Main Features



Passive Ventilation



Tempered Glass



Cable Management



Finishes



Black Oak



Light Oak



Walnut

**FINWOODS
FOUR SHELF**

Dimensions (mm)

Height	Width	Depth
720	750	455

Weight	Max Loading
32.5kg	80kg



Max TV size

**FINWOODS
CABINET 1100**

Dimensions (mm)

Height	Width	Depth
370	1100	450

Weight	Max Loading
41kg	80kg



Max TV size

**FINWOODS
CABINET 1350**

Dimensions (mm)

Height	Width	Depth
370	1350	450

Weight	Max Loading
42kg	80kg



Max TV size

Black Oak
Light Oak
Walnut

Finewoods Four Shelf

FW750/4-BV/B	EAN: 5030752007533
FW750/4-LO/B	EAN: 5030752007526
FW750/4-W/B	EAN: 5030752007519

Finewoods Cabinet 1100

FW1100CB-BLK	EAN: 5030752016580
FW1100CB-LO	EAN: 5030752016603
FW1100CB-W	EAN: 5030752015958

Finewoods Cabinet 1350

FW1350CB-BLK	EAN: 5030752016597
FW1350CB-LO	EAN: 5030752016610
FW1350CB-W	EAN: 5030752015965

Main Features



Passive Ventilation



Tempered Glass



Cable Management



Unifit Bracket Compatible



Finishes



Black Oak



Light Oak



Walnut

FINWOODS SOUNDBAR

Dimensions (mm)

Height	Width	Depth
505	1350	450

Weight	Max Loading
49kg	80kg



Max TV size



Soundbar Ready

FINWOODS CORNER

Dimensions (mm)

Height	Width	Depth
428	1400	400

Weight	Max Loading
36.7kg	50kg



Max TV size

Black Oak
Light Oak
Walnut

Finewoods Soundbar

FW1350SB-BLK EAN: 5030752017280
FW1350SB-LO EAN: 5030752017297
FW1350SB-W EAN: 5030752017303

Finewoods Corner

FW1400C-BLK EAN: 5030752019154
FW1400C-LO EAN: 5030752019147
FW1400C-W EAN: 5030752019161

CHROMIUM RANGE



Featuring a coloured high gloss finish clad in matching glass and supported by a discreet steel frame, the Chromium range of TV stand epitomises contemporary furniture design. The flip-down door is complete with IR friendly glass, soft opening hinge and magnetic catch, and holds a toughened glass shelf with two storage compartments.

Available in Black, White, Red, Grey and Ivory

- High gloss enclosed cabinet with matching glass
- Soft opening door with magnetic catch
- Passive ventilation
- Cable Management
- IR Friendly glass door
- Available with optional cantilever TV bracket

Main Features



Passive Ventilation



Adjustable Shelves



Tempered Glass




IR Friendly Glass




Cable Management

Finishes



Black

Grey



Ivory

Red



White



CHROMIUM 1000

Dimensions (mm)

Height	Width	Depth
370	1000	420

Weight	Max Loading
29.5kg	30kg



Max TV size



CHROMIUM 1000 WITH BRACKET

Dimensions (mm)

Height	Width	Depth
1030	1000	470

Weight	Max Loading
35.8kg	30kg



Max TV size



Soundbar Ready

Chromium 1000

CRO2-1000CB-BLK	EAN: 5030752015484
CRO2-1000CB-GRY	EAN: 5030752015477
CRO2-1000CB-IVO	EAN: 5030752015453
CRO2-1000CB-RED	EAN: 5030752015460
CRO2-1000CB-WHT	EAN: 5030752015439

Chromium 1000 with bracket

CRO2-1000BKT-BK	EAN: 5030752016528
CRO2-1000BKT-GR	EAN: 5030752016559
CRO2-1000BKT-IV	EAN: 5030752016573
CRO2-1000BKT-RE	EAN: 5030752016542
CRO2-1000BKT-WH	EAN: 5020752016535


Main Features



Passive Ventilation



Adjustable Shelves



Tempered Glass



IR Friendly Glass



Cable Management

Finishes



Black

Grey



Ivory

Red



White



CHROMIUM 1200

Dimensions (mm)

Height	Width	Depth
370	1200	420

Weight	Max Loading
32.5kg	30kg



Max TV size



CHROMIUM 1200 WITH BRACKET

Dimensions (mm)

Height	Width	Depth
1030	1200	470

Weight	Max Loading
38.8kg	30kg



Max TV size



Soundbar Ready

Black
Grey
Ivory
Red
White

Chromium 1200

CRO2-1200CB-BLK	EAN: 5030752017570
CRO2-1200CB-GRY	EAN: 5030752017587
CRO2-1200CB-IVO	EAN: 5030752017594
CRO2-1200CB-RED	EAN: 5030752017600
CRO2-1200CB-WHT	EAN: 5030752017617

Chromium 1200 with bracket

CRO2-1200BKT-BK	EAN: 5030752017525
CRO2-1200BKT-GR	EAN: 5030752017532
CRO2-1200BKT-IV	EAN: 5030752017549
CRO2-1200BKT-RE	EAN: 5030752017556
CRO2-1200BKT-WH	EAN: 5030752017563

Main Features



Passive Ventilation



Adjustable Shelves



Tempered Glass



IR Friendly Glass



Cable Management



CHROMIUM 1600

Dimensions (mm)

Height	Width	Depth
370	1600	420

Weight	Max Loading
46.1kg	65kg



Max TV size

Finishes



Black

Grey



Ivory

Red



White

	Chromium 1600	
Black	CRO2-1600CB-BLK	EAN: 5030752017686
Grey	CRO2-1600CB-GRY	EAN: 5030752017693
Ivory	CRO2-1600CB-IVO	EAN: 5030752017709
Red	CRO2-1600CB-RED	EAN: 5030752017716
White	CRO2-1600CB-WHT	EAN: 5030752017723



CHROMIUM BRACKET

Dimensions (mm)

Height	Width	Depth
820	665	125

Weight	Max Loading
6.25kg	30kg



Max TV size

	Chromium bracket	
Chromium bracket	CRO2-BKT	EAN: 5030752015491

FRANCIUM RANGE



With its elegant, open and timeless design the Francium range is sure to fit into any décor. It features 3 coloured glass shelves supported by beautiful curved wood finished with stylish chrome detailing, with rear cable management.

Available in: walnut supports with Black glass, Black supports with Black glass, White supports with Smoked glass, and White supports with Arctic White glass.

- Classic AV styling with spun aluminium disc details
- 2 x glass equipment shelves
- Toughened coloured glass tested to British and European standards
- Cable management
- Adjustable centre shelf

Main Features



Adjustable Shelves



Tempered Glass



Cable Management

Finishes



Walnut



Black



Arctic White



FRANCIUM 800

Dimensions (mm)

Height	Width	Depth
400	800	460

Weight	Max Loading
21.5kg	40kg



Max TV size



FRANCIUM 1100

Dimensions (mm)

Height	Width	Depth
400	1100	460

Weight	Max Loading
31.3kg	40kg



Max TV size



Soundbar Ready



FRANCIUM 1400

Dimensions (mm)

Height	Width	Depth
400	1400	460

Weight	Max Loading
39.2kg	40kg



Max TV size



Soundbar Ready

Walnut

Black

Arctic White

Francium 800

FRN800/3-W

FRN800/3BLK/BK

FRN800/ARCTIC

EAN: 5030752014708

EAN: 5030752015415

EAN: 5030752015804

Francium 1100

FRN1100/3-W

FRN1100/3BLK/BK

FRN1100/ARCTIC

EAN: 5030752014715

EAN: 5030752015422

EAN: 5030752015811

Francium 1400

FRN1400/3-W

FRN1400/3BLK/BK

FRN1400/ARCTIC

EAN: 5030752016849

EAN: 5030752016832

EAN: 5030752018355

SPECTRUM RANGE



The Spectrum boasts a modern and minimalistic look designed to perfectly complement the latest flat screen TVs and set top boxes. The real wood veneer sides support 3 beautiful black toughened glass shelves, with ample space for a soundbar. The Spectrum is finished in stylish chrome detailing and features cable management at the rear. The Spectrum is available in Walnut or Light Oak wood with black glass.

- Real wood veneer sides
- Toughened black glass shelves
- Cable management
- Chrome detailing
- Shelf suitable for sound bars between 800 - 1300mm

Main Features



Adjustable Shelves



Tempered Glass



Cable Management

Finishes



Light Oak



Walnut



SPECTRUM 1200

Dimensions (mm)

Height	Width	Depth
411	1200	418

Weight	Max Loading
30.5kg	45kg



Max TV size



Soundbar Ready



SPECTRUM 1400

Dimensions (mm)

Height	Width	Depth
411	1400	418

Weight	Max Loading
34.5kg	50kg



Max TV size



Soundbar Ready



SPECTRUM 1600

Dimensions (mm)

Height	Width	Depth
411	1600	418

Weight	Max Loading
39kg	60kg



Max TV size



Soundbar Ready

Light Oak
Walnut

Spectrum 1200

ADSP1200-LO
ADSP1200-WAL

EAN: 5030752019055
EAN: 5030752019079

Spectrum 1400

ADSP1400-LO
ADSP1400-WAL

EAN: 5030752019086
EAN: 5030752019109

Spectrum 1600

ADSP1600-LO
ADSP1600-WAL

EAN: 5030752019116
EAN: 5030752019130

OSMIUM RANGE



Small but mighty, the Osmium TV Stand features a swivel bracket and excellent cable management. The floating shelf design and furniture glides ensure this versatile TV stand looks perfect either as a corner unit or flat to the wall.

Available in Black

- In built swivel bracket
- Cable management
- Furniture glides to protect flooring
- Titanium coloured shelf highlights create floating effect
- Toughened black glass shelves
- Ideal as both a corner unit or flat to wall

Main Features



Tempered Glass



Cable Management

Finishes



Black / Silver



OSMIUM

Dimensions (mm)

Height	Width	Depth
1051	800	450

Weight	Max Loading
16.6kg	40kg



Max TV size

Silver and Black

Osmium

OSMB800/2-S EAN: 5030752014647

LITHIUM RANGE



With its open and unimposing design the Lithium has a beautiful, modern appearance designed to perfectly match today's AV equipment. The 2 glass shelves are suspended by hidden brackets, giving a floating look to the stand.

Available in White or Black

- Classic AV styling with spun aluminium disc details
- Glass equipment shelves
- Toughened coloured glass tested to British and European standards
- Cable management
- Compatible with the Unifit bracket



UNIFIT BRACKET

Dimensions (mm)

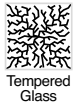
Height	Width	Depth	Max Loading
1050	800	152	50kg



Unifit Bracket

ADUNIFIT-BKT 5030752017471

Main Features



Tempered Glass



Cable Management



Unifit Bracket Compatible

Finishes



Black



White



LITHIUM 1150

Dimensions (mm)

Height	Width	Depth
385	1150	422

Weight	Max Loading
26.7kg	30kg



Max TV size



Soundbar Ready



LITHIUM 1400

Dimensions (mm)

Height	Width	Depth
385	1400	422

Weight	Max Loading
34.1kg	50kg



Max TV size



Soundbar Ready

Black
White

Lithium 1150
ADL1150-BLK
ADL1150-WHT

EAN: 5030752018195
EAN: 5030752018201

Lithium 1400
ADL1400-BLK
ADL1400-WHT

EAN: 5030752018218
EAN: 5030752018225

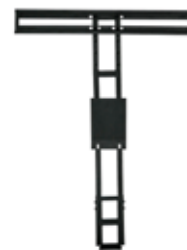
LUNA RANGE



With its soft curves and open design, the Luna is very much in harmony with today's modern gadgets. It features a toughened glass shelf and cable management ensuring your equipment is presented in an attractive yet practical manner whilst keeping cables hidden.

Available in Black, White or Grey.

- High quality gloss finish
- Hard wearing melamine plinth
- Toughened glass shelf tested to British and European standards
- Cable management
- Compatible with the Unifit bracket



UNIFIT BRACKET

Dimensions (mm)


Height	Width	Depth	Max Loading
1050	800	152	50kg



Unifit Bracket

ADUNIFIT-BKT 5030752017471

Main Features



Tempered Glass



Cable Management



Unifit Bracket Compatible

Finishes



Black



Grey



White



LUNA 800

Dimensions (mm)

Height	Width	Depth
480	800	390

Weight	Max Loading
23.6kg	30kg



Max TV size



LUNA 1200

Dimensions (mm)

Height	Width	Depth
480	1200	390

Weight	Max Loading
31kg	30kg



Max TV size



Soundbar Ready



LUNA 1400

Dimensions (mm)

Height	Width	Depth
480	1400	390

Weight	Max Loading
34kg	50kg



Max TV size



Soundbar Ready

Black
Grey
White

Luna 800

ADLU800-BLK
ADLU800-GRY
ADLU800-WHT

EAN: 5030752018041
EAN: 5030752018058
EAN: 5030752018065

Luna 1200

ADLU1200-BLK
ADLU1200-GRY
ADLU1200-WHT

EAN: 5030752018096
EAN: 5030752018102
EAN: 5030752018119

Luna 1400

ADLU1400-BLK
ADLU1400-GRY
ADLU1400-WHT

EAN: 5030752018140
EAN: 5030752018157
EAN: 5030752018164

ESSENTIALS RANGE




The open and versatile design of the Essentials range ensures it looks fantastic wherever you place it. The rigid tension rod construction ensures a sturdy unit whilst maintaining its minimalist airy design. The toughened glass shelves are angled at the back allowing the Essentials to fit perfectly both in corners and flat to wall.

Available in Black

- D-shaped for corner placement and flat to wall
- Cable management
- Black safety glass toughened to British & European standards
- Rigid tension rod construction

Main Features



Cable Management

Finishes



Black



ESSENTIALS 600

Dimensions (mm)

Height	Width	Depth
510	600	395

Weight	Max Loading
11.2kg	60kg



Max TV size



ESSENTIALS 800

Dimensions (mm)

Height	Width	Depth
510	800	395

Weight	Max Loading
16.8kg	60kg



Max TV size



ESSENTIALS 1000

Dimensions (mm)

Height	Width	Depth
510	1000	395

Weight	Max Loading
20.5kg	60kg



Max TV size

Black

Essentials 600

ESS600/3-BLK

EAN: 5030752011271

Essentials 800

ESS800/3-BLK

EAN: 5030752008592

Essentials 1000

ESS1000/3-BLK

EAN: 5030752007465

CENTURY RANGE



With its simplistic, open design the Century TV stand is both attractive and functional. It features 2 toughened glass shelves and central cable management for maintaining a tidy look.

Available in Light Oak or Walnut with Clear Glass and Walnut with Black Glass.

- Wood effect supports
- Classic AV styling with spun aluminium disc details
- Toughened glass tested to British and European standards
- Cable management

Main Features



Passive Ventilation



Tempered Glass



Cable Management

Finishes



Light Oak



Walnut



Black / Walnut



CENTURY 1200

Dimensions (mm)

Height	Width	Depth
400	1200	400

Weight Max Loading

18kg	50kg
------	------



Max TV size



Soundbar Ready

CENTURY 1500

Dimensions (mm)

Height	Width	Depth
400	1500	400

Weight Max Loading

29kg	50kg
------	------



Max TV size



Soundbar Ready

Light Oak

Walnut

Black / Walnut

Century 1200

ADCE1200-LO

EAN: 5030752018331

ADCE1200-WAL

EAN: 5030752018324

ADCE1200-BLK

EAN: 5030752018829

Century 1500

ADCE1500-LO

EAN: 5030752018720

ADCE1500-WAL

EAN: 5030752018737

ADCE1500-BLK

EAN: 5030752018836

SONA RANGE



The Sona is a modern style range of TV stands with stunning glass shelves designed to complement the latest AV equipment. The clean, curved edges of the glass with the cylindrical supports give an open and airy feel, whilst the simple construction and cable management provide the functionality needed in today's homes.

Available in Black with Black glass, or Silver with Clear glass

- Stylish curved finish for open look
- Toughened safety glass tested to British and European standards
- Cable management

Main Features



Finishes



Black



Clear / Silver



Sona 610

Dimensions (mm)

Height	Width	Depth
510	610	460

Weight	Max Loading
14kg	35kg



Max TV size



Sona 710

Dimensions (mm)

Height	Width	Depth
510	710	460

Weight	Max Loading
17kg	40kg



Max TV size



Sona 1000

Dimensions (mm)

Height	Width	Depth
510	1000	460

Weight	Max Loading
24kg	45kg



Max TV size



Sona 1150

Dimensions (mm)

Height	Width	Depth
510	1150	460

Weight	Max Loading
35kg	70kg



Max TV size



Soundbar Ready

Black
Silver

Sona 610

AVCR26/3-BLK EAN: 5030752005324

Sona 710

AVCR32/3-G EAN: 5030752005089

Sona 1000

AVCR42/3-BLK EAN: 5030752005058

AVCR42/3-G EAN: 5030752005072

Sona 1150

AVCR50/3-BLK EAN: 5030752005348

PLAYBAR TV STAND



The Alphason TV stand for the Sonos Playbar ensures you get the best acoustic and most stylish mounting solution. Seamlessly integrating the Sonos Playbar into its construction, the playbar will appear to be floating inside the contemporary TV stand. It has been purposefully designed to hold the Sonos Playbar in the most acoustically advantageous position and orientation.

Available in Black Glass.

- Made Specifically for the Sonos Playbar
- The Sonos Playbar will appear to be floating inside the contemporary TV stand
- Designed to hold the Sonos Playbar in the most acoustically advantageous position and orientation
- Finished with a curved piano black IR friendly glass door
- The high quality stand construction enhances not only your acoustic experience

Main Features



Tempered Glass



Cable Management

Finishes



Black



PLAYBAR TV STAND

Dimensions (mm)

Height	Width	Depth
435	1040	320

Weight	Max Loading
26kg	40kg



Max TV size



Black

Playbar TV Stand

AS9001

EAN: 5030752017891

BRACKETS RANGE



The Alphason TV bracket range supports a wide range of TVs including curved or flat screens up to 90". Whether you want to mount your TV fixed to the wall or have a more adjustable solution, we are sure to have the right bracket for you.

All our brackets are made from high quality materials and feature cable management, security screws and spirit levels, ensuring you have a TV bracket that is secure, looks good, and is built to last.

SLIMLINE BRACKETS



ATVB599F



Max Load

For TVs
26" - 50"

VESA

400 x 400



Spirit Level

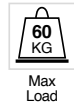
Security Screws



Super Slim



ATVB792F



Max Load

For TVs
47" - 90"

VESA

800 x 600



Spirit Level

Self-locking System



Super Slim

TILT ACTION BRACKETS



ATVB599T



Max Load

For TVs
26" - 50"

VESA

400 x 400



Spirit Level

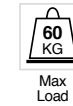
Security Screws



TV Tilt



ATVB792T



Max Load

For TVs
47" - 90"

VESA

800 x 600



Spirit Level

Self-locking System



TV Tilt

ATVB599F

ATVB792F

ATVB599T

ATVB792T

EAN: 5030752018447

EAN: 5030752018454

EAN: 5030752018461

EAN: 5030752018478

MULTI ACTION BRACKETS



ATVB764MA



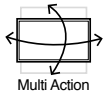
For TVs

26" - 42"

VESA

200 x 200

Cable Management



ATVB862MA



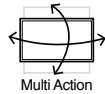
For TVs

32" - 60"

VESA

400 x 400

Security Screws



ATVB952MA



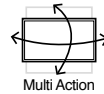
For TVs

42" - 70"

VESA

600 x 400

Security Screws



ATVB796MA



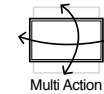
For TVs

47" - 90"

VESA

800 x 600

Cable Management



ATVB764MA

ATVB862MA

ATVB952MA

ATVB796MA

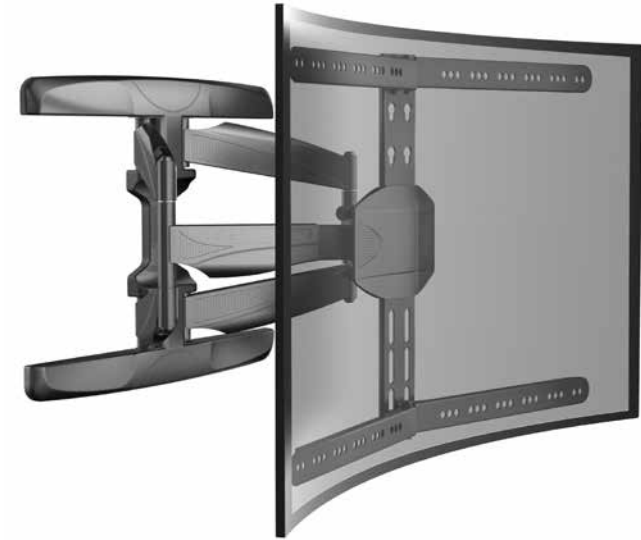
EAN: 5030752018485

EAN: 5030752018492

EAN: 5030752018508

EAN: 5030752018515

MULTI ACTION BRACKET FOR CURVED TVS



ATVB661C



Max
Load

For TVs

32" - 65"

VESA

600 x 400



Spirit Level

Cable Management

The ATVB661C is suitable for both curved and flat screen televisions. The design incorporates adjustable fixings so that any curved TV between 32" to 65" can be mounted on the wall. The six arm supports offers superior strength and stability whilst the bracket also features intuitive cable management and security screws.

ATVB661C

EAN: 5030752018522

ALSO AVAILABLE FROM ALPHASON...



TV Brackets



Office Furniture

Accessories for Sonos

www.alphasondesigns.com

NOTES

CONTACT US

Telephone

01942 524 136

International (English speaking line)

+44 (0) 1942 524 100

Online

www.alphasondesigns.com

Email

info@armourhome.co.uk

customer.services@armourhome.co.uk

Fax

01942 521 159

Address

Alphason Designs

244 Swan Lane

Hindley Green

Wigan

WN2 4EY

UK



AV Furniture and Brackets

armourHOME

Armour Home Electronics Ltd
Stortford Hall Industrial Park
Dunmow Road
Bishop's Stortford
Hertfordshire CM23 5GZ

Tel: +44 (0)1279 501111
Fax: +44 (0)1279 501080
www.armourhome.co.uk
info@armourhome.co.uk

www.alphasondesigns.com

AHE2057 // ZB0158

Our policy is one of continuous product improvement, we reserve the right to change the designs and specifications without notice. All information is given in good faith. The manufacturer accepts no responsibility for errors, omissions or incorrect assumptions. Armour Home Electronics Ltd 2017. E&OE.