



Wild Plants of Tilden Regional Park

Common Name Version

A Photographic Guide

Sorted by Form, Color and Family
with Habitat Descriptions and Identification Notes

Photographs and text by Wilde Legard
District Botanist, East Bay Regional Park District

East Bay 
Regional Park District

New Revised and Expanded Edition - Includes the latest
scientific names, habitat descriptions and identification notes

A Photographic Guide to the Wild Plants of Tilden Regional Park

More than 2,000 species of native and naturalized plants grow wild in the San Francisco Bay Area. Most are very difficult to identify without the help of good illustrations. This is designed to be a simple, color photo guide to help you identify some of these plants. This guide is published electronically in Adobe Acrobat® format so that it can easily be updated as additional photographs become available. You have permission to freely download, distribute and print this guide for individual use. Photographs are © 2014 Wilde Legard, all rights reserved.

In this guide, the included plants are sorted first by form (Ferns & Fern-like, Grasses & Grass-like, Herbaceous, Woody), then by most common flower color, and finally by similar looking flowers (grouped by genus within each family). Each photograph has the following information, separated by '-':

COMMON NAME	According to <i>The Jepson Manual: Vascular Plants of California, Second Edition (JM2)</i> and other references (not standardized).
(Scientific Name)	According to <i>JM2</i> and <i>eFlora</i> (ucjeps.berkeley.edu/IJM.html).
Origin & Longevity	Native, Naturalized, or Waif (not reproducing without human care). Annual, Biennial, Perennial, or a combination.
Family Name	Common family name according to <i>JM2</i> ,
(Bloom date range)	Period during the year when the plant blooms, according to <i>JM2</i> and other sources. '-' if plant does not bloom (ie. Ferns).
Habitat	Habitat description according to <i>JM2</i> and other sources.
ID Characteristics	Plant description with identification characteristics and other notes, based on multiple sources including: <i>Annotated Checklist of the East Bay Flora, Second Edition (2013)</i> , <i>JM2, Plants of the San Francisco Bay Region (Revised Edition)</i> , and <i>Weeds of California and Other Western States</i> .
Additional notes	Occasionally, an additional note may appear (ie. NOXIOUS weed, INVASIVE weed, Fed & Calif. ENDANGERED, etc.).

Revision: 3/2/2014

Fern-like - Green/Brown

Wild Plants of Tilden Regional Park - Sorted by Form, Color and Family

Page 1



CALIFORNIA MAIDENHAIR (*Adiantum jordanii*)
Native Perennial - Brake Fern Family - - - Shaded hillsides, moist woodland - Leaves 8-28" long with many rounded symmetrical segments, each with < 4 irregular lobes. Cultivated. Sudden Oak Death carrier.



COFFEE FERN (*Pellaea andromedifolia*) Native Perennial - Brake Fern Family - - - Generally rocky or dry areas - Fronds 6-30" long, stem light brown. Leaf segments blunt, 0.24-0.6" long, 0.12-0.4" wide.



GOLDENBACK FERN (*Pentagramma triangularis* subsp. *triangularis*) Native Perennial - Brake Fern Family - - - Gen shaded, sometimes rocky or wooded areas - Leaves triangular, 1.2-4" long, undersides either granular green or powdery gold.



WESTERN LADY FERN (*Athyrum filix-femina* var. *cyclosorum*) Native Perennial - Cliff Fern Family - - - Woodland, along streams, seepage area - Leaves gen 12-39" long, broadest near middle, 1-2 divided, ultimate divisions rounded.



COMMON HORSETAIL (*Equisetum arvense*)
Native Perennial - Horsetail Family - - -
Streambanks, wet meadows, springs, other wet,
shaded places - Sterile stems 4-24" tall, 6-14
sheath teeth. Fertile stems 4-13" tall, 6-10 sheath
teeth.



SMOOTH SCOURING RUSH (*Equisetum laevigatum*)
Native Perennial - Horsetail Family - - -
Moist, sandy or gravelly areas - Stems 1 kind
only, 12-71" tall, unbranched. Sheath w/dark
band only at the top.



POLYPODY FERN (*Polypodium calirhiza*)
Native Perennial - Polypody Family - - - On plants, rocky
cliffs or outcrops, roadcuts, often granitic or
volcanic, rarely dunes - Leaf blades 4-8" long,
often widest above base, deeply lobed.



COASTAL WOOD FERN (*Dryopteris arguta*)
Native Perennial - Wood Fern Family - - - Locally
common. Open, wooded slopes, caves - Leaf
12-24" long, 5-12" wide, divided 1-2 times.
Segments generally with spine-tipped teeth.



WESTERN SWORD FERN (*Polystichum munitum*)
Native Perennial - Wood Fern Family - - -
Common. Wooded hillsides, shaded slopes,
rarely cliffs, outcrops - Fronds gen 20-48" long,
divided once. Segments usually separate, teeth
point to tips, scaly rachis.



COMMON ARROW-GRASS (*Triglochin maritima*)
Native Perennial - Arrow-grass Family -
(Apr-Aug) - Coastal salt marshes, interior saline,
brackish, alkaline marshes - Plant 16-43" tall,
dense-tufted. Leaves 4-32" long, 0.08-0.2" wide.
Leaf ligule tip entire to notched.



SOFT CHESS (*Bromus hordeaceus*)
Naturalized Annual - Grass Family - (Apr-Jul) - Fields,
disturbed areas - Plant 4-26" tall. Leaf hairy.
Flower cluster 1-5" long, dense, some stalks >
spikelet. Spikelet 0.5-0.9". Lemma 0.26-0.4", awn
0.16-0.4". **INVASIVE weed.**



RED BROME (*Bromus madritensis subsp. rubens*)
Naturalized Annual - Grass Family - (Mar-Jun) -
Disturbed areas, roadsides - Plant 4-20".
Flower cluster condensed, branches
obscure, < spikelets. Stem & sheathes hairy.
INVASIVE weed.



BIG SQUIRRELTAIL (*Elymus multisetus*) Native Perennial - Grass Family - (May-Jul) - Open, sandy to rocky areas - Tufted. Stem 6-24" tall. Leaf 0.06-0.2" wide. Spikelet 0.4-0.6" long. Glume divisions needle-shaped, lemma awn 1-4" long.



SLENDER WHEAT GRASS (*Elymus trachycaulus* subsp. *trachycaulus*) Native Perennial - Grass Family - (Jun-Aug) - Dry to moist, open areas, forest, woodland - Tufted. Stem 1-5' tall. Spikelet 0.4-0.8" long, 1 per node. Lemma awn < 0.3" long.



BEARDLESS WILD RYE (*Elymus triticoides*) Native Perennial - Grass Family - (Jun-Jul) - Dry to moist, often saline, meadows - Plant 18-50" tall, from rhizomes. Flower cluster 2-8" long. Spikelets generally 2/node. Lemmas 3-7, 0.2-0.5" long, awn to 0.12" long.



IDAHO FESCUE (*Festuca idahoensis*) Native Perennial - Grass Family - (Jul-Sep) - Dry, open or shady places - Stem 12-40" tall, gen densely clumped. Leaf sheath at least half open, smooth, persistent. Spikelet 0.3-0.7" long, florets 3-9, awn 0.04-0.24" long.



COMMON VELVET GRASS (*Holcus lanatus*) Naturalized Perennial - Grass Family - (Jun-Aug) - Moist sites, roadbanks, cult fields, meadows - Plant 8-39" tall, very hairy. Glumes 0.12-0.24", purple; florets 0.12-0.16" w/ hooked awn. **INVASIVE** weed.



CALIFORNIA MELIC (*Melica californica*) Native Perennial - Grass Family - (Apr-May) - Open or rocky hillsides, oak woodland, conifer forest - Stem 16-55". Leaf 0.06-0.2" wide. Spiklet 0.2-0.6" long, w/3-7 fertile florets; sterile tip widest above middle, tip squared.



TORREY'S MELIC (*Melica torreyana*) Native Perennial - Grass Family - (Mar-Jun) - Chaparral, conifer forest - Stem 12-40" tall. Leaf blade 0.04-0.1" wide. Spikelet 0.14-0.28" long w/1-2 florets; sterile tip widest above middle to 0.06", short-hairy lemmas.



ONE-SIDED BLUE GRASS (*Poa secunda* subsp. *secunda*) Native Perennial - Grass Family - (Mar-Aug) - Common. Dry slopes to saline/alkaline meadows to alpine - Plant 6-40" tall, densely tufted. Flower clusters congested. Spikelets gen 0.3-0.4" long. Lemmas 0.16-0.2" long, backs rounded.



TOAD RUSH (*Juncus bufonius* var. *bufonius*) Native Annual - Rush Family - (May-Sep) - Damp sunny ground, gen disturbed - Stem gen 1-4" tall, gen brached from base, ~0.04" wide. Flower cluster open. Flowers 0.16-0.3" long.



SPREADING RUSH (*Juncus patens*) Native Perennial - Rush Family - (Jun-Oct) - Marshy places, creeks, seeps - Plant 12-41" tall, densely tufted. Stems blue-gray-green & distinctly grooved when fresh. Stamens 6.



TALL NUTSEDGE (*Cyperus eragrostis*) Native Perennial - Sedge Family - (May-Nov) - Vernal pools, streambanks - Leaves basal. Flower cluster bracts 4-8. Spikelets 0.2-0.8" long, oblong, in heads to 1.6" wide. Seeds short-stalked.



GRAND HOUND'S TONGUE (*Cynoglossum grande*) Native Perennial - Borage Family - (Feb-May) - Chaparral, woodland - Stem 1-3'. Leaf stalk 3-6". Leaf blade 3-6" cm long, broadly oval. Flowers bright blue w/inner white teeth.



BROADLEAVED FORGET-ME-NOT (*Myosotis latifolia*) Naturalized Perennial - Borage Family - (Feb-Jul) - Moist, disturbed, shady places - Stem < 28" long, base woody. Leaves to 0.8" wide. Flowers light blue, 0.2-0.4" wide. INVASIVE weed.



BABY BLUE-EYES (*Nemophila menziesii* var. *menziesii*) Native Annual - Borage Family - (Feb-May) - Meadows, grassland, chaparral, woodland, slopes - Plant 4-12". Lower leaves w/6-13 lobes. Flowers bright blue w/white center, 0.2-1.6" wide.



CALIFORNIA PHACELIA (*Phacelia californica*) Native Perennial - Borage Family - (Mar-Sep) - Bluffs, open slopes, road cuts, chaparral, woodland - Plant tufted, stiff-hairy. Leaves gen pinnate w/big terminal leaflet. Flowers 0.16-0.28" long, lavender.



ITHURIEL'S SPEAR (*Triteleia laxa*) Native Perennial - Brodiaea Family - (Apr-Jun) - Common. Open forest, conifer or foothill woodland, grassland on clay soil - Flower stem 4-28". Leaves 8-16", 0.16-1" wide. Flowers blue, blue-purple or white, 0.7-1.9" long.



PURPLE OWL'S-CLOVER (*Castilleja exserta* subsp. *exserta*) Native Annual - Broom-rape Family - (Mar-May) - Open fields, grassland - Plant sticky, short-hairy. Flower cluster tipped white, pale yellow or rose. Flower upper lip hooked, fuzzy.



DWARF OWL'S CLOVER (*Triphysaria pusilla*) Native Annual - Broom-rape Family - (Apr-Jun) - Grassland - Plant 2-8" tall, yellow-brown or purple, hairy. Leaves 0.2-1.2" long, 3-9-lobed. Flowers purple (yellow), 0.16-0.28" long, in leaf axils.



GIANT TRILLIUM (*Trillium chloropetalum*) Native Perennial - Bunchflower Family - (Apr-May) - Edges of redwood forest, chaparral, gen moist slopes, canyon banks in alluvial soils - Flowers dark purple to white, sessile. Petals 2.6-4" long, odor rose-like or spicy.



COAST LARKSPUR (*Delphinium decorum* subsp. *decorum*) Native Perennial - Buttercup Family - (Mar-May) - Open coastal grassland, chaparral - Stems 3-14" tall. Leaves short-hairy under, with few-toothed lobes. Flowers few, dark blue-purple.



GREATER PERIWINKLE (*Vinca major*) Naturalized Perennial - Dogbane Family - (Mar-Jun(Jan)) - Coastal bluffs, sheltered places, esp along stream beds - Plant sprawling. Leaf blade ~ 2.8" long, oval. Flower purple-blue, 1.2-2" wide at top. **INVASIVE weed.**



RUBY CHALICE CLARKIA (*Clarkia rubicunda*) Native Annual - Evening Primrose Family - (May-Aug) - Openings in woodland, forest, chaparral near coast - Stem < 5' long. Buds erect. Petals 0.4-1.2", rose w/red base. Sepals united. Stigma > anthers.



PANICLED / WEEDY WILLOWHERB (*Epilobium brachycarpum*) Native Annual - Evening Primrose Family - (Jun-Sep) - Common. Dry open or disturbed woodland, grassland, roadsides - Plant 8-79" tall, diffuse. Petals 2-15 mm long, white to rose-purple.



HAIRY DOVE'S FOOT GERANIUM (*Geranium molle*) Naturalized Annual - Geranium Family - (Feb-Aug) - Open to shaded sites, disturbed ground - Stem 4-17" tall. Petals red-purple, 0.1-0.4" long, notched. Sepals awnless. Fruit smooth, wrinkled.



HERB ROBERT (*Geranium robertianum*) Naturalized Annual-Biennial - Geranium Family - (Apr-Sep) - Open to shaded sites - Stem 4-20" long. Leaflets in 3s, deeply lobed. Petals pink to red-purple, 0.4-0.55" long.



DOUGLAS IRIS (*Iris douglasiana*) Native Perennial - Iris Family - (May-Jul) - Common. Grassy places, esp near coast - Stem 6-20" tall. Leaves 0.4-0.9" wide. Perianth tube 0.04-0.12" long, petals 0.6-1.2" wide, stigmas triangular. NOXIOUS weed.



COMMON CHECKERBLOOM (*Sidalcea malviflora* subsp. *malviflora*) Native Perennial - Mallow Family - (Mar-Jul) - Coastal prairie, scrub, open forest - Plant 6-24" tall. Middle leaves not linear-lobed. Petals 0.4-1" long, pink to rose, gen white veined.



RED MAIDS (*Calandrinia ciliata*) Native Annual - Miner's Lettuce Family - (Feb-May) - Common. Sandy to loamy soil, grassy areas, cult fields - Petals 0.2-0.6" long, bright pink to red, round-tipped. Fruit < 0.1" longer than bracts.



COYOTE-MINT (*Monardella villosa* subsp. *villosa*) Native Perennial - Mint Family - (May-Aug) - Dry rocky slopes, oak woods, chaparral - Plant < 20" tall. Leaves ovate, 0.4-0.9" mm long. Flower head 0.4-1.2" wide. Flowers pink to purple.



THYMELEAF BEARDSTYLE (*Pogogyne serpylloides*) Native Annual - Mint Family - (Mar-Jun) - Grassy, brushy areas - Plant inconspicuous. Stem 1-8" long, low-growing. Flowers 0.1-0.2" long, lavender, in dense clusters.



STARFLOWER (*Trientalis latifolia*) Native Perennial - Myrsine Family - (Apr-Jul) - Shaded places, esp woodland - Stem 2-12". Leaves 1-3.5" long, 0.4-2" wide, egg-shaped; stem leaves in 1 whorl near stem tip. Flower gen pink to rose, 0.3-0.6" wide.



PACIFIC PEA (*Lathyrus vestitus* var. *vestitus*) Native Perennial - Pea Family - (Feb-Jul) - North: Conifer forest. South: chaparral & oak woodland - Stem wings to 0.02" wide. Leaves gen elliptic. Flowers 0.5-0.7" long, pale lavender to purple.



SUMMER LUPINE (*Lupinus formosus* var. *formosus*) Native Perennial - Pea Family - (Apr-Sep) - Dry clay soils, grassland, open areas under pines, gen in valleys - Plant 8-32", low growing. Leaves hairy. Flowers purple, hairless, summer/fall blooming.



TOMCAT CLOVER (*Trifolium willdenovii*) Native Annual - Pea Family - (Mar-Jun) - Abundant. Disturbed, gen spring-moist, heavy soils, occas serpentine - Head bract wheel-shaped, sharp-lobed. Leaf narrow. Flowers purple w/white tip, 0.3-0.6" long.



NARROW-LEAVED VETCH (*Vicia sativa* subsp. *nigra*) Naturalized Annual - Pea Family - (Mar-Jun) - Roadsides, disturbed areas, grassland, open areas in oak and riparian woodlands - Flowers 1-2 at leaf bases, pink-purple to white, 0.4-0.7" long. Leaflets 0.2-0.3" wide.



SPARSELY HAIRY VETCH (*Vicia villosa* subsp. *varia*) Naturalized Annual-Biennial - Pea Family - (Mar-Jun) - Grassland, roadside, disturbed areas - Stems w/few hairs. Flowers 10-20, blue-purple to white, 0.4-0.55" long. Lower bract lobes 0.04-0.1" long.



PURPLESPOT GILIA (*Gilia clivorum*) Native Annual - Phlox Family - (Feb-Jun) - Common. Open, grassy areas - Stem 2-12" tall, hairy, branched. Leaves narrowly linear-lobed. Flowers 0.25-0.3" long, tube yellow, purple-spotted. Flowering stem sticky.



SKUNKWEED (*Navarretia squarrosa*) Native Annual - Phlox Family - (Jun-Aug) - Common. Open, wet, gravelly flats, slopes - Plant 4-24" tall, sticky, with skunk-like odor. Flowers 0.35-0.47" long, dark blue; petal lobes 0.08" long.



RED SAND-SPURRY (*Spargularia rubra*) Naturalized Annual-Perennial - Pink Family - (Spring-fall) - Forest, meadows, mud flats, disturbed - Plant 1.6-10". Leaf non-fleshy, whorls w/large white bracts. Petals pink. Stamens 6-10. Sepals < 0.16".



CHINESE-HOUSES (*Collinsia heterophylla* var. *heterophylla*) Native Annual - Plantain Family - (Mar-Jun) - Shady places in chaparral, open mixed woodland, oak woodland - Plant 4-20" tall. Flowers 0.6-0.8" long, upper lip whitish.



CALIFORNIA ACAENA (*Acaena pinnatifida* var. *californica*) Native Perennial - Rose Family - (Mar–May) - Coastal grassland, open, rocky slopes - Stem 4-24" long. Flowers with no petals and purple-black stamens. Leaves finely divided.



CHICORY (*Cichorium intybus*) Naturalized Perennial - Sunflower Family - (Apr–Oct) - Common. Roadsides, disturbed places - Plants 16-78" tall. Stems leafless. Leaves dandelion-like. Flowers pale blue, 0.8-1.6" wide. Roots roasted as coffee substitute.



ARTICHOKE THISTLE (*Cynara cardunculus* subsp. *flavescens*) Naturalized Perennial - Sunflower Family - (Apr–Jul) - Disturbed places - Plant 1.6-8' tall. Artichoke head 1.6-6" diam, spine-tipped. Flowers blue or purple, 1.2-2" long. NOXIOUS weed.



COMMON CALIFORNIA WILD ASTER (*Symphyotrichum chilense*) Native Perennial - Sunflower Family - (Jun–Oct) - Grassland, salt marshes, disturbed places - Plant 16-39", partly hairy. Leaf 1.6-6", 0.2-1.2" wide. Rays violet, 0.3-0.5" long.



PURPLE SALSIFY (*Tragopogon porrifolius*) Naturalized Biennial-Perennial - Sunflower Family - (Mar–Nov) - Common. Disturbed places - Plant 16-39" tall, milky sap. Leaves 0.8-1.6" long, very narrow, waxy blue. Flowers purple.



FULLER'S TEASEL (*Dipsacus sativus*) Naturalized Biennial - Teasel Family - (May–Jul) - Disturbed areas, fields, vacant lots, pastures - Plant gen < 6' tall. Leaf pairs fused around stem. Flower cluster lavender, 5-10 cm long, bracts spreading. INVASIVE weed.



ROBUST VERVAIN (*Verbena lasiostachys* var. *scabrida*) Native Perennial - Vervain Family - (May–Sep) - Open, dry to wet places - Plant 14-32" tall. Leaves green, narrow, 3-lobed, stiff-haired above. Flowers blue to purple on long stalk.



FIDDLE DOCK (*Rumex pulcher*) Naturalized Perennial - Buckwheat Family - (May–Sep) - Disturbed places, meadows, moist or dry habitats - Stem 8-24" long, branches widely spreading. Leaf blades 1.6-4" long, 1.2-2" wide. Valves w/2-5 teeth.



WOOLLY FRUITED DESERTPARSLEY (*Lomatium dasycarpum* subsp. *dasycarpum*) Native Perennial - Carrot Family - (Mar-Jun) - Rocky (gen serpentine), chaparral, woodland - Plant 4-20", short-hairy. Flowers greenish-white, petals and fruit hairy.



CHECKER LILY (*Fritillaria affinis*) Native Perennial - Lily Family - (Mar-Jun) - Common. Oak or pine scrub, grassland - Stem 4-47" tall. Leaves 1.6-6.3" long, whorled below. Petals mottled brown-purple and yellow-green, 0.4-1.6" long.



PYGMY WEED (*Crassula connata*) Native Annual - Stonecrop Family - (Feb-May) - Open areas - Plants 0.8-2.4"+ tall, red in age. Flowers < 0.1" long, 2 per node; Sepals 4, pointed end. Petals generally < sepals.




MUGWORT (*Artemisia douglasiana*) Native Perennial - Sunflower Family - (May-Nov) - Common. Open to shady areas, often in drainages - Plant 20-60" tall. Leaves gen 0.4-4" long, densely hairy below, some 3-5 lobed. Flower bracts hairy.



SPINY COCKLEBUR (*Xanthium spinosum*) Native Annual - Sunflower Family - (Jul-Oct) - Disturbed, seasonally wet, often alkaline sites, in grassland, marshes, watercourses - Plant 4-24". Stem node spines 0.6-1.2" long, golden, gen 3-lobed. Bur 0.4-0.5" long.



COMMON INDIAN PAINTBRUSH (*Castilleja affinis* subsp. *affinis*) Native Perennial - Broom-rape Family - (Mar-Jun) - Chaparral, coastal scrub - Plants 6-24" tall, gen bristly, non-sticky. Leaves 1-3", lance-shaped, 0-5 lobes. Flower cluster open, red to orange-red.



CRIMSON COLUMBINE (*Aquilegia formosa*) Native Perennial - Buttercup Family - (Apr-Sep) - Streambanks, seeps, moist places, chaparral, oak woodland, mixed-evergreen or conifer forests - Flowers about 2" long, yellow with red sepals & spurs.



CALIFORNIA FUCHSIA (*Epilobium canum* subsp. *canum*) Native Perennial - Evening Primrose Family - (Jun-Dec) - Dry slopes, ridges - Plant hairy, gen sticky with a woody base. Leaf 0.3-2.8" long, gray to green. Flowers red-orange, floral tube 0.8-1.2" long.



SCARLET PIMPERNEL (*Anagallis arvensis*) Naturalized Annual - Myrsine Family - (Mar-May) - Common. Disturbed places, ocean beaches - Plants 2-16" tall. Flowers 0.2-0.3" long, salmon or occasionally blue. Leaves TOXIC, can cause dermatitis.



VENUS THISTLE (*Cirsium occidentale* var. *venustum*) Native Biennial - Sunflower Family - (May-Jul) - Disturbed areas, grassland, woodland - Plant 1.6-9.8' tall. Head bract cluster 0.6-2" tall, 0.6-3" diam. Flowers gen bright red-pink to red, 0.9-1.4" long.



SEASIDE HELIOTROPE (*Heliotropium curassavicum* var. *oculatum*) Native Perennial - Borage Family - (Feb-Oct) - Moist to dry, saline to alkaline soils, gen near water - Plant fleshy. Leaf 0.4-2.4 cm long. Flowers white w/ yellow center, 0.12-0.2" long.



VARIABLE-LEAF NEMOPHILA (*Nemophila heterophylla*) Native Annual - Borage Family - (Feb-Jun) - Common. Forest, chaparral, roadsides, streambanks - Flower 0.1-0.4" long, unspotted, bract appendages < 0.04" long in fruit.



ROCK PHACELIA (*Phacelia imbricata* subsp. *imbricata*) Native Perennial - Borage Family - (Apr-Jul) - Slopes, roadsides, flats, canyons, chaparral, woodland - Plant 8-47", tufted. Leaf segments 7-15. Flowers 0.2-0.3", white. Flower bracts often sticky.



RUSTY POPCORNFLOWER (*Plagiobothrys nothofulvus*) Native Annual - Borage Family - (Mar-May) - Common; open woodland, grassland - Plant 8-28" tall, red-purple sap. Flower 0.16-0.35" wide, white. Seed often only 1, horizontal.



EAR-SHAPED WILD BUCKWHEAT (*Eriogonum nudum* var. *auriculatum*) Native Perennial - Buckwheat Family - (May-Oct) - Common. Sand or gravel - Plant 5-15 dm. Leaves on stem, curled. Inflor smooth. Flowers white to pink, smooth.



KNOTWEED (*Polygonum aviculare* subsp. *depressum*) Naturalized Annual - Buckwheat Family - (May-Nov) - Disturbed places - Stem 4-20", mat-forming. Flowers 2-8/leaf axil, ~0.1" long, fused 1/2 length, w/white or pink margins.



COMMON STAR LILY (*Toxicoscordion fremontii*) Native Perennial - Bunchflower Family - (Feb-Jun) - Grassy or wooded slopes, outcrops - Stem 16-35" tall. Flower cluster branched or unbranched. Petals 6, white to yellowish, 0.2-0.6" long, > stamens.



STARRY FALSE SOLOMON'S SEAL (*Maianthemum stellatum*) Native Perennial - Butcher's Broom Family - (Apr-Jun) - Moist woodland, streambanks, open slopes - Stem 12-28" long. Leaf 2-7" long. Flowers 5-15/cluster. Petals white, 0.16-0.28" long.



WATER PARSLEY (*Oenanthe sarmentosa*) Native Perennial - Carrot Family - (Jun-Oct) - Streams, marshes, ponds, gen aquatic - Plant 20-60" tall. Young shoots curled, tendril-like. Leaves twice-pinnate, leaflets alike, broad, serrate to lobed. Flowers white.



SWEET-CICELY (*Osmorhiza berteroi*) Native Perennial - Carrot Family - (Apr-Jul) - Conifer forest, woodland, disturbed areas - Plant 12-47". Leaflets in 3s, serrate to irreg lobed. Flower white. Fruit 0.5-1", upward pointing barbs, splitting apart below.




VENUS' NEEDLE (*Scandix pecten-veneris*) Naturalized Annual - Carrot Family - (Apr-Jun) - Grassy slopes, roadsides - Plant 6-20" tall. Leaf segments finely divided, linear. Flowers white, outer petals larger. Fruit 0.2-1" long with a beak 0.8-2.8" long.



WAVYLEAF SOAP PLANT (*Chlorogalum pomeridianum* var. *pomeridianum*) Native Perennial - Century Plant Family - (May-Aug) - Common. Open grassland, chaparral, woodland - Plant 1-8' tall, flowers at night. Bulb juices lather in water.



COAST MAN-ROOT (*Marah oregana*) Native Perennial - Gourd Family - (Mar-May) - Shrubby or open areas, forest edges - Vine 3-20' long. Leaves deeply lobed. Flowers white, deep cup-shaped, > 0.3" wide. Fruit smooth at end.



OAKLAND STAR-TULIP (*Calochortus umbellatus*) Native Perennial - Lily Family - (Mar-May) - Open chaparral or woodland, gen on serpentine - Stem 3-10". Petals white or pink, 0.5-0.7" long, square tip, purple-spotted base. CNPS: FAIRLY ENDANGERED.



GOOSE GRASS (*Galium aparine*) Native Annual - Madder Family - (Apr–Jun) - Grassy, ± shady places - Stem 12-35" long, weak, brittle. Leaves 0.5-1.6" long, in whorls of 6-8. Flowers white, 4-lobed. Fruits covered w/short, hooked hairs.



COMMON HOREHOUND (*Marrubium vulgare*) Naturalized Perennial - Mint Family - (Mar–Nov) - Disturbed sites, gen overgrazed pastures - Stem 4-24" long. Leaf blades 0.6-2.2" long. Flower bract w/10 hook-tipped teeth. Flowers white, ~0.2" long. **INVASIVE.**



SHEPHERD'S PURSE (*Capsella bursa-pastoris*) Naturalized Annual - Mustard Family - (Jan–Oct) - Disturbed areas - Stem 4-20" long. Basal leaves 1.2-2.4" long, dandelion-like. Petals white, 0.08-0.16" long. Fruits 0.16-0.35" long, flat, heart-shaped.



MILK MAIDS (*Cardamine californica*) Native Perennial - Mustard Family - (Jan–May) - Gen shaded sites, canyons, woodland. One of first spring flowers - Stem 10-24" long. Leaves lobed to compound w/sharp teeth. Petals white or pale rose, 0.3-0.5" long.




WESTERN BITTER-CRESS (*Cardamine oligosperma*) Native Annual - Mustard Family - (Mar–Jul) - Wet meadows, shady banks, damp areas - Plants < 16". Leaves divided into 5-9 leaflets. Flowers white, 0.1-0.2" long. Fruit < 0.1" wide.



THREE CORNERED LEEK (*Allium triquetrum*) Naturalized Perennial - Onion or Garlic Family - (Mar–Apr) - Locally common. Shady ± disturbed places - Stem 4-16", sharply 3-angled. Flowers white, 3-15, 0.4-0.7" long, nodding. Escaped ornamentals.



CALIFORNIA TEA (*Rupertia physodes*) Native Perennial - Pea Family - (May–Sep) - Woodland - Stem ~1.6'. Leaflets 3, triangular to lance-shaped, 1.4-2.8" long, sticky. Flower bracts not hairy, lobes =. Flowers white or yellow, banner 0.4-0.55" long.



WHITE CLOVER (*Trifolium repens*) Naturalized Perennial - Pea Family - (Feb–Dec) - Disturbed areas - Stem creeping. Leaflets 0.2-1" long, oval, wider at tip end. Flower cluster 0.4-1" wide. Flowers white, 0.28-0.43" long, becoming reflexed. No head bract.



COMMON CHICKWEED (*Stellaria media*) Naturalized Annual - Pink Family - (Feb–Sep) - Oak woodland, meadows, disturbed areas - Plant 2.8-20" tall. Stem w/line of hairs on 1 side. Sepals 0.12-0.18" long. Petals white, 2-lobed, 0.7-0.9x sepals.



CREAM CUPS (*Platystemon californicus*) Native Annual - Poppy Family - (Mar–May) - Open grassland, sandy soil, burns - Plant 1.2-12" tall, shaggy-hairy. Leaves 0.4-3.5" long, narrow. Flowers solitary. Stamens > 12. Petals 6, gen cream with yellow base.



SMALL-FLOWER ALUMROOT (*Heuchera micrantha*) Native Perennial - Saxifrage Family - (Apr–Jul) - Moist, rocky banks and cliffs - Plant 4-40" tall. Leaf blade 0.8-4.7" long, 5-7 lobed, generally hairy. Petals white, ~ 0.1" long.



WOODLAND STAR (*Lithophragma affine*) Native Perennial - Saxifrage Family - (Mar–Apr) - Open, grassy slopes - Plant 4-24" tall. Leaves w/3-5 sharp-toothed shallow lobes, stem leaves alternate. Petals 0.2-0.5" long, white. Hypanthium funnel-shaped.



CALIFORNIA SAXIFRAGE (*Micranthes californica*) Native Perennial - Saxifrage Family - (Feb–May(Jun)) - Moist, shady places - Plant 6-14" tall. Leaves 1.6-4" long, at base, egg-shaped, >= 0.08" wide, toothed. Petals white, 0.1-0.18" long.



FRINGE CUPS (*Tellima grandiflora*) Native Perennial - Saxifrage Family - (Apr–Jul) - Moist slopes - Plant 16-39" tall, hairy. Flower cluster unbranched. Petals green-white to rose or red, 0.12-0.28" long, falling early. Stamens 10. Hypanthium bell-shaped.



ENGLISH DAISY (*Bellis perennis*) Naturalized Perennial - Sunflower Family - (Dec–Sep) - Damp, grassy areas - Herbaceous lawn weed. Leaves 0.8-4" long, spoon-shaped. Ray flowers white, 0.3-0.4" long, narrow. Disk flowers yellow, ~ 0.1" long.



HAYFIELD TARWEED (*Hemizonia congesta* subsp. *luzulifolia*) Native Perennial - Sunflower Family - (Mar–Dec) - Disturbed, open, or grassy sites, often clayey soils, serpentine - Plant 2-32" tall. Flowers white, rays 0.2-0.5" long; head bract tips < body.



SCENTED WHITE EVERLASTING (*Pseudognaphalium beneolens*) Native Biennial - Sunflower Family - (Jun–Oct) - Dry, open slopes, disturbed sites - Leaves narrow, woolly. Heads white, 0.2-0.24" long.



CALIFORNIA EVERLASTING (*Pseudognaphalium californicum*) Native Biennial - Sunflower Family - (Apr–Jul) - Sandy canyons, dry hills, coastal chaparral - Stem 8-51" tall. Leaves green + glandular on both sides. Heads white, spheric, 0.2-0.24" long.



FOOTHILL MEADOW-RUE (*Thalictrum fendleri* var. *polycarpum*) Native Perennial - Buttercup Family - (Mar–Jun) - Moist, open to shaded places, woodland, forest - Plant 2-6'+ tall, male or female. Leaf 1-4x divided, 3-18" long, segments 0.3-0.8" long. No petals.



FENNEL (*Foeniculum vulgare*) Naturalized Perennial - Carrot Family - (May–Sep) - Roadsides, disturbed sites - Plants 3-6.5' tall, anise-scented. Stems waxy-blue, canelike. Flowers yellow. Leaf segments thread-like, edible when young. **INVASIVE weed.**



PACIFIC WOODLAND SANICLE (*Sanicula crassicaulis*) Native Perennial - Carrot Family - (Mar–May) - Open slopes, ravines, woodland - Plants stout, 9-47". Leaves 1-5" across with 3-5 deep, palmate lobes and serrate edges. Flowers yellow.



CLIMBING BEDSTRAW (*Galium porrigens* var. *porrigens*) Native Perennial - Madder Family - (May–Aug) - Among shrubs in chaparral, forest - Stem 4-59" long. Leaves 0.1-0.7" long, oval to egg-shaped, in whorls of 4. Flowers yellow to red, 4-lobed.



ERECT-POD WINTER CRESS (*Barbarea orthoceras*) Native Perennial - Mustard Family - (Mar–Jul) - Meadows, streambanks, moist woodland, grassland - Stem 8-24". Lower leaves w/large terminal lobe, upper clasping stem. Petals bright yellow, 0.2-0.3" long.



SHORTPOD MUSTARD (*Hirschfeldia incana*) Naturalized Biennial-Perennial - Mustard Family - (Apr–Oct) - Disturbed areas - Stem 16-60". Longest leaves 1.6-4" long, dense-hairy. Petals pale yellow, ~0.2" long. Fruit appressed. Fall-blooming. **INVASIVE.**



HEDGE MUSTARD (*Sisymbrium officinale*) Naturalized Annual - Mustard Family - (Apr-Sep) - Disturbed areas, fields, pastures - Stem 10-22" tall, thin, wiry. Petals 0.1-0.16" long, pale yellow. Fruit 0.4-0.55" long, awl-shaped, appressed.



COLCHITA (*Acmispon brachycarpus*) Native Annual - Pea Family - (Mar-Jun) - Abundant. Grassland, oak and pine woodland, desert flats and mtns, roadsides - Soft, densely hairy, < 16" tall. Flower yellow, almost stemless, bract lobes 1-2x flower tube.



CALIFORNIA LOTUS (*Acmispon wrangelianus*) Native Annual - Pea Family - (Mar-Jun) - Abundant. Coastal bluffs, chaparral, disturbed areas - Low growing. Flowers yellow aging red, 0.2-0.4" long, almost stemless. Bract lobes same length as flower tube.



SOURCLOVER (*Melilotus indicus*) Naturalized Annual-Biennial - Pea Family - (Apr-Oct) - Open, disturbed areas - Stem 4-24" long. Leaflets 3, 0.4-1" long. Flowers yellow, ~0.1" long.



BROADLEAF STONECROP (*Sedum spathulifolium*) Native Perennial - Stonecrop Family - (Apr-Aug) - Outcrops, often in shade - Plant mat-forming. Basal leaves spoon-shaped, forming persistent rosettes. Petals ~0.3" long, yellow.



BLOW WIVES (*Achyrachaena mollis*) Native Annual - Sunflower Family - (Mar-Jun) - Common. Grassy sites, often clay soils - Plant 2-24" tall, soft-hairy. Flowers yellow turning red, 0.1-0.5" wide, extend < 0.1" beyond green bracts. Showy, flat scales attached to seeds.



SEASIDE DANDELION (*Agoseris apargioides* var. *apargioides*) Native Perennial - Sunflower Family - (Apr-May) - Coastal dunes, sand hills - Plant 4-18". Leaf blades narrow, deeply lobed. Flowers extend well beyond bracts, seed beak < 2x body length.



YELLOW STAR-THISTLE (*Centaurea solstitialis*) Naturalized Annual - Sunflower Family - (May-Oct) - Invasive, roadsides, disturbed grassland or woodland - Plant 4-39" tall. Leaves woolly, extend down the stem. Flower bract spines 0.4-1" long. NOXIOUS weed.



GERMAN IVY (*Delairea odorata*) Naturalized Perennial - Sunflower Family - (Nov-Mar) - Shady, ± disturbed places, riparian woodland, coastal scrub - Vine stem 3-20' long. Heads ~ 20 per cluster. Disk flowers bright yellow. NOXIOUS weed.



GREAT VALLEY GUMPLANT (*Grindelia camporum*) Native Perennial - Sunflower Family - (May-Nov) - Sandy or saline bottomland, roadsides - Stem non-woody, 2-8' tall, whitish. Leaves gen resinous. Head to 1.2" wide, bracts bend downward.



DIABLO HELIANTHELLA (*Helianthella castanea*) Native Perennial - Sunflower Family - (Apr-Jun) - Open, grassy sites - Stem 4-20" tall. Leaves w/ 1 pair of veins more distinct. Outer head bracts leaf-like, curl around head. CNPS: FAIRLY ENDANGERED.



BOLANDER GOLDENASTER (*Heterotheca sessiliflora* subsp. *bolanderi*) Native Perennial - Sunflower Family - (Jun-Sep) - Dunes, headlands, grassy coastal slopes - Plant gen 8-28", unbranched. Leaves wide, soft-hairy. Heads clustered, rays 0.3-0.6".



PRICKLY LETTUCE (*Lactuca serriola*) Naturalized Annual - Sunflower Family - (May-Oct) - Abundant. Disturbed places - Stem 1.6-10' tall, prickly-bristly. Leaves deeply-lobed, midvein and edges prickly-bristly. Flowers pale yellow, 0.16-0.2" wide.



COAST TARWEED (*Madia sativa*) Native Annual - Sunflower Family - (May-Oct) - Grassy, open, or disturbed sites - Plant 3.5-10 dm, hairy, all glandular. Leaf 0.8-7.1" long, 0.1-0.7" wide. Rays green-yellow, 8-13, 0.06-0.16" long. Head bracts 0.24-0.6" tall.



CALIFORNIA GOLDENROD (*Solidago velutina* subsp. *californica*) Native Perennial - Sunflower Family - (May-Nov) - Woodland margins, grassland, disturbed soils - Stem 8-60" tall. Gen densely short-soft-hairy. Flower cluster height 2-4x width.



COMMON DANDELION (*Taraxacum officinale*) Naturalized Biennial-Perennial - Sunflower Family - (All year) - Abundant. Esp disturbed areas - Stem hollow. Leaves bright green with sharp down-pointing lobes. Outer head bracts reflexed. Fruit ~ brown.



FALSE HAWKBIT (*Urospermum picroides*) Naturalized Annual-Perennial - Sunflower Family - (Apr–Jul) - Uncommon. Disturbed places - Stem 4-16"+ tall, long-hairy. Leaves clasping the stem. Flowers yellow. Style base swollen as thick as the seed.



NARROW-LEAVED MULE'S EARS (*Wyethia angustifolia*) Native Perennial - Sunflower Family - (Apr–Aug) - Grassland - Plant 4-35" tall, rough-hairy. Leaves narrow, veins all similar, base blades 4-20" long. Ray flowers 0.6-1.8" long.



GRAY MULE'S EARS (*Wyethia helenioides*) Native Perennial - Sunflower Family - (Mar–May(Aug)) - Open grassland, woodland, scrub - Plant 8-28" tall, densely woolly, often becoming smooth. Some woolly hairs remain on leaf stalks and floral bracts.



RED-FLOWERING CURRANT (*Ribes sanguineum* var. *glutinatum*) Native Perennial - Gooseberry Family - (Feb–Apr) - Many habitats - Shrub < 13' tall, no prickles. Sepals pink to white. Petals white to red, ~0.1" long. Styles smooth.



HAIRY VINE HONEYSUCKLE (*Lonicera hispidula*) Native Perennial - Honeysuckle Family - (May–Jun) - Canyons, streambanks, woodland - Shrub sprawling-climbing, 6-10' long, short-hairy. Flower cluster densely sticky. Flowers pink, 0.5-0.6" long, sticky-hairy.



SNOWBERRY (*Symphoricarpos albus* var. *laevigatus*) Native Perennial - Honeysuckle Family - (May–Jul) - Shady woodland, streambanks, N. slopes - Shrub 20-71" tall. Flowers > 8/cluster, pink, 0.16-0.24" long, bell-shaped, swollen on 1 side.



CREeping SNOWBERRY (*Symphoricarpos mollis*) Native Perennial - Honeysuckle Family - (Apr–May) - Ridges, slopes, open places in woodland - Shrub 6-24" tall, sprawling. Flowers < 8/cluster, pink + often red outside, 0.16" long, bell-shaped, symmetrical.



BLACK SAGE (*Salvia mellifera*) Native Perennial - Mint Family - (Mar–Jun) - Coastal-sage scrub, lower chaparral - Shrub 3.3-6' tall. Leaf 1-2.8" long, toothed, hairy underneath. Flowers blue, white or lavender, tube 0.2-0.4" long, in clusters 0.6-1.6" wide.



BLUE WITCH (*Solanum umbelliferum*) Native Perennial - Nightshade Family - (All year) - Shrubland, mixed-evergreen forest, woodland - Plant gen < 39", upper stem hairs branched, dense. Flowers 0.6-1" wide, purple, with green spots at the base.



BUSH LUPINE (*Lupinus albifrons* var. *albifrons*) Native Perennial - Pea Family - (Mar-Jun) - Common. Chaparral, foothill woodland - Shrub 2-16' tall, gen distinct trunk, green to silvery. Flowers 0.35-0.6" long, purple, banner back hairy, keel top ciliate mid to tip.




CALIFORNIA ROSE (*Rosa californica*) Native Perennial - Rose Family - (Feb-Nov) - Gen ± moist areas in sun, esp streambanks - Shrub 2.6-8.2' tall w/thick curved spines, forming thickets. Petals pink, 0.6-1" long; sepals unlobed.



WOOD ROSE (*Rosa gymnocarpa* var. *gymnocarpa*) Native Perennial - Rose Family - ((Feb)Apr-Jul) - Common. Gen in shade of forest, scrub - Shrub w/straight thorns. Flowers gen solitary, stalks sticky, fruit smooth, sepals deciduous.




WHITE ALDER (*Alnus rhombifolia*) Native Perennial - Birch Family - (Apr-Jun) - Along permanent streams - Tree. Leaves flat, not rusty underneath, margins serrate, not rolled under. Female flowers cone-like. Wood used for furniture and for smoking meats.



CALIFORNIA HAZELNUT (*Corylus cornuta* subsp. *californica*) Native Perennial - Birch Family - (Jan-Mar) - Common. Many habitats, esp moist, shady places - Shrub, small tree < 13' tall. Leaf velvety-hairy. Fruits 0.8-1.2" long in papery bracts, 1-2/group.



CALIFORNIA COFFEE BERRY (*Frangula californica* subsp. *californica*) Native Perennial - Buckthorn Family - (May-Jul) - Coastal-sage scrub, chaparral, forest, woodland - Shrub < 16' tall. Flowers greenish. Leaves smooth beneath.



MONTEREY PINE (*Pinus radiata*) Native Perennial - Pine Family - - - Closed-cone-pine forest, oak woodland - Tree < 125' tall. Mature bark black, deep-grooved. Needles 3 per bundle, 2.4-5.9" long. Seed cone 2.4-6" long, asymmetric, opening 2nd year.



BIG-LEAF MAPLE (*Acer macrophyllum*) Native Perennial - Soapberry Family - (Mar-Jun) - Common. Streambanks, canyons - Tree < 100'. Leaves 5-lobed, 3-6" long, 4-10" wide. Group of 20-90 hanging flowers appear after leaves. Winged seeds.



BOX ELDER (*Acer negundo*) Native Perennial - Soapberry Family - (Mar-Apr) - Streamsides, bottomland. - Tree < 66' tall. Leaflets in 3s. Group of 10-250 hanging flowers appear with leaves. Winged fruits. Widely planted ornamental.



CALIFORNIA SAGEBRUSH (*Artemisia californica*) Native Perennial - Sunflower Family - (Aug-Nov) - Coastal scrub, chaparral, open woodland - Shrub 2-8.5' tall, rounded. Leaves 0.4-4", hairy, thread-like, light green to gray. Flower heads < 5 mm wide. Sage-scented.



N. CALIFORNIA BLACK WALNUT (*Juglans hindsii*) Native Perennial - Walnut Family - (Apr-May) - Along streams, disturbed slopes - Tree 20-75'. Leaflets 13-21, 3-5". Fruit 1.4-2" wide. CNPS: SERIOUSLY ENDANGERED (unplanted).



FUCHSIA-FLOWERED GOOSEBERRY (*Ribes speciosum*) Native Perennial - Gooseberry Family - (Jan-May) - Coastal-sage scrub, chaparral - Shrub < 26.6' tall. Stem bristly with 3 spines/node. Flowers 4-5 mm long, red with 4 erect sepals.



CHAPARRAL CLEMATIS (*Clematis lasiantha*) Native Perennial - Buttercup Family - (Jan-Jun) - Hillsides, chaparral, open woodland - Woody vine. Leaflets 3-5, +3-lobed. Flowers gen 1, in spring; sepals white to cream, 0.4-0.8" long.



WESTERN AMERICAN DOGWOOD (*Cornus sericea* subsp. *occidentalis*) Native Perennial - Dogwood Family - (May-Jul) - Generally moist places - Shrub 5-13' tall. Leaf blades gen 2-4" long, rough-hairy below, veins in 4-7 pairs. Petals white, 0.1-0.2" long.



HILLSIDE GOOSEBERRY (*Ribes californicum* var. *californicum*) Native Perennial - Gooseberry Family - (Feb-Mar) - Forest openings, woodland - Shrub < 5' tall. Leaf blades 0.4-1.2" long, not sticky. Sepals greenish, petals 0.12" long, white.



STRAGGLE GOOSEBERRY (*Ribes divaricatum* var. *pubiflorum*) Native Perennial - Gooseberry Family - (Mar-May) - Uncommon. Coastal bluffs, forest edges - Shrub < 10' tall. Petals 0.04-0.08" long, white. Styles 0.2-0.3" long, hairy at base. Bracts purplish.



CANYON GOOSEBERRY (*Ribes menziesii* var. *menziesii*) Native Perennial - Gooseberry Family - (Feb-Apr) - Common. Forest openings, chaparral - Shrub < 10', prickly. Leaves sticky below. Styles glabrous, anthers exserted, sepals purplish.



PACIFIC MADRONE (*Arbutus menziesii*) Native Perennial - Heath Family - (Mar-May) - Conifer, oak forests - Tree < 130' tall, evergreen, peeling red bark. Leaf blades < 5" long. Flowers yellow-white or pink, < 3.1" long. Berries red, < 0.5" diam, round.



BRITTLE-LEAF MANZANITA (*Arctostaphylos crustacea* subsp. *crustacea*) Native Perennial - Heath Family - (Feb-Apr) - Chaparral, conifer forest - Twigs bristly, leaf stalk 0.1-0.2", upper leaf surface shiny.




PALLID MANZANITA (*Arctostaphylos pallida*) Native Perennial - Heath Family - (Jan-Mar) - Siliceous shales, slopes, ridges, chaparral - Leaves clasping, smooth. Flower stalk and fruit w/sticky hairs. Fed: THREATENED, Calif: ENDANGERED.



BLUE ELDERBERRY (*Sambucus nigra* subsp. *caerulea*) Native Perennial - Muskroot Family - (Mar-Sep) - Common. Streambanks, open places in forest - Shrub 7-26' tall. Flower cluster flat-topped, 1.6-13" diam, petals spreading. Fruits waxy blue-black.



RED ELDERBERRY (*Sambucus racemosa* var. *racemosa*) Native Perennial - Muskroot Family - (May-Jul) - Moist places - Shrub/tree 3-20' tall. Leaflets 5-7, 1.6-6.3" long. Flower cluster dome-shaped, gen 6-12 cm diam, petals often reflexed. Fruits red.



SILVERLEAF COTONEASTER (*Cotoneaster pannosus*) Naturalized Perennial - Rose Family - (May-Jul) - Disturbed places, mixed-evergreen forest - Leaves 0.8-1.4" long, pointed tip, smooth above. Petals white, spreading. Fruit red. INVASIVE weed.



CHRISTMAS BERRY / TOYON (*Heteromeles arbutifolia*) Native Perennial - Rose Family - (May-Jun-Aug) - Chaparral, oak woodland, mixed-evergreen forest - Shrub-tree < 33' tall, evergreen. Leaf 2-4" long. Petals white, < 0.16" long. Fruit bright red.



OCEANSPRAY (*Holodiscus discolor* var. *discolor*) Native Perennial - Rose Family - (May-Aug) - Moist woodland edges, rocky slopes - Shrub 5-20' tall. Leaf blade 0.6-3.1" long, toothed at end. Flower cluster 0.8-10" long. Petals white, ~0.07" long.



OSO BERRY (*Oemleria cerasiformis*) Native Perennial - Rose Family - (Feb-Apr) - Chaparral, canyons, streambanks, lowland wet to dry open woodland, coast to shaded conifer forest - Shrub 3-20'. Leaf 2-5" long. Flower cluster 1.2-4". Petals white, 0.12-0.24".



HIMALAYAN BLACKBERRY (*Rubus armeniacus*) Naturalized Perennial - Rose Family - (Mar-Jun) - Common. Disturbed areas, roadsides - Shrub w/thorny 5-angled stem. Leaflets 3-5, white-hairy beneath. Blackberry-type fruit. INVASIVE.



THIMBLEBERRY (*Rubus parviflorus*) Native Perennial - Rose Family - (Mar-Aug) - Common; moist semi-shaded areas, esp edges of woodland - Shrub 0.5-2 m tall, not prickly. Petals 0.5-0.9" long, white. Leaves simple, 3-5 lobed. Raspberry-type fruit.



COAST SILK TASSEL (*Garrya elliptica*) Native Perennial - Silk Tassel Family - (Jan-Mar) - Seacliffs, sand dunes, chaparral, foothill-pine woodland - Shrub or small tree, < 26' tall. Leaves wavy-margined, underside hairs felt-like, interwoven. Fruit hairy.



CALIFORNIA BUCKEYE (*Aesculus californica*) Native Perennial - Soapberry Family - (May-Jun) - Dry slopes, canyons, borders of streams - Large shrub or tree 13-39' tall. 5-7 leaflets. Flowers white to pale rose. Large seeds toxic but edible after leaching out saponins.




SHINYLEAF OREGON-GRAPE (*Berberis pinnata* subsp. *pinnata*) Native Perennial - Barberry Family - (Feb-May) - Rocky slopes, conifer forest, oak woodland, chaparral - Shrub gen < 7'. Leaflets w/15-23 spiny teeth, spines < 0.1" long. Flowers yellow.



HOLLYLEAF REDBERRY (*Rhamnus ilicifolia*)
Native Perennial - Buckthorn Family - (Mar-Jun) -
Chaparral, montane forest - Shrub < 13' tall,
evergreen w/stiff branches. Leaf blades 0.8-1.6"
long, toothed. Fruits 0.2-0.3" wide, red.



WESTERN LEATHERWOOD (*Dirca occidentalis*)
Native Perennial - Daphne Family - (Nov-Mar) -
Gen n facing slopes, mixed-evergreen forest to
chaparral, gen fog belt - Shrub 3-10'. Flowers
yellow, 1-4 per group, open before/with leaves.
CNPS: Fairly ENDANGERED.



SCOTCH BROOM (*Cytisus scoparius*)
Naturalized Perennial - Pea Family - (Apr-Jul) -
Common. Disturbed places - Shrub 6.6-8' tall,
deciduous. Stems sharply 5-angled, new twigs
hairy. Flowers yellow, 1-2 at leaf bases, 0.6-0.8"
long. NOXIOUS.



FRENCH BROOM (*Genista monspessulana*)
Naturalized Perennial - Pea Family - (Mar-Jun) -
Common. Disturbed places. - Shrub < 10' tall,
evergreen. Stems 8-10 ridged, leafy. Flowers
yellow, 4-10 at branch tips, banner 0.4-0.6" long.
NOXIOUS.



BIRCH-LEAF MOUNTAIN-MAHOGANY
(*Cercocarpus betuloides* var. *betuloides*) Native
Perennial - Rose Family - (Mar-May) - Dry, rocky
slopes, chaparral - Shrub 3-10'. Leaf 0.4-1" long,
end toothed. Flower 0.16-0.3" wide. Hairy fruit
styles 2-3.5" long.



GOLDEN-YARROW (*Eriophyllum confertiflorum*
var. *confertiflorum*) Native Perennial - Sunflower
Family - (Apr-Aug) - Many dry habitats -
Shrubby, 8-28" tall. Leaves 0.4-2" long, deeply
3-5 lobed. Flowers yellow; rays 4-6, 0.08-0.2"
long; head bracts 4-7.

