



# Wild Plants of Black Diamond Mines Regional Preserve

## Common Name Version

### A Photographic Guide

Sorted by Form, Color and Family  
with Habitat Descriptions and Identification Notes

Photographs and text by Wilde Legard  
District Botanist, East Bay Regional Park District

East Bay   
Regional Park District

New Revised and Expanded Edition - Includes the latest  
scientific names, habitat descriptions and identification notes



# A Photographic Guide to the Wild Plants of Black Diamond Mines Regional Preserve

More than 2,000 species of native and naturalized plants grow wild in the San Francisco Bay Area. Most are very difficult to identify without the help of good illustrations. This is designed to be a simple, color photo guide to help you identify some of these plants. This guide is published electronically in Adobe Acrobat® format so that it can easily be updated as additional photographs become available. You have permission to freely download, distribute and print this guide for individual use. Photographs are © 2014 Wilde Legard, all rights reserved.

In this guide, the included plants are sorted first by form (Ferns & Fern-like, Grasses & Grass-like, Herbaceous, Woody), then by most common flower color, and finally by similar looking flowers (grouped by genus within each family). Each photograph has the following information, separated by '-':

COMMON NAME	According to <i>The Jepson Manual: Vascular Plants of California, Second Edition (JM2)</i> and other references (not standardized).
(Scientific Name)	According to <i>JM2</i> and <i>eFlora</i> ( <a href="http://ucjeps.berkeley.edu/IJM.html">ucjeps.berkeley.edu/IJM.html</a> ).
Origin & Longevity	Native, Naturalized, or Waif (not reproducing without human care). Annual, Biennial, Perennial, or a combination.
Family Name	Common family name according to <i>JM2</i> ,
(Bloom date range)	Period during the year when the plant blooms, according to <i>JM2</i> and other sources. '-' if plant does not bloom (ie. Ferns).
Habitat	Habitat description according to <i>JM2</i> and other sources.
ID Characteristics	Plant description with identification characteristics and other notes, based on multiple sources including: <i>Annotated Checklist of the East Bay Flora, Second Edition (2013)</i> , <i>JM2</i> , <i>Plants of the San Francisco Bay Region (Revised Edition)</i> , and <i>Weeds of California and Other Western States</i> .
Additional notes	Occasionally, an additional note may appear (ie. NOXIOUS weed, INVASIVE weed, Fed & Calif. ENDANGERED, etc.).

Revision: 3/2/2014

Fern-like - Green/Brown

Wild Plants of Black Diamond Mines Regional Preserve - Sorted by Form, Color and Family

Page 1



BRACKEN FERN (*Pteridium aquilinum* var. *pubescens*) Native Perennial - Bracken Family - - Pastures, woodland, meadows, hillsides, partial to full sun - Leaf blades widely-triangular, gen 0.5-5' long, gen 3x divided, hairy underneath.



CALIFORNIA MAIDENHAIR (*Adiantum jordanii*) Native Perennial - Brake Fern Family - - - Shaded hillsides, moist woodland - Leaves 8-28" long with many rounded symmetrical segments, each with < 4 irregular lobes. Cultivated. Sudden Oak Death carrier.



COFFEE FERN (*Pellaea andromedifolia*) Native Perennial - Brake Fern Family - - - Generally rocky or dry areas - Fronds 6-30" long, stem light brown. Leaf segments blunt, 0.24-0.6" long, 0.12-0.4" wide.



GOLDENBACK FERN (*Pentagramma triangularis* subsp. *triangularis*) Native Perennial - Brake Fern Family - - - Gen shaded, sometimes rocky or wooded areas - Leaves triangular, 1.2-4" long, undersides either granular green or powdery gold.



**MOSQUITO FERN** (*Azolla filiculoides*) Native Perennial - Mosquito Fern Family - - - Common. Ponds, slow streams - Floating aquatic fern, green to red. Stem gen 0.4-1.2" long. Leaves oval, gen ~0.06" long by 0.04" wide. NITROGEN fixing.



**POLYPODY FERN** (*Polypodium calirhiza*) Native Perennial - Polypody Family - - - On plants, rocky cliffs or outcrops, roadcuts, often granitic or volcanic, rarely dunes - Leaf blades 4-8" long, often widest above base, deeply lobed.



**COASTAL WOOD FERN** (*Dryopteris arguta*) Native Perennial - Wood Fern Family - - - Locally common. Open, wooded slopes, caves - Leaf 12-24" long, 5-12" wide, divided 1-2 times. Segments generally with spine-tipped teeth.



**NARROW-LEAVED CATTAIL** (*Typha angustifolia*) Native Perennial - Cattail Family - (May-Aug) - Nutrient-rich freshwater to brackish marshes, wet disturbed places - Plant 4.9-9.8' tall. Leaves gen < 0.4" wide. Flower cluster gap > 0.4".



**BROAD-LEAVED CATTAIL** (*Typha latifolia*) Native Perennial - Cattail Family - (Jun-Jul) - Unpolluted to nutrient-rich freshwater (brackish) marshes - Plant 4.9-9.8' tall. Widest leaves 0.4-1.1" wide. Flower cluster with no gap between flower types.



**SILVER HAIR GRASS** (*Aira caryophyllaea*) Naturalized Annual - Grass Family - (Apr-Jun) - Sandy soils, open or disturbed sites - Flower cluster > 0.6" wide, diffuse with long slender branches. Spikelets about 0.1" long with 2 extended awns.



**SLENDER WILD OAT** (*Avena barbata*) Naturalized Annual - Grass Family - (Mar-Jun) - Disturbed sites - Plants gen 24-32". Spikelets 0.8-1.2" long. Awns 0.8-1.8" long. Lemma tip bristles >= 0.1" long. Seeds EDIBLE whole or ground for flour. INVASIVE weed.



**WILD OAT** (*Avena fatua*) Naturalized Annual - Grass Family - (Apr-Jun) - Disturbed sites - Plants 1-5' tall. Spikelets 0.7-1.3" long. Low awn 1-1.6" long. Lemma tip bristles < 0.04" long. Seeds EDIBLE whole or ground for flour. INVASIVE weed.



LITTLE QUAKING GRASS (*Briza minor*) Naturalized Annual - Grass Family - (Apr-Jul) - Shaded or moist, open sites - Stem 3-20" tall. Spikelets 0.1-0.2" long, resemble tiny rattlesnake rattles.



CALIFORNIA BROME (*Bromus carinatus* var. *carinatus*) Native Perennial - Grass Family - (Apr-Aug) - Coastal prairies, openings in chaparral, plains, open oak and pine woodland - Plant 20-40" tall. Flower cluster 6-16" long. Spikelet 0.8-1.6" long. Lemma 0.5-0.8" long, hairy, awn 0.3-0.6" long.



RIPGUT GRASS (*Bromus diandrus*) Naturalized Annual - Grass Family - (Apr-Jul) - Open, gen disturbed areas - Plant 6-40" tall. Spikelet 1-2.8" long. Lemma body 0.8-1.2" long, awn > 1.2" long. Barbed seeds can stick in flesh of animals. INVASIVE weed.



SOFT CHESS (*Bromus hordeaceus*) Naturalized Annual - Grass Family - (Apr-Jul) - Fields, disturbed areas - Plant 4-26" tall. Leaf hairy. Flower cluster 1-5" long, dense, some stalks > spikelet. Spikelet 0.5-0.9". Lemma 0.26-0.4", awn 0.16-0.4". INVASIVE weed.



FOXTAIL CHESS (*Bromus madritensis* subsp. *madritensis*) Naturalized Annual - Grass Family - (Apr-Jan) - Disturbed areas, roadsides - Plants 4-20" tall. Stem and sheathes smooth. Flower cluster branches visible, lower spikelets erect, > stalk.



RED BROME (*Bromus madritensis* subsp. *rubens*) Naturalized Annual - Grass Family - (Mar-Jun) - Disturbed areas, roadsides - Plant 4-20". Flower cluster condensed, branches obscure, < spikelets. Stem & sheathes hairy. INVASIVE weed.



BRISTLY DOGTAIL GRASS (*Cynosurus echinatus*) Naturalized Annual - Grass Family - (May-Jul) - Open, disturbed sites - Tufted. Stem 4-28" long. Leaf blade 0.1-0.6" wide. Flower cluster 0.4-1.6" long, 1-sided. Fertile and sterile spikelets. INVASIVE weed.




SALT GRASS (*Distichlis spicata*) Native Perennial - Grass Family - (Apr-Sep) - Salt marshes, coastal dunes, moist, alkaline areas - Stem 4-20" long. Leaves 0.8-4" long, flat, stiff. Flower cluster 0.8-3" long, narrow. Spikelets straw-colored to purple, 2-20/group, 0.24-0.8" long.



WESTERN WILD-RYE (*Elymus glaucus* subsp. *glaucus*) Native Perennial - Grass Family - (Jun-Aug) - Open areas, chaparral, woodland, forest - Tufted. Stem 12-55" tall. Leaf 0.2-0.5" wide, flat. Spikelets 0.3-0.6" long, 2-4 per node. Lemma awn 0.4-1.2" long.



BEARDLESS WILD RYE (*Elymus triticoides*) Native Perennial - Grass Family - (Jun-Jul) - Dry to moist, often saline, meadows - Plant 18-50" tall, from rhizomes. Flower cluster 2-8" long. Spikelets generally 2/node. Lemmas 3-7, 0.2-0.5" long, awn to 0.12" long.



BROME FESCUE (*Festuca bromoides*) Naturalized Annual - Grass Family - (May-Jun) - Uncommon. Dry, disturbed places, coastal-sage scrub, chaparral - Stem < 20". Inflorescence 0.6-6" tall, dense, lower branches erect. Spikelet 0.2-0.4" long, awn 0.1-0.3" long.



HAIRY FESCUE (*Festuca microstachys*) Native Annual - Grass Family - (Apr-Jun) - Disturbed, open, gen sandy soils - Stem 6-29". Spikelet 0.2-0.4" long, awn 0.1-0.5" long. Glumes & lemma smooth or hairy.



RYE GRASS (*Festuca perennis*) Naturalized Perennial - Grass Family - (May-Sep) - Dry to moist disturbed sites, abandoned fields - Stem 20-40" tall. Spikelet 0.2-0.9" long, > glume, awned or awnless. Sterile shoots at base. INVASIVE weed.



NORTHERN BARLEY (*Hordeum brachyantherum* subsp. *brachyantherum*) Native Perennial - Grass Family - (May-Aug) - Meadows, pastures, streambanks - Stem 1-3' tall, gen robust. Leaf sheaths gen smooth, blade < 7.5" long. Lemma awn < 0.25".



MEDITERRANEAN BARLEY (*Hordeum marinum* subsp. *gussoneanum*) Naturalized Annual - Grass Family - (Apr-Jun) - Dry to moist, disturbed sites - Stem 4-20". Leaf blades to 32" long, auricles < 0.08". Central lemma awn 0.25-0.7" long. INVASIVE weed.



HARE BARLEY (*Hordeum murinum* subsp. *leporinum*) Naturalized Annual - Grass Family - (Feb-May) - Moist, gen disturbed sites. Common - Stem 12-43" tall. Central spikelet stalk ~0.06" long. Central floret << lateral florets. INVASIVE weed.



WALL BARLEY (*Hordeum murinum* subsp. *murinum*) Naturalized Annual - Grass Family - (Feb–May) - Moist, gen disturbed sites - Stem 1-2'. Leaf auricles notable. Central spikelet stalk 0-0.02". Central floret gen = lateral florets. **INVASIVE weed.**



JUNE GRASS (*Koeleria macrantha*) Native Perennial - Grass Family - (May–Jul) - Dry, open sites, clay to rocky soils, shrubland, woodland, conifer forest - Stem 8-32" long. Flower cluster condensed, shiny, branches short-hairy. Spikelet ~0.2" long, no awns.



CALIFORNIA MELIC (*Melica californica*) Native Perennial - Grass Family - (Apr–May) - Open or rocky hillsides, oak woodland, conifer forest - Stem 16-55". Leaf 0.06-0.2" wide. Spiklet 0.2-0.6" long, w/3-7 fertile florets; sterile tip widest above middle, tip squared.



TORREY'S MELIC (*Melica torreyana*) Native Perennial - Grass Family - (Mar–Jun) - Chaparral, conifer forest - Stem 12-40" tall. Leaf blade 0.04-0.1" wide. Spikelet 0.14-0.28" long w/1-2 florets; sterile tip widest above middle to 0.06", short-hairy lemmas.



ANNUAL BLUE GRASS (*Poa annua*) Naturalized Annual - Grass Family - (Feb–Sep) - Abundant. Disturbed moist ground - Plant 1-8" tall. Leaf blade 0.04-0.12" wide, soft. Flower cluster 0.4-4" long, triangular. Lemmas 0.1-0.16" long.



ONE-SIDED BLUE GRASS (*Poa secunda* subsp. *secunda*) Native Perennial - Grass Family - (Mar–Aug) - Common. Dry slopes to saline/alkaline meadows to alpine - Plant 6-40" tall, densely tufted. Flower clusters congested. Spikelets gen 0.3-0.4" long. Lemmas 0.16-0.2" long, backs rounded.



RABBITFOOT GRASS (*Polygomon mospeliensis*) Naturalized Annual - Grass Family - (Apr–Aug) - Moist places, along streams - Stem 8-39". Leaf 0.4-8" long, 0.16-0.24" wide. Flower cluster 0.4-6.7" long, plume-like. Glume awn > 0.14". Lemma awn gen < 0.1". **INVASIVE.**



NODDING NEEDLE GRASS (*Stipa cernua*) Native Perennial - Grass Family - (Feb–Jul) - Grassland, chaparral, juniper woodland - Stem 12-39". Glumes: lower 0.47-0.87" long, upper ~0.14" shorter. Awns 2-4" long, wavy last segment.




PURPLE NEEDLE GRASS (*Stipa pulchra*) Native Perennial - Grass Family - (Mar-Jun) - Oak woodland, chaparral, grassland - Stem 14-39" long. Leaf blade 4-8" long. Glumes 0.5-0.8" long, ~equal. Awn 1.6-4" long, last segment straight.



BALTIC RUSH (*Juncus balticus* subsp. *ater*) Native Perennial - Rush Family - (Jul-Nov) - Moist to ± dry sites - Stem 14-43" tall, round, not twisted. No leaf blade. Flowers generally 0.1-0.2" long.



SPREADING RUSH (*Juncus patens*) Native Perennial - Rush Family - (Jun-Oct) - Marshy places, creeks, seeps - Plant 12-41" tall, densely tufted. Stems blue-gray-green & distinctly grooved when fresh. Stamens 6.



IRIS-LEAVED RUSH (*Juncus xiphioides*) Native Perennial - Rush Family - (Jul-Oct) - Wet places - Plant 16-32" tall. Leaf blades 0.2-0.5" wide, flat, Iris-like. Heads many, few-flowered. Anthers 6, < filaments, flowers self-pollinating.



COMMON SPIKERUSH (*Eleocharis macrostachya*) Native Perennial - Sedge Family - (Spring-summer) - Common. Fresh to brackish wetland - Stem 8-39" tall, 0.06-0.1" wide. Spikelet 0.2-1.6" long, 0.08-0.2" wide, style 2-branched.



OLNEY'S THREE-SQUARE BULRUSH (*Schoenoplectus americanus*) Native Perennial - Sedge Family - (Summer) - Mineral-rich or brackish marshes, shores, fens, springs - Stem 1.2-8.2' tall, sharply 3-angled, not leafy. Flower cluster head-like.



GRAND HOUND'S TONGUE (*Cynoglossum grande*) Native Perennial - Borage Family - (Feb-May) - Chaparral, woodland - Stem 1-3'. Leaf stalk 3-6". Leaf blade 3-6" cm long, broadly oval. Flowers bright blue w/inner white teeth.



DIVARICATE PHACELIA (*Phacelia divaricata*) Native Annual - Borage Family - (Apr-Jun) - Open areas, chaparral, woodland, grassland - Plant 3.5-16" tall. Leaves with 0-few lobes. Flowers 0.4-0.6" long, lavender to violet. Seeds 8-16.





**TANSY-LEAF PHACELIA** (*Phacelia tanacetifolia*) Native Annual - Boraginaceae Family - (Mar-May) - Sandy to gravelly slopes, open areas - Plant 0.6-39" tall. Leaves divided. Flowers 0.24-0.35" long, blue, persistent in fruit. Seeds 1-2.



**BLUE DICKS** (*Dichelostemma capitatum* subsp. *capitatum*) Native Perennial - Brodiaeaceae Family - (Mar-Jun) - Open woodland, scrub, desert, grassland - Plant 2-28" tall. Flowers blue-purple, not narrowed in the middle. Stamens 6. Early spring bloomer.



**ITHURIEL'S SPEAR** (*Triteleia laxa*) Native Perennial - Brodiaeaceae Family - (Apr-Jun) - Common. Open forest, conifer or foothill woodland, grassland on clay soil - Flower stem 4-28". Leaves 8-16", 0.16-1" wide. Flowers blue, blue-purple or white, 0.7-1.9" long.



**MEDITERRANEAN LINSEED** (*Bellardia trixago*) Naturalized Annual - Broom-rape Family - (Apr-Jun) - Disturbed grassland. - Plant sticky-hairy. Stem 6-32" tall. Leaves lance-shaped, toothed. Flowers 0.8-1" long, 2-lipped: upper lip pink, lower lip white. **INVASIVE.**



**PURPLE OWL'S-CLOVER** (*Castilleja exserta* subsp. *exserta*) Native Annual - Broom-rape Family - (Mar-May) - Open fields, grassland - Plant sticky, short-hairy. Flower cluster tipped white, pale yellow or rose. Flower upper lip hooked, fuzzy.



**DWARF OWL'S CLOVER** (*Triphysaria pusilla*) Native Annual - Broom-rape Family - (Apr-Jun) - Grassland - Plant 2-8" tall, yellow-brown or purple, hairy. Leaves 0.2-1.2" long, 3-9-lobed. Flowers purple (yellow), 0.16-0.28" long, in leaf axils.



**COAST LARKSPUR** (*Delphinium decorum* subsp. *decorum*) Native Perennial - Buttercup Family - (Mar-May) - Open coastal grassland, chaparral - Stems 3-14" tall. Leaves short-hairy under, with few-toothed lobes. Flowers few, dark blue-purple.



**SPREADING LARKSPUR** (*Delphinium patens* subsp. *patens*) Native Perennial - Buttercup Family - (Mar-Jun) - Grassland, open woodland - Stem 4-35" long. Leaves glabrous, divided into few-toothed lobes. Flowers few, bright or dark blue-purple.



**ROYAL LARKSPUR** (*Delphinium variegatum* subsp. *variegatum*) Native Perennial - Buttercup Family - (Mar-May) - Grassland, open oak woodland - Stem < 24" w/spreading hairs. Leaves w/finger-like segments. Flowers dark royal blue, large and few.



**PURPLE SANICLE** (*Sanicula bipinnatifida*) Native Perennial - Carrot Family - (Mar-May) - Open grassland, gen on serpentine, or pine/oak woodland - Plant 5-24" tall. Leaves 1.6-7.5" long, 1-2x divided on a winged central axis. Flowers dark purple. Fruits prickly.



**NARROW-LEAF MILKWEED** (*Asclepias fascicularis*) Native Perennial - Dogbane Family - (May-Oct) - Dry ground, valleys, foothills - Plant gen hairless. Stem leaves narrow, 3-5 in whorls. Flowers green-white to purple-tinged, ~0.25" long.



**SMALL CLARKIA** (*Clarkia affinis*) Native Annual - Evening Primrose Family - (May-Jun) - Openings in woodland, chaparral - Stem < 32". Buds erect, ovary 8-grooved, sepals united on side. Petals 0.2-0.6" long, pale pink to dark wine-red, often purple-flecked.



**FOUR-SPOT** (*Clarkia purpurea* subsp. *quadrivulnera*) Native Annual - Evening Primrose Family - (Apr-Aug) - Common. Open, grassy or shrubby places - Buds erect. Petals < 0.6", lavender to dark red. Ovary 8-grooved. Sepals 1's or 2's.



**ELEGANT CLARKIA** (*Clarkia unguiculata*) Native Annual - Evening Primrose Family - (Apr-Sep) - Common. Woodland - Buds nodding. Axis erect. Petals 0.4-1" long, pink to dark-red, clawed. Sepals united; sepals & ovary w/spreading hairs to 0.1".



**PANICLED / WEEDY WILLOWHERB** (*Epilobium brachycarpum*) Native Annual - Evening Primrose Family - (Jun-Sep) - Common. Dry open or disturbed woodland, grassland, roadsides - Plant 8-79" tall, diffuse. Petals 2-15 mm long, white to rose-purple.



**CHAPARRAL WILLOWHERB** (*Epilobium minutum*) Native Annual - Evening Primrose Family - (Apr-Sep) - Dry, open, disturbed areas, vernal pools, often after fire - Plant < 16" tall. Flower cluster open. Petals 0.1-0.2" long, white or pink. Leaves flat, not clustered.



ALKALI HEATH (*Frankenia salina*) Native Perennial - Frankenia Family - (Apr-Sep) - Salt marshes, alkali flats - Matted subshrub, to 1' tall. Leaf blade 0.16-0.6" long, <= 0.24" wide. Petals white to pink or blue-purple, 0.24-0.55" long; gen 6 stamens.



LONG-BEAKED FILAREE (*Erodium botrys*) Naturalized Annual - Geranium Family - (Mar-Jul) - Dry, open or disturbed sites - Stem 4-35" tall, coarse-hairy. Leaves lobed. Petals pink, 0.3-0.5" long. Sepals w/reddish tip. Fruit beak 2-4.7" long.



REDSTEM FILAREE (*Erodium cicutarium*) Naturalized Annual - Geranium Family - (Feb-Sep) - Open, disturbed sites, grassland, scrub - Stem 4-20". Leaves compound, leaflets dissected. Sepal tip bristly. Petal pink to purple. Fruit beak 0.8-2". INVASIVE.



GREENSTEM FILAREE (*Erodium moschatum*) Naturalized Annual - Geranium Family - (Feb-Sep) - Open, disturbed sites - Stem 4-24", short-hairy. Leaves compound, leaflets toothed. Sepal tip glabrous. Petals 0.4-0.6" long, pink. Fruit beak 0.8-1.6" long.



CUT-LEAVED GERANIUM (*Geranium dissectum*) Naturalized Annual - Geranium Family - (Mar-Jul) - Open, disturbed sites - Stem 3-28" tall, rough-hairy. Leaf blades deeply divided. Petals violet-red, 0.1-0.25" long w/notched tips. Flower stalk sticky. INVASIVE.



HAIRY DOVE'S FOOT GERANIUM (*Geranium molle*) Naturalized Annual - Geranium Family - (Feb-Aug) - Open to shaded sites, disturbed ground - Stem 4-17" tall. Petals red-purple, 0.1-0.4" long, notched. Sepals awnless. Fruit smooth, wrinkled.



WESTERN BLUE-EYED-GRASS (*Sisyrinchium bellum*) Native Perennial - Iris Family - (Mar-May) - Common. Open, gen moist, grassy areas, woodland - Stem < 25" tall. Leaves iris-like. Petals 6, blue-purple with dark veins, 0.4-0.7" long.



FIELD MADDER (*Sherardia arvensis*) Naturalized Annual - Madder Family - (Mar-Jul) - Pastures, disturbed areas, grassland, dry meadows, oak woodland - Stem 2.8-6.3" long. Leaves in whorls of 5-6, 0.2-0.5" long. Flowers pink or lavender, the 4 lobes < tube.



RED MAIDS (*Calandrinia ciliata*) Native Annual - Miner's Lettuce Family - (Feb–May) - Common. Sandy to loamy soil, grassy areas, cult fields - Petals 0.2-0.6" long, bright pink to red, round-tipped. Fruit < 0.1" longer than bracts.



COYOTE-MINT (*Monardella villosa* subsp. *villosa*) Native Perennial - Mint Family - (May–Aug) - Dry rocky slopes, oak woods, chaparral - Plant < 20" tall. Leaves ovate, 0.4-0.9" mm long. Flower head 0.4-1.2" wide. Flowers pink to purple.



VINEGAR WEED (*Trichostema lanceolatum*) Native Annual - Mint Family - (Jun–Nov) - Dry, open, gen disturbed habitats - Plant < 39" tall. Leaf blades 0.8-2.8" long, leaf stalk, ~ stalkless. Flowers purple-blue, tube 0.2-0.4" long, curving up. Vinegar scent.



RADISH (*Raphanus sativus*) Naturalized Annual - Mustard Family - (May–Jul) - Disturbed areas, fields - Stem 16-51" long. Petals 0.6-1" long, white to purple. Fruit a fat cylinder w/constrictions between seeds. INVASIVE weed.



STARFLOWER (*Trientalis latifolia*) Native Perennial - Myrsine Family - (Apr–Jul) - Shaded places, esp woodland - Stem 2-12". Leaves 1-3.5" long, 0.4-2" wide, egg-shaped; stem leaves in 1 whorl near stem tip. Flower gen pink to rose, 0.3-0.6" wide.



PACIFIC PEA (*Lathyrus vestitus* var. *vestitus*) Native Perennial - Pea Family - (Feb–Jul) - North: Conifer forest. South: chaparral & oak woodland - Stem wings to 0.02" wide. Leaves gen elliptic. Flowers 0.5-0.7" long, pale lavender to purple.



MINIATURE LUPINE (*Lupinus bicolor*) Native Annual - Pea Family - (Mar–Jun) - Abundant. Open or disturbed areas - Plant 4-16", hairy. Flower 0.16-0.4" long, banner longer than wide, upper keel ciliate near tip, pedicel < 0.12". Fruit 0.12-0.24" wide.



ARROYO LUPINE (*Lupinus succulentus*) Native Annual - Pea Family - (Feb–May) - Abundant. Open or disturbed areas, often seeded on roadbanks - Plant 8-40" tall, fleshy, sparsely hairy. Flowers 0.5-0.7" long, whorled, gen blue-purple, petal claws short-hairy.



**FOOTHILL CLOVER** (*Trifolium ciliolatum*) Native Annual - Pea Family - (Mar-Jun) - Locally common. Grassland, chaparral, disturbed areas - Flower head 0.3-0.8" wide w/vestigial bract. Flowers pink to purple, soon reflexed, bracts w/short, flat bristles.



**ROSE CLOVER** (*Trifolium hirtum*) Naturalized Annual - Pea Family - (Apr-May) - Disturbed areas, roadsides - Head with 1-2 bract-like leaves immed below. Flowers pink, 0.4-0.6" long, densely-bristly in fruit. **INVASIVE weed.**



**TOMCAT CLOVER** (*Trifolium willdenovii*) Native Annual - Pea Family - (Mar-Jun) - Abundant. Disturbed, gen spring-moist, heavy soils, occas serpentine - Head bract wheel-shaped, sharp-lobed. Leaf narrow. Flowers purple w/white tip, 0.3-0.6" long.



**SPRING VETCH** (*Vicia sativa* subsp. *sativa*) Naturalized Annual - Pea Family - (Mar-Jun) - Roadsides, disturbed areas, grassland, open areas in oak and riparian woodlands - Flowers 1-2 at leaf bases, pink-purple to white, 0.7-1.2" long. Leaflets 0.16-0.4" wide.



**SPARSELY HAIRY VETCH** (*Vicia villosa* subsp. *varia*) Naturalized Annual-Biennial - Pea Family - (Mar-Jun) - Grassland, roadside, disturbed areas - Stems w/few hairs. Flowers 10-20, blue-purple to white, 0.4-0.55" long. Lower bract lobes 0.04-0.1" long.



**PINKLOBE LEPTOSIPHON** (*Leptosiphon androsaceus*) Native Annual - Phlox Family - (Apr-Jun) - Open or shaded areas in woodland, chaparral - Plant 2-18", hairy. Flowers pink, bracted group, tube 0.4-1.3" long, lobes gen > 0.3" long.



**SLENDER ANNUAL PHLOX** (*Microsteris gracilis*) Native Annual - Phlox Family - (Mar-Aug) - Dry to moist areas - Plant < 8" tall, glandular-hairy. Leaves 0.4-1.2" long. Flowers 0.3-0.5" long, tubed yellow, lobes bright pink to white.



**SKUNKWEED** (*Navarretia squarrosa*) Native Annual - Phlox Family - (Jun-Aug) - Common. Open, wet, gravelly flats, slopes - Plant 4-24" tall, sticky, with skunk-like odor. Flowers 0.35-0.47" long, dark blue; petal lobes 0.08" long.



CHINESE-HOUSES (*Collinsia heterophylla* var. *heterophylla*) Native Annual - Plantain Family - (Mar–Jun) - Shady places in chaparral, open mixed woodland, oak woodland - Plant 4-20" tall. Flowers 0.6-0.8" long, upper lip whitish.



PADRE SHOOTING STAR (*Dodecatheon clevelandii* subsp. *patulum*) Native Perennial - Primrose Family - (Mar–May) - Moist places, often on serpentine or in  $\pm$  alkaline sites - Leaf blade length  $>2x$  width. Flowers often white. Filament tube w/light spots below anthers.



MOSQUITO-BILLS SHOOTING STAR (*Dodecatheon hendersonii*) Native Perennial - Primrose Family - (Mar–Jul) - Gen in shady sites - Leaf blade length generally  $<2x$  width. Flower parts 4s or 5s. Filament tube solid black.



ITALIAN THISTLE (*Carduus pycnocephalus* subsp. *pycnocephalus*) Naturalized Annual - Sunflower Family - (Mar–Jul) - Roadsides, pastures, disturbed areas - Stems 8-79", narrow spiny-wings. Lower leaves 4-10 lobed, heads 2-5, flower bracts woolly. NOXIOUS.



PURPLE STAR-THISTLE (*Centaurea calcitrapa*) Naturalized Annual-Biennial - Sunflower Family - (Apr–Nov) - Pastures, disturbed places - Plant 8-40"+. Basal leaves 1-2x divided into narrow lobes. Flowers purple with spiny bracts. NOXIOUS weed.



BULL THISTLE (*Cirsium vulgare*) Naturalized Biennial - Sunflower Family - (May–Oct) - Common. Disturbed areas - Plant 12-79" tall. Top of leaves bristly; leaf base forming decurrent wings on stem. Flowers purple, gen 1-2" wide. NOXIOUS weed.



ARTICHOKE THISTLE (*Cynara cardunculus* subsp. *flavescens*) Naturalized Perennial - Sunflower Family - (Apr–Jul) - Disturbed places - Plant 1.6-8" tall. Artichoke head 1.6-6" diam, spine-tipped. Flowers blue or purple, 1.2-2" long. NOXIOUS weed.



WEEDY CUDWEED (*Pseudognaphalium luteoalbum*) Naturalized Annual - Sunflower Family - (Apr–Aug) - Disturbed sites, fields, streambeds - Heads 0.12-0.16" long, yellowish, female flowers  $< 0.08$ " long, pappus bristles connected.



MILK THISTLE (*Silybum marianum*) Naturalized Annual-Biennial - Sunflower Family - (Feb-Jun) - Roadsides, pastures, disturbed areas - Stem 1-10', stout. Leaves spiny, shiny green w/white veins and spots. Flowers red-purple. INVASIVE weed.



PURPLE SALSIFY (*Tragopogon porrifolius*) Naturalized Biennial-Perennial - Sunflower Family - (Mar-Nov) - Common. Disturbed places - Plant 16-39" tall, milky sap. Leaves 0.8-1.6" long, very narrow, waxy blue. Flowers purple.



JEPSON BROOMRAPE (*Orobanche californica* subsp. *jepsonii*) Native Perennial - Broom-rape Family - (Jul-Sep) - Uncommon. Gen dry flats, slopes. Root parasite on sunflower family - Plant 4-14" tall. Flowers > 20, stalkless, lips 0.4-0.55" long, buff-colored.



CURLY DOCK (*Rumex crispus*) Naturalized Perennial - Buckwheat Family - (All year) - Abundant. Disturbed places - Stem 16-39" tall. Flower cluster dense, valves 0.2-0.24", winged around tubercles, smooth edged. 1 tubercle enlarged. INVASIVE.



FIDDLE DOCK (*Rumex pulcher*) Naturalized Perennial - Buckwheat Family - (May-Sep) - Disturbed places, meadows, moist or dry habitats - Stem 8-24" long, branches widely spreading. Leaf blades 1.6-4" long, 1.2-2" wide. Valves w/2-5 teeth.



WOOLLY FRUITED DESERTPARSLEY (*Lomatium dasycarpum* subsp. *dasycarpum*) Native Perennial - Carrot Family - (Mar-Jun) - Rocky (gen serpentine), chaparral, woodland - Plant 4-20", short-hairy. Flowers greenish-white, petals and fruit hairy.



PHLOX-LEAF SERPENTINE BEDSTRAW (*Galium andrewsii* subsp. *gatense*) Native Perennial - Madder Family - (Apr-Jun) - Dry, rocky places in serpentine soil, chaparral or open oak/pine woodland - Plant open. Stem 2-9". Leaf gen flat, > internode. Phlox-like.



DWARF PEPPERGRASS (*Lepidium latipes*) Native Annual - Mustard Family - (Mar-Jun) - Alkaline soils, vernal pool margins, salt marsh edges, pastures - Stem 0.8-6" long. Leaves 0.8-4" long. Flower cluster distinctly compacted.



**DWARF NETTLE** (*Urtica urens*) Naturalized Annual - Nettle Family - (Jan-Jun) - Disturbed areas, stream banks, shaded areas in grassland, oak woodland, chaparral, coastal-sage scrub, riparian woodland - Leaf teeth sharp. Petals 2 large, 2 small, free to base.



**TURKEY-MULLEIN** (*Croton setigerus*) Native Annual - Spurge Family - (May-Oct) - Dry, open, often disturbed areas - Plant < 8" tall, moundlike, covered w/long stiff hairs. Leaf blade 0.4-2" long, oval. **TOXIC** to livestock.



**PYGMY WEED** (*Crassula connata*) Native Annual - Stonecrop Family - (Feb-May) - Open areas - Plants 0.8-2.4"+ tall, red in age. Flowers < 0.1" long, 2 per node; Sepals 4, pointed end. Petals generally < sepals.



**MUGWORT** (*Artemisia douglasiana*) Native Perennial - Sunflower Family - (May-Nov) - Common. Open to shady areas, often in drainages - Plant 20-60" tall. Leaves gen 0.4-4" long, densely hairy below, some 3-5 lobed. Flower bracts hairy.



**SPINY COCKLEBUR** (*Xanthium spinosum*) Native Annual - Sunflower Family - (Jul-Oct) - Disturbed, seasonally wet, often alkaline sites, in grassland, marshes, watercourses - Plant 4-24". Stem node spines 0.6-1.2" long, golden, gen 3-lobed. Bur 0.4-0.5" long.



**COCKLEBUR** (*Xanthium strumarium*) Native Annual - Sunflower Family - (Jul-Oct) - Disturbed, seasonally wet, often alkaline sites, in grassland, marshes, watercourses - Plant 4-32" tall. Stem spineless. Bur 0.4-1.2"+ long.



**LARGE-FLOWERED FIDDLNECK** (*Amsinckia grandiflora*) Native Annual - Borage Family - (Mar-May) - Grassy slopes - Flowers red-orange, 0.5-0.8" long, 4-6" wide. Flower bract lobes unequal in width, partially fused. Fed & Calif: **ENDANGERED**.



**COMMON FIDDLNECK** (*Amsinckia intermedia*) Native Annual - Borage Family - (Mar-Jun) - Abundant. Open, generally disturbed places - Plant 0.5-3' tall. Flowers orange with 5 red spots, 0.3-0.4" long, 0.2-0.4" wide, tube straight.





WOOLLY PAINTBRUSH (*Castilleja foliolosa*)  
Native Perennial - Broom-rape Family -  
(Mar-Jun) - Dry, open, rocky slopes, edges of  
chaparral - Plant 1-2' tall, base slightly woody,  
much branched, woolly. Flower cluster  
orange-red (occas. yellow-green).



WARRIOR'S PLUME (*Pedicularis densiflora*)  
Native Perennial - Broom-rape Family -  
(Mar-May) - Dry chaparral, oak/pine forest -  
Hairy. Stem 2.4-22". Basal leaves 5-28 cm long,  
13-41 segments. Flowers deep-red to red-purple,  
0.9-1.4" long, lower lip 1/8th upper.



SHEEP SORREL (*Rumex acetosella*) Naturalized  
Perennial - Buckwheat Family - (Apr-Jul) - ±  
Disturbed, often acidic places - Stem < 16". Leaf  
gen basal, blade 0.8-2.4" long, lower  
arrowhead-shaped w/2 lobes. Flowers yellowish,  
turn reddish. INVASIVE.



SCARLET PIMPERNEL (*Anagallis arvensis*)  
Naturalized Annual - Myrsine Family - (Mar-May)  
- Common. Disturbed places, ocean beaches -  
Plants 2-16" tall. Flowers 0.2-0.3" long, salmon or  
occasionally blue. Leaves TOXIC, can cause  
dermatitis.



CALIFORNIA POPPY (*Eschscholzia californica*)  
Native Perennial - Poppy Family - (Feb-Sep) -  
Grassy, open areas - Plant 2-24" tall. Flower  
w/spreading rim ≤ 0.2". Petals 0.8-2.4" long,  
early spring = large and orange, fall = smaller and  
yellow.



WIND POPPY (*Papaver heterophyllum*) Native  
Annual - Poppy Family - (Apr-May) - Grassy  
areas, openings in chaparral - Plant 1-2', yellow  
sap. Petals orange-red, 0.4-0.8" long. Stigma  
spherical on slender style.



CALIFORNIA FIGWORT (*Scrophularia  
californica*) Native Perennial - Snapdragon Family  
- (Mar-Jul) - Common; damp places, chaparral,  
roadsides - Stem 2.6-4' tall, square x-section.  
Leaves opposite, to 7" long, triangular, toothed.  
Flowers 0.3-0.5" long, upper lips red to maroon,  
lower paler or yellowish.



VENUS THISTLE (*Cirsium occidentale* var.  
*venustum*) Native Biennial - Sunflower Family -  
(May-Jul) - Disturbed areas, grassland,  
woodland - Plant 1.6-9.8' tall. Head bract cluster  
0.6-2" tall, 0.6-3" diam. Flowers gen bright  
red-pink to red, 0.9-1.4" long.



**SEASIDE HELIOTROPE** (*Heliotropium curassavicum* var. *oculatum*) Native Perennial - Borage Family - (Feb–Oct) - Moist to dry, saline to alkaline soils, gen near water - Plant fleshy. Leaf 0.4-2.4 cm long. Flowers white w/ yellow center, 0.12-0.2" long.



**VARIABLE-LEAF NEMOPHILA** (*Nemophila heterophylla*) Native Annual - Borage Family - (Feb–Jun) - Common. Forest, chaparral, roadsides, streambanks - Flower 0.1-0.4" long, unspotted, bract appendages < 0.04" long in fruit.



**SMALL-FLOWER NEMOPHILA** (*Nemophila parviflora* var. *parviflora*) Native Annual - Borage Family - (Mar–Jul) - Woodland, forest, roadsides, slopes - Upper leaves 0.4-1.6" long, gen w/5 deep lobes. Flowers white or blue, 0.08-0.16" long; style < 0.1".



**COMMON PHACELIA** (*Phacelia distans*) Native Annual - Borage Family - (Mar–May) - Common. Clay to rocky soils, slopes - Plant 6-32" tall. Leaves divided. Flowers 0.24-0.35" long, dirty white. Seeds 2-4.




**WHITE FIESTA FLOWER** (*Pholistoma membranaceum*) Native Annual - Borage Family - (Feb–May) - Beaches, bluffs, ravines, wooded slopes, desert washes - Stem 2-36" tall. Flowers gen 2-10, 0.12-0.24" long, < 0.4" wide, white, no bractlets.



**RUSTY POPCORNFLOWER** (*Plagiobothrys nothofulvus*) Native Annual - Borage Family - (Mar–May) - Common; open woodland, grassland - Plant 8-28" tall, red-purple sap. Flower 0.16-0.35" wide, white. Seed often only 1, horizontal.



**VALLEY TASSELS** (*Castilleja attenuata*) Native Annual - Broom-rape Family - (Mar–May) - Grassland - Plant 4-20" tall, hairy, non-sticky. Leaves 0.8-3.1" long, narrow, 0-3 lobes. Flower cluster 1-12" long, narrow, tips white or pale yellow.



**EAR-SHAPED WILD BUCKWHEAT** (*Eriogonum nudum* var. *auriculatum*) Native Perennial - Buckwheat Family - (May–Oct) - Common. Sand or gravel - Plant 5-15 dm. Leaves on stem, curled. Inflor smooth. Flowers white to pink, smooth.



**KNOTWEED** (*Polygonum aviculare* subsp. *depressum*) Naturalized Annual - Buckwheat Family - (May–Nov) - Disturbed places - Stem 4-20", mat-forming. Flowers 2-8/leaf axil, ~0.1" long, fused 1/2 length, w/white or pink margins.



**PALE-FLOWERED WESTERN LARKSPUR** (*Delphinium hesperium* subsp. *pallescens*) Native Perennial - Buttercup Family - (Mar–May) - Oak woodland, e slope coast ranges - Plant gen 16-32" w/short-hairy base. Flowers white, pinkish or lt blue.



**POISON HEMLOCK** (*Conium maculatum*) Naturalized Biennial - Carrot Family - (Apr–Jul) - Common. Moist, esp disturbed places - Plants 2-10' tall. Stems purple-spotted. Leaves fern-like, gen 2x divided. Flowers white. **TOXIC. INVASIVE weed.**



**RATTLESNAKE WEED** (*Daucus pusillus*) Native Annual - Carrot Family - (Apr–Jun) - Rocky or sandy places - Plant 1-35" tall, usually < 20". Flower clusters with < 13 flowers, all white. Young roots edible. Sap **TOXIC** to some people, causing dermatitis.



**SWEET-CICELY** (*Osmorhiza berteroi*) Native Perennial - Carrot Family - (Apr–Jul) - Conifer forest, woodland, disturbed areas - Plant 12-47". Leaflets in 3s, serrate to irreg lobed. Flower white. Fruit 0.5-1", upward pointing barbs, splitting apart below.



**VENUS' NEEDLE** (*Scandix pecten-veneris*) Naturalized Annual - Carrot Family - (Apr–Jun) - Grassy slopes, roadsides - Plant 6-20" tall. Leaf segments finely divided, linear. Flowers white, outer petals larger. Fruit 0.2-1" long with a beak 0.8-2.8" long.



**TALL SOCK-DESTROYER** (*Torilis arvensis*) Naturalized Annual - Carrot Family - (Apr–Jul) - Disturbed places - Plant erect, 12-40". Flower clusters open, > leaf. Fruits 0.1-0.2" long, covered with uncurved bristles. Flowers white or pinkish. **INVASIVE weed.**



**SHORT SOCK-DESTROYER** (*Torilis nodosa*) Naturalized Annual - Carrot Family - (Apr–Jun) - Disturbed places - Plant spreading, 4-20" tall. Flowers white to red, clusters dense, < leaf. Fruit ~ 0.1" long, uncurved bristles on outer surface, bumps inside.



WAVYLEAF SOAP PLANT (*Chlorogalum pomeridianum* var. *pomeridianum*) Native Perennial - Century Plant Family - (May-Aug) - Common. Open grassland, chaparral, woodland - Plant 1-8' tall, flowers at night. Bulb juices lather in water.



ROUND-LEAVED FILAREE (*California macrophylla*) Native Annual - Geranium Family - (Mar-Jul) - Open sites, grassland, scrub - Flowers white. Leaves smooth-edged, kidney-shaped, only at base. CNPS: SERIOUSLY ENDANGERED.



CALIFORNIA MAN-ROOT (*Marah fabacea*) Native Perennial - Gourd Family - (Feb-Apr) - Streamsides, washes, shrubby open areas - Vine 6-20' long. Leaves moderately lobed. Flowers cream or white, < 0.3" wide. Fruit spiny all over.



WHITE GLOBE LILY (*Calochortus albus*) Native Perennial - Lily Family - (Apr-Jun) - Common. Shady to open woodland, scrub - Stem 2-8 dm. Leaves grasslike. Flowers 2-many, hanging, closed at tip. Sepals 10-15 mm. Petals white to pink, 20-25 mm long.



GOOSE GRASS (*Galium aparine*) Native Annual - Madder Family - (Apr-Jun) - Grassy, ± shady places - Stem 12-35" long, weak, brittle. Leaves 0.5-1.6" long, in whorls of 6-8. Flowers white, 4-lobed. Fruits covered w/short, hooked hairs.



CHEESEWEED (*Malva parviflora*) Naturalized Annual - Mallow Family - (Mar-May) - Common. Disturbed places - Stem 8-32" long, gen erect, widely branched. Flower bractlets linear. Petals 0.1-0.2" long, pink to gen white. Fruit with flange from flower bracts.



ALKAL-MALLOW (*Malvella leprosa*) Native Perennial - Mallow Family - (Apr-Nov) - Valleys, gen saline - Stem 4-16" long. Leaf blade 0.4-1.4" long, toothed, densely short-hairy. Petals cream-white to yellow, 0.4-0.6" long.



COMMON MINER'S LETTUCE (*Claytonia perfoliata* subsp. *perfoliata*) Native Annual - Miner's Lettuce Family - (Jan-May) - Vernal moist, often shady or disturbed sites - Basal leaf length <3x width. Stem leaf gen not angled. Seeds shiny w/large appendage.



**YERBA BUENA** (*Clinopodium douglasii*) Native Perennial - Mint Family - (Apr–Sep) - Shady places, chaparral, woodland - Stem trailing, gen woody, forming mats. Leaves 0.4-1.4" long, oval. Petals white to lavender, 3-8 mm long. Aromatic.



**COMMON HOREHOUND** (*Marrubium vulgare*) Naturalized Perennial - Mint Family - (Mar–Nov) - Disturbed sites, gen overgrazed pastures - Stem 4-24" long. Leaf blades 0.6-2.2" long. Flower bract w/10 hook-tipped teeth. Flowers white, ~0.2" long. **INVASIVE.**




**SHORTSTEM MORNING-GLORY** (*Calystegia subcaulis* subsp. *subcaulis*) Native Perennial - Morning-glory Family - (Apr–Jun) - Dry, open scrub or woodland - Stem gen ~0.8" long. Flowers 1.3-2.4" long, white or cream. Bractlets concealing flower bracts.



**BINDWEED** (*Convolvulus arvensis*) Naturalized Perennial - Morning-glory Family - (Mar–Oct) - Roadsides, open areas in many pl communities - Trailing. Leaf 0.8-1.2" long, w/round tip, pointed lobes. Flowers white to pink, 0.8-1" long. **NOXIOUS.**



**DWARF SANDWEED** (*Athyasus pusillus*) Native Annual - Mustard Family - (Feb–Jun) - Grassy, open slopes, rocky outcrops, chaparral, flats, floodplains, cliffs, ledges - Stem 2-12" long, spindly. Flower cluster 1-sided. Petals white, ~0.1" long. Fruits round, hairy.



**SHEPHERD'S PURSE** (*Capsella bursa-pastoris*) Naturalized Annual - Mustard Family - (Jan–Oct) - Disturbed areas - Stem 4-20" long. Basal leaves 1.2-2.4" long, dandelion-like. Petals white, 0.08-0.16" long. Fruits 0.16-0.35" long, flat, heart-shaped.



**MILK MAIDS** (*Cardamine californica*) Native Perennial - Mustard Family - (Jan–May) - Gen shaded sites, canyons, woodland. One of first spring flowers - Stem 10-24" long. Leaves lobed to compound w/sharp teeth. Petals white or pale rose, 0.3-0.5" long.



**WESTERN BITTER-CRESS** (*Cardamine oligosperma*) Native Annual - Mustard Family - (Mar–Jul) - Wet meadows, shady banks, damp areas - Plants < 16". Leaves divided into 5-9 leaflets. Flowers white, 0.1-0.2" long. Fruit < 0.1" wide.



**THREADLEAF PEPPERGRASS** (*Lepidium nitidum*) Native Annual - Mustard Family - (Feb-Mar) - Alkaline soils, pastures, dry vernal pools, fields, beaches - Fruit stalk flat. Fruit smooth, 0.14-0.24" long, cupped, winged.



**WATER CRESS** (*Nasturtium officinale*) Native Perennial - Mustard Family - (Mar-Nov) - Streams, springs, marshes, lake margins, swamps - Stem 4-43" long. Leaflets 3-9, 0.3-1" wide. Petals white, 0.12-0.18" long. **EDIBLE** leaves.



**HAIRY FRINGEPOD** (*Thysanocarpus curvipes*) Native Annual - Mustard Family - (Feb-Jun) - Common. Slopes, washes, moist meadows, woodland, streambanks - Stem 4-24". Leaf clasping w/ears'. Fruit 0.12-0.24" wide, hanging, often hairy w/perforated edge.



**JIMSON WEED** (*Datura stramonium*) Naturalized Annual - Nightshade Family - (Jun-Aug) - Sandy soils, open, often disturbed areas - Plants < 4' tall. Flowers white or pale blue-purple, 2.5-3.5" long; calyx 1.2-1.6" long. Cultivated. All parts very **TOXIC**.




**WILD LICORICE** (*Glycyrrhiza lepidota*) Native Perennial - Pea Family - (May-Jul) - In colonies, moist, gen open, disturbed areas incl streambanks, roadsides, alkaline soils or not - Plant to 47" tall. Leaflets 9-19. Flowers whitish, 0.43-0.55". Fruit w/hooked prickles.



**GULLY LUPINE** (*Lupinus microcarpus* var. *densiflorus*) Native Annual - Pea Family - (Apr-Jun) - Abundant. Open or disturbed areas, occ seeded on roadbanks - Plant 4-32" tall, hairy. Flowers 0.3-0.7" long, white to yellow. Flower bract hairs few, short.



**CALIFORNIA TEA** (*Rupertia physodes*) Native Perennial - Pea Family - (May-Sep) - Woodland - Stem ~1.6'. Leaflets 3, triangular to lance-shaped, 1.4-2.8" long, sticky. Flower bracts not hairy, lobes =. Flowers white or yellow, banner 0.4-0.55" long.



**WHITE CLOVER** (*Trifolium repens*) Naturalized Perennial - Pea Family - (Feb-Dec) - Disturbed areas - Stem creeping. Leaflets 0.2-1" long, oval, wider at tip end. Flower cluster 0.4-1" wide. Flowers white, 0.28-0.43" long, becoming reflexed. No head bract.



**STICKY MOUSE-EAR CHICKWEED** (*Cerastium glomeratum*) Naturalized Annual - Pink Family - (Spring) - Dry hillsides, grassland, chaparral, disturbed areas - Flowers 0.1-0.2" long, white, sticky-hairy. Flower bract hairs extend beyond tip; bracts herbaceous.



**SMALL-FLOWER CATCHFLY** (*Silene gallica*) Naturalized Annual - Pink Family - (Spring-early summer) - Fields, disturbed areas - Plant 4-16". Leaves < 1.4" long. Flower cluster short-hairy, bracts sticky-hairy, petal blade 0.2-0.5" long, smooth to notched, white to pink.



**STICKWORT** (*Spergula arvensis*) Naturalized Annual - Pink Family - (Spring-early summer) - Open slopes, pine woodland, sand dunes, fields, disturbed areas - Stem 4-16"+. Leaves 0.4-2" long, linear, in whorls.



**COMMON CHICKWEED** (*Stellaria media*) Naturalized Annual - Pink Family - (Feb-Sep) - Oak woodland, meadows, disturbed areas - Plant 2.8-20" tall. Stem w/line of hairs on 1 side. Sepals 0.12-0.18" long. Petals white, 2-lobed, 0.7-0.9x sepals.



**CALIFORNIA DWARF PLANTAIN** (*Plantago erecta*) Native Annual - Plantain Family - (Mar-May) - Sandy, clay, serpentine soil; grassy slopes, flats, open woodland - Leaf 1.2-5" long, linear, hairy. Flowers + stem 1.2-12" tall, cluster 0.2-1.2" long.



**ENGLISH PLANTAIN** (*Plantago lanceolata*) Naturalized Annual - Plantain Family - (Apr-Aug) - Common. Disturbed areas - Leaves basal, hairy, 2-10" long, <= 1" wide. Flowers + stem 8-31" tall, flower cluster 0.8-3" long. **INVASIVE**, lawn weed.



**CREAM CUPS** (*Platystemon californicus*) Native Annual - Poppy Family - (Mar-May) - Open grassland, sandy soil, burns - Plant 1.2-12" tall, shaggy-hairy. Leaves 0.4-3.5" long, narrow. Flowers solitary. Stamens > 12. Petals 6, gen cream with yellow base.



**STICKY CINQUEFOIL** (*Drymocallis glandulosa* var. *wrangelliana*) Native Perennial - Rose Family - (May-Jul) - Gen ± shady or moist areas - Stem 8-28". Flower 0.2-0.25" long, pale yellow to cream. Terminal leaflet distinct, unlobed.



**SMALL-FLOWER ALUMROOT** (*Heuchera micrantha*) Native Perennial - Saxifrage Family - (Apr–Jul) - Moist, rocky banks and cliffs - Plant 4–40" tall. Leaf blade 0.8–4.7" long, 5–7 lobed, generally hairy. Petals white, ~ 0.1" long.



**WOODLAND STAR** (*Lithophragma* affine) Native Perennial - Saxifrage Family - (Mar–Apr) - Open, grassy slopes - Plant 4–24" tall. Leaves w/3–5 sharp-toothed shallow lobes, stem leaves alternate. Petals 0.2–0.5" long, white. Hypanthium funnel-shaped.



**CALIFORNIA SAXIFRAGE** (*Micranthes californica*) Native Perennial - Saxifrage Family - (Feb–May(Jun)) - Moist, shady places - Plant 6–14" tall. Leaves 1.6–4" long, at base, egg-shaped, >= 0.08" wide, toothed. Petals white, 0.1–0.18" long.



**YARROW** (*Achillea millefolium*) Native Perennial - Sunflower Family - (Apr–Sep) - Many habitats - Plant 4"–7" tall. Stem white-hairy. Leaves finely dissected. Flower cluster flat-topped. Flowers white to pink. Widely used in folk medicine.



**BIG TARPLANT** (*Blepharizonia plumosa*) Native Annual - Sunflower Family - (Jul–Nov) - Dry slopes in grassland - Plant 4–70"+ tall, sticky, aromatic. Rays 5–13, white, 0.2–0.4" long; disk pappus plumose, ~0.1" long. CNPS: SERIOUSLY ENDANGERED.



**HAYFIELD TARWEED** (*Hemizonia congesta* subsp. *luzulifolia*) Native Perennial - Sunflower Family - (Mar–Dec) - Disturbed, open, or grassy sites, often clayey soils, serpentine - Plant 2–32" tall. Flowers white, rays 0.2–0.5" long; head bract tips < body.



**COTTONWEED** (*Micropus californicus* var. *californicus*) Native Annual - Sunflower Family - (Mar–Jun) - Clearings, often disturbed, dry or seasonally moist soils - Plant 0.4–20" tall. Disk flowers < 5; top scale points up, largest gen 0.12–0.16" long.



**LONGHORN PLECTRITIS** (*Plectritis macrocera*) Native Annual - Valerian Family - (Mar–Jun) - Common. Open, partly shaded slopes - Plant 24–32" tall. Leaves to 1.8" long. Flowers 0.08–0.15" long w/tapering spur, white to pale pink. Fruit grooved.





**SMALL-FLOWERED FIDDLENECK** (*Amsinckia menziesii*) Native Annual - Boraginaceae Family - (May-Jul) - Shade-tolerant, open, disturbed areas at forest/woodland edges - Flowers yellow to orange-yellow, generally spotted, 0.2-0.3" long, 0.1" wide. Leaves coarse-hairy.



**CLUSTERED BROOMRAPE** (*Orobancha fasciculata*) Native Perennial - Broom-rape Family - (Apr-Jul) - Dry, open bare places. Root parasite on various shrubs - Plant 2-8" tall. Flowers pink or yellow, 5-20 on long stems.



**YELLOW JOHNNY-TUCK** (*Triphysaria eriantha* subsp. *eriantha*) Native Annual - Broom-rape Family - (Mar-May) - Grassland, foothills - Plant 4-14" tall, purple. Leaves 0.4-2" long, 3-7 lobed. Flowers yellow with dark purple beak, 0.4-1" long.



**CALIFORNIA BUTTERCUP** (*Ranunculus californicus* var. *californicus*) Native Perennial - Buttercup Family - (Mar-Aug) - Grassland, open woodland - Petals 9-17, 0.28-0.55" long, often > 2x width. Fruit body 0.07-0.13" long, 0.05-0.09" wide, smooth.



**PRICKLESEED BUTTERCUP** (*Ranunculus muricatus*) Naturalized Annual - Buttercup Family - (Apr-Jun) - Stream-banks, drainages, low meadows - Plant 6-20". Leaves gen 3-lobed. Petals yellow, 5, 0.16-0.3" long. Fruits 0.2" long with curved bristles.



**WESTERN BUTTERCUP** (*Ranunculus occidentalis* var. *occidentalis*) Native Perennial - Buttercup Family - (Mar-Jul) - Grassy slopes in meadows or open woodland - Plant 4-24". Basal leaves partly divided. Petals 5-6, 0.2-0.4" long. Fruit w/short bristles.



**FOOTHILL MEADOW-RUE** (*Thalictrum fendleri* var. *polycarpum*) Native Perennial - Buttercup Family - (Mar-Jun) - Moist, open to shaded places, woodland, forest - Plant 2-6'+ tall, male or female. Leaf 1-4x divided, 3-18" long, segments 0.3-0.8" long. No petals.



**FENNEL** (*Foeniculum vulgare*) Naturalized Perennial - Carrot Family - (May-Sep) - Roadsides, disturbed sites - Plants 3-6.5' tall, anise-scented. Stems waxy-blue, canelike. Flowers yellow. Leaf segments thread-like, edible when young. **INVASIVE** weed.



POISON SANICLE (*Sanicula bipinnata*) Native Perennial - Carrot Family - (Apr-May) - Open grassland or pine-oak woodland - Plants 5-24" tall. Leaves 2x pinnate. Flowers yellow, male flower stalk < fruit. Reported to be slightly TOXIC.



PACIFIC WOODLAND SANICLE (*Sanicula crassicaulis*) Native Perennial - Carrot Family - (Mar-May) - Open slopes, ravines, woodland - Plants stout, 9-47". Leaves 1-5" across with 3-5 deep, palmate lobes and serrate edges. Flowers yellow.



BREWER'S WESTERN FLAX (*Hesperolinon breweri*) Native Annual - Flax Family - (May-Jun) - Chaparral or grassland, occ on serpentine - Plant 2-8". Flower cluster congested, pedicels < 3 mm. Petals yellow, 0.2-0.4", > sepals. CNPS: FAIRLY ENDANGERED.



MOUNT DIABLO FAIRY-LANTERN (*Calochortus pulchellus*) Native Perennial - Lily Family - (Apr-Jun) - Wooded slopes, rarely chaparral, gen n aspect - Stem 4-12", gen branched. Petals light yellow, 1-1.3", sparsely hairy inside. CNPS: FAIRLY ENDANGERED.



GOLDEN MONKEYFLOWER (*Mimulus guttatus*) Native Perennial - Loosseed Family - (Mar-Aug) - Common. Wet places, gen terrestrial, occ emergent or floating in mats - Plant 0.8-60". Flower yellow, gen > 0.8" long; mature bracts flattened sideways, inflated in fruit.



BLACK MUSTARD (*Brassica nigra*) Naturalized Annual - Mustard Family - (Apr-Sep) - Common. Disturbed areas, fields - Plant 1-6' tall. Petals bright yellow, 0.3-0.4" long. Fruit upright, pressed against stem. INVASIVE weed.



TURNIP (*Brassica rapa*) Naturalized Annual - Mustard Family - (Jan-May) - Disturbed areas - Stem 8-40" tall. Leaves clasping, upper smooth-edged & waxy. Petals yellow, 0.2-0.4" long, stalk 0.3-1"; fruit beak > 0.4". INVASIVE weed.



CHARLOCK (*Sinapis arvensis*) Naturalized Annual - Mustard Family - (Mar-Sep) - Disturbed areas - Stem 8-39", no rosette. Leaves coarse. Petals 0.35-0.47" long, yellow. Fruit 0.8-1.8", ascending, beak 0.24-0.47" long w/fat base. 3-7 valve veins. INVASIVE weed.



**HEDGE MUSTARD** (*Sisymbrium officinale*)  
Naturalized Annual - Mustard Family - (Apr-Sep)  
- Disturbed areas, fields, pastures - Stem 10-22"  
tall, thin, wiry. Petals 0.1-0.16" long, pale yellow.  
Fruit 0.4-0.55" long, awl-shaped, appressed.



**COLCHITA** (*Acmispon brachycarpus*) Native  
Annual - Pea Family - (Mar-Jun) - Abundant.  
Grassland, oak and pine woodland, desert flats  
and mtns, roadsides - Soft, densely hairy, < 16"  
tall. Flower yellow, almost stemless, bract lobes  
1-2x flower tube.



**DEERWEED** (*Acmispon glaber* var. *glaber*)  
Native Perennial - Pea Family - (Mar-Aug) -  
Often shrubby, leaflets 3-6, many clusters of 3-7  
stemless flowers, yellow fading to orange-red,  
0.3-0.5" long.



**CALIFORNIA LOTUS** (*Acmispon wrangelianus*)  
Native Annual - Pea Family - (Mar-Jun) -  
Abundant. Coastal bluffs, chaparral, disturbed  
areas - Low growing. Flowers yellow aging red,  
0.2-0.4" long, almost stemless. Bract lobes same  
length as flower tube.




**BIRD'S-FOOT TREFOIL** (*Lotus corniculatus*)  
Naturalized Perennial - Pea Family - (Jun-Sep) -  
Open, disturbed areas - Leaflets 5, 0.16-0.9"  
long. Flower cluster 3-7 flowered on 0.6-4.7" stalk.  
Flowers bright yellow, 0.4-0.55" long, banner  
often reddish.



**CALIFORNIA BURCLOVER** (*Medicago*  
*polymorpha*) Naturalized Annual - Pea Family -  
(Mar-Jul) - Common. Chaparral, oak woodland,  
streambanks, roadsides, disturbed areas - Stem  
4-20". Flower yellow, 0.14-0.24" long. Spiny spiral  
fruits. **INVASIVE.**



**BLOW WIVES** (*Achyrachaena mollis*) Native  
Annual - Sunflower Family - (Mar-Jun) -  
Common. Grassy sites, often clay soils - Plant  
2-24" tall, soft-hairy. Flowers yellow turning red,  
0.1-0.5" wide, extend < 0.1" beyond green  
bracts. Showy, flat scales attached to seeds.



**GIANT NATIVE DANDELION** (*Agoseris*  
*grandiflora* var. *grandiflora*) Native Perennial -  
Sunflower Family - (Apr-Jul) - Grassland, scrub,  
woodland - Plant 10-40". Leaf lobes point up.  
Flower rosy-purple, variable-sized bracts. Seed  
tapers to beak > 2x body length. Leaf lobes point  
upward.



ANNUAL NATIVE DANDELION (*Agoseris heterophylla* var. *cryptopleura*) Native Annual - Sunflower Family - (May-Jun) - Many open habitats - Leaf lobes gen 3-5 pair. Flower stem > 2x leaf length. Ray flowers 0.4-0.6" long, much exceeding bracts.



GLUE-SEED (*Blennosperma nanum* var. *nanum*) Native Annual - Sunflower Family - (Jan-May) - Open, grassy areas, often margins of seeps or vernal pools - Plant 1.2-5"+, succulent, branched. Leaf 1.2-2.4"+ long, 5-15 lobed. Flower bracts purple-tipped w/tuft of hairs.



YELLOW STAR-THISTLE (*Centaurea solstitialis*) Naturalized Annual - Sunflower Family - (May-Oct) - Invasive, roadsides, disturbed grassland or woodland - Plant 4-39" tall. Leaves woolly, extend down the stem. Flower bract spines 0.4-1" long. NOXIOUS weed.



BRASS-BUTTONS (*Cotula coronopifolia*) Naturalized Perennial - Sunflower Family - (Mar-Dec) - Common. Saline and freshwater marshes, mud flats - Plant 2-16"+ tall, smooth, ± fleshy. Leaves linear to lance-shaped w/linear teeth or lobes. INVASIVE.



STINKWORT (*Dittrichia graveolens*) Naturalized Annual - Sunflower Family - (Sep-Nov) - Disturbed areas - Plant 8-24" tall, camphor-scented, glandular. Flowers yellow. Flower-head bracts Aster-like. Fall bloomer. INVASIVE weed.



GREAT VALLEY GUMPLANT (*Grindelia camporum*) Native Perennial - Sunflower Family - (May-Nov) - Sandy or saline bottomland, roadsides - Stem non-woody, 2-8' tall, whitish. Leaves gen resinous. Head to 1.2" wide, bracts bend downward.



DIABLO HELIANTHELLA (*Helianthella castanea*) Native Perennial - Sunflower Family - (Apr-Jun) - Open, grassy sites - Stem 4-20" tall. Leaves w/ 1 pair of veins more distinct. Outer head bracts leaf-like, curl around head. CNPS: FAIRLY ENDANGERED.



BRISTLY OX-TONGUE (*Helminthotheca echioides*) Naturalized Annual-Biennial - Sunflower Family - (All year) - Common. Disturbed areas - Stem 1-6.5' tall, bristly. Leaf 2-8" long, covered with prickly bumps. Flower heads 0.8-1.6" wide. INVASIVE weed.



**BRISTLY GOLDENASTER** (*Heterotheca sessiliflora* subsp. *echioides*) Native Perennial - Sunflower Family - (Jul–Oct) - Grassland, scrub, woodland, open forest, disturbed sites - Plant 2-7 dm, bristly. Leaves flat, to 5 cm long, upper reduced. Head bracts not leafy.



**STICKY TARPLANT** (*Holocarpha virgata* subsp. *virgata*) Native Annual - Sunflower Family - (May–Nov) - Grassland - Plant 8-48" tall, glandular, not very-short-hairy. Heads small, at branch ends. Ray flowers 3-8; disk flowers 9-25, anthers black.



**SMOOTH CAT'S-EAR** (*Hypochaeris glabra*) Naturalized Annual - Sunflower Family - (Mar–Jun) - Common. Disturbed areas, grassland, open woodland - Plant 4-24" tall, smooth. Rays 0.2-0.3" long, barely > head bracts. Only inner fruit beaked. **INVASIVE.**



**ROUGH CAT'S-EAR** (*Hypochaeris radicata*) Naturalized Perennial - Sunflower Family - (Apr–Jul) - Disturbed areas, grassland, open woodland - Plant 4-32" tall, rough-hairy. Rays 0.4-0.6" long, well exceeding head bracts. Fruits all beaked. **INVASIVE weed.**



**PRICKLY LETTUCE** (*Lactuca serriola*) Naturalized Annual - Sunflower Family - (May–Oct) - Abundant. Disturbed places - Stem 1.6-10' tall, prickly-bristly. Leaves deeply-lobed, midvein and edges prickly-bristly. Flowers pale yellow, 0.16-0.2" wide.



**CALIFORNIA GOLDFIELDS** (*Lasthenia californica* subsp. *californica*) Native Annual - Sunflower Family - (Feb–Jun) - Many habitats - Stem < 16" tall, hairy. Leaves 0.3-2.8" long, <0.25" wide, smooth edged. Head bracts 4-13, not joined. Rays 0.2-0.7" long.



**TIDY-TIPS** (*Layia platyglossa*) Native Annual - Sunflower Family - (Feb–Jul) - Many habitats - Plant 1-28" tall, sticky. Leaves narrow. Ray flowers 0.1-0.8" long, yellow w/white tips. Disk anthers gen dark purple.



**PINEAPPLE WEED** (*Matricaria discoidea*) Naturalized Annual - Sunflower Family - (Feb–Aug) - Abundant. Disturbed sites, riverbanks - Plant 4-12" tall, sweet-scented. Heads pineapple-shaped, ~ 0.4" wide; head stalk to 0.6" long.




SIERRA FOOTHILL SILVERPUFFS (*Microseris acuminata*) Native Annual - Sunflower Family - (Apr-Jun) - Grassy, open rocky or clay soil - Plant 2-14". Leaves 1-8" long, basal, linear-lobed. Rays 5-50, yellow. Pappus scale > 0.2" long, no notch.



DOUGLAS SILVERPUFFS (*Microseris douglasii* subsp. *douglasii*) Native Annual - Sunflower Family - (Mar-Jun) - Grassland, near vernal pools or serpentine - Plant 2-24". Leaf 1.2-10". Pappus scales <= 5, 0.04-0.24" long. Fruit widest at tip.



CUPPED MONOLOPIA (*Monolopia major*) Native Annual - Sunflower Family - (Feb-Jul) - Grassland, bare clay - Plant 2-32" tall. Rays 0.3-0.8" long, 3-lobed, yellow to cream. Head bracts 0.3-0.5" long, fused into a cup w/triangular lobes.



COTTON-BATTING PLANT (*Pseudognaphalium stramineum*) Native Annual - Sunflower Family - (Mar-Aug) - Many habitats, dunes, chaparral slopes, roadsides - Heads 0.16-0.2" long, female flowers > 0.08" long, pappus bristles free.



COMMON GROUNDSEL (*Senecio vulgaris*) Naturalized Annual - Sunflower Family - (Feb-Jul) - Common. Disturbed areas - Plant 4-24" tall, not hairy, w/1-10+ stems. Flower head bracts with black-tips. Milky sap.



CALIFORNIA GOLDENROD (*Solidago velutina* subsp. *californica*) Native Perennial - Sunflower Family - (May-Nov) - Woodland margins, grassland, disturbed soils - Stem 8-60" tall. Gen densely short-soft-hairy. Flower cluster height 2-4x width.



PRICKLY SOW THISTLE (*Sonchus asper* subsp. *asper*) Naturalized Annual - Sunflower Family - (All year) - Common. Slightly moist disturbed sites, along streams - Plant 4-48". Leaf teeth prickly. Basal lobes of upper leaves rounded, curving downward.



COMMON SOW THISTLE (*Sonchus oleraceus*) Naturalized Annual - Sunflower Family - (All year) - Abundant. Disturbed places - Plant 4-55" tall. Leaf teeth soft to touch. Basal lobes of upper leaves sharply pointed, straight to curving upward.



**COMMON DANDELION** (*Taraxacum officinale*) Naturalized Biennial-Perennial - Sunflower Family - (All year) - Abundant. Esp disturbed areas - Stem hollow. Leaves bright green with sharp down-pointing lobes. Outer head bracts reflexed. Fruit ~ brown.



**SILVERPUFFS** (*Uropappus lindleyi*) Native Annual - Sunflower Family - (Mar-May) - Common. Open grassland, woodland, chaparral, deserts, gen in loose soils - Heads pale yellow, never nod. Outer head bracts always > 1/4 inner length. Pappus scale notched.



**SMOOTH MULE'S EARS** (*Wyethia glabra*) Native Perennial - Sunflower Family - (Mar-Jun) - Gen shady sites - Plant 4-16" tall, shiny green, no woolly hairs. Leaf basal blades 10-18" long, lance-shaped to oval, shiny. Ray flowers 1-2" long.



**GRAY MULE'S EARS** (*Wyethia helenioides*) Native Perennial - Sunflower Family - (Mar-May(Aug)) - Open grassland, woodland, scrub - Plant 8-28" tall, densely woolly, often becoming smooth. Some woolly hairs remain on leaf stalks and floral bracts.



**JOHNNY-JUMP-UP** (*Viola pedunculata*) Native Perennial - Violet Family - (Feb-Apr) - Open, grassy slopes, hillsides, chaparral, oak woodland, gen full sun - Plant 2-15" tall. No basal leaves. Petals gold-yellow, lower 3 brown-veined, upper 2 red-brown on back.



**CHAPARRAL CURRANT** (*Ribes malvaceum* var. *malvaceum*) Native Perennial - Gooseberry Family - (Oct-Apr) - Chaparral, oak woodland - Shrub < 6.6' tall, no prickles. Petals 0.08-0.12" long, pink to white. Styles hairy at base.



**SNOWBERRY** (*Symphoricarpos albus* var. *laevigatus*) Native Perennial - Honeysuckle Family - (May-Jul) - Shady woodland, streambanks, N. slopes - Shrub 20-71" tall. Flowers > 8/cluster, pink, 0.16-0.24" long, bell-shaped, swollen on 1 side.



**CREeping SNOWBERRY** (*Symphoricarpos mollis*) Native Perennial - Honeysuckle Family - (Apr-May) - Ridges, slopes, open places in woodland - Shrub 6-24" tall, sprawling. Flowers < 8/cluster, pink + often red outside, 0.16" long, bell-shaped, symmetrical.



**BLACK SAGE** (*Salvia mellifera*) Native Perennial - Mint Family - (Mar–Jun) - Coastal-sage scrub, lower chaparral - Shrub 3.3-6' tall. Leaf 1-2.8" long, toothed, hairy underneath. Flowers blue, white or lavender, tube 0.2-0.4" long, in clusters 0.6-1.6" wide.



**BLUE WITCH** (*Solanum umbelliferum*) Native Perennial - Nightshade Family - (All year) - Shrubland, mixed-evergreen forest, woodland - Plant gen < 39", upper stem hairs branched, dense. Flowers 0.6-1" wide, purple, with green spots at the base.



**BUSH LUPINE** (*Lupinus albilfrons* var. *albilfrons*) Native Perennial - Pea Family - (Mar–Jun) - Common. Chaparral, foothill woodland - Shrub 2-16' tall, gen distinct trunk, green to silvery. Flowers 0.35-0.6" long, purple, banner back hairy, keel top ciliate mid to tip.



**CALIFORNIA ROSE** (*Rosa californica*) Native Perennial - Rose Family - (Feb–Nov) - Gen ± moist areas in sun, esp streambanks - Shrub 2.6-8.2' tall w/thick curved spines, forming thickets. Petals pink, 0.6-1" long; sepals unlobed.



**WOOD ROSE** (*Rosa gymnocarpa* var. *gymnocarpa*) Native Perennial - Rose Family - (Feb)Apr–Jul) - Common. Gen in shade of forest, scrub - Shrub w/straight thorns. Flowers gen solitary, stalks sticky, fruit smooth, sepals deciduous.



**CALIFORNIA COFFEE BERRY** (*Frangula californica* subsp. *californica*) Native Perennial - Buckthorn Family - (May–Jul) - Coastal-sage scrub, chaparral, forest, woodland - Shrub < 16' tall. Flowers greenish. Leaves smooth beneath.



**COAST LIVE OAK** (*Quercus agrifolia* var. *agrifolia*) Native Perennial - Oak Family - (Mar–Apr) - Valleys, slopes, mixed-evergreen forest, woodland - Tree 30-80'. Leaves convex, hair-tuft below in vein axils. Acorns on 1st year twigs, shell glabrous inside.



**BLUE OAK** (*Quercus douglasii*) Native Perennial - Oak Family - (Apr–May) - Dry slopes, interior foothills, woodland - Tree 20-66', deciduous. Bark checkered into scales. Leaves 1.2-2.4" long, bluish green, unlobed to shallowly lobed, lacking bristles.





CALIFORNIA BLACK OAK (*Quercus kelloggii*) Native Perennial - Oak Family - (Apr-May) - Slopes, valleys, woodland, conifer forest - Tree < 80', deciduous. Leaves 3.5-8" long, supple, deeply-lobed, lobes bristle-tipped.



VALLEY OAK (*Quercus lobata*) Native Perennial - Oak Family - (Mar-Apr) - Slopes, valleys, savanna - Tree < 115' tall, deciduous. Leaves 2-5" long, not leathery, deeply lobed, lobes without bristles. Acorns 1.2-2" long, slender, cup 0.4-1.2" deep.



INTERIOR LIVE OAK (*Quercus wislizeni* var. *wislizeni*) Native Perennial - Oak Family - (Mar-May) - Interior canyons, slopes, pine/oak woodland - Tree < 75'. Leaf blades 0.8-2" long, hairless, flat. Acorns on 2nd year twigs, shell woolly inside.



GRAY PINE (*Pinus sabiniana*) Native Perennial - Pine Family - - - Foothill woodland, n oak woodland, chaparral, infertile soils in mixed-conifer and hardwood forests - Tree < 125' tall. Needles in 3s, 3.5-15" long, gray-green. Cone brownish, seed > wing.



WESTERN POISON OAK (*Toxicodendron diversilobum*) Native Perennial - Sumac Family - (Apr-Jun) - Canyons, slopes, chaparral, coastal scrub, oak woodland - Shrub or vine. Leaflets 3, red in fall, mid leaflet stalked. Flowers green. Fruits white. TOXIC.



CALIFORNIA SAGEBRUSH (*Artemisia californica*) Native Perennial - Sunflower Family - (Aug-Nov) - Coastal scrub, chaparral, open woodland - Shrub 2-8.5' tall, rounded. Leaves 0.4-4", hairy, thread-like. It green to gray. Flower heads < 5 mm wide. Sage-scented.



FREMONT COTTONWOOD (*Populus fremontii* subsp. *fremontii*) Native Perennial - Willow Family - (Mar-Apr) - Scattered. Alluvial bottomland, streamsides - Tree < 66' tall. Leaves heart-shaped to triangular, coarsely scalloped, blade 1.2-2.8" long.



CALIFORNIA YERBA SANTA (*Eriodictyon californicum*) Native Perennial - Borage Family - (Apr-Jul) - Slopes, fields, roadsides, woodland, chaparral - Shrub 3.3-10' tall. Leaf blade sticky, <= 6" long, 1.6-2" wide. Flowers white to purple, 0.3-0.5" long.



**BUCKBRUSH** (*Ceanothus cuneatus* var. *cuneatus*) Native Perennial - Buckthorn Family - (Feb–May) - Sandy to rocky flats, slopes, ridges - Shrub/tree < 10' tall. Leaves opposite on rigid twigs, w/single main vein. Flowers gen white.



**HILLSIDE GOOSEBERRY** (*Ribes californicum* var. *californicum*) Native Perennial - Gooseberry Family - (Feb–Mar) - Forest openings, woodland - Shrub < 5' tall. Leaf blades 0.4-1.2" long, not sticky. Sepals greenish, petals 0.12" long, white.



**CANYON GOOSEBERRY** (*Ribes menziesii* var. *menziesii*) Native Perennial - Gooseberry Family - (Feb–Apr) - Common. Forest openings, chaparral - Shrub < 10', prickly. Leaves sticky below. Styles glabrous, anthers exserted, sepals purplish.



**PACIFIC MADRONE** (*Arbutus menziesii*) Native Perennial - Heath Family - (Mar–May) - Conifer, oak forests - Tree < 130' tall, evergreen, peeling red bark. Leaf blades < 5" long. Flowers yellow-white or pink, < 3.1" long. Berries red, < 0.5" diam, round.



**MOUNT DIABLO MANZANITA** (*Arctostaphylos auriculata*) Native Perennial - Heath Family - (Feb–Mar) - Sandstone, upland chaparral near coast. Mount Diablo and vicinity - Leaves clasping. Densely fine-hairy leaves, twigs & fruit. CNPS: ENDANGERED.



**BIG-BERRY MANZANITA** (*Arctostaphylos glauca*) Native Perennial - Heath Family - (Dec–Mar) - Rocky slopes, chaparral, woodland - Shrub-small tree, 3-26' tall. Twigs glabrous. Leaves smooth, waxy-white. Flower stalk 0.3-0.4" long, sticky-hairy.



**COMMON / GIANT MANZANITA** (*Arctostaphylos manzanita* subsp. *manzanita*) Native Perennial - Heath Family - (Feb–May) - Chaparral, conifer forest - Erect, 7-26' tall. Flower cluster w/2-7 branches, immature axis 0.6-1.8" long. Flower stalks smooth, hairless.



**PITCHER SAGE** (*Lepechinia calycina*) Native Perennial - Mint Family - (Apr–Jun) - Common. Rocky slopes; chaparral, woodland - Shrub 3.3-6.6' tall. Leaf blade gen 1.6-4.7" long. Flowers white to lavender tinged, 1-1.2" long, 5-lobed, 2-lipped.



BLUE ELDERBERRY (*Sambucus nigra* subsp. *caerulea*) Native Perennial - Muskroot Family - (Mar-Sep) - Common. Streambanks, open places in forest - Shrub 7-26' tall. Flower cluster flat-topped, 1.6-13" diam, petals spreading. Fruits waxy blue-black.



BLUE GUM (*Eucalyptus globulus*) Naturalized Perennial - Myrtle Family - (Oct-Jan) - Common. Disturbed areas - Tree < 200' tall. Flowers single, large, gen stemless. Leaves 4-12" long, 1-1.6" wide; used medicinally by Aboriginals. INVASIVE weed.



CHAMISE (*Adenostoma fasciculatum* var. *fasciculatum*) Native Perennial - Rose Family - (May-Jun) - Dry slopes, ridges, chaparral - Shrub or small tree < 13' tall. Flowers cream to white. Leaves narrow, shiny with flammable oils in warm weather.



CHRISTMAS BERRY / TOYON (*Heteromeles arbutifolia*) Native Perennial - Rose Family - ((May)Jun-Aug) - Chaparral, oak woodland, mixed-evergreen forest - Shrub-tree < 33' tall, evergreen. Leaf 2-4" long. Petals white, < 0.16" long. Fruit bright red.




OCEANSPRAY (*Holodiscus discolor* var. *discolor*) Native Perennial - Rose Family - (May-Aug) - Moist woodland edges, rocky slopes - Shrub 5-20' tall. Leaf blade 0.6-3.1" long, toothed at end. Flower cluster 0.8-10" long. Petals white, ~0.07" long.



ALMOND (*Prunus dulcis*) Naturalized Perennial - Rose Family - (Feb-Mar) - Canyons, roadsides, grassland (as waif) - Tree 16-26' tall. Leaf blades 1-4" long. Flowers 1-3/cluster. Petals pink to nearly white, 0.5-1" long. Fruit 1-1.6" long, hairy. Cultivar.



CALIFORNIA BLACKBERRY (*Rubus ursinus*) Native Perennial - Rose Family - (Mar-Jul) - Open, disturbed areas - Stem round, bristly/prickly. Leaves simple to 3 leaflets, underside green. Plants unisexual. Petals 0.24-0.6" long, white. Blackberry-type fruit.



WESTERN HOP TREE (*Ptelea crenulata*) Native Perennial - Rue Family - (Apr-May) - Scrub, woodland - Shrub/tree < 16' tall. Leaflets 3, 0.8-2.8" long, citrus odor when crushed. Petals green-white, 0.16-0.2" long, fragrant. Fruits 1-2 cm long.



CALIFORNIA BUCKEYE (*Aesculus californica*) Native Perennial - Soapberry Family - (May-Jun) - Dry slopes, canyons, borders of streams - Large shrub or tree 13-39' tall. 5-7 leaflets. Flowers white to pale rose. Large seeds toxic but edible after leaching out saponins.



PEPPER TREE (*Schinus molle*) Naturalized Perennial - Sumac Family - (Jun-Aug) - Washes, slopes, abandoned fields - Tree 16-60' tall. Flowers white to yellow. Leaves compound, leaflets stemless. Fruits pink to red, 0.2-0.3" diam.



COYOTE BRUSH (*Baccharis pilularis* subsp. *consanguinea*) Native Perennial - Sunflower Family - (Jul-Dec) - Coastal bluffs, woodland, grassland, disturbed sites, occ on serpentine - Shrub < 15' tall, brittle, common. Leaves gen 0.6-1.6" long.



MULE FAT (*Baccharis salicifolia* subsp. *salicifolia*) Native Perennial - Sunflower Family - (All year) - Riparian woodland, canyon bottoms, disturbed sites, often forming thickets - Shrub < 13' tall, often sticky. Leaves to 6" long, with 1-3 main veins.




CALIFORNIA BAY (*Umbellularia californica*) Native Perennial - Laurel Family - (Nov-May) - Common. Canyons, valleys, chaparral - Tree < 150' tall. Leaf 1.2-4", 0.6-1.2" wide, aromatic. Cluster of 5-10 small, yellow or yellow-green flowers. Fruit 0.8-1" diam.



BUSH MONKEYFLOWER (*Mimulus aurantiacus* var. *aurantiacus*) Native Perennial - Lopseed Family - (Mar-Jun) - Disturbed areas, coastal cliffs, canyon sides - Shrub 4-60". Flowers yellow, orange or red; 1-2.3" long; bract tube glabrous.



TREE TOBACCO (*Nicotiana glauca*) Naturalized Perennial - Nightshade Family - (Apr-Aug) - Open, disturbed flats or slopes - Shrub or small tree, waxy-blue. Leaves 2-8" long. Flowers yellow, 1.2-1.4" long. INVASIVE. TOXIC to livestock.



BUSH POPPY (*Dendromecon rigida*) Native Perennial - Poppy Family - (Apr-Jun) - Dry slopes, washes, esp recent burns - Shrub 3.3-10' tall. Leaves 1-4" long, 0.3-1" wide. Petals 4, yellow, 0.8-1.2" long. Many stamens.



INTERIOR GOLDENBUSH (*Ericameria linearifolia*) Native Perennial - Sunflower Family - (Mar–May) - Dry slopes, valleys, foothill and desert woodland, saltbush and creosote-bush scrub - Shrub/subshrub, 16-60". Heads large, yellow, solitary; rays 0.3-0.8" long.



GOLDEN-YARROW (*Eriophyllum confertiflorum* var. *confertiflorum*) Native Perennial - Sunflower Family - (Apr–Aug) - Many dry habitats - Shrubby, 8-28" tall. Leaves 0.4-2" long, deeply 3-5 lobed. Flowers yellow; rays 4-6, 0.08-0.2" long; head bracts 4-7.



CALIFORNIA MATCHWEED (*Gutierrezia californica*) Native Perennial - Sunflower Family - (Jul–Nov) - Grassland, arid woodland and shrubland, serpentine - Stem 8-40" long, woody base. Leaf narrow, flat, <= 2" long. Ray flowers 4-13, 0.1-0.3" long.



RED WILLOW (*Salix laevigata*) Native Perennial - Willow Family - (Dec–Jun) - Common. Riverbanks, seepage areas, lakeshores, canyons - Tree bark fissured. Leaf lanceolate, glaucous below, gen w/stalk glands. Stamens 5. Fruit glabrous.



ARROYO WILLOW (*Salix lasiolepis*) Native Perennial - Willow Family - (Jan–Jun) - Common. Shores, marshes, meadows, etc - Shrub-tree, bark smooth. Leaf-like stipules. Leaf egg-shaped, waxy below. Fruit smooth, bract persistent, dark, stamens 2.

