



# Wild Plants of Brushy Peak Regional Preserve

## Common Name Version

### A Photographic Guide

Sorted by Form, Color and Family  
with Habitat Descriptions and Identification Notes

Photographs and text by Wilde Legard  
District Botanist, East Bay Regional Park District

East Bay   
Regional Park District

New Revised and Expanded Edition - Includes the latest  
scientific names, habitat descriptions and identification notes



# A Photographic Guide to the Wild Plants of Brushy Peak Regional Preserve

More than 2,000 species of native and naturalized plants grow wild in the San Francisco Bay Area. Most are very difficult to identify without the help of good illustrations. This is designed to be a simple, color photo guide to help you identify some of these plants. This guide is published electronically in Adobe Acrobat® format so that it can easily be updated as additional photographs become available. You have permission to freely download, distribute and print this guide for individual use. Photographs are © 2014 Wilde Legard, all rights reserved.

In this guide, the included plants are sorted first by form (Ferns & Fern-like, Grasses & Grass-like, Herbaceous, Woody), then by most common flower color, and finally by similar looking flowers (grouped by genus within each family). Each photograph has the following information, separated by '-':

COMMON NAME	According to <i>The Jepson Manual: Vascular Plants of California, Second Edition (JM2)</i> and other references (not standardized).
(Scientific Name)	According to <i>JM2</i> and <i>eFlora</i> ( <a href="http://ucjeps.berkeley.edu/IJM.html">ucjeps.berkeley.edu/IJM.html</a> ).
Origin & Longevity	Native, Naturalized, or Waif (not reproducing without human care). Annual, Biennial, Perennial, or a combination.
Family Name	Common family name according to <i>JM2</i> ,
(Bloom date range)	Period during the year when the plant blooms, according to <i>JM2</i> and other sources. '-' if plant does not bloom (ie. Ferns).
Habitat	Habitat description according to <i>JM2</i> and other sources.
ID Characteristics	Plant description with identification characteristics and other notes, based on multiple sources including: <i>Annotated Checklist of the East Bay Flora, Second Edition (2013)</i> , <i>JM2</i> , <i>Plants of the San Francisco Bay Region (Revised Edition)</i> , and <i>Weeds of California and Other Western States</i> .
Additional notes	Occasionally, an additional note may appear (ie. NOXIOUS weed, INVASIVE weed, Fed & Calif. ENDANGERED, etc.).

Revision: 3/2/2014

**Fern-like - Green/Brown**

**Wild Plants of Brushy Peak Regional Preserve - Sorted by Form, Color and Family**

Page 1



CALIFORNIA MAIDENHAIR (*Adiantum jordanii*)  
Native Perennial - Brake Fern Family - - - Shaded hillsides, moist woodland - Leaves 8-28" long with many rounded symmetrical segments, each with < 4 irregular lobes. Cultivated. Sudden Oak Death carrier.



COFFEE FERN (*Pellaea andromedifolia*) Native Perennial - Brake Fern Family - - - Generally rocky or dry areas - Fronds 6-30" long, stem light brown. Leaf segments blunt, 0.24-0.6" long, 0.12-0.4" wide.



GOLDENBACK FERN (*Pentagramma triangularis* subsp. *triangularis*) Native Perennial - Brake Fern Family - - - Gen shaded, sometimes rocky or wooded areas - Leaves triangular, 1.2-4" long, undersides either granular green or powdery gold.



POLYPODY FERN (*Polypodium calirhiza*) Native Perennial - Polypody Family - - - On plants, rocky cliffs or outcrops, roadcuts, often granitic or volcanic, rarely dunes - Leaf blades 4-8" long, often widest above base, deeply lobed.



**COASTAL WOOD FERN** (*Dryopteris arguta*)  
Native Perennial - Wood Fern Family - - - Locally common. Open, wooded slopes, caves - Leaf 12-24" long, 5-12" wide, divided 1-2 times. Segments generally with spine-tipped teeth.



**COMMON ARROW-GRASS** (*Triglochin maritima*)  
Native Perennial - Arrow-grass Family - (Apr-Aug) - Coastal salt marshes, interior saline, brackish, alkaline marshes - Plant 16-43" tall, dense-tufted. Leaves 4-32" long, 0.08-0.2" wide. Leaf ligule tip entire to notched.



**FLOWERING-QUILLWORT** (*Triglochin scilloides*)  
Native Annual - Arrow-grass Family - (Mar-Oct) - Vernal pools, streams, ponds, lake margins - Emergent aquatic. Leaves 2-8", 0.04-0.2" wide, round to elliptic x-section. Flower cluster 6-20 cm long.



**NARROW-LEAVED CATTAIL** (*Typha angustifolia*)  
Native Perennial - Cattail Family - (May-Aug) - Nutrient-rich freshwater to brackish marshes, wet disturbed places - Plant 4.9-9.8' tall. Leaves gen < 0.4" wide. Flower cluster gap > 0.4".



**BROAD-LEAVED CATTAIL** (*Typha latifolia*)  
Native Perennial - Cattail Family - (Jun-Jul) - Unpolluted to nutrient-rich freshwater (brackish) marshes - Plant 4.9-9.8' tall. Widest leaves 0.4-1.1" wide. Flower cluster with no gap between flower types.



**SLENDER WILD OAT** (*Avena barbata*)  
Naturalized Annual - Grass Family - (Mar-Jun) - Disturbed sites - Plants gen 24-32". Spikelets 0.8-1.2" long. Awns 0.8-1.8" long. Lemma tip bristles  $\geq$  0.1" long. Seeds EDIBLE whole or ground for flour. INVASIVE weed.



**WILD OAT** (*Avena fatua*)  
Naturalized Annual - Grass Family - (Apr-Jun) - Disturbed sites - Plants 1-5' tall. Spikelets 0.7-1.3" long. Low awn 1-1.6" long. Lemma tip bristles < 0.04" long. Seeds EDIBLE whole or ground for flour. INVASIVE weed.



**CALIFORNIA BROME** (*Bromus carinatus* var. *carinatus*)  
Native Perennial - Grass Family - (Apr-Aug) - Coastal prairies, openings in chaparral, plains, open oak and pine woodland - Plant 20-40" tall. Flower cluster 6-16" long. Spikelet 0.8-1.6" long. Lemma 0.5-0.8" long, hairy, awn 0.3-0.6" long.



RIPGUT GRASS (*Bromus diandrus*) Naturalized Annual - Grass Family - (Apr-Jul) - Open, gen disturbed areas - Plant 6-40" tall. Spikelet 1-2.8" long. Lemma body 0.8-1.2" long, awn > 1.2" long. Barbed seeds can stick in flesh of animals. **INVASIVE weed.**



SOFT CHESS (*Bromus hordeaceus*) Naturalized Annual - Grass Family - (Apr-Jul) - Fields, disturbed areas - Plant 4-26" tall. Leaf hairy. Flower cluster 1-5" long, dense, some stalks > spikelet. Spikelet 0.5-0.9". Lemma 0.26-0.4", awn 0.16-0.4". **INVASIVE weed.**



FOXTAIL CHESS (*Bromus madritensis* subsp. *madritensis*) Naturalized Annual - Grass Family - (Apr-Jan) - Disturbed areas, roadsides - Plants 4-20" tall. Stem and sheathes smooth. Flower cluster branches visible, lower spikelets erect, > stalk.



RED BROME (*Bromus madritensis* subsp. *rubens*) Naturalized Annual - Grass Family - (Mar-Jun) - Disturbed areas, roadsides - Plant 4-20". Flower cluster condensed, branches obscure, < spikelets. Stem & sheathes hairy. **INVASIVE weed.**




CHEAT GRASS (*Bromus tectorum*) Naturalized Annual - Grass Family - (May-Aug) - Open, disturbed areas - Plant 2-16" tall. Flower cluster 2-9" long, open, 1-14 spikelets per branch. Spikelet 0.4-0.8". Lemma 0.35-0.5", awn 0.3-0.7". **INVASIVE weed.**



BRISTLY DOGTAIL GRASS (*Cynosurus echinatus*) Naturalized Annual - Grass Family - (May-Jul) - Open, disturbed sites - Tufted. Stem 4-28" long. Leaf blade 0.1-0.6" wide. Flower cluster 0.4-1.6" long, 1-sided. Fertile and sterile spikelets. **INVASIVE weed.**



CALIFORNIA OAT GRASS (*Danthonia californica*) Native Perennial - Grass Family - (Apr-Aug) - Gen moist meadows, open woodland - Stem 12-52" tall. Flower cluster 0.8-2.4" long. Spikelets 3-6, 0.5-1" long, awn 0.16-0.5" long.



ANNUAL HAIR GRASS (*Deschampsia danthonioides*) Native Annual - Grass Family - (Mar-Aug) - Moist to drying, open sites, meadows, streambanks, vernal pools, occ alkali soil - Stem 4.5-24" long. Lemmas 2, ~0.1", awns from below middle 0.1-0.4" & bent.



**SALT GRASS** (*Distichlis spicata*) Native Perennial - Grass Family - (Apr-Sep) - Salt marshes, coastal dunes, moist, alkaline areas - Stem 4-20" long. Leaves 0.8-4" long, flat, stiff. Flower cluster 0.8-3" long, narrow. Spikelets straw-colored to purple, 2-20/group, 0.24-0.8" long.



**BARNYARD GRASS** (*Echinochloa crus-galli*) Naturalized Annual - Grass Family - (Jun-Oct) - Gen wet, disturbed sites, fields, roadsides - Stem 12-39" long. Leaf blades to 25" long, 0.2-1.2" wide. Spikelet 0.1-0.16" long, floret ~0.14" long, 1 per node. Awns 0-2" long on same plant.




**MEDUSA HEAD** (*Elymus caput-medusae*) Naturalized Annual - Grass Family - (Apr-Jul) - Disturbed areas - Stem 8-28" long. Leaf blade 0.04-0.12" wide, inrolled. Flower cluster tight, dense. Glumes awn-like. Lower lemma's awn 1.2-4" long. NOXIOUS weed.



**WESTERN WILD-RYE** (*Elymus glaucus* subsp. *glaucus*) Native Perennial - Grass Family - (Jun-Aug) - Open areas, chaparral, woodland, forest - Tufted. Stem 12-55" tall. Leaf 0.2-0.5" wide, flat. Spikelets 0.3-0.6" long, 2-4 per node. Lemma awn 0.4-1.2" long.



**BEARDLESS WILD RYE** (*Elymus triticoides*) Native Perennial - Grass Family - (Jun-Jul) - Dry to moist, often saline, meadows - Plant 18-50" tall, from rhizomes. Flower cluster 2-8" long. Spikelets generally 2/node. Lemmas 3-7, 0.2-0.5" long, awn to 0.12" long.



**BROME FESCUE** (*Festuca bromoides*) Naturalized Annual - Grass Family - (May-Jun) - Uncommon. Dry, disturbed places, coastal-sage scrub, chaparral - Stem < 20". Inflo 0.6-6" tall, dense, lower branches erect. Spikelet 0.2-0.4" long, awn 0.1-0.3" long.



**RYE GRASS** (*Festuca perennis*) Naturalized Perennial - Grass Family - (May-Sep) - Dry to moist disturbed sites, abandoned fields - Stem 20-40" tall. Spikelet 0.2-0.9" long, > glume, awned or awnless. Sterile shoots at base. INVASIVE weed.



**NORTHERN BARLEY** (*Hordeum brachyantherum* subsp. *brachyantherum*) Native Perennial - Grass Family - (May-Aug) - Meadows, pastures, streambanks - Stem 1-3' tall, gen robust. Leaf sheaths gen smooth, blade < 7.5" long. Lemma awn < 0.25".



FOXTAIL BARLEY (*Hordeum jubatum* subsp. *jubatum*) Native Annual-Perennial - Grass Family - (May-Jul) - Roadsides, disturbed areas, meadows, marshes - Stem 8-32", densely tufted. Leaf blades to 6" long. Central lemma awn 1-3.5" long.




MEDITERRANEAN BARLEY (*Hordeum marinum* subsp. *gussoneanum*) Naturalized Annual - Grass Family - (Apr-Jun) - Dry to moist, disturbed sites - Stem 4-20". Leaf blades to 32" long, auricles < 0.08". Central lemma awn 0.25-0.7" long. INVASIVE weed.



HARE BARLEY (*Hordeum murinum* subsp. *leporinum*) Naturalized Annual - Grass Family - (Feb-May) - Moist, gen disturbed sites. Common - Stem 12-43" tall. Central spikelet stalk ~0.06" long. Central floret << lateral florets. INVASIVE weed.



JUNE GRASS (*Koeleria macrantha*) Native Perennial - Grass Family - (May-Jul) - Dry, open sites, clay to rocky soils, shrubland, woodland, conifer forest - Stem 8-32" long. Flower cluster condensed, shiny, branches short-hairy. Spikelet ~0.2" long, no awns.



CALIFORNIA MELIC (*Melica californica*) Native Perennial - Grass Family - (Apr-May) - Open or rocky hillsides, oak woodland, conifer forest - Stem 16-55". Leaf 0.06-0.2" wide. Spiklet 0.2-0.6" long, w/3-7 fertile florets; sterile tip widest above middle, tip squared.



ANNUAL BLUE GRASS (*Poa annua*) Naturalized Annual - Grass Family - (Feb-Sep) - Abundant. Disturbed moist ground - Plant 1-8" tall. Leaf blade 0.04-0.12" wide, soft. Flower cluster 0.4-4" long, triangular. Lemmas 0.1-0.16" long.



ONE-SIDED BLUE GRASS (*Poa secunda* subsp. *secunda*) Native Perennial - Grass Family - (Mar-Aug) - Common. Dry slopes to saline/alkaline meadows to alpine - Plant 6-40" tall, densely tufted. Flower clusters congested. Spikelets gen 0.3-0.4" long. Lemmas 0.16-0.2" long, backs rounded.



DITCH BEARD GRASS (*Polypogon interruptus*) Naturalized Perennial - Grass Family - (May-Aug) - Common. Streambanks - Stem 20-35" tall, clumped. Leaf 0.2-7.7" long, 0.12-0.24" wide. Flower cluster 0.6-7" long. Glume < 0.1" long, awn < 0.12" long.



**RABBITFOOT GRASS** (*Polypogon monspeliensis*) Naturalized Annual - Grass Family - (Apr–Aug) - Moist places, along streams - Stem 8-39". Leaf 0.4-8" long, 0.16-0.24" wide. Flower cluster 0.4-6.7" long, plume-like. Glume awn > 0.14". Lemma awn gen < 0.1". **INVASIVE.**



**PURPLE NEEDLE GRASS** (*Stipa pulchra*) Native Perennial - Grass Family - (Mar–Jun) - Oak woodland, chaparral, grassland - Stem 14-39" long. Leaf blade 4-8" long. Glumes 0.5-0.8" long, ~equal. Awn 1.6-4" long, last segment straight.



**BALTIC RUSH** (*Juncus balticus* subsp. *ater*) Native Perennial - Rush Family - (Jul–Nov) - Moist to ± dry sites - Stem 14-43" tall, round, not twisted. No leaf blade. Flowers generally 0.1-0.2" long.



**TOAD RUSH** (*Juncus bufonius* var. *bufonius*) Native Annual - Rush Family - (May–Sep) - Damp sunny ground, gen disturbed - Stem gen 1-4" tall, gen brached from base, ~0.04" wide. Flower cluster open. Flowers 0.16-0.3" long.



**CLUSTERED TOAD RUSH** (*Juncus bufonius* var. *congestus*) Native Annual - Rush Family - (Apr–Aug) - Drying pools, shores, disturbed ground, gen saline - Stem 1-4" tall, gen brached from base, ~0.04" wide. Flower cluster crowded. Flowers 0.2-0.3" long.



**SPREADING RUSH** (*Juncus patens*) Native Perennial - Rush Family - (Jun–Oct) - Marshy places, creeks, seeps - Plant 12-41" tall, densely tufted. Stems blue-gray-green & distinctly grooved when fresh. Stamens 6.



**IRIS-LEAVED RUSH** (*Juncus xiphioides*) Native Perennial - Rush Family - (Jul–Oct) - Wet places - Plant 16-32" tall. Leaf blades 0.2-0.5" wide, flat, Iris-like. Heads many, few-flowered. Anthers 6, < filaments, flowers self-pollinating.



**SEACOAST BULRUSH** (*Bolboschoenus robustus*) Native Perennial - Sedge Family - (Summer) - Brackish to saline coastal marshes - Plant 20-60" tall. Stem sharply triangular. Flower cluster dense, stemless, just above bracts. Spikelets 5-25, 0.4-1.2" long.





**TALL NUTSEDGE** (*Cyperus eragrostis*) Native Perennial - Sedge Family - (May–Nov) - Vernal pools, streambanks - Leaves basal. Flower cluster bracts 4-8. Spikelets 0.2-0.8" long, oblong, in heads to 1.6" wide. Seeds short-stalked.



**FLATFACE DOWNINGIA** (*Downingia pulchella*) Native Annual - Bellflower Family - (Apr–Jun) - Vernal pools, roadside ditches - Plant 8-16". Flower 0.3-0.8" long, 2 yellow patches alternate w/3 purple patches. Anthers 0.1"+, exserted.



**FIELD PHACELIA** (*Phacelia ciliata*) Native Annual - Borage Family - (Feb–Jun) - Clay or gravelly slopes in grassland, fields - Plant 4-22" tall. Leaves deeply lobed to divided. Flowers 0.3-0.4" long, purple. Flower bracts large w/raised veins. Seeds 4.



**BLUE DICKS** (*Dichelostemma capitatum* subsp. *capitatum*) Native Perennial - Brodiaea Family - (Mar–Jun) - Open woodland, scrub, desert, grassland - Plant 2-28" tall. Flowers blue-purple, not narrowed in the middle. Stamens 6. Early spring bloomer.



**ITHURIEL'S SPEAR** (*Triteleia laxa*) Native Perennial - Brodiaea Family - (Apr–Jun) - Common. Open forest, conifer or foothill woodland, grassland on clay soil - Flower stem 4-28". Leaves 8-16", 0.16-1" wide. Flowers blue, blue-purple or white, 0.7-1.9" long.



**MEDITERRANEAN LINSEED** (*Bellardia trixago*) Naturalized Annual - Broom-rape Family - (Apr–Jun) - Disturbed grassland. - Plant sticky-hairy. Stem 6-32" tall. Leaves lance-shaped, toothed. Flowers 0.8-1" long, 2-lipped; upper lip pink, lower lip white. **INVASIVE.**



**PURPLE OWL'S-CLOVER** (*Castilleja exserta* subsp. *exserta*) Native Annual - Broom-rape Family - (Mar–May) - Open fields, grassland - Plant sticky, short-hairy. Flower cluster tipped white, pale yellow or rose. Flower upper lip hooked, fuzzy.



**DWARF OWL'S CLOVER** (*Triphysaria pusilla*) Native Annual - Broom-rape Family - (Apr–Jun) - Grassland - Plant 2-8" tall, yellow-brown or purple, hairy. Leaves 0.2-1.2" long, 3-9-lobed. Flowers purple (yellow), 0.16-0.28" long, in leaf axils.



**PURPLE SANICLE** (*Sanicula bipinnatifida*) Native Perennial - Carrot Family - (Mar-May) - Open grassland, gen on serpentine, or pine/oak woodland - Plant 5-24" tall. Leaves 1.6-7.5" long, 1-2x divided on a winged central axis. Flowers dark purple. Fruits prickly.



**NARROW-LEAF MILKWEED** (*Asclepias fascicularis*) Native Perennial - Dogbane Family - (May-Oct) - Dry ground, valleys, foothills - Plant gen hairless. Stem leaves narrow, 3-5 in whorls. Flowers green-white to purple-tinged, ~0.25" long.



**SMALL CLARKIA** (*Clarkia affinis*) Native Annual - Evening Primrose Family - (May-Jun) - Openings in woodland, chaparral - Stem < 32". Buds erect, ovary 8-grooved, sepals united on side. Petals 0.2-0.6" long, pale pink to dark wine-red, often purple-flecked.



**HERALD-OF-SUMMER** (*Clarkia gracilis* subsp. *gracilis*) Native Annual - Evening Primrose Family - (Apr-Jul) - Common. Openings in woodland, forest - Plant < 35". Buds nodding. Petals 0.2-0.9" long, pink. Stigma = anthers. Ovary 4-grooved. Sepals united.



**FOUR-SPOT** (*Clarkia purpurea* subsp. *quadrivulnera*) Native Annual - Evening Primrose Family - (Apr-Aug) - Common. Open, grassy or shrubby places - Buds erect. Petals < 0.6", lavender to dark red. Ovary 8-grooved. Sepals 1's or 2's.



**PANICLED / WEEDY WILLOWHERB** (*Epilobium brachycarpum*) Native Annual - Evening Primrose Family - (Jun-Sep) - Common. Dry open or disturbed woodland, grassland, roadsides - Plant 8-79" tall, diffuse. Petals 2-15 mm long, white to rose-purple.



**COMMON WILLOWHERB** (*Epilobium ciliatum* subsp. *ciliatum*) Native Perennial - Evening Primrose Family - (Jun-Oct) - Common. Disturbed places, moist meadows, streambanks, roadsides - Plant 20-48" tall, smooth or short-hairy. Petals 2-6 mm, white to pink.



**WESTERN SEA-PURSLANE** (*Sesuvium verrucosum*) Native Perennial - Fig-marigold Family - (Apr-Nov) - Uncommon. Moist or seasonally dry flats, margins of generally saline wetlands - Flowers solitary, bright pink to reddish or orange, about 0.4" wide.



ALKALI HEATH (*Frankenia salina*) Native Perennial - Frankenia Family - (Apr–Sep) - Salt marshes, alkali flats - Matted subshrub, to 1' tall. Leaf blade 0.16-0.6" long, <= 0.24" wide. Petals white to pink or blue-purple, 0.24-0.55" long; gen 6 stamens.



LONG-BEAKED FILAREE (*Erodium botrys*) Naturalized Annual - Geranium Family - (Mar–Jul) - Dry, open or disturbed sites - Stem 4-35" tall, coarse-hairy. Leaves lobed. Petals pink, 0.3-0.5" long. Sepals w/reddish tip. Fruit beak 2-4.7" long.



REDSTEM FILAREE (*Erodium cicutarium*) Naturalized Annual - Geranium Family - (Feb–Sep) - Open, disturbed sites, grassland, scrub - Stem 4-20". Leaves compound, leaflets dissected. Sepal tip bristly. Petal pink to purple. Fruit beak 0.8-2". INVASIVE.



GREENSTEM FILAREE (*Erodium moschatum*) Naturalized Annual - Geranium Family - (Feb–Sep) - Open, disturbed sites - Stem 4-24", short-hairy. Leaves compound, leaflets toothed. Sepal tip glabrous. Petals 0.4-0.6" long, pink. Fruit beak 0.8-1.6" long.



CUT-LEAVED GERANIUM (*Geranium dissectum*) Naturalized Annual - Geranium Family - (Mar–Jul) - Open, disturbed sites - Stem 3-28" tall, rough-hairy. Leaf blades deeply divided. Petals violet-red, 0.1-0.25" long w/notched tips. Flower stalk sticky. INVASIVE.



HAIRY DOVE'S FOOT GERANIUM (*Geranium molle*) Naturalized Annual - Geranium Family - (Feb–Aug) - Open to shaded sites, disturbed ground - Stem 4-17" tall. Petals red-purple, 0.1-0.4" long, notched. Sepals awnless. Fruit smooth, wrinkled.



HERB ROBERT (*Geranium robertianum*) Naturalized Annual-Biennial - Geranium Family - (Apr–Sep) - Open to shaded sites - Stem 4-20" long. Leaflets in 3s, deeply lobed. Petals pink to red-purple, 0.4-0.55" long.



WESTERN BLUE-EYED-GRASS (*Sisyrinchium bellum*) Native Perennial - Iris Family - (Mar–May) - Common. Open, gen moist, grassy areas, woodland - Stem < 25" tall. Leaves iris-like. Petals 6, blue-purple with dark veins, 0.4-0.7" long.



GRASS-POLY (*Lythrum hyssopifolia*) Naturalized Annual-Perennial - Loosestrife Family - (Apr–Oct) - Marshes, drying pond margins, disturbed ground - Stem 4-24". Leaves 0.2-1.2" long, ~ elliptical. Petals pink, 0.1-0.2" long. 2 awl-like appendages. **INVASIVE weed.**



FIELD MADDER (*Sherardia arvensis*) Naturalized Annual - Madder Family - (Mar–Jul) - Pastures, disturbed areas, grassland, dry meadows, oak woodland - Stem 2.8-6.3" long. Leaves in whorls of 5-6, 0.2-0.5" long. Flowers pink or lavender, the 4 lobes < tube.



RED MAIDS (*Calandrinia ciliata*) Native Annual - Miner's Lettuce Family - (Feb–May) - Common. Sandy to loamy soil, grassy areas, cult fields - Petals 0.2-0.6" long, bright pink to red, round-tipped. Fruit < 0.1" longer than bracts.



CLASPING HENBIT (*Lamium amplexicaule*) Naturalized Annual-Biennial - Mint Family - (Apr–Sep) - Disturbed sites, cult or abandoned fields - Stem 4-16" long. Leaf blades 0.4-1" long, upper stalkless. Flowers red-purple, gen 0.4-0.7" long.



RADISH (*Raphanus sativus*) Naturalized Annual - Mustard Family - (May–Jul) - Disturbed areas, fields - Stem 16-51" long. Petals 0.6-1" long, white to purple. Fruit a fat cylinder w/constrictions between seeds. **INVASIVE weed.**



JEWELLED ONION (*Allium serra*) Native Perennial - Onion or Garlic Family - (Apr–May) - Common. Grassy slopes - Flowers pink to rose, crowded, 10-40. "Petals" about 0.2" long, ± erect, ± lance-shaped, papery and folded over fruit when in fruit.



SMALL-FLOWER LOTUS (*Acemispion parviflorus*) Native Annual - Pea Family - (Mar–May) - Abundant. Coastal bluffs to oak/pine or fir woodland, open or disturbed areas - Flowers pinkish, solitary, 0.2" long, on stalk with bracts. Not hairy.



MINIATURE LUPINE (*Lupinus bicolor*) Native Annual - Pea Family - (Mar–Jun) - Abundant. Open or disturbed areas - Plant 4-16", hairy. Flower 0.16-0.4" long, banner longer than wide, upper keel ciliate near tip, pedicel < 0.12". Fruit 0.12-0.24" wide.



SUMMER LUPINE (*Lupinus formosus* var. *formosus*) Native Perennial - Pea Family - (Apr–Sep) - Dry clay soils, grassland, open areas under pines, gen in valleys - Plant 8-32", low growing. Leaves hairy. Flowers purple, hairless, summer/fall blooming.



CHICK LUPINE (*Lupinus microcarpus* var. *microcarpus*) Native Annual - Pea Family - (Mar–Jun) - Abundant. Open or disturbed areas, occ seeded on roadbanks - Plant 4-32", hairy. Leaves smooth above. Flowers gen pink to purple. Flower bracts shaggy.



SKY LUPINE (*Lupinus nanus*) Native Annual - Pea Family - (Mar–Jun) - Abundant. Open or disturbed areas - Plant 4-24" tall, hairy. Flowers blue to pink to white, 0.2-0.6" long; banner as wide as long. Flower stalk gen > 0.12" long.



ARROYO LUPINE (*Lupinus succulentus*) Native Annual - Pea Family - (Feb–May) - Abundant. Open or disturbed areas, often seeded on roadbanks - Plant 8-40" tall, fleshy, sparsely hairy. Flowers 0.5-0.7" long, whorled, gen blue-purple, petal claws short-hairy.



DECEIVING CLOVER (*Trifolium bifidum* var. *decipiens*) Native Annual - Pea Family - (Apr–Jun) - Open, grassy areas, forest - Leaflet tip square/notched. Flower small, yellow to pink-purple, soon reflex. Flower stalk top sparsely hairy.



TRUNCATE SACK CLOVER (*Trifolium depauperatum* var. *truncatum*) Native Annual - Pea Family - (Apr–Jun) - Grassy flats, disturbed slopes, openings in woodland - Head bracts <= 0.1" long. Flowers pink-purple. Fruit ~0.1" long, inflated, stalked.



PINPOINT CLOVER (*Trifolium gracilentum*) Native Annual - Pea Family - (Mar–Jun) - Open, disturbed places, occas serpentine - Leaflet tips not deep-notched. Reflexed pink-purple flowers w/point. Flower bracts completely smooth.



ROSE CLOVER (*Trifolium hirtum*) Naturalized Annual - Pea Family - (Apr–May) - Disturbed areas, roadsides - Head with 1-2 bract-like leaves immed below. Flowers pink, 0.4-0.6" long, densely-bristly in fruit. INVASIVE weed.



**SMALL-HEAD CLOVER** (*Trifolium microcephalum*) Native Annual - Pea Family - (Apr–Aug) - Streambanks, moist, disturbed areas, roadsides, serpentine, conifer forest - Hairy. Head bract cup-like. Flowers pink to lavender, calyx lobes smooth-edged, > flowers.



**TOMCAT CLOVER** (*Trifolium willdenovii*) Native Annual - Pea Family - (Mar–Jun) - Abundant. Disturbed, gen spring-moist, heavy soils, occas serpentine - Head bract wheel-shaped, sharp-lobed. Leaf narrow. Flowers purple w/white tip, 0.3-0.6" long.



**SPRING VETCH** (*Vicia sativa* subsp. *sativa*) Naturalized Annual - Pea Family - (Mar–Jun) - Roadsides, disturbed areas, grassland, open areas in oak and riparian woodlands - Flowers 1-2 at leaf bases, pink-purple to white, 0.7-1.2" long. Leaflets 0.16-0.4" wide.



**CHINESE-HOUSES** (*Collinsia heterophylla* var. *heterophylla*) Native Annual - Plantain Family - (Mar–Jun) - Shady places in chaparral, open mixed woodland, oak woodland - Plant 4-20" tall. Flowers 0.6-0.8" long, upper lip whitish.



**PERSIAN SPEEDWELL** (*Veronica persica*) Naturalized Annual - Plantain Family - (Feb–May) - Wet, disturbed areas, fields - Stem 2-24" long, crawling. Flowers on 0.6-1.2" long stalks. Flowers blue, purple-lined with a white center.



**PADRE SHOOTING STAR** (*Dodecatheon clevelandii* subsp. *patulum*) Native Perennial - Primrose Family - (Mar–May) - Moist places, often on serpentine or in ± alkaline sites - Leaf blade length >2x width. Flowers often white. Filament tube w/light spots below anthers.



**MOSQUITO-BILLS SHOOTING STAR** (*Dodecatheon hendersonii*) Native Perennial - Primrose Family - (Mar–Jul) - Gen in shady sites - Leaf blade length generally <2x width. Flower parts 4s or 5s. Filament tube solid black.



**ITALIAN THISTLE** (*Carduus pycnocephalus* subsp. *pycnocephalus*) Naturalized Annual - Sunflower Family - (Mar–Jul) - Roadsides, pastures, disturbed areas - Stems 8-79", narrow spiny-wings. Lower leaves 4-10 lobed, heads 2-5, flower bracts woolly. NOXIOUS.




PURPLE STAR-THISTLE (*Centaurea calcitrapa*) Naturalized Annual-Biennial - Sunflower Family - (Apr–Nov) - Pastures, disturbed places - Plant 8–40"+. Basal leaves 1-2x divided into narrow lobes. Flowers purple with spiny bracts. NOXIOUS weed.



BULL THISTLE (*Cirsium vulgare*) Naturalized Biennial - Sunflower Family - (May–Oct) - Common. Disturbed areas - Plant 12-79" tall. Top of leaves bristly; leaf base forming decurrent wings on stem. Flowers purple, gen 1-2" wide. NOXIOUS weed.



ARTICHOKE THISTLE (*Cynara cardunculus* subsp. *flavescens*) Naturalized Perennial - Sunflower Family - (Apr–Jul) - Disturbed places - Plant 1.6-8" tall. Artichoke head 1.6-6" diam, spine-tipped. Flowers blue or purple, 1.2-2" long. NOXIOUS weed.



WEEDY CUDWEED (*Pseudognaphalium luteoalbum*) Naturalized Annual - Sunflower Family - (Apr–Aug) - Disturbed sites, fields, streambeds - Heads 0.12-0.16" long, yellowish, female flowers < 0.08" long, pappus bristles connected.



MILK THISTLE (*Silybum marianum*) Naturalized Annual-Biennial - Sunflower Family - (Feb–Jun) - Roadsides, pastures, disturbed areas - Stem 1-10', stout. Leaves spiny, shiny green w/white veins and spots. Flowers red-purple. INVASIVE weed.



PURPLE SALSIFY (*Tragopogon porrifolius*) Naturalized Biennial-Perennial - Sunflower Family - (Mar–Nov) - Common. Disturbed places - Plant 16-39" tall, milky sap. Leaves 0.8-1.6" long, very narrow, waxy blue. Flowers purple.



ROBUST VERVAIN (*Verbena lasiostachys* var. *scabrida*) Native Perennial - Vervain Family - (May–Sep) - Open, dry to wet places - Plant 14-32" tall. Leaves green, narrow, 3-lobed, stiff-haired above. Flowers blue to purple on long stalk.



CURLY DOCK (*Rumex crispus*) Naturalized Perennial - Buckwheat Family - (All year) - Abundant. Disturbed places - Stem 16-39" tall. Flower cluster dense, valves 0.2-0.24", winged around tubercles, smooth edged. 1 tubercle enlarged. INVASIVE.



**FIDDLE DOCK** (*Rumex pulcher*) Naturalized Perennial - Buckwheat Family - (May-Sep) - Disturbed places, meadows, moist or dry habitats - Stem 8-24" long, branches widely spreading. Leaf blades 1.6-4" long, 1.2-2" wide. Valves w/2-5 teeth.



**WOOLLY FRUITED DESERT PARSLEY** (*Lomatium dasycarpum* subsp. *dasycarpum*) Native Perennial - Carrot Family - (Mar-Jun) - Rocky (gen serpentine), chaparral, woodland - Plant 4-20", short-hairy. Flowers greenish-white, petals and fruit hairy.



**CROWNSCALE** (*Atriplex coronata* var. *coronata*) Native Annual - Goosefoot Family - (Mar-Oct) - Fine, alkaline soils - Plant 4-12" tall. Stems 1-few. Leaf blades 0.3-0.8" long, gray-scaly. Fruit bracts ~0.2" long, ~0.16" wide.



**BRITTLESCALE** (*Atriplex depressa*) Native Annual - Goosefoot Family - (Jun-Oct) - Alkaline or clay soils - Plant < 12" tall. Stem gen brittle, red, peeling. Leaves 0.1-0.3" long, oval to heart-shaped, densely white-scaly. Flower bracts gen bumpy on stem-facing side.



**SAN JOAQUIN SPEARSCALE** (*Atriplex joaquinana*) Native Annual - Goosefoot Family - (Apr-Sep) - Alkaline soils - Plant 4-40" tall, upright. Leaf w/stalk, blade 0.4-2.8" long, oval to triangular. Flower clusters at top of the stem, dense.



**FAT-HEN** (*Atriplex prostrata*) Native Annual - Goosefoot Family - (Apr-Oct) - Wet places, marshes - Plant 4-48" tall, branched at base. Leaves alternate, blades 0.4-3.5" long, triangular, green, not dense-scaly underneath.



**WALL GOOSEFOOT** (*Chenopodium murale*) Naturalized Annual - Goosefoot Family - (All year) - Common. Disturbed areas, fields - Plant 6-24" tall. Leaves dark green, shiny, broad, toothed. Seeds horizontal, bumpy, rim angled.



**STINKBELLS** (*Fritillaria agrestis*) Native Perennial - Lily Family - (Mar-Jun) - Clay (gen serpentine) banks, depressions - Stem 1-2' tall. Leaves crowded below, 2-6" long, narrow. Petals greenish-white outside, purple-brown inside, 0.7-1.4" long. CNPS: WATCH LIST.





**DWARF PEPPERGRASS** (*Lepidium latipes*) Native Annual - Mustard Family - (Mar-Jun) - Alkaline soils, vernal pool margins, salt marsh edges, pastures - Stem 0.8-6" long. Leaves 0.8-4" long. Flower cluster distinctly compacted.



**DWARF NETTLE** (*Urtica urens*) Naturalized Annual - Nettle Family - (Jan-Jun) - Disturbed areas, stream banks, shaded areas in grassland, oak woodland, chaparral, coastal-sage scrub, riparian woodland - Leaf teeth sharp. Petals 2 large, 2 small, free to base.



**CUT-LEAF PLANTAIN** (*Plantago coronopus*) Native Annual-Biennial - Plantain Family - (Apr-Jul) - Coastal bluffs, salt marshes, trampled places, chaparral, grassy flats - Leaves 1.6-10" long, tooth-like lobes. Flower: stems 1-6, 2-20" tall, cluster 0.8-8" long.



**LADY'S MANTLE** (*Aphanes occidentalis*) Native Annual - Rose Family - (Mar-May) - Seasonally moist grassland, chaparral, woodland - Plant inconspicuous, soft hairy, < 4" tall. Leaves 0.1-0.5" long, deeply lobed. Flowers yellow-green, < 0.1" long.



**TURKEY-MULLEIN** (*Croton setigerus*) Native Annual - Spurge Family - (May-Oct) - Dry, open, often disturbed areas - Plant < 8" tall, moundlike, covered w/long stiff hairs. Leaf blade 0.4-2" long, oval. **TOXIC** to livestock.



**PYGMY WEED** (*Crassula connata*) Native Annual - Stonecrop Family - (Feb-May) - Open areas - Plants 0.8-2.4"+ tall, red in age. Flowers < 0.1" long, 2 per node; Sepals 4, pointed end. Petals generally < sepals.



**MUGWORT** (*Artemisia douglasiana*) Native Perennial - Sunflower Family - (May-Nov) - Common. Open to shady areas, often in drainages - Plant 20-60" tall. Leaves gen 0.4-4" long, densely hairy below, some 3-5 lobed. Flower bracts hairy.



**DAGGERLEAF COTTONROSE** (*Logfia gallica*) Naturalized Annual - Sunflower Family - (Mar-Jul) - Bare or grassy openings, burns - Plant 1-20" tall, gen cobwebby. Leaves awl-shaped, stiff, > flower heads. Flowers brown to yellow.



**SPINY COCKLEBUR** (*Xanthium spinosum*)  
Native Annual - Sunflower Family - (Jul–Oct) -  
Disturbed, seasonally wet, often alkaline sites, in  
grassland, marshes, watercourses - Plant 4-24".  
Stem node spines 0.6-1.2" long, golden, gen  
3-lobed. Bur 0.4-0.5" long.



**COMMON FIDDLENECK** (*Amsinckia intermedia*)  
Native Annual - Borage Family - (Mar–Jun) -  
Abundant. Open, generally disturbed places -  
Plant 0.5-3' tall. Flowers orange with 5 red spots,  
0.3-0.4" long, 0.2-0.4" wide, tube straight.



**SHEEP SORREL** (*Rumex acetosella*) Naturalized  
Perennial - Buckwheat Family - (Apr–Jul) - ±  
Disturbed, often acidic places - Stem < 16". Leaf  
gen basal, blade 0.8-2.4" long, lower  
arrowhead-shaped w/2 lobes. Flowers yellowish,  
turn reddish. INVASIVE.



**CALIFORNIA FUCHSIA** (*Epilobium canum*  
subsp. *canum*) Native Perennial - Evening  
Primrose Family - (Jun–Dec) - Dry slopes, ridges  
- Plant hairy, gen sticky with a woody base. Leaf  
0.3-2.8" long, gray to green. Flowers red-orange,  
floral tube 0.8-1.2" long.



**SCARLET PIMPERNEL** (*Anagallis arvensis*)  
Naturalized Annual - Myrsine Family - (Mar–May)  
- Common. Disturbed places, ocean beaches -  
Plants 2-16" tall. Flowers 0.2-0.3" long, salmon or  
occasionally blue. Leaves TOXIC, can cause  
dermatitis.



**CALIFORNIA POPPY** (*Eschscholzia californica*)  
Native Perennial - Poppy Family - (Feb–Sep) -  
Grassy, open areas - Plant 2-24" tall. Flower  
w/spreading rim <= 0.2". Petals 0.8-2.4" long,  
early spring = large and orange, fall = smaller and  
yellow.



**CALIFORNIA FIGWORT** (*Scrophularia*  
*californica*) Native Perennial - Snapdragon Family  
- (Mar–Jul) - Common; damp places, chaparral,  
roadsides - Stem 2.6-4' tall, square x-section.  
Leaves opposite, to 7" long, triangular, toothed.  
Flowers 0.3-0.5" long, upper lips red to maroon,  
lower paler or yellowish.



**VENUS THISTLE** (*Cirsium occidentale* var.  
*venustum*) Native Biennial - Sunflower Family -  
(May–Jul) - Disturbed areas, grassland,  
woodland - Plant 1.6-9.8' tall. Head bract cluster  
0.6-2" tall, 0.6-3" diam. Flowers gen bright  
red-pink to red, 0.9-1.4" long.



**SEASIDE HELIOTROPE** (*Heliotropium curassavicum* var. *oculatum*) Native Perennial - Borage Family - (Feb–Oct) - Moist to dry, saline to alkaline soils, gen near water - Plant fleshy. Leaf 0.4-2.4 cm long. Flowers white w/ yellow center, 0.12-0.2" long.



**VARIABLE-LEAF NEMOPHILA** (*Nemophila heterophylla*) Native Annual - Borage Family - (Feb–Jun) - Common. Forest, chaparral, roadsides, streambanks - Flower 0.1-0.4" long, unspotted, bract appendages < 0.04" long in fruit.



**COMMON PHACELIA** (*Phacelia distans*) Native Annual - Borage Family - (Mar–May) - Common. Clay to rocky soils, slopes - Plant 6-32" tall. Leaves divided. Flowers 0.24-0.35" long, dirty white. Seeds 2-4.



**BRANCHED PHACELIA** (*Phacelia ramosissima*) Native Perennial - Borage Family - (Apr–Oct) - Diverse habitats incl salt marshes, canyons - Plant 1-5' tall. Leaves divided. Flowers 0.2-0.3" long, white to lavender. Seeds 2-4.



**WHITE FIESTA FLOWER** (*Pholistoma membranaceum*) Native Annual - Borage Family - (Feb–May) - Beaches, bluffs, ravines, wooded slopes, desert washes - Stem 2-36" tall. Flowers gen 2-10, 0.12-0.24" long, < 0.4" wide, white, no bractlets.



**RUSTY POPCORNFLOWER** (*Plagiobothrys nothofulvus*) Native Annual - Borage Family - (Mar–May) - Common; open woodland, grassland - Plant 8-28" tall, red-purple sap. Flower 0.16-0.35" wide, white. Seed often only 1, horizontal.



**FOOL'S ONION** (*Triteleia hyacinthina*) Native Perennial - Brodiaea Family - (Mar–Jul) - Grassland, vernal wet meadows, occ drier slopes - Flowering stem 1-2' tall. Leaves 4-16", 0.16-0.9" wide. Flower stalks 0.2-0.6" long. Flowers white, 0.35-0.6" long.



**VALLEY TASSELS** (*Castilleja attenuata*) Native Annual - Broom-rape Family - (Mar–May) - Grassland - Plant 4-20" tall, hairy, non-sticky. Leaves 0.8-3.1" long, narrow, 0-3 lobes. Flower cluster 1-12" long, narrow, tips white or pale yellow.



**EAR-SHAPED WILD BUCKWHEAT** (*Eriogonum nudum* var. *auriculatum*) Native Perennial - Buckwheat Family - (May–Oct) - Common. Sand or gravel - Plant 5-15 dm. Leaves on stem, curled. Inflor smooth. Flowers white to pink, smooth.



**WATER SMARTWEED** (*Persicaria punctata*) Native Annual-Perennial - Buckwheat Family - (Jun–Nov) - Shallow water, shores, marshes, floodplain forest - Flowers ~0.15" long, 5-lobed, white margins, gland-dotted. Fruit black, shiny.



**KNOTWEED** (*Polygonum aviculare* subsp. *depressum*) Naturalized Annual - Buckwheat Family - (May–Nov) - Disturbed places - Stem 4-20", mat-forming. Flowers 2-8/leaf axil, ~0.1" long, fused 1/2 length, w/white or pink margins.



**BUR-CHERVIL** (*Anthriscus caucalis*) Naturalized Annual - Carrot Family - (Apr–Jun) - Generally shady places - Plant 18-40" tall. Flowers white; flower stalk >= fruit length. Fruits 0.1-0.2" long with curved "velcro" bristles. Leaves fern-like, triangular outline.



**POISON HEMLOCK** (*Conium maculatum*) Naturalized Biennial - Carrot Family - (Apr–Jul) - Common. Moist, esp disturbed places - Plants 2-10' tall. Stems purple-spotted. Leaves fern-like, gen 2x divided. Flowers white. **TOXIC. INVASIVE weed.**



**RATTLESNAKE WEED** (*Daucus pusillus*) Native Annual - Carrot Family - (Apr–Jun) - Rocky or sandy places - Plant 1-35" tall, usually < 20". Flower clusters with < 13 flowers, all white. Young roots edible. Sap **TOXIC** to some people, causing dermatitis.



**VENUS' NEEDLE** (*Scandix pecten-veneris*) Naturalized Annual - Carrot Family - (Apr–Jun) - Grassy slopes, roadsides - Plant 6-20" tall. Leaf segments finely divided, linear. Flowers white, outer petals larger. Fruit 0.2-1" long with a beak 0.8-2.8" long.



**SHORT SOCK-DESTROYER** (*Torilis nodosa*) Naturalized Annual - Carrot Family - (Apr–Jun) - Disturbed places - Plant spreading, 4-20" tall. Flowers white to red, clusters dense, < leaf. Fruit ~ 0.1" long, uncurved bristles on outer surface, bumps inside.



**WAVYLEAF SOAP PLANT** (*Chlorogalum pomeridianum* var. *pomeridianum*) Native Perennial - Century Plant Family - (May–Aug) - Common. Open grassland, chaparral, woodland - Plant 1-8' tall, flowers at night. Bulb juices lather in water.



**CALIFORNIA MAN-ROOT** (*Marah fabacea*) Native Perennial - Gourd Family - (Feb–Apr) - Streamsides, washes, shrubby open areas - Vine 6-20' long. Leaves moderately lobed. Flowers cream or white, < 0.3" wide. Fruit spiny all over.



**COAST MAN-ROOT** (*Marah oregana*) Native Perennial - Gourd Family - (Mar–May) - Shrubby or open areas, forest edges - Vine 3-20' long. Leaves deeply lobed. Flowers white, deep cup-shaped, > 0.3" wide. Fruit smooth at end.



**GARDEN ASPARAGUS** (*Asparagus officinalis* subsp. *officinalis*) Naturalized Perennial - Lily Family - (Mar–Sep) - Disturbed places, roadsides, fields - Stem 3-10' tall. Flowers green-white, 3-7 mm long. Fruits red, ~0.3" long. Escaped garden vegetable.



**WHITE GLOBE LILY** (*Calochortus albus*) Native Perennial - Lily Family - (Apr–Jun) - Common. Shady to open woodland, scrub - Stem 2-8 dm. Leaves grasslike. Flowers 2-many, hanging, closed at tip. Sepals 10-15 mm. Petals white to pink, 20-25 mm long.



**WHITE BUTTERFLY MARIPOSA LILY** (*Calochortus venustus*) Native Perennial - Lily Family - (May–Jul) - Sandy (often granitic) soil in grassland, woodland, yellow-pine forest - Flowers white w/square yellow nectary; 2 red patches above. Petals 1.2-2" long.



**YERBA MANSA** (*Anemopsis californica*) Native Perennial - Lizard's-tail Family - (Mar–Sep) - Common. Saline or alkaline soil, wet or moist areas, seeps, springs - Stems 3-32" long. 4-9 petal-like bracts 0.2-1.4" long, white often tinged red. Was used medicinally.



**GOOSE GRASS** (*Galium aparine*) Native Annual - Madder Family - (Apr–Jun) - Grassy, ± shady places - Stem 12-35" long, weak, brittle. Leaves 0.5-1.6" long, in whorls of 6-8. Flowers white, 4-lobed. Fruits covered w/short, hooked hairs.



**CHEESEWEED** (*Malva parviflora*) Naturalized Annual - Mallow Family - (Mar-May) - Common. Disturbed places - Stem 8-32" long, gen erect, widely branched. Flower bractlets linear. Petals 0.1-0.2" long, pink to gen white. Fruit with flange from flower bracts.



**ALKAL-MALLOW** (*Malvella leprosa*) Native Perennial - Mallow Family - (Apr-Nov) - Valleys, gen saline - Stem 4-16" long. Leaf blade 0.4-1.4" long, toothed, densely short-hairy. Petals cream-white to yellow, 0.4-0.6" long.



**COMMON HOREHOUND** (*Marrubium vulgare*) Naturalized Perennial - Mint Family - (Mar-Nov) - Disturbed sites, gen overgrazed pastures - Stem 4-24" long. Leaf blades 0.6-2.2" long. Flower bract w/10 hook-tipped teeth. Flowers white, ~0.2" long. **INVASIVE.**



**WHITE-STEM HEDGE-NETTLE** (*Stachys albens*) Native Perennial - Mint Family - (May-Oct) - Swamps, seeps - Plant 1.6-8' tall, densely cobwebby-hairy. Leaf felty, blade 1.2-6" long. Flowers white to pink; tube 0.2-0.4" long, hidden in bracts.



**CLIMBING MORNING-GLORY** (*Calystegia purpurata* subsp. *purpurata*) Native Perennial - Morning-glory Family - (May-Jun) - Chaparral, coastal scrub - Stem strongly climbing. Leaf triangular, lobes strongly angled. Bractlets smooth, small, distant.



**SHORTSTEM MORNING-GLORY** (*Calystegia subacaulis* subsp. *subacaulis*) Native Perennial - Morning-glory Family - (Apr-Jun) - Dry, open scrub or woodland - Stem gen ~0.8" long. Flowers 1.3-2.4" long, white or cream. Bractlets concealing flower bracts.



**BINDWEED** (*Convolvulus arvensis*) Naturalized Perennial - Morning-glory Family - (Mar-Oct) - Roadsides, open areas in many pl communities - Trailing. Leaf 0.8-1.2" long, w/round tip, pointed lobes. Flowers white to pink, 0.8-1" long. **NOXIOUS.**



**DWARF SANDWEED** (*Athysanus pusillus*) Native Annual - Mustard Family - (Feb-Jun) - Grassy, open slopes, rocky outcrops, chaparral, flats, floodplains, cliffs, ledges - Stem 2-12" long, spindly. Flower cluster 1-sided. Petals white, ~0.1" long. Fruits round, hairy.




**SHEPHERD'S PURSE** (*Capsella bursa-pastoris*)  
Naturalized Annual - Mustard Family - (Jan–Oct)  
- Disturbed areas - Stem 4-20" long. Basal leaves  
1.2-2.4" long, dandelion-like. Petals white,  
0.08-0.16" long. Fruits 0.16-0.35" long, flat,  
heart-shaped.



**WESTERN BITTER-CRESS** (*Cardamine  
oligosperma*) Native Annual - Mustard Family -  
(Mar–Jul) - Wet meadows, shady banks, damp  
areas - Plants < 16". Leaves divided into 5-9  
leaflets. Flowers white, 0.1-0.2" long. Fruit < 0.1"  
wide.



**PERENNIAL PEPPERGRASS** (*Lepidium  
latifolium*) Naturalized Perennial - Mustard Family  
- (Jun–Sep) - Pastures, disturbed areas, fields,  
grassland, saline meadows, streambanks,  
sagebrush scrub, edge of marshes - Plant  
14-47". Petals white. **NOXIOUS.**



**THREADLEAF PEPPERGRASS** (*Lepidium  
nitidum*) Native Annual - Mustard Family -  
(Feb–Mar) - Alkaline soils, pastures, dry vernal  
pools, fields, beaches - Fruit stalk flat. Fruit  
smooth, 0.14-0.24" long, cupped, winged.



**WATER CRESS** (*Nasturtium officinale*) Native  
Perennial - Mustard Family - (Mar–Nov) -  
Streams, springs, marshes, lake margins,  
swamps - Stem 4-43" long. Leaflets 3-9, 0.3-1"  
wide. Petals white, 0.12-0.18" long. **EDIBLE**  
leaves.



**HAIRY FRINGEPOD** (*Thysanocarpus curvipes*)  
Native Annual - Mustard Family - (Feb–Jun) -  
Common. Slopes, washes, moist meadows,  
woodland, streambanks - Stem 4-24". Leaf  
claspings w/'ears'. Fruit 0.12-0.24" wide, hanging,  
often hairy w/perforated edge.



**SMALL-FLOWERED NIGHTSHADE** (*Solanum  
americanum*) Native Annual-Perennial -  
Nightshade Family - (Apr–Nov) - Open, often  
disturbed places - Flower 0.12-0.24" wide w/3mm  
lobes, white, anthers ~0.07". Seeds ~0.05".  
Bracts 0.04-0.08", curled back in fruit.



**GAMBEL MILKVETCH** (*Astragalus gambelianus*)  
Native Annual - Pea Family - (Mar–Jul) - Open,  
grassy areas, scrub - Plant 8-12" tall, slender.  
Leaflets square-tipped. Flowers 4-15/cluster,  
white w/purple-tinge, ~0.1" long. Fruits ~0.15"  
long, reflexed.



**GULLY LUPINE** (*Lupinus microcarpus* var. *densiflorus*) Native Annual - Pea Family - (Apr–Jun) - Abundant. Open or disturbed areas, occ seeded on roadbanks - Plant 4-32" tall, hairy. Flowers 0.3-0.7" long, white to yellow. Flower bract hairs few, short.



**WHITE SWEETCLOVER** (*Mellilotus albus*) Naturalized Annual-Biennial - Pea Family - (May–Sep) - Locally abundant. Pastures, open disturbed sites - Stem 1.6-6.6' long. Leaflets 3, 0.4-1" long, toothed. Flowers white, 0.14-0.2" long.



**BICOLOR LEPTOSIPHON** (*Leptosiphon bicolor*) Native Annual - Phlox Family - (Mar–Jun) - Common. Open, grassy areas, chaparral, woodland - Plant 0.8-8.3" tall, hairy. Flower lobes ~0.1" long, pink or white; tube red; stigma <=0.02" long.



**STICKY MOUSE-EAR CHICKWEED** (*Cerastium glomeratum*) Naturalized Annual - Pink Family - (Spring) - Dry hillsides, grassland, chaparral, disturbed areas - Flowers 0.1-0.2" long, white, sticky-hairy. Flower bract hairs extend beyond tip; bracts herbaceous.



**SMALL-FLOWER CATCHFLY** (*Silene gallica*) Naturalized Annual - Pink Family - (Spring–early summer) - Fields, disturbed areas - Plant 4-16". Leaves < 1.4" long. Flower cluster short-hairy, bracts sticky-hairy, petal blade 0.2-0.5" long, smooth to notched, white to pink.



**COMMON CHICKWEED** (*Stellaria media*) Naturalized Annual - Pink Family - (Feb–Sep) - Oak woodland, meadows, disturbed areas - Plant 2.8-20" tall. Stem w/line of hairs on 1 side. Sepals 0.12-0.18" long. Petals white, 2-lobed, 0.7-0.9x sepals.



**CALIFORNIA DWARF PLANTAIN** (*Plantago erecta*) Native Annual - Plantain Family - (Mar–May) - Sandy, clay, serpentine soil; grassy slopes, flats, open woodland - Leaf 1.2-5" long, linear, hairy. Flowers + stem 1.2-12" tall, cluster 0.2-1.2" long.



**ENGLISH PLANTAIN** (*Plantago lanceolata*) Naturalized Annual - Plantain Family - (Apr–Aug) - Common. Disturbed areas - Leaves basal, hairy, 2-10" long, <= 1" wide. Flowers + stem 8-31" tall, flower cluster 0.8-3" long. **INVASIVE**, lawn weed.





**CREAM CUPS** (*Platystemon californicus*) Native Annual - Poppy Family - (Mar–May) - Open grassland, sandy soil, burns - Plant 1.2-12" tall, shaggy-hairy. Leaves 0.4-3.5" long, narrow. Flowers solitary. Stamens > 12. Petals 6, gen cream with yellow base.



**WOODLAND STAR** (*Lithophragma affine*) Native Perennial - Saxifrage Family - (Mar–Apr) - Open, grassy slopes - Plant 4-24" tall. Leaves w/3-5 sharp-toothed shallow lobes, stem leaves alternate. Petals 0.2-0.5" long, white. Hypanthium funnel-shaped.



**CALIFORNIA SAXIFRAGE** (*Micranthes californica*) Native Perennial - Saxifrage Family - (Feb–May(Jun)) - Moist, shady places - Plant 6-14" tall. Leaves 1.6-4" long, at base, egg-shaped, >= 0.08" wide, toothed. Petals white, 0.1-0.18" long.



**YARROW** (*Achillea millefolium*) Native Perennial - Sunflower Family - (Apr–Sep) - Many habitats - Plant 4"-7" tall. Stem white-hairy. Leaves finely dissected. Flower cluster flat-topped. Flowers white to pink. Widely used in folk medicine.



**MAYWEED** (*Anthemis cotula*) Naturalized Annual - Sunflower Family - (Apr–Aug) - Common. Disturbed areas, fields, coastal dunes, chaparral, oak woodland - Leaves finely divided into thread-like lobes. Flowers > 0.6" wide, many on top of a well-branched stem.



**COMMON CALIFORNIA-ASTER** (*Corethrogyne filaginifolia*) Native Perennial - Sunflower Family - (Jul–Nov) - Coastal scrub, chaparral, grassland, foothill woodland, forest - Heads 3-20+, calyx length 2x width. Rays white to pink-purple.



**HORSEWEED** (*Erigeron canadensis*) Naturalized Annual - Sunflower Family - (All year) - Disturbed places - Plant 8-79" tall. Gen 1 main stem branching above. Disk flowers yellow; rays white or pink, <= 0.04" long. Head bracts 0.12-0.16" tall, 0.08-0.12" wide.



**HAYFIELD TARWEED** (*Hemizonia congesta* subsp. *luzulifolia*) Native Perennial - Sunflower Family - (Mar–Dec) - Disturbed, open, or grassy sites, often clayey soils, serpentine - Plant 2-32" tall. Flowers white, rays 0.2-0.5" long; head bract tips < body.



**COTTONWEED** (*Micropus californicus* var. *californicus*) Native Annual - Sunflower Family - (Mar–Jun) - Clearings, often disturbed, dry or seasonally moist soils - Plant 0.4-20" tall. Disk flowers < 5; top scale points up, largest gen 0.12-0.16" long.



**SMALL-FLOWERED FIDDLENECK** (*Amsinckia menziesii*) Native Annual - Borage Family - (May–Jul) - Shade-tolerant, open, disturbed areas at forest/woodland edges - Flowers yellow to orange-yellow, generally spotted, 0.2-0.3" long, 0.1" wide. Leaves coarse-hairy.



**YELLOW JOHNNY-TUCK** (*Triphysaria eriantha* subsp. *eriantha*) Native Annual - Broom-rape Family - (Mar–May) - Grassland, foothills - Plant 4-14" tall, purple. Leaves 0.4-2" long, 3-7 lobed. Flowers yellow with dark purple beak, 0.4-1" long.



**CALIFORNIA BUTTERCUP** (*Ranunculus californicus* var. *californicus*) Native Perennial - Buttercup Family - (Mar–Aug) - Grassland, open woodland - Petals 9-17, 0.28-0.55" long, often > 2x width. Fruit body 0.07-0.13" long, 0.05-0.09" wide, smooth.



**PRICKLESEED BUTTERCUP** (*Ranunculus muricatus*) Naturalized Annual - Buttercup Family - (Apr–Jun) - Stream-banks, drainages, low meadows - Plant 6-20". Leaves gen 3-lobed. Petals yellow, 5, 0.16-0.3" long. Fruits 0.2" long with curved bristles.



**FENNEL** (*Foeniculum vulgare*) Naturalized Perennial - Carrot Family - (May–Sep) - Roadsides, disturbed sites - Plants 3-6.5' tall, anise-scented. Stems waxy-blue, canelike. Flowers yellow. Leaf segments thread-like, edible when young. **INVASIVE** weed.



**BLADDER PARSNIP** (*Lomatium utriculatum*) Native Perennial - Carrot Family - (Feb–May) - Open grassy slopes, meadows, woodland - Plant 4-20" tall, leafy stem. Leaf lobes linear, bases broad. Flowers bright yellow above unfused, round bractlets. Fruit winged.



**POISON SANICLE** (*Sanicula bipinnata*) Native Perennial - Carrot Family - (Apr–May) - Open grassland or pine/oak woodland - Plants 5-24" tall. Leaves 2x pinnate. Flowers yellow, male flower stalk < fruit. Reported to be slightly **TOXIC**.



PACIFIC WOODLAND SANICLE (*Sanicula crassicaulis*) Native Perennial - Carrot Family - (Mar–May) - Open slopes, ravines, woodland - Plants stout, 9-47". Leaves 1-5" across with 3-5 deep, palmate lobes and serrate edges. Flowers yellow.



TURKEY PEA SANICLE (*Sanicula tuberosa*) Native Perennial - Carrot Family - (Mar–Jul) - Open gravelly meadows, chaparral, woodland, pine forest - Plant 2-32" tall, slender. Leaves finely dissected. Flowers bright yellow, male flower stalks > bumpy fruit.



YELLOW WATER PRIMROSE (*Ludwigia peploides* subsp. *peploides*) Native Perennial - Evening Primrose Family - (May–Oct) - Lakeshores, streambanks, seasonal wetlands - Aquatic w/floating-creeping stems. Leaves alternate. Sepals 0.25-0.4", petals 0.35-0.5".



GOLDEN MONKEYFLOWER (*Mimulus guttatus*) Native Perennial - Lopseed Family - (Mar–Aug) - Common. Wet places, gen terrestrial, occ emergent or floating in mats - Plant 0.8-60". Flower yellow, gen > 0.8" long; mature bracts flattened sideways, inflated in fruit.



CLIMBING BEDSTRAW (*Galium porrigens* var. *porrigens*) Native Perennial - Madder Family - (May–Aug) - Among shrubs in chaparral, forest - Stem 4-59" long. Leaves 0.1-0.7" long, oval to egg-shaped, in whorls of 4. Flowers yellow to red, 4-lobed.



BLACK MUSTARD (*Brassica nigra*) Naturalized Annual - Mustard Family - (Apr–Sep) - Common. Disturbed areas, fields - Plant 1-6' tall. Petals bright yellow, 0.3-0.4" long. Fruit upright, pressed against stem. INVASIVE weed.



TURNIP (*Brassica rapa*) Naturalized Annual - Mustard Family - (Jan–May) - Disturbed areas - Stem 8-40" tall. Leaves clasping, upper smooth-edged & waxy. Petals yellow, 0.2-0.4" long, stalk 0.3-1"; fruit beak > 0.4". INVASIVE weed.



SHORTPOD MUSTARD (*Hirschfeldia incana*) Naturalized Biennial-Perennial - Mustard Family - (Apr–Oct) - Disturbed areas - Stem 16-60". Longest leaves 1.6-4" long, dense-hairy. Petals pale yellow, ~0.2" long. Fruit appressed. Fall-blooming. INVASIVE.



CHARLOCK (*Sinapis arvensis*) Naturalized Annual - Mustard Family - (Mar-Sep) - Disturbed areas - Stem 8-39", no rosette. Leaves coarse. Petals 0.35-0.47" long, yellow. Fruit 0.8-1.8", ascending, beak 0.24-0.47" long w/fat base. 3-7 valve veins. INVASIVE weed.



HEDGE MUSTARD (*Sisymbrium officinale*) Naturalized Annual - Mustard Family - (Apr-Sep) - Disturbed areas, fields, pastures - Stem 10-22" tall, thin, wiry. Petals 0.1-0.16" long, pale yellow. Fruit 0.4-0.55" long, awl-shaped, appressed.



COLCHITA (*Acmispon brachycarpus*) Native Annual - Pea Family - (Mar-Jun) - Abundant. Grassland, oak and pine woodland, desert flats and mtns, roadsides - Soft, densely hairy, < 16" tall. Flower yellow, almost stemless, bract lobes 1-2x flower tube.



CALIFORNIA LOTUS (*Acmispon wrangelianus*) Native Annual - Pea Family - (Mar-Jun) - Abundant. Coastal bluffs, chaparral, disturbed areas - Low growing. Flowers yellow aging red, 0.2-0.4" long, almost stemless. Bract lobes same length as flower tube.



BIRD'S-FOOT TREFOIL (*Lotus corniculatus*) Naturalized Perennial - Pea Family - (Jun-Sep) - Open, disturbed areas - Leaflets 5, 0.16-0.9" long. Flower cluster 3-7 flowered on 0.6-4.7" stalk. Flowers bright yellow, 0.4-0.55" long, banner often reddish.



CALIFORNIA BURCLOVER (*Medicago polymorpha*) Naturalized Annual - Pea Family - (Mar-Jul) - Common. Chaparral, oak woodland, streambanks, roadsides, disturbed areas - Stem 4-20". Flower yellow, 0.14-0.24" long. Spiny spiral fruits. INVASIVE.



SOURCLOVER (*Melilotus indicus*) Naturalized Annual-Biennial - Pea Family - (Apr-Oct) - Open, disturbed areas - Stem 4-24" long. Leaflets 3, 0.4-1" long. Flowers yellow, ~0.1" long.



LITTLE HOP CLOVER (*Trifolium dubium*) Naturalized Annual - Pea Family - (Spring) - Agricultural, disturbed areas, lawns - Heads 0.16-0.3" wide. Flowers bright yellow, age brown, quickly reflex, smooth.



**PURSLANE** (*Portulaca oleracea*) Naturalized Perennial - Purslane Family - (Late spring-early fall) - Disturbed soil - Stem 1.2-16" long, spreading. Leaves 0.12-1.2" long, ~ spoon-shaped, flat. Flowers solitary. Petals yellow, 4-6, 0.12-0.2" long.



**BLOW WIVES** (*Achyraea mollis*) Native Annual - Sunflower Family - (Mar-Jun) - Common. Grassy sites, often clay soils - Plant 2-24" tall, soft-hairy. Flowers yellow turning red, 0.1-0.5" wide, extend < 0.1" beyond green bracts. Showy, flat scales attached to seeds.



**GIANT NATIVE DANDELION** (*Agoseris grandiflora* var. *grandiflora*) Native Perennial - Sunflower Family - (Apr-Jul) - Grassland, scrub, woodland - Plant 10-40". Leaf lobes point up. Flower rosy-purple, variable-sized bracts. Seed tapers to beak > 2x body length. Leaf lobes point upward.



**GLUE-SEED** (*Blennosperma nanum* var. *nanum*) Native Annual - Sunflower Family - (Jan-May) - Open, grassy areas, often margins of seeps or vernal pools - Plant 1.2-5"+, succulent, branched. Leaf 1.2-2.4"+ long, 5-15 lobed. Flower bracts purple-tipped w/tuft of hairs.



**TOCALOTE** (*Centaurea melitensis*) Naturalized Annual - Sunflower Family - (Apr-Jul) - Disturbed fields, open woodland - Plant 4-39", gray-hairy, resinous. Leaves 0.8-6" long. Flowers yellow, 0.4-0.8" long, bracts tipped w/purple spines. NOXIOUS weed.



**YELLOW STAR-THISTLE** (*Centaurea solstitialis*) Naturalized Annual - Sunflower Family - (May-Oct) - Invasive, roadsides, disturbed grassland or woodland - Plant 4-39" tall. Leaves woolly, extend down the stem. Flower bract spines 0.4-1" long. NOXIOUS weed.



**COMMON SPIKEWEED** (*Centromadia pungens* subsp. *pungens*) Native Annual - Sunflower Family - (Apr-Nov) - Grassland, saltbush scrub, disturbed sites - Spiny. Leaves smooth or rough to the touch.



**BRASS-BUTTONS** (*Cotula coronopifolia*) Naturalized Perennial - Sunflower Family - (Mar-Dec) - Common. Saline and freshwater marshes, mud flats - Plant 2-16"+ tall, smooth, ± fleshy. Leaves linear to lance-shaped w/linear teeth or lobes. INVASIVE.



**LOBB TARWEED** (*Deinandra lobbii*) Native Annual - Sunflower Family - (May-Dec) - Grassland, open woodland, sagebrush scrub, disturbed areas - Flowers yellow, rays 3, 0.1-0.2" long; disks 3, anthers dark, pappus present.



**STINKWORT** (*Dittrichia graveolens*) Naturalized Annual - Sunflower Family - (Sep-Nov) - Disturbed areas - Plant 8-24" tall, camphor-scented, glandular. Flowers yellow. Flower-head bracts Aster-like. Fall bloomer. **INVASIVE weed.**



**GREAT VALLEY GUMPLANT** (*Grindelia camporum*) Native Perennial - Sunflower Family - (May-Nov) - Sandy or saline bottomland, roadsides - Stem non-woody, 2-8' tall, whitish. Leaves gen resinous. Head to 1.2" wide, bracts bend downward.



**BRISTLY OX-TONGUE** (*Helminthotheca echioides*) Naturalized Annual-Biennial - Sunflower Family - (All year) - Common. Disturbed areas - Stem 1-6.5' tall, bristly. Leaf 2-8" long, covered with prickly bumps. Flower heads 0.8-1.6" wide. **INVASIVE weed.**




**BOLANDER GOLDENASTER** (*Heterotheca sessiliflora* subsp. *bolanderi*) Native Perennial - Sunflower Family - (Jun-Sep) - Dunes, headlands, grassy coastal slopes - Plant gen 8-28", unbranched. Leaves wide, soft-hairy. Heads clustered, rays 0.3-0.6".



**SAN JOAQUIN TARPLANT** (*Holocarpha obconica*) Native Annual - Sunflower Family - (Apr-Nov) - Grassland - Plant 4-32" tall, outer portion sticky. Flower heads in flat-topped or open clusters. Ray flowers 4-9; disk flowers 11-21, anthers yellow to brown.



**STICKY TARPLANT** (*Holocarpha virgata* subsp. *virgata*) Native Annual - Sunflower Family - (May-Nov) - Grassland - Plant 8-48" tall, glandular, not very-short-hairy. Heads small, at branch ends. Ray flowers 3-8; disk flowers 9-25, anthers black.



**SMOOTH CAT'S-EAR** (*Hypochaeris glabra*) Naturalized Annual - Sunflower Family - (Mar-Jun) - Common. Disturbed areas, grassland, open woodland - Plant 4-24" tall, smooth. Rays 0.2-0.3" long, barely > head bracts. Only inner fruit beaked. **INVASIVE.**



**ROUGH CAT'S-EAR** (*Hypochaeris radicata*)  
Naturalized Perennial - Sunflower Family -  
(Apr-Jul) - Disturbed areas, grassland, open  
woodland - Plant 4-32" tall, rough-hairy. Rays  
0.4-0.6" long, well exceeding head bracts. Fruits  
all beaked. **INVASIVE** weed.



**WILLOW LETTUCE** (*Lactuca saligna*)  
Naturalized Annual - Sunflower Family -  
(Jul-Nov) - Roadsides, grassland - Stem 12-39"  
tall. Leaf lobes entire or few-toothed, no prickles  
underneath. Flowers 5-12, pale yellow, open in  
morning.



**PRICKLY LETTUCE** (*Lactuca serriola*)  
Naturalized Annual - Sunflower Family -  
(May-Oct) - Abundant. Disturbed places - Stem  
1.6-10' tall, prickly-bristly. Leaves deeply-lobed,  
midvein and edges prickly-bristly. Flowers pale  
yellow, 0.16-0.2" wide.



**COMMON HARE-LEAF** (*Lagophylla  
ramosissima*) Native Annual - Sunflower Family -  
(Apr-Oct) - Grassland, openings in scrub,  
woodland, forest - Plant 4-40" tall. Leaves hairy,  
often sticky, to 4.7" long. Rays yellow, 0.12-0.24"  
long.



**CALIFORNIA GOLDFIELDS** (*Lasthenia  
californica* subsp. *californica*) Native Annual -  
Sunflower Family - (Feb-Jun) - Many habitats -  
Stem < 16" tall, hairy. Leaves 0.3-2.8" long,  
<0.25" wide, smooth edged. Head bracts 4-13,  
not joined. Rays 0.2-0.7" long.



**TIDY-TIPS** (*Layia platyglossa*) Native Annual -  
Sunflower Family - (Feb-Jul) - Many habitats -  
Plant 1-28" tall, sticky. Leaves narrow. Ray  
flowers 0.1-0.8" long, yellow w/white tips. Disk  
anthers gen dark purple.



**PINEAPPLE WEED** (*Matricaria discoidea*)  
Naturalized Annual - Sunflower Family -  
(Feb-Aug) - Abundant. Disturbed sites,  
riverbanks - Plant 4-12" tall, sweet-scented.  
Heads pineapple-shaped, ~ 0.4" wide; head stalk  
to 0.6" long.



**DOUGLAS SILVERPUFFS** (*Microseris douglasii*  
subsp. *douglasii*) Native Annual - Sunflower  
Family - (Mar-Jun) - Grassland, near vernal  
pools or serpentine - Plant 2-24". Leaf 1.2-10".  
Pappus scales <= 5, 0.04-0.24" long. Fruit widest  
at tip.



**COMMON GROUNDSEL** (*Senecio vulgaris*)  
Naturalized Annual - Sunflower Family - (Feb-Jul) - Common. Disturbed areas - Plant 4-24" tall, not hairy, w/1-10+ stems. Flower head bracts with black-tips. Milky sap.



**PRICKLY SOW THISTLE** (*Sonchus asper* subsp. *asper*)  
Naturalized Annual - Sunflower Family - (All year) - Common. Slightly moist disturbed sites, along streams - Plant 4-48". Leaf teeth prickly. Basal lobes of upper leaves rounded, curving downward.



**COMMON SOW THISTLE** (*Sonchus oleraceus*)  
Naturalized Annual - Sunflower Family - (All year) - Abundant. Disturbed places - Plant 4-55" tall. Leaf teeth soft to touch. Basal lobes of upper leaves sharply pointed, straight to curving upward.



**COMMON DANDELION** (*Taraxacum officinale*)  
Naturalized Biennial-Perennial - Sunflower Family - (All year) - Abundant. Esp disturbed areas - Stem hollow. Leaves bright green with sharp down-pointing lobes. Outer head bracts reflexed. Fruit ~ brown.



**SMOOTH MULE'S EARS** (*Wyethia glabra*)  
Native Perennial - Sunflower Family - (Mar-Jun) - Gen shady sites - Plant 4-16" tall, shiny green, no woolly hairs. Leaf basal blades 10-18" long, lance-shaped to oval, shiny. Ray flowers 1-2" long.



**GRAY MULE'S EARS** (*Wyethia helenioides*)  
Native Perennial - Sunflower Family - (Mar-May(Aug)) - Open grassland, woodland, scrub - Plant 8-28" tall, densely woolly, often becoming smooth. Some woolly hairs remain on leaf stalks and floral bracts.



**JOHNNY-JUMP-UP** (*Viola pedunculata*)  
Native Perennial - Violet Family - (Feb-Apr) - Open, grassy slopes, hillsides, chaparral, oak woodland, gen full sun - Plant 2-15" tall. No basal leaves. Petals gold-yellow, lower 3 brown-veined, upper 2 red-brown on back.



**BLACK SAGE** (*Salvia mellifera*)  
Native Perennial - Mint Family - (Mar-Jun) - Coastal-sage scrub, lower chaparral - Shrub 3.3-6' tall. Leaf 1-2.8" long, toothed, hairy underneath. Flowers blue, white or lavender, tube 0.2-0.4" long, in clusters 0.6-1.6" wide.





BLUE WITCH (*Solanum umbelliferum*) Native Perennial - Nightshade Family - (All year) - Shrubland, mixed-evergreen forest, woodland - Plant gen < 39", upper stem hairs branched, dense. Flowers 0.6-1" wide, purple, with green spots at the base.



BUSH LUPINE (*Lupinus albifrons* var. *albifrons*) Native Perennial - Pea Family - (Mar-Jun) - Common. Chaparral, foothill woodland - Shrub 2-16' tall, gen distinct trunk, green to silvery. Flowers 0.35-0.6" long, purple, banner back hairy, keel top ciliate mid to tip.



CALIFORNIA ROSE (*Rosa californica*) Native Perennial - Rose Family - (Feb-Nov) - Gen ± moist areas in sun, esp streambanks - Shrub 2.6-8.2' tall w/thick curved spines, forming thickets. Petals pink, 0.6-1" long; sepals unlobed.



IODINE BUSH (*Allenrolfea occidentalis*) Native Perennial - Goosefoot Family - (Jun-Aug) - Flats, hummocks, in alkaline soils - Succulent shrub 1-5' tall. Jointed stem, each green joint 0.1-0.4" long by 0.1-0.2" wide. Leaves alternate, scale-like, 0.1-0.2" long.



COAST LIVE OAK (*Quercus agrifolia* var. *agrifolia*) Native Perennial - Oak Family - (Mar-Apr) - Valleys, slopes, mixed-evergreen forest, woodland - Tree 30-80'. Leaves convex, hair-tuft below in vein axils. Acorns on 1st year twigs, shell glabrous inside.



BLUE OAK (*Quercus douglasii*) Native Perennial - Oak Family - (Apr-May) - Dry slopes, interior foothills, woodland - Tree 20-66', deciduous. Bark checkered into scales. Leaves 1.2-2.4" long, bluish green, unlobed to shallowly lobed, lacking bristles.



VALLEY OAK (*Quercus lobata*) Native Perennial - Oak Family - (Mar-Apr) - Slopes, valleys, savanna - Tree < 115' tall, deciduous. Leaves 2-5" long, not leathery, deeply lobed, lobes without bristles. Acorns 1.2-2" long, slender, cup 0.4-1.2" deep.



WESTERN POISON OAK (*Toxicodendron diversilobum*) Native Perennial - Sumac Family - (Apr-Jun) - Canyons, slopes, chaparral, coastal scrub, oak woodland - Shrub or vine. Leaflets 3, red in fall, mid leaflet stalked. Flowers green. Fruits white. TOXIC.



**CALIFORNIA SAGEBRUSH** (*Artemisia californica*) Native Perennial - Sunflower Family - (Aug–Nov) - Coastal scrub, chaparral, open woodland - Shrub 2-8.5' tall, rounded. Leaves 0.4-4", hairy, thread-like, light green to gray. Flower heads < 5 mm wide. Sage-scented.



**FREMONT COTTONWOOD** (*Populus fremontii* subsp. *fremontii*) Native Perennial - Willow Family - (Mar–Apr) - Scattered. Alluvial bottomland, streambanks - Tree < 66' tall. Leaves heart-shaped to triangular, coarsely scalloped, blade 1.2-2.8" long.



**BLUE ELDERBERRY** (*Sambucus nigra* subsp. *caerulea*) Native Perennial - Muskroot Family - (Mar–Sep) - Common. Streambanks, open places in forest - Shrub 7-26' tall. Flower cluster flat-topped, 1.6-13" diam, petals spreading. Fruits waxy blue-black.



**BLUE GUM** (*Eucalyptus globulus*) Naturalized Perennial - Myrtle Family - (Oct–Jan) - Common. Disturbed areas - Tree < 200' tall. Flowers single, large, gen stemless. Leaves 4-12" long, 1-1.6" wide; used medicinally by Aboriginals. INVASIVE weed.



**CHRISTMAS BERRY / TOYON** (*Heteromeles arbutifolia*) Native Perennial - Rose Family - ((May)Jun–Aug) - Chaparral, oak woodland, mixed-evergreen forest - Shrub-tree < 33' tall, evergreen. Leaf 2-4" long. Petals white, < 0.16" long. Fruit bright red.



**OCEANSPRAY** (*Holodiscus discolor* var. *discolor*) Native Perennial - Rose Family - (May–Aug) - Moist woodland edges, rocky slopes - Shrub 5-20' tall. Leaf blade 0.6-3.1" long, toothed at end. Flower cluster 0.8-10" long. Petals white, ~0.07" long.



**ALMOND** (*Prunus dulcis*) Naturalized Perennial - Rose Family - (Feb–Mar) - Canyons, roadsides, grassland (as waif) - Tree 16-26' tall. Leaf blades 1-4" long. Flowers 1-3/cluster. Petals pink to nearly white, 0.5-1" long. Fruit 1-1.6" long, hairy. Cultivar.



**SIERRA PLUM** (*Prunus subcordata*) Native Perennial - Rose Family - (Mar–May) - Mixed-evergreen or conifer forest - Shrub < 10'. Leaf: stem 0.16-0.6", blade 1-2", elliptic to wide egg-shaped, base round heart-shaped, tip round. Petals 0.2-0.4" long, white.



WESTERN CHOKECHERRY (*Prunus virginiana* var. *demissa*) Native Perennial - Rose Family - (May–Jun) - Rocky slopes, canyons, scrubland, oak/pine woodland - Shrub/tree < 20'. Leaf blade 1.2-4" long. Flowers 18+, petals white, 0.16-0.3" long.



CALIFORNIA BUCKEYE (*Aesculus californica*) Native Perennial - Soapberry Family - (May–Jun) - Dry slopes, canyons, borders of streams - Large shrub or tree 13-39' tall. 5-7 leaflets. Flowers white to pale rose. Large seeds toxic but edible after leaching out saponins.



PEPPER TREE (*Schinus molle*) Naturalized Perennial - Sumac Family - (Jun–Aug) - Washes, slopes, abandoned fields - Tree 16-60' tall. Flowers white to yellow. Leaves compound, leaflets stemless. Fruits pink to red, 0.2-0.3" diam.



COYOTE BRUSH (*Baccharis pilularis* subsp. *consanguinea*) Native Perennial - Sunflower Family - (Jul–Dec) - Coastal bluffs, woodland, grassland, disturbed sites, occ on serpentine - Shrub < 15' tall, brittle, common. Leaves gen 0.6-1.6" long.



MULE FAT (*Baccharis salicifolia* subsp. *salicifolia*) Native Perennial - Sunflower Family - (All year) - Riparian woodland, canyon bottoms, disturbed sites, often forming thickets - Shrub < 13' tall, often sticky. Leaves to 6" long, with 1-3 main veins.



CALIFORNIA BAY (*Umbellularia californica*) Native Perennial - Laurel Family - (Nov–May) - Common. Canyons, valleys, chaparral - Tree < 150' tall. Leaf 1.2-4", 0.6-1.2" wide, aromatic. Cluster of 5-10 small, yellow or yellow-green flowers. Fruit 0.8-1" diam.



BUSH MONKEYFLOWER (*Mimulus aurantiacus* var. *aurantiacus*) Native Perennial - Lopseed Family - (Mar–Jun) - Disturbed areas, coastal cliffs, canyon sides - Shrub 4-60". Flowers yellow, orange or red; 1-2.3" long; bract tube glabrous.



INTERIOR GOLDENBUSH (*Ericameria linearifolia*) Native Perennial - Sunflower Family - (Mar–May) - Dry slopes, valleys, foothill and desert woodland, saltbush and creosote-bush scrub - Shrub/subshrub, 16-60". Heads large, yellow, solitary; rays 0.3-0.8" long.



CALIFORNIA MATCHWEED (*Gutierrezia californica*) Native Perennial - Sunflower Family - (Jul–Nov) - Grassland, arid woodland and shrubland, serpentine - Stem 8–40" long, woody base. Leaf narrow, flat, <= 2" long. Ray flowers 4–13, 0.1–0.3" long.



HINDS' WILLOW (*Salix exigua* var. *hindsiana*) Native Perennial - Willow Family - (Apr–May) - Common. Floodplains, sandy gravel - Shrub or tree < 17' tall. Leaf blades 1.2–6" long, linear, mature dense soft-hairy below. Ovary hairy.



RED WILLOW (*Salix laevigata*) Native Perennial - Willow Family - (Dec–Jun) - Common. Riverbanks, seepage areas, lakeshores, canyons - Tree bark fissured. Leaf lanceolate, glaucous below, gen w/stalk glands. Stamens 5. Fruit glabrous.



ARROYO WILLOW (*Salix lasiolepis*) Native Perennial - Willow Family - (Jan–Jun) - Common. Shores, marshes, meadows, etc - Shrub-tree, bark smooth. Leaf-like stipules. Leaf egg-shaped, waxy below. Fruit smooth, bract persistent, dark, stamens 2.



