



# Wild Plants of Carquinez Strait Regional Shoreline

## Common Name Version

### A Photographic Guide

Sorted by Form, Color and Family  
with Habitat Descriptions and Identification Notes

Photographs and text by Wilde Legard  
District Botanist, East Bay Regional Park District

East Bay   
Regional Park District

New Revised and Expanded Edition - Includes the latest  
scientific names, habitat descriptions and identification notes



# A Photographic Guide to the Wild Plants of Carquinez Strait Regional Shoreline

More than 2,000 species of native and naturalized plants grow wild in the San Francisco Bay Area. Most are very difficult to identify without the help of good illustrations. This is designed to be a simple, color photo guide to help you identify some of these plants. This guide is published electronically in Adobe Acrobat® format so that it can easily be updated as additional photographs become available. You have permission to freely download, distribute and print this guide for individual use. Photographs are © 2014 Wilde Legard, all rights reserved.

In this guide, the included plants are sorted first by form (Ferns & Fern-like, Grasses & Grass-like, Herbaceous, Woody), then by most common flower color, and finally by similar looking flowers (grouped by genus within each family). Each photograph has the following information, separated by '-':

COMMON NAME	According to <i>The Jepson Manual: Vascular Plants of California, Second Edition (JM2)</i> and other references (not standardized).
(Scientific Name)	According to <i>JM2</i> and <i>eFlora</i> ( <a href="http://ucjeps.berkeley.edu/IJM.html">ucjeps.berkeley.edu/IJM.html</a> ).
Origin & Longevity	Native, Naturalized, or Waif (not reproducing without human care). Annual, Biennial, Perennial, or a combination.
Family Name	Common family name according to <i>JM2</i> ,
(Bloom date range)	Period during the year when the plant blooms, according to <i>JM2</i> and other sources. '-' if plant does not bloom (ie. Ferns).
Habitat	Habitat description according to <i>JM2</i> and other sources.
ID Characteristics	Plant description with identification characteristics and other notes, based on multiple sources including: <i>Annotated Checklist of the East Bay Flora, Second Edition (2013)</i> , <i>JM2</i> , <i>Plants of the San Francisco Bay Region (Revised Edition)</i> , and <i>Weeds of California and Other Western States</i> .
Additional notes	Occasionally, an additional note may appear (ie. NOXIOUS weed, INVASIVE weed, Fed & Calif. ENDANGERED, etc.).

Revision: 3/2/2014

Fern-like - Green/Brown

Wild Plants of Carquinez Strait Regional Shoreline - Sorted by Form, Color and Family

Page 1



COFFEE FERN (*Pellaea andromedifolia*) Native Perennial - Brake Fern Family - - - Generally rocky or dry areas - Fronds 6-30" long, stem light brown. Leaf segments blunt, 0.24-0.6" long, 0.12-0.4" wide.



GOLDENBACK FERN (*Pentagramma triangularis* subsp. *triangularis*) Native Perennial - Brake Fern Family - - - Gen shaded, sometimes rocky or wooded areas - Leaves triangular, 1.2-4" long, undersides either granular green or powdery gold.



COASTAL WOOD FERN (*Dryopteris arguta*) Native Perennial - Wood Fern Family - - - Locally common. Open, wooded slopes, caves - Leaf 12-24" long, 5-12" wide, divided 1-2 times. Segments generally with spine-tipped teeth.



DUNE BENT GRASS (*Agrostis pallens*) Native Perennial - Grass Family - (Jun-Aug) - Common. Open meadows, woodland, forest, subalpine - Lower leaf blades <= 0.2" wide, flat to inrolled. Flower cluster 2-8" long, < 0.8" wide; narrow and arching when young.



SILVER HAIR GRASS (*Aira caryophylla*) Naturalized Annual - Grass Family - (Apr-Jun) - Sandy soils, open or disturbed sites - Flower cluster > 0.6" wide, diffuse with long slender branches. Spikelets about 0.1" long with 2 extended awns.



WILD OAT (*Avena fatua*) Naturalized Annual - Grass Family - (Apr-Jun) - Disturbed sites - Plants 1-5' tall. Spikelets 0.7-1.3" long. Low awn 1-1.6" long. Lemma tip bristles < 0.04" long. Seeds EDIBLE whole or ground for flour. INVASIVE weed.



CALIFORNIA BROME (*Bromus carinatus* var. *carinatus*) Native Perennial - Grass Family - (Apr-Aug) - Coastal prairies, openings in chaparral, plains, open oak and pine woodland - Plant 20-40" tall. Flower cluster 6-16" long. Spikelet 0.8-1.6" long. Lemma 0.5-0.8" long, hairy, awn 0.3-0.6" long.



RIPGUT GRASS (*Bromus diandrus*) Naturalized Annual - Grass Family - (Apr-Jul) - Open, gen disturbed areas - Plant 6-40" tall. Spikelet 1-2.8" long. Lemma body 0.8-1.2" long, awn > 1.2" long. Barbed seeds can stick in flesh of animals. INVASIVE weed.



SOFT CHESS (*Bromus hordeaceus*) Naturalized Annual - Grass Family - (Apr-Jul) - Fields, disturbed areas - Plant 4-26" tall. Leaf hairy. Flower cluster 1-5" long, dense, some stalks > spikelet. Spikelet 0.5-0.9". Lemma 0.26-0.4", awn 0.16-0.4". INVASIVE weed.




RED BROME (*Bromus madritensis* subsp. *rubens*) Naturalized Annual - Grass Family - (Mar-Jun) - Disturbed areas, roadsides - Plant 4-20". Flower cluster condensed, branches obscure, < spikelets. Stem & sheathes hairy. INVASIVE weed.



CHEAT GRASS (*Bromus tectorum*) Naturalized Annual - Grass Family - (May-Aug) - Open, disturbed areas - Plant 2-16" tall. Flower cluster 2-9" long, open, 1-14 spikelets per branch. Spikelet 0.4-0.8". Lemma 0.35-0.5", awn 0.3-0.7". INVASIVE weed.



BRISTLY DOGTAIL GRASS (*Cynosurus echinatus*) Naturalized Annual - Grass Family - (May-Jul) - Open, disturbed sites - Tufted. Stem 4-28" long. Leaf blade 0.1-0.6" wide. Flower cluster 0.4-1.6" long, 1-sided. Fertile and sterile spikelets. INVASIVE weed.



ANNUAL HAIR GRASS (*Deschampsia danthonioides*) Native Annual - Grass Family - (Mar-Aug) - Moist to drying, open sites, meadows, streambanks, vernal pools, occ alkali soil - Stem 4.5-24" long. Lemmas 2, ~0.1", awns from below middle 0.1-0.4" & bent.



WESTERN WILD-RYE (*Elymus glaucus* subsp. *glaucus*) Native Perennial - Grass Family - (Jun-Aug) - Open areas, chaparral, woodland, forest - Tufted. Stem 12-55" tall. Leaf 0.2-0.5" wide, flat. Spikelets 0.3-0.6" long, 2-4 per node. Lemma awn 0.4-1.2" long.



BIG SQUIRRELTAIL (*Elymus multisetus*) Native Perennial - Grass Family - (May-Jul) - Open, sandy to rocky areas - Tufted. Stem 6-24" tall. Leaf 0.06-0.2" wide. Spikelet 0.4-0.6" long. Glume divisions needle-shaped, lemma awn 1-4" long.



BEARDESS WILD RYE (*Elymus triticoides*) Native Perennial - Grass Family - (Jun-Jul) - Dry to moist, often saline, meadows - Plant 18-50" tall, from rhizomes. Flower cluster 2-8" long. Spikelets generally 2/node. Lemmas 3-7, 0.2-0.5" long, awn to 0.12" long.



BROME FESCUE (*Festuca bromoides*) Naturalized Annual - Grass Family - (May-Jun) - Uncommon. Dry, disturbed places, coastal-sage scrub, chaparral - Stem < 20". Inflo 0.6-6" tall, dense, lower branches erect. Spikelet 0.2-0.4" long, awn 0.1-0.3" long.



HAIRY FESCUE (*Festuca microstachys*) Native Annual - Grass Family - (Apr-Jun) - Disturbed, open, gen sandy soils - Stem 6-29". Spikelet 0.2-0.4" long, awn 0.1-0.5" long. Glumes & lemma smooth or hairy.



RYE GRASS (*Festuca perennis*) Naturalized Perennial - Grass Family - (May-Sep) - Dry to moist disturbed sites, abandoned fields - Stem 20-40" tall. Spikelet 0.2-0.9" long, > glume, awned or awnless. Sterile shoots at base. INVASIVE weed.



NORTHERN BARLEY (*Hordeum brachyantherum* subsp. *brachyantherum*) Native Perennial - Grass Family - (May-Aug) - Meadows, pastures, streambanks - Stem 1-3' tall, gen robust. Leaf sheaths gen smooth, blade < 7.5" long. Lemma awn < 0.25".



CALIFORNIA BARLEY (*Hordeum brachyantherum* subsp. *californicum*) Native Perennial - Grass Family - (Mar-Jul) - Meadows, pastures, streambanks - Stem 8-37" tall, gen slender. Leaf sheaths gen densely hairy, blade <= 4.5" long. Lemma awn < 0.3" long.



FOXTAIL BARLEY (*Hordeum jubatum* subsp. *jubatum*) Native Annual-Perennial - Grass Family - (May-Jul) - Roadsides, disturbed areas, meadows, marshes - Stem 8-32", densely tufted. Leaf blades to 6" long. Central lemma awn 1-3.5" long.



MEDITERRANEAN BARLEY (*Hordeum marinum* subsp. *gussoneanum*) Naturalized Annual - Grass Family - (Apr-Jun) - Dry to moist, disturbed sites - Stem 4-20". Leaf blades to 32" long, auricles < 0.08". Central lemma awn 0.25-0.7" long. INVASIVE weed.



HARE BARLEY (*Hordeum murinum* subsp. *leporinum*) Naturalized Annual - Grass Family - (Feb-May) - Moist, gen disturbed sites. Common - Stem 12-43" tall. Central spikelet stalk ~0.06" long. Central floret << lateral florets. INVASIVE weed.



JUNE GRASS (*Koeleria macrantha*) Native Perennial - Grass Family - (May-Jul) - Dry, open sites, clay to rocky soils, shrubland, woodland, conifer forest - Stem 8-32" long. Flower cluster condensed, shiny, branches short-hairy. Spikelet ~0.2" long, no awns.



TORREY'S MELIC (*Melica torreyana*) Native Perennial - Grass Family - (Mar-Jun) - Chaparral, conifer forest - Stem 12-40" tall. Leaf blade 0.04-0.1" wide. Spikelet 0.14-0.28" long w/1-2 florets; sterile tip widest above middle to 0.06", short-hairy lemmas.



ANNUAL BLUE GRASS (*Poa annua*) Naturalized Annual - Grass Family - (Feb-Sep) - Abundant. Disturbed moist ground - Plant 1-8" tall. Leaf blade 0.04-0.12" wide, soft. Flower cluster 0.4-4" long, triangular. Lemmas 0.1-0.16" long.



ONE-SIDED BLUE GRASS (*Poa secunda* subsp. *secunda*) Native Perennial - Grass Family - (Mar-Aug) - Common. Dry slopes to saline/alkaline meadows to alpine - Plant 6-40" tall, densely tufted. Flower clusters congested. Spikelets gen 0.3-0.4" long. Lemmas 0.16-0.2" long, backs rounded.



**DITCH BEARD GRASS** (*Polygogon interruptus*) Native Perennial - Grass Family - (May-Aug) - Common. Streambanks - Stem 20-35" tall, clumped. Leaf 0.2-7.7" long, 0.12-0.24" wide. Flower cluster 0.6-7" long. Glume < 0.1" long, awn < 0.12" long.



**FOOTHILL NEEDLE GRASS** (*Stipa lepida*) Native Perennial - Grass Family - (Mar-Jun) - Dry slopes, chaparral, grassland, savanna, coastal scrub - Stem 14-39" tall. Leaf blade 4.7-9.1" long, narrow. Glumes 0.2-0.6" long. Awn 0.8-2" long.



**PURPLE NEEDLE GRASS** (*Stipa pulchra*) Native Perennial - Grass Family - (Mar-Jun) - Oak woodland, chaparral, grassland - Stem 14-39" long. Leaf blade 4-8" long. Glumes 0.5-0.8" long, ~equal. Awn 1.6-4" long, last segment straight.



**SPREADING RUSH** (*Juncus patens*) Native Perennial - Rush Family - (Jun-Oct) - Marshy places, creeks, seeps - Plant 12-41" tall, densely tufted. Stems blue-gray-green & distinctly grooved when fresh. Stamens 6.



**IRIS-LEAVED RUSH** (*Juncus xiphioides*) Native Perennial - Rush Family - (Jul-Oct) - Wet places - Plant 16-32" tall. Leaf blades 0.2-0.5" wide, flat, Iris-like. Heads many, few-flowered. Anthers 6, < filaments, flowers self-pollinating.



**TALL NUTSEDE** (*Cyperus eragrostis*) Native Perennial - Sedge Family - (May-Nov) - Vernal pools, streambanks - Leaves basal. Flower cluster bracts 4-8. Spikelets 0.2-0.8" long, oblong, in heads to 1.6" wide. Seeds short-stalked.



**COMMON SPIKERUSH** (*Eleocharis macrostachya*) Native Perennial - Sedge Family - (Spring-summer) - Common. Fresh to brackish wetland - Stem 8-39" tall, 0.06-0.1" wide. Spikelet 0.2-1.6" long, 0.08-0.2" wide, style 2-branched.



**GRAND HOUND'S TONGUE** (*Cynoglossum grande*) Native Perennial - Boraginaceae Family - (Feb-May) - Chaparral, woodland - Stem 1-3'. Leaf stalk 3-6". Leaf blade 3-6" cm long, broadly oval. Flowers bright blue w/inner white teeth.



**BABY BLUE-EYES** (*Nemophila menziesii* var. *menziesii*) Native Annual - Borage Family - (Feb–May) - Meadows, grassland, chaparral, woodland, slopes - Plant 4-12". Lower leaves w/6-13 lobes. Flowers bright blue w/white center, 0.2-1.6" wide.



**CALIFORNIA PHACELIA** (*Phacelia californica*) Native Perennial - Borage Family - (Mar–Sep) - Bluffs, open slopes, road cuts, chaparral, woodland - Plant tufted, stiff-hairy. Leaves gen pinnate w/big terminal leaflet. Flowers 0.16-0.28" long, lavender.



**TANSY-LEAF PHACELIA** (*Phacelia tanacetifolia*) Native Annual - Borage Family - (Mar–May) - Sandy to gravelly slopes, open areas - Plant 0.6-39" tall. Leaves divided. Flowers 0.24-0.35" long, blue, persistent in fruit. Seeds 1-2.



**MEDITERRANEAN LINSEED** (*Bellardia trixago*) Naturalized Annual - Broom-rape Family - (Apr–Jun) - Disturbed grassland. - Plant sticky-hairy. - Stem 6-32" tall. - Leaves lance-shaped, toothed. Flowers 0.8-1" long, 2-lipped: upper lip pink, lower lip white. **INVASIVE.**



**COMMON OWL'S-CLOVER** (*Castilleja densiflora* subsp. *densiflora*) Native Annual - Broom-rape Family - (Mar–May) - Grassland - Plant 4-16" tall. Leaves 0.8-3.1" long, narrow-lobed. Flower cluster gen rose-purple. Flower upper lip straight.



**PURPLE OWL'S-CLOVER** (*Castilleja exserta* subsp. *exserta*) Native Annual - Broom-rape Family - (Mar–May) - Open fields, grassland - Plant sticky, short-hairy. Flower cluster tipped white, pale yellow or rose. Flower upper lip hooked, fuzzy.



**DWARF OWL'S CLOVER** (*Triphysaria pusilla*) Native Annual - Broom-rape Family - (Apr–Jun) - Grassland - Plant 2-8" tall, yellow-brown or purple, hairy. Leaves 0.2-1.2" long, 3-9-lobed. Flowers purple (yellow), 0.16-0.28" long, in leaf axils.



**PURPLE SANICLE** (*Sanicula bipinnatifida*) Native Perennial - Carrot Family - (Mar–May) - Open grassland, gen on serpentine, or pine/oak woodland - Plant 5-24" tall. Leaves 1.6-7.5" long, 1-2x divided on a winged central axis. Flowers dark purple. Fruits prickly.





CALIFORNIA MILKWEED (*Asclepias californica*) Native Perennial - Dogbane Family - (Apr-Jul) - Flats, grassy or brushy hillsides - Plant densely white-woolly. Leaves oval. Flowers dark purple, ~ 0.5" long, petals bent back. Food plant for Monarch butterflies.



MULE-EAR CLARKIA (*Clarkia biloba* subsp. *biloba*) Native Annual - Evening Primrose Family - (May-Aug) - Foothill woodland, serpentine or not - Stem < 3.3'. Petals purple-pink, 2-lobed, 0.4-0.6" long, gen 1.5x width. Axis and buds pendant, sepals fused.



FOUR-SPOT (*Clarkia purpurea* subsp. *quadrivulnera*) Native Annual - Evening Primrose Family - (Apr-Aug) - Common. Open, grassy or shrubby places - Buds erect. Petals < 0.6", lavender to dark red. Ovary 8-grooved. Sepals 1's or 2's.



ELEGANT CLARKIA (*Clarkia unguiculata*) Native Annual - Evening Primrose Family - (Apr-Sep) - Common. Woodland - Buds nodding. Axis erect. Petals 0.4-1" long, pink to dark-red, clawed. Sepals united; sepals & ovary w/spreading hairs to 0.1".



CHAPARRAL WILLOWHERB (*Epilobium minutum*) Native Annual - Evening Primrose Family - (Apr-Sep) - Dry, open, disturbed areas, vernal pools, often after fire - Plant < 16" tall. Flower cluster open. Petals 0.1-0.2" long, white or pink. Leaves flat, not clustered.



LONG-BEAKED FILAREE (*Erodium botrys*) Naturalized Annual - Geranium Family - (Mar-Jul) - Dry, open or disturbed sites - Stem 4-35" tall, coarse-hairy. Leaves lobed. Petals pink, 0.3-0.5" long. Sepals w/reddish tip. Fruit beak 2-4.7" long.



REDSTEM FILAREE (*Erodium cicutarium*) Naturalized Annual - Geranium Family - (Feb-Sep) - Open, disturbed sites, grassland, scrub - Stem 4-20". Leaves compound, leaflets dissected. Sepal tip bristly. Petal pink to purple. Fruit beak 0.8-2". INVASIVE.



CUT-LEAVED GERANIUM (*Geranium dissectum*) Naturalized Annual - Geranium Family - (Mar-Jul) - Open, disturbed sites - Stem 3-28" tall, rough-hairy. Leaf blades deeply divided. Petals violet-red, 0.1-0.25" long w/notched tips. Flower stalk sticky. INVASIVE.



HAIRY DOVE'S FOOT GERANIUM (*Geranium molle*) Naturalized Annual - Geranium Family - (Feb–Aug) - Open to shaded sites, disturbed ground - Stem 4-17" tall. Petals red-purple, 0.1-0.4" long, notched. Sepals awnless. Fruit smooth, wrinkled.



WESTERN BLUE-EYED-GRASS (*Sisyrinchium bellum*) Native Perennial - Iris Family - (Mar–May) - Common. Open, gen moist, grassy areas, woodland - Stem < 25" tall. Leaves iris-like. Petals 6, blue-purple with dark veins, 0.4-0.7" long.



GRASS-POLY (*Lythrum hyssopifolia*) Naturalized Annual-Perennial - Loosestrife Family - (Apr–Oct) - Marshes, drying pond margins, disturbed ground - Stem 4-24". Leaves 0.2-1.2" long, ~ elliptical. Petals pink, 0.1-0.2" long. 2 awl-like appendages. INVASIVE weed.



FIELD MADDER (*Sherardia arvensis*) Naturalized Annual - Madder Family - (Mar–Jul) - Pastures, disturbed areas, grassland, dry meadows, oak woodland - Stem 2.8-6.3" long. Leaves in whorls of 5-6, 0.2-0.5" long. Flowers pink or lavender, the 4 lobes < tube.



BULL MALLOW (*Malva nicaeensis*) Naturalized Annual - Mallow Family - (Mar–Jun) - Disturbed places - Stem 0.7-2'. Leaf blade 1.2-4.7" wide, 5-7 shallow lobes. Bractlets egg-shaped, 0.16-0.2" long. Petals pink to blue-violet, 0.2-0.5" long.



COYOTE-MINT (*Monardella villosa* subsp. *villosa*) Native Perennial - Mint Family - (May–Aug) - Dry rocky slopes, oak woods, chaparral - Plant < 20" tall. Leaves ovate, 0.4-0.9" mm long. Flower head 0.4-1.2" wide. Flowers pink to purple.



RADISH (*Raphanus sativus*) Naturalized Annual - Mustard Family - (May–Jul) - Disturbed areas, fields - Stem 16-51" long. Petals 0.6-1" long, white to purple. Fruit a fat cylinder w/constrictions between seeds. INVASIVE weed.



JEWELLED ONION (*Allium serra*) Native Perennial - Onion or Garlic Family - (Apr–May) - Common. Grassy slopes - Flowers pink to rose, crowded, 10-40. "Petals" about 0.2" long, ± erect, ± lance-shaped, papery and folded over fruit when in fruit.



DELTA TULE PEA (*Lathyrus jepsonii* var. *jepsonii*) Native Perennial - Pea Family - (Apr-Aug) - Coastal, estuarine marshes - Plant < 8' tall, smooth. Stem climbing, winged. Flowers 0.6-0.8" long, pink to pink-purple. CNPS: FAIRLY ENDANGERED.



PERENNIAL SWEET PEA (*Lathyrus latifolius*) Naturalized Perennial - Pea Family - (Apr-May) - Disturbed areas, esp roadsides - Stem smooth, robust, broadly winged. Leaflets in 2's. Flowers 0.8-1.2" long, bright pink. Escaped ornamental.



PACIFIC PEA (*Lathyrus vestitus* var. *vestitus*) Native Perennial - Pea Family - (Feb-Jul) - North: Conifer forest. South: chaparral & oak woodland - Stem wings to 0.02" wide. Leaves gen elliptic. Flowers 0.5-0.7" long, pale lavender to purple.



MINIATURE LUPINE (*Lupinus bicolor*) Native Annual - Pea Family - (Mar-Jun) - Abundant. Open or disturbed areas - Plant 4-16", hairy. Flower 0.16-0.4" long, banner longer than wide, upper keel ciliate near tip, pedicel < 0.12". Fruit 0.12-0.24" wide.




CHICK LUPINE (*Lupinus microcarpus* var. *microcarpus*) Native Annual - Pea Family - (Mar-Jun) - Abundant. Open or disturbed areas, occ seeded on roadbanks - Plant 4-32", hairy. Leaves smooth above. Flowers gen pink to purple. Flower bracts shaggy.



ARROYO LUPINE (*Lupinus succulentus*) Native Annual - Pea Family - (Feb-May) - Abundant. Open or disturbed areas, often seeded on roadbanks - Plant 8-40" tall, fleshy, sparsely hairy. Flowers 0.5-0.7" long, whorled, gen blue-purple, petal claws short-hairy.



DECEIVING CLOVER (*Trifolium bifidum* var. *deciens*) Native Annual - Pea Family - (Apr-Jun) - Open, grassy areas, forest - Leaflet tip square/notched. Flower small, yellow to pink-purple, soon reflex. Flower stalk top sparsely hairy.



FOOTHILL CLOVER (*Trifolium ciliolatum*) Native Annual - Pea Family - (Mar-Jun) - Locally common. Grassland, chaparral, disturbed areas - Flower head 0.3-0.8" wide w/vestigial bract. Flowers pink to purple, soon reflexed, bracts w/short, flat bristles.




**PINPOINT CLOVER** (*Trifolium gracilentum*) Native Annual - Pea Family - (Mar–Jun) - Open, disturbed places, occas serpentine - Leaflet tips not deep-notched. Reflexed pink-purple flowers w/point. Flower bracts completely smooth.



**ROSE CLOVER** (*Trifolium hirtum*) Naturalized Annual - Pea Family - (Apr–May) - Disturbed areas, roadsides - Head with 1-2 bract-like leaves immed below. Flowers pink, 0.4-0.6" long, densely-bristly in fruit. **INVASIVE weed.**



**SMALL-HEAD CLOVER** (*Trifolium microcephalum*) Native Annual - Pea Family - (Apr–Aug) - Streambanks, moist, disturbed areas, roadsides, serpentine, conifer forest - Hairy. Head bract cup-like. Flowers pink to lavender, calyx lobes smooth-edged, > flowers.



**TOMCAT CLOVER** (*Trifolium willdenovii*) Native Annual - Pea Family - (Mar–Jun) - Abundant. Disturbed, gen spring-moist, heavy soils, occas serpentine - Head bract wheel-shaped, sharp-lobed. Leaf narrow. Flowers purple w/white tip, 0.3-0.6" long.




**NARROW-LEAVED VETCH** (*Vicia sativa* subsp. *nigra*) Naturalized Annual - Pea Family - (Mar–Jun) - Roadsides, disturbed areas, grassland, open areas in oak and riparian woodlands - Flowers 1-2 at leaf bases, pink-purple to white, 0.4-0.7" long. Leaflets 0.2-0.3" wide.



**SKUNKWEED** (*Navarretia squarrosa*) Native Annual - Phlox Family - (Jun–Aug) - Common. Open, wet, gravelly flats, slopes - Plant 4-24" tall, sticky, with skunk-like odor. Flowers 0.35-0.47" long, dark blue; petal lobes 0.08" long.



**CHINESE-HOUSES** (*Collinsia heterophylla* var. *heterophylla*) Native Annual - Plantain Family - (Mar–Jun) - Shady places in chaparral, open mixed woodland, oak woodland - Plant 4-20" tall. Flowers 0.6-0.8" long, upper lip whitish.



**MOSQUITO-BILLS SHOOTING STAR** (*Dodecatheon hendersonii*) Native Perennial - Primrose Family - (Mar–Jul) - Gen in shady sites - Leaf blade length generally <2x width. Flower parts 4s or 5s. Filament tube solid black.



ITALIAN THISTLE (*Carduus pycnocephalus* subsp. *pycnocephalus*) Naturalized Annual - Sunflower Family - (Mar-Jul) - Roadsides, pastures, disturbed areas - Stems 8-79", narrow spiny-wings. Lower leaves 4-10 lobed, heads 2-5, flower bracts woolly. NOXIOUS.



PURPLE STAR-THISTLE (*Centaurea calcitrapa*) Naturalized Annual-Biennial - Sunflower Family - (Apr-Nov) - Pastures, disturbed places - Plant 8-40"+. Basal leaves 1-2x divided into narrow lobes. Flowers purple with spiny bracts. NOXIOUS weed.



BULL THISTLE (*Cirsium vulgare*) Naturalized Biennial - Sunflower Family - (May-Oct) - Common. Disturbed areas - Plant 12-79" tall. Top of leaves bristly; leaf base forming decurrent wings on stem. Flowers purple, gen 1-2" wide. NOXIOUS weed.



ARTICHOKE THISTLE (*Cynara cardunculus* subsp. *flavescens*) Naturalized Perennial - Sunflower Family - (Apr-Jul) - Disturbed places - Plant 1.6-8" tall. Artichoke head 1.6-6" diam, spine-tipped. Flowers blue or purple, 1.2-2" long. NOXIOUS weed.



MILK THISTLE (*Silybum marianum*) Naturalized Annual-Biennial - Sunflower Family - (Feb-Jun) - Roadsides, pastures, disturbed areas - Stem 1-10', stout. Leaves spiny, shiny green w/white veins and spots. Flowers red-purple. INVASIVE weed.



TWIGGY WREATH PLANT (*Stephanomeria virgata* subsp. *pleurocarpa*) Native Annual - Sunflower Family - (Jun-Nov) - Chaparral openings, grassland - Plant 20-79". Stem leaves oblong, bract-like. Flower bracts not spreading. Flowers 5-6, white to dark pink.



COMMON CALIFORNIA WILD ASTER (*Symphyotrichum chilense*) Native Perennial - Sunflower Family - (Jun-Oct) - Grassland, salt marshes, disturbed places - Plant 16-39", partly hairy. Leaf 1.6-6", 0.2-1.2" wide. Rays violet, 0.3-0.5" long.



PURPLE SALSIFY (*Tragopogon porrifolius*) Naturalized Biennial-Perennial - Sunflower Family - (Mar-Nov) - Common. Disturbed places - Plant 16-39" tall, milky sap. Leaves 0.8-1.6" long, very narrow, waxy blue. Flowers purple.



**FULLER'S TEASEL** (*Dipsacus sativus*) Naturalized Biennial - Teasel Family - (May-Jul) - Disturbed areas, fields, vacant lots, pastures - Plant gen < 6' tall. Leaf pairs fused around stem. Flower cluster lavender, 5-10 cm long, bracts spreading. **INVASIVE** weed.



**ROBUST VERVAIN** (*Verbena lasiostachys* var. *scabrida*) Native Perennial - Vervain Family - (May-Sep) - Open, dry to wet places - Plant 14-32" tall. Leaves green, narrow, 3-lobed, stiff-haired above. Flowers blue to purple on long stalk.



**CURLY DOCK** (*Rumex crispus*) Naturalized Perennial - Buckwheat Family - (All year) - Abundant. Disturbed places - Stem 16-39" tall. Flower cluster dense, valves 0.2-0.24", winged around tubercles, smooth edged. 1 tubercle enlarged. **INVASIVE**.



**WOOLLY FRUITED DESERTPARSLEY** (*Lomatium dasycarpum* subsp. *dasycarpum*) Native Perennial - Carrot Family - (Mar-Jun) - Rocky (gen serpentine), chaparral, woodland - Plant 4-20", short-hairy. Flowers greenish-white, petals and fruit hairy.



**DWARF NETTLE** (*Urtica urens*) Naturalized Annual - Nettle Family - (Jan-Jun) - Disturbed areas, stream banks, shaded areas in grassland, oak woodland, chaparral, coastal-sage scrub, riparian woodland - Leaf teeth sharp. Petals 2 large, 2 small, free to base.



**DUTCHMAN'S PIPE** (*Aristolochia californica*) Native Perennial - Pipevine Family - (Jan-Apr) - Streamsides, forest, chaparral - Soft-hairy vine. Stem < 16' long. Leaf blades 1.2-5.9" long. Flower green to pale brown with purple veins, 0.8-1.6" long, U-shaped.



**LADY'S MANTLE** (*Aphanes occidentalis*) Native Annual - Rose Family - (Mar-May) - Seasonally moist grassland, chaparral, woodland - Plant inconspicuous, soft hairy, < 4" tall. Leaves 0.1-0.5" long, deeply lobed. Flowers yellow-green, < 0.1" long.



**WART SPURGE** (*Euphorbia spathulata*) Native Annual - Spurge Family - (Mar-Jun) - Open, gen disturbed places - Stem 6-17" tall, smooth. Leaves spoon-shaped, 0.4-1.2" long, finely toothed. Gland oblong.



**PYGMY WEED** (*Crassula connata*) Native Annual - Stonecrop Family - (Feb–May) - Open areas - Plants 0.8-2.4"+ tall, red in age. Flowers < 0.1" long, 2 per node; Sepals 4, pointed end. Petals generally < sepals.



**MUGWORT** (*Artemisia douglasiana*) Native Perennial - Sunflower Family - (May–Nov) - Common. Open to shady areas, often in drainages - Plant 20-60" tall. Leaves gen 0.4-4" long, densely hairy below, some 3-5 lobed. Flower bracts hairy.



**DAGGERLEAF COTTONROSE** (*Logfia gallica*) Naturalized Annual - Sunflower Family - (Mar–Jul) - Bare or grassy openings, burns - Plant 1-20" tall, gen cobwebby. Leaves awl-shaped, stiff, > flower heads. Flowers brown to yellow.



**SLENDER WOOLLY-MARBLES** (*Psilocarphus tenellus*) Native Annual - Sunflower Family - (Mar–Jul) - Common. Dry, seasonally moist slopes, flats, burns, trails, rarely vernal pools - Plant hairy. Leaves spoon-shaped. Disk flowers 4-lobed.



**SPINY COCKLEBUR** (*Xanthium spinosum*) Native Annual - Sunflower Family - (Jul–Oct) - Disturbed, seasonally wet, often alkaline sites, in grassland, marshes, watercourses - Plant 4-24". Stem node spines 0.6-1.2" long, golden, gen 3-lobed. Bur 0.4-0.5" long.



**COMMON FIDDLNECK** (*Amsinckia intermedia*) Native Annual - Borage Family - (Mar–Jun) - Abundant. Open, generally disturbed places - Plant 0.5-3' tall. Flowers orange with 5 red spots, 0.3-0.4" long, 0.2-0.4" wide, tube straight.



**WOOLLY PAINTBRUSH** (*Castilleja foliolosa*) Native Perennial - Broom-rape Family - (Mar–Jun) - Dry, open, rocky slopes, edges of chaparral - Plant 1-2' tall, base slightly woody, much branched, woolly. Flower cluster orange-red (occas. yellow-green).



**WARRIOR'S PLUME** (*Pedicularis densiflora*) Native Perennial - Broom-rape Family - (Mar–May) - Dry chaparral, oak/pine forest - Hairy. Stem 2.4-22". Basal leaves 5-28 cm long, 13-41 segments. Flowers deep-red to red-purple, 0.9-1.4" long, lower lip 1/8th upper.




SHEEP SORREL (*Rumex acetosella*) Naturalized Perennial - Buckwheat Family - (Apr-Jul) - ± Disturbed, often acidic places - Stem < 16". Leaf gen basal, blade 0.8-2.4" long, lower arrowhead-shaped w/2 lobes. Flowers yellowish, turn reddish. **INVASIVE.**



SCARLET PIMPERNEL (*Anagallis arvensis*) Naturalized Annual - Myrsine Family - (Mar-May) - Common. Disturbed places, ocean beaches - Plants 2-16" tall. Flowers 0.2-0.3" long, salmon or occasionally blue. Leaves **TOXIC**, can cause dermatitis.



CRIMSON CLOVER (*Trifolium incarnatum*) Naturalized Annual - Pea Family - (May-Aug) - Uncommon. Disturbed areas - Hairy. Leaflets 0.6-0.8" long, wedge-shaped. Flower cluster 0.8-2.4" long, cylindrical. Flowers crimson or white, 0.4-0.6" long.



CALIFORNIA POPPY (*Eschscholzia californica*) Native Perennial - Poppy Family - (Feb-Sep) - Grassy, open areas - Plant 2-24" tall. Flower w/spreading rim <= 0.2". Petals 0.8-2.4" long, early spring = large and orange, fall = smaller and yellow.



WIND POPPY (*Papaver heterophyllum*) Native Annual - Poppy Family - (Apr-May) - Grassy areas, openings in chaparral - Plant 1-2', yellow sap. Petals orange-red, 0.4-0.8" long. Stigma spherical on slender style.



VARIABLE-LEAF NEMOPHILA (*Nemophila heterophylla*) Native Annual - Borage Family - (Feb-Jun) - Common. Forest, chaparral, roadsides, streambanks - Flower 0.1-0.4" long, unspotted, bract appendages < 0.04" long in fruit.



SMALL-FLOWER NEMOPHILA (*Nemophila parviflora* var. *parviflora*) Native Annual - Borage Family - (Mar-Jul) - Woodland, forest, roadsides, slopes - Upper leaves 0.4-1.6" long, gen w/5 deep lobes. Flowers white or blue, 0.08-0.16" long; style < 0.1".



ROCK PHACELIA (*Phacelia imbricata* subsp. *imbricata*) Native Perennial - Borage Family - (Apr-Jul) - Slopes, roadsides, flats, canyons, chaparral, woodland - Plant 8-47", tufted. Leaf segments 7-15. Flowers 0.2-0.3", white. Flower bracts often sticky.





FOOL'S ONION (*Triteleia hyacinthina*) Native Perennial - Brodiaea Family - (Mar-Jul) - Grassland, vernal wet meadows, occ drier slopes - Flowering stem 1-2' tall. Leaves 4-16", 0.16-0.9" wide. Flower stalks 0.2-0.6" long. Flowers white, 0.35-0.6" long.



EAR-SHAPED WILD BUCKWHEAT (*Eriogonum nudum* var. *auriculatum*) Native Perennial - Buckwheat Family - (May-Oct) - Common. Sand or gravel - Plant 5-15 dm. Leaves on stem, curled. Inflor smooth. Flowers white to pink, smooth.



KNOTWEED (*Polygonum aviculare* subsp. *depressum*) Naturalized Annual - Buckwheat Family - (May-Nov) - Disturbed places - Stem 4-20", mat-forming. Flowers 2-8/leaf axil, ~0.1" long, fused 1/2 length, w/white or pink margins.



COMMON STAR LILY (*Toxicoscordion fremontii*) Native Perennial - Bunchflower Family - (Feb-Jun) - Grassy or wooded slopes, outcrops - Stem 16-35" tall. Flower cluster branched or unbranched. Petals 6, white to yellowish, 0.2-0.6" long, > stamens.



BUR-CHERVIL (*Anthriscus caucalis*) Naturalized Annual - Carrot Family - (Apr-Jun) - Generally shady places - Plant 18-40" tall. Flowers white; flower stalk  $\geq$  fruit length. Fruits 0.1-0.2" long with curved "velcro" bristles. Leaves fern-like, triangular outline.



POISON HEMLOCK (*Conium maculatum*) Naturalized Biennial - Carrot Family - (Apr-Jul) - Common. Moist, esp disturbed places - Plants 2-10' tall. Stems purple-spotted. Leaves fern-like, gen 2x divided. Flowers white. TOXIC. INVASIVE weed.



RATTLESNAKE WEED (*Daucus pusillus*) Native Annual - Carrot Family - (Apr-Jun) - Rocky or sandy places - Plant 1-35" tall, usually < 20". Flower clusters with < 13 flowers, all white. Young roots edible. Sap TOXIC to some people, causing dermatitis.



SWEET-CICELY (*Osmorhiza berteroi*) Native Perennial - Carrot Family - (Apr-Jul) - Conifer forest, woodland, disturbed areas - Plant 12-47". Leaflets in 3s, serrate to irreg lobed. Flower white. Fruit 0.5-1", upward pointing barbs, splitting apart below.



**VENUS' NEEDLE** (*Scandix pecten-veneris*)  
Naturalized Annual - Carrot Family - (Apr-Jun) -  
Grassy slopes, roadsides - Plant 6-20" tall. Leaf  
segments finely divided, linear. Flowers white,  
outer petals larger. Fruit 0.2-1" long with a beak  
0.8-2.8" long.



**TALL SOCK-DESTROYER** (*Torilis arvensis*)  
Naturalized Annual - Carrot Family - (Apr-Jul) -  
Disturbed places - Plant erect, 12-40" tall. Flower  
clusters open, > leaf. Fruits 0.1-0.2" long,  
covered with uncurved bristles. Flowers white or  
pinkish. **INVASIVE** weed.



**SHORT SOCK-DESTROYER** (*Torilis nodosa*)  
Naturalized Annual - Carrot Family - (Apr-Jun) -  
Disturbed places - Plant spreading, 4-20" tall.  
Flowers white to red, clusters dense, < leaf. Fruit  
~ 0.1" long, uncurved bristles on outer surface,  
bumps inside.



**WAVYLEAF SOAP PLANT** (*Chlorogalum pomeridianum* var. *pomeridianum*) Native  
Perennial - Century Plant Family - (May-Aug) -  
Common. Open grassland, chaparral, woodland -  
Plant 1-8' tall, flowers at night. Bulb juices lather  
in water.



**CALIFORNIA MAN-ROOT** (*Marah fabacea*)  
Native Perennial - Gourd Family - (Feb-Apr) -  
Streamsides, washes, shrubby open areas - Vine  
6-20' long. Leaves moderately lobed. Flowers  
cream or white, < 0.3" wide. Fruit spiny all over.



**GOOSE GRASS** (*Galium aparine*) Native Annual  
- Madder Family - (Apr-Jun) - Grassy, ± shady  
places - Stem 12-35" long, weak, brittle. Leaves  
0.5-1.6" long, in whorls of 6-8. Flowers white,  
4-lobed. Fruits covered w/short, hooked hairs.



**COMMON MINER'S LETTUCE** (*Claytonia perfoliata* subsp. *perfoliata*) Native Annual -  
Miner's Lettuce Family - (Jan-May) - Vernal  
moist, often shady or disturbed sites - Basal leaf  
length <3x width. Stem leaf gen not angled.  
Seeds shiny w/large appendage.



**COMMON HOREHOUND** (*Marrubium vulgare*)  
Naturalized Perennial - Mint Family - (Mar-Nov) -  
Disturbed sites, gen overgrazed pastures - Stem  
4-24" long. Leaf blades 0.6-2.2" long. Flower  
bract w/10 hook-tipped teeth. Flowers white,  
~0.2" long. **INVASIVE**.



**CLIMBING MORNING-GLORY** (*Calystegia purpurata* subsp. *purpurata*) Native Perennial - Morning-glory Family - (May–Jun) - Chaparral, coastal scrub - Stem strongly climbing. Leaf triangular, lobes strongly angled. Bractlets smooth, small, distant.



**SHEPHERD'S PURSE** (*Capsella bursa-pastoris*) Naturalized Annual - Mustard Family - (Jan–Oct) - Disturbed areas - Stem 4-20" long. Basal leaves 1.2-2.4" long, dandelion-like. Petals white, 0.08-0.16" long. Fruits 0.16-0.35" long, flat, heart-shaped.



**WESTERN BITTER-CRESS** (*Cardamine oligosperma*) Native Annual - Mustard Family - (Mar–Jul) - Wet meadows, shady banks, damp areas - Plants < 16". Leaves divided into 5-9 leaflets. Flowers white, 0.1-0.2" long. Fruit < 0.1" wide.



**PERENNIAL PEPPERGRASS** (*Lepidium latifolium*) Naturalized Perennial - Mustard Family - (Jun–Sep) - Pastures, disturbed areas, fields, grassland, saline meadows, streambanks, sagebrush scrub, edge of marshes - Plant 14-47". Petals white. **NOXIOUS.**



**THREADLEAF PEPPERGRASS** (*Lepidium nitidum*) Native Annual - Mustard Family - (Feb–Mar) - Alkaline soils, pastures, dry vernal pools, fields, beaches - Fruit stalk flat. Fruit smooth, 0.14-0.24" long, cupped, winged.



**WATER CRESS** (*Nasturtium officinale*) Native Perennial - Mustard Family - (Mar–Nov) - Streams, springs, marshes, lake margins, swamps - Stem 4-43" long. Leaflets 3-9, 0.3-1" wide. Petals white, 0.12-0.18" long. **EDIBLE** leaves.



**GULLY LUPINE** (*Lupinus microcarpus* var. *densiflorus*) Native Annual - Pea Family - (Apr–Jun) - Abundant. Open or disturbed areas, occ seeded on roadbanks - Plant 4-32" tall, hairy. Flowers 0.3-0.7" long, white to yellow. Flower bract hairs few, short.



**CALIFORNIA TEA** (*Rupertia physodes*) Native Perennial - Pea Family - (May–Sep) - Woodland - Stem ~1.6'. Leaflets 3, triangular to lance-shaped, 1.4-2.8" long, sticky. Flower bracts not hairy, lobes =. Flowers white or yellow, banner 0.4-0.55" long.



**THIMBLE CLOVER** (*Trifolium microdon*) Native Annual - Pea Family - (Mar-Jun) - Common locally. Open, moist or dry, gen disturbed areas - Short-hairy. Head bract w/flat base. Flowers white to pink. Calyx lobes < 1/2 flower tube length, < flowers.



**SUBTERRANEAN CLOVER** (*Trifolium subterraneum*) Naturalized Annual - Pea Family - (Mar-Apr) - Meadows, roadsides, disturbed areas - Plant hairy, creeping. Leaflets 0.4-0.6" long. Head 0.4" wide. Flowers white, 0.3-0.55" long, fruit in a bur.



**BICOLOR LEPTOSIPHON** (*Leptosiphon bicolor*) Native Annual - Phlox Family - (Mar-Jun) - Common. Open, grassy areas, chaparral, woodland - Plant 0.8-8.3" tall, hairy. Flower lobes ~0.1" long, pink or white; tube red; stigma <=0.02" long.



**STICKY MOUSE-EAR CHICKWEED** (*Cerastium glomeratum*) Naturalized Annual - Pink Family - (Spring) - Dry hillsides, grassland, chaparral, disturbed areas - Flowers 0.1-0.2" long, white, sticky-hairy. Flower bract hairs extend beyond tip; bracts herbaceous.



**SMALL-FLOWER CATCHFLY** (*Silene gallica*) Naturalized Annual - Pink Family - (Spring-early summer) - Fields, disturbed areas - Plant 4-16". Leaves < 1.4" long. Flower cluster short-hairy, bracts sticky-hairy, petal blade 0.2-0.5" long, smooth to notched, white to pink.



**COMMON CHICKWEED** (*Stellaria media*) Naturalized Annual - Pink Family - (Feb-Sep) - Oak woodland, meadows, disturbed areas - Plant 2.8-20" tall. Stem w/line of hairs on 1 side. Sepals 0.12-0.18" long. Petals white, 2-lobed, 0.7-0.9x sepals.



**CALIFORNIA DWARF PLANTAIN** (*Plantago erecta*) Native Annual - Plantain Family - (Mar-May) - Sandy, clay, serpentine soil; grassy slopes, flats, open woodland - Leaf 1.2-5" long, linear, hairy. Flowers + stem 1.2-12" tall, cluster 0.2-1.2" long.



**ENGLISH PLANTAIN** (*Plantago lanceolata*) Naturalized Annual - Plantain Family - (Apr-Aug) - Common. Disturbed areas - Leaves basal, hairy, 2-10" long, <= 1" wide. Flowers + stem 8-31" tall, flower cluster 0.8-3" long. **INVASIVE**, lawn weed.



**STICKY CINQUEFOIL** (*Drymocallis glandulosa* var. *wrangelliana*) Native Perennial - Rose Family - (May-July) - Gen ± shady or moist areas - Stem 8-28". Flower 0.2-0.25" long, pale yellow to cream. Terminal leaflet distinct, unlobed.



**WOODLAND STAR** (*Lithophragma* affine) Native Perennial - Saxifrage Family - (Mar-Apr) - Open, grassy slopes - Plant 4-24" tall. Leaves w/3-5 sharp-toothed shallow lobes, stem leaves alternate. Petals 0.2-0.5" long, white. Hypanthium funnel-shaped.



**YARROW** (*Achillea millefolium*) Native Perennial - Sunflower Family - (Apr-Sep) - Many habitats - Plant 4"-7" tall. Stem white-hairy. Leaves finely dissected. Flower cluster flat-topped. Flowers white to pink. Widely used in folk medicine.



**HAYFIELD TARWEED** (*Hemizonia congesta* subsp. *luzulifolia*) Native Perennial - Sunflower Family - (Mar-Dec) - Disturbed, open, or grassy sites, often clayey soils, serpentine - Plant 2-32" tall. Flowers white, rays 0.2-0.5" long; head bract tips < body.



**CALIFORNIA EVERLASTING** (*Pseudognaphalium californicum*) Native Biennial - Sunflower Family - (Apr-July) - Sandy canyons, dry hills, coastal chaparral - Stem 8-51" tall. Leaves green + glandular on both sides. Heads white, spheric, 0.2-0.24" long.



**CALIFORNIA BUTTERCUP** (*Ranunculus californicus* var. *californicus*) Native Perennial - Buttercup Family - (Mar-Aug) - Grassland, open woodland - Petals 9-17, 0.28-0.55" long, often > 2x width. Fruit body 0.07-0.13" long, 0.05-0.09" wide, smooth.



**PRICKLESEED BUTTERCUP** (*Ranunculus muricatus*) Naturalized Annual - Buttercup Family - (Apr-Jun) - Stream-banks, drainages, low meadows - Plant 6-20". Leaves gen 3-lobed. Petals yellow, 5, 0.16-0.3" long. Fruits 0.2" long with curved bristles.



**FENNEL** (*Foeniculum vulgare*) Naturalized Perennial - Carrot Family - (May-Sep) - Roadsides, disturbed sites - Plants 3-6.5' tall, anise-scented. Stems waxy-blue, canelike. Flowers yellow. Leaf segments thread-like, edible when young. **INVASIVE** weed.




BLADDER PARSNIP (*Lomatium utriculatum*) Native Perennial - Carrot Family - (Feb–May) - Open grassy slopes, meadows, woodland - Plant 4-20" tall, leafy stem. Leaf lobes linear, bases broad. Flowers bright yellow above unfused, round bractlets. Fruit winged.



POISON SANICLE (*Sanicula bipinnata*) Native Perennial - Carrot Family - (Apr–May) - Open grassland or pine/oak woodland - Plants 5-24" tall. Leaves 2x pinnate. Flowers yellow, male flower stalk < fruit. Reported to be slightly TOXIC.



PACIFIC WOODLAND SANICLE (*Sanicula crassicaulis*) Native Perennial - Carrot Family - (Mar–May) - Open slopes, ravines, woodland - Plants stout, 9-47". Leaves 1-5" across with 3-5 deep, palmate lobes and serrate edges. Flowers yellow.



MOUNT DIABLO FAIRY-LANTERN (*Calochortus pulchellus*) Native Perennial - Lily Family - (Apr–Jun) - Wooded slopes, rarely chaparral, gen n aspect - Stem 4-12", gen branched. Petals light yellow, 1-1.3", sparsely hairy inside. CNPS: FAIRLY ENDANGERED.



GOLDEN MONKEYFLOWER (*Mimulus guttatus*) Native Perennial - Lopseed Family - (Mar–Aug) - Common. Wet places, gen terrestrial, occ emergent or floating in mats - Plant 0.8-60". Flower yellow, gen > 0.8" long; mature bracts flattened sideways, inflated in fruit.



CLIMBING BEDSTRAW (*Galium porrigens* var. *porrigens*) Native Perennial - Madder Family - (May–Aug) - Among shrubs in chaparral, forest - Stem 4-59" long. Leaves 0.1-0.7" long, oval to egg-shaped, in whorls of 4. Flowers yellow to red, 4-lobed.



ERECT-POD WINTER CRESS (*Barbarea orthoceras*) Native Perennial - Mustard Family - (Mar–Jul) - Meadows, streambanks, moist woodland, grassland - Stem 8-24". Lower leaves w/large terminal lobe, upper clasping stem. Petals bright yellow, 0.2-0.3" long.



TURNIP (*Brassica rapa*) Naturalized Annual - Mustard Family - (Jan–May) - Disturbed areas - Stem 8-40" tall. Leaves clasping, upper smooth-edged & waxy. Petals yellow, 0.2-0.4" long, stalk 0.3-1"; fruit beak > 0.4". INVASIVE weed.



**SHORTPOD MUSTARD** (*Hirschfeldia incana*)  
Naturalized Biennial-Perennial - Mustard Family -  
(Apr-Oct) - Disturbed areas - Stem 16-60".  
Longest leaves 1.6-4" long, dense-hairy. Petals  
pale yellow, ~0.2" long. Fruit appressed.  
Fall-blooming. **INVASIVE.**



**CREeping WOOD SORREL** (*Oxalis corniculata*)  
Naturalized Perennial - Oxalis Family - (Most of  
Year) - Disturbed areas - Plant < 20" tall, rooting  
at nodes. Leaflets < 0.8" long, in 3s. Petals  
yellow, < 8 mm long. Fruit 0.24-1" long. Possibly  
**TOXIC** to sheep.



**BERMUDA BUTTERCUP** (*Oxalis pes-caprae*)  
Naturalized Perennial - Oxalis Family -  
(Jan-May) - Disturbed areas, roadsides,  
grassland, dunes - Flowering stem < 12" tall.  
Leaflets in 3s, < 1.4" long. Petals yellow, < 1"  
long. Ornamental. **INVASIVE** weed.



**COLCHITA** (*Acmispon brachycarpus*) Native  
Annual - Pea Family - (Mar-Jun) - Abundant.  
Grassland, oak and pine woodland, desert flats  
and mtns, roadsides - Soft, densely hairy, < 16"  
tall. Flower yellow, almost stemless, bract lobes  
1-2x flower tube.



**DEERWEED** (*Acmispon glaber* var. *glaber*)  
Native Perennial - Pea Family - (Mar-Aug) -  
Chaparral, roadsides, coastal sands; common -  
Often shrubby, leaflets 3-6, many clusters of 3-7  
stemless flowers, yellow fading to orange-red,  
0.3-0.5" long.



**CALIFORNIA LOTUS** (*Acmispon wrangelianus*)  
Native Annual - Pea Family - (Mar-Jun) -  
Abundant. Coastal bluffs, chaparral, disturbed  
areas - Low growing. Flowers yellow aging red,  
0.2-0.4" long, almost stemless. Bract lobes same  
length as flower tube.



**BIRD'S-FOOT TREFLOIL** (*Lotus corniculatus*)  
Naturalized Perennial - Pea Family - (Jun-Sep) -  
Open, disturbed areas - Leaflets 5, 0.16-0.9"  
long. Flower cluster 3-7 flowered on 0.6-4.7" stalk.  
Flowers bright yellow, 0.4-0.55" long, banner  
often reddish.



**CALIFORNIA BURCLOVER** (*Medicago*  
*polymorpha*) Naturalized Annual - Pea Family -  
(Mar-Jul) - Common. Chaparral, oak woodland,  
streambanks, roadsides, disturbed areas - Stem  
4-20". Flower yellow, 0.14-0.24" long. Spiny spiral  
fruits. **INVASIVE.**



**SOURCLOVER** (*Melilotus indicus*) Naturalized Annual-Biennial - Pea Family - (Apr–Oct) - Open, disturbed areas - Stem 4-24" long. Leaflets 3, 0.4-1" long. Flowers yellow, ~0.1" long.



**LITTLE HOP CLOVER** (*Trifolium dubium*) Naturalized Annual - Pea Family - (Spring) - Agricultural, disturbed areas, lawns - Heads 0.16-0.3" wide. Flowers bright yellow, age brown, quickly reflex, smooth.



**EUROPEAN SPURGE** (*Euphorbia oblongata*) Naturalized Perennial - Spurge Family - (Jun–Aug) - Disturbed areas - Stem 20-32" tall, densely hairy. Leaves 1.6-2.4" long, alternate, oblong. Flower cluster umbrella-like, gland <0.1", elliptic. NOXIOUS weed.



**BLOW WIVES** (*Achyrachaena mollis*) Native Annual - Sunflower Family - (Mar–Jun) - Common. Grassy sites, often clay soils - Plant 2-24" tall, soft-hairy. Flowers yellow turning red, 0.1-0.5" wide, extend < 0.1" beyond green bracts. Showy, flat scales attached to seeds.



**GIANT NATIVE DANDELION** (*Agoseris grandiflora* var. *grandiflora*) Native Perennial - Sunflower Family - (Apr–Jul) - Grassland, scrub, woodland - Plant 10-40". Leaf lobes point up. Flower rosy-purple, variable-sized bracts. Seed tapers to beak > 2x body length. Leaf lobes point upward.



**YELLOW STAR-THISTLE** (*Centaurea solstitialis*) Naturalized Annual - Sunflower Family - (May–Oct) - Invasive, roadsides, disturbed grassland or woodland - Plant 4-39" tall. Leaves woolly, extend down the stem. Flower bract spines 0.4-1" long. NOXIOUS weed.



**GREAT VALLEY GUMPLANT** (*Grindelia camporum*) Native Perennial - Sunflower Family - (May–Nov) - Sandy or saline bottomland, roadsides - Stem non-woody, 2-8' tall, whitish. Leaves gen resinous. Head to 1.2" wide, bracts bend downward.



**DIABLO HELIANTHELLA** (*Helianthella castanea*) Native Perennial - Sunflower Family - (Apr–Jun) - Open, grassy sites - Stem 4-20" tall. Leaves w/ 1 pair of veins more distinct. Outer head bracts leaf-like, curl around head. CNPS: FAIRLY ENDANGERED.






**BRISTLY OX-TONGUE** (*Helminthotheca echioides*) Naturalized Annual-Biennial - Sunflower Family - (All year) - Common. Disturbed areas - Stem 1-6.5' tall, bristly. Leaf 2-8" long, covered with prickly bumps. Flower heads 0.8-1.6" wide. **INVASIVE weed.**



**BRISTLY GOLDENASTER** (*Heterotheca sessiliflora* subsp. *echioides*) Native Perennial - Sunflower Family - (Jul-Oct) - Grassland, scrub, woodland, open forest, disturbed sites - Plant 2-7 dm, bristly. Leaves flat, to 5 cm long, upper reduced. Head bracts not leafy.



**STICKY TARPLANT** (*Holocarpa virgata* subsp. *virgata*) Native Annual - Sunflower Family - (May-Nov) - Grassland - Plant 8-48" tall, glandular, not very-short-hairy. Heads small, at branch ends. Ray flowers 3-8; disk flowers 9-25, anthers black.



**SMOOTH CAT'S-EAR** (*Hypochaeris glabra*) Naturalized Annual - Sunflower Family - (Mar-Jun) - Common. Disturbed areas, grassland, open woodland - Plant 4-24" tall, smooth. Rays 0.2-0.3" long, barely > head bracts. Only inner fruit beaked. **INVASIVE.**



**ROUGH CAT'S-EAR** (*Hypochaeris radicata*) Naturalized Perennial - Sunflower Family - (Apr-Jul) - Disturbed areas, grassland, open woodland - Plant 4-32" tall, rough-hairy. Rays 0.4-0.6" long, well exceeding head bracts. Fruits all beaked. **INVASIVE weed.**



**PRICKLY LETTUCE** (*Lactuca serriola*) Naturalized Annual - Sunflower Family - (May-Oct) - Abundant. Disturbed places - Stem 1.6-10' tall, prickly-bristly. Leaves deeply-lobed, midvein and edges prickly-bristly. Flowers pale yellow, 0.16-0.2" wide.



**TIDY-TIPS** (*Layia platyglossa*) Native Annual - Sunflower Family - (Feb-Jul) - Many habitats - Plant 1-28" tall, sticky. Leaves narrow. Ray flowers 0.1-0.8" long, yellow w/white tips. Disk anthers gen dark purple.



**GUMWEED** (*Madia gracilis*) Native Annual - Sunflower Family - (Apr-Aug) - Open, semi-shaded or disturbed sites, many habitats, incl serpentine - Plant 2.4-40" tall, hairy, upper half sticky. Leaf 0.4-4" long. Rays yellow, 3-10, 0.06-0.3" long. Bracts 6-10 mm tall.



**PINEAPPLE WEED** (*Matricaria discoidea*) Naturalized Annual - Sunflower Family - (Feb–Aug) - Abundant. Disturbed sites, riverbanks - Plant 4-12" tall, sweet-scented. Heads pineapple-shaped, ~ 0.4" wide; head stalk to 0.6" long.



**COMMON GROUNDSEL** (*Senecio vulgaris*) Naturalized Annual - Sunflower Family - (Feb–Jul) - Common. Disturbed areas - Plant 4-24" tall, not hairy, w/1-10+ stems. Flower head bracts with black-tips. Milky sap.



**CALIFORNIA GOLDENROD** (*Solidago velutina* subsp. *californica*) Native Perennial - Sunflower Family - (May–Nov) - Woodland margins, grassland, disturbed soils - Stem 8-60" tall. Gen densely short-soft-hairy. Flower cluster height 2-4x width.



**PRICKLY SOW THISTLE** (*Sonchus asper* subsp. *asper*) Naturalized Annual - Sunflower Family - (All year) - Common. Slightly moist disturbed sites, along streams - Plant 4-48". Leaf teeth prickly. Basal lobes of upper leaves rounded, curving downward.



**NARROW-LEAVED MULE'S EARS** (*Wyethia angustifolia*) Native Perennial - Sunflower Family - (Apr–Aug) - Grassland - Plant 4-35" tall, rough-hairy. Leaves narrow, veins all similar, base blades 4-20" long. Ray flowers 0.6-1.8" long.



**SMOOTH MULE'S EARS** (*Wyethia glabra*) Native Perennial - Sunflower Family - (Mar–Jun) - Gen shady sites - Plant 4-16" tall, shiny green, no woolly hairs. Leaf basal blades 10-18" long, lance-shaped to oval, shiny. Ray flowers 1-2" long.



**BLUE BLOSSOM** (*Ceanothus thyrsiflorus* var. *thyrsiflorus*) Native Perennial - Buckthorn Family - (Mar–Jun) - Bluffs, slopes, canyons, chaparral, coastal scrub, closed-cone-pine forest - Leaves alternate, 3 main veins. Twigs angled, ridged lengthwise.



**SNOWBERRY** (*Symphoricarpos albus* var. *laevigatus*) Native Perennial - Honeysuckle Family - (May–Jul) - Shady woodland, streambanks, N. slopes - Shrub 20-71" tall. Flowers > 8/cluster, pink, 0.16-0.24" long, bell-shaped, swollen on 1 side.



CREeping SNOWBERRY (*Symphoricarpos mollis*) Native Perennial - Honeysuckle Family - (Apr–May) - Ridges, slopes, open places in woodland - Shrub 6-24" tall, sprawling. Flowers < 8/cluster, pink + often red outside, 0.16" long, bell-shaped, symmetrical.



WOOD ROSE (*Rosa gymnocarpa* var. *gymnocarpa*) Native Perennial - Rose Family - ((Feb)Apr–Jul) - Common. Gen in shade of forest, scrub - Shrub w/straight thorns. Flowers gen solitary, stalks sticky, fruit smooth, sepals deciduous.



CALIFORNIA COFFEE BERRY (*Frangula californica* subsp. *californica*) Native Perennial - Buckthorn Family - (May–Jul) - Coastal-sage scrub, chaparral, forest, woodland - Shrub < 16' tall. Flowers greenish. Leaves smooth beneath.



MONTEREY PINE (*Pinus radiata*) Native Perennial - Pine Family - - - Closed-cone-pine forest, oak woodland - Tree < 125' tall. Mature bark black, deep-grooved. Needles 3 per bundle, 2.4-5.9" long. Seed cone 2.4-6" long, asymmetric, opening 2nd year.



BIG-LEAF MAPLE (*Acer macrophyllum*) Native Perennial - Soapberry Family - (Mar–Jun) - Common. Streambanks, canyons - Tree < 100'. Leaves 5-lobed, 3-6" long, 4-10" wide. Group of 20-90 hanging flowers appear after leaves. Winged seeds.



WESTERN POISON OAK (*Toxicodendron diversilobum*) Native Perennial - Sumac Family - (Apr–Jun) - Canyons, slopes, chaparral, coastal scrub, oak woodland - Shrub or vine. Leaflets 3, red in fall, mid leaflet stalked. Flowers green. Fruits white. TOXIC.



CALIFORNIA SAGEBRUSH (*Artemisia californica*) Native Perennial - Sunflower Family - (Aug–Nov) - Coastal scrub, chaparral, open woodland - Shrub 2-8.5' tall, rounded. Leaves 0.4-4", hairy, thread-like. It green to gray. Flower heads < 5 mm wide. Sage-scented.



N. CALIFORNIA BLACK WALNUT (*Juglans hindsii*) Native Perennial - Walnut Family - (Apr–May) - Along streams, disturbed slopes - Tree 20-75'. Leaflets 13-21, 3-5". Fruit 1.4-2" wide. CNPS: SERIOUSLY ENDANGERED (unplanted).



FREMONT COTTONWOOD (*Populus fremontii* subsp. *fremontii*) Native Perennial - Willow Family - (Mar–Apr) - Scattered. Alluvial bottomland, streambanks - Tree < 66' tall. Leaves heart-shaped to triangular, coarsely scalloped, blade 1.2-2.8" long.



CHAPARRAL CLEMATIS (*Clematis lasiantha*) Native Perennial - Buttercup Family - (Jan–Jun) - Hillsides, chaparral, open woodland - Woody vine. Leaflets 3-5, +3-lobed. Flowers gen 1, in spring; sepals white to cream, 0.4-0.8" long.



HILLSIDE GOOSEBERRY (*Ribes californicum* var. *californicum*) Native Perennial - Gooseberry Family - (Feb–Mar) - Forest openings, woodland - Shrub < 5' tall. Leaf blades 0.4-1.2" long, not sticky. Sepals greenish, petals 0.12" long, white.



BLUE ELDERBERRY (*Sambucus nigra* subsp. *caerulea*) Native Perennial - Muskroot Family - (Mar–Sep) - Common. Streambanks, open places in forest - Shrub 7-26' tall. Flower cluster flat-topped, 1.6-13" diam, petals spreading. Fruits waxy blue-black.



BLUE GUM (*Eucalyptus globulus*) Naturalized Perennial - Myrtle Family - (Oct–Jan) - Common. Disturbed areas - Tree < 200' tall. Flowers single, large, gen stemless. Leaves 4-12" long, 1-1.6" wide; used medicinally by Aborigines. INVASIVE weed.



CHAMISE (*Adenostoma fasciculatum* var. *fasciculatum*) Native Perennial - Rose Family - (May–Jun) - Dry slopes, ridges, chaparral - Shrub or small tree < 13' tall. Flowers cream to white. Leaves narrow, shiny with flammable oils in warm weather.



SILVERLEAF COTONEASTER (*Cotoneaster pannosus*) Naturalized Perennial - Rose Family - (May–Jul) - Disturbed places, mixed-evergreen forest - Leaves 0.8-1.4" long, pointed tip, smooth above. Petals white, spreading. Fruit red. INVASIVE weed.



CHRISTMAS BERRY / TOYON (*Heteromeles arbutifolia*) Native Perennial - Rose Family - ((May)Jun–Aug) - Chaparral, oak woodland, mixed-evergreen forest - Shrub-tree < 33' tall, evergreen. Leaf 2-4" long. Petals white, < 0.16" long. Fruit bright red.



OCEANSPRAY (*Holodiscus discolor* var. *discolor*) Native Perennial - Rose Family - (May-Aug) - Moist woodland edges, rocky slopes - Shrub 5-20' tall. Leaf blade 0.6-3.1" long, toothed at end. Flower cluster 0.8-10" long. Petals white, ~0.07" long.



OSO BERRY (*Oemleria cerasiformis*) Native Perennial - Rose Family - (Feb-Apr) - Chaparral, canyons, streambanks, lowland wet to dry open woodland, coast to shaded conifer forest - Shrub 3-20'. Leaf 2-5" long. Flower cluster 1.2-4". Petals white, 0.12-0.24".



WESTERN CHOKE CHERRY (*Prunus virginiana* var. *demissa*) Native Perennial - Rose Family - (May-Jun) - Rocky slopes, canyons, scrubland, oak/pine woodland - Shrub/tree < 20'. Leaf blade 1.2-4" long. Flowers 18+, petals white, 0.16-0.3" long.



WOOLLY FIRETHORN (*Pyracantha angustifolia*) Naturalized Perennial - Rose Family - (Feb-Jun) - Disturbed areas, fencerows, abandoned fields, roadsides - Plant < 13', gray-hairy. Leaves narrow, entire. Calyx and below leaves often woolly. INVASIVE.



HIMALAYAN BLACKBERRY (*Rubus armeniacus*) Naturalized Perennial - Rose Family - (Mar-Jun) - Common. Disturbed areas, roadsides - Shrub w/thorny 5-angled stem. Leaflets 3-5, white-hairy beneath. Blackberry-type fruit. INVASIVE.



THIMBLEBERRY (*Rubus parviflorus*) Native Perennial - Rose Family - (Mar-Aug) - Common; moist semi-shaded areas, esp edges of woodland - Shrub 0.5-2 m tall, not prickly. Petals 0.5-0.9" long, white. Leaves simple, 3-5 lobed. Raspberry-type fruit.



WESTERN HOP TREE (*Ptelea crenulata*) Native Perennial - Rue Family - (Apr-May) - Scrub, woodland - Shrub/tree < 16' tall. Leaflets 3, 0.8-2.8" long, citrus odor when crushed. Petals green-white, 0.16-0.2" long, fragrant. Fruits 1-2 cm long.



CALIFORNIA BUCKEYE (*Aesculus californica*) Native Perennial - Soapberry Family - (May-Jun) - Dry slopes, canyons, borders of streams - Large shrub or tree 13-39' tall. 5-7 leaflets. Flowers white to pale rose. Large seeds toxic but edible after leaching out saponins.



COYOTE BRUSH (*Baccharis pilularis* subsp. *consanguinea*) Native Perennial - Sunflower Family - (Jul-Dec) - Coastal bluffs, woodland, grassland, disturbed sites, occ on serpentine - Shrub < 15' tall, brittle, common. Leaves gen 0.6-1.6" long.



WESTERN LEATHERWOOD (*Dirca occidentalis*) Native Perennial - Daphne Family - (Nov-Mar) - Gen n facing slopes, mixed-evergreen forest to chaparral, gen fog belt - Shrub 3-10'. Flowers yellow, 1-4 per group, open before/with leaves. CNPS: Fairly ENDANGERED.



CALIFORNIA BAY (*Umbellularia californica*) Native Perennial - Laurel Family - (Nov-May) - Common. Canyons, valleys, chaparral - Tree < 150' tall. Leaf 1.2-4", 0.6-1.2" wide, aromatic. Cluster of 5-10 small, yellow or yellow-green flowers. Fruit 0.8-1" diam.



BUSH MONKEYFLOWER (*Mimulus aurantiacus* var. *aurantiacus*) Native Perennial - Lopseed Family - (Mar-Jun) - Disturbed areas, coastal cliffs, canyon sides - Shrub 4-60". Flowers yellow, orange or red; 1-2.3" long; bract tube glabrous.



BLACKWOOD ACACIA (*Acacia melanoxylon*) Naturalized Perennial - Pea Family - (Feb-Mar) - Uncommon. Disturbed areas - Tree < 100' tall. Leaves simple, 0.2-1.2" wide, 3-5 main veins. Flowers pale yellow, 2-8 per head. INVASIVE weed.



GOLDEN-YARROW (*Eriophyllum confertiflorum* var. *confertiflorum*) Native Perennial - Sunflower Family - (Apr-Aug) - Many dry habitats - Shrubby, 8-28" tall. Leaves 0.4-2" long, deeply 3-5 lobed. Flowers yellow; rays 4-6, 0.08-0.2" long; head bracts 4-7.



RED WILLOW (*Salix laevigata*) Native Perennial - Willow Family - (Dec-Jun) - Common. Riverbanks, seepage areas, lakeshores, canyons - Tree bark fissured. Leaf lanceolate, glaucous below, gen w/stalk glands. Stamens 5. Fruit glabrous.



ARROYO WILLOW (*Salix lasiolepis*) Native Perennial - Willow Family - (Jan-Jun) - Common. Shores, marshes, meadows, etc - Shrub-tree, bark smooth. Leaf-like stipules. Leaf egg-shaped, waxy below. Fruit smooth, bract persistent, dark, stamens 2.



