



Wild Plants of Claremont Canyon Regional Preserve

Common Name Version

A Photographic Guide

Sorted by Form, Color and Family
with Habitat Descriptions and Identification Notes

Photographs and text by Wilde Legard
District Botanist, East Bay Regional Park District

East Bay 
Regional Park District

New Revised and Expanded Edition - Includes the latest
scientific names, habitat descriptions and identification notes

A Photographic Guide to the Wild Plants of Claremont Canyon Regional Preserve

More than 2,000 species of native and naturalized plants grow wild in the San Francisco Bay Area. Most are very difficult to identify without the help of good illustrations. This is designed to be a simple, color photo guide to help you identify some of these plants. This guide is published electronically in Adobe Acrobat® format so that it can easily be updated as additional photographs become available. You have permission to freely download, distribute and print this guide for individual use. Photographs are © 2014 Wilde Legard, all rights reserved.

In this guide, the included plants are sorted first by form (Ferns & Fern-like, Grasses & Grass-like, Herbaceous, Woody), then by most common flower color, and finally by similar looking flowers (grouped by genus within each family). Each photograph has the following information, separated by '-':

COMMON NAME	According to <i>The Jepson Manual: Vascular Plants of California, Second Edition (JM2)</i> and other references (not standardized).
(Scientific Name)	According to <i>JM2</i> and <i>eFlora</i> (ucjeps.berkeley.edu/IJM.html).
Origin & Longevity	Native, Naturalized, or Waif (not reproducing without human care). Annual, Biennial, Perennial, or a combination.
Family Name	Common family name according to <i>JM2</i> ,
(Bloom date range)	Period during the year when the plant blooms, according to <i>JM2</i> and other sources. '-' if plant does not bloom (ie. Ferns).
Habitat	Habitat description according to <i>JM2</i> and other sources.
ID Characteristics	Plant description with identification characteristics and other notes, based on multiple sources including: <i>Annotated Checklist of the East Bay Flora, Second Edition (2013)</i> , <i>JM2</i> , <i>Plants of the San Francisco Bay Region (Revised Edition)</i> , and <i>Weeds of California and Other Western States</i> .
Additional notes	Occasionally, an additional note may appear (ie. NOXIOUS weed, INVASIVE weed, Fed & Calif. ENDANGERED, etc.).

Revision: 3/2/2014

Fern-like - Green/Brown

Wild Plants of Claremont Canyon Regional Preserve - Sorted by Form, Color and Family

Page 1



BRACKEN FERN (*Pteridium aquilinum* var. *pubescens*) Native Perennial - Bracken Family - - Pastures, woodland, meadows, hillsides, partial to full sun - Leaf blades widely-triangular, gen 0.5-5' long, gen 3x divided, hairy underneath.



GOLDENBACK FERN (*Pentagramma triangularis* subsp. *triangularis*) Native Perennial - Brake Fern Family - - - Gen shaded, sometimes rocky or wooded areas - Leaves triangular, 1.2-4" long, undersides either granular green or powdery gold.



WESTERN LADY FERN (*Athyrium filix-femina* var. *cyclosorum*) Native Perennial - Cliff Fern Family - - - Woodland, along streams, seepage area - Leaves gen 12-39" long, broadest near middle, 1-2 divided, ultimate divisions rounded.



POLYPODY FERN (*Polypodium calirhiza*) Native Perennial - Polypody Family - - - On plants, rocky cliffs or outcrops, roadcuts, often granitic or volcanic, rarely dunes - Leaf blades 4-8" long, often widest above base, deeply lobed.



COASTAL WOOD FERN (*Dryopteris arguta*)
Native Perennial - Wood Fern Family - - - Locally common. Open, wooded slopes, caves - Leaf 12-24" long, 5-12" wide, divided 1-2 times. Segments generally with spine-tipped teeth.



WESTERN SWORD FERN (*Polystichum munitum*) Native Perennial - Wood Fern Family - - - Common. Wooded hillsides, shaded slopes, rarely cliffs, outcrops - Fronds gen 20-48" long, divided once. Segments usually separate, teeth point to tips, scaly rachis.



DUNE BENT GRASS (*Agrostis pallens*) Native Perennial - Grass Family - (Jun-Aug) - Common. Open meadows, woodland, forest, subalpine - Lower leaf blades ≤ 0.2 " wide, flat to inrolled. Flower cluster 2-8" long, < 0.8 " wide; narrow and arching when young.



SILVER HAIR GRASS (*Aira caryophylla*)
Naturalized Annual - Grass Family - (Apr-Jun) - Sandy soils, open or disturbed sites - Flower cluster > 0.6 " wide, diffuse with long slender branches. Spikelets about 0.1" long with 2 extended awns.



SLENDER WILD OAT (*Avena barbata*)
Naturalized Annual - Grass Family - (Mar-Jun) - Disturbed sites - Plants gen 24-32". Spikelets 0.8-1.2" long. Awns 0.8-1.8" long. Lemma tip bristles ≥ 0.1 " long. Seeds EDIBLE whole or ground for flour. INVASIVE weed.



WILD OAT (*Avena fatua*) Naturalized Annual - Grass Family - (Apr-Jun) - Disturbed sites - Plants 1-5' tall. Spikelets 0.7-1.3" long. Low awn 1-1.6" long. Lemma tip bristles < 0.04 " long. Seeds EDIBLE whole or ground for flour. INVASIVE weed.



RATTLESNAKE GRASS (*Briza maxima*)
Naturalized Annual - Grass Family - (Apr-Jul) - Shaded sites, roadsides, pastures, weedy on coastal dunes - Stem 8-35" tall. Spikelets 0.4-0.75" long, resemble rattlesnake rattles. INVASIVE weed.



CALIFORNIA BROME (*Bromus carinatus* var. *carinatus*) Native Perennial - Grass Family - (Apr-Aug) - Coastal prairies, openings in chaparral, plains, open oak and pine woodland - Plant 20-40" tall. Flower cluster 6-16" long. Spikelet 0.8-1.6" long. Lemma 0.5-0.8" long, hairy, awn 0.3-0.6" long.



RIPGUT GRASS (*Bromus diandrus*) Naturalized Annual - Grass Family - (Apr-Jul) - Open, gen disturbed areas - Plant 6-40" tall. Spikelet 1-2.8" long. Lemma body 0.8-1.2" long, awn > 1.2" long. Barbed seeds can stick in flesh of animals. **INVASIVE weed.**



SOFT CHESS (*Bromus hordeaceus*) Naturalized Annual - Grass Family - (Apr-Jul) - Fields, disturbed areas - Plant 4-26" tall. Leaf hairy. Flower cluster 1-5" long, dense, some stalks > spikelet. Spikelet 0.5-0.9". Lemma 0.26-0.4", awn 0.16-0.4". **INVASIVE weed.**



FOXTAIL CHESS (*Bromus madritensis* subsp. *madritensis*) Naturalized Annual - Grass Family - (Apr-Jan) - Disturbed areas, roadsides - Plants 4-20" tall. Stem and sheathes smooth. Flower cluster branches visible, lower spikelets erect, > stalk.



RED BROME (*Bromus madritensis* subsp. *rubens*) Naturalized Annual - Grass Family - (Mar-Jun) - Disturbed areas, roadsides - Plant 4-20". Flower cluster condensed, branches obscure, < spikelets. Stem & sheathes hairy. **INVASIVE weed.**



HAIRY PAMPAS GRASS (*Cortaderia jubata*) Naturalized Perennial - Grass Family - (Sep-Feb) - Disturbed sites, many habitats, esp coastal - Plant 6-23' tall. Leaf blades 0.1-0.5" wide, sheathes hairy. **NOXIOUS weed.**



BRISTLY DOGTAIL GRASS (*Cynosurus echinatus*) Naturalized Annual - Grass Family - (May-Jul) - Open, disturbed sites - Tufted. Stem 4-28" long. Leaf blade 0.1-0.6" wide. Flower cluster 0.4-1.6" long, 1-sided. Fertile and sterile spikelets. **INVASIVE weed.**



ORCHARD GRASS (*Dactylis glomerata*) Naturalized Perennial - Grass Family - (May-Aug) - Disturbed, often moist sites - Stems 2-5, 12-79"+ tall. Leaf blade 0.12-0.24" wide. Flower cluster 1.6-8" long. Spikelets crowded on 1 side. Lemmas short-awned at tip. **INVASIVE weed.**




PANIC VELDT GRASS (*Ehrharta erecta*) Naturalized Perennial - Grass Family - (Mar-Jun) - Disturbed, often shady, moist sites - Stem 16-39" tall. Leaves 2-6" long, 0.16-0.6" wide. Flower cluster 2.4-8" long. Spikelet 0.12-0.24" long, wrinkled palea. **INVASIVE weed.**



WESTERN WILD-RYE (*Elymus glaucus* subsp. *glaucus*) Native Perennial - Grass Family - (Jun-Aug) - Open areas, chaparral, woodland, forest - Tufted. Stem 12-55" tall. Leaf 0.2-0.5" wide, flat. Spikelets 0.3-0.6" long, 2-4 per node. Lemma awn 0.4-1.2" long.



BIG SQUIRRELTAIL (*Elymus multisetus*) Native Perennial - Grass Family - (May-Jul) - Open, sandy to rocky areas - Tufted. Stem 6-24" tall. Leaf 0.06-0.2" wide. Spikelet 0.4-0.6" long. Glume divisions needle-shaped, lemma awn 1-4" long.



BROME FESCUE (*Festuca bromoides*) Naturalized Annual - Grass Family - (May-Jun) - Uncommon. Dry, disturbed places, coastal-sage scrub, chaparral - Stem < 20". Inflo 0.6-6" tall, dense, lower branches erect. Spikelet 0.2-0.4" long, awn 0.1-0.3" long.



IDAHO FESCUE (*Festuca idahoensis*) Native Perennial - Grass Family - (Jul-Sep) - Dry, open or shady places - Stem 12-40" tall, gen densely clumped. Leaf sheath at least half open, smooth, persistent. Spikelet 0.3-0.7" long, florets 3-9, awn 0.04-0.24" long.



RYE GRASS (*Festuca perennis*) Naturalized Perennial - Grass Family - (May-Sep) - Dry to moist disturbed sites, abandoned fields - Stem 20-40" tall. Spikelet 0.2-0.9" long, > glume, awned or awnless. Sterile shoots at base. INVASIVE weed.



RED FESCUE (*Festuca rubra*) Native Perennial - Grass Family - (May-Jul) - Sand dunes, grassland, subalpine forest - Plant 12-32", hairy, clumped, w/closed sheath. Generally with rhizomes. Spikelets 0.4-0.5", florets 3-10, awns < 0.16" long.



MEDITERRANEAN BARLEY (*Hordeum marinum* subsp. *gussoneanum*) Naturalized Annual - Grass Family - (Apr-Jun) - Dry to moist, disturbed sites - Stem 4-20". Leaf blades to 32" long, auricles < 0.08". Central lemma awn 0.25-0.7" long. INVASIVE weed.



HARE BARLEY (*Hordeum murinum* subsp. *leporinum*) Naturalized Annual - Grass Family - (Feb-May) - Moist, gen disturbed sites. Common - Stem 12-43" tall. Central spikelet stalk ~0.06" long, auricles < 0.08". Central lemma awn 0.25-0.7" long. INVASIVE weed.




WALL BARLEY (*Hordeum murinum* subsp. *murinum*) Naturalized Annual - Grass Family - (Feb–May) - Moist, gen disturbed sites - Stem 1-2'. Leaf auricles notable. Central spikelet stalk 0-0.02". Central floret gen = lateral florets. **INVASIVE weed.**




JUNE GRASS (*Koeleria macrantha*) Native Perennial - Grass Family - (May–Jul) - Dry, open sites, clay to rocky soils, shrubland, woodland, conifer forest - Stem 8-32" long. Flower cluster condensed, shiny, branches short-hairy. Spikelet ~0.2" long, no awns.



CALIFORNIA MELIC (*Melica californica*) Native Perennial - Grass Family - (Apr–May) - Open or rocky hillsides, oak woodland, conifer forest - Stem 16-55". Leaf 0.06-0.2" wide. Spiklet 0.2-0.6" long, w/3-7 fertile florets; sterile tip widest above middle, tip squared.



TORREY'S MELIC (*Melica torreyana*) Native Perennial - Grass Family - (Mar–Jun) - Chaparral, conifer forest - Stem 12-40" tall. Leaf blade 0.04-0.1" wide. Spikelet 0.14-0.28" long w/1-2 florets; sterile tip widest above middle to 0.06", short-hairy lemmas.



HARDING GRASS (*Phalaris aquatica*) Naturalized Perennial - Grass Family - (Apr–Aug) - Disturbed areas, roadsides - Plant 16-79" tall, tufted. Flower cluster 0.6-6" long, unbranched. Lower florets 1 or more unequal. Glume wing untoothed. **INVASIVE weed.**



ANNUAL BLUE GRASS (*Poa annua*) Naturalized Annual - Grass Family - (Feb–Sep) - Abundant. Disturbed moist ground - Plant 1-8" tall. Leaf blade 0.04-0.12" wide, soft. Flower cluster 0.4-4" long, triangular. Lemmas 0.1-0.16" long.



ONE-SIDED BLUE GRASS (*Poa secunda* subsp. *secunda*) Native Perennial - Grass Family - (Mar–Aug) - Common. Dry slopes to saline/alkaline meadows to alpine - Plant 6-40" tall, densely tufted. Flower clusters congested. Spikelets gen 0.3-0.4" long. Lemmas 0.16-0.2" long, backs rounded.




FOOTHILL NEEDLE GRASS (*Stipa lepidota*) Native Perennial - Grass Family - (Mar–Jun) - Dry slopes, chaparral, grassland, savanna, coastal scrub - Stem 14-39" tall. Leaf blade 4.7-9.1" long, narrow. Glumes 0.2-0.6" long. Awn 0.8-2" long.



PURPLE NEEDLE GRASS (*Stipa pulchra*) Native Perennial - Grass Family - (Mar-Jun) - Oak woodland, chaparral, grassland - Stem 14-39" long. Leaf blade 4-8" long. Glumes 0.5-0.8" long, ~equal. Awn 1.6-4" long, last segment straight.



SPREADING RUSH (*Juncus patens*) Native Perennial - Rush Family - (Jun-Oct) - Marshy places, creeks, seeps - Plant 12-41" tall, densely tufted. Stems blue-gray-green & distinctly grooved when fresh. Stamens 6.



SANTA BARBARA SEDGE (*Carex barbarae*) - Native Perennial - Sedge Family - (May-Aug) - Seasonally wet places - Stem 6-36" tall, base brown to purple. Lowest flower cluster "leaves" < 4" long. Spikelets brown, 1-3" long, 0.2-0.3" wide.



TALL NUTSEDGE (*Cyperus eragrostis*) Native Perennial - Sedge Family - (May-Nov) - Vernal pools, streambanks - Leaves basal. Flower cluster bracts 4-8. Spikelets 0.2-0.8" long, oblong, in heads to 1.6" wide. Seeds short-stalked.



GRAND HOUND'S TONGUE (*Cynoglossum grande*) Native Perennial - Borage Family - (Feb-May) - Chaparral, woodland - Stem 1-3'. Leaf stalk 3-6". Leaf blade 3-6" cm long, broadly oval. Flowers bright blue w/inner white teeth.



BROADLEAVED FORGET-ME-NOT (*Myosotis latifolia*) Naturalized Perennial - Borage Family - (Feb-Jul) - Moist, disturbed, shady places - Stem < 28" long, base woody. Leaves to 0.8" wide. Flowers light blue, 0.2-0.4" wide. INVASIVE weed.



BABY BLUE-EYES (*Nemophila menziesii* var. *menziesii*) Native Annual - Borage Family - (Feb-May) - Meadows, grassland, chaparral, woodland, slopes - Plant 4-12". Lower leaves w/6-13 lobes. Flowers bright blue w/white center, 0.2-1.6" wide.



CALIFORNIA PHACELIA (*Phacelia californica*) Native Perennial - Borage Family - (Mar-Sep) - Bluffs, open slopes, road cuts, chaparral, woodland - Plant tufted, stiff-hairy. Leaves gen pinnate w/big terminal leaflet. Flowers 0.16-0.28" long, lavender.



BLUE DICKS (*Dichelostemma capitatum* subsp. *capitatum*) Native Perennial - Brodiaea Family - (Mar-Jun) - Open woodland, scrub, desert, grassland - Plant 2-28" tall. Flowers blue-purple, not narrowed in the middle. Stamens 6. Early spring bloomer.



FORK-TOOTHED OOKOW (*Dichelostemma congestum*) Native Perennial - Brodiaea Family - (Apr-Jun) - Open woodland, grassland - Plant 12-35" tall. Flowers blue-purple, narrowed above ovary. Stamens 3. Late spring bloomer.



ITHURIEL'S SPEAR (*Triteleia laxa*) Native Perennial - Brodiaea Family - (Apr-Jun) - Common. Open forest, conifer or foothill woodland, grassland on clay soil - Flower stem 4-28". Leaves 8-16", 0.16-1" wide. Flowers blue, blue-purple or white, 0.7-1.9" long.



MEDITERRANEAN LINSEED (*Bellardia trixago*) Naturalized Annual - Broom-rape Family - (Apr-Jun) - Disturbed grassland. - Plant sticky-hairy. Stem 6-32" tall. Leaves lance-shaped, toothed. Flowers 0.8-1" long, 2-lipped: upper lip pink, lower lip white. **INVASIVE.**



GIANT TRILLIUM (*Trillium chloropetalum*) Native Perennial - Bunchflower Family - (Apr-May) - Edges of redwood forest, chaparral, gen moist slopes, canyon banks in alluvial soils - Flowers dark purple to white, sessile. Petals 2.6-4" long, odor rose-like or spicy.



COAST LARKSPUR (*Delphinium decorum* subsp. *decorum*) Native Perennial - Buttercup Family - (Mar-May) - Open coastal grassland, chaparral - Stems 3-14" tall. Leaves short-hairy under, with few-toothed lobes. Flowers few, dark blue-purple.



PURPLE SANICLE (*Sanicula bipinnatifida*) Native Perennial - Carrot Family - (Mar-May) - Open grassland, gen on serpentine, or pine/oak woodland - Plant 5-24" tall. Leaves 1.6-7.5" long, 1-2x divided on a winged central axis. Flowers dark purple. Fruits prickly.



GREATER PERIWINKLE (*Vinca major*) Naturalized Perennial - Dogbane Family - (Mar-Jun(Jan)) - Coastal bluffs, sheltered places, esp along stream beds - Plant sprawling. Leaf blade ~ 2.8" long, oval. Flower purple-blue, 1.2-2" wide at top. **INVASIVE weed.**



PANICLED / WEEDY WILLOWHERB (*Epilobium brachycarpum*) Native Annual - Evening Primrose Family - (Jun-Sep) - Common. Dry open or disturbed woodland, grassland, roadsides - Plant 8-79" tall, diffuse. Petals 2-15 mm long, white to rose-purple.



NARROW-LEAF FLAX (*Linum bienne*) Naturalized Perennial - Flax Family - (Mar-Jun) - Garden escape; grassland, woodland, disturbed places, esp coastal - Plant 2.4-24" tall. Petals light blue, 0.24-0.4" long. Fruit 0.16-0.24" wide. Garden escape.



LONG-BEAKED FILAREE (*Erodium botrys*) Naturalized Annual - Geranium Family - (Mar-Jul) - Dry, open or disturbed sites - Stem 4-35" tall, coarse-hairy. Leaves lobed. Petals pink, 0.3-0.5" long. Sepals w/reddish tip. Fruit beak 2-4.7" long.



REDSTEM FILAREE (*Erodium cicutarium*) Naturalized Annual - Geranium Family - (Feb-Sep) - Open, disturbed sites, grassland, scrub - Stem 4-20". Leaves compound, leaflets dissected. Sepal tip bristly. Petal pink to purple. Fruit beak 0.8-2". INVASIVE.



GREENSTEM FILAREE (*Erodium moschatum*) Naturalized Annual - Geranium Family - (Feb-Sep) - Open, disturbed sites - Stem 4-24", short-hairy. Leaves compound, leaflets toothed. Sepal tip glabrous. Petals 0.4-0.6" long, pink. Fruit beak 0.8-1.6" long.



CUT-LEAVED GERANIUM (*Geranium dissectum*) Naturalized Annual - Geranium Family - (Mar-Jul) - Open, disturbed sites - Stem 3-28" tall, rough-hairy. Leaf blades deeply divided. Petals violet-red, 0.1-0.25" long w/notched tips. Flower stalk sticky. INVASIVE.



HAIRY DOVE'S FOOT GERANIUM (*Geranium molle*) Naturalized Annual - Geranium Family - (Feb-Aug) - Open to shaded sites, disturbed ground - Stem 4-17" tall. Petals red-purple, 0.1-0.4" long, notched. Sepals awnless. Fruit smooth, wrinkled.



HERB ROBERT (*Geranium robertianum*) Naturalized Annual-Biennial - Geranium Family - (Apr-Sep) - Open to shaded sites - Stem 4-20" long. Leaflets in 3s, deeply lobed. Petals pink to red-purple, 0.4-0.55" long.



DOUGLAS IRIS (*Iris douglasiana*) Native Perennial - Iris Family - (May-July) - Common. Grassy places, esp near coast - Stem 6-20" tall. Leaves 0.4-0.9" wide. Perianth tube 0.04-0.12" long, petals 0.6-1.2" wide, stigmas triangular. NOXIOUS weed.



WESTERN BLUE-EYED-GRASS (*Sisyrinchium bellum*) Native Perennial - Iris Family - (Mar-May) - Common. Open, gen moist, grassy areas, woodland - Stem < 25" tall. Leaves iris-like. Petals 6, blue-purple with dark veins, 0.4-0.7" long.



BULL MALLOW (*Malva nicaeensis*) Naturalized Annual - Mallow Family - (Mar-Jun) - Disturbed places - Stem 0.7-2'. Leaf blade 1.2-4.7" wide, 5-7 shallow lobes. Bractlets egg-shaped, 0.16-0.2" long. Petals pink to blue-violet, 0.2-0.5" long.



COMMON CHECKERBLOOM (*Sidalcea malviflora* subsp. *malviflora*) Native Perennial - Mallow Family - (Mar-July) - Coastal prairie, scrub, open forest - Plant 6-24" tall. Middle leaves not linear-lobed. Petals 0.4-1" long, pink to rose, gen white veined.



COYOTE-MINT (*Monardella villosa* subsp. *villosa*) Native Perennial - Mint Family - (May-Aug) - Dry rocky slopes, oak woods, chaparral - Plant < 20" tall. Leaves ovate, 0.4-0.9" mm long. Flower head 0.4-1.2" wide. Flowers pink to purple.



RADISH (*Raphanus sativus*) Naturalized Annual - Mustard Family - (May-July) - Disturbed areas, fields - Stem 16-51" long. Petals 0.6-1" long, white to purple. Fruit a fat cylinder w/constrictions between seeds. INVASIVE weed.



BRISTLY JEWEL FLOWER (*Streptanthus glandulosus* subsp. *glandulosus*) Native Annual - Mustard Family - (Apr-Jul) - Serpentine, bare slopes, chaparral & woodland openings - Flower lavender or purple-brown.



PACIFIC PEA (*Lathyrus vestitus* var. *vestitus*) Native Perennial - Pea Family - (Feb-Jul) - North: Conifer forest. South: chaparral & oak woodland - Stem wings to 0.02" wide. Leaves gen elliptic. Flowers 0.5-0.7" long, pale lavender to purple.



MINIATURE LUPINE (*Lupinus bicolor*) Native Annual - Pea Family - (Mar-Jun) - Abundant. Open or disturbed areas - Plant 4-16", hairy. Flower 0.16-0.4" long, banner longer than wide, upper keel ciliate near tip, pedicel < 0.12". Fruit 0.12-0.24" wide.



SUMMER LUPINE (*Lupinus formosus* var. *formosus*) Native Perennial - Pea Family - (Apr-Sep) - Dry clay soils, grassland, open areas under pines, gen in valleys - Plant 8-32", low growing. Leaves hairy. Flowers purple, hairless, summer/fall blooming.



ARROYO LUPINE (*Lupinus succulentus*) Native Annual - Pea Family - (Feb-May) - Abundant. Open or disturbed areas, often seeded on roadbanks - Plant 8-40" tall, fleshy, sparsely hairy. Flowers 0.5-0.7" long, whorled, gen blue-purple, petal claws short-hairy.



CLUSTERED CLOVER (*Trifolium glomeratum*) Naturalized Annual - Pea Family - (Mar-May) - Uncommon. Disturbed areas - Leaflets 0.2-0.5" long. Head 0.28-0.4" wide. Flowers pink, 0.16-0.24" long. Bracts triangular-lobed, curl back in fruit.



ROSE CLOVER (*Trifolium hirtum*) Naturalized Annual - Pea Family - (Apr-May) - Disturbed areas, roadsides - Head with 1-2 bract-like leaves immed below. Flowers pink, 0.4-0.6" long, densely-bristly in fruit. **INVASIVE weed.**



TOMCAT CLOVER (*Trifolium willdenovii*) Native Annual - Pea Family - (Mar-Jun) - Abundant. Disturbed, gen spring-moist, heavy soils, occas serpentine - Head bract wheel-shaped, sharp-lobed. Leaf narrow. Flowers purple w/white tip, 0.3-0.6" long.



NARROW-LEAVED VETCH (*Vicia sativa* subsp. *nigra*) Naturalized Annual - Pea Family - (Mar-Jun) - Roadsides, disturbed areas, grassland, open areas in oak and riparian woodlands - Flowers 1-2 at leaf bases, pink-purple to white, 0.4-0.7" long. Leaflets 0.2-0.3" wide.



SPRING VETCH (*Vicia sativa* subsp. *sativa*) Naturalized Annual - Pea Family - (Mar-Jun) - Roadsides, disturbed areas, grassland, open areas in oak and riparian woodlands - Flowers 1-2 at leaf bases, pink-purple to white, 0.7-1.2" long. Leaflets 0.16-0.4" wide.




SPARSELY HAIRY VETCH (*Vicia villosa* subsp. *varia*) Naturalized Annual-Biennial - Pea Family - (Mar-Jun) - Grassland, roadside, disturbed areas - Stems w/few hairs. Flowers 10-20, blue-purple to white, 0.4-0.55" long. Lower bract lobes 0.04-0.1" long.



CALIFORNIA GILIA (*Gilia achilleifolia* subsp. *achilleifolia*) Native Annual - Phlox Family - (Mar-Jun) - Open or shaded, gen grassy places, sandy or rocky soil - Leaves linear-lobed. Flowers lavender, 0.4-0.8" long, throat > tube, 8-25 in hemispheric head.



RED SAND-SPURRY (*Spergularia rubra*) Naturalized Annual-Perennial - Pink Family - (Spring-fall) - Forest, meadows, mud flats, disturbed - Plant 1.6-10". Leaf non-fleshy, whorls w/large white bracts. Petals pink. Stamens 6-10. Sepals < 0.16".



MOSQUITOBILLS SHOOTING STAR (*Dodecatheon hendersonii*) Native Perennial - Primrose Family - (Mar-Jul) - Gen in shady sites - Leaf blade length generally <2x width. Flower parts 4s or 5s. Filament tube solid black.



CALIFORNIA ACAENA (*Acaena pinnatifida* var. *californica*) Native Perennial - Rose Family - (Mar-May) - Coastal grassland, open, rocky slopes - Stem 4-24" long. Flowers with no petals and purple-black stamens. Leaves finely divided.



ITALIAN THISTLE (*Carduus pycnocephalus* subsp. *pycnocephalus*) Naturalized Annual - Sunflower Family - (Mar-Jul) - Roadsides, pastures, disturbed areas - Stems 8-79", narrow spiny-wings. Lower leaves 4-10 lobed, heads 2-5, flower bracts woolly. NOXIOUS.



INDIAN THISTLE (*Cirsium brevistylum*) Native Annual-Biennial - Sunflower Family - (Mar-Aug) - Moist places - Plant 1-11'. Heads 1-1.6" wide, 1-1.4" long, 1-several clustered at stem tips, below leaf tips. Flowers white to purple, 0.8-1" long.



BULL THISTLE (*Cirsium vulgare*) Naturalized Biennial - Sunflower Family - (May-Oct) - Common. Disturbed areas - Plant 12-79" tall. Top of leaves bristly; leaf base forming decurrent wings on stem. Flowers purple, gen 1-2" wide. NOXIOUS weed.



MILK THISTLE (*Silybum marianum*) Naturalized Annual-Biennial - Sunflower Family - (Feb-Jun) - Roadsides, pastures, disturbed areas - Stem 1-10', stout. Leaves spiny, shiny green w/white veins and spots. Flowers red-purple. INVASIVE weed.



COMMON CALIFORNIA WILD ASTER (*Symphyotrichum chilense*) Native Perennial - Sunflower Family - (Jun-Oct) - Grassland, salt marshes, disturbed places - Plant 16-39", partly hairy. Leaf 1.6-6", 0.2-1.2" wide. Rays violet, 0.3-0.5" long.



FULLER'S TEASEL (*Dipsacus sativus*) Naturalized Biennial - Teasel Family - (May-Jul) - Disturbed areas, fields, vacant lots, pastures - Plant gen < 6' tall. Leaf pairs fused around stem. Flower cluster lavender, 5-10 cm long, bracts spreading. INVASIVE weed.



CURLY DOCK (*Rumex crispus*) Naturalized Perennial - Buckwheat Family - (All year) - Abundant. Disturbed places - Stem 16-39" tall. Flower cluster dense, valves 0.2-0.24", winged around tubercles, smooth edged. 1 tubercle enlarged. INVASIVE.



FIDDLE DOCK (*Rumex pulcher*) Naturalized Perennial - Buckwheat Family - (May-Sep) - Disturbed places, meadows, moist or dry habitats - Stem 8-24" long, branches widely spreading. Leaf blades 1.6-4" long, 1.2-2" wide. Valves w/2-5 teeth.



HOARY NETTLE (*Urtica dioica* subsp. *holosericea*) Native Perennial - Nettle Family - (Jun-Sep) - Meadows, seeps, springs, margins of marshes, streams, lakes, moist areas in chaparral, coastal scrub - Plant 3.3-9.8' tall, grayish, covered with stinging hairs.



LADY'S MANTLE (*Aphanes occidentalis*) Native Annual - Rose Family - (Mar-May) - Seasonally moist grassland, chaparral, woodland - Plant inconspicuous, soft hairy, < 4" tall. Leaves 0.1-0.5" long, deeply lobed. Flowers yellow-green, < 0.1" long.



PETTY SPURGE (*Euphorbia peplus*) Naturalized Annual - Spurge Family - (Feb-Aug) - Common. Disturbed areas - Stem 4-18" cm tall, smooth. Leaves 0.4-1.4" long, entire. Gland crescent-shaped. Seeds dotted. Fruit 2-keeled on angles.




MUGWORT (*Artemisia douglasiana*) Native Perennial - Sunflower Family - (May–Nov) - Common. Open to shady areas, often in drainages - Plant 20-60" tall. Leaves gen 0.4-4" long, densely hairy below, some 3-5 lobed. Flower bracts hairy.



DAGGERLEAF COTTONROSE (*Logfia gallica*) Naturalized Annual - Sunflower Family - (Mar–Jul) - Bare or grassy openings, burns - Plant 1-20" tall, gen cobwebby. Leaves awl-shaped, stiff, > flower heads. Flowers brown to yellow.



WOOLLY PAINTBRUSH (*Castilleja foliolosa*) Native Perennial - Broom-rape Family - (Mar–Jun) - Dry, open, rocky slopes, edges of chaparral - Plant 1-2' tall, base slightly woody, much branched, woolly. Flower cluster orange-red (occas. yellow-green).



SHEEP SORREL (*Rumex acetosella*) Naturalized Perennial - Buckwheat Family - (Apr–Jul) - ± Disturbed, often acidic places - Stem < 16". Leaf gen basal, blade 0.8-2.4" long, lower arrowhead-shaped w/2 lobes. Flowers yellowish, turn reddish. INVASIVE.




CRIMSON COLUMBINE (*Aquilegia formosa*) Native Perennial - Buttercup Family - (Apr–Sep) - Streambanks, seeps, moist places, chaparral, oak woodland, mixed-evergreen or conifer forests - Flowers about 2" long, yellow with red sepals & spurs.



CALIFORNIA FUCHSIA (*Epilobium canum* subsp. *canum*) Native Perennial - Evening Primrose Family - (Jun–Dec) - Dry slopes, ridges - Plant hairy, gen sticky with a woody base. Leaf 0.3-2.8" long, gray to green. Flowers red-orange, floral tube 0.8-1.2" long.



SCARLET PIMPERNEL (*Anagallis arvensis*) Naturalized Annual - Myrsine Family - (Mar–May) - Common. Disturbed places, ocean beaches - Plants 2-16" tall. Flowers 0.2-0.3" long, salmon or occasionally blue. Leaves TOXIC, can cause dermatitis.



CALIFORNIA POPPY (*Eschscholzia californica*) Native Perennial - Poppy Family - (Feb–Sep) - Grassy, open areas - Plant 2-24" tall. Flower w/spreading rim <= 0.2". Petals 0.8-2.4" long, early spring = large and orange, fall = smaller and yellow.



WIND POPPY (*Papaver heterophyllum*) Native Annual - Poppy Family - (Apr-May) - Grassy areas, openings in chaparral - Plant 1-2', yellow sap. Petals orange-red, 0.4-0.8" long. Stigma spherical on slender style.



CALIFORNIA FIGWORT (*Scrophularia californica*) Native Perennial - Snapdragon Family - (Mar-Jul) - Common; damp places, chaparral, roadsides - Stem 2.6-4' tall, square x-section. Leaves opposite, to 7" long, triangular, toothed. Flowers 0.3-0.5" long, upper lips red to maroon, lower paler or yellowish.



SMALL-FLOWER NEMOPHILA (*Nemophila parviflora* var. *parviflora*) Native Annual - Borage Family - (Mar-Jul) - Woodland, forest, roadsides, slopes - Upper leaves 0.4-1.6" long, gen w/5 deep lobes. Flowers white or blue, 0.08-0.16" long; style < 0.1".



BRISTLY PHACELIA (*Phacelia nemoralis* subsp. *nemoralis*) Native Biennial-Perennial - Borage Family - (Apr-Jul) - Moist slopes, streambanks, mixed-evergreen forest - Short-lived. Upper leaves egg-shaped, lower divided. Flowers green-white, 0.16-0.2".



EAR-SHAPED WILD BUCKWHEAT (*Eriogonum nudum* var. *auriculatum*) Native Perennial - Buckwheat Family - (May-Oct) - Common. Sand or gravel - Plant 5-15 dm. Leaves on stem, curled. Inflor smooth. Flowers white to pink, smooth.



KNOTWEED (*Polygonum aviculare* subsp. *depressum*) Naturalized Annual - Buckwheat Family - (May-Nov) - Disturbed places - Stem 4-20", mat-forming. Flowers 2-8/leaf axil, ~0.1" long, fused 1/2 length, w/white or pink margins.



STARRY FALSE SOLOMON'S SEAL (*Maianthemum stellatum*) Native Perennial - Butcher's Broom Family - (Apr-Jun) - Moist woodland, streambanks, open slopes - Stem 12-28" long. Leaf 2-7" long. Flowers 5-15/cluster. Petals white, 0.16-0.28" long.



BANEERRY (*Actaea rubra*) Native Perennial - Buttercup Family - (May-Sep) - Deep soils, moist, open to shaded sites, mixed-evergreen or conifer forests - Plant 8-40" tall. Flowers white. Fruits shiny red or white, 0.2-0.4" long. All plant parts TOXIC to humans.



BUR-CHERVIL (*Anthriscus caucalis*) Naturalized Annual - Carrot Family - (Apr-Jun) - Generally shady places - Plant 18-40" tall. Flowers white; flower stalk >= fruit length. Fruits 0.1-0.2" long with curved "velcro" bristles. Leaves fern-like, triangular outline.



POISON HEMLOCK (*Conium maculatum*) Naturalized Biennial - Carrot Family - (Apr-Jul) - Common. Moist, esp disturbed places - Plants 2-10' tall. Stems purple-spotted. Leaves fern-like, gen 2x divided. Flowers white. **TOXIC. INVASIVE weed.**



RATTLESNAKE WEED (*Daucus pusillus*) Native Annual - Carrot Family - (Apr-Jun) - Rocky or sandy places - Plant 1-35" tall, usually < 20". Flower clusters with < 13 flowers, all white. Young roots edible. Sap **TOXIC** to some people, causing dermatitis.



COW PARSNIP (*Heracleum maximum*) Native Perennial - Carrot Family - (Apr-Jul) - Moist places, wooded or open - Plants 1-3 m tall, woolly-hairy. Leaflets 3, maple-lobed, 4-16" wide. Petals white, outermost longest. Juice causes dermatitis.



SWEET-CICELY (*Osmorhiza berteroi*) Native Perennial - Carrot Family - (Apr-Jul) - Conifer forest, woodland, disturbed areas - Plant 12-47". Leaflets in 3s, serrate to irreg lobed. Flower white. Fruit 0.5-1", upward pointing barbs, splitting apart below.



VENUS' NEEDLE (*Scandix pecten-veneris*) Naturalized Annual - Carrot Family - (Apr-Jun) - Grassy slopes, roadsides - Plant 6-20" tall. Leaf segments finely divided, linear. Flowers white, outer petals larger. Fruit 0.2-1" long with a beak 0.8-2.8" long.



TALL SOCK-DESTROYER (*Torilis arvensis*) Naturalized Annual - Carrot Family - (Apr-Jul) - Disturbed places - Plant erect, 12-40". Flower clusters open, > leaf. Fruits 0.1-0.2" long, covered with uncurved bristles. Flowers white or pinkish. **INVASIVE weed.**




SHORT SOCK-DESTROYER (*Torilis nodosa*) Naturalized Annual - Carrot Family - (Apr-Jun) - Disturbed places - Plant spreading, 4-20" tall. Flowers white to red, clusters dense, < leaf. Fruit ~ 0.1" long, uncurved bristles on outer surface, bumps inside.



WAVYLEAF SOAP PLANT (*Chlorogalum pomeridianum* var. *pomeridianum*) Native Perennial - Century Plant Family - (May–Aug) - Common. Open grassland, chaparral, woodland - Plant 1-8' tall, flowers at night. Bulb juices lather in water.



CALIFORNIA MAN-ROOT (*Marah fabacea*) Native Perennial - Gourd Family - (Feb–Apr) - Streamsides, washes, shrubby open areas - Vine 6-20' long. Leaves moderately lobed. Flowers cream or white, < 0.3" wide. Fruit spiny all over.



HOOKEER FAIRY BELLS (*Prosartes hookeri*) Native Perennial - Lily Family - (Mar–Jun) - Montane conifer, mixed-evergreen forest, exposed roadside - Stem 12-32" tall. Leaf 1.2-6" long. Flower 0.3-0.6" long, white, hanging below the leaves, stamens > petals.



GOOSE GRASS (*Galium aparine*) Native Annual - Madder Family - (Apr–Jun) - Grassy, ± shady places - Stem 12-35" long, weak, brittle. Leaves 0.5-1.6" long, in whorls of 6-8. Flowers white, 4-lobed. Fruits covered w/short, hooked hairs.



COMMON MINER'S LETTUCE (*Claytonia perfoliata* subsp. *perfoliata*) Native Annual - Miner's Lettuce Family - (Jan–May) - Vernal moist, often shady or disturbed sites - Basal leaf length < 3x width. Stem leaf gen not angled. Seeds shiny w/large appendage.



COMMON HOREHOUND (*Marrubium vulgare*) Naturalized Perennial - Mint Family - (Mar–Nov) - Disturbed sites, gen overgrazed pastures - Stem 4-24" long. Leaf blades 0.6-2.2" long. Flower bract w/10 hook-tipped teeth. Flowers white, ~0.2" long. INVASIVE.



CLIMBING MORNING-GLORY (*Calystegia purpurata* subsp. *purpurata*) Native Perennial - Morning-glory Family - (May–Jun) - Chaparral, coastal scrub - Stem strongly climbing. Leaf triangular, lobes strongly angled. Bractlets smooth, small, distant.



SHORTSTEM MORNING-GLORY (*Calystegia subacaulis* subsp. *subacaulis*) Native Perennial - Morning-glory Family - (Apr–Jun) - Dry, open scrub or woodland - Stem gen ~0.8" long. Flowers 1.3-2.4" long, white or cream. Bractlets concealing flower bracts.




BINDWEED (*Convolvulus arvensis*) Naturalized Perennial - Morning-glory Family - (Mar–Oct) - Roadsides, open areas in many pl communities - Trailing. Leaf 0.8-1.2" long, w/round tip, pointed lobes. Flowers white to pink, 0.8-1" long. NOXIOUS.



SHEPHERD'S PURSE (*Capsella bursa-pastoris*) Naturalized Annual - Mustard Family - (Jan–Oct) - Disturbed areas - Stem 4-20" long. Basal leaves 1.2-2.4" long, dandelion-like. Petals white, 0.08-0.16" long. Fruits 0.16-0.35" long, flat, heart-shaped.



WESTERN BITTER-CRESS (*Cardamine oligosperma*) Native Annual - Mustard Family - (Mar–Jul) - Wet meadows, shady banks, damp areas - Plants < 16". Leaves divided into 5-9 leaflets. Flowers white, 0.1-0.2" long. Fruit < 0.1" wide.



SMALL-FLOWERED NIGHTSHADE (*Solanum americanum*) Native Annual-Perennial - Nightshade Family - (Apr–Nov) - Open, often disturbed places - Flower 0.12-0.24" wide w/3mm lobes, white, anthers ~0.07". Seeds ~0.05". Bracts 0.04-0.08", curled back in fruit.



THREE CORNERED LEEK (*Allium triquetrum*) Naturalized Perennial - Onion or Garlic Family - (Mar–Apr) - Locally common. Shady ± disturbed places - Stem 4-16", sharply 3-angled. Flowers white, 3-15, 0.4-0.7" long, nodding. Escaped ornamentals.



STICKY MOUSE-EAR CHICKWEED (*Cerastium glomeratum*) Naturalized Annual - Pink Family - (Spring) - Dry hillsides, grassland, chaparral, disturbed areas - Flowers 0.1-0.2" long, white, sticky-hairy. Flower bract hairs extend beyond tip; bracts herbaceous.



SMALL-FLOWER CATCHFLY (*Silene gallica*) Naturalized Annual - Pink Family - (Spring–early summer) - Fields, disturbed areas - Plant 4-16". Leaves < 1.4" long. Flower cluster short-hairy, bracts sticky-hairy, petal blade 0.2-0.5" long, smooth to notched, white to pink.



COMMON CHICKWEED (*Stellaria media*) Naturalized Annual - Pink Family - (Feb–Sep) - Oak woodland, meadows, disturbed areas - Plant 2.8-20" tall. Stem w/line of hairs on 1 side. Sepals 0.12-0.18" long. Petals white, 2-lobed, 0.7-0.9x sepals.



CALIFORNIA DWARF PLANTAIN (*Plantago erecta*) Native Annual - Plantain Family - (Mar-May) - Sandy, clay, serpentine soil; grassy slopes, flats, open woodland - Leaf 1.2-5" long, linear, hairy. Flowers + stem 1.2-12" tall, cluster 0.2-1.2" long.



ENGLISH PLANTAIN (*Plantago lanceolata*) Naturalized Annual - Plantain Family - (Apr-Aug) - Common. Disturbed areas - Leaves basal, hairy, 2-10" long, <= 1" wide. Flowers + stem 8-31" tall, flower cluster 0.8-3" long. INVASIVE, lawn weed.



SMALL-FLOWER ALUMROOT (*Heuchera micrantha*) Native Perennial - Saxifrage Family - (Apr-Jul) - Moist, rocky banks and cliffs - Plant 4-40" tall. Leaf blade 0.8-4.7" long, 5-7 lobed, generally hairy. Petals white, ~ 0.1" long.



CALIFORNIA SAXIFRAGE (*Micranthes californica*) Native Perennial - Saxifrage Family - (Feb-May(Jun)) - Moist, shady places - Plant 6-14" tall. Leaves 1.6-4" long, at base, egg-shaped, >= 0.08" wide, toothed. Petals white, 0.1-0.18" long.



YARROW (*Achillea millefolium*) Native Perennial - Sunflower Family - (Apr-Sep) - Many habitats - Plant 4"-7" tall. Stem white-hairy. Leaves finely dissected. Flower cluster flat-topped. Flowers white to pink. Widely used in folk medicine.



MAYWEED (*Anthemis cotula*) Naturalized Annual - Sunflower Family - (Apr-Aug) - Common. Disturbed areas, fields, coastal dunes, chaparral, oak woodland - Leaves finely divided into thread-like lobes. Flowers > 0.6" wide, many on top of a well-branched stem.



CALIFORNIA EVERLASTING (*Pseudognaphalium californicum*) Native Biennial - Sunflower Family - (Apr-Jul) - Sandy canyons, dry hills, coastal chaparral - Stem 8-51" tall. Leaves green + glandular on both sides. Heads white, spheric, 0.2-0.24" long.



PINCUSHION FLOWER (*Scabiosa atropurpurea*) Naturalized Annual - Teasel Family - (Mar-Nov) - Disturbed areas - Stem < 2' tall. Leaves opposite, pinnately dissected. Flower clusters < 1.2" wide, flowers gen blue, pink, purple or white. Ornamental.



CALIFORNIA BUTTERCUP (*Ranunculus californicus* var. *californicus*) Native Perennial - Buttercup Family - (Mar–Aug) - Grassland, open woodland - Petals 9-17, 0.28-0.55" long, often > 2x width. Fruit body 0.07-0.13" long, 0.05-0.09" wide, smooth.



FENNEL (*Foeniculum vulgare*) Naturalized Perennial - Carrot Family - (May–Sep) - Roadsides, disturbed sites - Plants 3-6.5' tall, anise-scented. Stems waxy-blue, canelike. Flowers yellow. Leaf segments thread-like, edible when young. **INVASIVE weed.**



BLADDER PARSNIP (*Lomatium utriculatum*) Native Perennial - Carrot Family - (Feb–May) - Open grassy slopes, meadows, woodland - Plant 4-20" tall, leafy stem. Leaf lobes linear, bases broad. Flowers bright yellow above unfused, round bractlets. Fruit winged.



PACIFIC WOODLAND SANICLE (*Sanicula crassicaulis*) Native Perennial - Carrot Family - (Mar–May) - Open slopes, ravines, woodland - Plants stout, 9-47". Leaves 1-5" across with 3-5 deep, palmate lobes and serrate edges. Flowers yellow.



CLIMBING BEDSTRAW (*Galium porrigens* var. *porrigens*) Native Perennial - Madder Family - (May–Aug) - Among shrubs in chaparral, forest - Stem 4-59" long. Leaves 0.1-0.7" long, oval to egg-shaped, in whorls of 4. Flowers yellow to red, 4-lobed.



BLACK MUSTARD (*Brassica nigra*) Naturalized Annual - Mustard Family - (Apr–Sep) - Common. Disturbed areas, fields - Plant 1-6' tall. Petals bright yellow, 0.3-0.4" long. Fruit upright, pressed against stem. **INVASIVE weed.**



TURNIP (*Brassica rapa*) Naturalized Annual - Mustard Family - (Jan–May) - Disturbed areas - Stem 8-40" tall. Leaves clasping, upper smooth-edged & waxy. Petals yellow, 0.2-0.4" long, stalk 0.3-1"; fruit beak > 0.4". **INVASIVE weed.**



WESTERN WALLFLOWER (*Erysimum capitatum* var. *capitatum*) Native Biennial - Mustard Family - (Mar–Sep) - Common. Open areas, woodland, sandy areas, chaparral - Petals orange to yellow, fruit 1-4.3" long.



SHORTPOD MUSTARD (*Hirschfeldia incana*)
Naturalized Biennial-Perennial - Mustard Family -
(Apr–Oct) - Disturbed areas - Stem 16-60".
Longest leaves 1.6-4" long, dense-hairy. Petals
pale yellow, ~0.2" long. Fruit appressed.
Fall-blooming. **INVASIVE.**



CHARLOCK (*Sinapis arvensis*) Naturalized
Annual - Mustard Family - (Mar–Sep) - Disturbed
areas - Stem 8-39", no rosette. Leaves coarse.
Petals 0.35-0.47" long, yellow. Fruit 0.8-1.8",
ascending, beak 0.24-0.47" long w/fat base. 3-7
valve veins. **INVASIVE weed.**



HEDGE MUSTARD (*Sisymbrium officinale*)
Naturalized Annual - Mustard Family - (Apr–Sep)
- Disturbed areas, fields, pastures - Stem 10-22"
tall, thin, wiry. Petals 0.1-0.16" long, pale yellow.
Fruit 0.4-0.55" long, awl-shaped, appressed.



BERMUDA BUTTERCUP (*Oxalis pes-caprae*)
Naturalized Perennial - Oxalis Family -
(Jan–May) - Disturbed areas, roadsides,
grassland, dunes - Flowering stem < 12" tall.
Leaflets in 3s, < 1.4" long. Petals yellow, < 1"
long. Ornamental. **INVASIVE weed.**



CALIFORNIA LOTUS (*Acmispon wrangelianus*)
Native Annual - Pea Family - (Mar–Jun) -
Abundant. Coastal bluffs, chaparral, disturbed
areas - Low growing. Flowers yellow aging red,
0.2-0.4" long, almost stemless. Bract lobes same
length as flower tube.



BIRD'S-FOOT TREFOIL (*Lotus corniculatus*)
Naturalized Perennial - Pea Family - (Jun–Sep) -
Open, disturbed areas - Leaflets 5, 0.16-0.9"
long. Flower cluster 3-7 flowered on 0.6-4.7" stalk.
Flowers bright yellow, 0.4-0.55" long, banner
often reddish.



CALIFORNIA BURCLOVER (*Medicago*
polymorpha) Naturalized Annual - Pea Family -
(Mar–Jul) - Common. Chaparral, oak woodland,
streambanks, roadsides, disturbed areas - Stem
4-20". Flower yellow, 0.14-0.24" long. Spiny spiral
fruits. **INVASIVE.**



SOURCLOVER (*Melilotus indicus*) Naturalized
Annual-Biennial - Pea Family - (Apr–Oct) - Open,
disturbed areas - Stem 4-24" long. Leaflets 3,
0.4-1" long. Flowers yellow, ~0.1" long.



LITTLE HOP CLOVER (*Trifolium dubium*) Naturalized Annual - Pea Family - (Spring) - Agricultural, disturbed areas, lawns - Heads 0.16-0.3" wide. Flowers bright yellow, age brown, quickly reflex, smooth.



GIANT NATIVE DANDELION (*Agoseris grandiflora* var. *grandiflora*) Native Perennial - Sunflower Family - (Apr-Jul) - Grassland, scrub, woodland - Plant 10-40". Leaf lobes point up. Flower rosy-purple, variable-sized bracts. Seed tapers to beak > 2x body length. Leaf lobes point upward.



TOCALOTE (*Centaurea melitensis*) Naturalized Annual - Sunflower Family - (Apr-Jul) - Disturbed fields, open woodland - Plant 4-39", gray-hairy, resinous. Leaves 0.8-6" long. Flowers yellow, 0.4-0.8" long, bracts tipped w/purple spines. NOXIOUS weed.



YELLOW STAR-THISTLE (*Centaurea solstitialis*) Naturalized Annual - Sunflower Family - (May-Oct) - Invasive, roadsides, disturbed grassland or woodland - Plant 4-39" tall. Leaves woolly, extend down the stem. Flower bract spines 0.4-1" long. NOXIOUS weed.



GREAT VALLEY GUMPLANT (*Grindelia camporum*) Native Perennial - Sunflower Family - (May-Nov) - Sandy or saline bottomland, roadsides - Stem non-woody, 2-8' tall, whitish. Leaves gen resinous. Head to 1.2" wide, bracts bend downward.



ROSILLA (*Helenium puberulum*) Native Biennial - Sunflower Family - (Jun-Aug) - Streambanks, seepage areas, lake margins - Plant 20-63". Flower head spherical, disk flowers ~0.1" long, yellow on sides, brown-purple on top; rays 0.15-0.4" long, point down.



BRISTLY OX-TONGUE (*Helminthotheca echioides*) Naturalized Annual-Biennial - Sunflower Family - (All year) - Common. Disturbed areas - Stem 1-6.5' tall, bristly. Leaf 2-8" long, covered with prickly bumps. Flower heads 0.8-1.6" wide. INVASIVE weed.



BOLANDER GOLDENASTER (*Heterotheca sessiliflora* subsp. *bolanderi*) Native Perennial - Sunflower Family - (Jun-Sep) - Dunes, headlands, grassy coastal slopes - Plant gen 8-28", unbranched. Leaves wide, soft-hairy. Heads clustered, rays 0.3-0.6".



BRISTLY GOLDENASTER (*Heterotheca sessiliflora* subsp. *echioides*) Native Perennial - Sunflower Family - (Jul–Oct) - Grassland, scrub, woodland, open forest, disturbed sites - Plant 2-7 dm, bristly. Leaves flat, to 5 cm long, upper reduced. Head bracts not leafy.



SMOOTH CAT'S-EAR (*Hypochaeris glabra*) Naturalized Annual - Sunflower Family - (Mar–Jun) - Common. Disturbed areas, grassland, open woodland - Plant 4-24" tall, smooth. Rays 0.2-0.3" long, barely > head bracts. Only inner fruit beaked. **INVASIVE.**



ROUGH CAT'S-EAR (*Hypochaeris radicata*) Naturalized Perennial - Sunflower Family - (Apr–Jul) - Disturbed areas, grassland, open woodland - Plant 4-32" tall, rough-hairy. Rays 0.4-0.6" long, well exceeding head bracts. Fruits all beaked. **INVASIVE weed.**



PRICKLY LETTUCE (*Lactuca serriola*) Naturalized Annual - Sunflower Family - (May–Oct) - Abundant. Disturbed places - Stem 1.6-10' tall, prickly-bristly. Leaves deeply-lobed, midvein and edges prickly-bristly. Flowers pale yellow, 0.16-0.2" wide.



GUMWEED (*Madia gracilis*) Native Annual - Sunflower Family - (Apr–Aug) - Open, semi-shaded or disturbed sites, many habitats, incl serpentine - Plant 2.4-40" tall, hairy, upper half sticky. Leaf 0.4-4" long. Rays yellow, 3-10, 0.06-0.3" long. Bracts 6-10 mm tall.



PINEAPPLE WEED (*Matricaria discoidea*) Naturalized Annual - Sunflower Family - (Feb–Aug) - Abundant. Disturbed sites, riverbanks - Plant 4-12" tall, sweet-scented. Heads pineapple-shaped, ~ 0.4" wide; head stalk to 0.6" long.



CALIFORNIA GOLDENROD (*Solidago velutina* subsp. *californica*) Native Perennial - Sunflower Family - (May–Nov) - Woodland margins, grassland, disturbed soils - Stem 8-60" tall. Gen densely short-soft-hairy. Flower cluster height 2-4x width.



PRICKLY SOW THISTLE (*Sonchus asper* subsp. *asper*) Naturalized Annual - Sunflower Family - (All year) - Common. Slightly moist disturbed sites, along streams - Plant 4-48". Leaf teeth prickly. Basal lobes of upper leaves rounded, curving downward.



COMMON SOW THISTLE (*Sonchus oleraceus*)
Naturalized Annual - Sunflower Family - (All year)
- Abundant. Disturbed places - Plant 4-55" tall.
Leaf teeth soft to touch. Basal lobes of upper
leaves sharply pointed, straight to curving
upward.



COMMON DANDELION (*Taraxacum officinale*)
Naturalized Biennial-Perennial - Sunflower Family
- (All year) - Abundant. Esp disturbed areas -
Stem hollow. Leaves bright green with sharp
down-pointing lobes. Outer head bracts reflexed.
Fruit ~ brown.



FALSE HAWKBIT (*Urospermum picroides*)
Naturalized Annual-Perennial - Sunflower Family
- (Apr-Jul) - Uncommon. Disturbed places - Stem
4-16"+ tall, long-hairy. Leaves clasping the stem.
Flowers yellow. Style base swollen as thick as
the seed.



NARROW-LEAVED MULE'S EARS (*Wyethia angustifolia*)
Native Perennial - Sunflower Family
- (Apr-Aug) - Grassland - Plant 4-35" tall,
rough-hairy. Leaves narrow, veins all similar,
base blades 4-20" long. Ray flowers 0.6-1.8"
long.



RED-FLOWERING CURRANT (*Ribes sanguineum* var. *glutinosum*)
Native Perennial - Gooseberry Family - (Feb-Apr) - Many habitats -
Shrub < 13' tall, no prickles. Sepals pink to white.
Petals white to red, ~0.1" long. Styles smooth.



CALIFORNIA HUCKLEBERRY (*Vaccinium ovatum*)
Native Perennial - Heath Family - (Mar-May) - Edges, clearings in conifer forest -
Shrub 1.6-10' tall. Leaf 1-2" long, evergreen.
Flowers pink, < 0.3" long, 3-10/group. Fruit black,
0.24-0.35" diam.



HAIRY VINE HONEYSUCKLE (*Lonicera hispidula*)
Native Perennial - Honeysuckle Family - (May-Jun) - Canyons, streambanks, woodland -
Shrub sprawling-climbing, 6-10' long, short-hairy.
Flower cluster densely sticky. Flowers pink,
0.5-0.6" long, sticky-hairy.



SNOWBERRY (*Symphoricarpos albus* var. *laevigatus*)
Native Perennial - Honeysuckle Family - (May-Jul) - Shady woodland, streambanks, N. slopes - Shrub 20-71" tall.
Flowers > 8/cluster, pink, 0.16-0.24" long,
bell-shaped, swollen on 1 side.



CREeping SNOWBERRY (*Symphoricarpos mollis*) Native Perennial - Honeysuckle Family - (Apr–May) - Ridges, slopes, open places in woodland - Shrub 6-24" tall, sprawling. Flowers < 8/cluster, pink + often red outside, 0.16" long, bell-shaped, symmetrical.



BLUE WITCH (*Solanum umbelliferum*) Native Perennial - Nightshade Family - (All year) - Shrubland, mixed-evergreen forest, woodland - Plant gen < 39", upper stem hairs branched, dense. Flowers 0.6-1" wide, purple, with green spots at the base.



BUSH LUPINE (*Lupinus albifrons* var. *albifrons*) Native Perennial - Pea Family - (Mar–Jun) - Common. Chaparral, foothill woodland - Shrub 2-16' tall, gen distinct trunk, green to silvery. Flowers 0.35-0.6" long, purple, banner back hairy, keel top ciliate mid to tip.




BAY AREA SILVER LUPINE (*Lupinus albifrons* var. *collinus*) Native Perennial - Pea Family - (Mar–Jun) - Cliffs, forest openings - Subshrub 8-16" tall, woody only at base, silvery. Flowers 0.35-0.6" long, violet to lavender.



CALIFORNIA ROSE (*Rosa californica*) Native Perennial - Rose Family - (Feb–Nov) - Gen ± moist areas in sun, esp streambanks - Shrub 2.6-8.2' tall w/thick curved spines, forming thickets. Petals pink, 0.6-1" long; sepals unlobed.



WOOD ROSE (*Rosa gymnocarpa* var. *gymnocarpa*) Native Perennial - Rose Family - ((Feb)Apr–Jul) - Common. Gen in shade of forest, scrub - Shrub w/straight thorns. Flowers gen solitary, stalks sticky, fruit smooth, sepals deciduous.



CALIFORNIA HAZELNUT (*Corylus cornuta* subsp. *californica*) Native Perennial - Birch Family - (Jan–Mar) - Common. Many habitats, esp moist, shady places - Shrub, small tree < 13' tall. Leaf velvety-hairy. Fruits 0.8-1.2" long in papery bracts, 1-2/group.



CALIFORNIA COFFEE BERRY (*Frangula californica* subsp. *californica*) Native Perennial - Buckthorn Family - (May–Jul) - Coastal-sage scrub, chaparral, forest, woodland - Shrub < 16' tall. Flowers greenish. Leaves smooth beneath.



REDWOOD (*Sequoia sempervirens*) Native Perennial - Cypress Family - - - Redwood forest - Tree to 380' tall, evergreen. Leaves alternate: on rapidly growing stems awl-like, < 0.3" long; others flat, 0.2-1" long. Seed cone 0.5-1.4" diam, woody.



COAST LIVE OAK (*Quercus agrifolia* var. *agrifolia*) Native Perennial - Oak Family - (Mar-Apr) - Valleys, slopes, mixed-evergreen forest, woodland - Tree 30-80'. Leaves convex, hair-tuft below in vein axils. Acorns on 1st year twigs, shell glabrous inside.



VALLEY OAK (*Quercus lobata*) Native Perennial - Oak Family - (Mar-Apr) - Slopes, valleys, savanna - Tree < 115' tall, deciduous. Leaves 2-5" long, not leathery, deeply lobed, lobes without bristles. Acorns 1.2-2" long, slender, cup 0.4-1.2" deep.



MONTEREY PINE (*Pinus radiata*) Native Perennial - Pine Family - - - Closed-cone-pine forest, oak woodland - Tree < 125' tall. Mature bark black, deep-grooved. Needles 3 per bundle, 2.4-5.9" long. Seed cone 2.4-6" long, asymmetric, opening 2nd year.



BIG-LEAF MAPLE (*Acer macrophyllum*) Native Perennial - Soapberry Family - (Mar-Jun) - Common. Streambanks, canyons - Tree < 100'. Leaves 5-lobed, 3-6" long, 4-10" wide. Group of 20-90 hanging flowers appear after leaves. Winged seeds.



WESTERN POISON OAK (*Toxicodendron diversilobum*) Native Perennial - Sumac Family - (Apr-Jun) - Canyons, slopes, chaparral, coastal scrub, oak woodland - Shrub or vine. Leaflets 3, red in fall, mid leaflet stalked. Flowers green. Fruits white. TOXIC.



CALIFORNIA SAGEBRUSH (*Artemisia californica*) Native Perennial - Sunflower Family - (Aug-Nov) - Coastal scrub, chaparral, open woodland - Shrub 2-8.5' tall, rounded. Leaves 0.4-4", hairy, thread-like. It green to gray. Flower heads < 5 mm wide. Sage-scented.



CHAPARRAL CLEMATIS (*Clematis lasiantha*) Native Perennial - Buttercup Family - (Jan-Jun) - Hillsides, chaparral, open woodland - Woody vine. Leaflets 3-5, +3-lobed. Flowers gen 1, in spring; sepals white to cream, 0.4-0.8" long.



PACIFIC MADRONE (*Arbutus menziesii*) Native Perennial - Heath Family - (Mar-May) - Conifer, oak forests - Tree < 130' tall, evergreen, peeling red bark. Leaf blades < 5" long. Flowers yellow-white or pink, < 3.1" long. Berries red, < 0.5" diam, round.



EASTWOOD MANZANITA (*Arctostaphylos glandulosa* subsp. *glandulosa*) Native Perennial - Heath Family - (Jan-Apr) - Chaparral, conifer forest - Shrub 3-13' tall. Twigs w/gland-tipped hairs, leafy bracts, 0.1-0.2" leaf stalk, burl. Upper leaf surface not shiny.



ENGLISH HOLLY (*Ilex aquifolium*) Naturalized Perennial - Holly Family - (May-Jun) - Cool, wooded areas - Shrub or tree < 66' tall. Leaves 1-2.4" long, edges smooth or w/spine-like teeth. Flower petals ~0.1" long, dull white. Fruits red, ~0.3" wide, smooth.



BLUE ELDERBERRY (*Sambucus nigra* subsp. *caerulea*) Native Perennial - Muskroot Family - (Mar-Sep) - Common. Streambanks, open places in forest - Shrub 7-26' tall. Flower cluster flat-topped, 1.6-13" diam, petals spreading. Fruits waxy blue-black.



RED ELDERBERRY (*Sambucus racemosa* var. *racemosa*) Native Perennial - Muskroot Family - (May-Jul) - Moist places - Shrub/tree 3-20' tall. Leaflets 5-7, 1.6-6.3" long. Flower cluster dome-shaped, gen 6-12 cm diam, petals often reflexed. Fruits red.



BLUE GUM (*Eucalyptus globulus*) Naturalized Perennial - Myrtle Family - (Oct-Jan) - Common. Disturbed areas - Tree < 200' tall. Flowers single, large, gen stemless. Leaves 4-12" long, 1-1.6" wide; used medicinally by Aboriginals. INVASIVE weed.



SILVERLEAF COTONEASTER (*Cotoneaster pannosus*) Naturalized Perennial - Rose Family - (May-Jul) - Disturbed places, mixed-evergreen forest - Leaves 0.8-1.4" long, pointed tip, smooth above. Petals white, spreading. Fruit red. INVASIVE weed.



CHRISTMAS BERRY / TOYON (*Heteromeles arbutifolia*) Native Perennial - Rose Family - ((May)Jun-Aug) - Chaparral, oak woodland, mixed-evergreen forest - Shrub-tree < 33' tall, evergreen. Leaf 2-4" long. Petals white, < 0.16" long. Fruit bright red.



OCEANSPRAY (*Holodiscus discolor* var. *discolor*) Native Perennial - Rose Family - (May–Aug) - Moist woodland edges, rocky slopes - Shrub 5-20' tall. Leaf blade 0.6-3.1" long, toothed at end. Flower cluster 0.8-10" long. Petals white, ~0.07" long.



OSO BERRY (*Oemleria cerasiformis*) Native Perennial - Rose Family - (Feb–Apr) - Chaparral, canyons, streambanks, lowland wet to dry open woodland, coast to shaded conifer forest - Shrub 3-20'. Leaf 2-5" long. Flower cluster 1.2-4". Petals white, 0.12-0.24".



WESTERN CHOKE CHERRY (*Prunus virginiana* var. *demissa*) Native Perennial - Rose Family - (May–Jun) - Rocky slopes, canyons, scrubland, oak/pine woodland - Shrub/tree < 20'. Leaf blade 1.2-4" long. Flowers 18+, petals white, 0.16-0.3" long.



HIMALAYAN BLACKBERRY (*Rubus armeniacus*) Naturalized Perennial - Rose Family - (Mar–Jun) - Common. Disturbed areas, roadsides - Shrub w/thorny 5-angled stem. Leaflets 3-5, white-hairy beneath. Blackberry-type fruit. INVASIVE.



THIMBLEBERRY (*Rubus parviflorus*) Native Perennial - Rose Family - (Mar–Aug) - Common; moist semi-shaded areas, esp edges of woodland - Shrub 0.5-2 m tall, not prickly. Petals 0.5-0.9" long, white. Leaves simple, 3-5 lobed. Raspberry-type fruit.



CALIFORNIA BLACKBERRY (*Rubus ursinus*) Native Perennial - Rose Family - (Mar–Jul) - Open, disturbed areas - Stem round, bristly/prickly. Leaves simple to 3 leaflets, underside green. Plants unisexual. Petals 0.24-0.6" long, white. Blackberry-type fruit.



CALIFORNIA BUCKEYE (*Aesculus californica*) Native Perennial - Soapberry Family - (May–Jun) - Dry slopes, canyons, borders of streams - Large shrub or tree 13-39' tall. 5-7 leaflets. Flowers white to pale rose. Large seeds toxic but edible after leaching out saponins.



COYOTE BRUSH (*Baccharis pilularis* subsp. *consanguinea*) Native Perennial - Sunflower Family - (Jul–Dec) - Coastal bluffs, woodland, grassland, disturbed sites, occ on serpentine - Shrub < 15' tall, brittle, common. Leaves gen 0.6-1.6" long.



WESTERN LEATHERWOOD (*Dirca occidentalis*)
Native Perennial - Daphne Family - (Nov-Mar) -
Gen n facing slopes, mixed-evergreen forest to
chaparral, gen fog belt - Shrub 3-10'. Flowers
yellow, 1-4 per group, open before/with leaves.
CNPS: Fairly ENDANGERED.



CALIFORNIA BAY (*Umbellularia californica*)
Native Perennial - Laurel Family - (Nov-May) -
Common. Canyons, valleys, chaparral - Tree <
150' tall. Leaf 1.2-4", 0.6-1.2" wide, aromatic.
Cluster of 5-10 small, yellow or yellow-green
flowers. Fruit 0.8-1" diam.



BUSH MONKEYFLOWER (*Mimulus aurantiacus*
var. *aurantiacus*) Native Perennial - Lopseed
Family - (Mar-Jun) - Disturbed areas, coastal
cliffs, canyon sides - Shrub 4-60". Flowers yellow,
orange or red; 1-2.3" long; bract tube glabrous.



FRENCH BROOM (*Genista monspessulana*)
Naturalized Perennial - Pea Family - (Mar-Jun) -
Common. Disturbed places. - Shrub < 10' tall,
evergreen. Stems 8-10 ridged, leafy. Flowers
yellow, 4-10 at branch tips, banner 0.4-0.6" long.
NOXIOUS.



BIRCH-LEAF MOUNTAIN-MAHOGANY
(*Cercocarpus betuloides* var. *betuloides*) Native
Perennial - Rose Family - (Mar-May) - Dry, rocky
slopes, chaparral - Shrub 3-10'. Leaf 0.4-1" long,
end toothed. Flower 0.16-0.3" wide. Hairy fruit
styles 2-3.5" long.



GOLDEN-YARROW (*Eriophyllum confertiflorum*
var. *confertiflorum*) Native Perennial - Sunflower
Family - (Apr-Aug) - Many dry habitats -
Shrubby, 8-28" tall. Leaves 0.4-2" long, deeply
3-5 lobed. Flowers yellow; rays 4-6, 0.08-0.2"
long; head bracts 4-7.



ARROYO WILLOW (*Salix lasiolepis*) Native
Perennial - Willow Family - (Jan-Jun) - Common.
Shores, marshes, meadows, etc - Shrub-tree,
bark smooth. Leaf-like stipules. Leaf egg-shaped,
waxy below. Fruit smooth, bract persistent, dark,
stamens 2.

