



Wild Plants of Diablo Foothills Regional Park

Common Name Version

A Photographic Guide

Sorted by Form, Color and Family
with Habitat Descriptions and Identification Notes

Photographs and text by Wilde Legard
District Botanist, East Bay Regional Park District

East Bay 
Regional Park District

New Revised and Expanded Edition - Includes the latest
scientific names, habitat descriptions and identification notes

A Photographic Guide to the Wild Plants of Diablo Foothills Regional Park

More than 2,000 species of native and naturalized plants grow wild in the San Francisco Bay Area. Most are very difficult to identify without the help of good illustrations. This is designed to be a simple, color photo guide to help you identify some of these plants. This guide is published electronically in Adobe Acrobat® format so that it can easily be updated as additional photographs become available. You have permission to freely download, distribute and print this guide for individual use. Photographs are © 2014 Wilde Legard, all rights reserved.

In this guide, the included plants are sorted first by form (Ferns & Fern-like, Grasses & Grass-like, Herbaceous, Woody), then by most common flower color, and finally by similar looking flowers (grouped by genus within each family). Each photograph has the following information, separated by '-':

COMMON NAME	According to <i>The Jepson Manual: Vascular Plants of California, Second Edition (JM2)</i> and other references (not standardized).
(Scientific Name)	According to <i>JM2</i> and <i>eFlora</i> (ucjeps.berkeley.edu/IJM.html).
Origin & Longevity	Native, Naturalized, or Waif (not reproducing without human care). Annual, Biennial, Perennial, or a combination.
Family Name	Common family name according to <i>JM2</i> ,
(Bloom date range)	Period during the year when the plant blooms, according to <i>JM2</i> and other sources. '-' if plant does not bloom (ie. Ferns).
Habitat	Habitat description according to <i>JM2</i> and other sources.
ID Characteristics	Plant description with identification characteristics and other notes, based on multiple sources including: <i>Annotated Checklist of the East Bay Flora, Second Edition (2013)</i> , <i>JM2</i> , <i>Plants of the San Francisco Bay Region (Revised Edition)</i> , and <i>Weeds of California and Other Western States</i> .
Additional notes	Occasionally, an additional note may appear (ie. NOXIOUS weed, INVASIVE weed, Fed & Calif. ENDANGERED, etc.).

Revision: 3/7/2014

Fern-like - Green/Brown

Wild Plants of Diablo Foothills Regional Park - Sorted by Form, Color and Family

Page 1



BRACKEN FERN (*Pteridium aquilinum* var. *pubescens*) Native Perennial - Bracken Family - - Pastures, woodland, meadows, hillsides, partial to full sun - Leaf blades widely-triangular, gen 0.5-5' long, gen 3x divided, hairy underneath.



CALIFORNIA MAIDENHAIR (*Adiantum jordanii*) Native Perennial - Brake Fern Family - - - Shaded hillsides, moist woodland - Leaves 8-28" long with many rounded symmetrical segments, each with < 4 irregular lobes. Cultivated. Sudden Oak Death carrier.



COFFEE FERN (*Pellaea andromedifolia*) Native Perennial - Brake Fern Family - - - Generally rocky or dry areas - Fronds 6-30" long, stem light brown. Leaf segments blunt, 0.24-0.6" long, 0.12-0.4" wide.



GOLDENBACK FERN (*Pentagramma triangularis* subsp. *triangularis*) Native Perennial - Brake Fern Family - - - Gen shaded, sometimes rocky or wooded areas - Leaves triangular, 1.2-4" long, undersides either granular green or powdery gold.



COMMON HORSETAIL (*Equisetum arvense*)
Native Perennial - Horsetail Family - - -
Streambanks, wet meadows, springs, other wet, shaded places - Sterile stems 4-24" tall, 6-14 sheath teeth. Fertile stems 4-13" tall, 6-10 sheath teeth.



SMOOTH SCOURING RUSH (*Equisetum laevigatum*) Native Perennial - Horsetail Family - - -
Moist, sandy or gravelly areas - Stems 1 kind only, 12-71" tall, unbranched. Sheath w/dark band only at the top.



POLYPODY FERN (*Polypodium calirhiza*) Native Perennial - Polypody Family - - -
On plants, rocky cliffs or outcrops, roadcuts, often granitic or volcanic, rarely dunes - Leaf blades 4-8" long, often widest above base, deeply lobed.



COASTAL WOOD FERN (*Dryopteris arguta*) Native Perennial - Wood Fern Family - - -
Locally common. Open, wooded slopes, caves - Leaf 12-24" long, 5-12" wide, divided 1-2 times. Segments generally with spine-tipped teeth.



WESTERN SWORD FERN (*Polystichum munitum*) Native Perennial - Wood Fern Family - - -
Common. Wooded hillsides, shaded slopes, rarely cliffs, outcrops - Fronds gen 20-48" long, divided once. Segments usually separate, teeth point to tips, scaly rachis.



BROAD-LEAVED CATTAIL (*Typha latifolia*) Native Perennial - Cattail Family - (Jun-Jul) -
Unpolluted to nutrient-rich freshwater (brackish) marshes - Plant 4.9-9.8' tall. Widest leaves 0.4-1.1" wide. Flower cluster with no gap between flower types.



SILVER HAIR GRASS (*Aira caryophyllaea*) Naturalized Annual - Grass Family - (Apr-Jun) -
Sandy soils, open or disturbed sites - Flower cluster > 0.6" wide, diffuse with long slender branches. Spikelets about 0.1" long with 2 extended awns.



SLENDER WILD OAT (*Avena barbata*) Naturalized Annual - Grass Family - (Mar-Jun) -
Disturbed sites - Plants gen 24-32". Spikelets 0.8-1.2" long. Awns 0.8-1.8" long. Lemma tip bristles >= 0.1" long. Seeds EDIBLE whole or ground for flour. **INVASIVE weed.**



WILD OAT (*Avena fatua*) Naturalized Annual - Grass Family - (Apr-Jun) - Disturbed sites - Plants 1-5' tall. Spikelets 0.7-1.3" long. Low awn 1-1.6" long. Lemma tip bristles < 0.04" long. Seeds EDIBLE whole or ground for flour. INVASIVE weed.



RATTLESNAKE GRASS (*Briza maxima*) Naturalized Annual - Grass Family - (Apr-Jul) - Shaded sites, roadsides, pastures, weedy on coastal dunes - Stem 8-35" tall. Spikelets 0.4-0.75" long, resemble rattlesnake rattles. INVASIVE weed.



LITTLE QUAKING GRASS (*Briza minor*) Naturalized Annual - Grass Family - (Apr-Jul) - Shaded or moist, open sites - Stem 3-20" tall. Spikelets 0.1-0.2" long, resemble tiny rattlesnake rattles.



CALIFORNIA BROME (*Bromus carinatus* var. *carinatus*) Native Perennial - Grass Family - (Apr-Aug) - Coastal prairies, openings in chaparral, plains, open oak and pine woodland - Plant 20-40" tall. Flower cluster 6-16" long. Spikelet 0.8-1.6" long. Lemma 0.5-0.8" long, hairy, awn 0.3-0.6" long.



RIPGUT GRASS (*Bromus diandrus*) Naturalized Annual - Grass Family - (Apr-Jul) - Open, gen disturbed areas - Plant 6-40" tall. Spikelet 1-2.8" long. Lemma body 0.8-1.2" long, awn > 1.2" long. Barbed seeds can stick in flesh of animals. INVASIVE weed.



SOFT CHESS (*Bromus hordeaceus*) Naturalized Annual - Grass Family - (Apr-Jul) - Fields, disturbed areas - Plant 4-26" tall. Leaf hairy. Flower cluster 1-5" long, dense, some stalks > spikelet. Spikelet 0.5-0.9". Lemma 0.26-0.4", awn 0.16-0.4". INVASIVE weed.



FOXTAIL CHESS (*Bromus madritensis* subsp. *madritensis*) Naturalized Annual - Grass Family - (Apr-Jan) - Disturbed areas, roadsides - Plants 4-20" tall. Stem and sheathes smooth. Flower cluster branches visible, lower spikelets erect, > stalk.



RED BROME (*Bromus madritensis* subsp. *rubens*) Naturalized Annual - Grass Family - (Mar-Jun) - Disturbed areas, roadsides - Plant 4-20". Flower cluster condensed, branches obscure, < spikelets. Stem & sheathes hairy. INVASIVE weed.



CHEAT GRASS (*Bromus tectorum*) Naturalized Annual - Grass Family - (May-Aug) - Open, disturbed areas - Plant 2-16" tall. Flower cluster 2-9" long, open, 1-14 spikelets per branch. Spikelet 0.4-0.8". Lemma 0.35-0.5", awn 0.3-0.7". **INVASIVE weed.**



SMOOTH PAMPAS GRASS (*Cortaderia selloana*) Naturalized Perennial - Grass Family - (Sep-Mar) - Disturbed sites - Plant 6-13' tall. Leaf blades 0.1-0.5" wide, sheathes smooth. Cultivar, rarely escaped. **INVASIVE weed.**



BRISTLY DOGTAIL GRASS (*Cynosurus echinatus*) Naturalized Annual - Grass Family - (May-Jul) - Open, disturbed sites - Tufted. Stem 4-28" long. Leaf blade 0.1-0.6" wide. Flower cluster 0.4-1.6" long, 1-sided. Fertile and sterile spikelets. **INVASIVE weed.**



CALIFORNIA OAT GRASS (*Danthonia californica*) Native Perennial - Grass Family - (Apr-Aug) - Gen moist meadows, open woodland - Stem 12-52" tall. Flower cluster 0.8-2.4" long. Spikelets 3-6, 0.5-1" long, awn 0.16-0.5" long.



BIG SQUIRRELTAIL (*Elymus multisetus*) Native Perennial - Grass Family - (May-Jul) - Open, sandy to rocky areas - Tufted. Stem 6-24" tall. Leaf 0.06-0.2" wide. Spikelet 0.4-0.6" long. Glume divisions needle-shaped, lemma awn 1-4" long.



SLENDER WHEAT GRASS (*Elymus trachycaulus* subsp. *trachycaulus*) Native Perennial - Grass Family - (Jun-Aug) - Dry to moist, open areas, forest, woodland - Tufted. Stem 1-5' tall. Spikelet 0.4-0.8" long, 1 per node. Lemma awn < 0.3" long.



BEARDLESS WILD RYE (*Elymus triticoides*) Native Perennial - Grass Family - (Jun-Jul) - Dry to moist, often saline, meadows - Plant 18-50" tall, from rhizomes. Flower cluster 2-8" long. Spikelets generally 2/node. Lemmas 3-7, 0.2-0.5" long, awn to 0.12" long.



BROME FESCUE (*Festuca bromoides*) Naturalized Annual - Grass Family - (May-Jun) - Uncommon. Dry, disturbed places, coastal-sage scrub, chaparral - Stem < 20". Inflo 0.6-6" tall, dense, lower branches erect. Spikelet 0.2-0.4" long, awn 0.1-0.3" long.



HAIRY FESCUE (*Festuca microstachys*) Native Annual - Grass Family - (Apr-Jun) - Disturbed, open, gen sandy soils - Stem 6-29". Spikelet 0.2-0.4" long, awn 0.1-0.5" long. Glumes & lemma smooth or hairy.



RYE GRASS (*Festuca perennis*) Naturalized Perennial - Grass Family - (May-Sep) - Dry to moist disturbed sites, abandoned fields - Stem 20-40" tall. Spikelet 0.2-0.9" long, > glume, awned or awnless. Sterile shoots at base. INVASIVE weed.



COMMON VELVET GRASS (*Holcus lanatus*) Naturalized Perennial - Grass Family - (Jun-Aug) - Moist sites, roadbanks, cult fields, meadows - Plant 8-39" tall, very hairy. Glumes 0.12-0.24", purple; florets 0.12-0.16" w/ hooked awn. INVASIVE weed.



MEDITERRANEAN BARLEY (*Hordeum marinum* subsp. *gussoneanum*) Naturalized Annual - Grass Family - (Apr-Jun) - Dry to moist, disturbed sites - Stem 4-20". Leaf blades to 32" long, auricles < 0.08". Central lemma awn 0.25-0.7" long. INVASIVE weed.



HARE BARLEY (*Hordeum murinum* subsp. *leporinum*) Naturalized Annual - Grass Family - (Feb-May) - Moist, gen disturbed sites. Common - Stem 12-43" tall. Central spikelet stalk ~0.06" long. Central floret << lateral florets. INVASIVE weed.



JUNE GRASS (*Koeleria macrantha*) Native Perennial - Grass Family - (May-Jul) - Dry, open sites, clay to rocky soils, shrubland, woodland, conifer forest - Stem 8-32" long. Flower cluster condensed, shiny, branches short-hairy. Spikelet ~0.2" long, no awns.



CALIFORNIA MELIC (*Melica californica*) Native Perennial - Grass Family - (Apr-May) - Open or rocky hillsides, oak woodland, conifer forest - Stem 16-55". Leaf 0.06-0.2" wide. Spiklet 0.2-0.6" long, w/3-7 fertile florets; sterile tip widest above middle, tip squared.



TORREY'S MELIC (*Melica torreyana*) Native Perennial - Grass Family - (Mar-Jun) - Chaparral, conifer forest - Stem 12-40" tall. Leaf blade 0.04-0.1" wide. Spikelet 0.14-0.28" long w/1-2 florets; sterile tip widest above middle to 0.06", short-hairy lemmas.



HARDING GRASS (*Phalaris aquatica*) Naturalized Perennial - Grass Family - (Apr–Aug) - Disturbed areas, roadsides - Plant 16-79" tall, tufted. Flower cluster 0.6-6" long, unbranched. Lower florets 1 or unequal. Glume wing untoothed. **INVASIVE** weed.



ANNUAL BLUE GRASS (*Poa annua*) Naturalized Annual - Grass Family - (Feb–Sep) - Abundant. Disturbed moist ground - Plant 1-8" tall. Leaf blade 0.04-0.12" wide, soft. Flower cluster 0.4-4" long, triangular. Lemmas 0.1-0.16" long.



ONE-SIDED BLUE GRASS (*Poa secunda* subsp. *secunda*) Native Perennial - Grass Family - (Mar–Aug) - Common. Dry slopes to saline/alkaline meadows to alpine - Plant 6-40" tall, densely tufted. Flower clusters congested. Spikelets gen 0.3-0.4" long. Lemmas 0.16-0.2" long, backs rounded.



DITCH BEARD GRASS (*Polygona interruptus*) Naturalized Perennial - Grass Family - (May–Aug) - Common. Streambanks - Stem 20-35" tall, clumped. Leaf 0.2-7.7" long, 0.12-0.24" wide. Flower cluster 0.6-7" long. Glume < 0.1" long, awn < 0.12" long.



RABBITFOOT GRASS (*Polygona monspeliensis*) Naturalized Annual - Grass Family - (Apr–Aug) - Moist places, along streams - Stem 8-39". Leaf 0.4-8" long, 0.16-0.24" wide. Flower cluster 0.4-6.7" long, plume-like. Glume awn > 0.14". Lemma awn gen < 0.1". **INVASIVE**.



WATER BEARD GRASS (*Polygona viridis*) Naturalized Perennial - Grass Family - (May–Jun) - Common. Disturbed areas, wet areas, ponds, streambanks - Stem 4-40" long, trails. Leaf blades flat, 0.08-0.4" wide. Spikelet ~ 0.1" long, no awn, whorled clusters.



FOOTHILL NEEDLE GRASS (*Stipa lepidota*) Native Perennial - Grass Family - (Mar–Jun) - Dry slopes, chaparral, grassland, savanna, coastal scrub - Stem 14-39" tall. Leaf blade 4.7-9.1" long, narrow. Glumes 0.2-0.6" long. Awn 0.8-2" long.



SMILO GRASS (*Stipa miliacea* var. *miliacea*) Naturalized Perennial - Grass Family - (Mar–Sep) - Salt marshes, streambanks, chaparral, open woodland, disturbed - Stems green, large tufts, sheaths lt. Inflor arching. **INVASIVE** weed.




PURPLE NEEDLE GRASS (*Stipa pulchra*) Native Perennial - Grass Family - (Mar–Jun) - Oak woodland, chaparral, grassland - Stem 14-39" long. Leaf blade 4-8" long. Glumes 0.5-0.8" long, ~equal. Awn 1.6-4" long, last segment straight.




BALTIC RUSH (*Juncus balticus* subsp. *ater*) Native Perennial - Rush Family - (Jul–Nov) - Moist to ± dry sites - Stem 14-43" tall, round, not twisted. No leaf blade. Flowers generally 0.1-0.2" long.



SPREADING RUSH (*Juncus patens*) Native Perennial - Rush Family - (Jun–Oct) - Marshy places, creeks, seeps - Plant 12-41" tall, densely tufted. Stems blue-gray-green & distinctly grooved when fresh. Stamens 6.



IRIS-LEAVED RUSH (*Juncus xiphioides*) Native Perennial - Rush Family - (Jul–Oct) - Wet places - Plant 16-32" tall. Leaf blades 0.2-0.5" wide, flat, Iris-like. Heads many, few-flowered. Anthers 6, < filaments, flowers self-pollinating.



SANTA BARBARA SEDGE (*Carex barbarae*) - Native Perennial - Sedge Family - (May–Aug) - Seasonally wet places - Stem 6-36" tall, base brown to purple. Lowest flower cluster "leaves" < 4" long. Spikelets brown, 1-3" long, 0.2-0.3" wide.



TALL NUTSEDEGE (*Cyperus eragrostis*) Native Perennial - Sedge Family - (May–Nov) - Vernal pools, streambanks - Leaves basal. Flower cluster bracts 4-8. Spikelets 0.2-0.8" long, oblong, in heads to 1.6" wide. Seeds short-stalked.



COMMON SPIKERUSH (*Eleocharis macrostachya*) Native Perennial - Sedge Family - (Spring–summer) - Common. Fresh to brackish wetland - Stem 8-39" tall, 0.06-0.1" wide. Spikelet 0.2-1.6" long, 0.08-0.2" wide, style 2-branched.



COMMON TULE (*Schoenoplectus acutus* var. *occidentalis*) Native Perennial - Sedge Family - (Summer) - Common. Marshes, shores, fens, shallow lakes, often emergent - Stem 3.3-13' tall, fat, round x-section, blue-green.



OLNEY'S THREE-SQUARE BULRUSH (*Schoenoplectus americanus*) Native Perennial - Sedge Family - (Summer) - Mineral-rich or brackish marshes, shores, fens, springs - Stem 1.2-8.2' tall, sharply 3-angled, not leafy. Flower cluster head-like.



GRAND HOUND'S TONGUE (*Cynoglossum grande*) Native Perennial - Borage Family - (Feb-May) - Chaparral, woodland - Stem 1-3'. Leaf stalk 3-6". Leaf blade 3-6" cm long, broadly oval. Flowers bright blue w/inner white teeth.



BROADLEAVED FORGET-ME-NOT (*Myosotis latifolia*) Naturalized Perennial - Borage Family - (Feb-Jul) - Moist, disturbed, shady places - Stem < 28" long, base woody. Leaves to 0.8" wide. Flowers light blue, 0.2-0.4" wide. **INVASIVE weed.**



BABY BLUE-EYES (*Nemophila menziesii* var. *menziesii*) Native Annual - Borage Family - (Feb-May) - Meadows, grassland, chaparral, woodland, slopes - Plant 4-12". Lower leaves w/6-13 lobes. Flowers bright blue w/white center, 0.2-1.6" wide.



BREWER PHACELIA (*Phacelia breweri*) Native Perennial - Borage Family - (Mar-Jun) - Rocky soils, slopes, chaparral, oak woodland - Plant 4-18" tall. Leaves 0.4-1.6" long, 0-few lobes. Flowers 0.16-0.24" long, light blue. Seeds 1-2.



FIELD PHACELIA (*Phacelia ciliata*) Native Annual - Borage Family - (Feb-Jun) - Clay or gravelly slopes in grassland, fields - Plant 4-22" tall. Leaves deeply lobed to divided. Flowers 0.3-0.4" long, purple. Flower bracts large w/raised veins. Seeds 4.



DIVARICATE PHACELIA (*Phacelia divaricata*) Native Annual - Borage Family - (Apr-Jun) - Open areas, chaparral, woodland, grassland - Plant 3.5-16" tall. Leaves with 0-few lobes. Flowers 0.4-0.6" long, lavender to violet. Seeds 8-16.



TANSY-LEAF PHACELIA (*Phacelia tanacetifolia*) Native Annual - Borage Family - (Mar-May) - Sandy to gravelly slopes, open areas - Plant 0.6-39" tall. Leaves divided. Flowers 0.24-0.35" long, blue, persistent in fruit. Seeds 1-2.



FIESTA FLOWER (*Pholistoma auritum* var. *auritum*) Native Annual - Borage Family - (Mar–Jun) - Ocean bluffs, talus slopes, woodland, streambanks, canyons - Stem 8-47" tall. Leaf lobes 7-13. Flowers 0.3-0.6" long, 0.4-1.2" wide, purple, with bractlets.



BLUE DICKS (*Dichelostemma capitatum* subsp. *capitatum*) Native Perennial - Brodiaea Family - (Mar–Jun) - Open woodland, scrub, desert, grassland - Plant 2-28" tall. Flowers blue-purple, not narrowed in the middle. Stamens 6. Early spring bloomer.



ITHURIEL'S SPEAR (*Triteleia laxa*) Native Perennial - Brodiaea Family - (Apr–Jun) - Common. Open forest, conifer or foothill woodland, grassland on clay soil - Flower stem 4-28". Leaves 8-16", 0.16-1" wide. Flowers blue, blue-purple or white, 0.7-1.9" long.



MEDITERRANEAN LINSEED (*Bellardia trixago*) Naturalized Annual - Broom-rape Family - (Apr–Jun) - Disturbed grassland. - Plant sticky-hairy. Stem 6-32" tall. Leaves lance-shaped, toothed. Flowers 0.8-1" long, 2-lipped: upper lip pink, lower lip white. INVASIVE.




COMMON OWL'S-CLOVER (*Castilleja densiflora* subsp. *densiflora*) Native Annual - Broom-rape Family - (Mar–May) - Grassland - Plant 4-16" tall. Leaves 0.8-3.1" long, narrow-lobed. Flower cluster gen rose-purple. Flower upper lip straight.



PURPLE OWL'S-CLOVER (*Castilleja exserta* subsp. *exserta*) Native Annual - Broom-rape Family - (Mar–May) - Open fields, grassland - Plant sticky, short-hairy. Flower cluster tipped white, pale yellow or rose. Flower upper lip hooked, fuzzy.



DWARF OWL'S CLOVER (*Triphysaria pusilla*) Native Annual - Broom-rape Family - (Apr–Jun) - Grassland - Plant 2-8" tall, yellow-brown or purple, hairy. Leaves 0.2-1.2" long, 3-9-lobed. Flowers purple (yellow), 0.16-0.28" long, in leaf axils.



TIBURON BUCKWHEAT (*Eriogonum luteolum* var. *caninum*) Native Annual - Buckwheat Family - (May–Oct) - Serpentine - Plant 2-12" tall. Leaf blades wide. Flowers <= 0.1" long, reddish, mostly terminal. CNPS: FAIRLY ENDANGERED.



WATER SMARTWEED (*Persicaria amphibia*) Native Perennial - Buckwheat Family - (Jun–Nov) - Shallow lakes, streams, shores - Aquatic (floating leaves) or terrestrial. Flower clusters 0.4–6" long, 0.3–0.8" wide, pink to red.



GIANT TRILLIUM (*Trillium chloropetalum*) Native Perennial - Bunchflower Family - (Apr–May) - Edges of redwood forest, chaparral, gen moist slopes, canyon banks in alluvial soils - Flowers dark purple to white, sessile. Petals 2.6–4" long, odor rose-like or spicy.



COAST LARKSPUR (*Delphinium decorum* subsp. *decorum*) Native Perennial - Buttercup Family - (Mar–May) - Open coastal grassland, chaparral - Stems 3–14" tall. Leaves short-hairy under, with few-toothed lobes. Flowers few, dark blue-purple.



SPREADING LARKSPUR (*Delphinium patens* subsp. *patens*) Native Perennial - Buttercup Family - (Mar–Jun) - Grassland, open woodland - Stem 4–35" long. Leaves glabrous, divided into few-toothed lobes. Flowers few, bright or dark blue-purple.



ROYAL LARKSPUR (*Delphinium variegatum* subsp. *variegatum*) Native Perennial - Buttercup Family - (Mar–May) - Grassland, open oak woodland - Stem < 24" w/spreading hairs. Leaves w/finger-like segments. Flowers dark royal blue, large and few.



PURPLE SANICLE (*Sanicula bipinnatifida*) Native Perennial - Carrot Family - (Mar–May) - Open grassland, gen on serpentine, or pine/oak woodland - Plant 5–24" tall. Leaves 1.6–7.5" long, 1–2x divided on a winged central axis. Flowers dark purple. Fruits prickly.



CALIFORNIA MILKWEED (*Asclepias californica*) Native Perennial - Dogbane Family - (Apr–Jul) - Flats, grassy or brushy hillsides - Plant densely white-woolly. Leaves oval. Flowers dark purple, ~ 0.5" long, petals bent back. Food plant for Monarch butterflies.



NARROW-LEAF MILKWEED (*Asclepias fascicularis*) Native Perennial - Dogbane Family - (May–Oct) - Dry ground, valleys, foothills - Plant gen hairless. Stem leaves narrow, 3–5 in whorls. Flowers green-white to purple-tinged, ~0.25" long.



SHOWY MILKWEED (*Asclepias speciosa*) Native Perennial - Dogbane Family - (May-Sep) - Many habitats incl fields, roadsides - Plants green, hairy. Leaves opposite, ovate. Petals rose-purple, > 0.3" long; curving tooth-like hoods. Monarch butterfly food plant.



GREATER PERIWINKLE (*Vinca major*) Naturalized Perennial - Dogbane Family - (Mar-Jun(Jan)) - Coastal bluffs, sheltered places, esp along stream beds - Plant sprawling. Leaf blade ~ 2.8" long, oval. Flower purple-blue, 1.2-2" wide at top. INVASIVE weed.



MULE-EAR CLARKIA (*Clarkia biloba* subsp. *biloba*) Native Annual - Evening Primrose Family - (May-Aug) - Foothill woodland, serpentine or not - Stem < 3.3'. Petals purple-pink, 2-lobed, 0.4-0.6" long, gen 1.5x width. Axis and buds pendant, sepals fused.



HERALD-OF-SUMMER (*Clarkia gracilis* subsp. *gracilis*) Native Annual - Evening Primrose Family - (Apr-Jul) - Common. Openings in woodland, forest - Plant < 35". Buds nodding. Petals 0.2-0.9" long, pink. Stigma = anthers. Ovary 4-grooved. Sepals united.



FOUR-SPOT (*Clarkia purpurea* subsp. *quadrivulnera*) Native Annual - Evening Primrose Family - (Apr-Aug) - Common. Open, grassy or shrubby places - Buds erect. Petals < 0.6", lavender to dark red. Ovary 8-grooved. Sepals 1's or 2's.



RUBY CHALICE CLARKIA (*Clarkia rubicunda*) Native Annual - Evening Primrose Family - (May-Aug) - Openings in woodland, forest, chaparral near coast - Stem < 5' long. Buds erect. Petals 0.4-1.2", rose w/red base. Sepals united. Stigma > anthers.



ELEGANT CLARKIA (*Clarkia unguiculata*) Native Annual - Evening Primrose Family - (Apr-Sep) - Common. Woodland - Buds nodding. Axis erect. Petals 0.4-1" long, pink to dark-red, clawed. Sepals united; sepals & ovary w/spreading hairs to 0.1".



PANICLED / WEEDY WILLOWHERB (*Epilobium brachycarpum*) Native Annual - Evening Primrose Family - (Jun-Sep) - Common. Dry open or disturbed woodland, grassland, roadsides - Plant 8-79" tall, diffuse. Petals 2-15 mm long, white to rose-purple.



COMMON WILLOWHERB (*Epilobium ciliatum* subsp. *ciliatum*) Native Perennial - Evening Primrose Family - (Jun–Oct) - Common. Disturbed places, moist meadows, streambanks, roadsides - Plant 20-48" tall, smooth or short-hairy. Petals 2-6 mm, white to pink.



CHAPARRAL WILLOWHERB (*Epilobium minutum*) Native Annual - Evening Primrose Family - (Apr–Sep) - Dry, open, disturbed areas, vernal pools, often after fire - Plant < 16" tall. Flower cluster open. Petals 0.1-0.2" long, white or pink. Leaves flat, not clustered.



MONTEREY CENTAURY (*Zeltnera muehlenbergii*) Native Annual-Biennial - Gentian Family - (Jun–Aug) - Moist coastal bluffs, forest openings - Plant 1.2-12" tall. Leaf 0.6-1" long. Flowers pink, 0.5-0.75" mm long, lobes 0.08-0.28" long; flower stalk < 0.0" long.



LONG-BEAKED FILAREE (*Erodium botrys*) Naturalized Annual - Geranium Family - (Mar–Jul) - Dry, open or disturbed sites - Stem 4-35" tall, coarse-hairy. Leaves lobed. Petals pink, 0.3-0.5" long. Sepals w/reddish tip. Fruit beak 2-4.7" long.



REDSTEM FILAREE (*Erodium cicutarium*) Naturalized Annual - Geranium Family - (Feb–Sep) - Open, disturbed sites, grassland, scrub - Stem 4-20". Leaves compound, leaflets dissected. Sepal tip bristly. Petal pink to purple. Fruit beak 0.8-2". INVASIVE.



GREENSTEM FILAREE (*Erodium moschatum*) Naturalized Annual - Geranium Family - (Feb–Sep) - Open, disturbed sites - Stem 4-24", short-hairy. Leaves compound, leaflets toothed. Sepal tip glabrous. Petals 0.4-0.6" long, pink. Fruit beak 0.8-1.6" long.



CUT-LEAVED GERANIUM (*Geranium dissectum*) Naturalized Annual - Geranium Family - (Mar–Jul) - Open, disturbed sites - Stem 3-28" tall, rough-hairy. Leaf blades deeply divided. Petals violet-red, 0.1-0.25" long w/notched tips. Flower stalk sticky. INVASIVE.



HAIRY DOVE'S FOOT GERANIUM (*Geranium molle*) Naturalized Annual - Geranium Family - (Feb–Aug) - Open to shaded sites, disturbed ground - Stem 4-17" tall. Petals red-purple, 0.1-0.4" long, notched. Sepals awnless. Fruit smooth, wrinkled.



DOUGLAS IRIS (*Iris douglasiana*) Native Perennial - Iris Family - (May-Jul) - Common. Grassy places, esp near coast - Stem 6-20" tall. Leaves 0.4-0.9" wide. Perianth tube 0.04-0.12" long, petals 0.6-1.2" wide, stigmas triangular. NOXIOUS weed.



WESTERN BLUE-EYED-GRASS (*Sisyrinchium bellum*) Native Perennial - Iris Family - (Mar-May) - Common. Open, gen moist, grassy areas, woodland - Stem < 25" tall. Leaves iris-like. Petals 6, blue-purple with dark veins, 0.4-0.7" long.



CALIFORNIA LOOSESTRIFE (*Lythrum californicum*) Native Perennial - Loosestrife Family - (Apr-Sep) - Marshes, pond and stream margins - Stem 8-24" tall. Leaves 0.4-2.8" long, gray-smooth, linear. Petals purple, 0.2-0.3" long; 2 style forms.



GRASS-POLY (*Lythrum hyssopifolia*) Naturalized Annual-Perennial - Loosestrife Family - (Apr-Oct) - Marshes, drying pond margins, disturbed ground - Stem 4-24". Leaves 0.2-1.2" long, ~ elliptical. Petals pink, 0.1-0.2" long. 2 awl-like appendages. INVASIVE weed.



FIELD MADDER (*Sherardia arvensis*) Naturalized Annual - Madder Family - (Mar-Jul) - Pastures, disturbed areas, grassland, dry meadows, oak woodland - Stem 2.8-6.3" long. Leaves in whorls of 5-6, 0.2-0.5" long. Flowers pink or lavender, the 4 lobes < tube.



BULL MALLOW (*Malva nicaeensis*) Naturalized Annual - Mallow Family - (Mar-Jun) - Disturbed places - Stem 0.7-2'. Leaf blade 1.2-4.7" wide, 5-7 shallow lobes. Bractlets egg-shaped, 0.16-0.2" long. Petals pink to blue-violet, 0.2-0.5" long.



RED MAIDS (*Calandrinia ciliata*) Native Annual - Miner's Lettuce Family - (Feb-May) - Common. Sandy to loamy soil, grassy areas, cult fields - Petals 0.2-0.6" long, bright pink to red, round-tipped. Fruit < 0.1" longer than bracts.



CLASPING HENBIT (*Lamium amplexicaule*) Naturalized Annual-Biennial - Mint Family - (Apr-Sep) - Disturbed sites, cult or abandoned fields - Stem 4-16" long. Leaf blades 0.4-1" long, upper stalkless. Flowers red-purple, gen 0.4-0.7" long.




COYOTE-MINT (*Monardella villosa* subsp. *villosa*) Native Perennial - Mint Family - (May–Aug) - Dry rocky slopes, oak woods, chaparral - Plant < 20" tall. Leaves ovate, 0.4-0.9" long. Flower head 0.4-1.2" wide. Flowers pink to purple.



THYMELEAF BEARDSTYLE (*Pogogyne serpylloides*) Native Annual - Mint Family - (Mar–Jun) - Grassy, brushy areas - Plant inconspicuous. Stem 1-8" long, low-growing. Flowers 0.1-0.2" long, lavender, in dense clusters.



CHIA (*Salvia columbariae*) Native Annual - Mint Family - (Mar–Jun) - Dry, disturbed sites, chaparral, coastal-sage scrub - Plant 4-20" tall. Leaf 0.8-4" long, many 2x divided. Flower cluster head-like, 1-2 on bare stem. Flowers blue, tubes 6-8 mm long.



COMMON RIGID HEDGE-NETTLE (*Stachys rigida* var. *quercetorum*) Native Perennial - Mint Family - (Mar–Oct) - Moist to ± dry places - Plant gen < 39", hairy, sticky. Leaf 2-3.5" long, egg-shaped w/heart-shaped base. Flowers 6-10/group, pink, 0.24-0.4" long.



VINEGAR WEED (*Trichostema lanceolatum*) Native Annual - Mint Family - (Jun–Nov) - Dry, open, gen disturbed habitats - Plant < 39" tall. Leaf blades 0.8-2.8" long, leaf stalk, ~ stalkless. Flowers purple-blue, tube 0.2-0.4" long, curving up. Vinegar scent.



RADISH (*Raphanus sativus*) Naturalized Annual - Mustard Family - (May–Jul) - Disturbed areas, fields - Stem 16-51" long. Petals 0.6-1" long, white to purple. Fruit a fat cylinder w/constrictions between seeds. INVASIVE weed.



BRISTLY JEWEL FLOWER (*Streptanthus glandulosus* subsp. *glandulosus*) Native Annual - Mustard Family - (Apr–Jul) - Serpentine, bare slopes, chaparral & woodland openings - Flower lavender or purple-brown.



STARFLOWER (*Trientalis latifolia*) Native Perennial - Myrsine Family - (Apr–Jul) - Shaded places, esp woodland - Stem 2-12". Leaves 1-3.5" long, 0.4-2" wide, egg-shaped; stem leaves in 1 whorl near stem tip. Flower gen pink to rose, 0.3-0.6" wide.



SICKLE LEAF ONION (*Allium falcifolium*) Native Perennial - Onion or Garlic Family - (Apr–Jun) - Common. Heavy clays including serpentine - Leaves 2, flat, curved. Stem flat, winged. Flowers rose-purple or dingy white, 10-30, 0.4-0.6" long.



JEWELLED ONION (*Allium serra*) Native Perennial - Onion or Garlic Family - (Apr–May) - Common. Grassy slopes - Flowers pink to rose, crowded, 10-40. "Petals" about 0.2" long, ± erect, ± lance-shaped, papery and folded over fruit when in fruit.



SPANISH CLOVER (*Acemispum americanus* var. *americanus*) Native Annual - Pea Family - (May–Oct) - Coast, chaparral, waterways, roadsides, disturbed areas - Plant 2-24", hairy. Flowers white to pink, solitary, bract lobes >> flower tube.



SMALL-FLOWER LOTUS (*Acemispum parviflorus*) Native Annual - Pea Family - (Mar–May) - Abundant. Coastal bluffs to oak/pine or fir woodland, open or disturbed areas - Flowers pinkish, solitary, 0.2" long, on stalk with bracts. Not hairy.



PERENNIAL SWEET PEA (*Lathyrus latifolius*) Naturalized Perennial - Pea Family - (Apr–May) - Disturbed areas, esp roadsides - Stem smooth, robust, broadly winged. Leaflets in 2's. Flowers 0.8-1.2" long, bright pink. Escaped ornamental.



PACIFIC PEA (*Lathyrus vestitus* var. *vestitus*) Native Perennial - Pea Family - (Feb–Jul) - North: Conifer forest. South: chaparral & oak woodland - Stem wings to 0.02" wide. Leaves gen elliptic. Flowers 0.5-0.7" long, pale lavender to purple.



MINIATURE LUPINE (*Lupinus bicolor*) Native Annual - Pea Family - (Mar–Jun) - Abundant. Open or disturbed areas - Plant 4-16", hairy. Flower 0.16-0.4" long, banner longer than wide, upper keel ciliate near tip, pedicel < 0.12". Fruit 0.12-0.24" wide.



SUMMER LUPINE (*Lupinus formosus* var. *formosus*) Native Perennial - Pea Family - (Apr–Sep) - Dry clay soils, grassland, open areas under pines, gen in valleys - Plant 8-32", low growing. Leaves hairy. Flowers purple, hairless, summer/fall blooming.



CHICK LUPINE (*Lupinus microcarpus* var. *microcarpus*) Native Annual - Pea Family - (Mar-Jun) - Abundant. Open or disturbed areas, occ seeded on roadbanks - Plant 4-32", hairy. Leaves smooth above. Flowers gen pink to purple. Flower bracts shaggy.



SKY LUPINE (*Lupinus nanus*) Native Annual - Pea Family - (Mar-Jun) - Abundant. Open or disturbed areas - Plant 4-24" tall, hairy. Flowers blue to pink to white, 0.2-0.6" long; banner as wide as long. Flower stalk gen > 0.12" long.



ARROYO LUPINE (*Lupinus succulentus*) Native Annual - Pea Family - (Feb-May) - Abundant. Open or disturbed areas, often seeded on roadbanks - Plant 8-40" tall, fleshy, sparsely hairy. Flowers 0.5-0.7" long, whorled, gen blue-purple, petal claws short-hairy.




RANCHERIA CLOVER (*Trifolium albopurpureum*) Native Annual - Pea Family - (Mar-Jun) - Abundant. Dunes, grassland, wet meadows, slopes, disturbed areas, etc - No head bract. Flowers purple + white, 0.2-0.3", no stalk. Flower bracts hairy, teeth linear, = flowers.



BEARDED CLOVER (*Trifolium barbigerum*) Native Perennial - Pea Family - (Apr-Jun) - Wet meadows, open, disturbed areas - Leaflets 0.6-1" long. Head 0.2-1" wide, gen bristly. Flowers pink-purple, 0.2-0.4" long.



DECEIVING CLOVER (*Trifolium bifidum* var. *decipiens*) Native Annual - Pea Family - (Apr-Jun) - Open, grassy areas, forest - Leaflet tip square/notched. Flower small, yellow to pink-purple, soon reflex. Flower stalk top sparsely hairy.



FOOTHILL CLOVER (*Trifolium ciliolatum*) Native Annual - Pea Family - (Mar-Jun) - Locally common. Grassland, chaparral, disturbed areas - Flower head 0.3-0.8" wide w/vestigial bract. Flowers pink to purple, soon reflexed, bracts w/short, flat bristles.




PINPOINT CLOVER (*Trifolium gracilentum*) Native Annual - Pea Family - (Mar-Jun) - Open, disturbed places, occas serpentine - Leaflet tips not deep-notched. Reflexed pink-purple flowers w/point. Flower bracts completely smooth.



ROSE CLOVER (*Trifolium hirtum*) Naturalized Annual - Pea Family - (Apr-May) - Disturbed areas, roadsides - Head with 1-2 bract-like leaves immed below. Flowers pink, 0.4-0.6" long, densely-bristly in fruit. INVASIVE weed.



SMALL-HEAD CLOVER (*Trifolium microcephalum*) Native Annual - Pea Family - (Apr-Aug) - Streambanks, moist, disturbed areas, roadsides, serpentine, conifer forest - Hairy. Head bract cup-like. Flowers pink to lavender, calyx lobes smooth-edged, > flowers.



TOMCAT CLOVER (*Trifolium willdenovii*) Native Annual - Pea Family - (Mar-Jun) - Abundant. Disturbed, gen spring-moist, heavy soils, occas serpentine - Head bract wheel-shaped, sharp-lobed. Leaf narrow. Flowers purple w/white tip, 0.3-0.6" long.



NARROW-LEAVED VETCH (*Vicia sativa* subsp. *nigra*) Naturalized Annual - Pea Family - (Mar-Jun) - Roadsides, disturbed areas, grassland, open areas in oak and riparian woodlands - Flowers 1-2 at leaf bases, pink-purple to white, 0.4-0.7" long. Leaflets 0.2-0.3" wide.



SPARSELY HAIRY VETCH (*Vicia villosa* subsp. *varia*) Naturalized Annual-Biennial - Pea Family - (Mar-Jun) - Grassland, roadside, disturbed areas - Stems w/few hairs. Flowers 10-20, blue-purple to white, 0.4-0.55" long. Lower bract lobes 0.04-0.1" long.



MANY-STEM CALIFORNIA GILIA (*Gilia achilleifolia* subsp. *multicaulis*) Native Annual - Phlox Family - (Feb-Jun) - Open or shaded, gen grassy places, sandy or rocky soil - Leaves linear-lobed. Flowers white to lavender, 0.2-0.4" long, not in heads.



PURPLESPOT GILIA (*Gilia clivorum*) Native Annual - Phlox Family - (Feb-Jun) - Common. Open, grassy areas - Stem 2-12" tall, hairy, branched. Leaves narrowly linear-lobed. Flowers 0.25-0.3" long, tube yellow, purple-spotted. Flowering stem sticky.



SERPENTINE LEPTOSIPHON (*Leptosiphon ambiguus*) Native Annual - Phlox Family - (Apr-May) - Grassy areas gen serpentine - Stem 0.4-0.8", thread-like. Diffuse. Corolla throat widely-widened. CNPS: FAIRLY ENDANGERED.



PINKLOBE LEPTOSIPHON (*Leptosiphon androsaceus*) Native Annual - Phlox Family - (Apr–Jun) - Open or shaded areas in woodland, chaparral - Plant 2-18", hairy. Flowers pink, bracted group, tube 0.4-1.3" long, lobes gen > 0.3" long.



SLENDER ANNUAL PHLOX (*Microsteris gracilis*) Native Annual - Phlox Family - (Mar–Aug) - Dry to moist areas - Plant < 8" tall, glandular-hairy. Leaves 0.4-1.2" long. Flowers 0.3-0.5" long, tubes yellow, lobes bright pink to white.



DOWNY NAVARRETIA (*Navarretia pubescens*) Native Annual - Phlox Family - (May–Jul) - Open, slopes, gravel, clay - Stem 5.5-13", tan to red-brown. Bracts irregularly toothed. Calyx lobes often toothed. Flowers 0.4-0.6" long, bright blue-purple.



SKUNKWEED (*Navarretia squarrosa*) Native Annual - Phlox Family - (Jun–Aug) - Common. Open, wet, gravelly flats, slopes - Plant 4-24" tall, sticky, with skunk-like odor. Flowers 0.35-0.47" long, dark blue; petal lobes 0.08" long.




WIRY SNAPDRAGON (*Antirrhinum vexillocalyculatum* subsp. *vexillocalyculatum*) Native Annual - Plantain Family - (Jun–Aug) - Disturbed areas - Stem 3-67" long, often clinging to other plants. Flowers lavender, 0.4-0.7" long.



CHINESE-HOUSES (*Collinsia heterophylla* var. *heterophylla*) Native Annual - Plantain Family - (Mar–Jun) - Shady places in chaparral, open mixed woodland, oak woodland - Plant 4-20" tall. Flowers 0.6-0.8" long, upper lip whitish.



PERSIAN SPEEDWELL (*Veronica persica*) Naturalized Annual - Plantain Family - (Feb–May) - Wet, disturbed areas, fields - Stem 2-24" long, crawling. Flowers on 0.6-1.2" long stalks. Flowers blue, purple-lined with a white center.



PACIFIC BLEEDING HEART (*Dicentra formosa*) Native Perennial - Poppy Family - (Mar–Jul) - Damp, shaded areas - Plant 8-18" tall. Leaves dissected, 8-20" long. Flowers heart-shaped, rose-pink, nodding, 2-30 per cluster, 0.5-1.2" long.



PADRE SHOOTING STAR (*Dodecatheon clevelandii* subsp. *patulum*) Native Perennial - Primrose Family - (Mar-May) - Moist places, often on serpentine or in \pm alkaline sites - Leaf blade length $>2x$ width. Flowers often white. Filament tube w/light spots below anthers.



MOSQUITOBILLS SHOOTING STAR (*Dodecatheon hendersonii*) Native Perennial - Primrose Family - (Mar-Jul) - Gen in shady sites - Leaf blade length generally $<2x$ width. Flower parts 4s or 5s. Filament tube solid black.



ITALIAN THISTLE (*Carduus pycnocephalus* subsp. *pycnocephalus*) Naturalized Annual - Sunflower Family - (Mar-Jul) - Roadsides, pastures, disturbed areas - Stems 8-79", narrow spiny-wings. Lower leaves 4-10 lobed, heads 2-5, flower bracts woolly. NOXIOUS.



PURPLE STAR-THISTLE (*Centaurea calcitrapa*) Naturalized Annual-Biennial - Sunflower Family - (Apr-Nov) - Pastures, disturbed places - Plant 8-40"+. Basal leaves 1-2x divided into narrow lobes. Flowers purple with spiny bracts. NOXIOUS weed.



BULL THISTLE (*Cirsium vulgare*) Naturalized Biennial - Sunflower Family - (May-Oct) - Common. Disturbed areas - Plant 12-79" tall. Top of leaves bristly; leaf base forming decurrent wings on stem. Flowers purple, gen 1-2" wide. NOXIOUS weed.



ARTICHOKE THISTLE (*Cynara cardunculus* subsp. *flavescens*) Naturalized Perennial - Sunflower Family - (Apr-Jul) - Disturbed places - Plant 1.6-8' tall. Artichoke head 1.6-6" diam, spine-tipped. Flowers blue or purple, 1.2-2" long. NOXIOUS weed.



WEEDY CUDWEED (*Pseudognaphalium luteoalbum*) Naturalized Annual - Sunflower Family - (Apr-Aug) - Disturbed sites, fields, streambeds - Heads 0.12-0.16" long, yellowish, female-tipped. Flowers < 0.08 " long, pappus bristles connected.



MILK THISTLE (*Silybum marianum*) Naturalized Annual-Biennial - Sunflower Family - (Feb-Jun) - Roadsides, pastures, disturbed areas - Stem 1-10', stout. Leaves spiny, shiny green w/white veins and spots. Flowers red-purple. INVASIVE weed.



TWIGGY WREATH PLANT (*Stephanomeria virgata* subsp. *pleurocarpa*) Native Annual - Sunflower Family - (Jun–Nov) - Chaparral openings, grassland - Plant 20-79". Stem leaves oblong, bract-like. Flower bracts not spreading. Flowers 5-6, white to dark pink.



PURPLE SALSIFY (*Tragopogon porrifolius*) Naturalized Biennial-Perennial - Sunflower Family - (Mar–Nov) - Common. Disturbed places - Plant 16-39" tall, milky sap. Leaves 0.8-1.6" long, very narrow, waxy blue. Flowers purple.



ROBUST VERVAIN (*Verbena lasiostachys* var. *scabrida*) Native Perennial - Vervain Family - (May–Sep) - Open, dry to wet places - Plant 14-32" tall. Leaves green, narrow, 3-lobed, stiff-haired above. Flowers blue to purple on long stalk.



TUMBLEWEED (*Amaranthus albus*) Naturalized Annual - Amaranth Family - (Jun–Oct) - Disturbed areas, roadsides, riverbanks, sandy places, agricultural fields - Plant upright, bushy. Stem pale. Flower clusters ≤ 0.6 " long, at base of leaves. Flowers with 3 "petals".



REDROOT PIGWEED (*Amaranthus retroflexus*) Naturalized Annual - Amaranth Family - (Jun–Nov) - Common. Wet fields, roadside ditches, waste places, agricultural fields - Stem upright, 0.5-6' tall. Flower clusters green, dense, at leaf bases and stem tips.



JEPSON BROOMRAPE (*Orobanche californica* subsp. *jepsonii*) Native Perennial - Broom-rape Family - (Jul–Sep) - Uncommon. Gen dry flats, slopes. Root parasite on sunflower family - Plant 4-14" tall. Flowers > 20, stalkless, lips 0.4-0.55" long, buff-colored.



GREEN DOCK (*Rumex conglomeratus*) Naturalized Perennial - Buckwheat Family - (May–Aug) - Common. Moist places - Stem 12-32" tall, unbranched below. Flower cluster open. Fruit valves ~ 0.1 " long, scarcely winged around the 3 tubercles, smooth edged.



CURLY DOCK (*Rumex crispus*) Naturalized Perennial - Buckwheat Family - (All year) - Abundant. Disturbed places - Stem 16-39" tall. Flower cluster dense, valves 0.2-0.24", winged around tubercles, smooth edged. 1 tubercle enlarged. INVASIVE.



FIDDLE DOCK (*Rumex pulcher*) Naturalized
Perennial - Buckwheat Family - (May-Sep) -
Disturbed places, meadows, moist or dry habitats
- Stem 8-24" long, branches widely spreading.
Leaf blades 1.6-4" long, 1.2-2" wide. Valves
w/2-5 teeth.



WOOLLY FRUITED DESERTPARSLEY (*Lomatium dasycarpum* subsp. *dasycarpum*)
Native Perennial - Carrot Family - (Mar-Jun) -
Rocky (gen serpentine), chaparral, woodland -
Plant 4-20", short-hairy. Flowers greenish-white,
petals and fruit hairy.



DURANGO ROOT (*Datisca glomerata*) Native
Perennial - Datisca Family - (May-Jul) - Dry
streambeds or washes - Stem 3.3-6.6' tall.
Leaves ~ 6" long, lance-shaped, alternate above,
opposite/whorled below. Flowers small with no
petals.



RUSSIAN THISTLE (*Salsola tragus*) Naturalized
Annual-Perennial - Goosefoot Family - (Jul-Oct) -
Common. Disturbed places - Plant < 5' tall. Stem
gen red-stripped, widely branched. Leaves
succulent, 0.3-2" long, upper spine-tipped.
NOXIOUS.



HORNWORT (*Ceratophyllum demersum*) Native
Annual - Hornwort Family - (Jun-Aug) - Common.
Ditches, lakes, ponds, pools, slow watercourses;
water 0.1-4 m deep, fresh to ± brackish, medium
to high nutrient levels. - Leaves forked, serrate,
stiff.



CHECKER LILY (*Fritillaria affinis*) Native
Perennial - Lily Family - (Mar-Jun) - Common.
Oak or pine scrub, grassland - Stem 4-47" tall.
Leaves 1.6-6.3" long, whorled below. Petals
mottled brown-purple and yellow-green, 0.4-1.6"
long.



PHLOX-LEAF SERPENTINE BEDSTRAW (*Galium andrewsii* subsp. *gatense*) Native
Perennial - Madder Family - (Apr-Jun) - Dry,
rocky places in serpentine soil, chaparral or open
oak/pine woodland - Plant open. Stem 2-9". Leaf
gen flat, > internode. Phlox-like.



DWARF PEPPERGRASS (*Lepidium latipes*)
Native Annual - Mustard Family - (Mar-Jun) -
Alkaline soils, vernal pool margins, salt marsh
edges, pastures - Stem 0.8-6" long. Leaves
0.8-4" long. Flower cluster distinctly compacted.



HOARY NETTLE (*Urtica dioica* subsp. *holosericea*) Native Perennial - Nettle Family - (Jun-Sep) - Meadows, seeps, springs, margins of marshes, streams, lakes, moist areas in chaparral, coastal scrub - Plant 3.3-9.8' tall, grayish, covered with stinging hairs.



DWARF NETTLE (*Urtica urens*) Naturalized Annual - Nettle Family - (Jan-Jun) - Disturbed areas, stream banks, shaded areas in grassland, oak woodland, chaparral, coastal-sage scrub, riparian woodland - Leaf teeth sharp. Petals 2 large, 2 small, free to base.



DUTCHMAN'S PIPE (*Aristolochia californica*) Native Perennial - Pipevine Family - (Jan-Apr) - Streamsides, forest, chaparral - Soft-hairy vine. Stem < 16' long. Leaf blades 1.2-5.9" long. Flower green to pale brown with purple veins, 0.8-1.6" long, U-shaped.



COMMON PLANTAIN (*Plantago major*) Naturalized Annual-Perennial - Plantain Family - (Apr-Sep) - Disturbed areas - Leaves basal, blades 5-18 cm long, broadly oval, not hairy. Flowers + stem 2-24" tall, flower cluster gen 1.2-8" long.



LADY'S MANTLE (*Aphanes occidentalis*) Native Annual - Rose Family - (Mar-May) - Seasonally moist grassland, chaparral, woodland - Plant inconspicuous, soft hairy, < 4" tall. Leaves 0.1-0.5" long, deeply lobed. Flowers yellow-green, < 0.1" long.



TURKEY-MULLEIN (*Croton setigerus*) Native Annual - Spurge Family - (May-Oct) - Dry, open, often disturbed areas - Plant < 8" tall, moundlike, covered w/long stiff hairs. Leaf blade 0.4-2" long, oval. TOXIC to livestock.



WART SPURGE (*Euphorbia spathulata*) Native Annual - Spurge Family - (Mar-Jun) - Open, gen disturbed places - Stem 6-17" tall, smooth. Leaves spoon-shaped, 0.4-1.2" long, finely toothed. Gland oblong.



PYGMY WEED (*Crassula connata*) Native Annual - Stonecrop Family - (Feb-May) - Open areas - Plants 0.8-2.4"+ tall, red in age. Flowers < 0.1" long, 2 per node; Sepals 4, pointed end. Petals generally < sepals.



MUGWORT (*Artemisia douglasiana*) Native Perennial - Sunflower Family - (May–Nov) - Common. Open to shady areas, often in drainages - Plant 20-60" tall. Leaves gen 0.4-4" long, densely hairy below, some 3-5 lobed. Flower bracts hairy.



DAGGERLEAF COTTONROSE (*Logfia gallica*) Naturalized Annual - Sunflower Family - (Mar–Jul) - Bare or grassy openings, burns - Plant 1-20" tall, gen cobwebby. Leaves awl-shaped, stiff, > flower heads. Flowers brown to yellow.



SLENDER WOOLLY-MARBLES (*Psilocarphus tenellus*) Native Annual - Sunflower Family - (Mar–Jul) - Common. Dry, seasonally moist slopes, flats, burns, trails, rarely vernal pools - Plant hairy. Leaves spoon-shaped. Disk flowers 4-lobed.



SPINY COCKLEBUR (*Xanthium spinosum*) Native Annual - Sunflower Family - (Jul–Oct) - Disturbed, seasonally wet, often alkaline sites, in grassland, marshes, watercourses - Plant 4-24". Stem node spines 0.6-1.2" long, golden, gen 3-lobed. Bur 0.4-0.5" long.



COCKLEBUR (*Xanthium strumarium*) Native Annual - Sunflower Family - (Jul–Oct) - Disturbed, seasonally wet, often alkaline sites, in grassland, marshes, watercourses - Plant 4-32" tall. Stem spineless. Bur 0.4-1.2"+ long.



COMMON FIDDLENECK (*Amsinckia intermedia*) Native Annual - Borage Family - (Mar–Jun) - Abundant. Open, generally disturbed places - Plant 0.5-3' tall. Flowers orange with 5 red spots, 0.3-0.4" long, 0.2-0.4" wide, tube straight.



COMMON INDIAN PAINTBRUSH (*Castilleja affinis* subsp. *affinis*) Native Perennial - Broom-rape Family - (Mar–Jun) - Chaparral, coastal scrub - Plants 6-24" tall, gen bristly, non-sticky. Leaves 1-3", lance-shaped, 0-5 lobes. Flower cluster open, red to orange-red.



WOOLLY PAINTBRUSH (*Castilleja foliolosa*) Native Perennial - Broom-rape Family - (Mar–Jun) - Dry, open, rocky slopes, edges of chaparral - Plant 1-2' tall, base slightly woody, much branched, woolly. Flower cluster orange-red (occas. yellow-green).



WARRIOR'S PLUME (*Pedicularis densiflora*)
Native Perennial - Broom-rape Family -
(Mar–May) - Dry chaparral, oak/pine forest -
Hairy. Stem 2.4-22". Basal leaves 5-28 cm long,
13-41 segments. Flowers deep-red to red-purple,
0.9-1.4" long, lower lip 1/8th upper.



SHEEP SORREL (*Rumex acetosella*) Naturalized
Perennial - Buckwheat Family - (Apr–Jul) - ±
Disturbed, often acidic places - Stem < 16". Leaf
gen basal, blade 0.8-2.4" long, lower
arrowhead-shaped w/2 lobes. Flowers yellowish,
turn reddish. **INVASIVE.**



CRIMSON COLUMBINE (*Aquilegia formosa*)
Native Perennial - Buttercup Family - (Apr–Sep) -
Streambanks, seeps, moist places, chaparral,
oak woodland, mixed-evergreen or conifer forests
- Flowers about 2" long, yellow with red sepals &
spurs.



RED OR ORANGE LARKSPUR (*Delphinium nudicaule*)
Native Perennial - Buttercup Family -
(Mar–Jun) - Moist talus, wooded, rocky slopes -
Stem gen 6-20" tall, usually hairless. Flowers
scarlet to orange-red. Hummingbird pollinated.



CALIFORNIA FUCHSIA (*Epilobium canum*
subsp. *canum*) Native Perennial - Evening
Primrose Family - (Jun–Dec) - Dry slopes, ridges
- Plant hairy, gen sticky with a woody base. Leaf
0.3-2.8" long, gray to green. Flowers red-orange,
floral tube 0.8-1.2" long.



LEOPARD LILY (*Lilium pardalinum* subsp.
pardalinum) Native Perennial - Lily Family -
(May–Aug) - Moist places (drier along coast) -
Plant < 9' tall. Leaves whorled. Flowers orange
with some red, many maroon spots, petals 2.4-4"
long.



CALIFORNIA HUMMINGBIRD SAGE (*Salvia*
spathacea) Native Perennial - Mint Family -
(Mar–May) - Common, oak woodland, chaparral,
coastal-sage scrub, slopes - Plant 1-5' tall, woody
base. Leaf 3-8" long. Flowers red-purple, 1-1.4"
long.



SCARLET PIMPERNEL (*Anagallis arvensis*)
Naturalized Annual - Myrsine Family - (Mar–May)
- Common. Disturbed places, ocean beaches -
Plants 2-16" tall. Flowers 0.2-0.3" long, salmon or
occasionally blue. Leaves **TOXIC**, can cause
dermatitis.



CRIMSON CLOVER (*Trifolium incarnatum*) Naturalized Annual - Pea Family - (May-Aug) - Uncommon. Disturbed areas - Hairy. Leaflets 0.6-0.8" long, wedge-shaped. Flower cluster 0.8-2.4" long, cylindrical. Flowers crimson or white, 0.4-0.6" long.



CALIFORNIA PINK (*Silene laciniata* subsp. *californica*) Native Perennial - Pink Family - (Spring-summer) - Chaparral, oak woodland, conifer forest, serpentine or not - Plant 8-28" tall. Petals 0.5-1" long, bright red.



CALIFORNIA POPPY (*Eschscholzia californica*) Native Perennial - Poppy Family - (Feb-Sep) - Grassy, open areas - Plant 2-24" tall. Flower w/spreading rim \leq 0.2". Petals 0.8-2.4" long, early spring = large and orange, fall = smaller and yellow.



WIND POPPY (*Papaver heterophyllum*) Native Annual - Poppy Family - (Apr-May) - Grassy areas, openings in chaparral - Plant 1-2', yellow sap. Petals orange-red, 0.4-0.8" long. Stigma spherical on slender style.



CALIFORNIA FIGWORT (*Scrophularia californica*) Native Perennial - Snapdragon Family - (Mar-Jul) - Common; damp places, chaparral, roadsides - Stem 2.6-4' tall, square x-section. Leaves opposite, to 7" long, triangular, toothed. Flowers 0.3-0.5" long, upper lips red to maroon, lower paler or yellowish.



VENUS THISTLE (*Cirsium occidentale* var. *venustum*) Native Biennial - Sunflower Family - (May-Jul) - Disturbed areas, grassland, woodland - Plant 1.6-9.8' tall. Head bract cluster 0.6-2" tall, 0.6-3" diam. Flowers gen bright red-pink to red, 0.9-1.4" long.



VARIABLE-LEAF NEMOPHILA (*Nemophila heterophylla*) Native Annual - Borage Family - (Feb-Jun) - Common. Forest, chaparral, roadsides, streambanks - Flower 0.1-0.4" long, unspotted, bract appendages $<$ 0.04" long in fruit.



COMMON PHACELIA (*Phacelia distans*) Native Annual - Borage Family - (Mar-May) - Common. Clay to rocky soils, slopes - Plant 6-32" tall. Leaves divided. Flowers 0.24-0.35" long, dirty white. Seeds 2-4.



ROCK PHACELIA (*Phacelia imbricata* subsp. *imbricata*) Native Perennial - Borage Family - (Apr–Jul) - Slopes, roadsides, flats, canyons, chaparral, woodland - Plant 8-47", tufted. Leaf segments 7-15. Flowers 0.2-0.3", white. Flower bracts often sticky.



BRISTLY PHACELIA (*Phacelia nemoralis* subsp. *nemoralis*) Native Biennial-Perennial - Borage Family - (Apr–Jul) - Moist slopes, streambanks, mixed-evergreen forest - Short-lived. Upper leaves egg-shaped, lower divided. Flowers green-white, 0.16-0.2".



BRANCHED PHACELIA (*Phacelia ramosissima*) Native Perennial - Borage Family - (Apr–Oct) - Diverse habitats incl salt marshes, canyons - Plant 1-5' tall. Leaves divided. Flowers 0.2-0.3" long, white to lavender. Seeds 2-4.



WHITE FIESTA FLOWER (*Pholistoma membranaceum*) Native Annual - Borage Family - (Feb–May) - Beaches, bluffs, ravines, wooded slopes, desert washes - Stem 2-36" tall. Flowers gen 2-10, 0.12-0.24" long, < 0.4" wide, white, no bractlets.



RUSTY POPCORNFLOWER (*Plagiobothrys nothofulvus*) Native Annual - Borage Family - (Mar–May) - Common; open woodland, grassland - Plant 8-28" tall, red-purple sap. Flower 0.16-0.35" wide, white. Seed often only 1, horizontal.



COMMON MUILLA (*Muilla maritima*) Native Perennial - Brodiaea Family - (Mar–Jun) - Coastal scrub, grassland, woodland, valleys - Stems 4-20". Leaves 3-10, 4-24" long, basal, linear. Flowers 4-70/umbel, green-white w/brown midvein, lobes 0.12-0.24" long.



FOOL'S ONION (*Triteleia hyacinthina*) Native Perennial - Brodiaea Family - (Mar–Jul) - Grassland, vernal wet meadows, occ drier slopes - Flowering stem 1-2' tall. Leaves 4-16", 0.16-0.9" wide. Flower stalks 0.2-0.6" long. Flowers white, 0.35-0.6" long.



VALLEY TASSELS (*Castilleja attenuata*) Native Annual - Broom-rape Family - (Mar–May) - Grassland - Plant 4-20" tall, hairy, non-sticky. Leaves 0.8-3.1" long, narrow, 0-3 lobes. Flower cluster 1-12" long, narrow, tips white or pale yellow.



EAR-SHAPED WILD BUCKWHEAT (*Eriogonum nudum* var. *auriculatum*) Native Perennial - Buckwheat Family - (May-Oct) - Common. Sand or gravel - Plant 5-15 dm. Leaves on stem, curled. Inflor smooth. Flowers white to pink, smooth.



KNOTWEED (*Polygonum aviculare* subsp. *depressum*) Naturalized Annual - Buckwheat Family - (May-Nov) - Disturbed places - Stem 4-20", mat-forming. Flowers 2-8/leaf axil, ~0.1" long, fused 1/2 length, w/white or pink margins.



COMMON STAR LILY (*Toxicoscordion fremontii*) Native Perennial - Bunchflower Family - (Feb-Jun) - Grassy or wooded slopes, outcrops - Stem 16-35" tall. Flower cluster branched or unbranched. Petals 6, white to yellowish, 0.2-0.6" long, > stamens.



STARRY FALSE SOLOMON'S SEAL (*Maianthemum stellatum*) Native Perennial - Butcher's Broom Family - (Apr-Jun) - Moist woodland, streambanks, open slopes - Stem 12-28" long. Leaf 2-7" long. Flowers 5-15/cluster. Petals white, 0.16-0.28" long.



BUR-CHERVIL (*Anthriscus caucalis*) Naturalized Annual - Carrot Family - (Apr-Jun) - Generally shady places - Plant 18-40" tall. Flowers white; flower stalk \geq fruit length. Fruits 0.1-0.2" long with curved "velcro" bristles. Leaves fern-like, triangular outline.



POISON HEMLOCK (*Conium maculatum*) Naturalized Biennial - Carrot Family - (Apr-Jul) - Common. Moist, esp disturbed places - Plants 2-10' tall. Stems purple-spotted. Leaves fern-like, gen 2x divided. Flowers white. TOXIC. INVASIVE weed.



QUEEN ANNE'S LACE (*Daucus carota*) Naturalized Biennial - Carrot Family - (May-Sep) - Roadsides, disturbed places - Plant 6-48" tall. Umbels white to pinkish with central purple flower, stiff 3-forked bracts below. Strong carrot odor.



RATTLESNAKE WEED (*Daucus pusillus*) Native Annual - Carrot Family - (Apr-Jun) - Rocky or sandy places - Plant 1-35" tall, usually < 20". Flower clusters with < 13 flowers, all white. Young roots edible. Sap TOXIC to some people, causing dermatitis.



BUTTON CELERY (*Eryngium jepsonii*) Native Perennial - Carrot Family - (Apr–Aug) - Moist clay soil, vernal pools, lake shores, drying lakes, wet depressions - Leaf blade toothed-irreg lobed. Sepals 0.1", smooth-edged. Flowers white to blue or purple.



COW PARSNIP (*Heracleum maximum*) Native Perennial - Carrot Family - (Apr–Jul) - Moist places, wooded or open - Plants 1-3 m tall, woolly-hairy. Leaflets 3, maple-lobed, 4-16" wide. Petals white, outermost longest. Juice causes dermatitis.



SWEET-CICELY (*Osmorhiza berteroi*) Native Perennial - Carrot Family - (Apr–Jul) - Conifer forest, woodland, disturbed areas - Plant 12-47". Leaflets in 3s, serrate to irreg lobed. Flower white. Fruit 0.5-1", upward pointing barbs, splitting apart below.



VENUS' NEEDLE (*Scandix pecten-veneris*) Naturalized Annual - Carrot Family - (Apr–Jun) - Grassy slopes, roadsides - Plant 6-20" tall. Leaf segments finely divided, linear. Flowers white, outer petals larger. Fruit 0.2-1" long with a beak 0.8-2.8" long.



TALL SOCK-DESTROYER (*Torilis arvensis*) Naturalized Annual - Carrot Family - (Apr–Jul) - Disturbed places - Plant erect, 12-40". Flower clusters open, > leaf. Fruits 0.1-0.2" long, covered with uncurved bristles. Flowers white or pinkish. **INVASIVE weed.**



SHORT SOCK-DESTROYER (*Torilis nodosa*) Naturalized Annual - Carrot Family - (Apr–Jun) - Disturbed places - Plant spreading, 4-20" tall. Flowers white to red, clusters dense, < leaf. Fruit ~ 0.1" long, uncurved bristles on outer surface, bumps inside.



WAVYLEAF SOAP PLANT (*Chlorogalum pomeridianum* var. *pomeridianum*) Native Perennial - Century Plant Family - (May–Aug) - Common. Open grassland, chaparral, woodland - Plant 1-8' tall, flowers at night. Bulb juices lather in water.



DENSE-FLOWER WILLOWHERB (*Epilobium densiflorum*) Native Annual - Evening Primrose Family - (May–Oct) - Streambanks, outwashes, seasonal moist flats - Plant 2-60" tall, soft-hairy. Petals 0.1-0.4", rose-purple to white. Fruit not tapered.



CALIFORNIA MAN-ROOT (*Marah fabacea*) Native Perennial - Gourd Family - (Feb-Apr) - Streamsides, washes, shrubby open areas - Vine 6-20' long. Leaves moderately lobed. Flowers cream or white, < 0.3" wide. Fruit spiny all over.



COAST MAN-ROOT (*Marah oregana*) Native Perennial - Gourd Family - (Mar-May) - Shrubby or open areas, forest edges - Vine 3-20' long. Leaves deeply lobed. Flowers white, deep cup-shaped, > 0.3" wide. Fruit smooth at end.



WHITE GLOBE LILY (*Calochortus albus*) Native Perennial - Lily Family - (Apr-Jun) - Common. Shady to open woodland, scrub - Stem 2-8 dm. Leaves grasslike. Flowers 2-many, hanging, closed at tip. Sepals 10-15 mm. Petals white to pink, 20-25 mm long.



OAKLAND STAR-TULIP (*Calochortus umbellatus*) Native Perennial - Lily Family - (Mar-May) - Open chaparral or woodland, gen on serpentine - Stem 3-10". Petals white or pink, 0.5-0.7" long, square tip, purple-spotted base. CNPS: FAIRLY ENDANGERED.



WHITE BUTTERFLY MARIPOSA LILY (*Calochortus venustus*) Native Perennial - Lily Family - (May-Jul) - Sandy (often granitic) soil in grassland, woodland, yellow-pine forest - Flowers white w/square yellow nectary; 2 red patches above. Petals 1.2-2" long.



FRAGRANT FRITILLARY (*Fritillaria liliacea*) Native Perennial - Lily Family - (Feb-Apr) - Heavy soil, open hills, fields near coast - Stem 4-14" tall. Leaves 2-20, 1.4-4.7" long. Petals white, striped green, 0.4-0.6" long. CNPS: FAIRLY ENDANGERED.



HOOKER FAIRY BELLS (*Prosartes hookeri*) Native Perennial - Lily Family - (Mar-Jun) - Montane conifer, mixed-evergreen forest, exposed roadside - Stem 12-32" tall. Leaf 1.2-6" long. Flower 0.3-0.6" long, white, hanging below the leaves, stamens > petals.




YERBA MANSA (*Anemopsis californica*) Native Perennial - Lizard's-tail Family - (Mar-Sep) - Common. Saline or alkaline soil, wet or moist areas, seeps, springs - Stems 3-32" long. 4-9 petal-like bracts 0.2-1.4" long, white often tinged red. Was used medicinally.



GOOSE GRASS (*Galium aparine*) Native Annual - Madder Family - (Apr–Jun) - Grassy, ± shady places - Stem 12-35" long, weak, brittle. Leaves 0.5-1.6" long, in whorls of 6-8. Flowers white, 4-lobed. Fruits covered w/short, hooked hairs.



CHEESEWEED (*Malva parviflora*) Naturalized Annual - Mallow Family - (Mar–May) - Common. Disturbed places - Stem 8-32" long, gen erect, widely branched. Flower bractlets linear. Petals 0.1-0.2" long, pink to gen white. Fruit with flange from flower bracts.



COMMON PALE CLAYTONIA (*Claytonia exigua* subsp. *exigua*) Native Annual - Miner's Lettuce Family - (Apr–Jul) - Dry or moist, disturbed bare clay to sandy soils, often serpentine - Stem leaf free or fused. Petals 0.1-0.2", white or pink. Seeds dull w/appendage.



COMMON MINER'S LETTUCE (*Claytonia perfoliata* subsp. *perfoliata*) Native Annual - Miner's Lettuce Family - (Jan–May) - Vernally moist, often shady or disturbed sites - Basal leaf length <3x width. Stem leaf gen not angled. Seeds shiny w/large appendage.



YERBA BUENA (*Clinopodium douglasii*) Native Perennial - Mint Family - (Apr–Sep) - Shady places, chaparral, woodland - Stem trailing, gen woody, forming mats. Leaves 0.4-1.4" long, oval. Petals white to lavender, 3-8 mm long. Aromatic.



COMMON HOREHOUND (*Marrubium vulgare*) Naturalized Perennial - Mint Family - (Mar–Nov) - Disturbed sites, gen overgrazed pastures - Stem 4-24" long. Leaf blades 0.6-2.2" long. Flower bract w/10 hook-tipped teeth. Flowers white, ~0.2" long. **INVASIVE.**



SHORT-SPIKED HEDGE-NETTLE (*Stachys pycnantha*) Native Perennial - Mint Family - (Jun–Oct) - Streambanks, springs, pine/oak forest - Plant 12-39", densely glandular, aromatic. Flower cluster < 2", no spaces. Petals white to pink, ~0.3" long.




CLIMBING MORNING-GLORY (*Calystegia purpurata* subsp. *purpurata*) Native Perennial - Morning-glory Family - (May–Jun) - Chaparral, coastal scrub - Stem strongly climbing. Leaf triangular, lobes strongly angled. Bractlets smooth, small, distant.



SHORTSTEM MORNING-GLORY (*Calystegia subacaulis* subsp. *subacaulis*) Native Perennial - Morning-glory Family - (Apr–Jun) - Dry, open scrub or woodland - Stem gen ~0.8" long. Flowers 1.3-2.4" long, white or cream. Bractlets concealing flower bracts.



BINDWEED (*Convolvulus arvensis*) Naturalized Perennial - Morning-glory Family - (Mar–Oct) - Roadsides, open areas in many pl communities - Trailing. Leaf 0.8-1.2" long, w/round tip, pointed lobes. Flowers white to pink, 0.8-1" long. **NOXIOUS.**



DWARF SANDWEED (*Athysanus pusillus*) Native Annual - Mustard Family - (Feb–Jun) - Grassy, open slopes, rocky outcrops, chaparral, flats, floodplains, cliffs, ledges - Stem 2-12" long, spindly. Flower cluster 1-sided. Petals white, ~0.1" long. Fruits round, hairy.



SHEPHERD'S PURSE (*Capsella bursa-pastoris*) Naturalized Annual - Mustard Family - (Jan–Oct) - Disturbed areas - Stem 4-20" long. Basal leaves 1.2-2.4" long, dandelion-like. Petals white, 0.08-0.16" long. Fruits 0.16-0.35" long, flat, heart-shaped.



MILK MAIDS (*Cardamine californica*) Native Perennial - Mustard Family - (Jan–May) - Gen shaded sites, canyons, woodland. One of first spring flowers - Stem 10-24" long. Leaves lobed to compound w/sharp teeth. Petals white or pale rose, 0.3-0.5" long.



WESTERN BITTER-CRESS (*Cardamine oligosperma*) Native Annual - Mustard Family - (Mar–Jul) - Wet meadows, shady banks, damp areas - Plants < 16". Leaves divided into 5-9 leaflets. Flowers white, 0.1-0.2" long. Fruit < 0.1" wide.



THREADLEAF PEPPERGRASS (*Lepidium nitidum*) Native Annual - Mustard Family - (Feb–Mar) - Alkaline soils, pastures, dry vernal pools, fields, beaches - Fruit stalk flat. Fruit smooth, 0.14-0.24" long, cupped, winged.



PROSTRATE PEPPERGRASS (*Lepidium strictum*) Naturalized Annual - Mustard Family - (Apr–Jun) - Uncommon. Disturbed areas, woodland, slopes - Stem 2.8-6.7", gen crawling. Leaves pinnately lobed. Flower cluster crowded, stalk < fruit, sepals stay.



WATER CRESS (*Nasturtium officinale*) Native Perennial - Mustard Family - (Mar–Nov) - Streams, springs, marshes, lake margins, swamps - Stem 4-43" long. Leaflets 3-9, 0.3-1" wide. Petals white, 0.12-0.18" long. **EDIBLE** leaves.



HAIRY FRINGEPOD (*Thysanocarpus curvipes*) Native Annual - Mustard Family - (Feb–Jun) - Common. Slopes, washes, moist meadows, woodland, streambanks - Stem 4-24". Leaf clasping w/'ears'. Fruit 0.12-0.24" wide, hanging, often hairy w/perforated edge.



BLACK NIGHTSHADE (*Solanum nigrum*) Naturalized Annual - Nightshade Family - (Mar–Oct) - Disturbed places - Flower 0.4" wide w/deep lobes, white. Anthers 0.08" long. Seeds 0.08". Bracts 0.08-0.12" long, not curled back in fruit.



GAMBEL MILKVETCH (*Astragalus gambelianus*) Native Annual - Pea Family - (Mar–Jul) - Open, grassy areas, scrub - Plant 8-12" tall, slender. Leaflets square-tipped. Flowers 4-15/cluster, white w/purple-tinge, ~0.1" long. Fruits ~0.15" long, reflexed.



WILD LICORICE (*Glycyrrhiza lepidota*) Native Perennial - Pea Family - (May–Jul) - In colonies, moist, gen open, disturbed areas incl streambanks, roadsides, alkaline soils or not - Plant to 47" tall. Leaflets 9-19. Flowers whitish, 0.43-0.55". Fruit w/hooked prickles.



GULLY LUPINE (*Lupinus microcarpus* var. *densiflorus*) Native Annual - Pea Family - (Apr–Jun) - Abundant. Open or disturbed areas, occ seeded on roadbanks - Plant 4-32" tall, hairy. Flowers 0.3-0.7" long, white to yellow. Flower bract hairs few, short.



WHITE SWEETCLOVER (*Melilotus albus*) Naturalized Annual-Biennial - Pea Family - (May–Sep) - Locally abundant. Pastures, open disturbed sites - Stem 1.6-6.6' long. Leaflets 3, 0.4-1" long, toothed. Flowers white, 0.14-0.2" long.



CALIFORNIA TEA (*Rupertia physodes*) Native Perennial - Pea Family - (May–Sep) - Woodland - Stem ~1.6'. Leaflets 3, triangular to lance-shaped, 1.4-2.8" long, sticky. Flower bracts not hairy, lobes =. Flowers white or yellow, banner 0.4-0.55" long.



THIMBLE CLOVER (*Trifolium microdon*) Native Annual - Pea Family - (Mar-Jun) - Common locally. Open, moist or dry, gen disturbed areas - Short-hairy. Head bract w/flat base. Flowers white to pink. Calyx lobes < 1/2 flower tube length, < flowers.



BICOLOR LEPTOSIPHON (*Leptosiphon bicolor*) Native Annual - Phlox Family - (Mar-Jun) - Common. Open, grassy areas, chaparral, woodland - Plant 0.8-8.3" tall, hairy. Flower lobes ~0.1" long, pink or white; tube red; stigma <=0.02" long.



STICKY MOUSE-EAR CHICKWEED (*Cerastium glomeratum*) Naturalized Annual - Pink Family - (Spring) - Dry hillsides, grassland, chaparral, disturbed areas - Flowers 0.1-0.2" long, white, sticky-hairy. Flower bract hairs extend beyond tip; bracts herbaceous.



DOUGLAS' STITCHWORT (*Minuartia douglasii*) Native Annual - Pink Family - (Spring-early summer) - Dry, rocky, slopes, flats in chaparral, oak and pine woodland, often serpentine - Plant 1.6-12", sticky-hairy. Leaves 0.2-1.6". Petals white, 0.12-0.24" long.



SMALL-FLOWER CATCHFLY (*Silene gallica*) Naturalized Annual - Pink Family - (Spring-early summer) - Fields, disturbed areas - Plant 4-16". Leaves < 1.4" long. Flower cluster short-hairy, bracts sticky-hairy, petal blade 0.2-0.5" long, smooth to notched, white to pink.



STICKWORT (*Spargula arvensis*) Naturalized Annual - Pink Family - (Spring-early summer) - Open slopes, pine woodland, sand dunes, fields, disturbed areas - Stem 4-16"+. Leaves 0.4-2" long, linear, in whorls.



COMMON CHICKWEED (*Stellaria media*) Naturalized Annual - Pink Family - (Feb-Sep) - Oak woodland, meadows, disturbed areas - Plant 2.8-20" tall. Stem w/line of hairs on 1 side. Sepals 0.12-0.18" long. Petals white, 2-lobed, 0.7-0.9x sepals.



CALIFORNIA DWARF PLANTAIN (*Plantago erecta*) Native Annual - Plantain Family - (Mar-May) - Sandy, clay, serpentine soil; grassy slopes, flats, open woodland - Leaf 1.2-5" long, linear, hairy. Flowers + stem 1.2-12" tall, cluster 0.2-1.2" long.



ENGLISH PLANTAIN (*Plantago lanceolata*) Naturalized Annual - Plantain Family - (Apr–Aug) - Common. Disturbed areas - Leaves basal, hairy, 2-10" long, <= 1" wide. Flowers + stem 8-31" tall, flower cluster 0.8-3" long. **INVASIVE**, lawn weed.



CREAM CUPS (*Platystemon californicus*) Native Annual - Poppy Family - (Mar–May) - Open grassland, sandy soil, burns - Plant 1.2-12" tall, shaggy-hairy. Leaves 0.4-3.5" long, narrow. Flowers solitary. Stamens > 12. Petals 6, gen cream with yellow base.



STICKY CINQUEFOIL (*Drymocallis glandulosa* var. *wrangelliana*) Native Perennial - Rose Family - (May–Jul) - Gen ± shady or moist areas - Stem 8-28". Flower 0.2-0.25" long, pale yellow to cream. Terminal leaflet distinct, unlobed.



WOOD STRAWBERRY (*Fragaria vesca*) Native Perennial - Rose Family - (Jan–Jul) - Gen partial shade in forest - Stem gen 1.2-6" long. Leaflets 3, thin. Central leaflet gen w/12-21 teeth. Flower white, gen 0.6" wide, often above leaves. Fruit a strawberry.



UNLOBED CALIFORNIA HORKELIA (*Horkelia californica* var. *frondosa*) Native Perennial - Rose Family - (May–Oct) - Coastal scrub, canyons, poison-oak thickets - Plant 4-48". Leaflets 0.6-2.4" long, 3-5 per side, cut < 1/4 to base.



SMALL-FLOWER ALUMROOT (*Heuchera micrantha*) Native Perennial - Saxifrage Family - (Apr–Jul) - Moist, rocky banks and cliffs - Plant 4-40" tall. Leaf blade 0.8-4.7" long, 5-7 lobed, generally hairy. Petals white, ~ 0.1" long.



WOODLAND STAR (*Lithophragma* affine) Native Perennial - Saxifrage Family - (Mar–Apr) - Open, grassy slopes - Plant 4-24" tall. Leaves w/3-5 sharp-toothed shallow lobes, stem leaves alternate. Petals 0.2-0.5" long, white. Hypanthium funnel-shaped.



CALIFORNIA SAXIFRAGE (*Micranthes californica*) Native Perennial - Saxifrage Family - (Feb–May(Jun)) - Moist, shady places - Plant 6-14" tall. Leaves 1.6-4" long, at base, egg-shaped, >= 0.08" wide, toothed. Petals white, 0.1-0.18" long.



YARROW (*Achillea millefolium*) Native Perennial - Sunflower Family - (Apr-Sep) - Many habitats - Plant 4"-7" tall. Stem white-hairy. Leaves finely dissected. Flower cluster flat-topped. Flowers white to pink. Widely used in folk medicine.



MAYWEED (*Anthemis cotula*) Naturalized Annual - Sunflower Family - (Apr-Aug) - Common. Disturbed areas, fields, coastal dunes, chaparral, oak woodland - Leaves finely divided into thread-like lobes. Flowers > 0.6" wide, many on top of a well-branched stem.



MARSH BACCHARIS (*Baccharis glutinosa*) Native Perennial - Sunflower Family - (Jul-Oct) - Coastal freshwater and saltwater marshes, streambanks - Plant herbaceous, sticky, 3-6' tall. Leaf blades lance-shaped, < 5" long, 0.5-1.2" wide.



HORSEWEED (*Erigeron canadensis*) Naturalized Annual - Sunflower Family - (All year) - Disturbed places - Plant 8-79" tall. Gen 1 main stem branching above. Disk flowers yellow; rays white or pink, <= 0.04" long. Head bracts 0.12-0.16" tall, 0.08-0.12" wide.



PHILADELPHIA FLEABANE (*Erigeron philadelphicus* var. *philadelphicus*) Native Biennial-Perennial - Sunflower Family - (May-Jun) - Streamsides, other moist habitats - Plant 10-32" tall. Disk yellow. Rays 150-400, narrow, white to pink. Leaves clasping.



HAYFIELD TARWEED (*Hemizonia congesta* subsp. *luzulifolia*) Native Perennial - Sunflower Family - (Mar-Dec) - Disturbed, open, or grassy sites, often clayey soils, serpentine - Plant 2-32" tall. Flowers white, rays 0.2-0.5" long; head bract tips < body.



CALIFORNIA EVERLASTING (*Pseudognaphalium californicum*) Native Biennial - Sunflower Family - (Apr-Jul) - Sandy canyons, dry hills, coastal chaparral - Stem 8-51" tall. Leaves green + glandular on both sides. Heads white, spheric, 0.2-0.24" long.



LONGHORN PLECTRITIS (*Plectritis macrocera*) Native Annual - Valerian Family - (Mar-Jun) - Common. Open, partly shaded slopes - Plant 24-32" tall. Leaves to 1.8" long. Flowers 0.08-0.15" long w/tapering spur, white to pale pink. Fruit grooved.



NORTHERN WATER PLANTAIN (*Alisma triviale*) Native Perennial - Water-plantain Family - (Spring-fall) - Ponds - Plant to 3' tall. Leaf blades 2.2-6" long. Flower clusters usually extend well above leaves. 3 white petals gen 0.04-0.16" long.



SMALL-FLOWERED FIDDLENECK (*Amsinckia menziesii*) Native Annual - Borage Family - (May-Jul) - Shade-tolerant, open, disturbed areas at forest/woodland edges - Flowers yellow to orange-yellow, generally spotted, 0.2-0.3" long, 0.1" wide. Leaves coarse-hairy.



CLUSTERED BROOMRAPE (*Orobancha fasciculata*) Native Perennial - Broom-rape Family - (Apr-Jul) - Dry, gen bare places. Root parasite on various shrubs - Plant 2-8" tall. Flowers pink or yellow, 5-20 on long stems.



YELLOW JOHNNY-TUCK (*Triphysaria eriantha* subsp. *eriantha*) Native Annual - Broom-rape Family - (Mar-May) - Grassland, foothills - Plant 4-14" tall, purple. Leaves 0.4-2" long, 3-7 lobed. Flowers yellow with dark purple beak, 0.4-1" long.



CALIFORNIA BUTTERCUP (*Ranunculus californicus* var. *californicus*) Native Perennial - Buttercup Family - (Mar-Aug) - Grassland, open woodland - Petals 9-17, 0.28-0.55" long, often > 2x width. Fruit body 0.07-0.13" long, 0.05-0.09" wide, smooth.



PRICKLESEED BUTTERCUP (*Ranunculus muricatus*) Naturalized Annual - Buttercup Family - (Apr-Jun) - Stream-banks, drainages, low meadows - Plant 6-20". Leaves gen 3-lobed. Petals yellow, 5, 0.16-0.3" long. Fruits 0.2" long with curved bristles.



WESTERN BUTTERCUP (*Ranunculus occidentalis* var. *occidentalis*) Native Perennial - Buttercup Family - (Mar-Jul) - Grassy slopes in meadows or open woodland - Plant 4-24". Basal leaves partly divided. Petals 5-6, 0.2-0.4" long. Fruit w/short bristles.



FOOTHILL MEADOW-RUE (*Thalictrum fendleri* var. *polycarpum*) Native Perennial - Buttercup Family - (Mar-Jun) - Moist, open to shaded places, woodland, forest - Plant 2-6'+ tall, male or female. Leaf 1-4x divided, 3-18" long, segments 0.3-0.8" long. No petals.



PUNCTURE VINE (*Tribulus terrestris*)
Naturalized Annual - Caltrop Family - (Apr–Oct) - Dry, disturbed areas incl roadsides, railways, vacant lots - Sprawling. Leaflets 6-12. Flowers yellow, < 0.2" wide. Fruits star-like, spines 0.16-0.28" long. **NOXIOUS.**



FENNEL (*Foeniculum vulgare*) Naturalized Perennial - Carrot Family - (May–Sep) - Roadsides, disturbed sites - Plants 3-6.5' tall, anise-scented. Stems waxy-blue, canelike. Flowers yellow. Leaf segments thread-like, edible when young. **INVASIVE weed.**



CELERY WEED (*Lomatium californicum*) Native Perennial - Carrot Family - (Apr–Jun) - Woodland, brushy slopes - Plant 12-48" tall, smooth, waxy. Leaf segments wedge-shaped, celery-like. Flowers yellow. Used medicinally by Native Americans.



ALKALI DESERTPARSLEY (*Lomatium caruifolium* var. *caruifolium*) Native Perennial - Carrot Family - (Mar–May) - Wet, clay depressions, open grassland - Plant 6-18" tall, gen stemless. Leaves from base, linear segments, no swollen sheaths. Flowers bright yellow.



BLADDER PARSNIP (*Lomatium utriculatum*) Native Perennial - Carrot Family - (Feb–May) - Open grassy slopes, meadows, woodland - Plant 4-20" tall, leafy stem. Leaf lobes linear, bases broad. Flowers bright yellow above unfused, round bractlets. Fruit winged.



POISON SANICLE (*Sanicula bipinnata*) Native Perennial - Carrot Family - (Apr–May) - Open grassland or pine/oak woodland - Plants 5-24" tall. Leaves 2x pinnate. Flowers yellow, male flower stalk < fruit. Reported to be slightly **TOXIC.**



PACIFIC WOODLAND SANICLE (*Sanicula crassicaulis*) Native Perennial - Carrot Family - (Mar–May) - Open slopes, ravines, woodland - Plants stout, 9-47". Leaves 1-5" across with 3-5 deep, palmate lobes and serrate edges. Flowers yellow.



TURKEY PEA SANICLE (*Sanicula tuberosa*) Native Perennial - Carrot Family - (Mar–Jul) - Open gravelly meadows, chaparral, woodland, pine forest - Plant 2-32" tall, slender. Leaves finely dissected. Flowers bright yellow, male flower stalks > bumpy fruit.




HOOKEER EVENING-PRIMROSE (*Oenothera elata* subsp. *hookeri*) Native Biennial - Evening Primrose Family - (Jun-Sep) - Moist, coastal, slightly inland, sandy bluffs - Plant 16-32", sticky-hairy. Leaves 1.6-10" long, flat. Petals yellow, 1-2" long. Seeds all fertile.



GOLDEN EGGS SUNCUP (*Taraxia ovata*) Native Perennial - Evening Primrose Family - (Mar-Jun) - Grassy fields, gen clay soil - Stemless. Leaf blade oval, 1.2-6" long w/long stalks. Flower stalks leafless. Petals yellow, 0.3-0.9" long. Ovary hidden.



BREWER'S WESTERN FLAX (*Hesperolinon breweri*) Native Annual - Flax Family - (May-Jun) - Chaparral or grassland, occ on serpentine - Plant 2-8". Flower cluster congested, pedicels < 3 mm. Petals yellow, 0.2-0.4", > sepals. CNPS: FAIRLY ENDANGERED.



YELLOW MARIPOSA LILY (*Calochortus luteus*) Native Perennial - Lily Family - (Apr-Jun) - Heavy soils in grassland, woodland, mixed-evergreen forest - Stem 8-20" long. Flowers bell-shaped, deep yellow, 0.8-1.6" long, gen w/inner central red-brown spot.



MOUNT DIABLO FAIRY-LANTERN (*Calochortus pulchellus*) Native Perennial - Lily Family - (Apr-Jun) - Wooded slopes, rarely chaparral, gen n aspect - Stem 4-12", gen branched. Petals light yellow, 1-1.3", sparsely hairy inside. CNPS: FAIRLY ENDANGERED.



GOLDEN MONKEYFLOWER (*Mimulus guttatus*) Native Perennial - Lopseed Family - (Mar-Aug) - Common. Wet places, gen terrestrial, occ emergent or floating in mats - Plant 0.8-60". Flower yellow, gen > 0.8" long; mature bracts flattened sideways, inflated in fruit.



CLIMBING BEDSTRAW (*Galium porrigens* var. *porrigens*) Native Perennial - Madder Family - (May-Aug) - Among shrubs in chaparral, forest - Stem 4-59" long. Leaves 0.1-0.7" long, oval to egg-shaped, in whorls of 4. Flowers yellow to red, 4-lobed.



ERECT-POD WINTER CRESS (*Barbarea orthoceras*) Native Perennial - Mustard Family - (Mar-Jul) - Meadows, streambanks, moist woodland, grassland - Stem 8-24". Lower leaves w/large terminal lobe, upper clasping stem. Petals bright yellow, 0.2-0.3" long.



BLACK MUSTARD (*Brassica nigra*) Naturalized Annual - Mustard Family - (Apr-Sep) - Common. Disturbed areas, fields - Plant 1-6' tall. Petals bright yellow, 0.3-0.4" long. Fruit upright, pressed against stem. INVASIVE weed.



TURNIP (*Brassica rapa*) Naturalized Annual - Mustard Family - (Jan-May) - Disturbed areas - Stem 8-40" tall. Leaves clasping, upper smooth-edged & waxy. Petals yellow, 0.2-0.4" long, stalk 0.3-1"; fruit beak > 0.4". INVASIVE weed.



WESTERN WALLFLOWER (*Erysimum capitatum* var. *capitatum*) Native Biennial - Mustard Family - (Mar-Sep) - Common. Open areas, woodland, sandy areas, chaparral - Petals orange to yellow, fruit 1-4.3" long.



SHORTPOD MUSTARD (*Hirschfeldia incana*) Naturalized Biennial-Perennial - Mustard Family - (Apr-Oct) - Disturbed areas - Stem 16-60". Longest leaves 1.6-4" long, dense-hairy. Petals pale yellow, ~0.2" long. Fruit appressed. Fall-blooming. INVASIVE.



YELLOW WATER CRESS (*Rorippa curvisiliqua*) Native Annual-Biennial - Mustard Family - (May-Oct) - Uncommon. Streambanks, marshy ground, seepage areas, mud flats, meadows - Stem spreading. Flowers yellow, stalks 0.04-0.16" long.



CHARLOCK (*Sinapis arvensis*) Naturalized Annual - Mustard Family - (Mar-Sep) - Disturbed areas - Stem 8-39", no rosette. Leaves coarse. Petals 0.35-0.47" long, yellow. Fruit 0.8-1.8", ascending, beak 0.24-0.47" long w/fat base. 3-7 valve veins. INVASIVE weed.



HEDGE MUSTARD (*Sisymbrium officinale*) Naturalized Annual - Mustard Family - (Apr-Sep) - Disturbed areas, fields, pastures - Stem 10-22" tall, thin, wiry. Petals 0.1-0.16" long, pale yellow. Fruit 0.4-0.55" long, awl-shaped, appressed.



CREeping WOOD SORREL (*Oxalis corniculata*) Naturalized Perennial - Oxalis Family - (Most of Year) - Disturbed areas - Plant < 20" tall, rooting at nodes. Leaflets < 0.8" long, in 3s. Petals yellow, < 8 mm long. Fruit 0.24-1" long. Possibly TOXIC to sheep.



BERMUDA BUTTERCUP (*Oxalis pes-caprae*) Naturalized Perennial - Oxalis Family - (Jan-May) - Disturbed areas, roadsides, grassland, dunes - Flowering stem < 12" tall. Leaflets in 3s, < 1.4" long. Petals yellow, < 1" long. Ornamental. **INVASIVE** weed.



COLCHITA (*Acmispon brachycarpus*) Native Annual - Pea Family - (Mar-Jun) - Abundant. Grassland, oak and pine woodland, desert flats and mtns, roadsides - Soft, densely hairy, < 16" tall. Flower yellow, almost stemless, bract lobes 1-2x flower tube.



DEERWEED (*Acmispon glaber* var. *glaber*) Native Perennial - Pea Family - (Mar-Aug) - Chaparral, roadsides, coastal sands; common - Often shrubby, leaflets 3-6, many clusters of 3-7 stemless flowers, yellow fading to orange-red, 0.3-0.5" long.



CALIFORNIA LOTUS (*Acmispon wrangelianus*) Native Annual - Pea Family - (Mar-Jun) - Abundant. Coastal bluffs, chaparral, disturbed areas - Low growing. Flowers yellow aging red, 0.2-0.4" long, almost stemless. Bract lobes same length as flower tube.



BIRD'S-FOOT TREFOIL (*Lotus corniculatus*) Naturalized Perennial - Pea Family - (Jun-Sep) - Open, disturbed areas - Leaflets 5, 0.16-0.9" long. Flower cluster 3-7 flowered on 0.6-4.7" stalk. Flowers bright yellow, 0.4-0.55" long, banner often reddish.



BUTTER LUPINE (*Lupinus luteolus*) Native Annual - Pea Family - (May-Aug) - Clearings, open or disturbed areas - Plant 12-30" tall. Leaves hairy above. Flowers 0.4-0.6" long, gen pale yellow, upper and lower keel equally short-hairy.



CALIFORNIA BURCLOVER (*Medicago polymorpha*) Naturalized Annual - Pea Family - (Mar-Jul) - Common. Chaparral, oak woodland, streambanks, roadsides, disturbed areas - Stem 4-20". Flower yellow, 0.14-0.24" long. Spiny spiral fruits. **INVASIVE**.




SOURCLOVER (*Melilotus indicus*) Naturalized Annual-Biennial - Pea Family - (Apr-Oct) - Open, disturbed areas - Stem 4-24" long. Leaflets 3, 0.4-1" long. Flowers yellow, ~0.1" long.




PURSLANE (*Portulaca oleracea*) Naturalized Perennial - Purslane Family - (Late spring-early fall) - Disturbed soil - Stem 1.2-16" long, spreading. Leaves 0.12-1.2" long, ~ spoon-shaped, flat. Flowers solitary. Petals yellow, 4-6, 0.12-0.2" long.



BROADLEAF STONECROP (*Sedum spathulifolium*) Native Perennial - Stonecrop Family - (Apr-Aug) - Outcrops, often in shade - Plant mat-forming. Basal leaves spoon-shaped, forming persistent rosettes. Petals ~0.3" long, yellow.



BLOW WIVES (*Achyraea mollis*) Native Annual - Sunflower Family - (Mar-Jun) - Common. Grassy sites, often clay soils - Plant 2-24" tall, soft-hairy. Flowers yellow turning red, 0.1-0.5" wide, extend < 0.1" beyond green bracts. Showy, flat scales attached to seeds.



GIANT NATIVE DANDELION (*Agoseris grandiflora* var. *grandiflora*) Native Perennial - Sunflower Family - (Apr-Jul) - Grassland, scrub, woodland - Plant 10-40". Leaf lobes point up. Flower rosy-purple, variable-sized bracts. Seed tapers to beak > 2x body length. Leaf lobes point upward.



GLUE-SEED (*Blennosperma nanum* var. *nanum*) Native Annual - Sunflower Family - (Jan-May) - Open, grassy areas, often margins of seeps or vernal pools - Plant 1.2-5"+, succulent, branched. Leaf 1.2-2.4" long, 5-15 lobed. Flower bracts purple-tipped w/ tuft of hairs.



TOCALOTE (*Centaurea melitensis*) Naturalized Annual - Sunflower Family - (Apr-Jul) - Disturbed fields, open woodland - Plant 4-39", gray-hairy, resinous. Leaves 0.8-6" long. Flowers yellow, 0.4-0.8" long, bracts tipped w/ purple spines. NOXIOUS weed.



YELLOW STAR-THISTLE (*Centaurea solstitialis*) Naturalized Annual - Sunflower Family - (May-Oct) - Invasive, roadsides, disturbed grassland or woodland - Plant 4-39" tall. Leaves woolly, extend down the stem. Flower bract spines 0.4-1" long. NOXIOUS weed.



FITCH SPIKEWEED (*Centromadia fitchii*) Native Perennial - Sunflower Family - (May-Nov) - Grassland, ± alkaline flats, vernal pools, woodland, disturbed sites, serpentine - Plant 2-20" tall. Leaves below flowers spiny, sticky.



BRASS-BUTTONS (*Cotula coronopifolia*) Naturalized Perennial - Sunflower Family - (Mar-Dec) - Common. Saline and freshwater marshes, mud flats - Plant 2-16"+ tall, smooth, ± fleshy. Leaves linear to lance-shaped w/linear teeth or lobes. **INVASIVE.**



GERMAN IVY (*Delairea odorata*) Naturalized Perennial - Sunflower Family - (Nov-Mar) - Shady, ± disturbed places, riparian woodland, coastal scrub - Vine stem 3-20' long. Heads ~ 20 per cluster. Disk flowers bright yellow. **NOXIOUS weed.**



GREAT VALLEY GUMPLANT (*Grindelia camporum*) Native Perennial - Sunflower Family - (May-Nov) - Sandy or saline bottomland, roadsides - Stem non-woody, 2-8' tall, whitish. Leaves gen resinous. Head to 1.2" wide, bracts bend downward.



ROSILLA (*Helenium puberulum*) Native Biennial - Sunflower Family - (Jun-Aug) - Streambanks, seepage areas, lake margins - Plant 20-63". Flower head spherical, disk flowers ~0.1" long, yellow on sides, brown-purple on top; rays 0.15-0.4" long, point down.



DIABLO HELIANTHELLA (*Helianthella castanea*) Native Perennial - Sunflower Family - (Apr-Jun) - Open, grassy sites - Stem 4-20" tall. Leaves w/ 1 pair of veins more distinct. Outer head bracts leaf-like, curl around head. CNPS: **FAIRLY ENDANGERED.**



COMMON SUNFLOWER (*Helianthus annuus*) Native Perennial - Sunflower Family - (Jun-Oct) - Disturbed areas, scrub, grassland, many other habitats - Plant < 10'. Leaf blades 4-16" long, <= 2x width. Rays 0.2-2" long, disks reddish. Head bracts 0.2-0.3" wide.



SLENDER SUNFLOWER (*Helianthus gracilentus*) Native Perennial - Sunflower Family - (Apr-Oct) - Dry slopes, esp after fires, chaparral, woodland - Plant 2-6.6'. Leaf blades 2-4.3" long, > 2x width. Rays 0.6-1" long, disks yellow-red, head bracts 0.06-0.12" wide.



BRISTLY OX-TONGUE (*Helminthotheca echioides*) Naturalized Annual-Biennial - Sunflower Family - (All year) - Common. Disturbed areas - Stem 1-6.5' tall, bristly. Leaf 2-8" long, covered with prickly bumps. Flower heads 0.8-1.6" wide. **INVASIVE weed.**



BRISTLY GOLDENASTER (*Heterotheca sessiliflora* subsp. *echioides*) Native Perennial - Sunflower Family - (Jul–Oct) - Grassland, scrub, woodland, open forest, disturbed sites - Plant 2-7 dm, bristly. Leaves flat, to 5 cm long, upper reduced. Head bracts not leafy.



HEERMANN TARPLANT (*Holocarpha heermannii*) Native Annual - Sunflower Family - (May–Nov) - Grassland - Plant 0.2-1.2 m tall, densely very-short-hairy, glandular. Ray flowers 3-13, yellow. Disk flowers yellow to brown. Yellow anthers.



SMOOTH CAT'S-EAR (*Hypochaeris glabra*) Naturalized Annual - Sunflower Family - (Mar–Jun) - Common. Disturbed areas, grassland, open woodland - Plant 4-24" tall, smooth. Rays 0.2-0.3" long, barely > head bracts. Only inner fruit beaked. **INVASIVE.**



ROUGH CAT'S-EAR (*Hypochaeris radicata*) Naturalized Perennial - Sunflower Family - (Apr–Jul) - Disturbed areas, grassland, open woodland - Plant 4-32" tall, rough-hairy. Rays 0.4-0.6" long, well exceeding head bracts. Fruits all beaked. **INVASIVE weed.**



WILLOW LETTUCE (*Lactuca saligna*) Naturalized Annual - Sunflower Family - (Jul–Nov) - Roadsides, grassland - Stem 12-39" tall. Leaf lobes entire or few-toothed, no prickles underneath. Flowers 5-12, pale yellow, open in morning.



PRICKLY LETTUCE (*Lactuca serriola*) Naturalized Annual - Sunflower Family - (May–Oct) - Abundant. Disturbed places - Stem 1.6-10' tall, prickly-bristly. Leaves deeply-lobed, midvein and edges prickly-bristly. Flowers pale yellow, 0.16-0.2" wide.



COMMON HARE-LEAF (*Lagophylla ramosissima*) Native Annual - Sunflower Family - (Apr–Oct) - Grassland, openings in scrub, woodland, forest - Plant 4-40" tall. Leaves hairy, often sticky, to 4.7" long. Rays yellow, 0.12-0.24" long.



CALIFORNIA GOLDFIELDS (*Lasthenia californica* subsp. *californica*) Native Annual - Sunflower Family - (Feb–Jun) - Many habitats - Stem < 16" tall, hairy. Leaves 0.3-2.8" long, <0.25" wide, smooth edged. Head bracts 4-13, not joined. Rays 0.2-0.7" long.



TIDY-TIPS (*Layia platyglossa*) Native Annual - Sunflower Family - (Feb-Jul) - Many habitats - Plant 1-28" tall, sticky. Leaves narrow. Ray flowers 0.1-0.8" long, yellow w/white tips. Disk anthers gen dark purple.



VALLEY LESSINGIA (*Lessingia pectinata* var. *tenuipes*) Native Annual - Sunflower Family - (May-Oct) - Coastal scrub, woodland, pine forest, chaparral, occ sandy soil - Plant 2-28", sticky. Flowers yellow w/purple-brown band, rayless.



GUMWEED (*Madia gracilis*) Native Annual - Sunflower Family - (Apr-Aug) - Open, semi-shaded or disturbed sites, many habitats, incl serpentine - Plant 2.4-40" tall, hairy, upper half sticky. Leaf 0.4-4" long. Rays yellow, 3-10, 0.06-0.3" long. Bracts 6-10 mm tall.




COAST TARWEED (*Madia sativa*) Native Annual - Sunflower Family - (May-Oct) - Grassy, open, or disturbed sites - Plant 3.5-10 dm, hairy, all glandular. Leaf 0.8-7.1" long, 0.1-0.7" wide. Rays green-yellow, 8-13, 0.06-0.16" long. Head bracts 0.24-0.6" tall.



PINEAPPLE WEED (*Matricaria discoidea*) Naturalized Annual - Sunflower Family - (Feb-Aug) - Abundant. Disturbed sites, riverbanks - Plant 4-12" tall, sweet-scented. Heads pineapple-shaped, ~ 0.4" wide; head stalk to 0.6" long.



COTTON-BATTING PLANT (*Pseudognaphalium stramineum*) Native Annual - Sunflower Family - (Mar-Aug) - Many habitats, dunes, chaparral slopes, roadsides - Heads 0.16-0.2" long, female flowers > 0.08" long, pappus bristles free.



COMMON GROUNDSEL (*Senecio vulgaris*) Naturalized Annual - Sunflower Family - (Feb-Jul) - Common. Disturbed areas - Plant 4-24" tall, not hairy, w/1-10+ stems. Flower head bracts with black-tips. Milky sap.



CALIFORNIA GOLDENROD (*Solidago velutina* subsp. *californica*) Native Perennial - Sunflower Family - (May-Nov) - Woodland margins, grassland, disturbed soils - Stem 8-60" tall. Gen densely short-soft-hairy. Flower cluster height 2-4x width.



PRICKLY SOW THISTLE (*Sonchus asper* subsp. *asper*) Naturalized Annual - Sunflower Family - (All year) - Common. Slightly moist disturbed sites, along streams - Plant 4-48". Leaf teeth prickly. Basal lobes of upper leaves rounded, curving downward.



COMMON SOW THISTLE (*Sonchus oleraceus*) Naturalized Annual - Sunflower Family - (All year) - Abundant. Disturbed places - Plant 4-55" tall. Leaf teeth soft to touch. Basal lobes of upper leaves sharply pointed, straight to curving upward.



COMMON DANDELION (*Taraxacum officinale*) Naturalized Biennial-Perennial - Sunflower Family - (All year) - Abundant. Esp disturbed areas - Stem hollow. Leaves bright green with sharp down-pointing lobes. Outer head bracts reflexed. Fruit ~ brown.



SILVERPUFFS (*Uropappus lindleyi*) Native Annual - Sunflower Family - (Mar-May) - Common. Open grassland, woodland, chaparral, deserts, gen in loose soils - Heads pale yellow, never nod. Outer head bracts always > 1/4 inner length. Pappus scale notched.



NARROW-LEAVED MULE'S EARS (*Wyethia angustifolia*) Native Perennial - Sunflower Family - (Apr-Aug) - Grassland - Plant 4-35" tall, rough-hairy. Leaves narrow, veins all similar, base blades 4-20" long. Ray flowers 0.6-1.8" long.



SMOOTH MULE'S EARS (*Wyethia glabra*) Native Perennial - Sunflower Family - (Mar-Jun) - Gen shady sites - Plant 4-16" tall, shiny green, no woolly hairs. Leaf basal blades 10-18" long, lance-shaped to oval, shiny. Ray flowers 1-2" long.



GRAY MULE'S EARS (*Wyethia helenioides*) Native Perennial - Sunflower Family - (Mar-May(Aug)) - Open grassland, woodland, scrub - Plant 8-28" tall, densely woolly, often becoming smooth. Some woolly hairs remain on leaf stalks and floral bracts.



JOHNNY-JUMP-UP (*Viola pedunculata*) Native Perennial - Violet Family - (Feb-Apr) - Open, grassy slopes, hillsides, chaparral, oak woodland, gen full sun - Plant 2-15" tall. No basal leaves. Petals gold-yellow, lower 3 brown-veined, upper 2 red-brown on back.



JIM BRUSH (*Ceanothus oliganthus* var. *sorediatus*) Native Perennial - Buckthorn Family - (Jan–May) - Slopes, ridges, chaparral, conifer forest - Shrub/tree < 11.5' tall. Twigs red-brown. Leaves alternate, 3 main veins. Flowers blue, purple-blue or whitish.



CHAPARRAL CURRANT (*Ribes malvaceum* var. *malvaceum*) Native Perennial - Gooseberry Family - (Oct–Apr) - Chaparral, oak woodland - Shrub < 6.6' tall, no prickles. Petals 0.08-0.12" long, pink to white. Styles hairy at base.



RED-FLOWERING CURRANT (*Ribes sanguineum* var. *glutinosum*) Native Perennial - Gooseberry Family - (Feb–Apr) - Many habitats - Shrub < 13' tall, no prickles. Sepals pink to white. Petals white to red, ~0.1" long. Styles smooth.



CALIFORNIA HUCKLEBERRY (*Vaccinium ovatum*) Native Perennial - Heath Family - (Mar–May) - Edges, clearings in conifer forest - Shrub 1.6-10' tall. Leaf 1-2" long, evergreen. Flowers pink, < 0.3" long, 3-10/group. Fruit black, 0.24-0.35" diam.



HAIRY VINE HONEYSUCKLE (*Lonicera hispidula*) Native Perennial - Honeysuckle Family - (May–Jun) - Canyons, streambanks, woodland - Shrub sprawling-climbing, 6-10' long, short-hairy. Flower cluster densely sticky. Flowers pink, 0.5-0.6" long, sticky-hairy.



SNOWBERRY (*Symphoricarpos albus* var. *laevigatus*) Native Perennial - Honeysuckle Family - (May–Jul) - Shady woodland, streambanks, N. slopes - Shrub 20-71" tall. Flowers > 8/cluster, pink, 0.16-0.24" long, bell-shaped, swollen on 1 side.



BLACK SAGE (*Salvia mellifera*) Native Perennial - Mint Family - (Mar–Jun) - Coastal-sage scrub, lower chaparral - Shrub 3.3-6' tall. Leaf 1-2.8" long, toothed, hairy underneath. Flowers blue, white or lavender, tube 0.2-0.4" long, in clusters 0.6-1.6" wide.



BLUE WITCH (*Solanum umbelliferum*) Native Perennial - Nightshade Family - (All year) - Shrubland, mixed-evergreen forest, woodland - Plant gen < 39", upper stem hairs branched, dense. Flowers 0.6-1" wide, purple, with green spots at the base.




CALIFORNIA ROSE (*Rosa californica*) Native Perennial - Rose Family - (Feb–Nov) - Gen ± moist areas in sun, esp streambanks - Shrub 2.6-8.2' tall w/thick curved spines, forming thickets. Petals pink, 0.6-1" long; sepals unlobed.



WOOD ROSE (*Rosa gymnocarpa* var. *gymnocarpa*) Native Perennial - Rose Family - ((Feb)Apr–Jul) - Common. Gen in shade of forest, scrub - Shrub w/straight thorns. Flowers gen solitary, stalks sticky, fruit smooth, sepals deciduous.



WHITE ALDER (*Alnus rhombifolia*) Native Perennial - Birch Family - (Apr–Jun) - Along permanent streams - Tree. Leaves flat, not rusty underneath, margins serrate, not rolled under. Female flowers cone-like. Wood used for furniture and for smoking meats.



CALIFORNIA HAZELNUT (*Corylus cornuta* subsp. *californica*) Native Perennial - Birch Family - (Jan–Mar) - Common. Many habitats, esp moist, shady places - Shrub, small tree < 13' tall. Leaf velvety-hairy. Fruits 0.8-1.2" long in papery bracts, 1-2/group.



CALIFORNIA COFFEE BERRY (*Frangula californica* subsp. *californica*) Native Perennial - Buckthorn Family - (May–Jul) - Coastal-sage scrub, chaparral, forest, woodland - Shrub < 16' tall. Flowers greenish. Leaves smooth beneath.



GOLDEN CHINQUAPIN (*Chrysolepis chrysophylla* var. *minor*) Native Perennial - Oak Family - (Jun–Sep) - Conifer forest, closed-cone-pine forest, chaparral - Shrub/tree < 16'. Leaf blade 2-6", folded, green above, golden below. Fruit 1.2-2" bur.



COAST LIVE OAK (*Quercus agrifolia* var. *agrifolia*) Native Perennial - Oak Family - (Mar–Apr) - Valleys, slopes, mixed-evergreen forest, woodland - Tree 30-80'. Leaves convex, hair-tuft below in vein axils. Acorns on 1st year twigs, shell glabrous inside.



BLUE OAK (*Quercus douglasii*) Native Perennial - Oak Family - (Apr–May) - Dry slopes, interior foothills, woodland - Tree 20-66', deciduous. Bark checkered into scales. Leaves 1.2-2.4" long, bluish green, unlobed to shallowly lobed, lacking bristles.



CALIFORNIA BLACK OAK (*Quercus kelloggii*) Native Perennial - Oak Family - (Apr-May) - Slopes, valleys, woodland, conifer forest - Tree < 80', deciduous. Leaves 3.5-8" long, supple, deeply-lobed, lobes bristle-tipped.



VALLEY OAK (*Quercus lobata*) Native Perennial - Oak Family - (Mar-Apr) - Slopes, valleys, savanna - Tree < 115' tall, deciduous. Leaves 2-5" long, not leathery, deeply lobed, lobes without bristles. Acorns 1.2-2" long, slender, cup 0.4-1.2" deep.



INTERIOR LIVE OAK (*Quercus wislizeni* var. *wislizeni*) Native Perennial - Oak Family - (Mar-May) - Interior canyons, slopes, pine/oak woodland - Tree < 75'. Leaf blades 0.8-2" long, hairless, flat. Acorns on 2nd year twigs, shell woolly inside.



GRAY PINE (*Pinus sabiniana*) Native Perennial - Pine Family - - - Foothill woodland, n oak woodland, chaparral, infertile soils in mixed-conifer and hardwood forests - Tree < 125' tall. Needles in 3s, 3.5-15" long, gray-green. Cone brownish, seed > wing.



BIG-LEAF MAPLE (*Acer macrophyllum*) Native Perennial - Soapberry Family - (Mar-Jun) - Common. Streambanks, canyons - Tree < 100'. Leaves 5-lobed, 3-6" long, 4-10" wide. Group of 20-90 hanging flowers appear after leaves. Winged seeds.



BOX ELDER (*Acer negundo*) Native Perennial - Soapberry Family - (Mar-Apr) - Streamsides, bottomland. - Tree < 66' tall. Leaflets in 3s. Group of 10-250 hanging flowers appear with leaves. Winged fruits. Widely planted ornamental.



WESTERN POISON OAK (*Toxicodendron diversilobum*) Native Perennial - Sumac Family - (Apr-Jun) - Canyons, slopes, chaparral, coastal scrub, oak woodland - Shrub or vine. Leaflets 3, red in fall, mid leaflet stalked. Flowers green. Fruits white. TOXIC.



CALIFORNIA SAGEBRUSH (*Artemisia californica*) Native Perennial - Sunflower Family - (Aug-Nov) - Coastal scrub, chaparral, open woodland - Shrub 2-8.5' tall, rounded. Leaves 0.4-4", hairy, thread-like. It green to gray. Flower heads < 5 mm wide. Sage-scented.



FREMONT COTTONWOOD (*Populus fremontii* subsp. *fremontii*) Native Perennial - Willow Family - (Mar-Apr) - Scattered. Alluvial bottomland, streamsid es - Tree < 66' tall. Leaves heart-shaped to triangular, coarsely scalloped, blade 1.2-2.8" long.



BLACK COTTONWOOD (*Populus trichocarpa*) Native Perennial - Willow Family - (Feb-Apr) - Alluvial bottomland, streamsid es - Tree < 100' tall. Leaves egg-shaped, finely-scalloped edge, blade 1.2-2.8" long.



WESTERN SYCAMORE (*Platanus racemosa*) Native Perennial - Sycamore Family - (Feb-Apr) - Common. Streamsid es, canyons, arroyos - Tree 33-115' tall. Bark peeling pale. Leaf blades 4-10" long, palmately lobed, smooth to hairy above, short-woolly under.



CALIFORNIA YERBA SANTA (*Eriodictyon californicum*) Native Perennial - Borage Family - (Apr-Jul) - Slopes, fields, roadsides, woodland, chaparral - Shrub 3.3-10' tall. Leaf blade sticky, <= 6" long, 1.6-2" wide. Flowers white to purple, 0.3-0.5" long.



BUCKBRUSH (*Ceanothus cuneatus* var. *cuneatus*) Native Perennial - Buckthorn Family - (Feb-May) - Sandy to rocky flats, slopes, ridges - Shrub/tree < 10' tall. Leaves opposite on rigid twigs, w/single main vein. Flowers gen white.



CHAPARRAL CLEMATIS (*Clematis lasiantha*) Native Perennial - Buttercup Family - (Jan-Jun) - Hillsid es, chaparral, open woodland - Woody vine. Leaflets 3-5, +-3-lobed. Flowers gen 1, in spring; sepals white to cream, 0.4-0.8" long.



WESTERN VIRGIN'S BOWER (*Clematis ligusticifolia*) Native Perennial - Buttercup Family - (Jun-Sep) - Along streams, wet places - Leaflets 5-15, irregularly lobed. Flowers many, in fall. Sepals white to cream, 0.2-0.24" long.



WESTERN AMERICAN DOGWOOD (*Cornus sericea* subsp. *occidentalis*) Native Perennial - Dogwood Family - (May-Jul) - Generally moist places - Shrub 5-13' tall. Leaf blades gen 2-4" long, rough-hairy below, veins in 4-7 pairs. Petals white, 0.1-0.2" long.



HILLSIDE GOOSEBERRY (*Ribes californicum* var. *californicum*) Native Perennial - Gooseberry Family - (Feb-Mar) - Forest openings, woodland - Shrub < 5' tall. Leaf blades 0.4-1.2" long, not sticky. Sepals greenish, petals 0.12" long, white.



CANYON GOOSEBERRY (*Ribes menziesii* var. *menziesii*) Native Perennial - Gooseberry Family - (Feb-Apr) - Common. Forest openings, chaparral - Shrub < 10', prickly. Leaves sticky below. Styles glabrous, anthers exserted, sepals purplish.



PACIFIC MADRONE (*Arbutus menziesii*) Native Perennial - Heath Family - (Mar-May) - Conifer, oak forests - Tree < 130' tall, evergreen, peeling red bark. Leaf blades < 5" long. Flowers yellow-white or pink, < 3.1" long. Berries red, < 0.5" diam, round.



MOUNT DIABLO MANZANITA (*Arctostaphylos auriculata*) Native Perennial - Heath Family - (Feb-Mar) - Sandstone, upland chaparral near coast. Mount Diablo and vicinity - Leaves clasping. Densely fine-hairy leaves, twigs & fruit. CNPS: ENDANGERED.



BRITTLE-LEAF MANZANITA (*Arctostaphylos crustacea* subsp. *crustacea*) Native Perennial - Heath Family - (Feb-Apr) - Chaparral, conifer forest - Twigs bristly, leaf stalk 0.1-0.2", upper leaf surface shiny.



EASTWOOD MANZANITA (*Arctostaphylos glandulosa* subsp. *glandulosa*) Native Perennial - Heath Family - (Jan-Apr) - Chaparral, conifer forest - Shrub 3-13' tall. Twigs w/gland-tipped hairs, leafy bracts, 0.1-0.2" leaf stalk, burl. Upper leaf surface not shiny.



BIG-BERRY MANZANITA (*Arctostaphylos glauca*) Native Perennial - Heath Family - (Dec-Mar) - Rocky slopes, chaparral, woodland - Shrub-small tree, 3-26' tall. Twigs glabrous. Leaves smooth, waxy-white. Flower stalk 0.3-0.4" long, sticky-hairy.



PITCHER SAGE (*Lepechinia calycina*) Native Perennial - Mint Family - (Apr-Jun) - Common. Rocky slopes; chaparral, woodland - Shrub 3.3-6.6' tall. Leaf blade gen 1.6-4.7" long. Flowers white to lavender tinged, 1-1.2" long, 5-lobed, 2-lipped.



BLUE ELDERBERRY (*Sambucus nigra* subsp. *caerulea*) Native Perennial - Muskroot Family - (Mar-Sep) - Common. Streambanks, open places in forest - Shrub 7-26' tall. Flower cluster flat-topped, 1.6-13" diam, petals spreading. Fruits waxy blue-black.



RED ELDERBERRY (*Sambucus racemosa* var. *racemosa*) Native Perennial - Muskroot Family - (May-Jul) - Moist places - Shrub/tree 3-20' tall. Leaflets 5-7, 1.6-6.3" long. Flower cluster dome-shaped, gen 6-12 cm diam, petals often reflexed. Fruits red.



BLUE GUM (*Eucalyptus globulus*) Naturalized Perennial - Myrtle Family - (Oct-Jan) - Common. Disturbed areas - Tree < 200' tall. Flowers single, large, gen stemless. Leaves 4-12" long, 1-1.6" wide; used medicinally by Aboriginals. INVASIVE weed.



CHAMISE (*Adenostoma fasciculatum* var. *fasciculatum*) Native Perennial - Rose Family - (May-Jun) - Dry slopes, ridges, chaparral - Shrub or small tree < 13' tall. Flowers cream to white. Leaves narrow, shiny with flammable oils in warm weather.



UTAH SERVICE-BERRY (*Amelanchier utahensis*) Native Perennial - Rose Family - (Apr-Jun) - Open, rocky slopes, canyons, banks of creeks, deserts, conifer forest - Shrub-small tree 2-16'. Leaves deciduous, toothed along outer half of blade.



CHRISTMAS BERRY / TOYON (*Heteromeles arbutifolia*) Native Perennial - Rose Family - ((May)Jun-Aug) - Chaparral, oak woodland, mixed-evergreen forest - Shrub-tree < 33' tall, evergreen. Leaf 2-4" long. Petals white, < 0.16" long. Fruit bright red.



OCEANSPRAY (*Holodiscus discolor* var. *discolor*) Native Perennial - Rose Family - (May-Aug) - Moist woodland edges, rocky slopes - Shrub 5-20' tall. Leaf blade 0.6-3.1" long, toothed at end. Flower cluster 0.8-10" long. Petals white, ~0.07" long.



OSO BERRY (*Oemleria cerasiformis*) Native Perennial - Rose Family - (Feb-Apr) - Chaparral, canyons, streambanks, lowland wet to dry open woodland, coast to shaded conifer forest - Shrub 3-20'. Leaf 2-5" long. Flower cluster 1.2-4". Petals white, 0.12-0.24".



BITTER CHERRY (*Prunus emarginata*) Native Perennial - Rose Family - (Apr–Jun) - Rocky slopes, canyons, chaparral, mixed-evergreen, conifer forest - Shrub/tree < 50'. Leaf: stem 0.1-0.5", blade 0.6-2.4" long. Petals white, 0.12-0.3" long. Fruit red to purple.



SIERRA PLUM (*Prunus subcordata*) Native Perennial - Rose Family - (Mar–May) - Mixed-evergreen or conifer forest - Shrub < 10'. Leaf: stem 0.16-0.6", blade 1-2", elliptic to wide egg-shaped, base round heart-shaped, tip round. Petals 0.2-0.4" long, white.



WESTERN CHOKE CHERRY (*Prunus virginiana* var. *demissa*) Native Perennial - Rose Family - (May–Jun) - Rocky slopes, canyons, scrubland, oak/pine woodland - Shrub/tree < 20'. Leaf blade 1.2-4" long. Flowers 18+, petals white, 0.16-0.3" long.



HIMALAYAN BLACKBERRY (*Rubus armeniacus*) Naturalized Perennial - Rose Family - (Mar–Jun) - Common. Disturbed areas, roadsides - Shrub w/thorny 5-angled stem. Leaflets 3-5, white-hairy beneath. Blackberry-type fruit. **INVASIVE.**



THIMBLEBERRY (*Rubus parviflorus*) Native Perennial - Rose Family - (Mar–Aug) - Common; moist semi-shaded areas, esp edges of woodland - Shrub 0.5-2 m tall, not prickly. Petals 0.5-0.9" long, white. Leaves simple, 3-5 lobed. Raspberry-type fruit.



CALIFORNIA BLACKBERRY (*Rubus ursinus*) Native Perennial - Rose Family - (Mar–Jul) - Open, disturbed areas - Stem round, bristly/prickly. Leaves simple to 3 leaflets, underside green. Plants unisexual. Petals 0.24-0.6" long, white. Blackberry-type fruit.



WESTERN HOP TREE (*Ptelea crenulata*) Native Perennial - Rue Family - (Apr–May) - Scrub, woodland - Shrub/tree < 16' tall. Leaflets 3, 0.8-2.8" long, citrus odor when crushed. Petals green-white, 0.16-0.2" long, fragrant. Fruits 1-2 cm long.



COAST SILK TASSEL (*Garrya elliptica*) Native Perennial - Silk Tassel Family - (Jan–Mar) - Seacliffs, sand dunes, chaparral, foothill-pine woodland - Shrub or small tree, < 26' tall. Leaves wavy-margined, underside hairs felt-like, interwoven. Fruit hairy.



GREEN-LEAF SILK TASSEL (*Garrya fremontii*)
Native Perennial - Silk Tassel Family - (Jan-Apr)
- Chaparral, foothill woodland, montane forest -
Shrub < 10' tall. Leaves gen hairless below, not
wavy-margined. Fruit smooth or w/hairy tip.



CALIFORNIA BUCKEYE (*Aesculus californica*)
Native Perennial - Soapberry Family - (May-Jun)
- Dry slopes, canyons, borders of streams - Large
shrub or tree 13-39' tall. 5-7 leaflets. Flowers
white to pale rose. Large seeds toxic but edible
after leaching out saponins.



COYOTE BRUSH (*Baccharis pilularis* subsp.
consanguinea) Native Perennial - Sunflower
Family - (Jul-Dec) - Coastal bluffs, woodland,
grassland, disturbed sites, occ on serpentine -
Shrub < 15' tall, brittle, common. Leaves gen
0.6-1.6" long.



MULE FAT (*Baccharis salicifolia* subsp.
salicifolia) Native Perennial - Sunflower Family -
(All year) - Riparian woodland, canyon bottoms,
disturbed sites, often forming thickets - Shrub <
13' tall, often sticky. Leaves to 6" long, with 1-3
main veins.




SHINYLEAF OREGON-GRAPE (*Berberis pinnata*
subsp. *pinnata*) Native Perennial - Barberry
Family - (Feb-May) - Rocky slopes, conifer
forest, oak woodland, chaparral - Shrub gen < 7'.
Leaflets w/15-23 spiny teeth, spines < 0.1" long.
Flowers yellow.



HOLLYLEAF REDBERRY (*Rhamnus ilicifolia*)
Native Perennial - Buckthorn Family - (Mar-Jun)
- Chaparral, montane forest - Shrub < 13' tall,
evergreen w/stiff branches. Leaf blades 0.8-1.6"
long, toothed. Fruits 0.2-0.3" wide, red.




CALIFORNIA WILD GRAPE (*Vitis californica*)
Native Perennial - Grape Family - (May-Jun) -
Streamsides, springs, canyons - Woody vine to
33'+long. Leaves deciduous, heart-shaped to
kidney-shaped. Fruit purple when mature, gen >
0.3" wide.



CALIFORNIA BAY (*Umbellularia californica*)
Native Perennial - Laurel Family - (Nov-May) -
Common. Canyons, valleys, chaparral - Tree <
150' tall. Leaf 1.2-4", 0.6-1.2" wide, aromatic.
Cluster of 5-10 small, yellow or yellow-green
flowers. Fruit 0.8-1" diam.




BUSH MONKEYFLOWER (*Mimulus aurantiacus* var. *aurantiacus*) Native Perennial - Lopseed Family - (Mar-Jun) - Disturbed areas, coastal cliffs, canyon sides - Shrub 4-60". Flowers yellow, orange or red; 1-2.3" long; bract tube glabrous.



SCOTCH BROOM (*Cytisus scoparius*) Naturalized Perennial - Pea Family - (Apr-Jul) - Common. Disturbed places - Shrub 6.6-8" tall, deciduous. Stems sharply 5-angled, new twigs hairy. Flowers yellow, 1-2 at leaf bases, 0.6-0.8" long. NOXIOUS.



FRENCH BROOM (*Genista monspessulana*) Naturalized Perennial - Pea Family - (Mar-Jun) - Common. Disturbed places. - Shrub < 10' tall, evergreen. Stems 8-10 ridged, leafy. Flowers yellow, 4-10 at branch tips, banner 0.4-0.6" long. NOXIOUS.



BIRCH-LEAF MOUNTAIN-MAHOGANY (*Cercocarpus betuloides* var. *betuloides*) Native Perennial - Rose Family - (Mar-May) - Dry, rocky slopes, chaparral - Shrub 3-10'. Leaf 0.4-1" long, end toothed. Flower 0.16-0.3" wide. Hairy fruit styles 2-3.5" long.



INTERIOR GOLDENBUSH (*Ericameria linearifolia*) Native Perennial - Sunflower Family - (Mar-May) - Dry slopes, valleys, foothill and desert woodland, saltbush and creosote-bush scrub - Shrub/subshrub, 16-60". Heads large, yellow, solitary; rays 0.3-0.8" long.



GOLDEN-YARROW (*Eriophyllum confertiflorum* var. *confertiflorum*) Native Perennial - Sunflower Family - (Apr-Aug) - Many dry habitats - Shrubby, 8-28" tall. Leaves 0.4-2" long, deeply 3-5 lobed. Flowers yellow; rays 4-6, 0.08-0.2" long; head bracts 4-7.



CALIFORNIA MATCHWEED (*Gutierrezia californica*) Native Perennial - Sunflower Family - (Jul-Nov) - Grassland, arid woodland and shrubland, serpentine - Stem 8-40" long, woody base. Leaf narrow, flat, <= 2" long. Ray flowers 4-13, 0.1-0.3" long.



HINDS' WILLOW (*Salix exigua* var. *hindsiana*) Native Perennial - Willow Family - (Apr-May) - Common. Floodplains, sandy gravel - Shrub or tree < 17' tall. Leaf blades 1.2-6" long, linear, mature dense soft-hairy below. Ovary hairy.



RED WILLOW (*Salix laevigata*) Native Perennial - Willow Family - (Dec-Jun) - Common. Riverbanks, seepage areas, lakeshores, canyons - Tree bark fissured. Leaf lanceolate, glaucous below, gen w/stalk glands. Stamens 5. Fruit glabrous.



ARROYO WILLOW (*Salix lasiolepis*) Native Perennial - Willow Family - (Jan-Jun) - Common. Shores, marshes, meadows, etc - Shrub-tree, bark smooth. Leaf-like stipules. Leaf egg-shaped, waxy below. Fruit smooth, bract persistent, dark, stamens 2.

