



Wild Plants of Mission Peak Regional Preserve

Common Name Version

A Photographic Guide

Sorted by Form, Color and Family
with Habitat Descriptions and Identification Notes

Photographs and text by Wilde Legard
District Botanist, East Bay Regional Park District



New Revised and Expanded Edition - Includes the latest
scientific names, habitat descriptions and identification notes

A Photographic Guide to the Wild Plants of Mission Peak Regional Preserve

More than 2,000 species of native and naturalized plants grow wild in the San Francisco Bay Area. Most are very difficult to identify without the help of good illustrations. This is designed to be a simple, color photo guide to help you identify some of these plants. This guide is published electronically in Adobe Acrobat® format so that it can easily be updated as additional photographs become available. You have permission to freely download, distribute and print this guide for individual use. Photographs are © 2014 Wilde Legard, all rights reserved.

In this guide, the included plants are sorted first by form (Ferns & Fern-like, Grasses & Grass-like, Herbaceous, Woody), then by most common flower color, and finally by similar looking flowers (grouped by genus within each family). Each photograph has the following information, separated by '-':

COMMON NAME	According to <i>The Jepson Manual: Vascular Plants of California, Second Edition (JM2)</i> and other references (not standardized).
(Scientific Name)	According to <i>JM2</i> and <i>eFlora</i> (ucjeps.berkeley.edu/IJM.html).
Origin & Longevity	Native, Naturalized, or Waif (not reproducing without human care). Annual, Biennial, Perennial, or a combination.
Family Name	Common family name according to <i>JM2</i> ,
(Bloom date range)	Period during the year when the plant blooms, according to <i>JM2</i> and other sources. '-' if plant does not bloom (ie. Ferns).
Habitat	Habitat description according to <i>JM2</i> and other sources.
ID Characteristics	Plant description with identification characteristics and other notes, based on multiple sources including: <i>Annotated Checklist of the East Bay Flora, Second Edition (2013)</i> , <i>JM2</i> , <i>Plants of the San Francisco Bay Region (Revised Edition)</i> , and <i>Weeds of California and Other Western States</i> .
Additional notes	Occasionally, an additional note may appear (ie. NOXIOUS weed, INVASIVE weed, Fed & Calif. ENDANGERED, etc.).

Revision: 3/2/2014

Fern-like - Green/Brown

Wild Plants of Mission Peak Regional Preserve - Sorted by Form, Color and Family

Page 1



BRACKEN FERN (*Pteridium aquilinum* var. *pubescens*) Native Perennial - Bracken Family - - Pastures, woodland, meadows, hillsides, partial to full sun - Leaf blades widely-triangular, gen 0.5-5' long, gen 3x divided, hairy underneath.



GOLDENBACK FERN (*Pentagramma triangularis* subsp. *triangularis*) Native Perennial - Brake Fern Family - - - Gen shaded, sometimes rocky or wooded areas - Leaves triangular, 1.2-4" long, undersides either granular green or powdery gold.



SMOOTH SCOURING RUSH (*Equisetum laevigatum*) Native Perennial - Horsetail Family - - - Moist, sandy or gravelly areas - Stems 1 kind only, 12-71" tall, unbranched. Sheath w/dark band only at the top.



POLYPODY FERN (*Polypodium calirhiza*) Native Perennial - Polypody Family - - - On plants, rocky cliffs or outcrops, roadcuts, often granitic or volcanic, rarely dunes - Leaf blades 4-8" long, often widest above base, deeply lobed.



COASTAL WOOD FERN (*Dryopteris arguta*)
Native Perennial - Wood Fern Family - - - Locally common. Open, wooded slopes, caves - Leaf 12-24" long, 5-12" wide, divided 1-2 times. Segments generally with spine-tipped teeth.



SILVER HAIR GRASS (*Aira caryophyllea*)
Naturalized Annual - Grass Family - (Apr-Jun) - Sandy soils, open or disturbed sites - Flower cluster > 0.6" wide, diffuse with long slender branches. Spikelets about 0.1" long with 2 extended awns.



SLENDER WILD OAT (*Avena barbata*)
Naturalized Annual - Grass Family - (Mar-Jun) - Disturbed sites - Plants gen 24-32". Spikelets 0.8-1.2" long. Awns 0.8-1.8" long. Lemma tip bristles >= 0.1" long. Seeds EDIBLE whole or ground for flour. INVASIVE weed.



LITTLE QUAKING GRASS (*Briza minor*)
Naturalized Annual - Grass Family - (Apr-Jul) - Shaded or moist, open sites - Stem 3-20" tall. Spikelets 0.1-0.2" long, resemble tiny rattlesnake rattles.



CALIFORNIA BROME (*Bromus carinatus* var. *carinatus*)
Native Perennial - Grass Family - (Apr-Aug) - Coastal prairies, openings in chaparral, plains, open oak and pine woodland - Plant 20-40" tall. Flower cluster 6-16" long. Spikelet 0.8-1.6" long. Lemma 0.5-0.8" long, hairy, awn 0.3-0.6" long.



RIPGUT GRASS (*Bromus diandrus*)
Naturalized Annual - Grass Family - (Apr-Jul) - Open, gen disturbed areas - Plant 6-40" tall. Spikelet 1-2.8" long. Lemma body 0.8-1.2" long, awn > 1.2" long. Barbed seeds can stick in flesh of animals. INVASIVE weed.



SOFT CHESS (*Bromus hordeaceus*)
Naturalized Annual - Grass Family - (Apr-Jul) - Fields, disturbed areas - Plant 4-26" tall. Leaf hairy. Flower cluster 1-5" long, dense, some stalks > spikelet. Spikelet 0.5-0.9". Lemma 0.26-0.4", awn 0.16-0.4". INVASIVE weed.




FOXTAIL CHESS (*Bromus madritensis* subsp. *madritensis*)
Naturalized Annual - Grass Family - (Apr-Jan) - Disturbed areas, roadsides - Plants 4-20" tall. Stem and sheathes smooth. Flower cluster branches visible, lower spikelets erect, > stalk.



BRISTLY DOGTAIL GRASS (*Cynosurus echinatus*) Naturalized Annual - Grass Family - (May-Jul) - Open, disturbed sites - Tufted. Stem 4-28" long. Leaf blade 0.1-0.6" wide. Flower cluster 0.4-1.6" long, 1-sided. Fertile and sterile spikelets. **INVASIVE weed.**



WESTERN WILD-RYE (*Elymus glaucus* subsp. *glaucus*) Native Perennial - Grass Family - (Jun-Aug) - Open areas, chaparral, woodland, forest - Tufted. Stem 12-55" tall. Leaf 0.2-0.5" wide, flat. Spikelets 0.3-0.6" long, 2-4 per node. Lemma awn 0.4-1.2" long.



BROME FESCUE (*Festuca bromoides*) Naturalized Annual - Grass Family - (May-Jun) - Uncommon. Dry, disturbed places, coastal-sage scrub, chaparral - Stem < 20". Inflorescence 0.6-6" tall, dense, lower branches erect. Spikelet 0.2-0.4" long, awn 0.1-0.3" long.



RYE GRASS (*Festuca perennis*) Naturalized Perennial - Grass Family - (May-Sep) - Dry to moist disturbed sites, abandoned fields - Stem 20-40" tall. Spikelet 0.2-0.9" long, > glume, awned or awnless. Sterile shoots at base. **INVASIVE weed.**



NORTHERN BARLEY (*Hordeum brachyantherum* subsp. *brachyantherum*) Native Perennial - Grass Family - (May-Aug) - Meadows, pastures, streambanks - Stem 1-3' tall, gen robust. Leaf sheaths gen smooth, blade < 7.5" long. Lemma awn < 0.25".



MEDITERRANEAN BARLEY (*Hordeum marinum* subsp. *gussoneanum*) Naturalized Annual - Grass Family - (Apr-Jun) - Dry to moist, disturbed sites - Stem 4-20". Leaf blades to 32" long, auricles < 0.08". Central lemma awn 0.25-0.7" long. **INVASIVE weed.**



HARE BARLEY (*Hordeum murinum* subsp. *leporinum*) Naturalized Annual - Grass Family - (Feb-May) - Moist, gen disturbed sites. Common - Stem 12-43" tall. Central spikelet stalk ~0.06" long. Central floret << lateral florets. **INVASIVE weed.**



WALL BARLEY (*Hordeum murinum* subsp. *murinum*) Naturalized Annual - Grass Family - (Feb-May) - Moist, gen disturbed sites - Stem 1-2'. Leaf auricles notable. Central spikelet stalk 0-0.02". Central floret gen = lateral florets. **INVASIVE weed.**



CALIFORNIA MELIC (*Melica californica*) Native Perennial - Grass Family - (Apr–May) - Open or rocky hillsides, oak woodland, conifer forest - Stem 16-55". Leaf 0.06-0.2" wide. Spiklet 0.2-0.6" long, w/3-7 fertile florets; sterile tip widest above middle, tip squared.



TORREY'S MELIC (*Melica torreyana*) Native Perennial - Grass Family - (Mar–Jun) - Chaparral, conifer forest - Stem 12-40" tall. Leaf blade 0.04-0.1" wide. Spikelet 0.14-0.28" long w/1-2 florets; sterile tip widest above middle to 0.06", short-hairy lemmas.



ANNUAL BLUE GRASS (*Poa annua*) Naturalized Annual - Grass Family - (Feb–Sep) - Abundant. Disturbed moist ground - Plant 1-8" tall. Leaf blade 0.04-0.12" wide, soft. Flower cluster 0.4-4" long, triangular. Lemmas 0.1-0.16" long.



ONE-SIDED BLUE GRASS (*Poa secunda* subsp. *secunda*) Native Perennial - Grass Family - (Mar–Aug) - Common. Dry slopes to saline/alkaline meadows to alpine - Plant 6-40" tall, densely tufted. Flower clusters congested. Spikelets gen 0.3-0.4" long. Lemmas 0.16-0.2" long, backs rounded.



PURPLE NEEDLE GRASS (*Stipa pulchra*) Native Perennial - Grass Family - (Mar–Jun) - Oak woodland, chaparral, grassland - Stem 14-39" long. Leaf blade 4-8" long. Glumes 0.5-0.8" long, ~equal. Awn 1.6-4" long, last segment straight.



CLUSTERED TOAD RUSH (*Juncus bufonius* var. *congestus*) Native Annual - Rush Family - (Apr–Aug) - Drying pools, shores, disturbed ground, gen saline - Stem 1-4" tall, gen branched from base, ~0.04" wide. Flower cluster crowded. Flowers 0.2-0.3" long.



SPREADING RUSH (*Juncus patens*) Native Perennial - Rush Family - (Jun–Oct) - Marshy places, creeks, seeps - Plant 12-41" tall, densely tufted. Stems blue-gray-green & distinctly grooved when fresh. Stamens 6.



COMMON SPIKERUSH (*Eleocharis macrostachya*) Native Perennial - Sedge Family - (Spring–summer) - Common. Fresh to brackish wetland - Stem 8-39" tall, 0.06-0.1" wide. Spikelet 0.2-1.6" long, 0.08-0.2" wide, style 2-branched.



GRAND HOUND'S TONGUE (*Cynoglossum grande*) Native Perennial - Boraginaceae Family - (Feb-May) - Chaparral, woodland - Stem 1-3'. Leaf stalk 3-6". Leaf blade 3-6" cm long, broadly oval. Flowers bright blue w/inner white teeth.



CALIFORNIA PHACELIA (*Phacelia californica*) Native Perennial - Boraginaceae Family - (Mar-Sep) - Bluffs, open slopes, road cuts, chaparral, woodland - Plant tufted, stiff-hairy. Leaves gen pinnate w/big terminal leaflet. Flowers 0.16-0.28" long, lavender.



BLUE DICKS (*Dichelostemma capitatum* subsp. *capitatum*) Native Perennial - Brodiaeaceae Family - (Mar-Jun) - Open woodland, scrub, desert, grassland - Plant 2-28" tall. Flowers blue-purple, not narrowed in the middle. Stamens 6. Early spring bloomer.



ITHURIEL'S SPEAR (*Triteleia laxa*) Native Perennial - Brodiaeaceae Family - (Apr-Jun) - Common. Open forest, conifer or foothill woodland, grassland on clay soil - Flower stem 4-28". Leaves 8-16", 0.16-1" wide. Flowers blue, blue-purple or white, 0.7-1.9" long.



MEDITERRANEAN LINSEED (*Bellardia trixago*) Naturalized Annual - Broom-rape Family - (Apr-Jun) - Disturbed grassland. - Plant sticky-hairy. Stem 6-32" tall. Leaves lance-shaped, toothed. Flowers 0.8-1" long, 2-lipped; upper lip pink, lower lip white. INVASIVE.



PURPLE OWL'S-CLOVER (*Castilleja exserta* subsp. *exserta*) Native Annual - Broom-rape Family - (Mar-May) - Open fields, grassland - Plant sticky, short-hairy. Flower cluster tipped white, pale yellow or rose. Flower upper lip hooked, fuzzy.



GIANT TRILLIUM (*Trillium chloropetalum*) Native Perennial - Bunchflower Family - (Apr-May) - Edges of redwood forest, chaparral, gen moist slopes, canyon banks in alluvial soils - Flowers dark purple to white, sessile. Petals 2.6-4" long, odor rose-like or spicy.



PURPLE SANICLE (*Sanicula bipinnatifida*) Native Perennial - Carrot Family - (Mar-May) - Open grassland, gen on serpentine, or pine/oak woodland - Plant 5-24" tall. Leaves 1.6-7.5" long, 1-2x divided on a winged central axis. Flowers dark purple. Fruits prickly.



FOUR-SPOT (*Clarkia purpurea* subsp. *quadrivulnera*) Native Annual - Evening Primrose Family - (Apr-Aug) - Common. Open, grassy or shrubby places - Buds erect. Petals < 0.6", lavender to dark red. Ovary 8-grooved. Sepals 1's or 2's.



COMMON WILLOWHERB (*Epilobium ciliatum* subsp. *ciliatum*) Native Perennial - Evening Primrose Family - (Jun-Oct) - Common. Disturbed places, moist meadows, streambanks, roadsides - Plant 20-48" tall, smooth or short-hairy. Petals 2-6 mm, white to pink.



LONG-BEAKED FILAREE (*Erodium botrys*) Naturalized Annual - Geranium Family - (Mar-Jul) - Dry, open or disturbed sites - Stem 4-35" tall, coarse-hairy. Leaves lobed. Petals pink, 0.3-0.5" long. Sepals w/reddish tip. Fruit beak 2-4.7" long.



REDSTEM FILAREE (*Erodium cicutarium*) Naturalized Annual - Geranium Family - (Feb-Sep) - Open, disturbed sites, grassland, scrub - Stem 4-20". Leaves compound, leaflets dissected. Sepal tip bristly. Petal pink to purple. Fruit beak 0.8-2". **INVASIVE.**



GREENSTEM FILAREE (*Erodium moschatum*) Naturalized Annual - Geranium Family - (Feb-Sep) - Open, disturbed sites - Stem 4-24", short-hairy. Leaves compound, leaflets toothed. Sepal tip glabrous. Petals 0.4-0.6" long, pink. Fruit beak 0.8-1.6" long.



CUT-LEAVED GERANIUM (*Geranium dissectum*) Naturalized Annual - Geranium Family - (Mar-Jul) - Open, disturbed sites - Stem 3-28" tall, rough-hairy. Leaf blades deeply divided. Petals violet-red, 0.1-0.25" long w/notched tips. Flower stalk sticky. **INVASIVE.**



HAIRY DOVE'S FOOT GERANIUM (*Geranium molle*) Naturalized Annual - Geranium Family - (Feb-Aug) - Open to shaded sites, disturbed ground - Stem 4-17" tall. Petals red-purple, 0.1-0.4" long, notched. Sepals awnless. Fruit smooth, wrinkled.



WESTERN BLUE-EYED-GRASS (*Sisyrinchium bellum*) Native Perennial - Iris Family - (Mar-May) - Common. Open, gen moist, grassy areas, woodland - Stem < 25" tall. Leaves iris-like. Petals 6, blue-purple with dark veins, 0.4-0.7" long.



CALIFORNIA LOOSESTRIFE (*Lythrum californicum*) Native Perennial - Loosestrife Family - (Apr–Sep) - Marshes, pond and stream margins - Stem 8-24" tall. Leaves 0.4-2.8" long, gray-smooth, linear. Petals purple, 0.2-0.3" long; 2 style forms.



BULL MALLOW (*Malva nicaeensis*) Naturalized Annual - Mallow Family - (Mar–Jun) - Disturbed places - Stem 0.7-2'. Leaf blade 1.2-4.7" wide, 5-7 shallow lobes. Bractlets egg-shaped, 0.16-0.2" long. Petals pink to blue-violet, 0.2-0.5" long.



COYOTE-MINT (*Monardella villosa* subsp. *villosa*) Native Perennial - Mint Family - (May–Aug) - Dry rocky slopes, oak woods, chaparral - Plant < 20" tall. Leaves ovate, 0.4-0.9" mm long. Flower head 0.4-1.2" wide. Flowers pink to purple.



CHIA (*Salvia columbariae*) Native Annual - Mint Family - (Mar–Jun) - Dry, disturbed sites, chaparral, coastal-sage scrub - Plant 4-20" tall. Leaf 0.8-4" long, many 2x divided. Flower cluster head-like, 1-2 on bare stem. Flowers blue, tubes 6-8 mm long.



PACIFIC PEA (*Lathyrus vestitus* var. *vestitus*) Native Perennial - Pea Family - (Feb–Jul) - North: Conifer forest. South: chaparral & oak woodland - Stem wings to 0.02" wide. Leaves gen elliptic. Flowers 0.5-0.7" long, pale lavender to purple.



MINIATURE LUPINE (*Lupinus bicolor*) Native Annual - Pea Family - (Mar–Jun) - Abundant. Open or disturbed areas - Plant 4-16", hairy. Flower 0.16-0.4" long, banner longer than wide, upper keel ciliate near tip, pedicel < 0.12". Fruit 0.12-0.24" wide.



CHICK LUPINE (*Lupinus microcarpus* var. *microcarpus*) Native Annual - Pea Family - (Mar–Jun) - Abundant. Open or disturbed areas, occ seeded on roadbanks - Plant 4-32", hairy. Leaves smooth above. Flowers gen pink to purple. Flower bracts shaggy.



PINPOINT CLOVER (*Trifolium gracilentum*) Native Annual - Pea Family - (Mar–Jun) - Open, disturbed places, occas serpentine - Leaflet tips not deep-notched. Reflexed pink-purple flowers w/point. Flower bracts completely smooth.



ROSE CLOVER (*Trifolium hirtum*) Naturalized Annual - Pea Family - (Apr-May) - Disturbed areas, roadsides - Head with 1-2 bract-like leaves imbed below. Flowers pink, 0.4-0.6" long, densely-bristly in fruit. INVASIVE weed.



TOMCAT CLOVER (*Trifolium willdenovii*) Native Annual - Pea Family - (Mar-Jun) - Abundant. Disturbed, gen spring-moist, heavy soils, occas serpentine - Head bract wheel-shaped, sharp-lobed. Leaf narrow. Flowers purple w/white tip, 0.3-0.6" long.



SPRING VETCH (*Vicia sativa* subsp. *sativa*) Naturalized Annual - Pea Family - (Mar-Jun) - Roadsides, disturbed areas, grassland, open areas in oak and riparian woodlands - Flowers 1-2 at leaf bases, pink-purple to white, 0.7-1.2" long. Leaflets 0.16-0.4" wide.



CALIFORNIA GILIA (*Gilia achilleifolia* subsp. *achilleifolia*) Native Annual - Phlox Family - (Mar-Jun) - Open or shaded, gen grassy places, sandy or rocky soil - Leaves linear-lobed. Flowers lavender, 0.4-0.8" long, throat > tube, 8-25 in hemispheric head.




BIRD'S-EYE GILIA (*Gilia tricolor* subsp. *tricolor*) Native Annual - Phlox Family - (Mar-May) - Open, grassland, hills, valleys - Stem 3-15" tall, many branched. Flowers not in heads. Petals 0.4-0.75" long, throat yellow w/purple spots merged into ring.



WATER SPEEDWELL (*Veronica anagallis-aquatica*) Naturalized Perennial - Plantain Family - (May-Sep) - Wet meadows, streambanks, slow streams - Stem 4-24" long. Leaves 0.8-3.1" long, gen stemless. Petals lavender to blue, violet-lined, 0.2-0.4" long.



PADRE SHOOTING STAR (*Dodecatheon clevelandii* subsp. *patulum*) Native Perennial - Primrose Family - (Mar-May) - Moist places, often on serpentine or in ± alkaline sites - Leaf blade length >2x width. Flowers often white. Filament tube w/light spots below anthers.



MOSQUITOBILLS SHOOTING STAR (*Dodecatheon hendersonii*) Native Perennial - Primrose Family - (Mar-Jul) - Gen in shady sites - Leaf blade length generally <2x width. Flower parts 4s or 5s. Filament tube solid black.



ITALIAN THISTLE (*Carduus pycnocephalus* subsp. *pycnocephalus*) Naturalized Annual - Sunflower Family - (Mar-Jul) - Roadsides, pastures, disturbed areas - Stems 8-79", narrow spiny-wings. Lower leaves 4-10 lobed, heads 2-5, flower bracts woolly. NOXIOUS.



BULL THISTLE (*Cirsium vulgare*) Naturalized Biennial - Sunflower Family - (May-Oct) - Common. Disturbed areas - Plant 12-79" tall. Top of leaves bristly; leaf base forming decurrent wings on stem. Flowers purple, gen 1-2" wide. NOXIOUS weed.



ARTICHOKE THISTLE (*Cynara cardunculus* subsp. *flavescens*) Naturalized Perennial - Sunflower Family - (Apr-Jul) - Disturbed places - Plant 1.6-8" tall. Artichoke head 1.6-6" diam, spine-tipped. Flowers blue or purple, 1.2-2" long. NOXIOUS weed.



MILK THISTLE (*Silybum marianum*) Naturalized Annual-Biennial - Sunflower Family - (Feb-Jun) - Roadsides, pastures, disturbed areas - Stem 1-10', stout. Leaves spiny, shiny green w/white veins and spots. Flowers red-purple. INVASIVE weed.



CURLY DOCK (*Rumex crispus*) Naturalized Perennial - Buckwheat Family - (All year) - Abundant. Disturbed places - Stem 16-39" tall. Flower cluster dense, valves 0.2-0.24", winged around tubercles, smooth edged. 1 tubercle enlarged. INVASIVE.



FIDDLE DOCK (*Rumex pulcher*) Naturalized Perennial - Buckwheat Family - (May-Sep) - Disturbed places, meadows, moist or dry habitats - Stem 8-24" long, branches widely spreading. Leaf blades 1.6-4" long, 1.2-2" wide. Valves w/2-5 teeth.



HOARY NETTLE (*Urtica dioica* subsp. *holosericea*) Native Perennial - Nettle Family - (Jun-Sep) - Meadows, seeps, springs, margins of marshes, streams, lakes, moist areas in chaparral, coastal scrub - Plant 3.3-9.8' tall, grayish, covered with stinging hairs.



MUGWORT (*Artemisia douglasiana*) Native Perennial - Sunflower Family - (May-Nov) - Common. Open to shady areas, often in drainages - Plant 20-60" tall. Leaves gen 0.4-4" long, densely hairy below, some 3-5 lobed. Flower bracts hairy.




COMMON FIDDLENECK (*Amsinckia intermedia*) Native Annual - Boraginaceae Family - (Mar-Jun) - Abundant. Open, generally disturbed places - Plant 0.5-3' tall. Flowers orange with 5 red spots, 0.3-0.4" long, 0.2-0.4" wide, tube straight.



COMMON INDIAN PAINTBRUSH (*Castilleja affinis* subsp. *affinis*) Native Perennial - Broomrape Family - (Mar-Jun) - Chaparral, coastal scrub - Plants 6-24" tall, gen bristly, non-sticky. Leaves 1-3", lance-shaped, 0-5 lobes. Flower cluster open, red to orange-red.



SHEEP SORREL (*Rumex acetosella*) Naturalized Perennial - Buckwheat Family - (Apr-Jul) - ± Disturbed, often acidic places - Stem < 16". Leaf gen basal, blade 0.8-2.4" long, lower arrowhead-shaped w/2 lobes. Flowers yellowish, turn reddish. INVASIVE.



CRIMSON COLUMBINE (*Aquilegia formosa*) Native Perennial - Buttercup Family - (Apr-Sep) - Streambanks, seeps, moist places, chaparral, oak woodland, mixed-evergreen or conifer forests - Flowers about 2" long, yellow with red sepals & spurs.



CALIFORNIA FUCHSIA (*Epilobium canum* subsp. *canum*) Native Perennial - Evening Primrose Family - (Jun-Dec) - Dry slopes, ridges - Plant hairy, gen sticky with a woody base. Leaf 0.3-2.8" long, gray to green. Flowers red-orange, floral tube 0.8-1.2" long.



SCARLET PIMPERNEL (*Anagallis arvensis*) Naturalized Annual - Myrsinaceae Family - (Mar-May) - Common. Disturbed places, ocean beaches - Plants 2-16" tall. Flowers 0.2-0.3" long, salmon or occasionally blue. Leaves TOXIC, can cause dermatitis.



CALIFORNIA POPPY (*Eschscholzia californica*) Native Perennial - Poppy Family - (Feb-Sep) - Grassy, open areas - Plant 2-24" tall. Flower w/spreading rim ≤ 0.2". Petals 0.8-2.4" long, early spring = large and orange, fall = smaller and yellow.



CALIFORNIA FIGWORT (*Scrophularia californica*) Native Perennial - Snapdragon Family - (Mar-Jul) - Common; damp places, chaparral, roadsides - Stem 2.6-4' tall, square x-section. Leaves opposite, to 7" long, triangular, toothed. Flowers 0.3-0.5" long, upper lips red to maroon, lower paler or yellowish.



VARIABLE-LEAF NEMOPHILA (*Nemophila heterophylla*) Native Annual - Boraginaceae Family - (Feb–Jun) - Common. Forest, chaparral, roadsides, streambanks - Flower 0.1-0.4" long, unspotted, bract appendages < 0.04" long in fruit.



COMMON PHACELIA (*Phacelia distans*) Native Annual - Boraginaceae Family - (Mar–May) - Common. Clay to rocky soils, slopes - Plant 6-32" tall. Leaves divided. Flowers 0.24-0.35" long, dirty white. Seeds 2-4.



BUR-CHERVIL (*Anthriscus caucalis*) Naturalized Annual - Carrot Family - (Apr–Jun) - Generally shady places - Plant 18-40" tall. Flowers white; flower stalk >= fruit length. Fruits 0.1-0.2" long with curved "velcro" bristles. Leaves fern-like, triangular outline.



POISON HEMLOCK (*Conium maculatum*) Naturalized Biennial - Carrot Family - (Apr–Jul) - Common. Moist, esp disturbed places - Plants 2-10' tall. Stems purple-spotted. Leaves fern-like, gen 2x divided. Flowers white. **TOXIC. INVASIVE weed.**



COW PARSNIP (*Heracleum maximum*) Native Perennial - Carrot Family - (Apr–Jul) - Moist places, wooded or open - Plants 1-3 m tall, woolly-hairy. Leaflets 3, maple-lobed, 4-16" wide. Petals white, outermost longest. Juice causes dermatitis.



SWEET-CICELY (*Osmorhiza berteroi*) Native Perennial - Carrot Family - (Apr–Jul) - Conifer forest, woodland, disturbed areas - Plant 12-47". Leaflets in 3s, serrate to irreg lobed. Flower white. Fruit 0.5-1", upward pointing barbs, splitting apart below.



VENUS' NEEDLE (*Scandix pecten-veneris*) Naturalized Annual - Carrot Family - (Apr–Jun) - Grassy slopes, roadsides - Plant 6-20" tall. Leaf segments finely divided, linear. Flowers white, outer petals larger. Fruit 0.2-1" long with a beak 0.8-2.8" long.




WAVYLEAF SOAP PLANT (*Chlorogalum pomeridianum* var. *pomeridianum*) Native Perennial - Centuriaceae Family - (May–Aug) - Common. Open grassland, chaparral, woodland - Plant 1-8' tall, flowers at night. Bulb juices lather in water.



CALIFORNIA MAN-ROOT (*Marah fabacea*) Native Perennial - Gourd Family - (Feb–Apr) - Streamsides, washes, shrubby open areas - Vine 6-20' long. Leaves moderately lobed. Flowers cream or white, < 0.3" wide. Fruit spiny all over.



GOOSE GRASS (*Galium aparine*) Native Annual - Madder Family - (Apr–Jun) - Grassy, ± shady places - Stem 12-35" long, weak, brittle. Leaves 0.5-1.6" long, in whorls of 6-8. Flowers white, 4-lobed. Fruits covered w/short, hooked hairs.



COMMON PALE CLAYTONIA (*Claytonia exigua* subsp. *exigua*) Native Annual - Miner's Lettuce Family - (Apr–Jul) - Dry or moist, disturbed bare clay to sandy soils, often serpentine - Stem leaf free or fused. Petals 0.1-0.2", white or pink. Seeds dull w/appendage.



SHORTSTEM MORNING-GLORY (*Calystegia subcaulis* subsp. *subcaulis*) Native Perennial - Morning-glory Family - (Apr–Jun) - Dry, open scrub or woodland - Stem gen ~0.8" long. Flowers 1.3-2.4" long, white or cream. Bractlets concealing flower bracts.



MILK MAIDS (*Cardamine californica*) Native Perennial - Mustard Family - (Jan–May) - Gen shaded sites, canyons, woodland. One of first spring flowers - Stem 10-24" long. Leaves lobed to compound w/sharp teeth. Petals white or pale rose, 0.3-0.5" long.



WATER CRESS (*Nasturtium officinale*) Native Perennial - Mustard Family - (Mar–Nov) - Streams, springs, marshes, lake margins, swamps - Stem 4-43" long. Leaflets 3-9, 0.3-1" wide. Petals white, 0.12-0.18" long. **EDIBLE** leaves.



CALIFORNIA TEA (*Rupertia physodes*) Native Perennial - Pea Family - (May–Sep) - Woodland - Stem ~1.6'. Leaflets 3, triangular to lance-shaped, 1.4-2.8" long, sticky. Flower bracts not hairy, lobes =. Flowers white or yellow, banner 0.4-0.55" long.



SUBTERRANEAN CLOVER (*Trifolium subterraneum*) Naturalized Annual - Pea Family - (Mar–Apr) - Meadows, roadsides, disturbed areas - Plant hairy, creeping. Leaflets 0.4-0.6" long. Head 0.4" wide. Flowers white, 0.3-0.55" long, fruit in a bur.



BICOLOR LEPTOSIPHON (*Leptosiphon bicolor*)
Native Annual - Phlox Family - (Mar-Jun) - Common. Open, grassy areas, chaparral, woodland - Plant 0.8-8.3" tall, hairy. Flower lobes ~0.1" long, pink or white; tube red; stigma <=0.02" long.



STICKY MOUSE-EAR CHICKWEED (*Cerastium glomeratum*) Naturalized Annual - Pink Family - (Spring) - Dry hillsides, grassland, chaparral, disturbed areas - Flowers 0.1-0.2" long, white, sticky-hairy. Flower bract hairs extend beyond tip; bracts herbaceous.



SMALL-FLOWER CATCHFLY (*Silene gallica*)
Naturalized Annual - Pink Family - (Spring-early summer) - Fields, disturbed areas - Plant 4-16". Leaves < 1.4" long. Flower cluster short-hairy, bracts sticky-hairy, petal blade 0.2-0.5" long, smooth to notched, white to pink.



COMMON CHICKWEED (*Stellaria media*)
Naturalized Annual - Pink Family - (Feb-Sep) - Oak woodland, meadows, disturbed areas - Plant 2.8-20" tall. Stem w/line of hairs on 1 side. Sepals 0.12-0.18" long. Petals white, 2-lobed, 0.7-0.9x sepals.



STICKY CINQUEFOIL (*Dryocallis glandulosa* var. *wrangelliana*) Native Perennial - Rose Family - (May-Jul) - Gen ± shady or moist areas - Stem 8-28". Flower 0.2-0.25" long, pale yellow to cream. Terminal leaflet distinct, unlobed.



WOODLAND STAR (*Lithophragma* affine) Native Perennial - Saxifrage Family - (Mar-Apr) - Open, grassy slopes - Plant 4-24" tall. Leaves w/3-5 sharp-toothed shallow lobes, stem leaves alternate. Petals 0.2-0.5" long, white. Hypanthium funnel-shaped.



CALIFORNIA SAXIFRAGE (*Micranthes californica*) Native Perennial - Saxifrage Family - (Feb-May/Jun) - Moist, shady places - Plant 6-14" tall. Leaves 1.6-4" long, at base, egg-shaped, >= 0.08" wide, toothed. Petals white, 0.1-0.18" long.



YARROW (*Achillea millefolium*) Native Perennial - Sunflower Family - (Apr-Sep) - Many habitats - Plant 4"-7" tall. Stem white-hairy. Leaves finely dissected. Flower cluster flat-topped. Flowers white to pink. Widely used in folk medicine.



COMMON CALIFORNIA-ASTER (*Corethrogyne filaginifolia*) Native Perennial - Sunflower Family - (Jul–Nov) - Coastal scrub, chaparral, grassland, foothill woodland, forest - Heads 3-20+, calyx length 2x width. Rays white to pink-purple.



PHILADELPHIA FLEABANE (*Erigeron philadelphicus* var. *philadelphicus*) Native Biennial-Perennial - Sunflower Family - (May–Jun) - Streamsides, other moist habitats - Plant 10-32" tall. Disk yellow. Rays 150-400, narrow, white to pink. Leaves clasping.



CALIFORNIA BUTTERCUP (*Ranunculus californicus* var. *californicus*) Native Perennial - Buttercup Family - (Mar–Aug) - Grassland, open woodland - Petals 9-17, 0.28-0.55" long, often > 2x width. Fruit body 0.07-0.13" long, 0.05-0.09" wide, smooth.



FOOTHILL MEADOW-RUE (*Thalictrum fendleri* var. *polycarpum*) Native Perennial - Buttercup Family - (Mar–Jun) - Moist, open to shaded places, woodland, forest - Plant 2-6'+ tall, male or female. Leaf 1-4x divided, 3-18" long, segments 0.3-0.8" long. No petals.



BLADDER PARSNIP (*Lomatium utriculatum*) Native Perennial - Carrot Family - (Feb–May) - Open grassy slopes, meadows, woodland - Plant 4-20" tall, leafy stem. Leaf lobes linear, bases broad. Flowers bright yellow above unfused, round bractlets. Fruit winged.



PACIFIC WOODLAND SANICLE (*Sanicula crassicaulis*) Native Perennial - Carrot Family - (Mar–May) - Open slopes, ravines, woodland - Plants stout, 9-47". Leaves 1-5" across with 3-5 deep, palmate lobes and serrate edges. Flowers yellow.



GOLDEN MONKEYFLOWER (*Mimulus guttatus*) Native Perennial - Loosely Family - (Mar–Aug) - Common. Wet places, gen terrestrial, occ emergent or floating in mats - Plant 0.8-60". Flower yellow, gen > 0.8" long; mature bracts flattened sideways, inflated in fruit.



CLIMBING BEDSTRAW (*Galium porrigens* var. *porrigens*) Native Perennial - Madder Family - (May–Aug) - Among shrubs in chaparral, forest - Stem 4-59" long. Leaves 0.1-0.7" long, oval to egg-shaped, in whorls of 4. Flowers yellow to red, 4-lobed.



ERECT-POD WINTER CRESS (*Barbarea orthoceras*) Native Perennial - Mustard Family - (Mar-Jul) - Meadows, streambanks, moist woodland, grassland - Stem 8-24". Lower leaves w/large terminal lobe, upper clasping stem. Petals bright yellow, 0.2-0.3" long.



BLACK MUSTARD (*Brassica nigra*) Naturalized Annual - Mustard Family - (Apr-Sep) - Common. Disturbed areas, fields - Plant 1-6' tall. Petals bright yellow, 0.3-0.4" long. Fruit upright, pressed against stem. **INVASIVE** weed.



SHORTPOD MUSTARD (*Hirschfeldia incana*) Naturalized Biennial-Perennial - Mustard Family - (Apr-Oct) - Disturbed areas - Stem 16-60". Longest leaves 1.6-4" long, dense-hairy. Petals pale yellow, ~0.2" long. Fruit appressed. Fall-blooming. **INVASIVE**.



CHARLOCK (*Sinapis arvensis*) Naturalized Annual - Mustard Family - (Mar-Sep) - Disturbed areas - Stem 8-39", no rosette. Leaves coarse. Petals 0.35-0.47" long, yellow. Fruit 0.8-1.8", ascending, beak 0.24-0.47" long w/fat base. 3-7 valve veins. **INVASIVE** weed.



HEDGE MUSTARD (*Sisymbrium officinale*) Naturalized Annual - Mustard Family - (Apr-Sep) - Disturbed areas, fields, pastures - Stem 10-22" tall, thin, wiry. Petals 0.1-0.16" long, pale yellow. Fruit 0.4-0.55" long, awl-shaped, appressed.



BERMUDA BUTTERCUP (*Oxalis pes-caprae*) Naturalized Perennial - Oxalis Family - (Jan-May) - Disturbed areas, roadsides, grassland, dunes - Flowering stem < 12" tall. Leaflets in 3s, < 1.4" long. Petals yellow, < 1" long. Ornamental. **INVASIVE** weed.



COLCHITA (*Acmispon brachycarpus*) Native Annual - Pea Family - (Mar-Jun) - Abundant. Grassland, oak and pine woodland, desert flats and mtns, roadsides - Soft, densely hairy, < 16" tall. Flower yellow, almost stemless, bract lobes 1-2x flower tube.




CALIFORNIA LOTUS (*Acmispon wrangelianus*) Native Annual - Pea Family - (Mar-Jun) - Abundant. Coastal bluffs, chaparral, disturbed areas - Low growing. Flowers yellow aging red, 0.2-0.4" long, almost stemless. Bract lobes same length as flower tube.



BIRD'S-FOOT TREFOIL (*Lotus corniculatus*) Naturalized Perennial - Pea Family - (Jun-Sep) - Open, disturbed areas - Leaflets 5, 0.16-0.9" long. Flower cluster 3-7 flowered on 0.6-4.7" stalk. Flowers bright yellow, 0.4-0.55" long, banner often reddish.



CALIFORNIA BURCLOVER (*Medicago polymorpha*) Naturalized Annual - Pea Family - (Mar-Jul) - Common. Chaparral, oak woodland, streambanks, roadsides, disturbed areas - Stem 4-20". Flower yellow, 0.14-0.24" long. Spiny spiral fruits. **INVASIVE.**



BLOW WIVES (*Achyraea mollis*) Native Annual - Sunflower Family - (Mar-Jun) - Common. Grassy sites, often clay soils - Plant 2-24" tall, soft-hairy. Flowers yellow turning red, 0.1-0.5" wide, extend < 0.1" beyond green bracts. Showy, flat scales attached to seeds.



YELLOW STAR-THISTLE (*Centaurea solstitialis*) Naturalized Annual - Sunflower Family - (May-Oct) - Invasive, roadsides, disturbed grassland or woodland - Plant 4-39" tall. Leaves woolly, extend down the stem. Flower bract spines 0.4-1" long. **NOXIOUS weed.**



ROSILLA (*Helenium puberulum*) Native Biennial - Sunflower Family - (Jun-Aug) - Streambanks, seepage areas, lake margins - Plant 20-63". Flower head spherical, disk flowers ~0.1" long, yellow on sides, brown-purple on top; rays 0.15-0.4" long, point down.



BRISTLY OX-TONGUE (*Helminthotheca echioides*) Naturalized Annual-Biennial - Sunflower Family - (All year) - Common. Disturbed areas - Stem 1-6.5' tall, bristly. Leaf 2-8" long, covered with prickly bumps. Flower heads 0.8-1.6" wide. **INVASIVE weed.**



SMOOTH CAT'S-EAR (*Hypochaeris glabra*) Naturalized Annual - Sunflower Family - (Mar-Jun) - Common. Disturbed areas, grassland, open woodland - Plant 4-24" tall, smooth. Rays 0.2-0.3" long, barely > head bracts. Only inner fruit beaked. **INVASIVE.**



ROUGH CAT'S-EAR (*Hypochaeris radicata*) Naturalized Perennial - Sunflower Family - (Apr-Jul) - Disturbed areas, grassland, open woodland - Plant 4-32" tall, rough-hairy. Rays 0.4-0.6" long, well exceeding head bracts. Fruits all beaked. **INVASIVE weed.**



PRICKLY LETTUCE (*Lactuca serriola*)
Naturalized Annual - Sunflower Family -
(May–Oct) - Abundant. Disturbed places - Stem
1.6-10' tall, prickly-bristly. Leaves deeply-lobed,
midvein and edges prickly-bristly. Flowers pale
yellow, 0.16-0.2" wide.



PINEAPPLE WEED (*Matricaria discoidea*)
Naturalized Annual - Sunflower Family -
(Feb–Aug) - Abundant. Disturbed sites,
riverbanks - Plant 4-12" tall, sweet-scented.
Heads pineapple-shaped, ~ 0.4" wide; head stalk
to 0.6" long.



COMMON GROUNDSEL (*Senecio vulgaris*)
Naturalized Annual - Sunflower Family -
(Feb–Jul) - Common. Disturbed areas - Plant
4-24" tall, not hairy, w/1-10+ stems. Flower head
bracts with black-tips. Milky sap.



COMMON SOW THISTLE (*Sonchus oleraceus*)
Naturalized Annual - Sunflower Family - (All year)
- Abundant. Disturbed places - Plant 4-55" tall.
Leaf teeth soft to touch. Basal lobes of upper
leaves sharply pointed, straight to curving
upward.



COMMON DANDELION (*Taraxacum officinale*)
Naturalized Biennial-Perennial - Sunflower Family
- (All year) - Abundant. Esp disturbed areas -
Stem hollow. Leaves bright green with sharp
down-pointing lobes. Outer head bracts reflexed.
Fruit ~ brown.



NARROW-LEAVED MULE'S EARS (*Wyethia
angustifolia*) Native Perennial - Sunflower Family
- (Apr–Aug) - Grassland - Plant 4-35" tall,
rough-hairy. Leaves narrow, veins all similar,
base blades 4-20" long. Ray flowers 0.6-1.8"
long.



GRAY MULE'S EARS (*Wyethia helenioides*)
Native Perennial - Sunflower Family -
(Mar–May(Aug)) - Open grassland, woodland,
scrub - Plant 8-28" tall, densely woolly, often
becoming smooth. Some woolly hairs remain on
leaf stalks and floral bracts.



JOHNNY-JUMP-UP (*Viola pedunculata*) Native
Perennial - Violet Family - (Feb–Apr) - Open,
grassy slopes, hillsides, chaparral, oak woodland,
gen full sun - Plant 2-15" tall. No basal leaves.
Petals gold-yellow, lower 3 brown-veined, upper
2 red-brown on back.




HAIRY VINE HONEYSUCKLE (*Lonicera hispidula*) Native Perennial - Honeysuckle Family - (May–Jun) - Canyons, streamsides, woodland - Shrub sprawling-climbing, 6-10' long, short-hairy. Flower cluster densely sticky. Flowers pink, 0.5-0.6" long, sticky-hairy.



CREeping SNOWBERRY (*Symphoricarpos mollis*) Native Perennial - Honeysuckle Family - (Apr–May) - Ridges, slopes, open places in woodland - Shrub 6-24" tall, sprawling. Flowers < 8/cluster, pink + often red outside, 0.16" long, bell-shaped, symmetrical.



BAY AREA SILVER LUPINE (*Lupinus albifrons* var. *collinus*) Native Perennial - Pea Family - (Mar–Jun) - Cliffs, forest openings - Subshrub 8-16" tall, woody only at base, silvery. Flowers 0.35-0.6" long, violet to lavender.



WOOD ROSE (*Rosa gymnocarpa* var. *gymnocarpa*) Native Perennial - Rose Family - ((Feb)Apr–Jul) - Common. Gen in shade of forest, scrub - Shrub w/straight thorns. Flowers gen solitary, stalks sticky, fruit smooth, sepals deciduous.



COAST LIVE OAK (*Quercus agrifolia* var. *agrifolia*) Native Perennial - Oak Family - (Mar–Apr) - Valleys, slopes, mixed-evergreen forest, woodland - Tree 30-80'. Leaves convex, hair-tuft below in vein axils. Acorns on 1st year twigs, shell glabrous inside.



CALIFORNIA BLACK OAK (*Quercus kelloggii*) Native Perennial - Oak Family - (Apr–May) - Slopes, valleys, woodland, conifer forest - Tree < 80', deciduous. Leaves 3.5-8" long, supple, deeply-lobed, lobes bristle-tipped.



BIG-LEAF MAPLE (*Acer macrophyllum*) Native Perennial - Soapberry Family - (Mar–Jun) - Common. Streambanks, canyons - Tree < 100'. Leaves 5-lobed, 3-6" long, 4-10" wide. Group of 20-90 hanging flowers appear after leaves. Winged seeds.



WESTERN POISON OAK (*Toxicodendron diversilobum*) Native Perennial - Sumac Family - (Apr–Jun) - Canyons, slopes, chaparral, coastal scrub, oak woodland - Shrub or vine. Leaflets 3, red in fall, mid leaflet stalked. Flowers green. Fruits white. TOXIC.



CALIFORNIA SAGEBRUSH (*Artemisia californica*) Native Perennial - Sunflower Family - (Aug–Nov) - Coastal scrub, chaparral, open woodland - Shrub 2-8.5' tall, rounded. Leaves 0.4-4", hairy, thread-like. It green to gray. Flower heads < 5 mm wide. Sage-scented.



FUCHSIA-FLOWERED GOOSEBERRY (*Ribes speciosum*) Native Perennial - Gooseberry Family - (Jan–May) - Coastal-sage scrub, chaparral - Shrub < 26.6' tall. Stem bristly with 3 spines/node. Flowers 4-5 mm long, red with 4 erect sepals.



WESTERN SYCAMORE (*Platanus racemosa*) Native Perennial - Sycamore Family - (Feb–Apr) - Common. Streamsides, canyons, arroyos - Tree 33-115' tall. Bark peeling pale. Leaf blades 4-10" long, palmately lobed, smooth to hairy above, short-woolly under.



WESTERN VIRGIN'S BOWER (*Clematis ligusticifolia*) Native Perennial - Buttercup Family - (Jun–Sep) - Along streams, wet places - Leaflets 5-15, irregularly lobed. Flowers many, in fall. Sepals white to cream, 0.2-0.24" long.



HILLSIDE GOOSEBERRY (*Ribes californicum* var. *californicum*) Native Perennial - Gooseberry Family - (Feb–Mar) - Forest openings, woodland - Shrub < 5' tall. Leaf blades 0.4-1.2" long, not sticky. Sepals greenish, petals 0.12" long, white.



CANYON GOOSEBERRY (*Ribes menziesii* var. *menziesii*) Native Perennial - Gooseberry Family - (Feb–Apr) - Common. Forest openings, chaparral - Shrub < 10', prickly. Leaves sticky below. Styles glabrous, anthers exerted, sepals purplish.



BLUE ELDERBERRY (*Sambucus nigra* subsp. *caerulea*) Native Perennial - Muskroot Family - (Mar–Sep) - Common. Streambanks, open places in forest - Shrub 7-26' tall. Flower cluster flat-topped, 1.6-13" diam, petals spreading. Fruits waxy blue-black.



BLUE GUM (*Eucalyptus globulus*) Naturalized Perennial - Myrtle Family - (Oct–Jan) - Common. Disturbed areas - Tree < 200' tall. Flowers single, large, gen stemless. Leaves 4-12" long, 1-1.6" wide; used medicinally by Aboriginals. **INVASIVE weed.**



UTAH SERVICE-BERRY (*Amelanchier utahensis*) Native Perennial - Rose Family - (Apr-Jun) - Open, rocky slopes, canyons, banks of creeks, deserts, conifer forest - Shrub-small tree 2-16'. Leaves deciduous, toothed along outer half of blade.



OCEANSPRAY (*Holodiscus discolor* var. *discolor*) Native Perennial - Rose Family - (May-Aug) - Moist woodland edges, rocky slopes - Shrub 5-20' tall. Leaf blade 0.6-3.1" long, toothed at end. Flower cluster 0.8-10" long. Petals white, ~0.07" long.



BITTER CHERRY (*Prunus emarginata*) Native Perennial - Rose Family - (Apr-Jun) - Rocky slopes, canyons, chaparral, mixed-evergreen, conifer forest - Shrub/tree < 50'. Leaf: stem 0.1-0.5", blade 0.6-2.4" long. Petals white, 0.12-0.3" long. Fruit red to purple.



WESTERN CHOKE CHERRY (*Prunus virginiana* var. *demissa*) Native Perennial - Rose Family - (May-Jun) - Rocky slopes, canyons, scrubland, oak/pine woodland - Shrub/tree < 20'. Leaf blade 1.2-4" long. Flowers 18+, petals white, 0.16-0.3" long.



CALIFORNIA BLACKBERRY (*Rubus ursinus*) Native Perennial - Rose Family - (Mar-Jul) - Open, disturbed areas - Stem round, bristly/prickly. Leaves simple to 3 leaflets, underside green. Plants unisexual. Petals 0.24-0.6" long, white. Blackberry-type fruit.



CALIFORNIA BUCKEYE (*Aesculus californica*) Native Perennial - Soapberry Family - (May-Jun) - Dry slopes, canyons, borders of streams - Large shrub or tree 13-39' tall. 5-7 leaflets. Flowers white to pale rose. Large seeds toxic but edible after leaching out saponins.



COYOTE BRUSH (*Baccharis pilularis* subsp. *consanguinea*) Native Perennial - Sunflower Family - (Jul-Dec) - Coastal bluffs, woodland, grassland, disturbed sites, occ on serpentine - Shrub < 15' tall, brittle, common. Leaves gen 0.6-1.6" long.



MULE FAT (*Baccharis salicifolia* subsp. *salicifolia*) Native Perennial - Sunflower Family - (All year) - Riparian woodland, canyon bottoms, disturbed sites, often forming thickets - Shrub < 13' tall, often sticky. Leaves to 6" long, with 1-3 main veins.



CALIFORNIA BAY (*Umbellularia californica*) Native Perennial - Laurel Family - (Nov-May) - Common. Canyons, valleys, chaparral - Tree < 150' tall. Leaf 1.2-4", 0.6-1.2" wide, aromatic. Cluster of 5-10 small, yellow or yellow-green flowers. Fruit 0.8-1" diam.



BUSH MONKEYFLOWER (*Mimulus aurantiacus* var. *aurantiacus*) Native Perennial - Lopseed Family - (Mar-Jun) - Disturbed areas, coastal cliffs, canyon sides - Shrub 4-60". Flowers yellow, orange or red; 1-2.3" long; bract tube glabrous.



RED WILLOW (*Salix laevigata*) Native Perennial - Willow Family - (Dec-Jun) - Common. Riverbanks, seepage areas, lakeshores, canyons - Tree bark fissured. Leaf lanceolate, glaucous below, gen w/stalk glands. Stamens 5. Fruit glabrous.



ARROYO WILLOW (*Salix lasiolepis*) Native Perennial - Willow Family - (Jan-Jun) - Common. Shores, marshes, meadows, etc - Shrub-tree, bark smooth. Leaf-like stipules. Leaf egg-shaped, waxy below. Fruit smooth, bract persistent, dark, stamens 2.

