



Wild Plants of Ohlone Regional Wilderness

Common Name Version

A Photographic Guide

Sorted by Form, Color and Family
with Habitat Descriptions and Identification Notes

Photographs and text by Wilde Legard
District Botanist, East Bay Regional Park District

East Bay 
Regional Park District

New Revised and Expanded Edition - Includes the latest
scientific names, habitat descriptions and identification notes

A Photographic Guide to the Wild Plants of Ohlone Regional Wilderness

More than 2,000 species of native and naturalized plants grow wild in the San Francisco Bay Area. Most are very difficult to identify without the help of good illustrations. This is designed to be a simple, color photo guide to help you identify some of these plants. This guide is published electronically in Adobe Acrobat® format so that it can easily be updated as additional photographs become available. You have permission to freely download, distribute and print this guide for individual use. Photographs are © 2014 Wilde Legard, all rights reserved.

In this guide, the included plants are sorted first by form (Ferns & Fern-like, Grasses & Grass-like, Herbaceous, Woody), then by most common flower color, and finally by similar looking flowers (grouped by genus within each family). Each photograph has the following information, separated by '-':

COMMON NAME	According to <i>The Jepson Manual: Vascular Plants of California, Second Edition (JM2)</i> and other references (not standardized).
(Scientific Name)	According to <i>JM2</i> and <i>eFlora</i> (ucjeps.berkeley.edu/IJM.html).
Origin & Longevity	Native, Naturalized, or Waif (not reproducing without human care). Annual, Biennial, Perennial, or a combination.
Family Name	Common family name according to <i>JM2</i> ,
(Bloom date range)	Period during the year when the plant blooms, according to <i>JM2</i> and other sources. '-' if plant does not bloom (ie. Ferns).
Habitat	Habitat description according to <i>JM2</i> and other sources.
ID Characteristics	Plant description with identification characteristics and other notes, based on multiple sources including: <i>Annotated Checklist of the East Bay Flora, Second Edition (2013)</i> , <i>JM2</i> , <i>Plants of the San Francisco Bay Region (Revised Edition)</i> , and <i>Weeds of California and Other Western States</i> .
Additional notes	Occasionally, an additional note may appear (ie. NOXIOUS weed, INVASIVE weed, Fed & Calif. ENDANGERED, etc.).

Revision: 3/2/2014

Fern-like - Green/Brown

Wild Plants of Ohlone Regional Wilderness - Sorted by Form, Color and Family

Page 1



CALIFORNIA MAIDENHAIR (*Adiantum jordanii*) Native Perennial - Brake Fern Family - - - Shaded hillsides, moist woodland - Leaves 8-28" long with many rounded symmetrical segments, each with < 4 irregular lobes. Cultivated. Sudden Oak Death carrier.



COFFEE FERN (*Pellaea andromedifolia*) Native Perennial - Brake Fern Family - - - Generally rocky or dry areas - Fronds 6-30" long, stem light brown. Leaf segments blunt, 0.24-0.6" long, 0.12-0.4" wide.



GOLDENBACK FERN (*Pentagramma triangularis* subsp. *triangularis*) Native Perennial - Brake Fern Family - - - Gen shaded, sometimes rocky or wooded areas - Leaves triangular, 1.2-4" long, undersides either granular green or powdery gold.



POLYPODY FERN (*Polypodium calirhiza*) Native Perennial - Polypody Family - - - On plants, rocky cliffs or outcrops, roadcuts, often granitic or volcanic, rarely dunes - Leaf blades 4-8" long, often widest above base, deeply lobed.




COASTAL WOOD FERN (*Dryopteris arguta*)
Native Perennial - Wood Fern Family - - - Locally common. Open, wooded slopes, caves - Leaf 12-24" long, 5-12" wide, divided 1-2 times. Segments generally with spine-tipped teeth.



NARROW-LEAVED CATTAIL (*Typha angustifolia*) Native Perennial - Cattail Family - (May-Aug) - Nutrient-rich freshwater to brackish marshes, wet disturbed places - Plant 4.9-9.8' tall. Leaves gen < 0.4" wide. Flower cluster gap > 0.4".



SILVER HAIR GRASS (*Aira caryophyllea*)
Naturalized Annual - Grass Family - (Apr-Jun) - Sandy soils, open or disturbed sites - Flower cluster > 0.6" wide, diffuse with long slender branches. Spikelets about 0.1" long with 2 extended awns.



SLENDER WILD OAT (*Avena barbata*)
Naturalized Annual - Grass Family - (Mar-Jun) - Disturbed sites - Plants gen 24-32". Spikelets 0.8-1.2" long. Awns 0.8-1.8" long. Lemma tip bristles >= 0.1" long. Seeds EDIBLE whole or ground for flour. INVASIVE weed.



WILD OAT (*Avena fatua*) Naturalized Annual - Grass Family - (Apr-Jun) - Disturbed sites - Plants 1-5' tall. Spikelets 0.7-1.3" long. Low awn 1-1.6" long. Lemma tip bristles < 0.04" long. Seeds EDIBLE whole or ground for flour. INVASIVE weed.



CALIFORNIA BROME (*Bromus carinatus* var. *carinatus*) Native Perennial - Grass Family - (Apr-Aug) - Coastal prairies, openings in chaparral, plains, open oak and pine woodland - Plant 20-40" tall. Flower cluster 6-16" long. Spikelet 0.8-1.6" long. Lemma 0.5-0.8" long, hairy, awn 0.3-0.6" long.



RIPGUT GRASS (*Bromus diandrus*) Naturalized Annual - Grass Family - (Apr-Jul) - Open, gen disturbed areas - Plant 6-40" tall. Spikelet 1-2.8" long. Lemma body 0.8-1.2" long, awn > 1.2" long. Barbed seeds can stick in flesh of animals. INVASIVE weed.



SOFT CHESS (*Bromus hordeaceus*) Naturalized Annual - Grass Family - (Apr-Jul) - Fields, disturbed areas - Plant 4-26" tall. Leaf hairy. Flower cluster 1-5" long, dense, some stalks > spikelet. Spikelet 0.5-0.9". Lemma 0.26-0.4", awn 0.16-0.4". INVASIVE weed.



FOXTAIL CHESS (*Bromus madritensis* subsp. *madritensis*) Naturalized Annual - Grass Family - (Apr–Jan) - Disturbed areas, roadsides - Plants 4-20" tall. Stem and sheathes smooth. Flower cluster branches visible, lower spikelets erect, > stalk.



RED BROME (*Bromus madritensis* subsp. *rubens*) Naturalized Annual - Grass Family - (Mar–Jun) - Disturbed areas, roadsides - Plant 4-20". Flower cluster condensed, branches obscure, < spikelets. Stem & sheathes hairy. INVASIVE weed.



CHEAT GRASS (*Bromus tectorum*) Naturalized Annual - Grass Family - (May–Aug) - Open, disturbed areas - Plant 2-16" tall. Flower cluster 2-9" long, open, 1-14 spikelets per branch. Spikelet 0.4-0.8". Lemma 0.35-0.5", awn 0.3-0.7". INVASIVE weed.




BRISTLY DOGTAIL GRASS (*Cynosurus echinatus*) Naturalized Annual - Grass Family - (May–Jul) - Open, disturbed sites - Tufted. Stem 4-28" long. Leaf blade 0.1-0.6" wide. Flower cluster 0.4-1.6" long, 1-sided. Fertile and sterile spikelets. INVASIVE weed.



ORCHARD GRASS (*Dactylis glomerata*) Naturalized Perennial - Grass Family - (May–Aug) - Disturbed, often moist sites - Stems 2-5, 12-79"+ tall. Leaf blade 0.12-0.24" wide. Flower cluster 1.6-8" long. Spikelets crowded on 1 side. Lemmas short-awned at tip. INVASIVE weed.



CALIFORNIA OAT GRASS (*Danthonia californica*) Native Perennial - Grass Family - (Apr–Aug) - Gen moist meadows, open woodland - Stem 12-52" tall. Flower cluster 0.8-2.4" long. Spikelets 3-6, 0.5-1" long, awn 0.16-0.5" long.



ANNUAL HAIR GRASS (*Deschampsia danthonioides*) Native Annual - Grass Family - (Mar–Aug) - Moist to drying, open sites, meadows, streambanks, vernal pools, occ alkali soil - Stem 4.5-24" long. Lemmas 2, ~0.1", awns from below middle 0.1-0.4" & bent.




WESTERN WILD-RYE (*Elymus glaucus* subsp. *glaucus*) Native Perennial - Grass Family - (Jun–Aug) - Open areas, chaparral, woodland, forest - Tufted. Stem 12-55" tall. Leaf 0.2-0.5" wide, flat. Spikelets 0.3-0.6" long, 2-4 per node. Lemma awn 0.4-1.2" long.



BIG SQUIRRELTAIL (*Elymus multisetus*) Native Perennial - Grass Family - (May-Jul) - Open, sandy to rocky areas - Tufted. Stem 6-24" tall. Leaf 0.06-0.2" wide. Spikelet 0.4-0.6" long. Glume divisions needle-shaped, lemma awn 1-4" long.



BEARDLESS WILD RYE (*Elymus triticoides*) Native Perennial - Grass Family - (Jun-Jul) - Dry to moist, often saline, meadows - Plant 18-50" tall, from rhizomes. Flower cluster 2-8" long. Spikelets generally 2/node. Lemmas 3-7, 0.2-0.5" long, awn to 0.12" long.



BROME FESCUE (*Festuca bromoides*) Naturalized Annual - Grass Family - (May-Jun) - Uncommon. Dry, disturbed places, coastal-sage scrub, chaparral - Stem < 20". Inflo 0.6-6" tall, dense, lower branches erect. Spikelet 0.2-0.4" long, awn 0.1-0.3" long.



IDAHO FESCUE (*Festuca idahoensis*) Native Perennial - Grass Family - (Jul-Sep) - Dry, open or shady places - Stem 12-40" tall, gen densely clumped. Leaf sheath at least half open, smooth, persistent. Spikelet 0.3-0.7" long, florets 3-9, awn 0.04-0.24" long.



HAIRY FESCUE (*Festuca microstachys*) Native Annual - Grass Family - (Apr-Jun) - Disturbed, open, gen sandy soils - Stem 6-29". Spikelet 0.2-0.4" long, awn 0.1-0.5" long. Glumes & lemma smooth or hairy.



RYE GRASS (*Festuca perennis*) Naturalized Perennial - Grass Family - (May-Sep) - Dry to moist disturbed sites, abandoned fields - Stem 20-40" tall. Spikelet 0.2-0.9" long, > glume, awned or awnless. Sterile shoots at base. **INVASIVE weed.**



WESTERN MANNA GRASS (*Glyceria occidentalis*) Native Perennial - Grass Family - (Jun-Aug) - Freshwater marshes, ponds and steams - Stem 28-60" long, often forming floating mats. Leaf blade 8-12" long, 0.16-0.5" wide. Spikelet 0.6-0.8" long.



MEDITERRANEAN BARLEY (*Hordeum marinum* subsp. *gussoneanum*) Naturalized Annual - Grass Family - (Apr-Jun) - Dry to moist, disturbed sites - Stem 4-20". Leaf blades to 32" long, auricles < 0.08". Central lemma awn 0.25-0.7" long. **INVASIVE weed.**




HARE BARLEY (*Hordeum murinum* subsp. *leporinum*) Naturalized Annual - Grass Family - (Feb–May) - Moist, gen disturbed sites. Common - Stem 12-43" tall. Central spikelet stalk ~0.06" long. Central floret << lateral florets. INVASIVE weed.



JUNE GRASS (*Koeleria macrantha*) Native Perennial - Grass Family - (May–Jul) - Dry, open sites, clay to rocky soils, shrubland, woodland, conifer forest - Stem 8-32" long. Flower cluster condensed, shiny, branches short-hairy. Spikelet ~0.2" long, no awns.



GOLDENTOP (*Lamarckia aurea*) Naturalized Annual - Grass Family - (Feb–May) - Open ground, moist seeps, rocky hillsides, sandy soil - Stem 2.8-16" long. Flower cluster golden-yellow to purple, dense, 1-sided, 0.8-3.1" long. Fertile flower awns ~0.25" long.



CALIFORNIA MELIC (*Melica californica*) Native Perennial - Grass Family - (Apr–May) - Open or rocky hillsides, oak woodland, conifer forest - Stem 16-55". Leaf 0.06-0.2" wide. Spiklet 0.2-0.6" long, w/3-7 fertile florets; sterile tip widest above middle, tip squared.



TORREY'S MELIC (*Melica torreyana*) Native Perennial - Grass Family - (Mar–Jun) - Chaparral, conifer forest - Stem 12-40" tall. Leaf blade 0.04-0.1" wide. Spikelet 0.14-0.28" long w/1-2 florets; sterile tip widest above middle to 0.06", short-hairy lemmas.



ANNUAL BLUE GRASS (*Poa annua*) Naturalized Annual - Grass Family - (Feb–Sep) - Abundant. Disturbed moist ground - Plant 1-8" tall. Leaf blade 0.04-0.12" wide, soft. Flower cluster 0.4-4" long, triangular. Lemmas 0.1-0.16" long.



BULBOUS BLUE GRASS (*Poa bulbosa* subsp. *vivipara*) Naturalized Perennial - Grass Family - (Mar–Jul) - Disturbed places - Plant 6-24" tall, densely tufted. Leaf blades 0.04-0.08" wide. Flower cluster 1-4" long. Spikelets replaced with leafy bulblets.



ONE-SIDED BLUE GRASS (*Poa secunda* subsp. *secunda*) Native Perennial - Grass Family - (Mar–Aug) - Common. Dry slopes to saline/alkaline meadows to alpine - Plant 6-40" tall, densely tufted. Flower clusters congested. Spikelets gen 0.3-0.4" long. Lemmas 0.16-0.2" long, backs rounded.



RABBITFOOT GRASS (*Polypogon monspeliensis*) Naturalized Annual - Grass Family - (Apr–Aug) - Moist places, along streams - Stem 8-39". Leaf 0.4-8" long, 0.16-0.24" wide. Flower cluster 0.4-6.7" long, plume-like. Glume awn > 0.14". Lemma awn gen < 0.1". **INVASIVE.**



PURPLE NEEDLE GRASS (*Stipa pulchra*) Native Perennial - Grass Family - (Mar–Jun) - Oak woodland, chaparral, grassland - Stem 14-39" long. Leaf blade 4-8" long. Glumes 0.5-0.8" long, ~equal. Awn 1.6-4" long, last segment straight.



SPREADING RUSH (*Juncus patens*) Native Perennial - Rush Family - (Jun–Oct) - Marshy places, creeks, seeps - Plant 12-41" tall, densely tufted. Stems blue-gray-green & distinctly grooved when fresh. Stamens 6.



IRIS-LEAVED RUSH (*Juncus xiphioides*) Native Perennial - Rush Family - (Jul–Oct) - Wet places - Plant 16-32" tall. Leaf blades 0.2-0.5" wide, flat, Iris-like. Heads many, few-flowered. Anthers 6, < filaments, flowers self-pollinating.



COMMON SPIKERUSH (*Eleocharis macrostachya*) Native Perennial - Sedge Family - (Spring–summer) - Common. Fresh to brackish wetland - Stem 8-39" tall, 0.06-0.1" wide. Spikelet 0.2-1.6" long, 0.08-0.2" wide, style 2-branched.



GRAND HOUND'S TONGUE (*Cynoglossum grande*) Native Perennial - Borage Family - (Feb–May) - Chaparral, woodland - Stem 1-3'. Leaf stalk 3-6". Leaf blade 3-6" cm long, broadly oval. Flowers bright blue w/inner white teeth.



BABY BLUE-EYES (*Nemophila menziesii* var. *menziesii*) Native Annual - Borage Family - (Feb–May) - Meadows, grassland, chaparral, woodland, slopes - Plant 4-12". Lower leaves w/6-13 lobes. Flowers bright blue w/white center, 0.2-1.6" wide.



BREWER PHACELIA (*Phacelia breweri*) Native Perennial - Borage Family - (Mar–Jun) - Rocky soils, slopes, chaparral, oak woodland - Plant 4-18" tall. Leaves 0.4-1.6" long, 0-few lobes. Flowers 0.16-0.24" long, light blue. Seeds 1-2.



CALIFORNIA PHACELIA (*Phacelia californica*) Native Perennial - Boraginaceae Family - (Mar-Sep) - Bluffs, open slopes, road cuts, chaparral, woodland - Plant tufted, stiff-hairy. Leaves gen pinnate w/big terminal leaflet. Flowers 0.16-0.28" long, lavender.



DIVARICATE PHACELIA (*Phacelia divaricata*) Native Annual - Boraginaceae Family - (Apr-Jun) - Open areas, chaparral, woodland, grassland - Plant 3.5-16" tall. Leaves with 0-few lobes. Flowers 0.4-0.6" long, lavender to violet. Seeds 8-16.



BLUE DICKS (*Dichelostemma capitatum* subsp. *capitatum*) Native Perennial - Brodiaeaceae Family - (Mar-Jun) - Open woodland, scrub, desert, grassland - Plant 2-28" tall. Flowers blue-purple, not narrowed in the middle. Stamens 6. Early spring bloomer.



FORK-TOOTHED OOKOW (*Dichelostemma congestum*) Native Perennial - Brodiaeaceae Family - (Apr-Jun) - Open woodland, grassland - Plant 12-35" tall. Flowers blue-purple, narrowed above ovary. Stamens 3. Late spring bloomer.



ITHURIEL'S SPEAR (*Triteleia laxa*) Native Perennial - Brodiaeaceae Family - (Apr-Jun) - Common. Open forest, conifer or foothill woodland, grassland on clay soil - Flower stem 4-28". Leaves 8-16", 0.16-1" long. Flowers blue, blue-purple or white, 0.7-1.9" long.



PURPLE OWL'S-CLOVER (*Castilleja exserta* subsp. *exserta*) Native Annual - Broom-rape Family - (Mar-May) - Open fields, grassland - Plant sticky, short-hairy. Flower cluster tipped white, pale yellow or rose. Flower upper lip hooked, fuzzy.



COAST LARKSPUR (*Delphinium decorum* subsp. *decorum*) Native Perennial - Buttercup Family - (Mar-May) - Open coastal grassland, chaparral - Stems 3-14" tall. Leaves short-hairy under, with few-toothed lobes. Flowers few, dark blue-purple.



SPREADING LARKSPUR (*Delphinium patens* subsp. *patens*) Native Perennial - Buttercup Family - (Mar-Jun) - Grassland, open woodland - Stem 4-35" long. Leaves glabrous, divided into few-toothed lobes. Flowers few, bright or dark blue-purple.



ROYAL LARKSPUR (*Delphinium variegatum* subsp. *variegatum*) Native Perennial - Buttercup Family - (Mar-May) - Grassland, open oak woodland - Stem < 24" w/spreading hairs. Leaves w/finger-like segments. Flowers dark royal blue, large and few.



PURPLE SANICLE (*Sanicula bipinnatifida*) Native Perennial - Carrot Family - (Mar-May) - Open grassland, gen on serpentine, or pine/oak woodland - Plant 5-24" tall. Leaves 1.6-7.5" long, 1-2x divided on a winged central axis. Flowers dark purple. Fruits prickly.



CALIFORNIA MILKWEED (*Asclepias californica*) Native Perennial - Dogbane Family - (Apr-Jul) - Flats, grassy or brushy hillsides - Plant densely white-woolly. Leaves oval. Flowers dark purple, ~ 0.5" long, petals bent back. Food plant for Monarch butterflies.



NARROW-LEAF MILKWEED (*Asclepias fascicularis*) Native Perennial - Dogbane Family - (May-Oct) - Dry ground, valleys, foothills - Plant gen hairless. Stem leaves narrow, 3-5 in whorls. Flowers green-white to purple-tinged, ~0.25" long.



SANTA CLARA RED RIBBONS (*Clarkia concinna* subsp. *automixa*) Native Annual - Evening Primrose Family - (Apr-Jun) - Woodland - Stem < 16". Petals bright pink, 0.4-0.8" long, ~2x width, w/prominent lobes. Stigma = anthers. CNPS: WATCH LIST.



HERALD-OF-SUMMER (*Clarkia gracilis* subsp. *gracilis*) Native Annual - Evening Primrose Family - (Apr-Jul) - Common. Openings in woodland, forest - Plant < 35". Buds nodding. Petals 0.2-0.9" long, pink. Stigma = anthers. Ovary 4-grooved. Sepals united.



FOUR-SPOT (*Clarkia purpurea* subsp. *quadrivulnera*) Native Annual - Evening Primrose Family - (Apr-Aug) - Common. Open, grassy or shrubby places - Buds erect. Petals < 0.6", lavender to dark red. Ovary 8-grooved. Sepals 1's or 2's.



ELEGANT CLARKIA (*Clarkia unguiculata*) Native Annual - Evening Primrose Family - (Apr-Sep) - Common. Woodland - Buds nodding. Axis erect. Petals 0.4-1" long, pink to dark-red, clawed. Sepals united; sepals & ovary w/spreading hairs to 0.1".



LONG-BEAKED FILAREE (*Erodium botrys*)
Naturalized Annual - Geranium Family -
(Mar-Jul) - Dry, open or disturbed sites - Stem
4-35" tall, coarse-hairy. Leaves lobed. Petals
pink, 0.3-0.5" long. Sepals w/reddish tip. Fruit
beak 2-4.7" long.



REDSTEM FILAREE (*Erodium cicutarium*)
Naturalized Annual - Geranium Family -
(Feb-Sep) - Open, disturbed sites, grassland,
scrub - Stem 4-20". Leaves compound, leaflets
dissected. Sepal tip bristly. Petal pink to purple.
Fruit beak 0.8-2". **INVASIVE.**



CUT-LEAVED GERANIUM (*Geranium
dissectum*) Naturalized Annual - Geranium
Family - (Mar-Jul) - Open, disturbed sites - Stem
3-28" tall, rough-hairy. Leaf blades deeply
divided. Petals violet-red, 0.1-0.25" long
w/notched tips. Flower stalk sticky. **INVASIVE.**



HAIRY DOVE'S FOOT GERANIUM (*Geranium
molle*) Naturalized Annual - Geranium Family -
(Feb-Aug) - Open to shaded sites, disturbed
ground - Stem 4-17" tall. Petals red-purple,
0.1-0.4" long, notched. Sepals awnless. Fruit
smooth, wrinkled.



WESTERN BLUE-EYED-GRASS (*Sisyrinchium
bellum*) Native Perennial - Iris Family -
(Mar-May) - Common. Open, gen moist, grassy
areas, woodland - Stem < 25" tall. Leaves
iris-like. Petals 6, blue-purple with dark veins,
0.4-0.7" long.



GRASS-POLY (*Lythrum hyssopifolia*) Naturalized
Annual-Perennial - Loosestripe Family - (Apr-Oct)
- Marshes, drying pond margins, disturbed
ground - Stem 4-24". Leaves 0.2-1.2" long, ~
elliptical. Petals pink, 0.1-0.2" long. 2 awl-like
appendages. **INVASIVE weed.**



FIELD MADDER (*Sherardia arvensis*)
Naturalized Annual - Madder Family - (Mar-Jul) -
Pastures, disturbed areas, grassland, dry
meadows, oak woodland - Stem 2.8-6.3" long.
Leaves in whorls of 5-6, 0.2-0.5" long. Flowers
pink or lavender, the 4 lobes < tube.



GERANIUM-LEAVED CHECKERBLOOM
(*Sidalcea malviflora* subsp. *laciniata*) Native
Perennial - Mallow Family - (Mar-Jun) -
Grassland, open woodland - Plant 6-39" tall.
Middle leaves linear-lobed. Petals 0.4-0.8" long,
pink-lavender, gen white veined.



RED MAIDS (*Calandrinia ciliata*) Native Annual - Miner's Lettuce Family - (Feb-May) - Common. Sandy to loamy soil, grassy areas, cult fields - Petals 0.2-0.6" long, bright pink to red, round-tipped. Fruit < 0.1" longer than bracts.



COYOTE-MINT (*Monardella villosa* subsp. *villosa*) Native Perennial - Mint Family - (May-Aug) - Dry rocky slopes, oak woods, chaparral - Plant < 20" tall. Leaves ovate, 0.4-0.9" mm long. Flower head 0.4-1.2" wide. Flowers pink to purple.



THYMELEAF BEARDSTYLE (*Pogogyne serpylloides*) Native Annual - Mint Family - (Mar-Jun) - Grassy, brushy areas - Plant inconspicuous. Stem 1-8" long, low-growing. Flowers 0.1-0.2" long, lavender, in dense clusters.



CHIA (*Salvia columbariae*) Native Annual - Mint Family - (Mar-Jun) - Dry, disturbed sites, chaparral, coastal-sage scrub - Plant 4-20" tall. Leaf 0.8-4" long, many 2x divided. Flower cluster head-like, 1-2 on bare stem. Flowers blue, tubes 6-8 mm long.



VINEGAR WEED (*Trichostema lanceolatum*) Native Annual - Mint Family - (Jun-Nov) - Dry, open, gen disturbed habitats - Plant < 39" tall. Leaf blades 0.8-2.8" long, leaf stalk, ~ stalkless. Flowers purple-blue, tube 0.2-0.4" long, curving up. Vinegar scent.



BRISTLY JEWEL FLOWER (*Streptanthus glandulosus* subsp. *glandulosus*) Native Annual - Mustard Family - (Apr-Jul) - Serpentine, bare slopes, chaparral & woodland openings - Flower lavender or purple-brown.



JEWELLED ONION (*Allium serra*) Native Perennial - Onion or Garlic Family - (Apr-May) - Common. Grassy slopes - Flowers pink to rose, crowded, 10-40. "Petals" about 0.2" long, ± erect, ± lance-shaped, papery and folded over fruit when in fruit.



PACIFIC PEA (*Lathyrus vestitus* var. *vestitus*) Native Perennial - Pea Family - (Feb-Jul) - North: Conifer forest. South: chaparral & oak woodland - Stem wings to 0.02" wide. Leaves gen elliptic. Flowers 0.5-0.7" long, pale lavender to purple.



MINIATURE LUPINE (*Lupinus bicolor*) Native Annual - Pea Family - (Mar-Jun) - Abundant. Open or disturbed areas - Plant 4-16", hairy. Flower 0.16-0.4" long, banner longer than wide, upper keel ciliate near tip, pedicel < 0.12". Fruit 0.12-0.24" wide.



SUMMER LUPINE (*Lupinus formosus* var. *formosus*) Native Perennial - Pea Family - (Apr-Sep) - Dry clay soils, grassland, open areas under pines, gen in valleys - Plant 8-32", low growing. Leaves hairy. Flowers purple, hairless, summer/fall blooming.



CHICK LUPINE (*Lupinus microcarpus* var. *microcarpus*) Native Annual - Pea Family - (Mar-Jun) - Abundant. Open or disturbed areas, occ seeded on roadbanks - Plant 4-32", hairy. Leaves smooth above. Flowers gen pink to purple. Flower bracts shaggy.



ARROYO LUPINE (*Lupinus succulentus*) Native Annual - Pea Family - (Feb-May) - Abundant. Open or disturbed areas, often seeded on roadbanks - Plant 8-40" tall, fleshy, sparsely hairy. Flowers 0.5-0.7" long, whorled, gen blue-purple, petal claws short-hairy.



RANCHERIA CLOVER (*Trifolium albobpurpureum*) Native Annual - Pea Family - (Mar-Jun) - Abundant. Dunes, grassland, wet meadows, slopes, disturbed areas, etc - No head bract. Flowers purple + white, 0.2-0.3", no stalk. Flower bracts hairy, teeth linear, = flowers.



BEARDED CLOVER (*Trifolium barbigerum*) Native Perennial - Pea Family - (Apr-Jun) - Wet meadows, open, disturbed areas - Leaflets 0.6-1" long. Head 0.2-1" wide, gen bristly. Flowers pink-purple, 0.2-0.4" long.



DECEIVING CLOVER (*Trifolium bifidum* var. *decipiens*) Native Annual - Pea Family - (Apr-Jun) - Open, grassy areas, forest - Leaflet tip square/notched. Flower small, yellow to pink-purple, soon reflex. Flower stalk top sparsely hairy.



CLUSTERED CLOVER (*Trifolium glomeratum*) Naturalized Annual - Pea Family - (Mar-May) - Uncommon. Disturbed areas - Leaflets 0.2-0.5" long. Head 0.28-0.4" wide. Flowers pink, 0.16-0.24" long. Bracts triangular-lobed, curl back in fruit.




PINPOINT CLOVER (*Trifolium gracilentum*) Native Annual - Pea Family - (Mar–Jun) - Open, disturbed places, occas serpentine - Leaflet tips not deep-notched. Reflexed pink-purple flowers w/point. Flower bracts completely smooth.



ROSE CLOVER (*Trifolium hirtum*) Naturalized Annual - Pea Family - (Apr–May) - Disturbed areas, roadsides - Head with 1-2 bract-like leaves immed below. Flowers pink, 0.4-0.6" long, densely-bristly in fruit. **INVASIVE weed.**



SMALL-HEAD CLOVER (*Trifolium microcephalum*) Native Annual - Pea Family - (Apr–Aug) - Streambanks, moist, disturbed areas, roadsides, serpentine, conifer forest - Hairy. Head bract cup-like. Flowers pink to lavender, calyx lobes smooth-edged, > flowers.



TOMCAT CLOVER (*Trifolium willdenovii*) Native Annual - Pea Family - (Mar–Jun) - Abundant. Disturbed, gen spring-moist, heavy soils, occas serpentine - Head bract wheel-shaped, sharp-lobed. Leaf narrow. Flowers purple w/white tip, 0.3-0.6" long.



CALIFORNIA GILIA (*Gilia achilleifolia* subsp. *achilleifolia*) Native Annual - Phlox Family - (Mar–Jun) - Open or shaded, gen grassy places, sandy or rocky soil - Leaves linear-lobed. Flowers lavender, 0.4-0.8" long, throat > tube, 8-25 in hemispheric head.



MANY-STEM CALIFORNIA GILIA (*Gilia achilleifolia* subsp. *multicaulis*) Native Annual - Phlox Family - (Feb–Jun) - Open or shaded, gen grassy places, sandy or rocky soil - Leaves linear-lobed. Flowers white to lavender, 0.2-0.4" long, not in heads.



PURPLESPOT GILIA (*Gilia clivorum*) Native Annual - Phlox Family - (Feb–Jun) - Common. Open, grassy areas - Stem 2-12" tall, hairy, branched. Leaves narrowly linear-lobed. Flowers 0.25-0.3" long, tube yellow, purple-spotted. Flowering stem sticky.



DIFFUSE BIRD'S-EYE GILIA (*Gilia tricolor* subsp. *diffusa*) Native Annual - Phlox Family - (Mar–Jul) - Open grassland, hills, valleys - Stem 3-15" tall, many branched. Flowers diffuse. Petals 0.3-0.75" long, purple-tipped, throat w/paired purple spots.



BIRD'S-EYE GILIA (*Gilia tricolor* subsp. *tricolor*)
Native Annual - Phlox Family - (Mar–May) - Open, grassland, hills, valleys - Stem 3-15" tall, many branched. Flowers not in heads. Petals 0.4-0.75" long, throat yellow w/purple spots merged into ring.



SERPENTINE LEPTOSIPHON (*Leptosiphon ambiguus*) Native Annual - Phlox Family - (Apr–May) - Grassy areas gen serpentine - Stem 0.4-0.8", thread-like. Diffuse. Corolla throat widely-widened. CNPS: FAIRLY ENDANGERED.



PINKLOBE LEPTOSIPHON (*Leptosiphon androsaceus*) Native Annual - Phlox Family - (Apr–Jun) - Open or shaded areas in woodland, chaparral - Plant 2-18", hairy. Flowers pink, bracted group, tube 0.4-1.3" long, lobes gen > 0.3" long.



SLENDER ANNUAL PHLOX (*Microsteris gracilis*)
Native Annual - Phlox Family - (Mar–Aug) - Dry to moist areas - Plant < 8" tall, glandular-hairy. Leaves 0.4-1.2" long. Flowers 0.3-0.5" long, tubes yellow, lobes bright pink to white.



DOWNY NAVARRETIA (*Navarretia pubescens*)
Native Annual - Phlox Family - (May–Jul) - Open, slopes, gravel, clay - Stem 5.5-13", tan to red-brown. Bracts irregularly toothed. Calyx lobes often toothed. Flowers 0.4-0.6" long, bright blue-purple.




RED SAND-SPURRY (*Spargularia rubra*)
Naturalized Annual-Perennial - Pink Family - (Spring–fall) - Forest, meadows, mud flats, disturbed - Plant 1.6-10". Leaf non-fleshy, whorls w/large white bracts. Petals pink. Stamens 6-10. Sepals < 0.16".



CHINESE-HOUSES (*Collinsia heterophylla* var. *heterophylla*) Native Annual - Plantain Family - (Mar–Jun) - Shady places in chaparral, open mixed woodland, oak woodland - Plant 4-20" tall. Flowers 0.6-0.8" long, upper lip whitish.



BLUE-EYED MARY (*Collinsia parviflora*) Native Annual - Plantain Family - (Mar–Jul) - Common. Moist, ± shady places, montane - Plant 1-16" tall. Flowers 0.16-0.3" long; tube, throat and upper lip white; lobes gen blue; hidden in upper leaves.



FEW-FLOWERED COLLINSIA (*Collinsia sparsiflora* var. *collina*) Native Annual - Plantain Family - (Mar-Apr) - Disturbed grassy fields, roadbanks, open chaparral, open oak and dry mixed woodland - Flowers 0.2-0.3" long, purple, pouch hidden by calyx.



MOSQUITOBILLS SHOOTING STAR (*Dodecatheon hendersonii*) Native Perennial - Primrose Family - (Mar-Jul) - Gen in shady sites - Leaf blade length generally <2x width. Flower parts 4s or 5s. Filament tube solid black.



CALIFORNIA ACAENA (*Acaena pinnatifida* var. *californica*) Native Perennial - Rose Family - (Mar-May) - Coastal grassland, open, rocky slopes - Stem 4-24" long. Flowers with no petals and purple-black stamens. Leaves finely divided.



ITALIAN THISTLE (*Carduus pycnocephalus* subsp. *pycnocephalus*) Naturalized Annual - Sunflower Family - (Mar-Jul) - Roadsides, pastures, disturbed areas - Stems 8-79", narrow spiny-wings. Lower leaves 4-10 lobed, heads 2-5, flower bracts woolly. NOXIOUS.



BULL THISTLE (*Cirsium vulgare*) Naturalized Biennial - Sunflower Family - (May-Oct) - Common. Disturbed areas - Plant 12-79" tall. Top of leaves bristly; leaf base forming decurrent wings on stem. Flowers purple, gen 1-2" wide. NOXIOUS weed.



MILK THISTLE (*Silybum marianum*) Naturalized Annual-Biennial - Sunflower Family - (Feb-Jun) - Roadsides, pastures, disturbed areas - Stem 1-10', stout. Leaves spiny, shiny green w/white veins and spots. Flowers red-purple. INVASIVE weed.



CURLY DOCK (*Rumex crispus*) Naturalized Perennial - Buckwheat Family - (All year) - Abundant. Disturbed places - Stem 16-39" tall. Flower cluster dense, valves 0.2-0.24", winged around tubercles, smooth edged. 1 tubercle enlarged. INVASIVE.



FIDDLE DOCK (*Rumex pulcher*) Naturalized Perennial - Buckwheat Family - (May-Sep) - Disturbed places, meadows, moist or dry habitats - Stem 8-24" long, branches widely spreading. Leaf blades 1.6-4" long, 1.2-2" wide. Valves w/2-5 teeth.



WOOLLY FRUITED DESERTPARSLEY (*Lomatium dasycarpum* subsp. *dasycarpum*) Native Perennial - Carrot Family - (Mar-Jun) - Rocky (gen serpentine), chaparral, woodland - Plant 4-20", short-hairy. Flowers greenish-white, petals and fruit hairy.



DURANGO ROOT (*Datisca glomerata*) Native Perennial - Datisca Family - (May-Jul) - Dry streambeds or washes - Stem 3.3-6.6' tall. Leaves ~ 6" long, lance-shaped, alternate above, opposite/whorled below. Flowers small with no petals.



CHECKER LILY (*Fritillaria affinis*) Native Perennial - Lily Family - (Mar-Jun) - Common. Oak or pine scrub, grassland - Stem 4-47" tall. Leaves 1.6-6.3" long, whorled below. Petals mottled brown-purple and yellow-green, 0.4-1.6" long.



PHLOX-LEAF SERPENTINE BEDSTRAW (*Galium andrewsii* subsp. *gatense*) Native Perennial - Madder Family - (Apr-Jun) - Dry, rocky places in serpentine soil, chaparral or open oak/pine woodland - Plant open. Stem 2-9". Leaf gen flat, > internode. Phlox-like.



HOARY NETTLE (*Urtica dioica* subsp. *holosericea*) Native Perennial - Nettle Family - (Jun-Sep) - Meadows, seeps, springs, margins of marshes, streams, lakes, moist areas in chaparral, coastal scrub - Plant 3.3-9.8' tall, grayish, covered with stinging hairs.



LADY'S MANTLE (*Aphanes occidentalis*) Native Annual - Rose Family - (Mar-May) - Seasonally moist grassland, chaparral, woodland - Plant inconspicuous, soft hairy, < 4" tall. Leaves 0.1-0.5" long, deeply lobed. Flowers yellow-green, < 0.1" long.



TURKEY-MULLEIN (*Croton setigerus*) Native Annual - Spurge Family - (May-Oct) - Dry, open, often disturbed areas - Plant < 8" tall, moundlike, covered w/long stiff hairs. Leaf blade 0.4-2" long, oval. TOXIC to livestock.



WART SPURGE (*Euphorbia spathulata*) Native Annual - Spurge Family - (Mar-Jun) - Open, gen disturbed places - Stem 6-17" tall, smooth. Leaves spoon-shaped, 0.4-1.2" long, finely toothed. Gland oblong.



PYGMY WEED (*Crassula connata*) Native Annual - Stonecrop Family - (Feb–May) - Open areas - Plants 0.8-2.4"+ tall, red in age. Flowers < 0.1" long, 2 per node; Sepals 4, pointed end. Petals generally < sepals.



MUGWORT (*Artemisia douglasiana*) Native Perennial - Sunflower Family - (May–Nov) - Common. Open to shady areas, often in drainages - Plant 20-60" tall. Leaves gen 0.4-4" long, densely hairy below, some 3-5 lobed. Flower bracts hairy.



DAGGERLEAF COTTONROSE (*Logfia gallica*) Naturalized Annual - Sunflower Family - (Mar–Jul) - Bare or grassy openings, burns - Plant 1-20" tall, gen cobwebby. Leaves awl-shaped, stiff, > flower heads. Flowers brown to yellow.



SLENDER WOOLLY-MARBLES (*Psilocarphus tenellus*) Native Annual - Sunflower Family - (Mar–Jul) - Common. Dry, seasonally moist slopes, flats, burns, trails, rarely vernal pools - Plant hairy. Leaves spoon-shaped. Disk flowers 4-lobed.



COMMON FIDDLNECK (*Amsinckia intermedia*) Native Annual - Boraginaceae Family - (Mar–Jun) - Abundant. Open, generally disturbed places - Plant 0.5-3' tall. Flowers orange with 5 red spots, 0.3-0.4" long, 0.2-0.4" wide, tube straight.



CRIMSON COLUMBINE (*Aquilegia formosa*) Native Perennial - Buttercup Family - (Apr–Sep) - Streambanks, seeps, moist places, chaparral, oak woodland, mixed-evergreen or conifer forests - Flowers about 2" long, yellow with red sepals & spurs.



RED OR ORANGE LARKSPUR (*Delphinium nudicaule*) Native Perennial - Buttercup Family - (Mar–Jun) - Moist talus, wooded, rocky slopes - Stem gen 6-20" tall, usually hairless. Flowers scarlet to orange-red. Hummingbird pollinated.



CALIFORNIA FUCHSIA (*Epilobium canum* subsp. *canum*) Native Perennial - Evening Primrose Family - (Jun–Dec) - Dry slopes, ridges - Plant hairy, gen sticky with a woody base. Leaf 0.3-2.8" long, gray to green. Flowers red-orange, floral tube 0.8-1.2" long.



SCARLET PIMPERNEL (*Anagallis arvensis*) Naturalized Annual - Myrsine Family - (Mar-May) - Common. Disturbed places, ocean beaches - Plants 2-16" tall. Flowers 0.2-0.3" long, salmon or occasionally blue. Leaves TOXIC, can cause dermatitis.



CALIFORNIA PINK (*Silene laciniata* subsp. *californica*) Native Perennial - Pink Family - (Spring-summer) - Chaparral, oak woodland, conifer forest, serpentine or not - Plant 8-28" tall. Petals 0.5-1" long, bright red.



CALIFORNIA POPPY (*Eschscholzia californica*) Native Perennial - Poppy Family - (Feb-Sep) - Grassy, open areas - Plant 2-24" tall. Flower w/spreading rim \leq 0.2". Petals 0.8-2.4" long, early spring = large and orange, fall = smaller and yellow.



WIND POPPY (*Papaver heterophyllum*) Native Annual - Poppy Family - (Apr-May) - Grassy areas, openings in chaparral - Plant 1-2', yellow sap. Petals orange-red, 0.4-0.8" long. Stigma spherical on slender style.



CALIFORNIA FIGWORT (*Scrophularia californica*) Native Perennial - Snapdragon Family - (Mar-Jul) - Common; damp places, chaparral, roadsides - Stem 2.6-4' tall, square x-section. Leaves opposite, to 7" long, triangular, toothed. Flowers 0.3-0.5" long, upper lips red to maroon, lower paler or yellowish.



VENUS THISTLE (*Cirsium occidentale* var. *venustum*) Native Biennial - Sunflower Family - (May-Jul) - Disturbed areas, grassland, woodland - Plant 1.6-9.8' tall. Head bract cluster 0.6-2" tall, 0.6-3" diam. Flowers gen bright red-pink to red, 0.9-1.4" long.



VARIABLE-LEAF NEMOPHILA (*Nemophila heterophylla*) Native Annual - Borage Family - (Feb-Jun) - Common. Forest, chaparral, roadsides, streambanks - Flower 0.1-0.4" long, 0.6-2" tall, 0.6-3" diam. Flowers gen unspotted, bract appendages $<$ 0.04" long in fruit.



SMALL-FLOWER NEMOPHILA (*Nemophila parviflora* var. *parviflora*) Native Annual - Borage Family - (Mar-Jul) - Woodland, forest, roadsides, slopes - Upper leaves 0.4-1.6" long, gen w/5 deep lobes. Flowers white or blue, 0.08-0.16" long; style $<$ 0.1".



COMMON PHACELIA (*Phacelia distans*) Native Annual - Borage Family - (Mar–May) - Common. Clay to rocky soils, slopes - Plant 6-32" tall. Leaves divided. Flowers 0.24-0.35" long, dirty white. Seeds 2-4.



ROCK PHACELIA (*Phacelia imbricata* subsp. *imbricata*) Native Perennial - Borage Family - (Apr–Jul) - Slopes, roadsides, flats, canyons, chaparral, woodland - Plant 8-47", tufted. Leaf segments 7-15. Flowers 0.2-0.3", white. Flower bracts often sticky.



BRANCHED PHACELIA (*Phacelia ramosissima*) Native Perennial - Borage Family - (Apr–Oct) - Diverse habitats incl salt marshes, canyons - Plant 1-5' tall. Leaves divided. Flowers 0.2-0.3" long, white to lavender. Seeds 2-4.




RUSTY POPCORNFLOWER (*Plagiobothrys nothofulvus*) Native Annual - Borage Family - (Mar–May) - Common; open woodland, grassland - Plant 8-28" tall, red-purple sap. Flower 0.16-0.35" wide, white. Seed often only 1, horizontal.



FOOL'S ONION (*Triteleia hyacinthina*) Native Perennial - Brodiaea Family - (Mar–Jul) - Grassland, vernal wet meadows, occ drier slopes - Flowering stem 1-2' tall. Leaves 4-16", 0.16-0.9" wide. Flower stalks 0.2-0.6" long. Flowers white, 0.35-0.6" long.



VALLEY TASSELS (*Castilleja attenuata*) Native Annual - Broom-rape Family - (Mar–May) - Grassland - Plant 4-20" tall, hairy, non-sticky. Leaves 0.8-3.1" long, narrow, 0-3 lobes. Flower cluster 1-12" long, narrow, tips white or pale yellow.



EAR-SHAPED WILD BUCKWHEAT (*Eriogonum nudum* var. *auriculatum*) Native Perennial - Buckwheat Family - (May–Oct) - Common. Sand or gravel - Plant 5-15 dm. Leaves on stem, curled. Inflor smooth. Flowers white to pink, smooth.



PALE-FLOWERED WESTERN LARKSPUR (*Delphinium hesperium* subsp. *pallescens*) Native Perennial - Buttercup Family - (Mar–May) - Oak woodland, e slope coast ranges - Plant gen 16-32" w/short-hairy base. Flowers white, pinkish or lt blue.



WESTERN RUE-ANEMONE (*Enemion occidentale*) Native Perennial - Buttercup Family - (Mar–May) - Shaded slopes, chaparral, oak woodland, conifer forest - Plant 3-13" tall. Sepals white, 0.3-0.4" long, filaments > 15, threadlike. Fruit not stalked.



SISKIYOU RUE-ANEMONE (*Enemion stipitatum*) Native Perennial - Buttercup Family - (Feb–Apr) - Shaded slopes, chaparral, oak woodland, mixed-evergreen forest - Plant 1.6-4.7". Sepals white, 0.14-0.24" long. Fruit stalk <0.08" long. Filaments < 15..



THREAD-LEAF WATER BUTTERCUP (*Ranunculus aquatilis* var. *diffusus*) Native Perennial - Buttercup Family - (Mar–Sep) - Ponds, lakes, streams - Leaf w/slender stem, leaf segments thread-like. Petals 0.16-0.28" long, white.



BUR-CHEVIL (*Anthriscus caucalis*) Naturalized Annual - Carrot Family - (Apr–Jun) - Generally shady places - Plant 18-40" tall. Flowers white; flower stalk >= fruit length. Fruits 0.1-0.2" long with curved "velcro" bristles. Leaves fern-like, triangular outline.



WESTERN WATER-HEMLOCK (*Cicuta douglasii*) Native Perennial - Carrot Family - (Jun–Sep) - Wet places, gen aquatic - Plants 5-10' tall. Leaves 1-3x divided, leaflets 1-10, serrate edges. Flowers white. Fruits round. The most lethally **TOXIC** native plant.



POISON HEMLOCK (*Conium maculatum*) Naturalized Biennial - Carrot Family - (Apr–Jul) - Common. Moist, esp disturbed places - Plants 2-10' tall. Stems purple-spotted. Leaves fern-like, gen 2x divided. Flowers white. **TOXIC. INVASIVE** weed.



RATTLESNAKE WEED (*Daucus pusillus*) Native Annual - Carrot Family - (Apr–Jun) - Rocky or sandy places - Plant 1-35" tall, usually < 20". Flower clusters with < 13 flowers, all white. Young roots edible. Sap **TOXIC** to some people, causing dermatitis.



SWEET-CICELY (*Osmorhiza berteroi*) Native Perennial - Carrot Family - (Apr–Jul) - Conifer forest, woodland, disturbed areas - Plant 12-47". Leaflets in 3s, serrate to irreg lobed. Flower white. Fruit 0.5-1", upward pointing barbs, splitting apart below.



TALL SOCK-DESTROYER (*Torilis arvensis*)
Naturalized Annual - Carrot Family - (Apr-Jul) - Disturbed places - Plant erect, 12-40". Flower clusters open, > leaf. Fruits 0.1-0.2" long, covered with uncurved bristles. Flowers white or pinkish. **INVASIVE weed.**



SHORT SOCK-DESTROYER (*Torilis nodosa*)
Naturalized Annual - Carrot Family - (Apr-Jun) - Disturbed places - Plant spreading, 4-20" tall. Flowers white to red, clusters dense, < leaf. Fruit ~ 0.1" long, uncurved bristles on outer surface, bumps inside.



WAVYLEAF SOAP PLANT (*Chlorogalum pomeridianum* var. *pomeridianum*) Native Perennial - Century Plant Family - (May-Aug) - Common. Open grassland, chaparral, woodland - Plant 1-8' tall, flowers at night. Bulb juices lather in water.



CALIFORNIA MAN-ROOT (*Marah fabacea*)
Native Perennial - Gourd Family - (Feb-Apr) - Streamsides, washes, shrubby open areas - Vine 6-20' long. Leaves moderately lobed. Flowers cream or white, < 0.3" wide. Fruit spiny all over.



WHITE GLOBE LILY (*Calochortus albus*) Native Perennial - Lily Family - (Apr-Jun) - Common. Shady to open woodland, scrub - Stem 2-8 dm. Leaves grasslike. Flowers 2-many, hanging, closed at tip. Sepals 10-15 mm. Petals white to pink, 20-25 mm long.



WHITE BUTTERFLY MARIPOSA LILY (*Calochortus venustus*) Native Perennial - Lily Family - (May-Jul) - Sandy (often granitic) soil in grassland, woodland, yellow-pine forest - Flowers white w/square yellow nectary; 2 red patches above. Petals 1.2-2" long.



GOOSE GRASS (*Galium aparine*) Native Annual - Madder Family - (Apr-Jun) - Grassy, ± shady places - Stem 12-35" long, weak, brittle. Leaves 0.5-1.6" long, in whorls of 6-8. Flowers white, 4-lobed. Fruits covered w/short, hooked hairs.



COMMON PALE CLAYTONIA (*Claytonia exigua* subsp. *exigua*) Native Annual - Miner's Lettuce Family - (Apr-Jul) - Dry or moist, disturbed bare clay to sandy soils, often serpentine - Stem leaf free or fused. Petals 0.1-0.2", white or pink. Seeds dull w/appendage.



SANTA LUCIA CLAYTONIA (*Claytonia gypsophiloides*) Native Annual - Miner's Lettuce Family - (Mar-May) - Moist, bare, often stony sites, in sun or shade, often serpentine - Stem 1-10". Leaf linear. Flowers 3-30. Petals 0.2-0.3", white to pink. Seeds dull.



COMMON MINER'S LETTUCE (*Claytonia perfoliata* subsp. *perfoliata*) Native Annual - Miner's Lettuce Family - (Jan-May) - Vernal moist, often shady or disturbed sites - Basal leaf length <3x width. Stem leaf gen not angled. Seeds shiny w/large appendage.



BITTER ROOT (*Lewisia rediviva* var. *rediviva*) Native Perennial - Miner's Lettuce Family - (Mar-Jun) - Rocky, sandy ground, open conifer woodland, scrub - Flower stalks 0.4-0.6" long. Leaves linear. Petals gen white to pink, 10-19, 0.7-1.4" long. Bracts 0.6-1" long.



SANTA CLARA THORN MINT (*Acanthomintha lanceolata*) Native Perennial - Mint Family - (Mar-Jun) - Arid, rocky slopes, openings in scrub or woodland, gen on serpentine - Plant 4-12" tall, soft hairy, ill-smelling, spiny. CNPS: WATCH LIST.



YERBA BUENA (*Clinopodium douglasii*) Native Perennial - Mint Family - (Apr-Sep) - Shady places, chaparral, woodland - Stem trailing, gen woody, forming mats. Leaves 0.4-1.4" long, oval. Petals white to lavender, 3-8 mm long. Aromatic.



COMMON HOREHOUND (*Marrubium vulgare*) Naturalized Perennial - Mint Family - (Mar-Nov) - Disturbed sites, gen overgrazed pastures - Stem 4-24" long. Leaf blades 0.6-2.2" long. Flower bract w/10 hook-tipped teeth. Flowers white, ~0.2" long. **INVASIVE.**



SHORT-SPIKED HEDGE-NETTLE (*Stachys pycnantha*) Native Perennial - Mint Family - (Jun-Oct) - Streambanks, springs, pine/oak forest - Plant 12-39", densely glandular, aromatic. Flower cluster < 2", no spaces. Petals white to pink, ~0.3" long.




CLIMBING MORNING-GLORY (*Calystegia purpurata* subsp. *purpurata*) Native Perennial - Morning-glory Family - (May-Jun) - Chaparral, coastal scrub - Stem strongly climbing. Leaf triangular, lobes strongly angled. Bractlets smooth, small, distant.



SHORTSTEM MORNING-GLORY (*Calystegia subacaulis* subsp. *subacaulis*) Native Perennial - Morning-glory Family - (Apr–Jun) - Dry, open scrub or woodland - Stem gen ~0.8" long. Flowers 1.3-2.4" long, white or cream. Bractlets concealing flower bracts.



DWARF SANDWEED (*Athysanus pusillus*) Native Annual - Mustard Family - (Feb–Jun) - Grassy, open slopes, rocky outcrops, chaparral, flats, floodplains, cliffs, ledges - Stem 2-12" long, spindly. Flower cluster 1-sided. Petals white, ~0.1" long. Fruits round, hairy.



SHEPHERD'S PURSE (*Capsella bursa-pastoris*) Naturalized Annual - Mustard Family - (Jan–Oct) - Disturbed areas - Stem 4-20" long. Basal leaves 1.2-2.4" long, dandelion-like. Petals white, 0.08-0.16" long. Fruits 0.16-0.35" long, flat, heart-shaped.



MILK MAIDS (*Cardamine californica*) Native Perennial - Mustard Family - (Jan–May) - Gen shaded sites, canyons, woodland. One of first spring flowers - Stem 10-24" long. Leaves lobed to compound w/sharp teeth. Petals white or pale rose, 0.3-0.5" long.



THREADLEAF PEPPERGRASS (*Lepidium nitidum*) Native Annual - Mustard Family - (Feb–Mar) - Alkaline soils, pastures, dry vernal pools, fields, beaches - Fruit stalk flat. Fruit smooth, 0.14-0.24" long, cupped, winged.



WATER CRESS (*Nasturtium officinale*) Native Perennial - Mustard Family - (Mar–Nov) - Streams, springs, marshes, lake margins, swamps - Stem 4-43" long. Leaflets 3-9, 0.3-1" wide. Petals white, 0.12-0.18" long. **EDIBLE** leaves.



HAIRY FRINGEPOD (*Thysanocarpus curvipes*) Native Annual - Mustard Family - (Feb–Jun) - Common. Slopes, washes, moist meadows, woodland, streambanks - Stem 4-24". Leaf clasping w/'ears'. Fruit 0.12-0.24" wide, hanging, often hairy w/perforated edge.



GAMBEL MILKVETCH (*Astragalus gambelianus*) Native Annual - Pea Family - (Mar–Jul) - Open, grassy areas, scrub - Plant 8-12" tall, slender. Leaflets square-tipped. Flowers 4-15/cluster, white w/purple-tinge, ~0.1" long. Fruits ~0.15" long, reflexed.



GULLY LUPINE (*Lupinus microcarpus* var. *densiflorus*) Native Annual - Pea Family - (Apr–Jun) - Abundant. Open or disturbed areas, occ seeded on roadbanks - Plant 4-32" tall, hairy. Flowers 0.3-0.7" long, white to yellow. Flower bract hairs few, short.



THIMBLE CLOVER (*Trifolium microdon*) Native Annual - Pea Family - (Mar–Jun) - Common locally. Open, moist or dry, gen disturbed areas - Short-hairy. Head bract w/flat base. Flowers white to pink. Calyx lobes < 1/2 flower tube length, < flowers.



BICOLOR LEPTOSIPHON (*Leptosiphon bicolor*) Native Annual - Phlox Family - (Mar–Jun) - Common. Open, grassy areas, chaparral, woodland - Plant 0.8-8.3" tall, hairy. Flower lobes ~0.1" long, pink or white; tube red; stigma <=0.02" long.



STICKY MOUSE-EAR CHICKWEED (*Cerastium glomeratum*) Naturalized Annual - Pink Family - (Spring) - Dry hillsides, grassland, chaparral, disturbed areas - Flowers 0.1-0.2" long, white, sticky-hairy. Flower bract hairs extend beyond tip; bracts herbaceous.




DOUGLAS' STITCHWORT (*Minuartia douglasii*) Native Annual - Pink Family - (Spring–early summer) - Dry, rocky, slopes, flats in chaparral, oak and pine woodland, often serpentine - Plant 1.6-12", sticky-hairy. Leaves 0.2-1.6". Petals white, 0.12-0.24" long.



SMALL-FLOWER CATCHFLY (*Silene gallica*) Naturalized Annual - Pink Family - (Spring–early summer) - Fields, disturbed areas - Plant 4-16". Leaves < 1.4" long. Flower cluster short-hairy, bracts sticky-hairy, petal blade 0.2-0.5" long, smooth to notched, white to pink.



COMMON CHICKWEED (*Stellaria media*) Naturalized Annual - Pink Family - (Feb–Sep) - Oak woodland, meadows, disturbed areas - Plant 2.8-20" tall. Stem w/line of hairs on 1 side. Sepals 0.12-0.18" long. Petals white, 2-lobed, 0.7-0.9x sepals.



CALIFORNIA DWARF PLANTAIN (*Plantago erecta*) Native Annual - Plantain Family - (Mar–May) - Sandy, clay, serpentine soil; grassy slopes, flats, open woodland - Leaf 1.2-5" long, linear, hairy. Flowers + stem 1.2-12" tall, cluster 0.2-1.2" long.



ENGLISH PLANTAIN (*Plantago lanceolata*) Naturalized Annual - Plantain Family - (Apr–Aug) - Common. Disturbed areas - Leaves basal, hairy, 2-10" long, <= 1" wide. Flowers + stem 8-31" tall, flower cluster 0.8-3" long. **INVASIVE**, lawn weed.



CREAM CUPS (*Platystemon californicus*) Native Annual - Poppy Family - (Mar–May) - Open grassland, sandy soil, burns - Plant 1.2-12" tall, shaggy-hairy. Leaves 0.4-3.5" long, narrow. Flowers solitary. Stamens > 12. Petals 6, gen cream with yellow base.



WOODLAND STAR (*Lithophragma affine*) Native Perennial - Saxifrage Family - (Mar–Apr) - Open, grassy slopes - Plant 4-24" tall. Leaves w/3-5 sharp-toothed shallow lobes, stem leaves alternate. Petals 0.2-0.5" long, white. Hypanthium funnel-shaped.



CALIFORNIA SAXIFRAGE (*Micranthes californica*) Native Perennial - Saxifrage Family - (Feb–May(Jun)) - Moist, shady places - Plant 6-14" tall. Leaves 1.6-4" long, at base, egg-shaped, >= 0.08" wide, toothed. Petals white, 0.1-0.18" long.



YARROW (*Achillea millefolium*) Native Perennial - Sunflower Family - (Apr–Sep) - Many habitats - Plant 4"-7" tall. Stem white-hairy. Leaves finely dissected. Flower cluster flat-topped. Flowers white to pink. Widely used in folk medicine.



COTTONWEED (*Micropus californicus* var. *californicus*) Native Annual - Sunflower Family - (Mar–Jun) - Clearings, often disturbed, dry or seasonally moist soils - Plant 0.4-20" tall. Disk flowers < 5; top scale points up, largest gen 0.12-0.16" long.



CALIFORNIA CHICORY (*Rafinesquia californica*) Native Annual - Sunflower Family - (Apr–Jul) - Open sites in scrub, woodland; often common after fire - Stem 2-15+ dm. Flower heads 0.8-1.2" wide, solitary. Rays white or cream, extend 0.2-0.3" beyond bracts.



LONGHORN PLECTRITIS (*Plectritis macrocera*) Native Annual - Valerian Family - (Mar–Jun) - Common. Open, partly shaded slopes - Plant 24-32" tall. Leaves to 1.8" long. Flowers 0.08-0.15" long w/tapering spur, white to pale pink. Fruit grooved.



LINDLEY BLAZING STAR (*Mentzelia lindleyi*) Native Annual - Blazing-star Family - (May–Jun) - Rocky, open slopes, coastal-sage scrub, oak/pine woodland - Plant 4-28" tall. Leaves 0.8-6.7" long, gen deeply lobed. Petals 0.8-1.6" long, yellow w/orange base.



CLUSTERED BROOMRAPE (*Orobanche fasciculata*) Native Perennial - Broom-rape Family - (Apr–Jul) - Dry, gen bare places. Root parasite on various shrubs - Plant 2-8" tall. Flowers pink or yellow, 5-20 on long stems.



YELLOW JOHNNY-TUCK (*Triphysaria eriantha* subsp. *eriantha*) Native Annual - Broom-rape Family - (Mar–May) - Grassland, foothills - Plant 4-14" tall, purple. Leaves 0.4-2" long, 3-7 lobed. Flowers yellow with dark purple beak, 0.4-1" long.



CALIFORNIA BUTTERCUP (*Ranunculus californicus* var. *californicus*) Native Perennial - Buttercup Family - (Mar–Aug) - Grassland, open woodland - Petals 9-17, 0.28-0.55" long, often > 2x width. Fruit body 0.07-0.13" long, 0.05-0.09" wide, smooth.



FOOTHILL MEADOW-RUE (*Thalictrum fendleri* var. *polycarpum*) Native Perennial - Buttercup Family - (Mar–Jun) - Moist, open to shaded places, woodland, forest - Plant 2-6'+ tall, male or female. Leaf 1-4x divided, 3-18" long, segments 0.3-0.8" long. No petals.



FENNEL (*Foeniculum vulgare*) Naturalized Perennial - Carrot Family - (May–Sep) - Roadsides, disturbed sites - Plants 3-6.5' tall, anise-scented. Stems waxy-blue, canelike. Flowers yellow. Leaf segments thread-like, edible when young. **INVASIVE** weed.



BLADDER PARSNIP (*Lomatium utriculatum*) Native Perennial - Carrot Family - (Feb–May) - Open grassy slopes, meadows, woodland - Plant 4-20" tall, leafy stem. Leaf lobes linear, bases broad. Flowers bright yellow above unfused, round bractlets. Fruit winged.



POISON SANICLE (*Sanicula bipinnata*) Native Perennial - Carrot Family - (Apr–May) - Open grassland or pine/oak woodland - Plants 5-24" tall. Leaves 2x pinnate. Flowers yellow, male flower stalk < fruit. Reported to be slightly **TOXIC**.



PACIFIC WOODLAND SANICLE (*Sanicula crassicaulis*) Native Perennial - Carrot Family - (Mar-May) - Open slopes, ravines, woodland - Plants stout, 9-47". Leaves 1-5" across with 3-5 deep, palmate lobes and serrate edges. Flowers yellow.



TURKEY PEA SANICLE (*Sanicula tuberosa*) Native Perennial - Carrot Family - (Mar-Jul) - Open gravelly meadows, chaparral, woodland, pine forest - Plant 2-32" tall, slender. Leaves finely dissected. Flowers bright yellow, male flower stalks > bumpy fruit.



YELLOW MARIPOSA LILY (*Calochortus luteus*) Native Perennial - Lily Family - (Apr-Jun) - Heavy soils in grassland, woodland, mixed-evergreen forest - Stem 8-20" long. Flowers bell-shaped, deep yellow, 0.8-1.6" long, gen w/inner central red-brown spot.



GOLDEN MONKEYFLOWER (*Mimulus guttatus*) Native Perennial - Lopseed Family - (Mar-Aug) - Common. Wet places, gen terrestrial, occ emergent or floating in mats - Plant 0.8-60". Flower yellow, gen > 0.8" long; mature bracts flattened sideways, inflated in fruit.



CLIMBING BEDSTRAW (*Galium porrigens* var. *porrigens*) Native Perennial - Madder Family - (May-Aug) - Among shrubs in chaparral, forest - Stem 4-59" long. Leaves 0.1-0.7" long, oval to egg-shaped, in whorls of 4. Flowers yellow to red, 4-lobed.



ERECT-POD WINTER CRESS (*Barbarea orthoceras*) Native Perennial - Mustard Family - (Mar-Jul) - Meadows, streambanks, moist woodland, grassland - Stem 8-24". Lower leaves w/large terminal lobe, upper clasping stem. Petals bright yellow, 0.2-0.3" long.



WESTERN WALLFLOWER (*Erysimum capitatum* var. *capitatum*) Native Biennial - Mustard Family - (Mar-Sep) - Common. Open areas, woodland, sandy areas, chaparral - Petals orange to yellow, fruit 1-4.3" long.



SHORTPOD MUSTARD (*Hirschfeldia incana*) Naturalized Biennial-Perennial - Mustard Family - (Apr-Oct) - Disturbed areas - Stem 16-60". Longest leaves 1.6-4" long, dense-hairy. Petals pale yellow, ~0.2" long. Fruit appressed. Fall-blooming. **INVASIVE.**



HEDGE MUSTARD (*Sisymbrium officinale*)
Naturalized Annual - Mustard Family - (Apr-Sep)
- Disturbed areas, fields, pastures - Stem 10-22"
tall, thin, wiry. Petals 0.1-0.16" long, pale yellow.
Fruit 0.4-0.55" long, awl-shaped, appressed.



COLCHITA (*Acmispon brachycarpus*) Native
Annual - Pea Family - (Mar-Jun) - Abundant.
Grassland, oak and pine woodland, desert flats
and mtns, roadsides - Soft, densely hairy, < 16"
tall. Flower yellow, almost stemless, bract lobes
1-2x flower tube.



DEERWEED (*Acmispon glaber* var. *glaber*)
Native Perennial - Pea Family - (Mar-Aug) -
Chaparral, roadsides, coastal sands; common -
Often shrubby, leaflets 3-6, many clusters of 3-7
stemless flowers, yellow fading to orange-red,
0.3-0.5" long.



CALIFORNIA LOTUS (*Acmispon wrangelianus*)
Native Annual - Pea Family - (Mar-Jun) -
Abundant. Coastal bluffs, chaparral, disturbed
areas - Low growing. Flowers yellow aging red,
0.2-0.4" long, almost stemless. Bract lobes same
length as flower tube.



CALIFORNIA BURCLOVER (*Medicago*
polymorpha) Naturalized Annual - Pea Family -
(Mar-Jul) - Common. Chaparral, oak woodland,
streambanks, roadsides, disturbed areas - Stem
4-20". Flower yellow, 0.14-0.24" long. Spiny spiral
fruits. **INVASIVE.**



SOURCLOVER (*Melilotus indicus*) Naturalized
Annual-Biennial - Pea Family - (Apr-Oct) - Open,
disturbed areas - Stem 4-24" long. Leaflets 3,
0.4-1" long. Flowers yellow, ~0.1" long.



LITTLE HOP CLOVER (*Trifolium dubium*)
Naturalized Annual - Pea Family - (Spring) -
Agricultural, disturbed areas, lawns - Heads
0.16-0.3" wide. Flowers bright yellow, age brown,
quickly reflex, smooth.



WOOLLY MULLEIN (*Verbascum thapsus*)
Naturalized Biennial - Snapdragon Family -
(May-Sep) - Roadsides, streambanks, disturbed
areas - Plant woolly lt-green. Stem 1-6.6' tall.
Leaves 2-20" long. Flowers yellow, 0.6-1" wide,
sticky.




COMMON / HOT ROCK DUDLEYA (*Dudleya cymosa* subsp. *paniculata*) Native Perennial - Stonecrop Family - (May-Jun) - Uncommon. Rocky outcrops, canyons - Leaf rosettes 1-few, 1.6-4.3" wide. Petals <= 0.1" wide, pale yellow-white.



BLOW WIVES (*Achyraea mollis*) Native Annual - Sunflower Family - (Mar-Jun) - Common. Grassy sites, often clay soils - Plant 2-24" tall, soft-hairy. Flowers yellow turning red, 0.1-0.5" wide, extend < 0.1" beyond green bracts. Showy, flat scales attached to seeds.



SEASIDE DANDELION (*Agoseris apargioides* var. *apargioides*) Native Perennial - Sunflower Family - (Apr-May) - Coastal dunes, sand hills - Plant 4-18". Leaf blades narrow, deeply lobed. Flowers extend well beyond bracts, seed beak < 2x body length.



GIANT NATIVE DANDELION (*Agoseris grandiflora* var. *grandiflora*) Native Perennial - Sunflower Family - (Apr-Jul) - Grassland, scrub, woodland - Plant 10-40". Leaf lobes point up. Flower rosy-purple, variable-sized bracts. Seed tapers to beak > 2x body length. Leaf lobes point upward.




YELLOW STAR-THISTLE (*Centaurea solstitialis*) Naturalized Annual - Sunflower Family - (May-Oct) - Invasive, roadsides, disturbed grassland or woodland - Plant 4-39" tall. Leaves woolly, extend down the stem. Flower bract spines 0.4-1" long. NOXIOUS weed.



DANDELION-LEAF HAWKSBEARD (*Crepis vesicaria* subsp. *taraxacifolia*) Naturalized Annual-Biennial - Sunflower Family - (Feb-Oct) - Sandy clearings, hillsides, disturbed places - Plant 1-47" tall. Leaves dandelion-like. Fruit beak 0.1-0.2" long.



HEERMANN TARPLANT (*Holocarpha heermannii*) Native Annual - Sunflower Family - (May-Nov) - Grassland - Plant 0.2-1.2 m tall, densely very-short-hairy, glandular. Ray flowers 3-13, yellow. Disk flowers yellow to brown. Yellow anthers.



SMOOTH CAT'S-EAR (*Hypochaeris glabra*) Naturalized Annual - Sunflower Family - (Mar-Jun) - Common. Disturbed areas, grassland, open woodland - Plant 4-24" tall, smooth. Rays 0.2-0.3" long, barely > head bracts. Only inner fruit beaked. INVASIVE.



ROUGH CAT'S-EAR (*Hypochaeris radicata*) Naturalized Perennial - Sunflower Family - (Apr-Jul) - Disturbed areas, grassland, open woodland - Plant 4-32" tall, rough-hairy. Rays 0.4-0.6" long, well exceeding head bracts. Fruits all beaked. **INVASIVE** weed.



WILLOW LETTUCE (*Lactuca saligna*) Naturalized Annual - Sunflower Family - (Jul-Nov) - Roadsides, grassland - Stem 12-39" tall. Leaf lobes entire or few-toothed, no prickles underneath. Flowers 5-12, pale yellow, open in morning.



COMMON HARE-LEAF (*Lagophylla ramosissima*) Native Annual - Sunflower Family - (Apr-Oct) - Grassland, openings in scrub, woodland, forest - Plant 4-40" tall. Leaves hairy, often sticky, to 4.7" long. Rays yellow, 0.12-0.24" long.



CALIFORNIA GOLDFIELDS (*Lasthenia californica* subsp. *californica*) Native Annual - Sunflower Family - (Feb-Jun) - Many habitats - Stem < 16" tall, hairy. Leaves 0.3-2.8" long, <0.25" wide, smooth edged. Head bracts 4-13, not joined. Rays 0.2-0.7" long.



TIDY-TIPS (*Layia platyglossa*) Native Annual - Sunflower Family - (Feb-Jul) - Many habitats - Plant 1-28" tall, sticky. Leaves narrow. Ray flowers 0.1-0.8" long, yellow w/white tips. Disk anthers gen dark purple.



GUMWEED (*Madia gracilis*) Native Annual - Sunflower Family - (Apr-Aug) - Open, semi-shaded or disturbed sites, many habitats, incl serpentine - Plant 2.4-40" tall, hairy, upper half sticky. Leaf 0.4-4" long. Rays yellow, 3-10, 0.06-0.3" long. Bracts 6-10 mm tall.



COAST TARWEED (*Madia sativa*) Native Annual - Sunflower Family - (May-Oct) - Grassy, open, or disturbed sites - Plant 3.5-10 dm, hairy, all glandular. Leaf 0.8-7.1" long, 0.1-0.7" wide. Rays green-yellow, 8-13, 0.06-0.16" long. Head bracts 0.24-0.6" tall.



PINEAPPLE WEED (*Matricaria discoidea*) Naturalized Annual - Sunflower Family - (Feb-Aug) - Abundant. Disturbed sites, riverbanks - Plant 4-12" tall, sweet-scented. Heads pineapple-shaped, ~ 0.4" wide; head stalk to 0.6" long.



COMMON GROUNDSEL (*Senecio vulgaris*) Naturalized Annual - Sunflower Family - (Feb-Jul) - Common. Disturbed areas - Plant 4-24" tall, not hairy, w/1-10+ stems. Flower head bracts with black-tips. Milky sap.



PRICKLY SOW THISTLE (*Sonchus asper* subsp. *asper*) Naturalized Annual - Sunflower Family - (All year) - Common. Slightly moist disturbed sites, along streams - Plant 4-48". Leaf teeth prickly. Basal lobes of upper leaves rounded, curving downward.



COMMON DANDELION (*Taraxacum officinale*) Naturalized Biennial-Perennial - Sunflower Family - (All year) - Abundant. Esp disturbed areas - Stem hollow. Leaves bright green with sharp down-pointing lobes. Outer head bracts reflexed. Fruit ~ brown.



SILVERPUFFS (*Uropappus lindleyi*) Native Annual - Sunflower Family - (Mar-May) - Common. Open grassland, woodland, chaparral, deserts, gen in loose soils - Heads pale yellow, never nod. Outer head bracts always > 1/4 inner length. Pappus scale notched.



NARROW-LEAVED MULE'S EARS (*Wyethia angustifolia*) Native Perennial - Sunflower Family - (Apr-Aug) - Grassland - Plant 4-35" tall, rough-hairy. Leaves narrow, veins all similar, base blades 4-20" long. Ray flowers 0.6-1.8" long.



SMOOTH MULE'S EARS (*Wyethia glabra*) Native Perennial - Sunflower Family - (Mar-Jun) - Gen shady sites - Plant 4-16" tall, shiny green, no woolly hairs. Leaf basal blades 10-18" long, lance-shaped to oval, shiny. Ray flowers 1-2" long.



GRAY MULE'S EARS (*Wyethia helenioides*) Native Perennial - Sunflower Family - (Mar-May(Aug)) - Open grassland, woodland, scrub - Plant 8-28" tall, densely woolly, often becoming smooth. Some woolly hairs remain on leaf stalks and floral bracts.



JOHNNY-JUMP-UP (*Viola pedunculata*) Native Perennial - Violet Family - (Feb-Apr) - Open, grassy slopes, hillsides, chaparral, oak woodland, gen full sun - Plant 2-15" tall. No basal leaves. Petals gold-yellow, lower 3 brown-veined, upper 2 red-brown on back.



HAIRY VINE HONEYSUCKLE (*Lonicera hispidula*) Native Perennial - Honeysuckle Family - (May–Jun) - Canyons, streamsides, woodland - Shrub sprawling-climbing, 6-10' long, short-hairy. Flower cluster densely sticky. Flowers pink, 0.5-0.6" long, sticky-hairy.



SNOWBERRY (*Symphoricarpos albus* var. *laevigatus*) Native Perennial - Honeysuckle Family - (May–Jul) - Shady woodland, streambanks, N. slopes - Shrub 20-71" tall. Flowers > 8/cluster, pink, 0.16-0.24" long, bell-shaped, swollen on 1 side.



CREeping SNOWBERRY (*Symphoricarpos mollis*) Native Perennial - Honeysuckle Family - (Apr–May) - Ridges, slopes, open places in woodland - Shrub 6-24" tall, sprawling. Flowers < 8/cluster, pink + often red outside, 0.16" long, bell-shaped, symmetrical.



BLACK SAGE (*Salvia mellifera*) Native Perennial - Mint Family - (Mar–Jun) - Coastal-sage scrub, lower chaparral - Shrub 3.3-6' tall. Leaf 1-2.8" long, toothed, hairy underneath. Flowers blue, white or lavender, tube 0.2-0.4" long, in clusters 0.6-1.6" wide.



BLUE WITCH (*Solanum umbelliferum*) Native Perennial - Nightshade Family - (All year) - Shrubland, mixed-evergreen forest, woodland - Plant gen < 39", upper stem hairs branched, dense. Flowers 0.6-1" wide, purple, with green spots at the base.



BAY AREA SILVER LUPINE (*Lupinus albifrons* var. *collinus*) Native Perennial - Pea Family - (Mar–Jun) - Cliffs, forest openings - Subshrub 8-16" tall, woody only at base, silvery. Flowers 0.35-0.6" long, violet to lavender.



WOOD ROSE (*Rosa gymnocarpa* var. *gymnocarpa*) Native Perennial - Rose Family - ((Feb)Apr–Jul) - Common. Gen in shade of forest, scrub - Shrub w/straight thorns. Flowers gen solitary, stalks sticky, fruit smooth, sepals deciduous.



WHITE ALDER (*Alnus rhombifolia*) Native Perennial - Birch Family - (Apr–Jun) - Along permanent streams - Tree. Leaves flat, not rusty underneath, margins serrate, not rolled under. Female flowers cone-like. Wood used for furniture and for smoking meats.



CALIFORNIA COFFEE BERRY (*Frangula californica* subsp. *californica*) Native Perennial - Buckthorn Family - (May-Jul) - Coastal-sage scrub, chaparral, forest, woodland - Shrub < 16' tall. Flowers greenish. Leaves smooth beneath.



COAST LIVE OAK (*Quercus agrifolia* var. *agrifolia*) Native Perennial - Oak Family - (Mar-Apr) - Valleys, slopes, mixed-evergreen forest, woodland - Tree 30-80'. Leaves convex, hair-tuft below in vein axils. Acorns on 1st year twigs, shell glabrous inside.



BLUE OAK (*Quercus douglasii*) Native Perennial - Oak Family - (Apr-May) - Dry slopes, interior foothills, woodland - Tree 20-66', deciduous. Bark checkered into scales. Leaves 1.2-2.4" long, bluish green, unlobed to shallowly lobed, lacking bristles.



CALIFORNIA BLACK OAK (*Quercus kelloggii*) Native Perennial - Oak Family - (Apr-May) - Slopes, valleys, woodland, conifer forest - Tree < 80', deciduous. Leaves 3.5-8" long, supple, deeply-lobed, lobes bristle-tipped.



VALLEY OAK (*Quercus lobata*) Native Perennial - Oak Family - (Mar-Apr) - Slopes, valleys, savanna - Tree < 115' tall, deciduous. Leaves 2-5" long, not leathery, deeply lobed, lobes without bristles. Acorns 1.2-2" long, slender, cup 0.4-1.2" deep.



INTERIOR LIVE OAK (*Quercus wislizeni* var. *wislizeni*) Native Perennial - Oak Family - (Mar-May) - Interior canyons, slopes, pine/oak woodland - Tree < 75'. Leaf blades 0.8-2" long, hairless, flat. Acorns on 2nd year twigs, shell woolly inside.



GRAY PINE (*Pinus sabiniana*) Native Perennial - Pine Family - - - Foothill woodland, n oak woodland, chaparral, infertile soils in mixed-conifer and hardwood forests - Tree < 125' tall. Needles in 3s, 3.5-15" long, gray-green. Cone brownish, seed > wing.



BIG-LEAF MAPLE (*Acer macrophyllum*) Native Perennial - Soapberry Family - (Mar-Jun) - Common. Streambanks, canyons - Tree < 100'. Leaves 5-lobed, 3-6" long, 4-10" wide. Group of 20-90 hanging flowers appear after leaves. Winged seeds.



WESTERN POISON OAK (*Toxicodendron diversilobum*) Native Perennial - Sumac Family - (Apr-Jun) - Canyons, slopes, chaparral, coastal scrub, oak woodland - Shrub or vine. Leaflets 3, red in fall, mid leaflet stalked. Flowers green. Fruits white. TOXIC.



CALIFORNIA SAGEBRUSH (*Artemisia californica*) Native Perennial - Sunflower Family - (Aug-Nov) - Coastal scrub, chaparral, open woodland - Shrub 2-8.5' tall, rounded. Leaves 0.4-4", hairy, thread-like, light green to gray. Flower heads < 5 mm wide. Sage-scented.



WESTERN SYCAMORE (*Platanus racemosa*) Native Perennial - Sycamore Family - (Feb-Apr) - Common. Streamsides, canyons, arroyos - Tree 33-115' tall. Bark peeling pale. Leaf blades 4-10" long, palmately lobed, smooth to hairy above, short-woolly under.



CHAPARRAL CLEMATIS (*Clematis lasiantha*) Native Perennial - Buttercup Family - (Jan-Jun) - Hillsides, chaparral, open woodland - Woody vine. Leaflets 3-5, +3-lobed. Flowers gen 1, in spring; sepals white to cream, 0.4-0.8" long.



WESTERN VIRGIN'S BOWER (*Clematis ligusticifolia*) Native Perennial - Buttercup Family - (Jun-Sep) - Along streams, wet places - Leaflets 5-15, irregularly lobed. Flowers many, in fall. Sepals white to cream, 0.2-0.24" long.



HILLSIDE GOOSEBERRY (*Ribes californicum* var. *californicum*) Native Perennial - Gooseberry Family - (Feb-Mar) - Forest openings, woodland - Shrub < 5' tall. Leaf blades 0.4-1.2" long, not sticky. Sepals greenish, petals 0.12" long, white.



CANYON GOOSEBERRY (*Ribes menziesii* var. *menziesii*) Native Perennial - Gooseberry Family - (Feb-Apr) - Common. Forest openings, chaparral - Shrub < 10', prickly. Leaves sticky below. Styles glabrous, anthers exerted, sepals purplish.



BIG-BERRY MANZANITA (*Arctostaphylos glauca*) Native Perennial - Heath Family - (Dec-Mar) - Rocky slopes, chaparral, woodland - Shrub-small tree, 3-26' tall. Twigs glabrous. Leaves smooth, waxy-white. Flower stalk 0.3-0.4" long, sticky-hairy.



BLUE ELDERBERRY (*Sambucus nigra* subsp. *caerulea*) Native Perennial - Muskroot Family - (Mar-Sep) - Common. Streambanks, open places in forest - Shrub 7-26' tall. Flower cluster flat-topped, 1.6-13" diam, petals spreading. Fruits waxy blue-black.



CHAMISE (*Adenostoma fasciculatum* var. *fasciculatum*) Native Perennial - Rose Family - (May-Jun) - Dry slopes, ridges, chaparral - Shrub or small tree < 13' tall. Flowers cream to white. Leaves narrow, shiny with flammable oils in warm weather.



UTAH SERVICE-BERRY (*Amelanchier utahensis*) Native Perennial - Rose Family - (Apr-Jun) - Open, rocky slopes, canyons, banks of creeks, deserts, conifer forest - Shrub-small tree 2-16'. Leaves deciduous, toothed along outer half of blade.



CHRISTMAS BERRY / TOYON (*Heteromeles arbutifolia*) Native Perennial - Rose Family - ((May)Jun-Aug) - Chaparral, oak woodland, mixed-evergreen forest - Shrub-tree < 33' tall, evergreen. Leaf 2-4" long. Petals white, < 0.16" long. Fruit bright red.



OCEANSPRAY (*Holodiscus discolor* var. *discolor*) Native Perennial - Rose Family - (May-Aug) - Moist woodland edges, rocky slopes - Shrub 5-20' tall. Leaf blade 0.6-3.1" long, toothed at end. Flower cluster 0.8-10" long. Petals white, ~0.07" long.



SIERRA PLUM (*Prunus subcordata*) Native Perennial - Rose Family - (Mar-May) - Mixed-evergreen or conifer forest - Shrub < 10'. Leaf: stem 0.16-0.6", blade 1-2", elliptic to wide egg-shaped, base round heart-shaped, tip round. Petals 0.2-0.4" long, white.



WESTERN CHOKE CHERRY (*Prunus virginiana* var. *demissa*) Native Perennial - Rose Family - (May-Jun) - Rocky slopes, canyons, scrubland, oak/pine woodland - Shrub/tree < 20'. Leaf blade 1.2-4" long. Flowers 18+, petals white, 0.16-0.3" long.



CALIFORNIA BUCKEYE (*Aesculus californica*) Native Perennial - Soapberry Family - (May-Jun) - Dry slopes, canyons, borders of streams - Large shrub or tree 13-39' tall. 5-7 leaflets. Flowers white to pale rose. Large seeds toxic but edible after leaching out saponins.



COYOTE BRUSH (*Baccharis pilularis* subsp. *consanguinea*) Native Perennial - Sunflower Family - (Jul-Dec) - Coastal bluffs, woodland, grassland, disturbed sites, occ on serpentine - Shrub < 15' tall, brittle, common. Leaves gen 0.6-1.6" long.



MULE FAT (*Baccharis salicifolia* subsp. *salicifolia*) Native Perennial - Sunflower Family - (All year) - Riparian woodland, canyon bottoms, disturbed sites, often forming thickets - Shrub < 13' tall, often sticky. Leaves to 6" long, with 1-3 main veins.



SHINYLEAF OREGON-GRAPE (*Berberis pinnata* subsp. *pinnata*) Native Perennial - Barberry Family - (Feb-May) - Rocky slopes, conifer forest, oak woodland, chaparral - Shrub gen < 7'. Leaflets w/15-23 spiny teeth, spines < 0.1" long. Flowers yellow.



HOLLYLEAF REDBERRY (*Rhamnus ilicifolia*) Native Perennial - Buckthorn Family - (Mar-Jun) - Chaparral, montane forest - Shrub < 13' tall, evergreen w/stiff branches. Leaf blades 0.8-1.6" long, toothed. Fruits 0.2-0.3" wide, red.



CALIFORNIA BAY (*Umbellularia californica*) Native Perennial - Laurel Family - (Nov-May) - Common. Canyons, valleys, chaparral - Tree < 150' tall. Leaf 1.2-4", 0.6-1.2" wide, aromatic. Cluster of 5-10 small, yellow or yellow-green flowers. Fruit 0.8-1" diam.



BUSH MONKEYFLOWER (*Mimulus aurantiacus* var. *aurantiacus*) Native Perennial - Lopseed Family - (Mar-Jun) - Disturbed areas, coastal cliffs, canyon sides - Shrub 4-60". Flowers yellow, orange or red; 1-2.3" long; bract tube glabrous.



BIRCH-LEAF MOUNTAIN-MAHOGANY (*Cercocarpus betuloides* var. *betuloides*) Native Perennial - Rose Family - (Mar-May) - Dry, rocky slopes, chaparral - Shrub 3-10'. Leaf 0.4-1" long, end toothed. Flower 0.16-0.3" wide. Hairy fruit styles 2-3.5" long.



INTERIOR GOLDENBUSH (*Ericameria linearifolia*) Native Perennial - Sunflower Family - (Mar-May) - Dry slopes, valleys, foothill and desert woodland, saltbush and creosote-bush scrub - Shrub/subshrub, 16-60". Heads large, yellow, solitary; rays 0.3-0.8" long.



GOLDEN-YARROW (*Eriophyllum confertiflorum* var. *confertiflorum*) Native Perennial - Sunflower Family - (Apr–Aug) - Many dry habitats - Shrubby, 8-28" tall. Leaves 0.4-2" long, deeply 3-5 lobed. Flowers yellow; rays 4-6, 0.08-0.2" long; head bracts 4-7.



CALIFORNIA MATCHWEED (*Gutierrezia californica*) Native Perennial - Sunflower Family - (Jul–Nov) - Grassland, arid woodland and shrubland, serpentine - Stem 8-40" long, woody base. Leaf narrow, flat, <= 2" long. Ray flowers 4-13, 0.1-0.3" long.

