

10TH EFORT CONGRESS VIENNA, AUSTRIA 3 – 6 JUNE 2009

OFFICIAL PROGRAMME



Level -1: Rooms D, G, H, K, P
Level 0: Rooms E1, E2, F1, F2
Level 1: Rooms L, N, J



CONTENTS

WELCOME ADDRESS

Message from the President of EFORT	3
Message from the Chairman of the Local Organising Committee	4
Welcome Address from the Chairman of the Scientific Committee	5

OVERVIEW & HIGHLIGHTS

Colour guide per topic	7
------------------------	---

SESSION OVERVIEW & ABSTRACT INFORMATION

Symposia	9 – 10
Instructional course lecture	10 – 11
Controversial case discussion	12
ExMEx	12 – 13
Guest societies and other sessions	13 – 14
Satellite symposia	15 – 16
Free paper sessions	16 – 20
Number of abstracts by category	21
Number of abstracts by country	22
Abstract reviewers	23 – 24

WEDNESDAY 3 JUNE 09

Programme of the day	27 – 61
----------------------	---------

THURSDAY 4 JUNE 09

Programme of the day	63 – 95
----------------------	---------

FRIDAY 5 JUNE 09

Programme of the day	97 – 131
----------------------	----------

SATURDAY 6 JUNE 09

Programme of the day	133 – 152
----------------------	-----------

INDUSTRY & EXHIBITION

Industry partners of the 10 th EFORT Congress	155
Exhibition Floor Plans	156 – 157
Exhibitors List	159 – 160
Company descriptions and contact details	161 – 202

SOCIETIES

National Member Societies	205 – 206
Collaborating Speciality Societies and Affiliated Organisations with own Sessions	207

GENERAL CONGRESS INFORMATION

Social programme	209
About the host city	210
General congress information	211 – 213
City map	214
Public transportation map	215
Floor plans	216 – 217

ABOUT EFORT

EFORT Committees	219 – 220
About EFORT	221 – 222
EFORT Advanced Training Programme	223
EFORT Fora	224

E-POSTERS & INDEX

List of e-posters	225 – 331
Index of authors	332 – 361

MESSAGE FROM THE PRESIDENT OF EFORT



Karl-Göran Thorngren
EFORT President

Dear Colleagues,

This year we will all meet for the EFORT Congress in Vienna. In this capital of music we will enjoy a symphony of scientific, educational, social and cultural events. The EFORT Executive Committee and the local Austrian organisers are delighted to invite you to participate in the 10th EFORT Congress in Vienna from 3–6 June, 2009. In harmony with the musical theme of the Congress, a special note will be sounded by the fact that this is the 10th EFORT Congress. EFORT was founded in 1991 and its first Congress was held in Paris in 1993. After a number of years of biennial Congresses, EFORT now organises such events annually.

The scientific programme includes symposia and instructional lectures delivered by distinguished speakers from across Europe, as well as free papers, e-posters, workshops, industry symposia and technical exhibits. Furthermore, there will be controversial case discussions and pro and con sessions. Following on from Nice last year, we will also be holding ExMEx (Expert Meets Expert) sessions. These are half-day sessions covering a specific theme. We have continued to broaden our collaboration with the specialist organisations for the scientific programme. Along with the exhibition, this Congress format will cover the full range of contemporary orthopaedics and traumatology in Europe. The Congress will take place at the Austria Centre Vienna, which is well known for hosting large congresses. It is located in the eastern part of the city and easily accessible by a direct underground line from Vienna city centre. This is an excellent venue at which to exchange scientific knowledge, share experience and build awareness of future trends. Vienna is also well known for its lovely combination of pleasant atmosphere and cultural events.

On behalf of EFORT, and also personally, I would like to express my heartfelt thanks to the Chairman of the Local Organising Committee, Professor Karl Knahr, to our colleagues on the Local Organising Committee, as well as the whole of the Austrian Society of Orthopaedics and Orthopaedic Surgery. Special thanks to the Chairman of the Scientific Committee, Professor Pierre Hoffmeyer, who with the committee members has worked hard on the programme. Thanks also to the entire staff of the congress organiser, OIC, and of the EFORT Central Office in Zurich for their hard work and devotion. I look forward to seeing all you congress participants here in Vienna!

A handwritten signature in black ink, appearing to read 'Karl-Göran Thorngren'. The signature is fluid and cursive, with a large loop at the end.

Karl-Göran Thorngren
EFORT President

MESSAGE FROM THE CHAIRMAN OF THE LOCAL ORGANISING COMMITTEE



Karl Knahr
Chairman LO Vienna 2009

Dear Colleagues,

The success of this very special EFORT Congress – we celebrate our 10th anniversary event – rests on the high quality of the scientific programme, the support of and co-operation with industry, and finally the social programme, which will attract not only participants but also their partners.

The scientific programme covers a wide range of knowledge in the field of orthopaedics and traumatology. Major topics are current concepts in joint replacement, the surgical and non-surgical treatment of spine diseases, recent advances in the treatment of trauma in children and adults, and new biological concepts in orthopaedics and traumatology. Our new ExMEx sessions proved a great success during the last meeting in Nice and are therefore increased in number for the Vienna meeting. They cover traumatology in paediatrics, advances in spine surgery, osteoporotic fractures, treatment of sports trauma around the knee, and new tribological concepts in total hip arthroplasty.

Another of the meeting's goals is to promote the European Orthopaedic Board examination – EBOT – by offering a full-day course dedicated to this exam. This comprehensive orthopaedic review and refresher course has been introduced specifically for trainees and young residents. It will cover the full spectrum of orthopaedics and traumatology as a basis for their preparation for the examination.

Industry plays an important role in our meeting. We have scheduled over 20 industry lunch symposia that will appeal to all participants at the Congress. The Austria Centre provides a huge space for the industrial exhibition, giving exhibitors the opportunity to present all of their products to their best advantage for interested surgeons. I am sure that the industry exhibition will be a special highlight at this Congress.

The cultural highlights are to be found in the centre of Vienna. Within the central district, with almost everywhere within walking distance, you can admire the famous buildings around the "Ringstraße" – the Opera House, parliament, the famous Burgtheater, the Town Hall, the University of Vienna and many more. Of course, a tour in a "Fiaker" is another delightful option to visit famous places such as St. Stephen's Cathedral, Schönbrunn Palace or the Belvedere, with its wonderful collection of major works by Gustav Klimt and Egon Schiele. If you have enough time, a visit to the State Opera House shouldn't be missed.

The Executive Board, the Scientific and Local Organising Committees, and all members of staff at EFORT Central Office look forward to welcoming you to this anniversary Congress at the heart of Europe. Looking forward to seeing you in Vienna.

A handwritten signature in black ink, appearing to read 'K. Knahr', written in a cursive style.

Prof. Dr. K. Knahr
Chairman LO Vienna 2009

WELCOME ADDRESS FROM THE CHAIRMAN OF THE SCIENTIFIC COMMITTEE



Pierre Hoffmeyer
Chairman EFORT Scientific Committee

Dear Colleagues,

EFORT 2009 in Vienna – where it's all happening!

This tenth EFORT Congress will reunite orthopaedic surgeons from Europe and beyond, all on a quest for new knowledge drawn from contributions from the national and speciality societies that make up our vast orthopaedic network.

The Scientific Committee, along with the EFORT scientific advisors, have painstakingly reviewed and analysed over 3,500 abstracts. After some difficult decisions, less than twenty per cent of **Free Paper** submissions could be accepted as podium presentations. The **Poster** and **E-Poster** formulae will make much more of the valuable material that was submitted available to the orthopaedic community.

Many innovative training formats will be offered to participants in Vienna:

- **Experts meet Experts:** where presenters and experts meet eye to eye for in-depth and hands-on interaction.
- **Controversial Case Discussions:** confront the experts and their audience with hard questions, and find practice-oriented answers and solutions.
- **Symposia and Instructional Lectures:** over fifty sessions will convey the latest vital, need-to-know information necessary for modern-day practice.
- **Speciality Society Symposia:** more than twenty speciality societies will be contributing cutting-edge and specialised information.
- **Comprehensive Orthopaedic Review Course:** a novel teaching format allowing experienced surgeons to consolidate their knowledge and trainees to prepare successfully for board certification examinations.
- **Satellite Symposia:** industry-sponsored, with the latest "What's in the pipeline?" news.

A big **thank you** to all free paper presenters, scientific advisors, symposia organisers, speciality society contributors, instructional lecturers, case discussers and ExMEx participants for their tireless work and enthusiastic commitment. Your combined efforts have allowed the EFORT Scientific Committee and its devoted staff to put together this wide-ranging programme dedicated to the training of all orthopaedic surgeons!

We look forward to seeing you in Vienna. Servus!



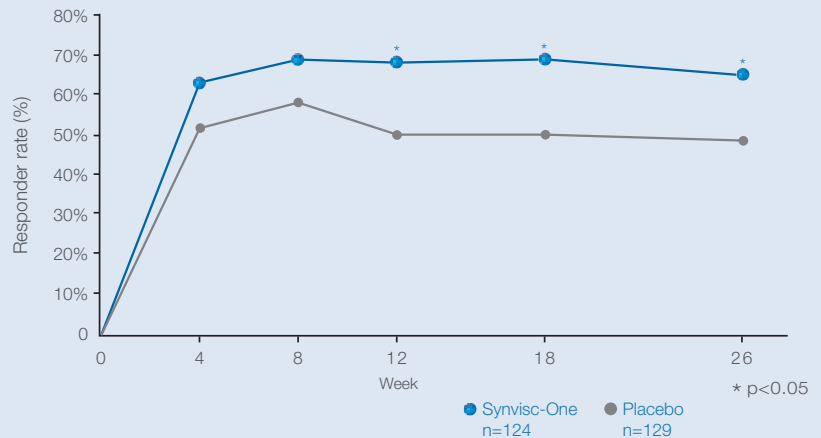
Pierre Hoffmeyer
Chairman EFORT Scientific Committee

NEW Synvisc-One, now available for OA knee pain



- Single intra-articular injection
- Delivers superior pain relief compared to saline control¹
- 71% of Synvisc-One patients were responders at week 18¹
- Low incidence of local side effects during first and repeat treatments^{1,2}

Sustained high response rates in WOMAC walking pain score[†]



† Response was defined as ≥ 1 category improvement in WOMAC walking pain score and no knee-related adverse events.

References:

1. Chevalier X *et al.* Poster presented at the Annual European Congress of Rheumatology; Barcelona, Spain; 13-16 June 2007.
2. Jerosch J *et al.* Poster presented at American Academy of Orthopaedic Surgeons 2008.

Authorised Representative: Genzyme Europe BV, Gooimeer 10, 1411 DD Naarden, The Netherlands

Genzyme® is a registered trademark, and Synvisc-One™ is a trademark of Genzyme Corporation.
©2008 Genzyme Corporation. All rights reserved.
0901EUSYAD01V1

genzyme
Biosurgery

SYNVISC ONE
HYLAN G-F 20

GENERAL ORTHOPAEDICS

LOWER LIMB

TRAUMA/POLYTRAUMA

SPINE

UPPER LIMB

PAEDIATRICS

11th EFORT Congress 2010

Abstract submission deadline:

15 September 2009

Early registration deadline:

31 January 2010

Pre-registration deadline:

10 May 2010



A combined congress with SECOT -
Sociedad Española de Cirugía Ortopédica y
Traumatología



EFORT/SECOT 2010

A combined congress / Congreso combinado | Madrid, Spain: 2 - 5 June

Congress highlights

Plenary sessions: Simultaneous translation in English / Spanish

- **Hip:** Any problems left?
- **Knee:** Modern trends
- **Trauma:** Quo vadis?
- **Shoulder/elbow:** Fix or replace?
- **Foot/ankle:** To fuse or not to fuse
- **Paediatrics:** Emerging challenges
- **Sports:** Biotechnology and performance
- **Hand and wrist:** New implants
- **Spine:** Is more better than less?
- **Treatment options osteoporosis:**
 - Role of orthopaedics
- **Basic Science:** Advancing therapeutics
- **Infection:** The ongoing struggle
- **Pain control/rehabilitation and nonsurgical management:** Progress and new modalities
- **Bone and joint tumours:** Current treatment options

info

More updates available on: www.efort.org/madrid2010

SYMPOSIA

Session Title	Organisers	Topic	Auditorium	Time
WEDNESDAY, 3 JUNE 2009				
Distally interlock femoral revision stem	Philippe Rosset, Patrice Mertl	Hip	Room N	09:00–10:30
Spondylodiscitis: Treatment options	Muharrem Yazici	Spine	Room H	10:30–12:00
THR tribology, materials vs. size: Costs/benefits?	Paolo Tranquilli Leali, Christina Doyle	Hip	Room F1	10:30–12:00
Femoral neck fracture in the young	Pierre Hoffmeyer, Masoud Norouzi	Hip	Room D	14:00–15:30
Amputations: Partial or not	Mathieu Assal	Foot/Ankle	Room K	15:00–16:30
Advances in Muskulo-skeletal MR	Siegfried Trattng	General Orthopaedics/ Complications	Room N	15:00–16:30
Failed THR II: Revision using modular implants	Mazhar Tokgozoglu	Hip	Room F1	17:00–18:30
Pelvic tumours	Reinhard Windhager	Bone and joint tumour	Room L	17:00–18:30
Shoulder arthroplasty	Christian Wurnig	Shoulder/Elbow	Room F2	17:00–18:30
Achilles tendon "State of the art"	Alfred Engel	Sports/Knee Soft Tissue	Room E1	17:00–18:30
THURSDAY, 4 JUNE 2009				
Modern tools of rehabilitation	Karsten Dreinhöfer	Pain control/Rehabilitation and non-surgical management	Room K	10:30–12:00
Osteonecrosis of the hip: Current approaches	Konstantinos Malizos	Hip	Room D	10:30–12:00
Patello-femoral arthrosis	Ferran Montserrat Ramon	Knee osseous	Room E1	10:30–12:00
Arthroscopic elbow surgery	François Kelberine	Shoulder/Elbow	Room E2	14:00–15:30
Benign bones lesions in children	André Kaelin	Paediatrics	Room N	15:00–16:30
Young adult: Osteotomy?	Roberto Giacometti Ceroni	Hip	Room D	15:00–16:30
The athlete with a knee arthrosis	Thomas Müllner	Knee osseous	Room E1	17:00–18:30
The failed shoulder prosthesis	Jochen Löhr	Shoulder/Elbow	Room E2	17:00–18:30
Plate or nail for tibia	Charles Court-Brown	Trauma/Polytrauma	Room F2	17:00–18:30
Joint preserving procedures in the young adult hip	Kjeld Soeballe	Hip	Room D	17:00–18:30

SESSION OVERVIEW

SYMPOSIA

Session Title	Organisers	Topic	Auditorium	Time
FRIDAY, 5 JUNE 2009				
The magnitude of the problem for the Orthopaedic Surgeon	Karsten Dreinhöfer, David Marsh	Osteoporosis	Room K	08:00–10:00
ACL repair	Dieter Kohn	Sports/Knee Soft Tissue	Room E2	14:00–15:30
Diabetic foot	Marino Delmi, Jan Willem Louwerens, Ian Winson	Foot/Ankle	Room E1	14:00–15:30
Fusion for the degenerated spine	Michael Ogon	Spine	Room F2	15:00–16:30
Allograft in sport medicine	René Verdonk	Sports/Knee Soft Tissue	Room E2	17:00–18:30
The Integrated operating room	Per Kjaersgaard-Andersen	General Orthopaedics/ Complications	Room F2	17:00–18:30

SATURDAY, 6 JUNE 2009

Vertebroplasty/kyphoplasty:				
State of the art	Guillem Salo	Spine	Room K	08:30–10:00
Computer aided surgery: Present and future application	Stefano Zaffagnini	General Orthopaedics/ Complications	Room E2	08:30–10:00
The emerging third world orthopaedics	Martin Salzer	General Orthopaedics/ Complications	Room D	10:00–11:30
Tumour prosthesis in children: Advances	Stephen Cannon	Paediatrics	Room F2	10:30–12:00
Tumours around the foot	Miklos Szendrői	Bone and joint tumour	Room F2	12:00–13:30

INSTRUCTIONAL LECTURES

Session Title	Lecturer	Topic	Auditorium	Time
WEDNESDAY, 3 JUNE 2009				
Ankle arthritis	Xavier Crevoisier	Foot/Ankle	Room E1	14:00–15:00
Cervical spine fracture	Jürgen Harms	Spine	Room K	14:00–15:00
Hip fractures registry	Karl-Göran Thorngren	Hip	Room D	15:30–16:30
Soft tissue balancing in primary knee arthroplasty	David Beverland	Sports/Knee Soft Tissue	Room E2	15:30–16:30
THR: Current approaches	Martin Krismer	Hip	Room F1	15:30–16:30

SESSION OVERVIEW

INSTRUCTIONAL LECTURES

Session Title	Lecturer	Topic	Auditorium	Time
THURSDAY, 4 JUNE 2009				
Damage control orthopaedics in a polytrauma patient	Hans-Christoph Pape	Trauma/Polytrauma	Room F2	08:00–09:00
Hallux rigidus: Arthroplasty or not?	Sandro Giannini	Foot/Ankle	Room E2	08:00–09:00
How to do a cemented arthroplasty	Eduardo Garcia Cimbrello	Hip	Room D	08:00–09:00
Distal radius fractures, current approaches				
Do we have the final solution?	Philippe Kopylov	Hand and wrist	Room K	08:00–09:00
How to do a cementless arthroplasty	Klaus-Peter Günther	Hip	Room D	09:00–10:00
Major contractures in children	Deborah Eastwood	Paediatrics	Room N	09:00–10:00
Revision TKR with bone loss	Karl Knahr, Josef Hochreiter	Knee osseous	Room E1	09:00–10:00
Club foot	Ernesto Ippolito	Paediatrics	Room N	14:00–15:00
The pilon fracture: Current techniques	Mathieu Assal	Foot/Ankle	Room F2	14:00–15:00
Fractures and nonunions of the clavicle	Patrick Simon	Trauma/Polytrauma	Room E2	15:30–16:30
Thromboprophylaxis after major orthopaedic surgery: State of the art	Alexander Turpie	General Orthopaedics/ Complications	Room E1	15:30–16:30
DDH: Diagnosis and treatment strategies	Reinhard Graf	Paediatrics	Room N	17:30–18:30
FRIDAY, 5 JUNE 2009				
Current status of arthroplasty register in Europe				
	Nikolaus Böhler	Hip	Room L	08:00–09:00
Dupuytren	Hanno Millesi	Hand and wrist	Room D	08:00–09:00
How to fix a proximal femur fracture	Vilmos Vecsei	Hip	Room F2	08:00–09:00
DRUJ	Panayoits Soucacos	Hand and wrist	Room D	09:00–10:00
SCFE	Rüdiger Krauspe	Paediatrics	Room N	09:00–10:00
Cartilage repair	Emmanuel Thienpont	General Orthopaedics/ Complications	Room F2	14:00–15:00
Proximal humerus fracture	Carlos Torrens Canovas	Shoulder/Elbow	Room J	15:00–16:00
Fracture dislocations around the elbow	Thierry Bégué	Shoulder/Elbow	Room F1	15:30–16:30
How to treat meniscus lesions	Olivier Charrois	Sports/Knee Soft Tissue	Room E2	15:30–16:30
SATURDAY, 6 JUNE 2009				
Bone tumour: Workup in 2009	Rainer Kotz	Bone and joint tumour	Room F2	08:30–09:30
Low Backpain: Strategies and management	Richard Eyb	Spine	Room K	10:00–11:00

SESSION OVERVIEW

CONTROVERSIAL CASE DISCUSSION

Session Title	Organisers	Topic	Auditorium	Time
WEDNESDAY, 3 JUNE 2009				
Complex shoulder arthroplasty	Dominique Gazielly, Jochen Löhr	Shoulder/Elbow	Room F2	10:30–12:00
Complex long bone trauma	Emanuel Gautier, Peter Giannoudis	Trauma/Polytrauma	Room K	17:00–18:30
Periprosthetic fractures	Wolfgang Pförringer, Thierry Bégué	Hip	Room F1	14:00–15:30

THURSDAY, 4 JUNE 2009

Paediatric cases (hip problems)	Manuel Cassiano Neves, Nicolas Clarke	Paediatrics	Room H	09:00–10:30
Revision hip cases	Klaus Siebenrock, Eduardo Garcia Cimbrello	Hip	Room H	10:30–12:00
Prosthetic infections	Mazhar Tokgozoglou	General Orthopaedics/ Complications	Room H	14:00–15:30
Foot problems	Marino Delmi, Ian Winson	Foot/Ankle	Room H	17:00–18:30

FRIDAY, 5 JUNE 2009

Difficult shoulder & elbow problems	Pierre Hoffmeyer, Roger Emery	Shoulder/Elbow	Room H	09:00–10:30
Fractures around the hip	Gilbert Taglang	Hip	Room H	10:30–12:00
The difficult sports knee	René Verdonk	Sports/Knee Soft Tissue	Room H	14:00–15:30
Spine problems	Enric Cáceres Palou	Spine	Room H	16:00–17:30

SATURDAY, 6 JUNE 2009

Acute and chronic TKR Infection	Philippe Neyret, Thomas Müllner	Knee osseous	Room H	8:30–10:00
---------------------------------	------------------------------------	--------------	--------	------------

EXMEX (Admission only if pre-registered)

Session Title	Organisers	Topic	Auditorium	Time
WEDNESDAY, 3 JUNE 2009				
ACL reconstruction: From basics to controversies	Jacques Menetrey, Maurilio Marcacci	Sports/Knee Soft Tissue	Room G	14:00–18:30
THURSDAY, 4 JUNE 2009				
The lumbar spine: Fixation or fusion or prosthetics	Rudolf Bertagnoli	Spine	Room G	08:00–12:30
Osteotomies around the knee	Ronald van Heerwaarden	Knee osseous	Room G	14:00–18:30

SESSION OVERVIEW

EXMEX (Admission only if pre-registered)

Session Title	Organisers	Topic	Auditorium	Time
FRIDAY, 5 JUNE 2009				
Paediatric diaphyseal fractures: Plaster, external fixation, plating or nailing?	Manuel Cassiano Neves, Franz Grill			
In collaboration with EPOS		Paediatrics	Room G	08:00–12:30
The fragility fractures	Wolfhart Puhl, Wolf Mutschler	Osteoporosis	Room G	14:00–18:30

SATURDAY, 6 JUNE 2009

Total hip arthroplasty: The ideal bearing surface	Karl Knahr	Hip	Room G	09:00–13:00
---	------------	-----	--------	-------------

GUEST SOCIETIES & OTHER SESSIONS

Session Title	Organisers	Society	Auditorium	Time
WEDNESDAY, 3 JUNE 2009				
Wrist disorders in (Osteo)Arthritis	Rob Nelissen	ERASS	Room E1	07:30–12:00
Fractures of the proximal femur	James P. Waddell	ARTOF	Room D	08:00–12:00
Free Paper Session	S.B.W. Vehmeijer, Mikel San Julian	EAMST	Room L	08:00–09:50
Difficult pelvic reconstructions	Davide Donati, Christian Delloye	EAMST	Room L	10:00–12:00
International Society Laser Assisted and Percutaneous Procedures in Spinal Surgery	Pier Paolo Menchetti	ISLASS	Room H	09:00–10:30
fOrTE Session	Dirk-Jan Hofstee	fOrTE	Room K	09:00–10:00
Guidelines, prevention and treatment of systemic thromboembolism in Orthopaedics	Lars Borris, Ola Dahl	ISTF	Room K	10:00–12:00
Science in Orthopaedic Nursing	Ami Hommel	Nurses	Room J	14:00–18:00
Update on Microsurgical Management of severe trauma to the limbs	Bruno Battiston	EFSM	Room E2	14:00–15:30
Multi-functional Biomaterials in orthopaedics	Paolo Tranquilli Leali, Elisabeth Tanner	ESB	Room N	14:00–15:00
THURSDAY, 4 JUNE 2009				
Periprosthetic fractures – Treatment Options	Pierre Hoffmeyer, Norbert Haas	AO Foundation	Room F2	10:30–12:00
Best THR after 75 years.				
Consensus conference	Jean Puget	SOFCOT	Room F2	15:00–16:30
Post Partum Pelvic Instability: An update	Peter Giannoudis	ESPA	Room H	15:30–16:30

SESSION OVERVIEW

GUEST SOCIETIES & OTHER SESSIONS

Session Title	Organisers	Society	Auditorium	Time
FRIDAY, 5 JUNE 2009				
Conjoint Meeting EBJIS & EHS	George Macheras, Eivind Witso	EHS & EBJIS	Room F1	17:00–18:30
Session 1 – Sports injuries around the ankle	Ian Winson	EFAS	Room E1	08:00–09:50
Session 2 – Advanced Flatfoot	Hakon Kofoed, Jan Willem Louwerens	EFAS	Room E1	10:10–11:50
Session 3 – What's new?	Yves Tourné, David Redfern	EFAS	Room E1	12:30–14:00
The ACL: From the cradle to the grave	Daniel Fritschy	ESSKA	Room E2	08:00–12:00
Value of literature in outcome measurement of Arthroplasty	Nikolaus Böhler, Gerold Labek	EAR	Room L	09:00–10:00
European Orthopaedic Research Society: Bone regenerative medicine	Enrique Gomez-Barrena, Klemens Trieb	EORS	Room F1	10:30–12:00
The Traumatized patient: Pathophysiology, bleeding, clotting and clinical outcome	Simon Frostick, Mehmet Kurtoglu	ISTF	Room J	12:00–14:00
New Trends in avascular necrosis of the femoral head	Francesco Santori	SIOT	Room F1	14:00–15:30
Postoperative infections – can we avoid them?!	Eivind Witso	EBJIS	Room L	14:00–18:30
Resurfacing Arthroplasty	Ian Learmonth	EHS	Room D	14:00–15:40
European Orthopaedic Paediatric Society	André Kaelin	EPOS	Room N	14:00–18:00
Pelvic hemorrhage	Pol Rommens	ESTES	Room J	14:00–15:00
New trends in Hip Arthroplasty	George Macheras	EHS	Room D	16:00–18:30
SATURDAY, 6 JUNE 2009				
Winter sports injuries	Jose Huylebroek	EFOST	Room E1	08:30–10:30
Shoulder in Sports	Burt Kos, Jose Huylebroek	EFOST	Room E1	11:00–13:00
Fractures of the proximal humerus	Markus Wambacher, Ralph Hertel	ESSSE/SECEC	Room N	08:30–13:30
HSR/BVOU Meeting	Karsten Dreinhöfer	HSR/BVOU	Room P	09:30–11:00
Complications following elective hip joint operations	Ola Dahl, Michael Rud Lassen	ISTF	Room L	10:00–11:00

SATELLITE SYMPOSIA

Session Title	Chairman	Industry	Auditorium	Time
WEDNESDAY, 3 JUNE 2009				
Latest innovations & development in Traumatology	Gilbert Taglang	Stryker SA	Room N	12:00–14:00
Biomet Symposium		BIOMET	Room L	12:00–14:00
Surgical site infection: Reducing the risk	Rudolf Ascherl	EUSA Pharma	Room K	12:00–14:00
Contemporary Cup Design – Re-think Your Options	Steve Jones	Smith & Nephew Orthopaedics AG	Room F1	12:00–14:00
Sigma® High Performance System	Richard D. Scott, Thomas S. Thornhill	DePuy International Ltd	Room E2	12:00–14:00
PLEOS Knee: CAS Workshop & Live Surgery	Philippe Neyret	Tornier	Room H	12:00–14:00
THURSDAY, 4 JUNE 2009				
Clot Prevention Now a Whole Lot Easier? The role of direct Factor Xa inhibition after elective hip and knee replacement surgery	Lars Borris, Wolfgang Klausner	Bayer Schering Pharma	Room K	12:00–14:00
Oxford Partial Knee Symposium		BIOMET	Room L	12:00–14:00
Thromboprophylaxis with no injections or monitoring: From clinical trials to daily practice – applying the evidence	Bengt Eriksson	Boehringer Ingelheim	Room F2	12:00–14:00
Naturae imitatio: Trabecular Titanium™	Roberto Giacometti Ceroni	LIMA	Room E2	12:00–14:00
New Solutions for Inverse Shoulder Arthroplasty	Thierry Joudet	Mathys Ltd Bettlach	Room H	12:00–14:00
Voyager Live C.A.S. Workshop	C. Castelli, M. Marcacci	SAMO	Room D	12:00–14:00
Knee Kinematic Reconstitution – The Science	Ate Wymenga	Smith & Nephew Orthopaedics AG	Room E1	12:00–14:00
Trauma & Reconstruction – Shoulder Joint Solutions	Kris De Mulder, Beat R. Simmen, Jörn Steinbeck	Smith & Nephew Orthopaedics AG	Room F1	12:00–14:00
Intramedullary Fixator: The new Angular Stable Solution	Hermann Bail, Michael Wagner	Synthes	Room N	12:00–14:00

SESSION OVERVIEW

SATELLITE SYMPOSIA

Session Title	Chairman	Industry	Auditorium	Time
FRIDAY, 5 JUNE 2009				
Signature™ Patient Specific TKR with the Vanguard System		BIOMET	Room L	12:00–14:00
Future Motion in Ceramic Bearing	Karl Knahr	CeramTec AG	Room N	12:00–14:00
The next generation of hip treatments for active patients: Femoral components and bearings		DePuy International Ltd	Room F2	12:00–14:00
Amis Live Surgery – Direct Transmission from the Medical University Vienna	Claudio Dora	Medacta International	Room D	12:00–14:00
New Technologies Workshop		SAMO	Room H	12:00–14:00
Solutions for the osteoporotic challenge in the Proximal Femur: The new Blade Concept	Stefaan Nijs, Christoph Sommer	Synthes	Room K	12:00–14:00
Cartilage Regeneration: Does the evidence confirm the expectations?	René Verdonk	Tigenix	Room E2	12:00–14:00
Fitmore – Inspired by Individual Anatomy		Zimmer	Room F1	12:00–14:00

FREE PAPER SESSIONS

Session Title	Moderators	Topic	Auditorium	Time
WEDNESDAY, 3 JUNE 2009				
Muscle and tendon	Johannes Kirchheimer, Soren Overgaard	Basic science	Room E2	07:30–08:30
Hip revision	Rui Cabral, Bernd Stöckl	Hip	Room N	07:30–09:00
Rotator cuff tear	Dominique Gazielly, Rainer Kluger	Shoulder/Elbow	Room F2	07:30–09:00
Arthrodesis	Sandro Giannini, Wolfgang Schneider	Foot/Ankle	Room K	07:30–09:00
Soft tissue and bone tumours	Adesegun Abudu, Martin Dominkus	Bone and joint tumour	Room G	08:00–10:00
Knee	Christian Fink, Soren Overgaard	Basic science	Room E2	08:30–09:30
Hip tribology	Christian Heisel, Karl Zweymüller	Hip	Room F1	09:00–10:30
Instability	Werner Anderl, Pierre Hoffmeyer	Shoulder/Elbow	Room F2	09:00–10:30
ACL reconstruction, ACL outcome, cartilage	Fredrik Almqvist, Stefan Nehrer	Sports/Knee Soft Tissue	Room E2	09:30–12:00

FREE PAPER SESSIONS

Session Title	Moderators	Topic	Auditorium	Time
WEDNESDAY, 3 JUNE 2009				
Tumour resection and reconstruction	Rudolfo Capanna, Rainer Kotz	Bone and joint tumour	Room G	10:00–12:00
Treatment advances: Outcomes	Karl Knahr, Martti Hämäläinen	General Orthopaedics/ Complications	Room N	10:30–12:00
Fractures upper limb	Andreas Platz, Herbert Resch	Trauma/Polytrauma	Room H	14:00–15:30
Humeral fractures	Vinzenz Auersperg, Stephen Copeland	Shoulder/Elbow	Room F2	14:00–15:00
Distal radius fracture	Christian Wurnig, Panayoits Soucacos	Hand and wrist	Room L	14:00–15:00
Achilles tendon	Milan Kokavec, Hans-Jörg Trnka	Foot/Ankle	Room E1	15:00–16:30
Shoulder miscellaneous	Franz Landsiedl, Angus Wallace	Shoulder/Elbow	Room F2	15:00–16:30
Fractures and trapeziometacarpal joint	Ariane Gerber Popp, Philippe Kopylov	Hand and wrist	Room L	15:00–16:30
Basic science miscellaneous	Andreas Kröner, Mazhar Tokgozoglu	Basic science	Room H	15:30–16:30
Meniscus repair	Ronald Dorotka, Fredrik Almqvist	Sports/Knee Soft Tissue	Room H	16:30–18:30
Hip fractures	Sune Larsson, Hans-Christoph Pape	Trauma/Polytrauma	Room D	17:00–18:30
Total knee arthroplasty	Nikolaus Böhler, Roberto Giacometti Ceroni	Knee osseous	Room E2	17:00–18:30
Techniques	Per Kjaersgaard-Andersen, Alfred Ungersböck	General Orthopaedics/ Complications	Room N	17:00–18:30
THURSDAY, 4 JUNE 2009				
Total knee arthroplasty orientation	David Déjour, Siegfried Hofmann	Knee osseous	Room E1	08:00–09:00
Hip resurfacing	Gerald Pflüger, Mazhar Tokgozoglu	Hip	Room F1	08:00–10:00
Patello femoral instability	Alfred Engel, Olivier Charrois	Sports/Knee Soft Tissue	Room L	08:00–09:00
Paediatrics: Deformity	Rudolf Ganger, Ernesto Ippolito	Paediatrics	Room N	08:00–09:00
Infections 2	Norbert Freund, Tomas Trc	Infection	Room H	08:00–09:00
Osteochondral lesion, heel pain	Peter Bock, Xavier Crevoisier	Foot/Ankle	Room E2	09:00–10:00
Hand-carpal tunnel syndrome	Richard Wallensten, Ariane Gerber Popp	Hand and wrist	Room K	9:00–10:00

SESSION OVERVIEW

FREE PAPER SESSIONS

Session Title	Moderators	Topic	Auditorium	Time
THURSDAY, 4 JUNE 2009				
Sports miscellaneous	Olivier Charrois, Christian Wurnig	Sports/Knee Soft Tissue	Room L	9:00–10:00
3 minutes: Lower limb trauma	Robin Peter, Michael Wagner	Trauma/Polytrauma	Room F2	09:00–10:00
Trauma miscellaneous	Sune Larsson, TBA	Trauma/Polytrauma	Room E2	10:30–12:00
3 minutes: Diagnostic, planning, technical treatments	Gerald Pflüger Gunnar Flivik	Hip	Room F1	10:30–11:30
Hip non-prosthetic procedures	Reinhard Graf, Ivan Udvarhelyi	Hip	Room L	10:30–12:00
Trauma	Steve Parsons, Domizio Suva	Foot/Ankle	Room N	10:30–12:00
Hip navigation	Alexander Giurea, Ivan Udvarhelyi	Hip	Room D	14:00–15:00
Knee replacement	Jean-Yves Jenny, Peter Verdonk	Knee osseous	Room E1	14:00–15:30
Long term results	Eduardo Garcia Cimbrello, Martin Krismer	Hip	Room F1	14:00–16:30
Lumbar spine surgery	Richard Eyb, Jörg Franke	Spine	Room K	14:00–15:30
Lower limb	Charles Court-Brown, TBA	Trauma/Polytrauma	Room L	14:00–15:30
Spine disc replacement	Tai Friesem, Michael Ogon	Spine	Room K	15:30–16:30
Infections miscellaneous	Norbert Freund, Eivind Witso	Infection	Room L	15:30–16:30
Foot	Tomas Epeldelgui, Martin Salzer	Paediatrics	Room N	16:30–17:30
Injury/vertebroplasty	Enric Cáceres Palou, Antonio Faundez	Spine	Room K	17:00–18:30
Infections	Tomas Trc, Bernd Stöckl	Infection	Room L	17:00–18:30
FRIDAY, 5 JUNE 2009				
Arthroplasty	Marino Delmi, Robert Siorpaes	Foot/Ankle	Room F1	08:00–09:00
Trauma	Nicolas Clarke, Rudolf Ganger	Paediatrics	Room N	08:00–09:00
Clinical assesment	Christian Bach, Guillem Salo	Spine	Room H	08:00–09:00
3 minutes: Lower limb trauma	Franz Landsiedl, Patrick Simon	Trauma/Polytrauma	Room J	08:00–09:00
3 minutes: Fractures and cartilage	Benny Dahl, Bernhard Frischhut	Basic science	Room F1	09:00–10:00

FREE PAPER SESSIONS

Session Title	Moderators	Topic	Auditorium	Time
FRIDAY, 5 JUNE 2009				
Hip miscellaneous	Florian Gottsauner-Wolf, Luigi Zagra	Hip	Room F2	9:00–10:00
Lower limb trauma	Mehdi Mousavi, Karl Benedetto	Trauma/Polytrauma	Room J	09:00–10:00
Diagnostic and treatment	Hanno Millesi	Hand and wrist	Room D	10:30–11:30
Hip wear	Gerald Pflüger, Peter Zenz	Hip	Room F2	10:30–12:00
Hip registry	Gerold Labek, Reinhard Windhager	Hip	Room L	10:30–12:00
Paediatric: Hip	Bjarne Moeller-Madsen, Rüdiger Krauspe	Paediatrics	Room N	10:30–12:00
Lower limb trauma	Harald Hertz, Jes Lauritzen	Trauma/Polytrauma	Room J	10:30–12:00
Osteoporosis	Gerold Holzer, Kristina Akesson	Osteoporosis	Room K	10:30–12:00
Operative management	Per Kjaersgaard-Andersen, Wolfgang Ramach	General Orthopaedics/ Complications	Room K	14:00–16:00
Osteoarthritis and diabetes	Karl-Heinz Kristen, Milan Kokavec	Foot/Ankle	Room E1	15:30–16:30
Venoustromboembolism	Erich Fellingner, Martti Hämäläinen	General Orthopaedics/ Complications	Room K	16:30–18:30
Lower limb trauma	Karl Benedetto, Patrick Simon	Trauma/Polytrauma	Room J	16:30–17:30
Forfoot	Milan Kokavec, Axel Wanivenhaus	Foot/Ankle	Room E1	17:00–18:30
Elbow	Alain Farron, Carlos Torrens Canovas	Shoulder/Elbow	Room F1	17:00–18:30
Scoliosis	Petra Krepler, Michael Ogon	Spine	Room H	17:30–18:30
SATURDAY, 6 JUNE 2009				
Hip fractures	Wolfram Steens, TBA	Trauma/Polytrauma	Room D	08:30–10:00
Hip revision	Michael Leunig, Kees Doets	Hip	Room F1	08:30–10:00
Hip	Martti Hämäläinen, Matthias Honl	Basic science	Room L	08:30–10:00
Tumour metastasis	Andreas Leithner, Miklos Szendrői	Bone and joint tumour	Room F2	09:30–10:30
Knee osseous miscellaneous	Dieter Kohn, Klemens Trieb	Knee osseous	Room E2	10:00–11:00
Migration and ingrowth	Christian Berger, Luca Marega	Hip	Room F1	10:00–11:30

SESSION OVERVIEW

FREE PAPER SESSIONS

Session Title	Moderators	Topic	Auditorium	Time
SATURDAY, 6 JUNE 2009				
DDH	Reinald Brunner, Helmar Stiegler	Paediatrics	Room H	10:00–11:00
Scoliosis 2	Robert Gross, Andreas Boger	Spine	Room K	11:00–12:30
Knee osseous miscellaneous 2	Nicolas Aigner, David Backstein	Knee osseous	Room E2	11:30–12:30
Pain control	Karsten Dreinhöfer, Martin Friedrich	Pain control/ Rehabilitation and non-surgical management	Room L	11:30–13:30
Paediatrics miscellaneous	Marek Napiontek, Walter Strobl	Paediatrics	Room H	11:30–13:30
Upper limb	Christian Fialka, TBA	Trauma/Polytrauma	Room D	12:00–13:30
Hip impingement	Michael Leunig, Christian Tschauner	Hip	Room F1	12:00–13:30
Unicompartmental knee	Klemens Trieb, Henri Migaud	Knee osseous	Room K	12:30–13:30

NUMBER OF ABSTRACTS BY CATEGORY	
Hip	644
Trauma/polytrauma	473
Knee osseous	320
Foot/ankle	262
Paediatrics	237
Sports/knee soft-tissue	216
Spine (including trauma)	211
Shoulder/elbow	211
Basic Science	208
General orthopaedics / Complications	205
Hand and wrist	145
Bone and joint tumours	133
Infection	106
Pain control/rehabilitation and non-surgical management	72
Osteoporosis	35
Total	3478

ABSTRACTS INFORMATION

NUMBER OF ABSTRACTS BY COUNTRY

United Kingdom	1169	33.6%
Italy	235	6.8%
Germany	228	6.6%
Greece	191	5.5%
Spain	182	5.2%
Austria	159	4.6%
Turkey	142	4.1%
France	99	2.8%
Switzerland	83	2.4%
Japan	82	2.4%
Romania	75	2.2%
Portugal	71	2.0%
Ireland	65	1.9%
United States	58	1.7%
Korea, Republic of	47	1.4%
Belgium	45	1.3%
Netherlands	41	1.2%
Australia	36	1.0%
Hungary	33	0.9%
Russian Federation	30	0.9%
Brazil	25	0.7%
Denmark	25	0.7%
India	23	0.7%
Sweden	23	0.7%
Serbia and Montenegro	21	0.6%
Poland	20	0.6%
Canada	20	0.6%
Czech Republic	19	0.5%
Bosnia and Herzegovina	18	0.5%
Iran, Islamic Republic of	18	0.5%
Croatia	17	0.5%
Slovenia	16	0.5%
Bulgaria	14	0.4%
Egypt	12	0.3%
Argentina	12	0.3%
Finland	11	0.3%
Israel	11	0.3%
Belarus	8	0.2%
Pakistan	8	0.2%
Afghanistan	7	0.2%

NUMBER OF ABSTRACTS BY COUNTRY

Lithuania	6	0.2%
Estonia	5	0.1%
Norway	5	0.1%
Taiwan	5	0.1%
Thailand	5	0.1%
Syrian Arab Republic	4	0.1%
Venezuela	4	0.1%
Singapore	4	0.1%
Saudi Arabia	4	0.1%
Chile	4	0.1%
Luxembourg	4	0.1%
Macedonia, the Former Yugoslav Republic of	4	0.1%
Albania	3	0.1%
South Africa	3	0.1%
Lebanon	3	0.1%
Moldova, Republic of	3	0.1%
Ukraine	3	0.1%
Malta	2	0.1%
Iceland	2	0.1%
Hong Kong	1	0.0%
Jordan	1	0.0%
Tunisia	1	0.0%
Kuwait	1	0.0%
Latvia	1	0.0%
Philippines	1	0.0%
	3478	100.0%

OUR THANKS ARE DUE TO ALL REVIEWERS WHO WILLINGLY GIVE OF THEIR EXPERTISE

Sajida Afzal	Martin Dominkus	Matthias Honl
Ahmet Alanay	Mahmut N. Doral	Henrik Husted
Jean-Noël Argenson	Frank Dowling	Denis Hutten
Rudolf Ascherl	Christina Doyle	José Huylebroek
Mathieu Assal	Karsten Dreinhöfer	Ivan Hvid
Bulent Attila	Benn Duus	Ernesto Ippolito
Vinzenz Auersperg	Deborah Eastwood	Jean-Yves Jenny
Christian Bach	Alfred Engel	André Kaelin
Athanasios Badekas	Volker Ewerbeck	Johannes Kirchheimer
Nicola Baldini	Richard Eyb	Per Kjaersgaard-Andersen
Thierry Bégué	Carlo Fabbriani	Wolfgang Klausner
Francesco Maria Benazzo	Antonio Faundez	Karl Knahr
Michael Benson	Luc Favard	Dieter Kohn
George Bentley	Nicomedes Fernández-Baillo	Philippe Kopylov
Christian Berger	John Fisher	Rainer Kotz
Rudolf Bertagnoli	John Fletcher	Rüdiger Krauspe
David Beverland	Christian Fontaine	Martin Krismer
Nikolaus Böhler	Martin Friedrich	Khai Lam
Stefano Boriani	Simon Frostick	Sten Larsen
Peter Bösch	Enrique Garay	Ian D. Learmonth
Laszlo Bucsi	Eduardo Garcia Cimbreló	Andreas Leithner
Enric Cáceres Palou	Christos Garnavos	Jean Philippe Lemaire
Gianfranco Canero	Dominique Gazielly	Jean-Paul Levai
Stephen Cannon	Peter Gebuhr	Ulf Liljenqvist
Manuel Cassiano Neves	Ismat Boutros Ghanem	Jochen Löhr
Pierre Paul Casteleyn	Roberto Giacometti Ceroni	Konstantinos Malizos
Olivier Charrois	Enrique Gomez-Barrena	Maurilio Marcacci
Nicolas Clark	Florian Gottsauner-Wolf	Luca Marega
Philippe Colombet	Rainhard Graf	Pier Paolo Mario Menchetti
Charles Court-Brown	Franz Grill	Jacques Menetrey
Xavier Crevoisier	Pierre Guigui	Henri Migaud
Edward Czerwinski	Klaus-Peter Günther	Jorge Mineiro
Benny Dahl	Martti Hämäläinen	Bjarne Moeller-Madsen
Ola Dahl	László Hangody	J.C. Monllau
Zoe Dailiana	Miroslav Haspl	Ferran Montserrat Ramon
David Dejour	Josef Hochreiter	Thomas Müllner
Dominique Della Santa	Pierre Hoffmeyer	José H. Neves
Marino Delmi	Siegfried Hofmann	Philippe Neyret
H.C. Doets	Ketil J. Holen	Masoud Norouzi

ABSTRACTS INFORMATION

OUR THANKS ARE DUE TO ALL REVIEWERS WHO WILLINGLY GIVE OF THEIR EXPERTISE

Michael Ogon	Marcus Tangelder
Svend Erik Ostgaard	Emanuel Thienpont
Soren Overgaard	Karl-Göran Thorngren
Ole Ovesen	Mazhar Tokgozoglu
Geaetano Pagnotta	Carlos Torrens Canovas
Hans-Christoph Pape	Paolo Tranquilli Leali
Martyn Parker	Klemens Trieb
José Paz Jimenez	Christian Tschauer
Ferran Pellisé	Ivan Udvarhelyi
Robin Peter	Victor Valderrabano
Harri K. Pihlajamäki	Philippe Valenti
Halit Pinar	Francis Van Glabbeek
Dominique Poitout	Vilmos Vecsei
Thomas K. Poulsen	Stephan Vehmeijer
Jean Puget	Jean-Pierre Vidalain
Manolo Ramirez	Kimmo Vihtonen
Manuel Ribas	Jean Marc Vital
Peter Ritschl	Gershon Volpin
Alexandre Rochwerger	Goetz Von Foerster
Pol Rommens	Christof Wagner
Camilla Ryge	Richard Wallensten
Bo Sanderhoff Olsen	Cornelius Wimmer
Hans-Peter Scharf	Rainhard Windhager
Wolfgang Schneider	Christian Wurnig
Henrik Schroeder	Muharrem Yazici
Gareth Scott	Stefano Zaffagnini
Eitan Segev	Luigi Zagra
Romain Seil	Ákos Zahár
Klaus Siebenrock	Peter Zenz
Rainer Siebold	
Patrick Simon	
Robert Smigielski	
Kjeld Soeballe	
Panayoits Soucacos	
Bernd Stöckl	
Roberto Streicher	
Olle Svensson	
Miklós Szendrői	
Jacques Tabutin	



70 | since
years | 1939

SparkUp!

Health in a NanoShell

36_{MM} HEADS FROM 48
40_{MM} HEADS FROM 52



SparkUp Your Mind!

WEDNESDAY 3 JUNE 09

Hour	Industry	Room D Level -1	Room E1 Level 0	Room E2 Level 0	Room F1 Level 0	Room F2 Level 0	Room K Level -1	Room L Level 1	Room N Level 1	Room H Level -1	Room G Level -1	Room J Level 1
7:30			Wrist disorders in (Osteo)Arthritis EMOSS Guest Session	Muscle and tendon Basic science Free Paper			Arthroplasty Foot/Ankle Free Paper	Free Paper session Difficult to take reconstructions EAMST Guest Session	Hip revision Hip Free Paper		Soft tissue and bone tumours Bone and joint tumour Free Paper	
8:00		Fractures of the proximal femur ARDF Guest Session	Knee Basic science Free Paper		Rotator cuff tear Shoulder/Elbow Free Paper							
8:30			ACL reconstruction, ACL outcome, cartilage Sports/Knee Soft Tissue Free Paper		Instability Shoulder/Elbow Free Paper		IO/TE – Federation of Orthopaedic Trauma in Europe Guest Session		Distally interlock femoral hip revision stem Hip Free Paper			
9:00					Hip tribology Hip Free Paper		Guidelines, prevention and treatment of systemic thrombocytopenia in orthopaedics ISTE Free Paper		Treatment advances: General Orthopaedics/Complications Free Paper			
9:30					THR tribology, materials vs size Costs/benefits? Hip Free Paper							
10:00					Contemporary Cup Design – Re-think Your Options SMITHNEPHEW Satellite Symposium							
10:30						Complex shoulder arthroplasty Shoulder/Elbow CCD						
11:00												
11:30												
12:00	Exhibition open											
12:30												
13:00												
13:30												
14:00												
14:30												
15:00												
15:30												
16:00												
16:30												
17:00												
17:30												
18:00												
18:30												

Opening ceremony & welcome cocktail (start: 18:45)

GENERAL ORTHOPAEDICS
 LOWER LIMB
 TRAUMA/ POLYTRAUMA
 SPINE
 UPPER LIMB
 PAEDIATRICS

07:30–08:30

Basic science

FREE PAPER	MUSCLE AND TENDON	ROOM E2
Moderators: Kirchheimer Johannes (Austria), Overgaard Soren (Denmark)		
F20	Effects of Floroquinolones on Tendon Healing Process Authors: Sener Ertugrul, Demir Tugcan, Esen Erdinc, Ozturk Akif, Take Gulnur Speaker: Sener Ertugrul	
F21	Immediate Local Transplantation of Mesenchymal Stem Cells after Severe Skeletal Muscle Injury Improves the Functional Outcome Comparable to Delayed Transplantation Authors: Winkler Tobias, Duda Georg, Matziolis Georg, Perka Carsten, Tohtz Stephan, Von Roth Philipp Speaker: Winkler Tobias	
F22	Autologous bone marrow transplantation for muscle improvement in traumatic brachial plexus injuries Results of a phase-1 clinical study Authors: Duijnisveld Bouke, Fibbe Willem, Hogendoorn Simone, Nelissen Rob, Stael Berend, Van Dijk Jan, Van Duinen Sjoerd Speaker: Duijnisveld Bouke	
F24	Apoptosis – the cause of Achilles tendinosis? Authors: Pearce Chris, Calder James, Nohadani Mahrokh Speaker: Pearce Chris	
F25	"Rotator cuff repair. An ex-vivo ovine biomechanical study." Authors: Bisbinas Ilias, Beslikas Theodoros, Christoforidis Ioannis, Hatzokos Ippokratis, Magnissalis Evangelos, Vavaletskos Stylianos Speaker: Bisbinas Ilias	

07:30–09:00

Shoulder/Elbow

FREE PAPER	ROTATOR CUFF TEAR	ROOM F2
Moderators: Gazielly Dominique (France), Kluger Rainer (Austria)		
F74	Evidence of hypoxic damage and programmed cell death in rotator cuff failure Authors: Benson Richard, Carr Andrew, Hulley Philippa, McDonnell Stephen, Rees Jonathan Speaker: Benson Richard	
F75	Arthroscopic repair of massive rotator cuff tear: results at 4 to 6 year follow-up Authors: Vitullo Andrea, Casavecchia Mauro, De Biase Carlo Felice, Imperio Fernando Speaker: Vitullo Andrea	
F76	Repair of Tears of the Subscapularis: Minimum Two Year Follow-up Results of 84 Cases Authors: Szabó István, Edwards Bradley, Mole Daniel, Neyton Lionel, Nove-Josserand Laurent, Walch Gilles Speaker: Szabó István	

07:30–09:00

F77	Assessment of subscapularis muscle function after reconstruction of isolated and combined subscapularis tendon tears – a MRI controlled study Authors: Bartl Christoph, Eichhorn Stefan, Holzapfel Konstantin, Imhoff Andreas, Salzman Gian, Senftl Monika, Seppel Gernot, Wörtler Klaus Speaker: Bartl Christoph
F78	Latissimus dorsi transfer for irreparable rotator cuff tear: Results about 24 cases Authors: Valenti Philippe, Kalouche Ibrahim, Kilinc Alexandre Speaker: Valenti Philippe
F79	Treatment of Rotator Cuff Rupture: Open Versus Arthroscopic Authors: Zettl Reinhard, Heinrich Martin, Ritschl Peter Speaker: Zettl Reinhard
F80	Reccurent tear after repairing a rotator cuff tear: Results after new surgery? 38 cases Authors: Valenti Philippe, Katz Denis, Kilinc Alexandre, Sauzières Philippe Speaker: Valenti Philippe
F81	Tuberoplasty: Advantages of reversed decompression. Three year follow-up results in 34 patients Authors: Verhelst Luk, Berghs Bart, Liekens Koen, Schepens Alexander, Vandekerckhove Pieter-Jan, Vanhoonacker Petrus Speaker: Verhelst Luk
F82	Outcome analysis of surgical intervention for rotator cuff disorders: A comparison of subjective and objective scoring tools Authors: Roslee Charline, Allom Richard, Arya Anand, Colegate-Stone Toby, Khokhar Ritesh, Latif Ahmed, Sinha Joydeep, Tavakkolizadeh Adel Speaker: Roslee Charline

Foot/Ankle

FREE PAPER	ARTHRODESIS	ROOM K
Moderators: Giannini Sandro (Italy), Schneider Wolfgang (Austria)		
F157	Reconstruction and primary fusion in the treatment of severe fractures of the calcaneus using the Vira® System Authors: López-Oliva Felipe, Forriol Francisco, Sanchez Tomas Speaker: López-Oliva Felipe	
F158	Change in BMI after mid-foot and hind-foot arthrodesis- A retrospective review of prospectively collected data Authors: Verma Rajeev, Brown Richard, Gardner Richard, Tayton Edward Speaker: Verma Rajeev	
F159	A review of fixation technique, union rate and complication rate in 97 consecutive tibiotocalcaneal fusions Authors: Perera Anthony, Lutz Michael, Mendoza Helguera Oscar, Myerson Mark Speaker: Perera Anthony	

07:30–09:00

F160	A single medial approach for arthrodesis of the hindfoot Authors: Knupp Markus, Bollinger Maja, Hintermann Beat, Schuh Reinhard, Stufkens Sjoerd Speaker: Schuh Reinhard
F161	Arthrodesis of the subtalar and talonavicular joints through a medial surgical approach: A series of 19 cases Authors: Philippot Remi, Besse Jean-Luc, Wegrzyn Julien Speaker: Philippot Remi
F162	Arthroscopic Ankle Arthrodesis Using a Headless Screw Fixation System Authors: Odutola Adekoyejo, Kelly Andrew, Sheridan Barnaby Speaker: Odutola Adekoyejo
F163	The anterior cannulated 2-screw arthrodesis of the ankle joint- a durable and stable solution Authors: Krifter Rolf Michael, Hochegger Markus, Ivanic Gerd, Jasser Bernd Speaker: Krifter Rolf Michael
F164	Mini Bone Block Distraction Subtalar Arthrodesis in the Management of Acquired Adult Flat Foot with Subtalar Arthritis: Evaluation of the Results at a Minimum 5 Years Follow-up Authors: Giannini Sandro, Cadossi Matteo, Cavallo Marco, Grandi Gianluca, Pagkrati Stavroula, Vannini Francesca Speaker: Giannini Sandro
F165	Arthrodesis of Inter-phalangeal joints of lesser toes using cannulated screw – a report of 21 cases Authors: Morapudi Syam, Barnes Keith, Mahmood Aatif, Ratnam Koppada Speaker: Morapudi Syam

Hip

FREE PAPER HIP REVISION ROOM N

Moderators: Cabral Rui (Portugal), Stöckl Bernd (Austria)

F56	Stress shielding in revision hip surgery using an extensively porous-coated stem Authors: Garcia-Cimbrelo Eduardo, Cruz-Pardos Ana, Garcia-Rey Eduardo Speaker: Garcia-Cimbrelo Eduardo
F57	Distal femoral stem/bone anchorage of a cementless revision total hip arthroplasty. Evaluation by using computer assisted tomography Authors: Weiss Rüdiger, Stark Andre Speaker: Weiss Rüdiger
F58	The cementless straight tapered SLR stem in revision hip surgery: Minimum 10-year results Authors: Steindl Martin, Brenner Matthias, Ritschl Peter, Zweymüller Karl Speaker: Steindl Martin
F59	Anatomic-specific proximal femoral allografts for bone stock reconstruction in revision hip arthroplasty Authors: Nusem Iulian, Morgan David Speaker: Nusem Iulian

07:30–09:00

F60	Proximal Femoral Allograft-Prosthesis Composites (APC) in Revision Hip Arthroplasty: An 11 years Follow-Up Study Authors: Babis George, Connor Mary, Hanssen Arlen, Sakellariou Vassilios, Sim Franklin Speaker: Sakellariou Vassilios
F61	Developments in Femoral Impaction Grafting at Revision Hip Replacement and Results using Radiostereometric Analysis Authors: Howie Donald, Callary Stuart, Kane Timothy, Mcgee Margaret, Pannach Susan, Russell Nick, Solomon Lucian, Stamenkov Roumen Speaker: Howie Donald
F62	Is removal and reinsertion of cemented femoral stems during revision hip arthroplasty a mechanically safe procedure? Authors: Gomes Luiz, Cervieri André, Griza Sandro, Strohaecker Telmo Speaker: Gomes Luiz
F63	Periprosthetic fractures after hip resurfacing arthroplasty. Retrieval morphological study Authors: Zustin Jozef, Amling Michael, Breer Stefan, Hahn Michael, Krause Matthias, Morlock Michael, Rütther Wolfgang, Sauter Guido, Von Domarus Christoph Speaker: Zustin Jozef
F64	Use of a non constrained tripolar implant for recurrent dislocation of THA. 59 cases at 8 years of follow up Authors: Leiber-Wackenheim Frederic, Brunschweiler Benoit, Gabrion Antoine, Havet Eric, Mertl Patrice Speaker: Leiber-Wackenheim Frederic

07:30–12:00

GUEST SESSION

ERASS



WRIST DISORDERS IN (OSTEO)ARTHRITIS

ROOM E1

Organiser: Nelissen Rob (Netherlands)

Anatomy of the Wrist / DRU joint

Speaker: Fontaine Christian (France)

Radiographic changes at the Wrist in OA and RA

Speaker: Borisch Nicola (Germany)

Wrist arthrodesis or/and prostheses

Speaker: Herren Daniel (Switzerland)

Conservative surgery to the wrist

Speaker: Kopylov Philippe (Sweden)

Tendontransfers around the wrist

Speaker: Herren Daniel (Switzerland)

07:30–12:00

Splinting and Handtherapy the postoperative regimen

Speaker: Van der Giesen Florus (Netherlands)

Case presentations with Plenary panel discussion

Speaker: Nelissen Rob (Netherlands)

08:00–12:00

GUEST SESSION

EAMST



FREE PAPER SESSION

ROOM L

Organisers: Vehmeijer S.B.W. (Netherlands), San Julian Mikel (Spain)

Opening of the programme

Speaker: Delloye Christian (Belgium)

Demineralized bone matrix: importance of immunological response on bone healing

Speaker: Dufrane D. (Belgium)

Composite double prosthesis in total knee reconstruction

Speaker: Capanna Rudolfo (Italy)

DIFFICULT PELVIC RECONSTRUCTIONS

ROOM L

Organisers: Donati Davide (Italy), Delloye Christian (France)

The Brussels experience

Speaker: Delloye Christian (Belgium)

The Bologna experience

Speaker: Donati Davide (Italy)

The Florence experience,

Speaker: Capanna Rudolfo (Italy)

The Leiden experience

Speaker: Taminiau Antonie (Netherlands)

The Pamplona experience

Speaker: San Julian Mikel (Spain)

The Graz Experience

Speaker: Windhager Reinhard (Austria)

Computer assisted osteotomy in pelvic reconstruction

Speaker: Docquier Pierre-Louis (Belgium)

Panel discussion with difficult cases

11.45–12.00

General assembly

08:00–10:00

Bone and joint tumour

FREE PAPER SOFT TISSUE AND BONE TUMOURS ROOM G

Moderators: Abudu Adesegun (UK), Dominkus Martin (Austria)

F116	Critical issues of biopsy in musculoskeletal oncology: Techniques, mistakes and hazards Authors: Ruggieri Pietro, Mercuri Mario Speaker: Mercuri Mario
F117	The EGFR Inhibitor Gefitinib Sensitizes Osteosarcoma Cells Against Anthracycline-Based Chemotherapy Authors: Sevelda Florian, Berger Walter, Dominkus Martin, Funovics Philipp, Kotz Rainer, Kubista Bernd, Micksche Michael Speaker: Sevelda Florian
F118	Intraoperative high dose rate brachytherapy (IOHDR) using flab technique for treatment of soft tissue sarcomas Authors: Rachbauer Franz, Krismer Martin, Stoeckl Bernd, Sztankay Arpad Speaker: Rachbauer Franz
F119	Survival rates of primary bone sarcomas in children: A 45 cases review Authors: Machado Rodrigues Luis, Balacó Inês, Lucas Marco, Matos Gabriel, Pombo Rafael Speaker: Machado Rodrigues Luis
F121	The local treatment of soft tissue sarcomas requiring bone resection Authors: Hiz Murat, Dervisoglu Sergulen, Ozyer Fatih, Tenekecioglu Yuksel, Unlu Mehmet, Ustundag Sinan Speaker: Hiz Murat
F122	Distal tibial replacement combined with ankle joint replacement for bone tumours of the distal tibia Authors: Sewell Matthew, Aston William, Briggs Timothy, Cannon Stephen, Hanna Sammy, Mcgrath Anthony, Parratt Michael, Spiegelberg Ben Speaker: Sewell Matthew
F123	Tumours of the foot Authors: Machacek Felix, Ritschl Peter, Schlerka Gerald Speaker: Schlerka Gerald
F124	A review of 40 cases of tumours of the calcenum: Scottish bone tumour registry Authors: Bansal Mohit, Bhagat Shaishav, Sharma Himanshu Speaker: Bansal Mohit
F125	Long term risk for receiving a total hip replacement in cancer patients. A linkage study between The Cancer Register of Norway and The Norwegian Arthroplasty Register Authors: Dybvik Eva, Fossa Sophie Dorothea, Furnes Ove, Lie Stein Atle, Trovik Clement Speaker: Dybvik Eva
F128	Pigmented Villonodular Synovitis (PVNS) of the knee-Imaging appearances and a review of management experience in the United Kingdom Authors: Haleem Shahnawaz, El-Zebdeh Mustafa, Kamalsekaran Senthil, Tabani Syed, Yeung Eric Speaker: Haleem Shahnawaz

08:00–12:00

GUEST SESSION

ARTOF

ASSOCIATION FOR THE MEDICAL TREATMENT OF FRACTURES

ARTOF

FRACTURES OF THE PROXIMAL FEMUR

ROOM D

Welcome Et Introduction

Speaker: Waddell James P. (Canada)

Overview

Speaker: Hallett Jeffrey (UK)

Femoral neck fractures: Internal fixation

Speaker: Waddell James P. (Canada)

Femoral neck fractures: Monopolar/Bipolar

Speaker: Patel A. D. (UK)

Femoral neck fractures: Total hip replacement

Speaker: Keating John (UK)

Femoral neck fractures: Management with associated femoral shaft fractures

Speaker: Ruecker Andreas (Germany)

Intertrochanteric Fractures: Classification

Speaker: Hallett Jeffrey (UK)

Intertrochanteric Fractures: Sliding plate fixation

Speaker: Biberthaler Peter (Germany)

Intertrochanteric Fractures: Nail fixation

Speaker: Ruecker Andreas (Germany)

Intertrochanteric Fractures: Arthroplasty

Speaker: Waddell James P. (Canada)

Intertrochanteric Fractures: Proximal femoral fractures in the emerging world

Speaker: Socrates Jose (Philippines)

Subtrochanteric Fractures: Plate fixation

Speaker: Biberthaler Peter (Germany)

Subtrochanteric Fractures: Nail fixation

Speaker: Dousa Pavel (Czech Republic)

Discussion

08:30–09:30

Basic science

FREE PAPER	KNEE	ROOM E2
Moderators: Fink Christian (Austria), Overgaard Soren (Denmark)		
F26	<p>Studies of contemporary polyethylenes in different total knee designs</p> <p>Authors: Utzschneider Sandra, Datz Jean-Christophe, Harrasser Norbert, Jansson Volkmar, Paulus Alexander, Plitz Wolfgang</p> <p>Speaker: Utzschneider Sandra</p>	
F27	<p>Validation of a Sit-Stand-Sit test as an orthopaedic outcome measure using Inertia based Motion Analysis</p> <p>Authors: Grimm Bernd, Heyligers Ide, Senden Rachel, Storcken Guus, Verlaan Loek</p> <p>Speaker: Heyligers Ide</p>	
F28	<p>The influence of ap-stability on Quadriceps Extension Force after TKA</p> <p>Authors: Heyse Thomas, Becher Christoph, Fuchs-Winkelmann Susanne, Hurschler Christof, Kron Nadine, Markus Schofer, Ostermeier Sven, Tibesku Carsten</p> <p>Speaker: Heyse Thomas</p>	
F29	<p>Ischaemic Preconditioning of skeletal muscle - effect in a knee arthroplasty population</p> <p>Authors: Murphy Terence, Doran Peter, Magill Paul, Mulhall Kevin, Walsh Pauline</p> <p>Speaker: Murphy Terence</p>	
F30	<p>Fracture load for periprosthetic tibial fractures in unicompartmental knee arthroplasty and the effect of sawing defects: An experimental cadaver study</p> <p>Authors: Seeger Jörn, Aldinger Peter, Bruckner Tom, Clarius Michael, Haas Daniela, Jäger Sebastian</p> <p>Speaker: Seeger Jörn</p>	
F31	<p>Effect of (monomer to polymer ratio) on mechanical and thermal characteristics of acrylic bone cement</p> <p>Authors: Dawoodi Aryan, Evans Sam</p> <p>Speaker: Dawoodi Aryan</p>	

09:00–10:00

GUEST SESSION

fOrTE



SESSION OF THE FEDERATION OF ORTHOPAEDIC TRAINEES IN EUROPE

ROOM K

Organiser: Hofstee Dirk-Jan (Netherlands)

Welcome

Speaker: Hofstee Dirk-Jan (Netherlands)

What is fOrTE today

Speaker: Hofstee Dirk-Jan (Netherlands)

Introduction of the new Board

Speaker: Hofstee Dirk-Jan (Netherlands)

fOrTE in the Future

Speaker: Janssen M.W.H.E (Netherlands)

Discussion

Speaker: Janssen M.W.H.E (Netherlands)

09:00–10:30

GUEST SESSION

ISLASS



INTERNATIONAL SOCIETY LASER ASSISTED AND PERCUTANEOUS PROCEDURES IN SPINAL SURGERY ROOM H

Organisers: Menchetti Pier Paolo (Italy), Bini Walter (Italy)

Percutaneous Procedures in Disc Herniation Treatment: Laser Discectomy CT – Scan guided. Three months and Long Term Results

Speaker: Menchetti Pier Paolo (Italy)

Percutaneous Procedures in Disc Herniation Treatment: Laser Discectomy Rationale. Literature overview and ISLASS protocol

Speaker: Canero Gianfranco (Italy)

Percutaneous Procedures in Disc Herniation Treatment: Disc-Fixx Endoscopic Treatment

Speaker: Hellinger S. (Germany)

Transforaminal Endoscopic approach in Lumbar Arthrodesis

Speaker: Tolgay S. (Turkey)

Radio Frequency Thermal Ablation in Chronic Pain Management

Speaker: Gauci C. (UK)

Stem Cells Transplantation in Spinal Cord Injuries

Speaker: Haberland N. (Germany)

Interspinous Spacers in Degenerative Lumbar Spinal Stenosis

Speaker: Monterumici Fabris (Italy)

09:00–10:30

Aperius™ Interspinous spacer vs open surgery in degenerative lumbar spinal stenosis. Retrospective multicentric experience

Speaker: Menchetti Pier Paolo (Italy)

Discussion

Hip

SYMPOSIUM DISTALLY INTERLOCK FEMORAL REVISION STEM **ROOM N**
Organisers: Rosset Philippe (France), Mertl Patrice (France)

Speaker: Mertl Patrice (France), Philippot Remi (France)

Hip

FREE PAPER HIP TRIBOLOGY **ROOM F1**
Moderators: Heisel Christian (Germany), Zweymüller Karl (Austria)

F65	The effect of image quality on digital wear measurement Authors: Grimm Bernd, Heyligers Ide, Renckens Martyna Speaker: Grimm Bernd
F66	Wear of XLPE Cups: The Importance of Wear Volume Calculation Author/Speaker: Derbyshire Brian
F67	Comparative study of polyethylene wear in THR: 28 mm diameter ceramic versus metallic head: a fifteen years result Author/Speaker: Descamps Stéphane
F68	Wear and tissue reaction in retrieved ceramic-on-ceramic THA Authors: Baldini Nicola, Ciapetti Gabriela, Giunti Armando, Savarino Lucia Speaker: Baldini Nicola
F69	Is the Lymphocyte Proliferation Response Increased In Patients with Pseudotumours Following Metal-on-metal Hip Resurfacings? Authors: Kwon Young-Min, Gill Harinderjit, Mclardy-Smith Peter, Monk Paul, Murray David, Ostlere Simon, Summer Burkhard, Thomas Peter Speaker: Murray David
F70	Seven to Ten Year Follow-Up of Highly Cross-linked Polyethylene Liners in Total Hip Arthroplasty Authors: Bragdon Charles, Burke Dennis, Ekeledo Adanma, Freiberg Andrew, Greene Meridith, Harris William, Malchau Henrik Speaker: Bragdon Charles
F71	Implant-related revision after primary total hip replacement in a randomized trial of articulation size Authors: Holubowycz Oksana, Howie Donald, Middleton Robert Speaker: Holubowycz Oksana



= Selected for Free Paper Award

09:00–10:30

- F72 Squeaking frequencies in ceramic-on-ceramic THP. Comparison of in-vivo and in vitro values
 Authors: Sariali Elhadi, Fisher John, Jin Zongmin, Stewart Todd
 Speaker: Sariali Elhadi
-
- F73 Wear and friction of a multi-bearing acetabular system
 Authors: Kamali Amir, Hussain Azad, Li Chenxi
 Speaker: Kamali Amir

Shoulder/Elbow

FREE PAPER	INSTABILITY	ROOM F2
Moderators: Anderl Werner (Austria), Hoffmeyer Pierre (Switzerland)		
F83	Glenoid and coracoid morphology with reference to the modified Latarjet procedure Authors: Cresswell Timothy, De Beer Joe, Dutoit , Gooding Benjamin, Sloan Roger Speaker: Gooding Benjamin	
F84	Bankart lesion associated to Buford Complex. Authors: Ranalletta Maximiliano, Bongiovanni Santiago, Guala Agustin, Lopez Ovenza Juan, Maignon Gaston Speaker: Ranalletta Maximiliano	
F85	Treatment of anterior habitual shoulder dislocation with hill-sacks lesion using rotational osteotomy of the humerus- long-term results Authors: Rutsky Alexander, Maslov Alexander Speaker: Maslov Alexander	
F86	Is there still a place today for neer's capsular shift repair in athlets with recurrent anterior shoulder dislocation Authors: Volpin Gershon, Daniel Moshe, Kaushanski Alexander, Lichtenstein Leonid, Shachar Ravid, Shtarker Haim Speaker: Volpin Gershon	
F89	Non-operative Management of Adhesive Capsulitis of the Shoulder: Oral Cortisone Application versus Intra-articular Cortisone Injections Authors: Lorbach Olaf, Anagnostakos Konstantinos, Kohn Dieter, Pape Dietrich, Scherf Cornelia Speaker: Lorbach Olaf	
F90	Calcification or bone formation? – Histologic features of Calcifying Tendinitis of the Shoulder Authors: Bartl Christoph, Bartl Reiner, Habermeyer Peter, Lichtenberg Sven, Magosch Petra Speaker: Bartl Christoph	
F91	Coding practice in shoulder arthroscopy; are we charging the right amount? Authors: Ho Kevin, Nwachukwu Ikechuwku, Srinivasan Radhakrishnan, Stanislas Mathias Speaker: Ho Kevin	

09:30–12:00

Sports / Knee Soft Tissue

FREE PAPER	ACL RECONSTRUCTION, ACL OUTCOME, CARTILAGE	ROOM E2
Moderators: Almqvist Fredrik (Belgium), Nehrer Stefan (Austria)		
F32	Endoscopic anterior cruciate reconstruction with hamstrings using the 'australian' technique: a prospective study Authors: Joshi Yogesh, Agrawal Yuvraj, Phaltankar Padman, Quah Conal Speaker: Quah Conal	
F33	Radiographic guided drilling of bony tibial tunnels for anchoring of meniscus transplants using percentage references Authors: Wilmes Philippe, Kohn Dieter, Lorbach Olaf, Seil Romain, Weth Christian Speaker: Wilmes Philippe	
F34	Is there a strong and sufficient bone bridge between the bone tunnels after double bundle anterior cruciate ligament reconstruction? A computed tomography study Authors: Hantes Michael, Basdekis Georgios, Karidakis Georgios, Liantis Athanasios, Malizos Konstantinos, Venouziou Aaron Speaker: Hantes Michael	
F35	ACL reconstruction: patellar tendon vs double bundle st/g. clinical, instrumental and radiographic prospective randomized comparative study at minimum follow up of 7 years Authors: Bruni Danilo, Giordano Giovanni, Marcacci Maurilio, Marcheggiani Muccioli Giulio, Russo Alessandro, Zaffagnini Stefano Speaker: Bruni Danilo	
F36	Radiographic analysis of bone tunnel position in anterior cruciate ligament reconstruction: Transtibial versus anteromedial drilling Authors: Dargel Jens, Koebe Jürgen, Mader Konrad, Pennig Dietmar, Schmidt-Wiethoff Rüdiger, Schneider Thomas Speaker: Dargel Jens	
F37	Do the pre-operative laxity values influence the final stability in ACL reconstructions? Authors: Bignozzi Simone, Lo Presti Mirco, Lopomo Nicola, Marcacci Maurilio, Zaffagnini Stefano Speaker: Zaffagnini Stefano	
F38	25 Years Later: Reliability, Validity and Responsiveness of Patient-Administered Lysholm Score and Tegner Activity Scale for Anterior Cruciate Ligament Injuries of the Knee Authors: Rodkey William, Briggs Karen, Lysholm Jack, Steadman , Tegner Yelverton Speaker: Lysholm Jack	
F39	ACL reconstruction or reinsertion in the adolescent: 10-year follow up Authors: Canata Gian Luigi Speaker: Canata Gian Luigi	
F40	Clinical outcome of ACL partial rupture. A retrospective study of 25 consecutive cases Authors: Trouillet Franck, Chouteau Julien, Fessy Michel-Henri, Moyen Bernard Speaker: Trouillet Franck	

09:30–12:00

- F41 A comparison of proprioceptive sensitivity of the knee following acl reconstruction using four strand hamstrings and bone patellar tendon bone autografts
Authors: Angoules Antonios, Balakatounis Konstantinos, Drakoulakis Emmanouel, Karzis Konstantinos, Michos Ioannis, Papagelopoulos Panayiotis
Speaker: Angoules Antonios
-
- F42 Autologous chondrocyte implantation (ACI-C) and matrix-carried autologous chondrocyte implantation (MACI) in the management of chondral and osteochondral defects of the knee: nine-year follow-up of a single centre prospective study
Authors: Bayliss Lee, Briggs Timothy, De Silva Kalum, Gikas Panos, Parratt Michael
Speaker: Parratt Michael
-
- F43 Matrix-coupled Autologous Chondrocyte-Transplantation versus Microfracturing as Therapy of Joint Cartilage Defects of the Knee Joint - Mid-term Results in a 3-year Follow-up
Authors: Fechner Alexander, Godolias Georgios, Meyer Oliver
Speaker: Fechner Alexander
-
- F44 Characterized Chondrocyte Implantation versus microfracture for the treatment of symptomatic cartilage defects of the kneeClinical results at 36 months follow-up
Authors: Bohnsack Michael, Almqvist Fredrik, Bellemans Johan, Luyten Frank, Saris Daniel, Vanlauwe Johan, Verdonk René, Victor Jan
Speaker: Bohnsack Michael
-
- F45 Cartilage regeneration in a scaffold-free high-density diffusion-culture
Authors: Mayer Susanne, Büttner Andreas, Jansson Volkmar, Mayer Wolfgang, Müller Peter, Schieker Matthias, Schiergens Tobias, Sievers Birte
Speaker: Mayer Susanne
-
- F46 Water jet cutting, an alternative method for cartilage surgery
Authors: Honl Matthias, Plytwana Tamara, Williams James, Wimmer Markus
Speaker: Honl Matthias
-

10:00–12:00

GUEST SESSION

ISTF



GUIDELINES, PREVENTION AND TREATMENT OF SYSTEMIC THROMBOEMBOLISM IN ORTHOPAEDICS ROOM K

International Guidelines, recommendations on thromboprophylaxis in Orthopaedics (ACCP, ICS, AAOS, NICE)

Speaker: Frostick Simon (UK)

Critical analysis on International guidelines on thromboprophylaxis in orthopaedics - The ongoing confusion

Speaker: Fletcher John

Chemical and mechanical thromboprophylaxis in orthopaedics - to whom: Initiation and duration

Speaker: Lassen Michael Rud (Denmark)

Ambulatory treatment of postoperative thromboembolism. A complication that can be handled by the surgeon? Benefits and drawbacks

Speaker: Kurtoglu Mehmet

Panel debate

Summary and bring home message

Bone and joint tumour

FREE PAPER TUMOUR RESECTION AND RECONSTRUCTION ROOM G

Moderators: Capanna Rudolfo (Italy), Kotz Rainer (Austria)

F129 Survival of the implants in primary and secondary reconstructions with GMRS® modular prostheses for the lower limb: complications, functional results and a comparative statistical analysis

Authors: Ruggieri Pietro, Calabrò Teresa, Mercuri Mario, Montalti Maurizio, Pala Elisa

Speaker: Ruggieri Pietro

F130 Incidence and Management of Hip Dislocation in the Modular Kotz Type Tumour Endoprosthesis of the Proximal Femur– A Retrospective Single Center Study in 190 Patients

Authors: Hofstaetter Jochen, Dominkus Martin, Funovics Philipp, Kotz Rainer, Puchner Stephan, Roessler Nicole

Speaker: Hofstaetter Jochen

F131 The use of stemmed acetabular cup prosthesis for pelvic bone tumours

Authors: Donati Davide, Colangeli Marco, De Paolis Massimiliano, Marchesini Reggiani Leonardo

Speaker: Donati Davide

F133 Prosthetic reconstruction of the humerus after resection of primary tumours: Experience of the Istituto Rizzoli in 277 cases

Authors: Ruggieri Pietro, Angelini Andrea, Calabrò Teresa, Mercuri Mario, Montalti Maurizio, Pala Elisa

Speaker: Ruggieri Pietro

10:00–12:00

F134	Osteosarcoma of the humerus – a single institution experience with 67 patients Authors: Funovics Philipp, Dominkus Martin, Kotz Rainer Speaker: Funovics Philipp
F135	Giant cell tumour of the distal radius - functional evaluation after en bloc resection Authors: Lovse Thomas, Glehr Mathias, Leithner Andreas, Maurer-Ertl Werner, Pechmann Michael, Windhager Reinhard Speaker: Lovse Thomas
F136	Knee extensor mechanism reconstruction in tumour surgery after isolated excision of extensor apparatus or extrarticular total knee resection Authors: Scocciati Guido, Beltrami Giovanni, Campanacci Domenico, Capanna Rodolfo, Comitini Vincenzo, Cuomo Pierluigi Speaker: Capanna Rodolfo
F137	Limb salvage surgery in malignant tumours of the foot Authors: Dominkus Martin, Abdolvahab Farshid, Funovics Philipp, Panotopoulos Joannis, Toma Cyril Speaker: Dominkus Martin
F138	Management of septic complications following modular endoprosthetic reconstruction of the proximal femur in cancer patients Authors: Hipfl Christian, Dominkus Martin, Funovics Philipp, Hofstaetter Jochen, Kotz Rainer Speaker: Hipfl Christian
F139	Acceptance of upper limb prostheses Authors: Drerup Burkhard, Wetz Hh, Wühr Juliane Speaker: Drerup Burkhard

10:30–12:00

Hip		
SYMPOSIUM	THR TRIBOLOGY, MATERIALS VS. SIZE: COSTS/BENEFITS?	ROOM F1
	Organisers: Tranquilli Leali Paolo (Italy), Doyle Christina (UK)	
	Latest generation bearings Speaker: Streicher Robert (Switzerland)	
	Developments and issues with PE Speaker: Gomez-Barrena Enrique (Spain)	
	Evolution of hard on hard bearings Speaker: Fisher John (UK)	
	Latest generation of tribological testing vs clinical data Speaker: Heisel Christian (Germany)	
	New solutions: New problems? Speaker: Tranquilli Leali Paolo (Italy)	

10:30–12:00

Spine

SYMPOSIUM	SPONDYLODISCITIS: TREATMENT OPTIONS	ROOM H
	Organiser: Yazici Muharrem (Turkey)	
	Do pediatric infections differ from adult infections? Speaker: Yazici Muharrem (Turkey)	
	Does Tb. spondylodiscitis differ from non-specific infections? Speaker: Alanay Ahmet (Turkey)	
	Can we manage anterior vertebral column infection from back? Speaker: Pellisé Ferran (Spain)	
	Can we use metallic implants in infected region? Speaker: Liljenqvist Ulf (Germany)	

Shoulder/Elbow

CCD	COMPLEX SHOULDER ARTHROPLASTY	ROOM F2
	Organisers: Gazielly Dominique (France), Löhner Jochen (Germany)	

Speakers: Wallace Angus (UK), Porcellini Giuseppe (Italy), Steinbeck Jörn (Germany)

General Orthopaedics / Complications

FREE PAPER	TREATMENT ADVANCES: OUTCOMES	ROOM N
	Moderators: Knahr Karl (Austria), Hämäläinen Martti (Finland)	
F181	A Decade of In-Hospital Fracture Mortality Review: An Analysis of 8700 patients Authors: Lim Chin Tat, Liu Gabriel, Shen Liang, Wong Hee Kit Speaker: Lim Chin Tat	
F182	Evaluation of Complexity Stratification System defining patient complexity in arthroplasty surgery Authors: Nordin Louise, Al-Arabi Yassir, Deo Sunny, Vargas-Prada S Speaker: Nordin Louise	
F183	The environmental impact of large joint arthroplasty Authors: Pavlou Paul, Gardiner Jonathan, Pili Daniel, Tayton Edward Speaker: Pavlou Paul	
F184	A proposal for standardization of documentation and reporting complications in orthopaedic surgical studies Authors: Audigé Laurent, Daigl-Cattaneo Monica, Goldhahn Jörg, Goldhahn Sabine, Hanson Beate Speaker: Audigé Laurent	

10:30–12:00

- F185 Prevalence of poor patient-reported outcomes after lower limb joint replacement
 Authors: Wylde Vikki, Blom Ashley, Dieppe Paul, Hewlett Sarah, Learmonth Ian
 Speaker: Wylde Vikki
-
- F186 A patient-centred pathway dramatically reduces length of stay and improves outcomes in primary joint replacement in a safe way
 Authors: Vingerhoeds Bart, Fick Dan, Middleton Robert, Olyslaegers Christof, Wainwright Tom
 Speaker: Vingerhoeds Bart
-
- F187 Improving clinical recovery after total knee arthroplasty: a randomised controlled study of prehabilitation using quadriceps muscle stimulation
 Authors: Walls Raymond, Mchugh Gavin, Moyna Niall, O'Byrne John
 Speaker: Walls Raymond
-
- F188 Single dose antibiotic prophylaxis for primary lower limb arthroplasty
 Authors: Gill Inder, Malviya Ajay, Muller Scott, Reed Mike
 Speaker: Gill Inder
-
- F189 The use of occlusive sterile sanitary napkin dressing in hip and knee replacement wounds
 Authors: Shetty Vijay
 Speaker: Shetty Vijay

12:00–14:00

SATELLITE SYMPOSIUM

DePuy International



SIGMA® HIGH PERFORMANCE SYSTEM

ROOM E2

Moderators: Scott Richard D. (USA), Thornhill Thomas S. (USA)

Sigma® High Performance Knee

- High Performance Knee Patient Selection
- Sigma® CR150 Design Rationale
- Sigma® CR150 Surgical Technique

Speakers: Scott Richard D. (USA), Thornhill Thomas S. (USA)

12:00–14:00

SATELLITE SYMPOSIUM

Smith & Nephew Orthopaedics AG



CONTEMPORARY CUP DESIGN – RE-THINK YOUR OPTIONS

ROOM F1

Moderator: Jones Steve (UK)

Think Big

Speaker: Jones Steve (UK)

A R3volutionary History

Speaker: Kelman David (USA)

The Answer is Black and White

Speaker: Kamali Amir (UK)

R3 - Platform for Advanced Bearings

Speaker: Remes Ville (Finland)

SATELLITE SYMPOSIUM

EUSA Pharma



SURGICAL SITE INFECTION: REDUCING THE RISK

ROOM K

Chairman: Ascherl Rudolf (Germany)

Welcome

Speaker: Ascherl Rudolf (Germany)

The case for preventing surgical site infection

Speaker: Ascherl Rudolf (Germany)

The real cost of surgical site infection

Speaker: Wilson Jennie (UK)

Reducing the risk: the importance of local antibiotic therapy

Speaker: Heppert Volkmar (Germany)

Reducing surgical site infection: A practical guide

Speaker: Minhas Hasnat (UK)

Summary and close

Speaker: Ascherl Rudolf (Germany)

WEDNESDAY
3 JUNE 09

WEDNESDAY
3 JUNE 09

12:00–14:00

SATELLITE SYMPOSIUM

Biomet



BIOMET SYMPOSIUM

ROOM L

The Development and Clinical Evaluation of a Vitamin E Stabilised Highly Crossed Linked Polyethylene - E-Poly

Speaker: Malchau Henrik (USA)

The Development and Clinical Evaluation of a New Porous Metal Construct - Regenerex

Speaker: Malchau Henrik (USA)

SATELLITE SYMPOSIUM

Stryker SA



LATEST INNOVATIONS & DEVELOPMENT IN TRAUMATOLOGY

ROOM N

Moderator: Taglang Gilbert (France)

SATELLITE SYMPOSIUM

Tornier



PLEOS KNEE: CAS WORKSHOP & LIVE SURGERY

ROOM H

Moderator: Neyret Philippe (France)

Speakers: Neyret Philippe (France), Duranthon Louis-Denis (France), Badet Roger (France), Donell Simon (UK)

14:00–15:00

GUEST SESSION

ESB



MULTI-FUNCTIONAL BIOMATERIALS IN ORTHOPAEDICS

ROOM N

Organisers: Tranquilli Leali Paolo (Italy), Tanner Elisabeth (UK)

Biomimetic Scaffolds for Tissue Regeneration

Speaker: Ambrosio Luigi (Italy)

Custom building composites for bone scaffolds

Speaker: Tanner Elisabeth (UK)

Foot/Ankle

IL

ANKLE ARTHRITIS

ROOM E1

Moderator: Assal Mathieu (Switzerland)

Lecturer: Crevoisier Xavier (Switzerland)

14:00–15:00

Spine

IL	CERVICAL SPINE FRACTURE	ROOM K
Moderator: Alanay Ahmet (Turkey)		
Lecturer: Harms Jürgen (Germany)		



Shoulder/Elbow

FREE PAPER	HUMERAL FRACTURES	ROOM F2
Moderators: Auersperg Vinzenz (Austria), Copeland Stephen (UK)		
F101	Biomechanical study of the tensions through tuberosity sutures placing hemiarthroplasty at different heights and versions in proximal humeral fractures Authors: Gines Alberto, Cáceres Palou Enric, Torrens Carlos Speaker: Gines Alberto	
F102	The impact of volume rendering three-dimensional computed tomography on the inter- and intraobserver reliability of the OTA/AO and Neer classifications in the assessment of proximal humerus fractures Authors: Brunner Alexander, Babst Reto, Honigmann Philipp, Treumann Thomas Speaker: Brunner Alexander	
F103	How accurately do commonly used Clinical Outcome Scoring Systems reflect the clinical outcome of patients with Proximal Humeral Fractures? Authors: Johnstone Alan, Christie Eva Speaker: Johnstone Alan	
F104	Influencing factors of primary tuberosity stability in trauma-arthroplasty of the shoulder Authors: Dietz Sven, Nijs Stefaan, Rommens Pol, Sternstein Werner Speaker: Dietz Sven	
F105	Reverse Shoulder Prosthesis: The Salvage Option After Proximal Humeral Fractures Treatment failure Authors: Porcellini Giuseppe, Campi Fabrizio, Lollino Nicola, Paladini Paolo, Pegreffo Francesco Speaker: Porcellini Giuseppe	
F106	The advantages of minimally invasive plate osteosynthesis (MIPO) by anterior approach in distal humeral shaft fractures Authors: Sirbu Paul, Asaftei Razvan, Barbieru Bogdan, Berea Grigore, Botez Paul, Carata Eugen, Petreus Tudor Speaker: Sirbu Paul	

Hand and wrist

FREE PAPER	DISTAL RADIUS FRACTURE	ROOM L
Moderators: Wurnig Christian (Austria), Soucacos Panayoits (Greece)		
F166	External Fixation versus Internal Fixation for Unstable Distal Radius Fractures: A Systematic Review and Meta-Analysis of Comparative Clinical Trials Authors: Wei David, Bhandari Mohit, Poolman Rudolf, Rosenwasser Melvin, Wolfe Valerie Speaker: Wei David	

14:00–15:00

- F167  Re-operation for metalwork complications following the use of volar locking plates for distal radius fractures; experience of a general trauma unit in UK
Authors: Sahu Ajay, Batra Sunil, Charalambos, Ravenscroft Matthew
Speaker: Sahu Ajay
-
- F168  Treatment of distal radius fractures due to high-energy injuries: a prospective randomised comparative study
Authors: Delgado Pedro, Abad Jose, Fuentes Adela, López-Oliva Felipe, Sanz Luis
Speaker: Sanz Luis
-
- F169 The use of digitised radiographs in determining the consistency of the AO and Frykman classifications of fractures of the distal radius
Authors: Mcgrath Anthony, Bartlett William, Kalson Nicholas, Katevu Kostiantyn, Lee Robert, Mcfadyen Iain, Parratt Timothy
Speaker: Mcgrath Anthony
-
- F170 Outcome Following Buried versus Exposed Kirschner Wiring of Distal Radius Fractures; A Randomised Controlled Trial
Authors: Murphy Martin, Flannery Olivia, Kenny Paddy, Keogh Peter, Lui Darren, Mc Hugh Gavin, O' Flanagan Shay, Orakzai Sajjad
Speaker: Murphy Martin
-
- F171 Distal Radial Fractures treated with Volar Locking Plates: Who does the operating and does it affect the outcome?
Authors: Johnstone Alan, Carnegie Carol
Speaker: Johnstone Alan

14:00–15:30

GUEST SESSION

EFSM



UPDATE ON MICROSURGICAL MANAGEMENT OF SEVERE TRAUMA TO THE LIMBS

ROOM E2

Organiser: Battiston Bruno (Italy)

What's new in replantations of amputated segments

Speaker: Tos Pierluigi (Italy)

Management of severe nerve trauma

Speakers: Millesi Hanno (Austria), Hierner Robert (Germany)

Rational selection and timing for coverage of complex loss of tissue

Speakers: Arnez Zoran (Slovenia), Portincasa Aurelio (Italy)

The bone gap: Small and large defects

Speaker: Innocenti M. (Italy), Malizos Konstantinos (Greece)



14:00–15:30

Hip

SYMPOSIUM FEMORAL NECK FRACTURE IN THE YOUNG ROOM D

Organisers: Hoffmeyer Pierre (Switzerland), Norouzi Masoud (Iran)

The vascular anatomy of the femoral head and neck

Speaker: Gautier Emanuel (Switzerland)

Stress fractures of the femoral neck

Speaker: Pihlajamäki Harri K. (Finland)

Primary osteosynthesis

Speaker: Hoffmeyer Pierre (Switzerland)

Non-union of femoral neck fractures

Speaker: Norouzi Masoud (Iran)

Hip

CCD PERIPROSTHETIC FRACTURES ROOM F1

Organisers: Pförringer Wolfgang (Germany), Bégué Thierry (France)

Speakers: Neugebauer Rainer (Germany), Haas Norbert (Germany), Ascherl Rudolf (Germany)

Trauma/Polytrauma

FREE PAPER FRACTURES UPPER LIMB ROOM H

Moderators: Platz Andreas (Switzerland), Resch Herbert (Austria)

F92 Biomechanical comparison of fixation techniques in midshaft clavicular fractures

Authors: Demirhan Mehmet, Atalar Atacan, Bilsel Kerem

Speaker: Bilsel Kerem

F93 Clavicle Fractures: A comparison of five classification systems and their relationship to treatment outcomes

Authors: Oneill Barry, Hirpara Kieran, Karr Kenneth, Mcgarr Caroline, O'Briain David

Speaker: Oneill Barry

F94 The use of digitised radiographs in determining the consistency of the AO and Neer classifications of fractures of the proximal humerus

Authors: Mcgrath Anthony, Bartlett William, Kalsen Nicholas, Katevu Kostiantyn, Lee Robert,

Mcfadyen Iain, Sewell Matthew, Torrie Alex

Speaker: Mcgrath Anthony

F95 The Modular prosthesis in acute fractures of the humeral head: Technique for anatomic reconstruction
Authors: Ciccarelli Michele, Cautiero Fabio, Giudice Gerardo, Russo Raffaele, Vernaglia Lombardi Luigi

Speaker: Russo Raffaele

14:00–15:30

F96	Outcome following Polarus nail for displaced surgical neck of humerus fractures: Has a change in implant design reduced hardware complications? Authors: Masud Saquib, Batra Sunil, Charalambos, Ravenscroft Matthew, Sahu Ajay, Warren-Smith Clive Speaker: Masud Saquib
F97	The Effect of Screw Position and Screw Number on the „Cutout“ behaviour of Modern Locked Implants in the Proximal Humerus - a Cadaver Study Authors: Erhardt Johannes, Kuster Markus, Stoffel Karl, Yates Pierce Speaker: Erhardt Johannes
F98	Salvage of the humeral head in the complex fractures: Surgical technique with a new device and preliminary reports Authors: Russo Raffaele, Cautiero Fabio, Ciccarelli Michele, Visconti Valeria Speaker: Russo Raffaele
F99	Results of conservative treatment in patients with Neer type III and IV proximal humerus fractures Authors: Yuksel Halil, Aksahin Ertugrul, Bicimoglu Ali, Celebi Levent, Muratli Hasan Hilmi, Yilmaz Serdar Speaker: Yuksel Halil
F100	The new FA.RE.S. (Fast-Reliable-Safe) method of reduction of the acute anterior dislocation of the shoulder. A prospective randomized comparative study Authors: Sayegh Fares, Kapetanos George, Kenanidis Eustathios, Kirkos John, Papavasiliou Kyriakos, Potoupnis Michael Speaker: Kenanidis Eustathios

14:00–18:00

GUEST SESSION

Nurses

NURSES	SCIENCE IN ORTHOPAEDIC NURSING	ROOM J
	Organiser: Hommel Ami (Sweden)	
	Introduction and presentation Speaker: Hommel Ami (Sweden)	
	Best practice for patients with hip fracture Speaker: Hommel Ami (Sweden)	
	Infection prophylaxis in the treatment by External Fixation Speaker: Dahl Anette W. (Sweden)	
	Nursing intervention by telephone support and counselling of patients aged 65 and over after total hip replacement improves health status: A randomised clinical trial Speaker: Hördam Britta (Denmark)	

14:00–18:00

Differences in health status of older people after total hip-replacement (THR) compared to population norms in Denmark

Speakers: Hördam Britta (Denmark), Pedersen Preben U. (Denmark)

Clinical guidelines – How can we link research to clinical practise?

Speaker: Pedersen Preben U. (Denmark)

An exploratory study of Maltese patients' perceptions of their preparation for Total Joint Replacement at the Pre-Admission Clinic

Speaker: Aquilina Reggie (Malta)

Perioperative nurses profession

Speaker: Fordell Merja (Finland)

EORNA-European Operating Room Nurses Association

Speaker: Higgins Caroline (Ireland)

Panel discussion

Speaker: Hommel Ami (Sweden)

14:00–18:30

Sports / Knee Soft Tissue

EXMEX	ACL RECONSTRUCTION: FROM BASICS TO CONTROVERSIES	ROOM G
	Organisers: Menetrey Jacques (Switzerland), Marcacci Maurilio (Italy)	

14:00–14:10 Introduction

Speaker: Menetrey Jacques (Switzerland)

14:10–14:30 Indication to ACL reconstruction

Speaker: Marcacci Maurilio (Italy)

14:30–14:50 Graft choice for ACL reconstruction: What are the evidences?

Speaker: Djian Patrick (France)

14:50–15:10 Tunnel positioning: How to achieve it properly?

Karlsson Jon (Sweden)

15:10–15:30 Graft fixation: Principles and techniques

Speaker: Fink Christian (Austria)

15:30–15:50 ACL reconstruction: Single or double bundles? A critical lecture

Speaker: Siebold Rainer (Germany)

15:50–16:00 Discussion

16:30–18:30 Controversial case discussion with participation of the audience

15:00–16:30

Foot/Ankle

SYMPOSIUM AMPUTATIONS: PARTIAL OR NOT ROOM K

Organiser: Assal Mathieu (Switzerland)

Biomechanical consequences of partial foot amputations

Speaker: Drerup Burkhardt (Germany)

Why I favor for partial foot amputations

Speaker: Wetz H.H. (Germany)

Why I do not favor for partial foot amputations

Speaker: Borens Olivier (Switzerland)

Controversial case presentations

Speaker: Assal Mathieu (Switzerland)

General Orthopaedics / Complications

SYMPOSIUM ADVANCES IN MUSKULO-SKELETAL MR ROOM N

Organiser: Trattnig Siegfried (Austria)

Advantages of high-field (3 Tesla and 7 Tesla) MR Imaging in the musculo-skeletal system

Speaker: Welsch Götz (Germany)

Biochemical (multiparametric) and biomechanical MR imaging of articular cartilage

Speaker: Glaser Christian (Germany)

Biochemical and biomechanical MR imaging of the intervertebral disc

Speaker: Trattnig Siegfried (Austria)

State of the art MR imaging of the impingement of the hip

Speaker: Mamisch Tallal Charles (Switzerland)

Foot/Ankle

FREE PAPER ACHILLES TENDON ROOM E1

Moderators: Kokavec Milan (Slovak Republic), Trnka Hans-Jörg (Austria)

F10 Instrument guided Repair Of Achilles Tendon -does it reduce post-Operative Morbidity?

Authors: Bhattacharyya Mayukh, Gerber Bruno

Speaker: Bhattacharyya Mayukh

F11 Does the knee flexion angle influence isometric plantarflexion moments after Achilles tendon repair?

Authors: Dargel Jens, Appell Hans-Joachim, Koebke Jürgen, Mader Konrad, Pennig Dietmar

Speaker: Dargel Jens

F12 Platelet concentrate does not improve the mechanical properties of a ruptured Achilles tendon:
A randomised study

Authors: Schepull Thorsten, Aspenberg Per, Berlin Gösta, Trinks Marie

Speaker: Schepull Thorsten

F13 Neglected and Chronic Achilles Tendon Rupture Reconstruction with Flexor Hallucis Longus Transfer

Authors: Wegrzyn Julien, Besse Jean-Luc, Philippot Rémi

Speaker: Wegrzyn Julien

15:00–16:30

F14	Results of repair of the acute achilles tendon rupture through different methods (an experimental study) Authors: Turk Cemil, Guney Ahmet, Halici Mehmet, Kafadar Ibrahim, Oner Mithat, Zumrut Murat Speaker: Halici Mehmet
F15	A cadaver study of the FHL and FDL tendons crossing - a contribution to neglected Achilles tendon rupture surgeries Authors: Hart Radek, Filan Peter Speaker: Hart Radek
F17	Percutaneous vs open" multiple longitudinal tenotomies" of the tendoachilis for the tendinopathy Authors: Maripuri Subramanyam, Davies Hywel, Kuruvalli Renuka Reddy, Mackie Ian, Nada Atif, Nadthwarwala Yogesh Speaker: Kuruvalli Renuka Reddy
F18	Endoscopic Calcaneoplasty (ECP) as a Surgical Treatment of Haglund's Syndrome Authors: Jerosch Jörg, Nasef Mohamed, Schunck Jochem Speaker: Jerosch Jörg
F19	Effect of coblation treatment on tendon degeneration Authors: Gunes Taner, Bostan Bora, Erdem Mehmet, Koseoglu Resid Dogan, Sahin Seyyid Ahmet, Sen Cengiz Speaker: Gunes Taner

Shoulder/Elbow

FREE PAPER	SHOULDER MISCELLANEOUS	ROOM F2
Moderators: Landsiedl Franz (Austria), Wallace Angus (UK)		
F107	Glenoid component loosening in total shoulder arthroplasty. Interest of a new metal-backed component devoted to revision surgery Authors: Sauzières Philippe, Katz Denis, Valenti Philippe Speaker: Sauzières Philippe	
F108	Single Stage Bilateral Total Shoulder Arthroplasty Authors: Paspiliopoulos Athanasios Speaker: Paspiliopoulos Athanasios	
F109	One-stage Revision for Infected Reverse Total Shoulder Arthroplasty Authors: Beekman Pieter, Berghs Bart, De Wilde Lieven, Karelse Anne, Katusic Dragana Speaker: Beekman Pieter	
F110	Anchor design influences the pull-out strength of knotless suture anchors for rotator cuff repair in correlation with bone mineral density of the greater tubercle of the humerus Authors: Müller Peter, Gülecyüz Mehmet, Jansson Volkmar, Lüderwald Sybille, Pietschmann Matthias Speaker: Pietschmann Matthias	

15:00–16:30

F112	Pain management following shoulder arthroscopy using the baxter elastomeric continuous infusion pump Authors: Morgan Samer, Awolumat Olugbenga, Bolton-Maggs Ben, McClements David Speaker: Morgan Samer
F114	Arthroscopic Tenotomy of the Long Head of the Biceps in the Treatment of Rotator Cuff Tears. Clinical and Radiographic Results of 307 Cases Authors: Szabó István, Edwards Bradley, Neyton Lionel, Nove-Josserand Laurent, Walch Gilles Speaker: Szabó István
F115	Is cross-match necessary before shoulder surgery? Authors: Khan Yasir, Halaby Rafat, Harrington Paul, McGill Paul Speaker: McGill Paul

Hand and wrist

FREE PAPER	FRACTURES AND TRAPEZIOMETACARPAL JOINT	ROOM L
	Moderators: Gerber Popp Ariane (Switzerland), Kopylov Philippe (Sweden)	
F172	The demand of phalangeal injuries on provision of a tertiary level hand injury service and an observation of injury patterns Authors: Agrawal Yuvraj, Choudhury Muhammed, Southern Stephen Speaker: Agrawal Yuvraj	
F173	Short term results of Giddins frame application in management of comminuted intra-articular base of phalanx fractures and literature review Authors: Mansha Muhammad, Miranda Sanjay Speaker: Mansha Muhammad	
F174	A non vascularised Bone Cartilage graft, the Hemi-Hamate Autograft in Treatment of Unstable PIP Fracture –Dislocation. Long Term Follow-up Authors: Kopylov Philippe, Abramo Tony, Afendras Gerasimos, Tägil Magnus Speaker: Kopylov Philippe	
F175	Management of 5th Metacarpal Fractures: A survey of current practice among upper limb surgeons in United Kingdom Authors: Sahu Ajay, Batra Sunil, Butt Usman, Ghazal Louy, Gujral Sarabjeet, Srinivasan Makaram Speaker: Ghazal Louy	
F176	Trapeziectomy with ligament reconstruction tendon interposition for Carpo-metacarpal arthritis of thumb: Results of a single surgeon series in district general hospital Authors: Bansal Mohit, Bhagat Shaishav, Ghosh Sabhyasachi, Shah Bhavik Speaker: Bansal Mohit	
F177	Clinical and radiological results after trapeziectomy with extensor carpi radialis longus suspension: A five to ten years follow up Authors: Thomas Eva, Engel Alfred, Grabmeier Georg Speaker: Thomas Eva	

15:00–16:30

F178	Surface Replacement Trapeziometacarpal Joint Arthroplasty – Early results Authors: Nisar Aamer, Chakrabarti Indranil, Pendse Anirudha, Shah Zahid Speaker: Nisar Aamer
F179	Methodology for the analysis of outcomes in the roseland prosthesis for the treatment of osteoarthritis Authors: Aparicio-García Pilar, Aguilera Laura, Izquierdo-Corres Oscar, Soler-Minoves Jose Maria, Torrededia-del-Rio Laura Speaker: Aparicio-García Pilar
F180	Intramedullary Nailing vs. Palmar Locked Plating for Unstable Dorsally Comminuted Distal Radius Fractures – A Biomechanical Study Authors: Burkhart Klaus, Gradl Georg, Klitscher Daniela, Mehler Dorothe, Mehling Isabella, Müller Lars, Nowak Tobias, Rommens Pol Speaker: Burkhart Klaus

15:30–16:30

Hip		
IL	HIP FRACTURES REGISTRY Moderator: Poitout Dominique (France) Lecturer: Thorngren Karl-Göran (Sweden)	ROOM D
Sports / Knee Soft Tissue		
IL	SOFT TISSUE BALANCING IN PRIMARY KNEE ARTHROPLASTY Moderator: Segesser Bernhard (Switzerland) Lecturer: Beverland David (Ireland)	ROOM E2
Hip		
IL	THR: CURRENT APPROACHES Moderator: Giacometti Ceroni Roberto (Italy) Lecturer: Krismer Martin (Austria)	ROOM F1
Basic science		
FREE PAPER	BASIC SCIENCE MISCELLANEOUS Moderators: Kröner Andreas (Austria), Tokgozoglu Mazhar (Turkey)	ROOM H
F140	The role of the antioxidants ascorbic acid and n-acetylcysteine in the attenuation of ischaemia reperfusion injury in a human clinical model Authors: O'Briain David, Kearns Stephen, Kelly John, Kerin Michael Speaker: O'Briain David	
F142	Why Insulin Saves Lives In The ICU Authors: Lui Darren, Bouchier Hayes David, Condron Claire Speaker: Lui Darren	

15:30–16:30

- F143 Bone morphogenetic protein mRNA expression in human periosteum
Authors: Chassanidis Christos, Dailiana Zoe, Kollia Panagoula, Koromila Theodora, Malizos Konstantinos, Samara Stavroula, Varitimidis Sokratis
Speaker: Chassanidis Christos
-
- F144 Effect of sub-inhibitory concentration of Povidone-iodine(Betadine) on Ica ADBC operon encoded Staphylococcal biofilm-mediated prosthetic infections
Authors: Oduwole Kayode, Chukwuyerenwa Kingsley, Gara Jim, Glynn Aaron, Mccormack Damian, Molony Diarmuid, Murray David
Speaker: Oduwole Kayode
-
- F145 Ultimate failure and clinical failure of two arthroscopic knots – Samsung Medical Centre versus Secure Arthroscopic Knot
Authors: Klobucar Hrvoje, Bosiljkov Tomislav, Cicak Nikola, Trkulja Branko, Trsek Denis
Speaker: Klobucar Hrvoje

16:30–18:30

Sports / Knee Soft Tissue

FREE PAPER	MENISCUS REPAIR	ROOM H
Moderators: Dorotka Ronald (Austria), Almqvist Fredrik (Italy)		
F126	One to Two Year Results with a Lateral Collagen Meniscus Implant Authors: Zaffagnini Stefano, Berbig Roger, Bulgheroni Paolo, Crespo Ricardo, Holsten Dirk, Lagae Koen Carl, Marcacci Maurilio, Monllau Juan Carlos Speaker: Zaffagnini Stefano	
F146	Improvements in Function and Activity Levels after Partial Meniscectomy Are Influenced by Specific Factors Authors: Rodkey William, Briggs Karen Speaker: Briggs Karen	
F147	Survivorship of Collagen Meniscus Implants (CMI) Compared to Meniscectomy Only: A 5-Year Analysis in Chronic Knee Patients Authors: Rodkey William, Briggs Karen, Steadman Speaker: Rodkey William	
F148	Six-Year Results of Collagen Meniscus Implants (CMI) Emphasizing Location and Amount of Meniscus Remaining Authors: Rodkey William, Briggs Karen, Steadman Speaker: Rodkey William	
F149	Factors Associated with Failure of Meniscus Suture Repair Authors: Rodkey William, Briggs Karen Speaker: Briggs Karen	



16:30–18:30

F150	Inertia based motion analysis to support the diagnosis of meniscal tears in patients indicated for knee arthroscopy Authors: Verlaan Loek, Grimm Bernd, Heyligers Ide, Senden Rachel Speaker: Grimm Bernd
F151	Meniscal suture in the context of tibial plateau fractures has a good prognosis. A review of 16 cases Authors: Ruiz-Iban Miguel, Cebreiro Martinez Del Val Ignacio, Comellas Melero Nerea, Del Cura Varas Maria, Díaz Heredia Jorge, González Lizán Fausto, Jimenez Daniel, Moros Marco Santos Speaker: Moros Marco Santos
F152	Key Factors to Long Term Success in Meniscal Repair: a 6-Year Follow-up Study Authors: Tengrootenhuysen Mike, Meermans Geert, Pittoors Kathleen, Van Damme Geert, Victor Jan Speaker: Tengrootenhuysen Mike
F153	Dynamic contrast-enhanced magnetic resonance imaging findings following implantation of a novel meniscus scaffold Authors: Huisse Wouter, Verdonk Peter, Verdonk René Speaker: Verdonk René
F154	Lateral meniscal allograft transplantation: Mid-term results of 28 cases Authors: Boisrenoult Philippe, Beaufils Philippe, Bouchard Antoine, Charrois Olivier, Hardy Philippe, Neyret Philippe, Pujol Nicolas, Robert Henri, Servien Elvire Speaker: Bouchard Antoine
F155	Tissue regeneration, maturation and integration following meniscal repair with a novel polyurethane meniscus scaffold in humans Authors: Verdonk Peter, Forsyth Ramses, Verdonk René Speaker: Verdonk Peter
F156	Short Term Clinical outcome after implantation a novel meniscus scaffold in patients with meniscal tear or meniscal loss Authors: Verdonk René, Verdonk Peter Speaker: Verdonk René

17:00–18:30

Sports / Knee Soft Tissue

SYMPOSIUM ACHILLES TENDON "STATE OF THE ART"

ROOM E1

Organiser: Engel Alfred (Austria)

Speakers: Segesser Bernhard (Switzerland), Smigielski Robert (Poland), Gösele-Koppenberg Andreas (Germany)

17:00–18:30

Hip

SYMPOSIUM FAILED THR II: REVISION USING MODULAR IMPLANTS ROOM F1

Organiser: Tokgozolu Mazhar (Turkey)

Clinical Experience with the modular MP Revision Hip System

Speaker: Klauser Wolfgang (Germany)

Long term experience with proximal fixation in femoral revision

Speaker: Marega Luca (Italy)

Clinical Experience with Modular and Interlocked Stems

Speaker: Vidalain Jean-Pierre (France)

Shoulder/Elbow

SYMPOSIUM SHOULDER ARTHROPLASTY ROOM F2

Organiser: Wurnig Christian (Austria)

Surface replacement arthroplasty of the shoulder for arthritis

Speaker: Copeland Stephen (UK)

Prosthetic replacement in chronic humeral head fracture

Speaker: Resch Herbert (Austria)

Bone and joint tumour

SYMPOSIUM PELVIC TUMOURS ROOM L

Organiser: Windhager Reinhard (Austria)

Pelvic tumours still challenge?

Speaker: Windhager Reinhard (Austria)

Reconstruction after primary malignant tumours pelvic prostheses

Speaker: Abudu Adesegun (UK)

Alograft reconstruction

Speaker: Donati Davide (Italy)

Hip transposition

Speaker: Gosheger Georg (Germany)

Pelvic metastases: Surgical treatment and alternatives

Speaker: Capanna Rudolfo (Italy)

Trauma/Polytrauma

CCD COMPLEX LONG BONE TRAUMA ROOM K

Organisers: Gautier Emanuel (Switzerland), Giannoudis Peter (UK)

Speakers: Platz Andreas (Switzerland), Borens Olivier (Switzerland)

17:00–18:30

Trauma/Polytrauma

FREE PAPER	HIP FRACTURES	ROOM D
Moderators: Larsson Sune (Sweden), Pape Hans-Christoph (Germany)		
F1	Effect of Surgical Approach on Vastus Lateralis Function after Operative Fixation of Fractured Neck of Femur Authors: Cairns David, Mallik Arup, Mann Cameron, Meek Dominic, Patil Sanjeev, Reece Anthony Speaker: Cairns David	
F2	Internal fixation or arthroplasty for displaced intracapsular fractures in the elderly; a long-term follow-up of a randomised controlled trial Authors: Mcnamara Iain, Parker Martyn, Pryor Glynn Speaker: Mcnamara Iain	
F3	Decline in age adjusted hip fracture incidence but a drastic increase in hip fractures among the oldest- Is the hip fracture curve just drifting?? Authors: Bergstrom Ulrica, Gustafson Yngve, Jonsson Hakan, Pettersson Ulrika, Stenlund Hans, Svensson Olle Speaker: Bergstrom Ulrica	
F4	Quality of life after dislocation of hip arthroplasty in patients with fractures of the femoral neck - a prospective cohort study on 319 consecutive patients Authors: Enocson Anders, Dalen Nils, Pettersson Hans, Ponzer Sari, Tidermark Jan, Törnkvist Hans Speaker: Enocson Anders	
F5	Assessing functional outcomes in the aged with hip fracture: a systematic review of randomized clinical trials Authors: Hoang-Kim Amy, Beaton Dorcas, Bhandari Mohit, Kulkarni Abhaya, Santone Dave, Schemitsch Emil Speaker: Hoang-Kim Amy	
F6	Is operating in the over 90's is as rewarding any other age group? Authors: Hapuarachchi Kamal, Ahluwalia Raju, Bowditch Mark, Ford Rachel, Pearson Ian Speaker: Hapuarachchi Kamal	
F7	Hip fractures in elderly patients Authors: Michalitsis Sotirios, Dailiana Zoe, Karamanis Nikolaos, Malizos Konstantinos, Papakostidou Ippolyti, Varitimidis Sokratis Speaker: Michalitsis Sotirios	
F8	Long-term Survival and Fracture Risk after Hip Fracture. A 22-year follow-up Study in 263 Men Authors: Von Friesendorff My, Akesson Kristina, Besjakov Jack Speaker: Von Friesendorff My	
F9	Functional outcome after hip fracture Authors: Vilà Gemma, Cáceres Palou Enric, Marco Ester, Pidemunt Gemma, Puig Lluís, Suils Judith Speaker: Vilà Gemma	

17:00–18:30

Knee osseous

FREE PAPER

TOTAL KNEE ARTHROPLASTY

ROOM E2

Moderators: Böhler Nikolaus (Austria), Giacometti Ceroni Roberto (Italy)

Free Paper Award
Winner Silver

F47	The effects of pain abolition and surgery on intra-operative knee range of motion during total knee arthroplasty Authors: Hanratty Brian, Bennett Damien, Beverland David, Thompson Neville Speaker: Hanratty Brian
F48	 Predicting Range of Movement after Knee Replacement: The Importance of Posterior Condylar Offset and Tibial Slope Authors: Malviya Ajay, Deehan David, Lingard Elizabeth, Weir David Speaker: Malviya Ajay
F49	TKR in patients with gonarthrosis secondary to femoral or tibial mal union: A review of 34 cases Authors: Catonné Yves, Khiami Frederic, Lazennec Jean-Yves, Sariali Hedi Speaker: Catonné Yves
F50	 Weight- and Non-Weight Bearing Ranges of Motion of Standard and High-Flexion Posterior Cruciate Retaining Total Knee Prostheses: A Prospective, Randomized Study Authors: Kim Young-Hoo, Choi Yoowang, Kim Jun-Shik Speaker: Kim Young-Hoo
F51	Changes in varus–valgus laxity after mobile-bearing total knee arthroplasty with a minimum five-year follow-up Authors: Ishii Yoshinori, Noguchi Hideo, Takeda Mitsuhiro Speaker: Ishii Yoshinori
F52	TKA with fixed or mobile bearings in the same system: Long term results with special considerations to the patella Authors: Hochgatterer Rainer, Böhler Nikolaus Speaker: Hochgatterer Rainer
F53	Posterior Stabilized Inlays in TKR reduce retropatellar contact pressure in vitro compared with a Deep-Dish design Authors: Tibesku Carsten, Becher Christoph, Fuchs-Winkelmann Susanne, Heyse Thomas, Kron Nadine, Ostermeier Sven Speaker: Tibesku Carsten
F54	Does The Medial Pivot Design Work? A comparative analysis of Medial Pivot and Posterior Stabilised Knee Arthroplasty Authors: Rethnam Ulfin, Acharya Ashok, Jacob Jagan, Ramesh Balasundaram, Sinha Amit Speaker: Rethnam Ulfin
F55	In vivo mechanism of anterior tibial post impingement during gait with a posterior stabilized total knee arthroplasty Authors: Tamaki Masashi, Futai Kazuma, Kawashima Kunihiro, Kunugiza Yasuo, Sugamoto Kazuomi, Tomita Tetsuya, Tsuji Shigeyoshi, Yamazaki Takaharu, Yoshikawa Hideki Speaker: Tamaki Masashi



17:00–18:30

General Orthopaedics / Complications

FREE PAPER	TECHNIQUES	ROOM N
Moderators: Kjaersgaard-Andersen Per (Denmark), Ungersböck Alfred (Austria)		
F190	Tourniquet slippage in orthopaedic surgery –a prospective randomised controlled trial of the use of two different types of tourniquet application techniques Authors: Al Hussainy Haydar, Wong Smeeta Speaker: Wong Smeeta	
F191	Clinical evaluation of EOS 2D/3D ultra low-dose radiation system in lower limb orthopedic applications: significance and clinical value of true 3D measurements and 3D surface reconstructions Authors: Somoskeoy Szabolcs, Illés Tamás, Than Péter Speaker: Somoskeoy Szabolcs	
F192	Role of isotope bone scan in management of Painful arthroplasty Authors: Kakwani Rajeshkumar, Banaszkievicz Paul, Barthomelow , White Richard Speaker: Kakwani Rajeshkumar	
F193	Haemolysis in reinfused autologous blood following joint replacement Authors: Quah Conal, Chougale Aslam, Joshi Yogesh, Mcgraw Philip Speaker: Quah Conal	
F194	The effect of Compartment syndrome and Fasciotomies on the healing of closed tibial diaphyseal fractures Authors: Nikolaou Vassilios, Fogerty Simon, Giannoudis Peter, Kanakaris Nikolaos, Papathanasopoulos Argyris Speaker: Kanakaris Nikolaos	
F195	The effect of radiosynovectomy on bleeding episodes in hemophilic synovitis Authors: Brecej Janez, Bole Velimir Speaker: Brecej Janez	
F196	Predictors of dural tears in posterior spinal fusion in the lumbar spine - an analysis based on data of spine tango Authors: Zweig Thomas, Aebi Max, Aghayev Emin, Domanja Stefan, Melloh Markus, Röder Christoph, Staub Lukas Speaker: Zweig Thomas	
F197	Forty percent decrease in the incidence of diabetic amputations in ten years Authors: Witso Eivind, Lium Arne, Lydersen Stian Speaker: Witso Eivind	
F198	Incidence of cervical rib in the White British population and direct comparison with the incidence in the Asian population. A radiological study Authors: Tryfonidis Marios, Anjarwalla Naffis, Cole Ashley Speaker: Tryfonidis Marios	



Visit us on
Booth Y41

GIVE BONE A SOLID HOLD

No other porous metal material so closely resembles the structure, function, and physiology of trabecular bone^{1,2}

References: 1. *J Bone Joint Surg Br.* 1999; 81-B: 907-914. 2. Bobyn JD, et al. Characterization of a new porous tantalum biomaterial for reconstructive orthopaedics. Scientific Exhibit, Proc AAOS, Anaheim, Calif, 1999.

Trabecular
Metal™



zimmer

THURSDAY 4 JUNE 09

Hour	Industry	Room D Level -1	Room E1 Level 0	Room E2 Level 0	Room F1 Level 0	Room F2 Level 0	Room K Level -1	Room L Level 1	Room N Level 1	Room H Level -1	Room G Level -1	Room J Level 1
8:00		How to do a cemented arthroplasty Hip IL	Total knee arthroplasty orientation Knee/ossous Free Paper	Hallux rigidus: Arthroplasty or not? Foot/Ankle IL	Hip resurfacing Hip Free Paper	Damage control orthopaedics in a polytrauma patient Trauma/Polytrauma IL	Distal radius fractures, current approaches. Do we have the final solution? Hand and wrist IL	Patello femoral instability Sports/Knee Soft-Tissue Free Paper	Paediatrics: Deformity Paediatrics Free Paper	Infections Hip Free Paper	The lumbar spine: Fixation or fusion or prosthetics Spine EMEX	The Comprehensive orthopaedic review course (CRC)
8:30												
9:00	Exhibition open	How to do a cementless arthroplasty Hip IL	Revision TKR with bone loss Knee/ossous IL	Osteochondral lesion, heel pain Foot/Ankle Free Paper	3 minutes sessions: Diagnostic, planning, technical treatments Hip Free Paper	3 minutes sessions: Lower limb trauma Trauma/Polytrauma Free Paper	Hand-carpal tunnel syndrome Hand and wrist Free Paper	Sports miscellaneous Sports/Knee Soft-Tissue Free Paper	Major contractures in children Paediatrics IL	Paediatric cases (hip problems) Paediatrics CCD		Session starts: 7:45 am
9:30												
10:00												
10:30		Osteonecrosis of the hip: Current approaches Hip Symposium	Patello-femoral arthrosis Knee/ossous Symposium	Trauma miscellaneous Trauma/Polytrauma Free Paper	3 minutes sessions: Trauma & Reconstruction Shoulder Joint Solutions SMITH&NEPHEW Satellite Symposium	Petio-prosthetic Fractures – Treatment Options AO Foundation Guest Session	Modern tools of rehabilitation Pain control, Rehabilitation and non-surgical management Symposium	Hip non-prosthetic procedures Hip Free Paper	Trauma Foot/Ankle Free Paper	Revision hip cases Hip CCD		
11:00												
11:30												
12:00		Voyager Live C.A.S. Workshop WALPO SALMO Satellite Symposium	Knee Kinematic Reconstruction – The Science SMITH&NEPHEW Satellite Symposium	Natural materials: "Bioresorbable Titanium" JMA Satellite Symposium	Trauma & Reconstruction Shoulder Joint Solutions SMITH&NEPHEW Satellite Symposium	Thromboprophylaxis with intravenous LMWH – From clinical trials to daily practice – applying the evidence B.L. Satellite Symposium	Old Prevention: Now a What? The role of direct Factor Xa inhibition after elective hip and knee replacement surgery BAYER Satellite Symposium	The Oxford® Partial Hip Total Hip BLOEM Satellite Symposium	Intra-medullary Fracture: The Angular Stable Solution SYNHES Satellite Symposium	New Solutions for Inverse Total Hip Satellite Symposium MATHES Satellite Symposium		
12:30												
13:00												
13:30												
14:00		Hip navigation Hip Free Paper	Knee replacement Knee/ossous Free Paper	Arthroscopic elbow surgery Shoulder/Elbow Symposium	Long term results Hip Free Paper	The pilon fracture: Current techniques Foot/Ankle IL	Lumbar spine surgery Spine Free Paper	Lower limb Trauma/Polytrauma Free Paper	Club foot Paediatrics IL	Prosthetic Infections General Orthopaedics/ Complications CCD	Osteotomies around the knee Knee/ossous EMEX	
14:30												
15:00		Young adult: Osteotomy? Hip Symposium	The athlete with a knee arthrosis Knee/ossous Symposium	Fractures and nonunions The failed shoulder Trauma/Polytrauma IL	Best THR after 75 years. Consensus conference SOPOT Guest Session	Infections miscellaneous Infection Free Paper	Spine disc replacement Spine Free Paper	Infections miscellaneous Infection Free Paper	Benign bone lesions in children Paediatrics Symposium	Post Trauma Pelvic Instability: An Update ESPA Guest Session		
15:30												
16:00												
16:30												
17:00		Joint preserving procedures in the young adult hip Hip Symposium	The athlete with a knee arthrosis Knee/ossous Symposium	Conjoint Meeting BHS & EBHS Guest Session	Plate or nail for tibia Trauma/Polytrauma Symposium	Infections Infection Free Paper	Injury/Vertebroplasty Spine Free Paper	Foot Paediatrics Free Paper	Foot problems Foot/Ankle CCD	Break		
17:30												
18:00												

GENERAL ORTHOPAEDICS LOWER LIMB TRAUMA/ POLYTRAUMA SPINE UPPER LIMB PAEDIATRICS

THURSDAY
4 JUNE 09

08:00–09:00

Hip

IL	HOW TO DO A CEMENTED ARTHROPLASTY Moderator: Günther Klaus-Peter (Germany)	ROOM D
Lecturer: Garcia Cimbrelu Eduardo (Spain)		

Foot/Ankle

IL	HALLUX RIGIDUS: ARTHROPLASTY OR NOT? Moderator: Winson Ian (UK)	ROOM E2
Lecturer: Giannini Sandro (Italy)		

Trauma/Polytrauma

IL	DAMAGE CONTROL ORTHOPAEDICS IN A POLYTRAUMA PATIENT Moderator: Volpin Gershon (Israel)	ROOM F2
Lecturer: Pape Hans-Christoph (Germany)		

Hand and wrist

IL	DISTAL RADIUS FRACTURES, CURRENT APPROACHES. DO WE HAVE THE FINAL SOLUTION? Moderator: Wallensten Richard (Sweden)	ROOM K
Lecturer: Kopylov Philippe (Sweden)		

Knee osseous

FREE PAPER	TOTAL KNEE ARTHROPLASTY ORIENTATION Moderators: Déjour David (France), Hofmann Siegfried (Austria)	ROOM E1
F205	Rotational alignment and entry points in femoral implantation in conventional total knee arthroplasty – A Bone Model Study Authors: Gangadharan Rajkumar, Deehan David, Mccaskie Andrew Speaker: Gangadharan Rajkumar	
F206	Rotational alignment of the tibial component in TKA is better at the medial third of tibial tuberosity than at the medial border Authors: Lützner Jörg, Günther Klaus-Peter, Kirschner Stephan, Krummenauer Frank Speaker: Lützner Jörg	
F207	Patellofemoral arthroplasty results are in relation with optimized rotation of the femoral component Authors: Hernigou Philippe, Flouzat Charles, Mathieu Gilles, Poignard Alexandre, Zilber Sebastien Speaker: Hernigou Philippe	
F208	Axial Alignment of Mobile-Bearing TKR: Does it Affect Knee Rotation and Bearing Motion? Authors: Harman Melinda, Banks Scott, Kirschner Stephan, Lützner Jörg Speaker: Harman Melinda	
F209	Early Revision for Isolated Internal Malrotation of the Femoral Component in Total Knee Arthroplasty Authors: Pietsch Martin, Hofmann Siegfried Speaker: Pietsch Martin	

08:00–09:00

F210 Magnetic resonance determination of anthropometric knee landmarks for use in revision knee surgery
 Authors: Crawford Louise, Donaldson David, Maclean Simon, Shepard Gordon
 Speaker: Crawford Louise

Sports / Knee Soft Tissue

FREE PAPER PATELLO FEMORAL INSTABILITY ROOM L
 Moderators: Engel Alfred (Austria), Charrois Olivier (France)

F320 Patellar height measurement in trochlear dysplasia
 Authors: Barnett Andrew, Eldridge Jonathan, Mandalia Vipal, Prentice Matthew, Wakeley Charles
 Speaker: Barnett Andrew

F321 Patella Engagement – A Novel Parameter for Predicting Patello-femoral Instability
 Authors: Monk Andrew, Beard David, Dodd Christopher, Doll Helen, Gibbons Christopher, Gill Harinderjit, Murray David, Ostlere Simon, Simpson David
 Speaker: Monk Andrew

F322 Does pre-op knee chondral damage predispose to subsequent patella-femoral osteoarthritis? 10–15 year follow-up of Elmslie-Trillat tibial tubercle transfer osteotomies for patellar instability
 Authors: Naveed Masroor, Porteous Andrew
 Speaker: Naveed Masroor

F323 Long-Term Outcome of Traditional Realignment Surgery for Chronic Patellofemoral Instability: Incidence of Recurrent Instability and Osteoarthritis after a Mean 12-Year Follow-up
 Authors: Sillanpaa Petri, Maenpaa Heikki, Mattila Ville, Pihlajamaki Harri
 Speaker: Sillanpaa Petri

F324 Treatment of Patellofemoral Osteoarthritis with Insall proximal realignment combined with Partial Lateral Facetectomy
 Authors: Carrera-Calderer Lluís, Diaz-Ferreiro Eugenio, Joshi Nayana, Nardi-Villardaga Joan
 Speaker: Joshi Nayana

Paediatrics

FREE PAPER PAEDIATRICS: DEFORMITY ROOM N
 Moderators: Ganger Rudolf (Austria), Ippolito Ernesto (Italy)

F365 The value of surgical release of the iliotibial band in treatment of idiopathic valgus deformity of the knee joint and in habitual patella subluxation and luxation in children and adolescent
 Authors: Karski Jacek, Gregosiewicz Andrzej, Kalakucki Jaroslaw, Kandzierski Grzegorz, Karski Tomasz, Matuszewski Lukasz
 Speaker: Karski Jacek

F366 Distal tibial growth arrest following meningococcal septicemia; management and outcome of a series of 13 ankles
 Authors: Kirubanandan Ravisankar, Aylott Casper, Barnes Jammy, Monsell Fergal, Rajagopalan Senthilvelan
 Speaker: Kirubanandan Ravisankar

08:00–09:00

- F367 Hamstring shift test: is it a measure of contributory knee flexion deformity?
Authors: Joshi Yogesh, Bass Alfie, Peter Viju
Speaker: Joshi Yogesh
-
- F368 The possible background of pain during limb lengthening
Authors: Pap Károly, Domaracski Olivér, Kozsurek Márk, Pantó Tamás, Puskár Zita, Rahmeh Husam, Szöke György
Speaker: Pap Károly
-
- F369 Bilateral Humeral Lengthening in Patients with Achondroplasia
Authors: Marangoz Salih, Herzenberg John, Paley Dror, Rovetta Laura, Standard Shawn
Speaker: Marangoz Salih

Infection

- | FREE PAPER | INFECTIONS 2 | ROOM H |
|--|--|--------|
| Moderators: Freund Norbert (Austria), Trc Tomas (Czech Republic) | | |
| F285 | High virulence and polymicrobial arthroplasty late infections: Microbiological and orthopaedic results
Authors: Cordero-Ampuero José, Esteban Jaime, Garcia-Cimbrelo Eduardo, Hernandez Angel, Noreña Ignacio
Speaker: Cordero-Ampuero José | |
| F286 | Synovial fluid cell count for rapid and accurate intraoperative diagnosis of prosthetic joint infection
Authors: Mihalic Rene, Tercic Dunja, Trampuz Andrej, Trebse Rihard
Speaker: Mihalic Rene | |
| F287 | Arthroscopic diagnosis and treatment of septic arthritis of the hip
Authors: Nusem Iulian, Jabur Majid, Playford Geoffry
Speaker: Nusem Iulian | |
| F288 | Necrotizing fasciitis. The importance of suspicion
Authors: González Osuna Aránzazu, Abat Ferran, Alvarez Jordi, De Caso Julio, Gonzalez Jose Carlos, Peiro Ana, Pulido Mari Carmen, Soria Laura, Trullols Tarragó Laura
Speaker: Trullols Tarragó Laura | |
| F289 | Is Mandatory Surgical Site Surveillance Worthwhile?
Authors: Nancoo Tamara, Khalid Al-Obaydi Waleed, Modi Chetan, Nicholson James, Pereira Gavin, Rampurada Ashok
Speaker: Nancoo Tamara | |
| F290 | Cost analysis of total hip arthroplasty revision for infection
Authors: Klouche Shahnaz, Mamoudy Patrick, Sariali Elhadi
Speaker: Klouche Shahnaz | |

08:00–10:00

Hip		ROOM F1
FREE PAPER	HIP RESURFACING	
Moderators: Pflüger Gerald (Austria), Tokgozoglul Mazhar (Turkey)		
F234	Classification of Femoral Head Deformity in Hip Resurfacing Authors: Bergeron Stephane, Antoniou John, Chakraverty Raja, Ma Burton, Rudan John Speaker: Bergeron Stephane	
F235	Outcome of 263 resurfacing hip arthroplasties. A single surgeon series with a mean follow up of 2.0 years Authors: Halonen Pekka, Stogiannidis Ioannis Speaker: Halonen Pekka	
F236	The Effect of Surgical Interventions on the Femoral Biomechanics of the Resurfaced Hip Authors: Corten Kristoff, Bartels Ward, Bellemans Johan, Broos Paul, Meermans Geert, Simon Jean-Pierre, Vander Sloten Jos Speaker: Corten Kristoff	
F237	Factors affecting Bone Mineral Density Changes after Surface Replacement of the Hip: A DEXA study Authors: Isaac Graham, Siebel Thomas Speaker: Isaac Graham	
F238	 Large articulations reduce early dislocation after total hip replacement: A randomized controlled trial Authors: Holubowycz Oksana, Howie Donald, Middleton Robert Speaker: Holubowycz Oksana	
F239	Gait analysis after total hip replacement with Hip Resurfacing Implant or Mallory-head Exeter prosthesis: A randomized controlled trial Authors: Petersen Mette, Andersen Niels, Mogensen Poul, Soeballe Kjeld, Voigt Michael Speaker: Petersen Mette	
F240	Randomized double-blinded study comparing clinical outcome and gait characteristics after large diameter head total hip arthroplasty (LDH-THA) and hip resurfacing (HR) Authors: Lavigne Martin, Ganapathi Muthu, Nantel Julie, Prince Francois, Roy Alain, Therrien Marc, Vendittoli Pascal-A Speaker: Lavigne Martin	
F241	Resurfacing Arthroplasty vs. Standard THR; Comparison of post-operative function Authors: Wells Julie, Ingram Roland, Nicol Alexander, Stark Andrew Speaker: Wells Julie	
F242	The ASRtm Hip Surface Replacement. Prospective Consecutive Multicentre Study Of 1030 hips at 0–4 years Authors: Cobb Andrew, Oakeshott Roger, O'sullivan Tadgh Speaker: Cobb Andrew	



= Selected for Free Paper Award

08:00–10:00

F243	The Rate Of Heterotopic Ossification in Hip Resurfacing compared to Total Hip Arthroplasty Authors: Anil Kumar Panamoottil, Kavarthapu Venu, Kirmani Sayyied, Li Pls Speaker: Anil Kumar Panamoottil
F244	Is a large metal on metal bearing with a conventional femoral stem more conservative of acetabular bone than hip resurfacing? Authors: Thomas Gethin, Faisal Mohammed, Young Steven Speaker: Thomas Gethin
F245	Outcome of Failed Hip Resurfacing Revised to THR Depends on Revision Indication Authors: Grammatopoulos George, Beard David, Gibbons Carl, Gill Herichie, Gundle Roger, Mclardy-Smith Peter, Murray David, Pandit Hemant, Whitwell Duncan Speaker: Gill Herichie

08:00–12:30

Spine		
EXMEX	THE LUMBAR SPINE: FIXATION OR FUSION OR PROSTHETICS	ROOM G
	Organiser: Bertagnoli Rudolf (Germany)	
08:00–08:20	What is the role of fusion in degenerative disc disease? Speaker: Ogon Michael Rud (Austria)	
08:20–08:40	Is hybrid a real alternative in the step algorithm? Speaker: Franke Jörg (Germany)	
08:40–09:00	What is the influence of motion sparing devices on the posture of the spine? Speaker: Le Huec Jean Charles (France)	
09:00–09:20	Current status of anterior TDR in treatment of degenerative disc disease Speaker: Büttner-Janz Karin (Germany)	
09:20–09:40	Posterior motion sparing technologies – second generation (DSS) Speaker: Bertagnoli Rudolf (Germany)	
09:40–10:00	Total spinal motion segment replacement: 360° motion sparing technologies – a realistic alternative? Speaker: Friesem Tai (UK)	
10:30–12:30	Controversial case discussion under functional anatomical considerations Speakers: Bertagnoli Rudolf (Germany), Franke Jörg (Germany), Ogon Michael Rud (Austria), Le Huec Jean Charles (France), Büttner-Janz Karin (Germany), Friesem Tai (UK)	

09:00–10:00

Hip

IL	HOW TO DO A CEMENTLESS ARTHROPLASTY Moderator: Garcia Cimbrela Eduardo (Spain) Lecturer: Günther Klaus-Peter (Germany)	ROOM D
----	--	--------

Knee osseous

IL	REVISION TKR WITH BONE LOSS Moderator: Knahr Karl (Austria) Lecturers: Knahr Karl (Austria), Hochreiter Josef (Austria)	ROOM E1
----	---	---------

Paediatrics

IL	MAJOR CONTRACTURES IN CHILDREN Moderator: Kanellopoulos Anastasios (Greece) Lecturer: Eastwood Deborah (UK)	ROOM N
----	---	--------

Foot/Ankle

FREE PAPER	OSTEOCHONDRAL LESION, HEEL PAIN Moderators: Bock Peter (Austria), Crevoisier Xavier (Switzerland)	ROOM E2
F220	Pain in Osteochondral Lesions of the Ankle Joint Authors: Wiewiorski Martin, Bilecen Deniz, Horisberger Monika, Jacob Ludwig, Kretzschmar Martin, Leumann Andre, Rasch Helmut, Valderrabano Victor Speaker: Wiewiorski Martin	
F221	Minimal-invasive reconstruction of osteochondral lesions of the talus by use of a cell-free collagen scaffold Authors: Anders Sven, Beckmann Johannes, Grifka Joachim, Schaumburger Jens, Wiech Oliver Speaker: Anders Sven	
F223	Focused Extracorporeal Shock Wave Therapy without Anaesthesia is Effective in the Treatment of Chronic Heel Pain: Results of a Confirmatory Randomized Placebo-Controlled Multicenter Study Authors: Gollwitzer Hans, Bouché Richard, Caminear David, Di Domenico Lawrence, Fullem Brian, Galli Louis, Gerdesmeyer Ludger, Saxena Amol, Vester Johannes Speaker: Gollwitzer Hans	
F224	Complications of calcaneal osteotomy Authors: Ray Robbie, Jameson Simon, Kumar Senthil Speaker: Ray Robbie	
F225	Treatment of congenital and acquired foot deformities with external fixation Authors: Salameh Ghassan, Schmidt Michael Speaker: Salameh Ghassan	

09:00–10:00

Trauma/Polytrauma

FREE PAPER 3 MINUTES: LOWER LIMB TRAUMA ROOM F2

Moderators: Peter Robin (Switzerland), Wagner Michael (Austria)

F273	Learning needs for Military Orthopaedic Surgeons of the future: A survey of United Kingdom Orthopaedic Trainees exposure to limb threatening trauma Authors: Eardley Will, Parker Paul, Taylor Martin Speaker: Eardley Will
F274	Iron supplementation after hip fracture; a randomised trial Authors: Parker Martyn Speaker: Parker Martyn
F275	Objective sound wave amplitude measurement generated by a tuning fork. An analysis of its use as a diagnostic tool in suspected femoral neck fractures Authors: Odumala Abraham, Mel Jones, Zynab Jawad Speaker: Odumala Abraham
F276	Haemoglobin level drop following Intramedullary Hip Screw (IMHS) and Compression Hip Screw (CHS) for hip fracture fixation Authors: Khunda Aiman, Hui Anthony, Rookmoneea Maya Speaker: Khunda Aiman
F277	The comparison of two classifications for trochanteric femur fractures: the AO/ASIF classification and the Jensen classification Authors: Van Embden Daphne, Meylaerts Sven, Rhemrev Steven, Roukema Gert Speaker: Van Embden Daphne
F278	Lateral Compression type I injuries of the Pelvic Ring. Are they mechanically stable? Authors: Kanakaris Nikolaos, Giannoudis Peter, Nikolaou Vassilios, Papathanasopoulos Argyris Speaker: Kanakaris Nikolaos
F279	Does the use of Dynamic 3D reconstruction CTs improve preoperative planning for acetabular fractures? Authors: Campton Luke, Bucknill Andrew, Clifford John, Patten Sam Speaker: Campton Luke
F280	Minimally invasive fixation of acetabular fractures Authors: Pizzoli Andrea Speaker: Pizzoli Andrea
F281	Long-term outcome of percutaneous treatment of unstable pelvic fractures Authors: Ayvaz Mehmet, Acaroglu Emre, Caglar Omur, Guvendik Irem, Yilmaz Guney Speaker: Ayvaz Mehmet
F282	Outcomes following Displaced Pelvic Ring Injuries Authors: Odutola Adekoyejo, Baker Richard, Chesser Timothy, Fox Rebecca, Loveridge Jeremy, Ward Anthony Speaker: Odutola Adekoyejo

09:00–10:00

F283	Prospective results of an arthroscopic-assisted technique for lateral tibial plateau fractures Authors: Rossi Roberto, Assom Marco, Blonna Davide, Bonasia Davide, Castoldi Filippo, Marmotti Antongiulio, Rossi Paolo Speaker: Rossi Roberto
F284	The use of the Dynastab K external fixator in the treatment of the tibial plateau fractures Authors: Kolodziejski Pawel, Deszczynski Jaroslaw, Stolarczyk Artur Speaker: Kolodziejski Pawel

Hand and wrist

FREE PAPER	HAND-CARPAL TUNNEL SYNDROME	ROOM K
Moderators: Wallensten Richard (Sweden), Gerber Popp Ariane (Switzerland)		
F291	Clinical, electrophysiological and hystopatological correlations in carpal tunnel syndrome Authors: Galasso Olimpio, Brando Antonio, De Nardo Pasquale, Donato Giuseppe, Iannò Bruno, Mariconda Massimo, Milano Carlo Speaker: Galasso Olimpio	
F292	Bilateral Carpal Tunnel Syndrome: What Happened To The Other Hand? Authors: Agrawal Yuvraj, Southern Stephen Speaker: Agrawal Yuvraj	
F293	Correlation between neurophysiology and the DASH questionnaire in carpal tunnel syndrome Authors: Chakravarthy Jagannath, Mangat Karanjit, Waldram Michael Speaker: Mangat Karanjit	
F294	Influence of certain factors in the outcome of the surgical Carpal Tunnel Syndrome Authors: Martinez De Albornoz Pilar, Abad Jose, Delgado Pedro, Fuentes Adela, Sanchez Ricardo, Sanz Luis Speaker: Sanz Luis	
F295	Reducing the economic impact of carpal tunnel surgery Authors: Mallick A, Clarke Malcom, Newey Martyn Speaker: Mallick A	
F296	A nurse-led carpal tunnel syndrome assessment clinic – Could we commend its adaptation and implementation? Authors: Bhattacharyya Mayukh, Bradley Helen Speaker: Bhattacharyya Mayukh	

Sports / Knee Soft Tissue

FREE PAPER	SPORTS MISCELLANEOUS	ROOM L
Moderators: Charrois Olivier (France), Wurnig Christian (Austria)		
F326	Does the proper Adjustment of a Mountainbike prevent of Overuse Injuries Authors: Sabeti Manuel, Geisler Matthias, Goll Alexandra, Ochsner Antonia, Pachtner Thomas, Schmidt Max, Serek Markus Speaker: Sabeti Manuel	

09:00–10:00

F327	3-dimensional motion analysis and posterior annulus pressure measurement of the lumbar spine during 'free squat' weight lift training Authors: Walsh James, Byrne Gregory, Fitzpatrick David, McCormack Damian, Quinlan John, Stapleton Robert Speaker: Walsh James
F328	The Ottawa & Pittsburgh Rules For Selective Radiography Following Acute Knee Injury Authors: Konan Sujith, Haddad Fares, Rhee Shin-Jae, Tamini Noor, Zhang T Speaker: Konan Sujith
F329	Arthroscopic Validation of Classification Systems of Medial Plica Syndrome Authors: El-Husseiny Moataz, Haddad Fares, Potty Anish, Rayan Faizal Speaker: El-Husseiny Moataz
F330	Clinical outcome after MPFL reconstruction in primary patellar dislocation vs. salvage surgery Authors: Verdonk Peter, Mulliez Alexander, Verdonk René Speaker: Verdonk Peter
F331	Why are we repeating knee arthroscopies on our patients? Authors: Kankanalu Pradeep, Hockings Michael, Veale Richard Speaker: Kankanalu Pradeep

09:00–10:30

Paediatrics

CCD	PAEDIATRIC CASES (HIP PROBLEMS)	ROOM H
Organisers: Cassiano Neves Manuel (Portugal), Clarke Nicolas (UK)		

10:30–11:30

Hip

FREE PAPER	3 MINUTES: DIAGNOSTIC, PLANNING, TECHNICAL TREATMENTS	ROOM F1
Moderators: Pflüger Gerald (Austria), Flivik Gunnar (Sweden)		
F246	Influence of pre-operative patient education on the risk of dislocation after primary total hip arthroplasty Authors: Lübbeke Anne, Hoffmeyer Pierre, Perneger Thomas, Suvà Domizio Speaker: Lübbeke Anne	
F247	Validation of the cross-culturally adapted Oxford Scores for use in German-speaking patients with osteoarthritis of the hip or knee Authors: Naal Florian, Impellizzeri Franco, Leunig Michael, Mannion Anne, Munzinger Urs, Sieverding Marc Speaker: Naal Florian	
F248	Quality of Life after Total Hiparthroplasty – The Effect of Co-morbidity and Complications Authors: Ryge Camilla, Lassen Michael, Solgaard Soren, Sonne-Holm Stig Speaker: Ryge Camilla	

10:30–11:30

F249	Preoperative digital templating of cementless total hip arthroplasty Authors: Konan Sujith, Guerts Jan, Haddad Fares, Meermans Geert, Rayan Faizal Speaker: Rayan Faizal
F250	The problem with making measurements from digital radiographs – a comparison of two different digital image systems Authors: Neil Martyn, Jones Claire Speaker: Jones Claire
F251	Orientation of the total hip prosthesis cup: Lying position correlates with standing but not sitting position Authors: Lazennec Jean-Yves, Catonné Yves, Gorin Michel, Rousseau Marc Antoine Speaker: Lazennec Jean-Yves
F252	The value of plain radiographs in determining the progression in size of periacetabular osteolytic lesions Authors: Howie Donald, Costi Kerry, Findlay David, Martin William, Mcgee Margaret, Neale Susan, Solomon Lucian, Stamenkov Roumen, Taylor David Speaker: Solomon Lucian
F254	Hollow or solid centralizer for collarless, polished and tapered hip prostheses? A randomized controlled RSA-study with 2 years follow up Authors: Flivik Gunnar, Kesteris Uldis, Lindstrand Anders, Olsson Christer Speaker: Flivik Gunnar
F255	Posterior versus lateral surgical approach for total hip arthroplasty – a randomized trial Authors: Witzleb Wolf-Christoph, Guenther Klaus-Peter, Krummenauer Frank, Reinhart Stephanie, Stephan Lars, Wojciechowski Claudia Speaker: Witzleb Wolf-Christoph
F256	Efficacy of peri-articular multimodal drug infiltration in total hip replacement Authors: Whitehouse Michael, Bhandari Rakesh, Bourne Robert, Busch Constant, Macdonald Steven, Mccalden Richard, Rorabeck Cecil, Shore Benjamin Speaker: Whitehouse Michael
F257	Effect of adrenaline wash on blood loss and transfusion requirements in total hip arthroplasty Authors: Yewlett Alun, Karlakki Sudheer, Oakley Jeremy Speaker: Yewlett Alun

10:30–12:00

GUEST SESSION

AO Foundation



PERIPROSTHETIC FRACTURES – TREATMENT OPTIONS

ROOM F2

Organisers: Hoffmeyer Pierre (Switzerland), Haas Norbert (Germany)

Is there any evidence on how to best treat periprosthetic fractures?

Speaker: Hanson Beate

Different treatment options

Speaker: Bail Hermann (Germany)

The locked attachment plate

Speaker: Wagner Michael (Austria)

Salvage procedures

Speaker: Haas Norbert (Germany)

Discussion

Hip

SYMPOSIUM OSTEONECROSIS OF THE HIP: CURRENT APPROACHES

ROOM D

Organiser: Malizos Konstantinos (Greece)

Pathogenesis and hip salvaging approaches

Speaker: Malizos Konstantinos (Greece)

Diagnostic Approach of the painful hip with and without FHON

Speaker: Karantanas A. (Greece)

Current applications of MSCs in FHON

Speaker: Hernigou Philippe (France)

The outcome of total hip arthroplasty in hip osteonecrosis. A Swedish hip registry report

Speaker: Kärrholm Johan (Sweden)

Knee osseous

SYMPOSIUM PATELLO-FEMORAL ARTHROSIS

ROOM E1

Organisers: Montserrat Ramon Ferran (Spain)

Speakers: Neyret Philippe (France), Déjour David (France), Newman John H. (UK), Wymenga Ate (Netherlands)

Pain control / Rehabilitation and non-surgical management

SYMPOSIUM MODERN TOOLS OF REHABILITATION

ROOM K

Organisers: Dreinhöfer Karsten (Germany)

Application of the ICF in Orthopaedics and Trauma Surgery

Speaker: TBA

Health-enhancing physical activity

Speaker: TBA

10:30–12:00

New approaches to patient centered rehabilitation

Speaker: TBA

Podium Discussion: European Reality and Future in Orthopaedic Rehabilitation

Hip

CCD

REVISION HIP CASES

ROOM H

Organisers: Siebenrock Klaus (Switzerland), Garcia Cimbrello Eduardo (Spain)

Speakers: Günther Klaus-Peter (Germany), Skinner John (UK), Ullmark Gosta (Sweden)

Trauma/Polytrauma

FREE PAPER

TRAUMA MISCELLANEOUS

ROOM E2

Moderators: Larsson Sune (Sweden), TBA

F226

Pipkin fractures – clinical outcomes

Authors: Akula Maheswara, Giannoudis Peter, Gopal Shiva, Pagoti Ravikanth

Speaker: Akula Maheswara

F227

Acetabular erosion. An inevitable process in hemiarthroplasty of the hip?

Authors: Schreiner Andreas

Speaker: Schreiner Andreas

F228

Computer Navigated Pelvic Screw Placement in Pelvic Ring Injury

Authors: Bucknill Andrew, Clifford John, De Steiger Richard, Yew Jielin

Speaker: Bucknill Andrew

F229

Percutaneous iliosacral screws vs anterior sacroiliac plates for C-type pelvic fractures

Authors: Iotov Andrey, Baltov Asen, Ivanov Vladimir, Kraevsky Pavel, Liliyanov Danail, Tzachev Nedelcho, Zlatev Borislav

Speaker: Iotov Andrey

F231

Results of Total Hip arthroplasty Following Acetabular fracture

Authors: Kumar Vijay, Garg Bhavuk, Malhotra Rajesh

Speaker: Kumar Vijay

F232

A Role for Day Case Surgery in Orthopaedic Trauma Care?

Authors: Howells Nick, Hughes Andrew, Livingstone James, Moore Anna, Tompsett Elizabeth

Speaker: Howells Nick

F233

Functional outcomes of distal radius fractures treated with a contoured, fixed angle, volar locking plate

Authors: Akula Maheswara, Dertavitian Jacob, Lyall Harpreeth, Roy Niloy, Sharma Hemanth, Shaw Christopher

Speaker: Akula Maheswara

10:30–12:00

Hip		
FREE PAPER	HIP NON-PROSTHETIC PROCEDURES	ROOM L
Moderators: Graf Reinhard (Austria), Udvarhelyi Ivan (Hungary)		
F332	A new classification system in assessment of developmental dysplasia of the hip in adult patients Authors: Dilaveroglu Bulent, Ercelik Ozgun, Ermis Mehmet, Karakas Eyup Speaker: Dilaveroglu Bulent	
F333	Radial MR arthrography using T2*-weighted images with saline for diagnosis of torn acetabular labrum Authors: Yamamoto Yasuhiro Speaker: Yamamoto Yasuhiro	
F334	Decentered Dyslastic Hip Joints in adolescents and adults: Algorithm of triple pelvic osteotomy planning and the results of twelve special cases Authors: Neumann Daniel, Dorn Ulrich Speaker: Neumann Daniel	
F335	Learning Complex Surgery – The Periacetabular Osteotomy Authors: Howie Donald, Beck Martin, Costi Kerry, Ganz Rheinhold, Pannach Susan, Solomon Lucian Speaker: Howie Donald	
F336	Outcome after Surgical Dislocation as Salvage Procedure for Advanced Hip Osteoarthritis Authors: Jäger Marcus, Krauspe Rüdiger, Kurth Stefan, Stefanovska Karoline, Zilkens Christoph Speaker: Jäger Marcus	
F337	Periacetabular Rotational Osteotomy with Concomitant Hip arthroscopy for the Treatment in Patients with Hip Dysplasia Authors: Kim Kang Il, Cho Yoon Je, Ramteke Alankar, Yoo Myung Chul Speaker: Kim Kang Il	
F338	Pelvic tilt changes after periacetabular osteotomy Authors: Tannast Moritz, Fischer Andreas, Kakaty Diganta, Siebenrock Klaus Speaker: Tannast Moritz	
F339	Arthroscopic FAI Surgery-Precision of a Navigated Registration Technique Authors: Kendoff Daniel, Boettner Friedrich, Mustafa Citak, Nelson Leah, Pearle Andrew, Stüber Volker Speaker: Kendoff Daniel	
F340	Early results of Autologous Chondrocyte Implantation in the Hip Authors: Murakibhavi Vijay, Ahmed Naveed, Raj Vinu, Richardson James Speaker: Ahmed Naveed	

10:30–12:00

Foot/Ankle		ROOM N
FREE PAPER	TRAUMA	
Moderators: Parsons Steve (UK), Suva Domizio (Switzerland)		
F371	The validation of the Ottawa Ankle Rules in a Danish emergency department Authors: Knudsen Roland, Damborg Frank, Vijdea Radu Speaker: Knudsen Roland	
F372	The treatment of rotational instability in the ankle joint in association of special injury of the posterior syndesmosis Authors: Ziai Pejman, Buchhorn Tomas, Daniilidis Kiriakos Speaker: Ziai Pejman	
F373	Functional outcomes after acute fractures of the fifth metatarsal base treated with two different casting methods Authors: Bhattacharyya Mayukh Speaker: Bhattacharyya Mayukh	
F374	Percutaneous, minimal invasive Stable Fixation of Metatarsal V Avulsion and Jones Fractures Authors: Friedl Wilhelm, Whith John Speaker: Friedl Wilhelm	
F375	External fixation for intra-articular displaced calcaneal fractures Authors: Magnan Bruno, Bartolozzi Pietro, Samaila Elena Manuela, Viola Gino Speaker: Samaila Elena Manuela	
F376	Operative fixation of unstable ankle fractures in patients aged over eighty years Authors: Shivarathre Deepak, Chandran Prakash, Platt Simon Speaker: Shivarathre Deepak	
F377	Reconstruction of chronic anterolateral instability of the ankle joint using a modified peroneus brevis tenodesis (PBS-technique)-surgical procedure and long-term outcome Authors: Baumgartner Markus, Bösch Peter, Frantal Sofie, Huber Wolfgang, Legenstein Robert Speaker: Baumgartner Markus	
F378	New Tendon Transfer for Correction of Drop-foot in Common Peroneal Nerve Palsy Authors: Viggasio Adolfo, Marcoccio Ignazio, Mattiuzzo Valerio, Patelli Alberto, Prestini Greta Speaker: Marcoccio Ignazio	
F379	Intramedullary Nailing of Distal Metaphyseal Tibial Fractures Authors: Petrou Charalambos, Baikousis Andreas, Markantonis Nikolaos Speaker: Petrou Charalambos	

12:00–14:00

SATELLITE SYMPOSIUM

SAMO



VOYAGER LIVE C.A.S. WORKSHOP

ROOM D

Introduction

Speaker: Castelli C. (Italy)

Introduction

Speaker: Marcacci M. (Italy)

Introduction

Speaker: Papagelopoulos P. (Greece)

Live Computer Assisted Surgery for THA, Voyager and MultiFit / SparkUp! Systems

Speaker: Castelli Surgical Equipe (Italy)

Live Computer Assisted Surgery for TKA, Voyager and Trekking System

Speaker: Marcacci Surgical Equipe (Italy)

Live CAS Discussion

SATELLITE SYMPOSIUM

Smith & Nephew Orthopaedics AG



KNEE KINEMATIC RECONSTITUTION – THE SCIENCE

ROOM E1

Chairman: Wymenga Ate

The role and function of ligaments

Speaker: Bull Anthony (UK)

Enhancing kinematics with surgical techniques

Speaker: Wilton T. (UK)

Experimental models to predict kinematics of a knee design

Speaker: Kessler O. (Switzerland)

In-Vivo Kinematics of a guided motion TKA

Speaker: Catani F. (Italy)

SATELLITE SYMPOSIUM

LIMA



NATURAE IMITATIO: TRABECULAR TITANIUM™

ROOM E2

Chairman: Giacometti Ceroni Roberto

12:00–14:00

SATELLITE SYMPOSIUM

Smith & Nephew Orthopaedics AG



TRAUMA & RECONSTRUCTION – SHOULDER JOINT SOLUTIONS

ROOM F1

Intramedullary nailing of proximal humeral fractures

Speaker: De Mulder Kris (Belgium)

Surgical Technique of the Promos Modular System

Speaker: Steinbeck Jörn (Germany)

Clinical results with the Promos Modular System

Speaker: Simmen Beat R. (Switzerland)

SATELLITE SYMPOSIUM

Boehringer Ingelheim



THROMBOPROPHYLAXIS WITH NO INJECTIONS OR MONITORING:
FROM CLINICAL TRIALS TO DAILY PRACTICE – APPLYING THE EVIDENCE

ROOM F2

Moderator: Eriksson Bengt (Sweden)

Thromboprophylaxis in orthopaedic patients – why the controversy?

Speaker: Frostick Simon (UK)

Overcoming the limitations of traditional anticoagulants with newer agents

Speaker: Huisman Menno (Netherlands)

Real-world experience with dabigatran etexilate

Speaker: Perka Carsten (Germany)

Questions & answers

SATELLITE SYMPOSIUM

Bayer Schering Pharma



CLOT PREVENTION NOW A WHOLE LOT EASIER? THE ROLE OF DIRECT FACTOR Xa
INHIBITION AFTER ELECTIVE HIP AND KNEE REPLACEMENT SURGERY

ROOM K

Moderators: Boris Lars (Denmark), Klauser Wolfgang (Germany)

VTE after major orthopaedic surgery: Consequences and costs

Speaker: Lassen Michael Rud (Denmark)

Are clinical trials different from clinical practice?

Speaker: Skinner John (UK)

Thromboprophylaxis simplified? Impact of new oral agents

Speaker: Turpie Alexander GG (Canada)

New options: Improved outcomes? An interactive case discussion

Speaker: Borris Lars (Denmark)

THURSDAY
4 JUNE 09

12:00–14:00

SATELLITE SYMPOSIUM

Biomet



OXFORD® PARTIAL KNEE SYMPOSIUM

ROOM L

Speakers: Murray David (UK), Price Andrew (UK)

SATELLITE SYMPOSIUM

Synthes



INTRAMEDULLARY FIXATOR: THE NEW ANGULAR STABLE SOLUTION

ROOM N

Intramedullary Fixators using the Angular Stable Locking System (ASLS)

Speaker: Wagner Michael (Austria)

Clinical case discussion ASLS

Speaker: Bail Hermann (Germany)

Demonstration/Workshop ASLS

Speaker: Wagner Michael (Austria)

Demonstration/Workshop ASLS

Speaker: Bail Hermann (Germany)

SATELLITE SYMPOSIUM

Mathys Ltd Bettlach



NEW SOLUTIONS FOR INVERSE SHOULDER ARTHROPLASTY

ROOM H

Pro/Contra: Deltopectoral or lateral approach

Speaker: Nijs Stefaan (Belgium)

Inverse in degenerative conditions – Concept and surgical technique

Speaker: Joudet Thierry (France)

Inverse in acute fractures

Speaker: Nijs Stefaan (Belgium)

Revision: From Fracture to Inverse

Speaker: Kohut Georges (Switzerland)

14:00–15:00

Foot/Ankle		
IL	THE PILON FRACTURE: CURRENT TECHNIQUES Moderator: Crevoisier Xavier (Switzerland) Lecturer: Assal Mathieu (Switzerland)	ROOM F2
Paediatrics		
IL	CLUB FOOT Moderator: Antolic Vane (Slovenia) Lecturer: Ippolito Ernesto (Italy)	ROOM N
Hip		
FREE PAPER	HIP NAVIGATION Moderators: Giurea Alexander (Austria), Udvarhelyi Ivan (Hungary)	ROOM D
F199	Navigated and nonnavigated total hip arthroplasty: Results of two consecutive series on cup positioning Authors: Mainard Didier, Choufani Elie, Diligent Jerome, Galois Laurent, Valentin Stephanie, Vincelet Yannick Speaker: Mainard Didier	
F200	The impact of Navigation on a Modular Short Stem Prosthesis Authors: Lazovic Djordje, Dunai Ferenc, Zigan Rasmus Speaker: Lazovic Djordje	
F201	The "MIS effect" in total joint replacement Authors: Vavken Patrick, Dorotka Ronald Speaker: Vavken Patrick	
F202	Accuracy of the BHR Femoral Component Positioning using the Jig Instrumentation Authors: Corten Kristoff, Bartels Ward, Bellemans Johan, Broos Paul, Meermans Geert, Simon Jean-Pierre, Vander Sloten Jos Speaker: Corten Kristoff	
F203	The medial approach in primary total hip replacement surgery Authors: Honl Matthias, Jacobs Joshua, Morlock Michael, Wimmer Markus Speaker: Honl Matthias	
F204	Comparison of patient scar satisfaction in mini versus standard incisions in the posterior approach for total hip replacement Authors: Wharton Danielle, Roche Andrew, Scott Simon Speaker: Wharton Danielle	

14:00–15:30

Shoulder/Elbow

SYMPOSIUM	ARTHROSCOPIC ELBOW SURGERY	ROOM E2
	Organiser: Kelberine François (France)	
	Arthroscopic treatment of epicondylitis Speaker: Kelberine François (France)	
	Arthroscopic treatment of degenerative stiff elbow Speaker: Pederzini Luigi (Italy)	
	Arthroscopic treatment of stiff elbow Speaker: Eygendaal Denise (Netherlands)	
	Complications of elbow arthroscopy Speaker: Jerosch Joerg (Germany)	
	Cartilage lesions (OCD, Chondromatosis) Speaker: Clavert Philippe (France)	

General Orthopaedics / Complications

CCD	PROSTHETIC INFECTIONS	ROOM H
	Organiser: Tokgozoglul Mazhar (Turkey)	

Speakers: Malizos Konstantinos (Greece), Gehrke Thorsten (Germany)

Knee osseous

FREE PAPER	KNEE REPLACEMENT	ROOM E1
	Moderators: Jenny Jean-Yves (France), Verdonk Peter (Belgium)	
F211	Why we need individualized partial knee replacements Authors: Fitz Wolfgang, Elena Losina Speaker: Fitz Wolfgang	
F212	Selective resurfacing of the knee: New Prothesis "MaioR" Authors: Marcacci Maurilio, Bruni Danilo, Di Martino Alessandro, Giordano Giovanni, Iacono Francesco, Lo Presti Mirco, Zaffagnini Stefano Speaker: Marcacci Maurilio	
F213	Tibiofemoral Contact Mechanics with a Femoral Resurfacing Prosthesis and a Non-Functional Meniscus Authors: Becher Christoph, Fuchs-Winkelmann Susanne, Huber Roland, Thermann Hajo, Tibesku Carsten, Von Skrbensky Gobert Speaker: Becher Christoph	
F214	Minimally Invasive Unicompartmental Knee Replacement in Young Patients Authors: Waldman Barry, Schaftel Esther Speaker: Waldman Barry	

14:00–15:30

F215	Unicompartmental knee arthroplasty in younger patients Authors: W-Dahl Annette, Davidson David, Graves Stephen, Lidgren Lars, Miller Lisa, Robertsson Otto Speaker: W-Dahl Annette
F216	Unicompartmental vs total knee arthroplasty. Pain and function in 1643 patients with primary knee arthroplasty reported to the Norwegian Arthroplasty Register Authors: Lygre Stein Hakon, Espehaug Birgitte, Furnes Ove, Havelin Leif Ivar, Vollset Stein Emil Speaker: Lygre Stein Hakon
F217	wear of polyethylene is less in lateral than in medial unicompartmental tibial components Authors: Hernigou Philippe, Flouzat Charles, Poignard Alexandre, Zilber Sebastien Speaker: Hernigou Philippe
F218	Are lateral uni-compartmental replacements as good as medial? Authors: Newman John, Robinson James Speaker: Newman John
F219	Lateral release in middle aged to elderly population with patellofemoral osteoarthritis: Long-term follow-up Authors: Lodhi Younus, Durve Kaustubh, El Shazly Mohi Speaker: Lodhi Younus

Spine

FREE PAPER	LUMBAR SPINE SURGERY	ROOM K
	Moderators: Eyb Richard (Austria), Franke Jörg (Germany)	
F297	Use of intrathecal morphine versus fentanyl in spinal anaesthesia for lumbar microdiscectomy surgery Authors: Swamy Girish, Brodie Alex, Calthorpe Denis, Dua Rita Speaker: Swamy Girish	
F298	Needle tip position and injection site in lumbar selective nerve root blocks: a prospective audit of location accuracy Authors: Khan Almas, Fender David, Gibson Michael, Sanderson Paul Speaker: Khan Almas	
F299	Is Body-Mass-Index a predictive factor for clinical outcome in patients with monosegmental lumbar fusion? Authors: Tuschel Alexander, Meissl Michael, Ogon Michael, Schenk Stefan Speaker: Tuschel Alexander	
F300	A Prospective, Randomized, Controlled Study Comparing the Results of Open Discectomy with those of Microendoscopic Discectomy (MED) Authors: Garg Bhavuk, Jayaswal Arvind Speaker: Garg Bhavuk	
F301	Less Invasive Lumbar Spine fusion. A comparison study Authors: Wimmer Cornelius, Neubauer Ludwig, Pfandlsteiner Thomas Speaker: Wimmer Cornelius	

14:00–15:30

F302	Comparative in-vitro study of cylindrical and conical pedicle screws Authors: Martin Arno, Bale Reto, Fischler Stefan, Haid Christian, Von Stempel Archibald Speaker: Martin Arno
F303	Risk Factors for Adjacent Segment Collapse After Posterior Lumbar Interbody Fusion Authors: Kröner Andreas, Engel Alfred, Eyb Richard, Grabmeier Georg, Krampfl Wolfgang, Lomoschitz Kristina Speaker: Kröner Andreas
F304	Driving reaction time before and after primary fusion of the lumbar spine Authors: Liebensteiner Michael, Bach Christian, Birkfellner Franz, Haid Christian, Krismer Martin, Thaler Martin Speaker: Liebensteiner Michael

Trauma/Polytrauma

FREE PAPER	LOWER LIMB	ROOM L
Moderators: Court-Brown Charles (UK), TBA		

F356	Decision making to Salvage or Amputate a Severely Injured Limb Authors: Gouran Savadkoohi Dariush, Karami Mohsen Speaker: Gouran Savadkoohi Dariush
F357	Negative pressure therapy in acute complex lower limb injuries: Downgrading reconstructive requirements in high risk patients Authors: Kakagia Despina, Drosos George, Hatzigiannakis Athanasios, Karadimas Efthimios, Kazakos Kostantinos, Verettas Dionysios, Ververidis Athanasios, Xarchas Kostantinos Speaker: Karadimas Efthimios
F358	Use of Distal Femoral LCP in fractures of distal femur and periprosthetic fractures – functional and radiological results in 41 consecutive cases Authors: Sharma Vikas, Gale , Mansouri Reza, Maqsood Mohammad Speaker: Sharma Vikas
F359	Proximal tibial fractures: Early experience using polyaxial locking plate technology Authors: Giannoudis Peter, Haidukewych George, Horwitz Dave, Kanakaris Nikolaos, Nikolaou Vassilios, Sems Stephen Speaker: Nikolaou Vassilios
F360	Validity of six hour rule in Grade 3 open fractures Authors: Rambani Rohit, Sharma Hemanth, Sood Asheesh Speaker: Rambani Rohit
F361	A New External Fixation System for Tibial Fractures Authors: Ennis Owain, Clewer Glenn, Moorcroft Ian, Ogrodnik Peter, Thomas Peter Speaker: Thomas Peter
F362	Transverse bone transport using Ilizarov principles Authors: Fadel Mohamed, Hosny Gamal Speaker: Fadel Mohamed

14:00–15:30

F363	Management of the tibia aseptic hypertrophic nonunion by distraction osteogenesis Authors: Katsenis Dimitris, Drakoulakis Manolis, Hatzicristou Marios, Kouris Antonis, Pogiatis Kostas, Schoinochoritis Nikos, Triantafillis Vassilis Speaker: Katsenis Dimitris
F364	To Fix or Not to Fix?: Intra & Inter Observer Agreement of Treatment of Ankle Fractures Authors: Malek Ibrahim, Hyder Nasser, Machani Bhuwaneshwar, Mevcha Amit Speaker: Malek Ibrahim

14:00–16:30

Hip		ROOM F1
FREE PAPER	LONG TERM RESULTS	
Moderators: Garcia Cimbrela Eduardo (Spain), Krismer Martin (Austria)		
F258	Ten-year results with the Morscher press-fit cup Authors: Lübbecke Anne, Barea Christophe, Garavaglia Guido, Hoffmeyer Pierre, Peter Robin, Roussos Constantinos Speaker: Garavaglia Guido	
F259	The uncemented titanium coated monobloc Robert Mathys acetabular component. A retrospective study over 15 years Authors: John Thilo, Biechteler Andrea, Dix Stefan, Ertel Wolfgang, Haschtmann Daniel, Ihle Martin, Reinke Marcus Speaker: John Thilo	
F260	Radiographic stability in cementless cup placed at high hip center with or without screws for subluxated hips – prospective comparative study for ten years follow-up Authors: Hirano Fumitaka, Fujii Hiroshi, Mori Toshiharu, Nakamura Toshitaka, Ohnishi Hideo, Okabe Satoshi, Tanaka Shinya, Tsurukami Hiroshi, Uchida Soshi Speaker: Hirano Fumitaka	
F261	The Role Of Cup Position, Change In Femoral Offset And Leg Length On The Risk Of Dislocation After Total Hip Arthroplasty Authors: Sexton Shaun, Jackson Mark, Martell John, Walter William, Zicat Bernard	
F262	Fifteen to twenty years results of a cementless total hip arthroplasty using a threaded cup and a rectangular tapered stem Authors: Pospischill Martin, Knahr Karl, Pokorny Alexandra Speaker: Pospischill Martin	
F263	Mid-term clinical and radiological results with 36 mm femoral heads, Xlinked Durasul® liners associated with Allofit® cups Authors: Georis Pierre, Gillet Philippe Speaker: Georis Pierre	

14:00–16:30

F264	18-year follow-up after cementless total hip arthroplasty with spongy metal structured implants Authors: Gerdesmeyer Ludger, Gollwitzer Hans, Gradinger Reiner, Rudert Maximilian Speaker: Gerdesmeyer Ludger
F265	Long term survival analysis of Spongiosa Metal I cement less total hip prosthesis in Japan Authors: Maeda Akihiko, Hirose Isao, Kondo Saiji, Kuroki Yoshikatsu, Kusaba Atsushi, Nagase Kiyohiro, Noriyuki Henmi Speaker: Maeda Akihiko
F266	The out come of charnley elite plus modular hip replacement Authors: Desai Aravind, Board Timmothy, Derbyshire Brian, Karva Anand, Porter Martyn Speaker: Desai Aravind
F267	Long-term femoral bone remodelling after cemented total hip arthroplasty with Muller straight stem Authors: Stucinskas Justinas, Clauss Martin, Ilchmann Thomas, Ochsner Peter, Tarasevicius Sarunas, Wingstrand Hans Speaker: Stucinskas Justinas
F268	Long-Term Results of Gender THA using Modular Necks with Dual Stem Technology Authors: Aldinger Peter, Aldinger Günther, Kraemer Knut, Omlor Georg, Ulrich Hannah Speaker: Aldinger Peter
F269	Outcome of an extensively ha-coated stem at 18-year follow-up. A prospective study of 615 cases Authors: Vidalain Jean-Pierre Speaker: Vidalain Jean-Pierre
F270	Comparison of mid-term clinical outcomes following primary total hip arthroplasty with oxinium versus cobalt chrome femoral heads Authors: Lewis Pete, Bogoch Earl, Olsen Michael, Schemitsch Emil, Waddell James Speaker: Lewis Pete
F271	The survivorship of the first 100 proximally hydroxyapatite coated Freeman hip stems to 17 years Authors: Mannan Ken, Scott Gareth Speaker: Mannan Ken
F272	Bone remodeling in cementless HA coated THA stems after 20 years Authors: Boldt Jens Speaker: Boldt Jens

14:00–18:30

Knee osseous

EXMEX	OSTEOTOMIES AROUND THE KNEE	ROOM G
	Organiser: van Heerwaarden Ronald (Netherlands)	
14:00–14:20	Mistakes in osteotomies around the knee Speaker: van Heerwaarden Ronald (Netherlands)	
14:20–14:40	Mistakes made in deformity analysis and planning Speaker: Hofmann Siegfried (Austria)	

14:00–18:30

- 14:40–15:00 Mistakes made in indication: Osteotomy versus unicompartmental arthroplasty
Speaker: Wymenga Ate (Netherlands)
-
- 15:00–15:20 Mistakes made in patellofemoral re-alignment osteotomies
Speaker: Spruijt Sander (Netherlands)
-
- 15:20–15:40 Osteotomies for failed osteotomies around the knee
Speaker: van Heerwaarden Ronald (Netherlands)
-
- 15:40–16:00 Total knee arthroplasty after failed osteotomy around the knee
Speaker: Staubli Alex (Switzerland)
-
- 16:30–18:30 Controversial Case Discussion

15:00–16:30

MEMBER SESSION SOFcot



BEST THR AFTER 75 YEARS. CONSENSUS CONFERENCE

ROOM F2

Organiser: Puget Jean (France)

Subject and methodology

Speaker: Puget Jean (France)

Analysis of the literature

Speakers: Molinier François (France), Tricoire Jean-Louis (France)

Discussion about surgical approach

Speakers: Dubrana Frédéric (France), Gerard Romain (France)

Choice of the friction type

Speakers: Levai Jean-Paul (France), Descamps Stéphane (France)

Choice of the fixation

Speaker: Chauveaux Dominique (France)

How to improve the stability

Speakers: Puget Jean (France), Laffosse Jean-Michel (France)

Synthesis and conclusion

Speaker: Puget Jean (France)

15:00–16:30

Hip

SYMPOSIUM YOUNG ADULT: OSTEOTOMY?

ROOM D

Organiser: Giacometti Ceroni Roberto (Italy)

Pelvic osteotomies in the young adult: Redirectional VS augmentation

Speaker: Ribas Manuel (Spain)

The high correction potential of the Bernese periacetabular osteotomy

Speaker: Siebenrock Klaus (Switzerland)

A new minimally invasive approach for periacetabular osteotomy

Speaker: Soeballe Kjeld (Denmark)

Femoral side

Speaker: Zagra Luigi (Italy)

Paediatrics

SYMPOSIUM BENIGN BONES LESIONS IN CHILDREN

ROOM N

Organiser: Kaelin André (Switzerland)

UBC

Speaker: Kanellopoulos Anastasios (Greece)

ABC

Speaker: Bollini Gerard (France)

Chronic osteomyelitis

Speaker: Clarke Nicolas (UK)

Fibrous dysplasia

Speaker: Hefti Fritz (Switzerland)

Eosynophyllic Granuloma

Speaker: Krauspe Rüdiger (Germany)

15:30–16:30

GUEST SESSION

ESPA



POST PARTUM PELVIC INSTABILITY: AN UPDATE

ROOM H

Organiser: Giannoudis Peter (UK)

Epidemiology – Pathophysiology – Clinical presentation

Speaker: TBA

The value of Radiological investigations

Speaker: Van Vugt Arie (Netherlands)

Pubis symphysis fusion – How to do it?

Speaker: Giannoudis Peter (Netherlands)

15:30–16:30

Sacroiliac Joint Fusion – How do I do it?

Speaker: Pohlemann Tim (Germany)

Case Presentations

Summary closure

General Orthopaedics / Complications

IL THROMBOPROPHYLAXIS AFTER MAJOR ORTHOPAEDIC SURGERY: STATE OF THE ART ROOM E1

Moderator: Hämäläinen Martti (Finland)

Lecturer: Turpie Alexander GG (Canada)

Trauma/Polytrauma

IL FRACTURES AND NONUNIONS OF THE CLAVICLE ROOM E2

Moderator: Pape Hans-Christoph (Germany)

Lecturer: Simon Patrick (France)

Spine

FREE PAPER SPINE DISC REPLACEMENT ROOM K

Moderators: Friesem Tai (UK), Ogon Michael (Austria)

F305 Athletic performance and resumption of sports after total disc replacement versus interbody fusion

Authors: Moser Benedikt, Chavanne Albert, Ogon Michael, Tuschel Alexander

Speaker: Moser Benedikt

F306 The role of provocative discography in total disc replacement surgery – with minimum 2 year follow-up

Authors: Lam Khai, Anbar Ashraf, O'brien Andrew

Speaker: O'brien Andrew

F307 Comparison of outcomes in mono segmental lumbar Total Disc Replacement regarding preoperative nucleus pulposus status, herniated/non herniated and sciatica – data analysis of 358 patients from an observational multi center study, SWISSspine

Authors: Zweig Thomas, Aebi Max, Aghayev Emin, Moulin Patrick, Röder Christoph, Sobottke Rolf

Speaker: Zweig Thomas

F308 Effect of total lumbar disc replacement on segmental and lumbar sagittal balance and movement

Authors: Sinigaglia Riccardo, Fabris Monterumici Daniele

Speaker: Sinigaglia Riccardo

F309 Clinical results and influence of comorbidity in lumbar Total Disc Replacement measured in a mandatory registry – SWISSspine: 427 interventions – 497 Implants

Authors: Aghayev Emin, Moulin Patrick, Peter Diel, Röder Christoph, Swissspine Group, Zweig Thomas

Speaker: Aghayev Emin

15:30–16:30

Infection

FREE PAPER

INFECTIONS MISCELLANEOUS

ROOM L

Moderators: Freund Norbert (Austria), Witso Eivind (Norway)

- | | |
|------|---|
| F350 | Obesity and Surgical Site Infection in Primary Total Knee Arthroplasty
Authors: Oburu Ezekiel, Deakin Angela, Wilson Christopher
Speaker: Siegmeth Alexander |
| F351 | Microbiologic diagnosis of infection in orthopedic surgery. A comparative study between periprosthetic tissue (PT) culture and sonication of removed implants
Authors: Matamalas Antonia, Cáceres Palou Enric, García Araceli, Horcajada Juan, Martínez-Díaz Santos, Pelfort Xavier, Puig Lluís, Salvadó Margarita, Sorli Lluisa
Speaker: Matamalas Antonia |
| F352 | Contamination of injection sites by landmark palpation after skin antisepsis
Authors: Shepherd Andrew, Mayell Antonia
Speaker: Shepherd Andrew |
| F353 | A randomised prospective comparison of two types of occlusive clothing using bacterial air counts
Authors: Gulihar Abhinav, Taylor Grahame
Speaker: Gulihar Abhinav |
| F354 | A study of microbial colonisation of Orthopaedic Rhys-Davies exsanguinators in a district hospital in UK
Authors: Sahu Ajay, Cheetham William, Forshaw Weyma, Johnson David, Watson Emma
Speaker: Sahu Ajay |

16:30–17:30

Paediatrics

FREE PAPER

FOOT

ROOM N

Moderators: Epeldelgui Tomas (Spain), Salzer Martin (Austria)

- | | |
|------|---|
| F380 | Prenatal Diagnosis of Idiopathic Clubfoot
Authors: Radler Christof, Burghardt Rolf, Grill Franz, Herzenberg John, Myers Abigail
Speaker: Radler Christof |
| F381 | Mali Clubfoot Project – Experiences, problems and obstacles after two years
Authors: Radler Christof, Gubba Joachim, Helmers Anja, Kraus Tanja, Salzer Martin, Waschak Karin
Speaker: Radler Christof |
| F382 | Successful Correction of Arthrogyrotic Clubfoot with a Modified Ponseti Technique
Authors: Marangoz Salih, Lehman Wallace, Sala Debra, Van Bosse Harold
Speaker: Marangoz Salih |

16:30–17:30

F383	Association between clinical assessment and gait parametres in surgically treated idiopathic clubfoot Authors: Aksahin Ertugrul, Bicimoglu Ali, Celebi Levent, Muratli Hasan Hilmi, Yavuzer Gunes, Yuksel Halil Speaker: Aksahin Ertugrul
F384	Fractures of the Talus – Differences between Children and Adolescents Authors: Eberl Robert, Hoellwarth Michael, Schalamon Johannes, Singer Georg Speaker: Eberl Robert
F385	Neurogenic foot deformities – Optimal treatment for individual foot deformities Authors: Krebs Alexander, Strobl Walter Speaker: Krebs Alexander

17:00–18:30

GUEST SESSION
EHS & EBJIS



CONJOINT MEETING EBJIS & EHS

ROOM F1

Organisers: Macheras George (Greece), Witso Eivind (Norway)

How to distinguish between aseptic and septic prosthetic loosening

Speaker: Witso Eivind (Norway)

Soft tissue revision in prosthetic infections – is it worth while?

Speaker: Wagner Christof (Germany)

Cemented or uncemented prosthesis in infected revisions?

Speaker: Karachalios Theophilos (Greece)

Limits and improvements in joint spacers for two-stage revision in septic prosthesis

Speaker: Romano Carlo-Luca (Italy)

Should we always use spacers for two-stage revision in septic prosthesis?

Speaker: Cordero-Ampuro Jose (Spain)

Hip

SYMPOSIUM JOINT PRESERVING PROCEDURES IN THE YOUNG ADULT HIP

ROOM D

Organiser: Soeballe Kjeld (Denmark)

Pathological anatomy and biomechanics

– Hip dysplasia, pistol grip deformity, deep acetabular socket, retroversion (MT)

– Biomechanical concepts causing early joint degeneration (MT)

Speaker: Tannast Moritz (Switzerland)

Epidemiology (A. Troelsen)

– Population based radiological prevalences and risk estimates of hip OA (AT)

Speaker: Troelsen Anders (Denmark)

17:00–18:30

Joint preserving surgical treatment of femoroacetabular impingement

- Indications and preoperative considerations (ML/KS)
- Surgical techniques – open and arthroscopic (ML/KS)
- Results of treatment (ML/KS)

Speakers: Siebenrock Klaus (Switzerland), Leunig Michael (Switzerland)

Joint preserving surgical treatment of hip dysplasia

- Indications and preoperative considerations (KS)
- Surgical technique – the minimally invasive approach in contemporary PAO (KS)
- How to select patients for a lasting PAO (AT)
- Results of surgical treat

Speakers: Soeballe Kjeld (Denmark), Troelsen Anders (Denmark)

Controversies of contemporary joint preserving treatment and discussion

Speaker: Soeballe Kjeld (Denmark)

Knee osseous

SYMPOSIUM THE ATHLETE WITH A KNEE ARTHROSIS ROOM E1

Organiser: Müllner Thomas (Austria)

Pathomechanism of knee arthrosis in the athlete

Speaker: Müllner Thomas (Austria)

Treatment strategies for cartilage deterioration in the athletic population

Speaker: Volpi Piero (Italy)

The injured young athlete: Prevention of the knee arthrosis

Speaker: Roos Harald (Sweden)

The final solution HKA/TKA and what activities can we expect

Speaker: Backstein David (Canada)

Shoulder/Elbow

SYMPOSIUM THE FAILED SHOULDER PROSTHESIS ROOM E2

Organiser: Löhr Jochen (Germany)

Speakers: Willems Jaap (Netherlands), Mole Daniel (France), Jost Bernhard (Switzerland), Löw Markus (Germany)

Trauma/Polytrauma

SYMPOSIUM PLATE OR NAIL FOR TIBIA ROOM F2

Organiser: Court-Brown Charles (UK)

Speakers: Larsson Sune (Sweden), Vecsei Vilmos (Austria), McQueen Margaret (UK)

17:00–18:30


Foot/Ankle

CCD	FOOT PROBLEMS	ROOM H
	Organisers: Delmi Marino (Switzerland), Winson Ian (UK) Hallux valgus – 3 cases Speaker: Maestro Michel (France)	
	Hallux rigidus – 3 cases Speaker: De Lavigne Christophe (France)	
	2nd ray/toe pathologies – 3 cases Speaker: Tourné Yves (France)	

Spine

FREE PAPER	INJURY/VERTEBROPLASTY	ROOM K
	Moderators: Cáceres Palou Enric (Spain), Faundez Antonio (Switzerland)	
F311	Does whiplash occur in low velocity rear impact shunts? Authors: Starks Ian, Henderson Brian, Hill Richard, Wade Roger Speaker: Starks Ian	
F312	High incidence of occult spinal injuries following vertical aircraft ejection: a prospective study using magnetic resonance imaging Authors: Lam Khai, O'brien Andrew, Webb John Speaker: Lam Khai	
F313	Suitability of a Calcium Aluminate Ceramic in balloon-kyphoplasty of osteoporotic vertebral body fractures. First results of a prospective clinical trial Authors: Blatter Thomas, Josten Christoph, Katscher Sebastian, Riesner Hans-Joachim, Siekmann Holger, Stockmar Christoph Speaker: Blatter Thomas	
F314	Biomechanical evaluation of an MRI-signal inducing bone cement for vertebroplasty Authors: Bail Hermann, Teichgräber Ulf, Trzenschik Heidi, Wichlas Florian Speaker: Wichlas Florian	
F315	SWISSpine – a nationwide HTA-Registry for balloon kyphoplasty Methodology and first results Authors: Diel Peter, Aebi Max, Aghayev Emin, Moulin Patrick, Reuss Wolfgang, Röder Christoph Speaker: Diel Peter	
F316	Endoscopic-assisted ventral monosegmental spondylodesis (ms VTS) with interposition of an autogenic tricortical bone graft – A comparative investigation between an isolated ventral an a consecutive dorso-ventral procedure for A 1.2 and A 3.1 fractures of the thoracic and lumbar spine Authors: Maier Michael, Bühren Volker, Gonschorek Oliver, Hauck Stefan Speaker: Maier Michael	

17:00–18:30

- F317 Thoracoscopic approach in the anterior treatment of vertebral body fractures with expandable cages
Authors: Bruno Antonio, Aleotti Stefano, Caruso Luigi, Coniglio Angela, Girardo Massimo, Muratore Marco
Speaker: Bruno Antonio
-
- F318 Evaluation of the treatment costs after balloon kyphoplasty versus conservative treatment in osteoporotic vertebral fractures – an economical analysis
Authors: Becker Stephan, Ogon Michael, Pfeiffer Karl
Speaker: Becker Stephan
-
-  F319 Is determination between complete and incomplete traumatic spinal cord injury clinically relevant? Validation of the ASIA sacral sparing criteria in a prospective cohort of 402 patients
Authors: Van Middendorp Joost, Hosman Allard, Pouw Martin, Van De Meent Henk
Speaker: Van Middendorp Joost


Infection

FREE PAPER

INFECTIONS

ROOM L

Moderators: Trc Tomas (Czech Republic), Stöckl Bernd (Austria)

- F341 In vivo release of high dose vancomycin from loaded cement in patients with periprostheses infection: effective bactericidal activity
Authors: Delepine Nicole, Abe Emuri, Alvarez J, Delepine Nicole, Markowska Barbara
Speaker: Delepine Nicole
-
- F342 Local antibiotic therapy with calcium sulphate used as carrier for vancomycin and tobramycin: potential systemic toxicity
Authors: Wahl Peter, Gautier Emanuel, Livio Francoise
Speaker: Wahl Peter
-
-  F343 Results of high dose vancomycin loaded spacers in treatment of infected massive prostheses
Authors: Delepine Nicole, Alkhalaf S, Delepine M, Delepine Nicole, Lankri Zahia
Speaker: Delepine Nicole
-
- F344 Antibiotic-loaded preformed pmma spacer for two-stage revision of infected total hip replacements
Authors: Magnan Bruno, Bartolozzi Pietro, Regis Dario, Samaila Elena Manuela, Sandri Andrea
Speaker: Magnan Bruno
-
- F345 Our experiences in treatment of prosthetic joint infections
Authors: Dolinar Drago, Kocjancic Bostjan
Speaker: Dolinar Drago
-
- F346 Vacuum-assisted closure in the treatment of early hip joint infections
Authors: Anagnostakos Konstantinos, Kelm Jens, Kristen Alexander, Schmitt Eduard
Speaker: Anagnostakos Konstantinos
-
- F348 Comparison of strategies for therapy of hip and knee prosthetic joint infection
Authors: Gallo Jiri, Potomkova Jarmila, Radova Lenka, Smizansky Matej
Speaker: Gallo Jiri




17:00–18:30

F349 Effects of "dead space" reduction on results of infected complications treatment in joint replacement
 Authors: Kuropatkin Gennady, Eltsev Uri, Sedova Olga, Taziev Timur
 Speaker: Kuropatkin Gennady

17:30–18:30

Paediatrics

IL	DDH: DIAGNOSIS AND TREATMENT STRATEGIES	ROOM N
	Moderator: Hefti Fritz (Switzerland)	
	Lecturer: Graf Reinhard (Austria)	



When your patients are
moving,
the extraordinary becomes
possible.

Wednesday 3rd June 2009

1200 - 1400 Lunch Symposium

Austria Centre Vienna (ACV)

Sigma® High Performance Knees

Friday 5th June 2009

1200 - 1400 Lunch Symposium

Austria Centre Vienna (ACV)

The next generation of hip treatments
for active patients

never stop moving™


a *Johnson & Johnson* company

FRIDAY 5 JUNE 09

Hour	Industry	Room D Level -1	Room E1 Level 0	Room E2 Level 0	Room F1 Level 0	Room F2 Level 0	Room K Level -1	Room L Level 1	Room N Level 1	Room H Level -1	Room J Level 1	Room G Level -1
8:00		Dupuytren Hand and wrist IL	Session 1 – Sports in- juries around the ankle EFAS Guest Session	The ACL: From the cradle to the grave ESKA Guest Session	Arthroplasty Foot/Ankle Free Paper	How to fix a proximal femur fracture Hip IL	The magnitude of the problem for the Orthopaedic Surgeon Osteoporosis Symposium	Current status of arthro- plasty register in Europe Hip IL	Trauma Paediatrics Free Paper	Clinical assessment Spine Free Paper	3 minutes sessions: Lower Limb Trauma/Polytrauma Free Paper	Paediatric diaphyseal fractures: Plaster, exten- sional fixation, plating or nailing? EFOS Paediatrics EMEX
8:30					3 minutes sessions: Fractures and cartilage Basic science Free Paper	Hip miscellaneous Hip Free Paper		Value of Literature in Outcome Measurement of Arthroplasty EFR Guest Session	SCFE Paediatrics IL	Difficult shoulder & el- bow problems Shoulder/Elbow CCD	Lower limb Trauma/Polytrauma Free Paper	
9:00	Exhibition open											
9:30												
10:00		Break	Session 2 – Advanced Flatfoot EFAS Guest Session								Break	
10:30		Diagnostic and treatment Hand and wrist Free Paper										
11:00												
11:30												
12:00			Session 3 – What's new? EFAS Guest Session	Cartilage Regeneration: Downstream from the expectations? TIGERX Satellite Symposium	EFORS Guest Session	Hip wear Hip Free Paper	Osteoporosis Osteoporosis Free Paper	Hip registry Hip Free Paper	Paediatric: Hip Paediatrics Free Paper	Fractures around the hip Hip CCD	Lower Limb Trauma/Polytrauma Free Paper	
12:30		Arms Live Surgery – from the Medical University Vienna MEDACTA Satellite Symposium			EFORS Guest Session		Solutions for the osteo- porosis of the Proximal Femur: The new Blade Concept SWITHES Satellite Symposium	Signatures™ – Patient Management TIG with the New Guard System BLOMET Satellite Symposium	Future Motion in Ceramic Bearing GERMTEC Satellite Symposium	SAMO T technologies Workshop Technologies Workshop SAMO Satellite Symposium	The Traumatized patient: Physical, Psychological and clothing and clinical outcome ISF Guest Session	
13:00												
13:30												
14:00		Resurfacing Arthroplasty New trends in Hip Arthroplasty EFAS Guest Session	Diabetic foot Foot/Ankle Symposium	ACL repair Spine/Knee Soft Tissue Symposium	New Trends in avascular necrosis of the femoral head SIO Guest Session	Cartilage repair General Orthopaedics/ Complications IL	Operative management General Orthopaedics/ Complications Free Paper	Postoperative infections – can we avoid them?! EBUS Guest Session	EFOS Guest Session	The difficult sports knee Spine/Knee Soft Tissue CCD	Pelvic hemorrhage EFES Guest Session	The fragility fractures Osteoporosis EMEX
14:30												
15:00												
15:30												
16:00												
16:30												
17:00												
17:30												
18:00												

GENERAL ORTHOPAEDICS LOWER LIMB TRAUMA/ POLYTRAUMA SPINE UPPER LIMB PAEDIATRICS

FRIDAY
5 JUNE 09

08:00–09:00

Hand and wrist

IL	DUPUYTREN Moderator: Soucacos Panayoits (Greece) Lecturer: Millesi Hanno (Austria)	ROOM D
----	--	--------

Hip

IL	HOW TO FIX A PROXIMAL FEMUR FRACTURE Moderator: Zagra Luigi (Italy) Lecturer: Vecsei Vilmos (Austria)	ROOM F2
----	---	---------

Hip

IL	CURRENT STATUS OF ARTHROPLASTY REGISTER IN EUROPE Moderator: Labek Gerold (Austria) Lecturer: Böhler Nikolaus (Austria)	ROOM L
----	---	--------

Foot/Ankle

FREE PAPER	ARTHROPLASTY Moderators: Delmi Marino (Switzerland), Siorpaes Robert (Austria)	ROOM F1
F410	Short-term results of total ankle arthroplasty with use of a novel mobile-bearing design Authors: Doets Hendrik Cornelis, De Vries Jaap Speaker: Doets Hendrik Cornelis	
F411	Outcome and Bias of the STAR Total Ankle Replacement in follow up studies and Arthroplasty Registers Authors: Labek Gerold, Böhler Nikolaus, Krismer Martin, Schlichtherle Rainer, Williams Alexandra Speaker: Williams Alexandra	
F412	Early results with the HINTEGRA ankle replacement Authors: Biedermann Rainer, Abermann Elisabeth, Kaufmann Gerhard Speaker: Biedermann Rainer	
F413	The International Documentation and Evaluation System IDES: Development and validation of a module for total ankle prostheses Authors: Preis Markus, Diel Peter, Espinosa Norman, Röder Chris, Thier Christoph Speaker: Diel Peter	
F414	Salvage arthrodesis for failed total ankle arthroplasty. Medium-term results in eighteen ankles Authors: Doets Hendrik Cornelis, Zürcher Arthur Speaker: Doets Hendrik Cornelis	
F415	Prospective randomised clinical trial comparing the interrupted traction loop suture technique versus traditional interrupted suture technique in the closure of hindfoot surgical wounds Authors: Brookes-Fazakerley Steven, Atkinson Christine, Walker Christopher Speaker: Brookes-Fazakerley Steven	

08:00–09:00

Paediatrics

FREE PAPER TRAUMA ROOM N
Moderators: Clarke Nicolas (UK), Ganger Rudolf (Austria)

F497	Fracture Type Primarily Influences the Final Outcome in Pediatric Hip Fractures Authors: Omeroglu Hakan, Inan Ulukan, Kose Nusret Speaker: Omeroglu Hakan
F498	The cast index: A simple radiological predictor of plaster cast failure in paediatric distal forearm fractures Authors: Mutimer Jonathan, Devane Peter, Horne James, Kamat Ameya Speaker: Mutimer Jonathan
F499	Results of Elastic stable Intramedullary Nailing for femoral shaft fractures in Children Authors: Gajjar Shreyash, Bruce Colin, Garg Neeraj, Tawfiq S Speaker: Tawfiq S
F501	The role of the Taylor Spatial Frame in the management of unstable tibia and fibula fractures in paediatric patients Authors: Lawniczak Dominik, Jeffcote Ben, Monsell Fergal Speaker: Lawniczak Dominik
F502	Tibial non-union in children Authors: Hosny Gamal Speaker: Hosny Gamal

Spine

FREE PAPER CLINICAL ASSESMENT ROOM H
Moderators: Bach Christian (Austria), Salo Guillem (Spain)

F452	Assessment of methods for the measurement of cervical spine range of motion Authors: Massouh Laura, Amirfeyz Rouin, Bannister Gordon, Whitcroft Katherine Speaker: Whitcroft Katherine
F453	Schober's test: Revisited Authors: Francis Randhir, Dheerendra Sujay, Natali Colin, Sivaraman Alagappan Speaker: Francis Randhir
F454	Nerve root sedimentation sign – a new diagnostic parameter in lumbar spinal stenosis Authors: Barz Thomas, Lange Jörn, Melloh Markus, Merk Harry, Rieger Peter, Theis Jean Speaker: Rieger Peter
F455	The correlation of the severity of lumbar disc degeneration with discogenic low back pain – a study utilizing a validated classification with awake provocative discography Authors: Lam Khai, Anbar Ashraf, O'brien Andrew Speaker: O'brien Andrew

08:00–09:00

- F456 The role of cumulative nerve root tension signs in lumbar disc disease: a prospective review of 1,303 cases
 Authors: Davidson Jerome, Broderick Abigail, Davies Benjamin, Floyd Andrew, Kothari Alpesh, Shah Yousaf, Sushma Sharma
 Speaker: Davidson Jerome

Trauma/Polytrauma

FREE PAPER 3 MINUTES: LOWER LIMB TRAUMA ROOM J
 Moderators: Landsiedl Franz (Austria), Simon Patrick (France)

- F512 An indepth analysis of why decision of conservative management of hip fractures was made in 50 patients: A study done in United Kingdom
 Authors: Sahu Ajay, Alastair Konarski, Gary Cook, Rashid Mustafa, Todd Brian
 Speaker: Rashid Mustafa
- F513 Improved preoperative care of hip fracture patients according to Lean Production
 Authors: Hommel Ami, Thorngren Karl-Göran
 Speaker: Hommel Ami
- F514 Preserving the femoral head in active patients. average 1.5 years follow-up on patients treated with close reduction and internal fixation for garden 3 and 4 subcapital fractures
 Authors: Kish Benyamin, Brin Yaron, Nyska Meir
 Speaker: Kish Benyamin
- F515 Ipsilateral neck and shaft fractures of femur: results of cephalomedullary nailing following an improved protocol for diagnosis
 Authors: Gavaskar Ashok, Tummala Naveen
 Speaker: Tummala Naveen
- F516 Systematic Review of Literature on the Treatment of Femoral Non-Union, Comparison of Exchange Nailing to Other Described Techniques
 Authors: Mofidi Ali, Bajada Stefan, Maripuri Nidu, Mohanty Khittish, Pallister Ian, Tiessen Lars
 Speaker: Mofidi Ali
- F517 Are demographics predictor factors of the type of hip fracture following fall in the elderly?
 Authors: Potoupnis Michael, Kapetanos George, Kenanidis Eustathios, Papavasiliou Kyriakos, Sayegh Fares
 Speaker: Potoupnis Michael
- F518 The fracture neck of femur project
 Authors: Gulihar Abhinav, Bryson David, Isaac Sherif, Taylor Grahame
 Speaker: Bryson David
- F519 The Cut-Out Incidence Related to Tip-Apex Distance for PFN and PFN-A
 Authors: Ozkayin Nadir, Aktuglu Kemal, Komur Baran
 Speaker: Ozkayin Nadir

08:00–09:00

F520	Fracture of the neck of femur in lower limb amputees Authors: Haleem Shahnawaz, Clifton Rupert, Gaskin Julian, Khanna Anil, Parker Martyn Speaker: Haleem Shahnawaz
F521	Exposure and Experience: A survey of complex trauma caseload and orthopaedic training in the United Kingdom Authors: Eardley Will, Parker Paul, Taylor Martin Speaker: Eardley Will
F522	Audit of radiation exposure in a level 1 trauma unit – A review of 1709 orthopaedic cases Authors: Neil Martyn, Jones Claire Speaker: Jones Claire
F523	Role of fracture classification systems in the management of tibial pilon fracture complex Authors: Ramappa Manjunath, Bajwa Ali, Hui Anthony, Mackenney Paul, Port Andrew, Webb James Speaker: Ramappa Manjunath

08:00–09:50

GUEST SESSION

EFAS



SESSION 1 – SPORTS INJURIES AROUND THE ANKLE

ROOM E1

Organisers: Richter Martinus, Winson Ian (UK)

Syndesmotoc Injuries of the Ankle

Speaker: Davies Mark

OCD Lesions

Speaker: Badekas Thanos (Greece)

Modern Imaging of the Ankle

Speaker: Bianchi Stefano

Tendon Problems around the Ankle

Speaker: Maffulli Nick

Discussion

FRIDAY
5 JUNE 09

10:10–11:50

GUEST SESSION

EFAS



SESSION 2 – ADVANCED FLATFOOT

ROOM E1

Organisers: Kofoed Hakon, Louwerens Jan Willem (Netherlands)

Pathophysiology of the Adult Flatfoot- Is it so clear?

Speaker: Delmi Marino (Switzerland)

How I approach the problem

Speakers: Viladot Antonio, Geary Nick

Pediatric Flatfoot

Speaker: Stephens Michael

Discussion

12:30–14:00

GUEST SESSION

EFAS



SESSION 3 – WHAT'S NEW?

ROOM E1

Organisers: Tourné Yves (France), Redfern David

Current controversies in Forefoot Surgery

Speaker: Maestro Michel (France)

The Evidence

Speaker: Alvarez Fernando (Spain)

MIS, and New Alternatives in Forefoot Surgery

Speaker: Magnan Bruno

Problem cases – The debate

08:00–10:00

Osteoporosis

SYMPOSIUM THE MAGNITUDE OF THE PROBLEM FOR THE ORTHOPAEDIC SURGEON

ROOM K

Organisers: Dreinhöfer Karsten (Germany), Marsh David (UK)

Epidemiology of fragility fractures

Speaker: Dreinhöfer Karsten (Germany)

Treatment reality for osteoporotic fractures in Europe

Speaker: Akesson Kristina (Sweden)

When to operate?

Speaker: Mutschler Wolf (Germany)

08:00–10:00

Complex problems in the geriatric patient: Co-managed approach

Speaker: Marsh David (UK)

Biology of fracture healing in osteoporotic bone and the influence of pharmaceutical treatment to fracture healing

Speaker: Jakob Franz (Germany)

Roundtable/Final recommendation

08:00–12:00

GUEST SESSION

ESSKA



THE ACL : FROM THE CRADLE TO THE GRAVE

ROOM E2

Anatomy and biomechanics

Speaker: Siebold Rainer (Germany)

ACL injuries and treatment in children

Speaker: Seil Romain (Luxembourg)

The classical injury, epidemiology

Speaker: Menetrey Jacques (Switzerland)

Treatment options

Speaker: Denti Matteo

ACL ruptures in the elderly patients

Speaker: Petersen Wolf

Return to sports

Speaker: Espreguera Mendes Joao (Portugal)

Is there a place for prevention?

Speaker: Engebretsen Lars

Factors affecting the outcome

Speaker: Thomas Neil

How are the results

Speaker: Fritschy Daniel (Switzerland)

Strategy for revision

Speaker: Djian Patrick (France)

08:00–12:30

Paediatrics

EXMEX PAEDIATRIC DIAPHYSEAL FRACTURES: PLASTER, EXTERNAL FIXATION, PLATING OR NAILING? ROOM G
Organisers: Cassiano Neves Manuel (Portugal), Grill Franz (Austria) In collaboration with EPOS

08:00–08:10	Introduction Speaker: Grill Franz (Austria)
08:10–08:40	Remodelling of the long bones. Conservative treatment: Traction/plaster Speaker: Craveiro Lopes Nuno (Portugal)
08:40–09:00	Elastic stable intramedullary nailing Speaker: Czubak Jaroslaw (Poland)
09:00–09:20	Plates Speaker: Slongo Theddy (Switzerland)
09:20–09:40	External fixation Speaker: Cassiano Neves Manuel (Portugal)
09:40–10:00	Solid nail Speaker: Clarke Nicolas (UK)
10:30–12:00	Fireside discussion – Clinical cases with participation of the audience
12:00–12:30	Conclusion. Tentative of an EPOS consensus on the topic Speaker: Grill Franz (Austria)

09:00–10:00

GUEST SESSION

EAR



VALUE OF LITERATURE IN OUTCOME MEASUREMENT OF ARTHROPLASTY

ROOM L

Outcome Measurement at EU-Level and the EUPHORIC Project Speaker: Torre Marina (Italy)
Value of Literature in peer reviewed Journals compared to Register Datasets Speaker: Labek Gerold (Austria)
How Register data can contribute to the value and adjustment of scientific discussions Speaker: Stöckl Bernd (Austria)
Quality Monitoring by Registers Speaker: Thaler Martin (Austria)
Proposals and how EFORT and the European Registers might contribute to the development of Arthroplasty Speaker: Böhler Nikolaus (Austria)

09:00–10:00

Hand and wrist

IL	DRUJ	ROOM D
Moderator: Millesi Hanno (Austria)		
Lecturer: Soucacos Panayoits (Greece)		

Paediatrics

IL	SCFE	ROOM N
Moderator: Eastwood Deborah (UK)		
Lecturer: Krauspe Rüdiger (Germany)		

Basic science

FREE PAPER	3 MINUTES: FRACTURES AND CARTILAGE	ROOM F1
Moderators: Dahl Benny (Denmark), Frischhut Bernhard (Austria)		

F416	New composite scaffold and mesenchymal stem cells in treatment of articular cartilage defect Authors: Planka Ladislav, Gal Petr, Kren Leos, Necas Alois, Rauser Petr, Srnec Robin, Stary David Speaker: Planka Ladislav
F417	The relationship between the in vivo measured stiffness and the histological stage of degeneration of human knee articular cartilage Authors: Szerb Imre, Hangody László, Mikó Ibolya, Pánics István Speaker: Szerb Imre
F418	Scaffold Guided Bone Tissue Engineering in a Rabbit Animal Model Authors: Tzioupis Christopher, Giannoudis Peter, Gilbert Tom, Kumta Prashant, Pape Chris, Roy Abhijit, Sfeir Charles, Usas Arvydas Speaker: Tzioupis Christopher
F419	Analysis of biomechanical properties of cartilage following transplantation of genetically modified bone marrow Authors: Hudetz Damir, Ivkovic Alan, Jelic Mislav, Maticic Drazen, Pascher Arnulf, Pecina Marko, Windhager Reinhard Speaker: Hudetz Damir
F420	Bupivacaine, levobupivacaine and tramadol are cytotoxic to rats' articular cartilage both in vivo and in vitro Authors: Beyzadeoglu Tahsin, Bekler Halil, Ekici Isin, Kose Gamze, Yilmaz Cemil Speaker: Beyzadeoglu Tahsin
F421	Sustained release of VEGF from CaP ceramics promotes biomaterial vascularization in vivo Authors: Klenke Frank, Hofstetter Willy, Montjovent Marc, Siebenrock Klaus, Wernike Ellen Speaker: Klenke Frank
F422	Antibiotics during fracture healing. Which ones are safe?. An experimental study Authors: Delgado-Martinez Alberto, Carrascal Maria, Meseguer Gregorio, Natividad-Pedreño Moises, Nuñez-Chia Alberto Speaker: Delgado-Martinez Alberto

09:00–10:00

F423	Bone morphogenetic protein mrna expression in human periosteum of fractured bones Authors: Chassanidis Christos, Dailiana Zoe, Kollia Panagoula, Koromila Theodora, Malizos Konstantinos, Samara Stavroula, Varitimidis Sokratis Speaker: Chassanidis Christos
F424	The effect of bone-specific alkaline phosphatase (BSALP) on callus formation and rate of bone healing Authors: Muljagic Ante, Guberina Marko, Poljak-Guberina Renata, Turcic Josip, Zivkovic Ognjen Speaker: Muljagic Ante
F425	Microdialysis in bone, a methodological study Authors: Bogehoj Morten, Emmeluth Claus, Overgaard Soren Speaker: Bogehoj Morten
F426	Proliferation and differentiation of human MSCs with and without OP-1 on HA vs human DBM impaction grafting substitutes Authors: Tsiridis Eleftherios, Ali Zubier, Bhalla Amit, Deb Sanjukta, Disilvio Lucy, Gamie Zakareya, Gurav Neelam, Heliotis Manolis Speaker: Tsiridis Eleftherios
F427	Adhesion, Growth and Differentiation Markers in Human Osteoblast-Like Cells Cultured on Surface-Modified Metallic Materials Designed for Bone Implants Authors: Ali Chadi, Bacakova Lucie, Dungal Pavel, Fencel Jaroslav, Kubes Radovan, Matejovsky Zdenek Speaker: Ali Chadi

Hip		
FREE PAPER	HIP MISCELLANEOUS	ROOM F2
Moderators: Gottsauner-Wolf Florian (Austria), Zagra Luigi (Italy)		
F437	Restoration Of Hip Joint Congruency After Perthes Disease With Partial Arthroplasty: A New Technique Authors: Bucknill Andrew, De Steiger Richard Speaker: Bucknill Andrew	
F438	A comparison of patient-reported outcomes after total hip replacement and hip resurfacing Authors: Wylde Vikki, Blom Ashley, Hewlett Sarah, Learmonth Ian, Taylor Hazel Speaker: Wylde Vikki	
F439	To Replace or Resurface: Osteoarthritis of the Hip in the Young Active Patient – A Five Year Evaluation of Functional Outcomes in a Matched Population Authors: Killampalli Vijay, Chaudhry Fouad, Chowdhry Majid, Fisher Noel, Kundra Rakesh, Mathur Keshav, Reading Alexander Speaker: Chowdhry Majid	
F440	Bilateral Simultaneous Total Hip Arthroplasty. A meta-analysis of 2063 cases Authors: Tsiridis Eleftherios, Gamie Zakareya, Gie Graham, Graham Simon, Pavlou George, Polyzois Ioannis, Rudol Grzegorz, West Robert Speaker: Rudol Grzegorz	

09:00–10:00

F441	Quality Control in Hip Arthroplasty Authors: Vasireddy Aswinkumar, Brooks Adam, Ivory John, Lowdon Ian, Rigby Michael Speaker: Vasireddy Aswinkumar
F442	Development and validation of the five-item self-report Schulthess Hip Score for patients with hip osteoarthritis Authors: Naal Florian, Impellizzeri Franco, Leunig Michael, Mannion Anne Speaker: Naal Florian

Trauma/Polytrauma

FREE PAPER	LOWER LIMB TRAUMA	ROOM J
Moderators: Mousavi Mehdi (Austria), Benedetto Karl (Austria)		

F524	Hemiarthroplasty – Demographics, Revisions and Risk Factors for Failure National Registration of 12 245 Cases, Sweden 2005–07 Authors: Rogmark Cecilia, Garellick Göran, Herberts Peter, Kärrholm Johan, Leonardsson Olof Speaker: Rogmark Cecilia
F525	The Challenges associated with treating Distal Femoral Fractures with Locking Plates in the Elderly: Differing patterns of failure with different Locking Plates Authors: Johnstone Alan, Carnegie Carol, Christie Eva, Mccullough Anna Speaker: Mccullough Anna
F526	A health economic analysis of the use of rhBMP-2 in Gustilo–Anderson grade III open tibia fractures for the UK, Germany, and France Authors: Alt Volker, Donell Simon, Eicher Alexander, Schnettler Reinhard Speaker: Alt Volker
F527	Decision making initial stabilization with external temporary fixation in emergency and conversion to circular external fixation as definitive treatment Authors: Sala Francesco, Capitani Dario, Castelli Fabio, La Maida Giovanni Andrea, Lovisetti Giovanni, Singh Saurabh Speaker: Sala Francesco
F528	VEGF and Erythropoietin, Mesenchymal Stem Cells and Endothelial Progenitor Cells: New alternatives for atrophic non unions Authors: Keramaris Nikolaos, Bastounis Elias, Filis Konstantinos, Giannoudis Peter, Kostakos Athanassios, Papanthanasopoulos Argiris, Pneumaticos Spiros Speaker: Keramaris Nikolaos
F529	Place of pelvic external fixator in unstable pelvic fractures Authors: Abrassart Sophie, Hoffmeyer Pierre, Peter Robin, Stern Richard Speaker: Abrassart Sophie


09:00–10:30

Shoulder/Elbow

CCD	DIFFICULT SHOULDER & ELBOW PROBLEMS	ROOM H
	Organisers: Hoffmeyer Pierre (Switzerland), Emery Roger (UK)	
	Difficult shoulder & elbow problems	
	Speakers: Favard Luc (France), Löhner Jochen (Germany), Farron Alain (Switzerland)	

10:30–11:30

Hand and wrist

FREE PAPER	DIAGNOSTIC AND TREATMENT	ROOM D
	Moderators: TBA, Millesi Hanno (Austria)	
F387	Comparison of gliding resistance at the partially lacerated flexor tendon –A2 pulley interface using three different circumferential suturing techniques	
	Authors: Gulihar Abhinav, Dias Joseph, Hajipour Ladan	
	Speaker: Gulihar Abhinav	
F390	Treatment of the painful pronation supination by the Ascension First Choice Partial resurfacing Implant. Preliminary results	
	Authors: Kopylov Philippe, Afendras Gerasimos, Tägil Magnus	
	Speaker: Kopylov Philippe	
F391	Interference screws for stabilisation of the distal radioulnar joint	
	Authors: Kalson Nicholas, Charalambos, Hearnden Anthony, Powell Eric, Stanley John	
	Speaker: Kalson Nicholas	
F392	Rheumatoid hand: revision of 124 MCP silicone prosthesis	
	Authors: Melo Sousa João, Claro Rui, Massada Marta, Oliveira Filipe, Pereira Alexandre, Silva César, Silva Luís, Trigueiros Miguel, Vilaça Adélio	
	Speaker: Melo Sousa João	
F393	Thumb CMC joint arthrodesis- evolution of a safe and effective technique	
	Authors: Jain Shiv, Jarvis A	
	Speaker: Jain Shiv	
F394	Wrist MRI Arthrogram v Wrist Arthroscopy. What are we finding?	
	Authors: Mahmood Aatif, Fountain James, Theodoridis Anthony, Vasireddy Naveen, Waseem Mohammad	
	Speaker: Mahmood Aatif	



10:30–12:00

GUEST SESSION

EORS




EORS	BONE REGENERATIVE MEDICINE	ROOM F1
Organisers: Gomez-Barrena Enrique (Spain), Trieb Klemens (Austria)		
Introduction		
Speakers: Gomez-Barrena Enrique (Spain), Trieb Klemens (Austria)		
Understanding mechanisms of bone regeneration for optimized cell-based clinical applications		
Speaker: Dominici Massimo (Italy)		
Biomechanics and bone tissue engineering: How to combine them?		
Speaker: Pioletti Dominique (Switzerland)		
Growth factors in orthopaedics and traumatology		
Speaker: Schmidmaier Gerhard (Germany)		
Regenerative medicine in orthopaedics: A la carte repair?		
Speaker: van Osch Gerjō JVM (Netherlands)		

Hip		
CCD	FRACTURES AROUND THE HIP	ROOM H
Organiser: Taglang Gilbert (France)		

Speakers: Steens Wolfram (Germany), Adam Philippe (France)

Hip		
FREE PAPER	HIP WEAR	ROOM F2
Moderators: Pflüger Gerald (Austria), Zenz Peter (Austria)		
F443	In-vitro wear analysis of retrieved ceramic-on-metal total hip replacements	
Authors: Brockett Claire, Breckon Anke, Fisher John, Isaac Graham, Schepers Anton, Williams Sophie		
Speaker: Brockett Claire		
F444	No improvement of the long-term wear and revision rates in the second generation Biomet cup (Ringloc®) in young patients	
Authors: Boesenach Bart, Nelissen Robertus, Van Der Heide Hubertus, Wolkenfelt Julius		
Speaker: Boesenach Bart		
F445	Assessing Metal-on-Metal Wear Using Metal Ion Levels	
Authors: Hussain Azad, Daniel Jasper, Kamali Azad, Li Chenxi, Pamu Joseph		
Speaker: Kamali Azad		
F446	The effects of CoCr wear debris from orthopaedic metal-on-metal implants on human cells through a placental cell barrier	
Authors: Bhabra Gevdeep, Cartwright Laura, Case Patrick, Evans Howard, Fisher Brenton, Saunders Margaret, Sood Aman, Thawley Sue		
Speaker: Bhabra Gevdeep		

10:30–12:00

- F447 Metal-on-metal total hip arthroplasty in patients with femoral head osteonecrosis: A minimum 12 years follow up on full blood Cobalt-Chrome levels, clinical and radiological outcome
 Authors: Grabmeier Georg, Berger Christian, Engel Alfred, Newrkla Stephan, Seidl Sandra
 Speaker: Grabmeier Georg
-
-  F448 Metal Ion Levels In Pseudotumours Following Metal-on-metal Hip Resurfacings
 Authors: Kwon Young-Min, Athanasou Nick, Gill Harinderjit, Gundle Roger, Mclardy-Smith Peter, Murray David, Ostlere Simon, Whitwell Duncan
 Speaker: Gill Harinderjit
-
- F449 Whole Blood Metal Ion Levels after Total Hip Replacement: A Comparison of Ceramic-on-Metal and Metal-on-Metal Bearings
 Authors: Isaac Graham, Breckon Anke, Brockett Claire, Fisher John, Schepers Anton, Van Der Jagt Dick, Williams Sophie
 Speaker: Isaac Graham
-
- F450 Lymphocyte Activation and Cytokine Release in Low-Carbide Metal-on-Metal Total Hip Arthroplasty
 Authors: Lohmann Christoph, Junk-Jantsch Sabine, Pflüger Gerald, Rüther Wolfgang
 Speaker: Lohmann Christoph
-
- F451 Minimum Five Year Outcome and Wear Analysis of Large Diameter Femoral heads on Highly Cross-linked Polyethylene Liners
 Authors: Jibodh Stefan, Bragdon Charles, Greene Meridith, Kandil Abdurrahman, Malchau Henrik
 Speaker: Bragdon Charles
-
- F673 Suction Force of Metal on Metal Hip Joints with Different Clearances and Viscosities
 Authors: Tuke Mike, Hu Xiao, Taylor Andy
 Speaker: Tuke Mike

Osteoporosis

- FREE PAPER** **OSTEOPOROSIS** **ROOM K**
Moderators: Holzer Gerold (Austria), Akesson Kristina (Sweden)
- F575 The metaphyseal-diaphyseal index score: a novel method of preventing intra-operative periprosthetic fractures in modern uncemented hemiarthroplasty in osteoporotic neck of femur fractures
 Authors: Chana Rishi, Edwards Max, Jack Christopher, Khan Farid, Mansouri Reza, Singh Ravi
 Speaker: Chana Rishi
-
- F576 Vertebroplasty: Sustained vertebral wedge angle and heights in a one-year follow-up of type II Osteoporotic Vertebral Compression Fractures
 Authors: Muijs S, Dijkstra Pieter, Oostenrijk A, Van Erkel A
 Speaker: Muijs S
-
- F577 Clinical consequences of fractures in the AGES Reykjavik study
 Authors: Siggeirsdottir Kristin, Aspelund Thor, Gudnason Vilmundur, Harris Tamara, Jonsson Brynjolfur, Launer Leonore, Mogensen Brynjolfur, Sigurdsson Gunnar
 Speaker: Jonsson Brynjolfur



10:30–12:00

F578	The association between osteoporosis and lipids in postmenopausal women: the effect of replacement therapy Authors: Keramaris Nikolaos, Bastounis Elias, Kapetanos Georgios, Kelalis Georgios, Kostakos Athanassios, Lambrinouadaki Irini, Pneumaticos Spiros, Zachariou Konstantinos Speaker: Keramaris Nikolaos
F579	Prediction of Incidental Low Trauma Limb Fractures in Older Men and Women with Quantitative CT (QCT) Variables of Bone and Muscles in Mid-Thigh: The AGES-Reykjavik Study Authors: Siggeirsdottir Kristin, Aspelund Thor, Gudnason Vilmundur, Harris Tamara, Jonsson Brynjolfur, Lang Thomas, Launer Leonore, Mogensen Brynjolfur, Sigurdsson Gunnar Speaker: Jonsson Brynjolfur
F580	Modifications in the serum level of Intact-Parathyroid Hormone in a group of postmenopausal women suffering from end-stage knee osteoarthritis undergoing Total Knee Arthroplasty compared with a control group of women undergoing elective non-orthopaedic operations Authors: Papavasiliou Kyriakos, Kapetanos George, Kenanidis Eustathios, Kirkos John, Potoupnis Michael, Sayegh Fares Speaker: Papavasiliou Kyriakos
F581	Association of surgical procedure and bone anabolic agent to treat femoral fractures in elderly: two years follow-up Authors: Corradini Costantino, Crapanzano Calogero, Parravicini Luca, Ulivieri Fabio, Verdoia Cesare, Zanotta Marco Speaker: Corradini Costantino
F582	Silencing Dkk1 Expression Rescues Dexamethasone-Induced Bone Loss In Vitro Authors: Butler Joseph, Doran Peter, Hurson Conor, Moon Randall, O'Byrne John Speaker: Butler Joseph
F583	Structural adaptation of cortical bone in an Ovine model of osteoporosis Authors: Healy Claragh, Kennedy Oran, Lee T, O'brien Fergal Speaker: Healy Claragh

Hip

FREE PAPER	HIP REGISTRY	ROOM L
Moderators: Labek Gerold (Austria), Windhager Reinhard (Austria)		
F488	Clinical applicability of evidence-based orthopedics—a cross-sectional study of the quality of orthopedic evidence Authors: Vavken Patrick, Culen Georg, Dorotka Ronald Speaker: Dorotka Ronald	
F489	Do We Need to Follow Up Primary Total Hip Replacements? Authors: Kerin Cronan, Cheung Graham, Cool Paul, Graham Neil Speaker: Kerin Cronan	

10:30–12:00

F490	A Scandinavian hip arthroplasty register collaboration Authors: Havelin Leif Ivar, Fenstad Anne Marie, Furnes Ove, Garellick Göran, Herberts Peter, Kärrholm Johan, Overgaard Soren, Pedersen Alma Speaker: Havelin Leif Ivar
F491	NSAID's reduce the risk for revision due aseptic loosening in cemented total hip replacement. Results from the Danish Hip Arthroplasty Register Authors: Kjaersgaard-Andersen Per, Johnsen Soeren, Overgaard Soren, Petersen Alma, Riis Anders Speaker: Kjaersgaard-Andersen Per
F492	Increased risk for revision of acetabular cups coated with hydroxyapatite: A register study on 8,043 hips Authors: Hailer Nils, Kärrholm Johan, Lazarinis Stergios Speaker: Lazarinis Stergios
F493	A systematic review of conflicting meta-analyses in orthopedic surgery Authors: Vavken Patrick, Dorotka Ronald Speaker: Dorotka Ronald
F494	Satisfactory 20 years results for cemented primary hip prostheses in the Norwegian Arthroplasty Register – but concern is raised over some of the newer implants Authors: Espehaug Birgitte, Engesaeter Lars Birger, Furnes Ove, Havelin Leif Ivar Speaker: Espehaug Birgitte
F495	A comparison of patient characteristics and outcome following total hip arthroplasty in public and private hospitals in Denmark Authors: Krause Marianna, Kristensen Maja, Mehnert Frank, Overgaard Soren, Pedersen Alma Speaker: Overgaard Soren
F496	Costs related to hip disease in patients eligible for thr surgery Authors: Rolfson Ola, Garellick Göran, Ström Oskar Speaker: Rolfson Ola

Paediatrics

FREE PAPER	PAEDIATRIC: HIP	ROOM N
	Moderators: Moller-Madsen Bjarne (Denmark), Krauspe Rüdiger (Germany)	
F503	MR-Based Volumetric Analysis of the Femoral Head and the Acetabulum in Perthes' Disease Authors: Meiss Albert Ludwig, Boehrensen Sintje Speaker: Meiss Albert Ludwig	
F504	Triple pelvic osteotomy and hip joint three-dimensional reconstruction in adolescent with perthes disease Authors: Dzemiantsov Andrei, Sakalouski Aleh, Shpileuski Ihar Speaker: Shpileuski Ihar	
F505	Increased Matrix Mineralization in the Immature Femoral Head Following Ischemic Osteonecrosis Authors: Hofstaetter Jochen, Kim Harry, Klaushofer Klaus, Roschger Paul Speaker: Hofstaetter Jochen	

10:30–12:00

F506	Hip joint osteoarthritis in Legg–Calvé–Perthes disease – A long-time follow-up case-control study Authors: Froberg Lonnie, Christensen Finn, Overgaard Soren, Pedersen Niels Speaker: Froberg Lonnie
F507	Total hip replacement in Legg–Calvé–Perthes disease – A long-time follow-up case-control study Authors: Froberg Lonnie, Christensen Finn, Overgaard Soren, Pedersen Niels Speaker: Froberg Lonnie
F508	Slipped Capital Femoral Epiphysis and its relationship with weight-to-age percentiles in Irish children Authors: Solayar Gandhi, Dodds Michael, Mulhall Kevin Speaker: Solayar Gandhi
F509	Epidemiology of Slipped Capital Femoral Epiphysis in Slovenia Between 1970 and 2006 Authors: Krizancic Miran, Drobnic Matej, Strazar Klemen, Zupanc Oskar Speaker: Krizancic Miran
F510	Radiographic characteristics of hips at risk for slipped capital femoral epiphysis Authors: Mavcic Blaz, Antolic Vane, Igljic Ales, Kralj-Igljic Veronika, Krizancic Miran, Zupanc Oskar Speaker: Antolic Vane
F511	The Role of Reduction and the Timing of Treatment in the Unstable Slipped Upper Femoral Epiphysis: A Meta Analysis Authors: Khanna Anil, Emery David, Lowndes Stefanie, Maffulli Nicola Speaker: Khanna Anil

10:30–11:30

Trauma/Polytrauma		ROOM J
FREE PAPER	LOWER LIMB TRAUMA	
Moderators: Hertz Harald (Austria), Lauritzen Jes (Denmark)		
F530	Factors affecting healing time in fractures of the tibial diaphysis treated by external fixation Authors: Ennis Owain, Balain Birender, Clewer Glenn, Moorcroft Ian, Ogrodnik Peter, Thomas Peter Speaker: Clewer Glenn	
F531	The Results of the Intracapsular Neck Fractures of the Femur with the Postinjury Time More Than 24 Hours Authors: Ozkayin Nadir, Aktuglu Kemal, Kaan Erdem Speaker: Ozkayin Nadir	
F532	Nail or arthroplasty? 10 year results of a randomized study of 450 patients Authors: Leonardsson Olof, Akesson Kristina, Carlsson Ake, Rogmark Cecilia, Sernbo Ingemar Speaker: Leonardsson Olof	
F533	The Titanium 3 – Gamma Nail: Reducing Complications by evolutionary designs: 3 comparative studies Authors: Solenthaler Jeremia, Külling Fabrice, Lampert Christoph Speaker: Lampert Christoph	

10:30–11:30

- F534 National data of 6,409 Swedish inpatients with femoral shaft fractures. High incidence of older female patients after low-energy trauma
Authors: Weiss Rüdiger, Jansson Karl-Ake
Speaker: Weiss Rüdiger
-
- F535 Validating a new score to predict and plan rehabilitation needs of hip fracture patients
Authors: Den Teuling Joost, Grimm Bernd, Heyligers Ide
Speaker: Heyligers Ide
-
- F536 Increased mortality in hip fracture patients – a case-control study of 1029 hip fracture patients over 20 years
Authors: Von Friesendorff My, Akesson Kristina, Nilsson Jan-Ake
Speaker: Von Friesendorff My
-
- F537 A comparison of sliding hip screw and cannulated screw fixation in the treatment of displaced intracapsular hip fractures in patients over 70 years
Authors: Mcgrath Anthony, Iain Stevenson, Katevu Kostiantyn, Torrie Alax
Speaker: Mcgrath Anthony
-
- F538 Intramedullary fixation with a third generation nail versus the sliding hip screw for trochanteric hip fractures; a randomised trial of 400 patients
Author/Speaker: Parker Martyn

12:00–14:00

SATELLITE SYMPOSIUM

Medacta International



AMIS LIVE SURGERY – DIRECT TRANSMISSION FROM THE MEDICAL UNIVERSITY VIENNA

ROOM D

Chairman: Dora Claudio (Switzerland)

Speakers: Kotz Rainer (Austria), Laude Frédéric (France)

SATELLITE SYMPOSIUM

TiGenix



CARTILAGE REGENERATION: DOES THE EVIDENCE CONFIRM THE EXPECTATIONS?

ROOM E2

Moderator: Verdonk René (Belgium)

The Gold-Standard in Cartilage Repair: Dream or Reality?

Speaker: Marlovits Stefan (Austria)

Patient Tailored Solutions: Personalized medicine in cartilage repair

Speaker: Saris Daniel (Netherlands)

Round-Table-Discussion: Delivering on the expectations/Discussions on specific clinical cases

Speakers: Verdonk René (Belgium), Marlovits Stefan (Austria), Saris Daniel (Netherlands)

FRIDAY
5 JUNE 09

12:00–14:00

SATELLITE SYMPOSIUM

Zimmer GmbH



FITMORE – INSPIRED BY INDIVIDUAL ANATOMY

ROOM F1

Challenges Faced when Reconstructing Individual Anatomy

Speaker: Ewerbeck (Germany)

From Inspiration to Resolution – the Idea and Concept of the Fitmore Hip Stem

Speaker: Nötzli (Switzerland)

The Fitmore Hip Stem – Implantation Using the MIS Anterolateral Approach

Speaker: Grappiolo (Italy)

Wide Range of Indication Demonstrated on Clinical Cases

Speaker: Nötzli (Switzerland)

Preliminary Clinical Results of the Fitmore Hip Stem

Speaker: Grappiolo (Italy)

SATELLITE SYMPOSIUM

DePuy International



THE NEXT GENERATION OF HIP TREATMENTS FOR ACTIVE PATIENTS:
FEMORAL COMPONENTS AND BEARINGS

ROOM F2

SATELLITE SYMPOSIUM

Synthes



SOLUTIONS FOR THE OSTEOPOROTIC CHALLENGE IN THE PROXIMAL FEMUR:
THE NEW BLADE CONCEPT

ROOM K

The Blade Concept – Improved stability in poor bone quality

Speaker: Nijs Stefaan (Belgium)

Clinical case discussion LCP DHS & Blade

Speaker: Sommer Christoph (Switzerland)

Clinical case discussion PFNA

Speaker: Nijs Stefaan (Belgium)

Demonstration/Workshop LCP DHS & Blade and PFNA

Speakers: Nijs Stefaan (Belgium), Sommer Christoph (Switzerland)

FRIDAY
5 JUNE 09

FRIDAY
5 JUNE 09

12:00–14:00

SATELLITE SYMPOSIUM

BIOMET



SIGNATURE™ & PATIENT SPECIFIC TKR WITH THE VANGUARD SYSTEM

ROOM L

Speakers: Thienpont Emmanuel (Belgium), Sinz G. (Austria)

SATELLITE SYMPOSIUM

CeramTec AG



FUTURE MOTION IN CERAMIC BEARING

ROOM N

Chairman: Knahr Karl (Austria)

How big should the head be in primary THA? Pros and Cons of larger head sizes

Speaker: Morlock Michael (Germany)

Contemporary ceramic bearings and their clinical performance. Modern ceramic bearings – Do they keep what they promise?

Speaker: Pandorf Thomas (Germany)

The use of large hard-on-hard bearings – My selection for the right bearing material

Speaker: De Smet Koen (Belgium)

The noisy THR – Is it only a ceramic issue?

Speaker: Knahr Karl (Austria)

SATELLITE SYMPOSIUM

SAMO



NEW TECHNOLOGIES WORKSHOP

ROOM H

New Technologies in MultiFit System: Durastar

Speaker: Draghi L. (Italy)

SparkUp! Experiences in 40 mm Delta Couplings

Speaker: Gimenez Ronda A. (Spain)

SparkUp! Next Evolutions to new Delta Coupling

Speaker: Macchi F. (Italy)

SparkUp! Next Evolutions to Poli-E and Poli-X

Speaker: Chiesa R. (Italy)

Trekking CPS&Rev

Speaker: Baldini A. (Italy)

Trekking TiCoat

Speaker: Innocenti M. (Italy)

Trekking MB&FB

Speaker: Lizaur Utrilla A. (Spain)

Final discussion

12:00–14:00

GUEST SESSION

ISTF



THE TRAUMATIZED PATIENT: PATHOPHYSIOLOGY, BLEEDING, CLOTTING AND CLINICAL OUTCOME ROOM J

Chairmen: Kurtoglu Mehmet, Frostick Simon

Bone marrow derived cellular embolism, pathophysiology and clinical consequences

Speaker: Dahl Ola (Norway)

Volume substitution and antithrombotics

Speaker: Bergqvist David

Control of bleeding in major trauma

Speaker: Borris Lars (Denmark)

Bleeding, ischemia and septicaemia

Speaker: Tangelder Marco (Netherlands)

Panel debate

Summary and bring home message

14:00–15:00

GUEST SESSION

ESTES



PELVIC HOMORRHAGE ROOM J

Organiser: Rommens Pol (Germany)

Emergency management of pelvic disruption. An overview

Speaker: Rommens Pol (Germany)

Today's role of external fixation

Speaker: Vecsei Vilmos (Austria)

Primary internal fixation

Speaker: Varga E. (Hungary)

Management of soft tissue trauma

Speaker: Leenen L. (Netherlands)

Panel discussion: Questions and answers

General Orthopaedics / Complications

IL CARTILAGE REPAIR ROOM F2

Moderator: Essig Jerome (France)

Lecturer: Thienpont Emmanuel (Belgium)

14:00–15:30

GUEST SESSION

SIOT



NEW TRENDS IN AVASCULAR NECROSIS OF THE FEMORAL HEAD

ROOM F1

Organiser: Santori Francesco (Italy)

Natural evolution and dead bone rehabilitation

Speaker: Della Rocca Carlo (Italy)

Non invasive treatment of AVN, Research and development

Speaker: Cadossi R. (Italy)

Core decompression new trends

Speaker: Santori Nicola (Italy)

Conservative implants which and when?

Speaker: Marega Luca (Italy)

There is still a role of osteotomy?

Speaker: Giacometti Ceroni Roberto (Italy)

There is still a role of conventional implants AVN?

Foot/Ankle

SYMPOSIUM DIABETIC FOOT

ROOM E1

Organisers: Delmi Marino (Switzerland), Louwerens Jan Willem (Netherlands), Winson Ian (UK)

Diabetic foot neuro-arthropathy (pathogenesis, classification, clinical manifestation)

Speaker: Louwerens Jan Willem (Netherlands)

Non-surgical strategies for healing and preventing recurrence of diabetic foot ulcers

Speaker: Trnka Hans-Jorg (Austria)

Lower extremity fractures management in diabetic patients

Speaker: Parsons Steve (UK)

Discussion

Surgical management of Charcot neuro-arthropathy

Speaker: Agren Per-Henrik (Sweden)

The role of external fixation in Charcot foot arthropathy

Speaker: Polizois B. (Greece)

The "minor amputations" in the diabetic foot

Speaker: Ceccarelli Francesco (Italy)

Discussion

14:00–15:30

Sports / Knee Soft Tissue		
SYMPOSIUM	ACL REPAIR	ROOM E2
	Organiser: Kohn Dieter (Germany)	
	ACL repair: Where do we stand in 2009? Speaker: Kohn Dieter (Germany)	
	ACL repair: The biomechanical background Speaker: Bull Anthony (UK)	
	Single strand ACL reconstruction Speaker: Fink Christian (Austria)	
	ACL repair in children and adolescents with open physis Speaker: Seil Romain (Luxembourg)	
	Double strand ACL reconstruction Speaker: Siebold Rainer (Germany)	

Sports / Knee Soft Tissue		
CCD	THE DIFFICULT SPORTS KNEE	ROOM H
	Organiser: Verdonk René (Belgium)	
	Cartilage derangement: OATS technique as a primary or as a salvage procedure Speaker: Hangody László (Hungary)	
	Allogenic cartilage transplantation in "desperate cases" Speaker: Hangody László (Hungary)	
	Chronic ACL instability: Indications and limitations Speaker: Almqvist Fredrik (Belgium)	
	Corrective osteotomy and sports Speaker: van Heerwaarden Ronald (Netherlands)	
	Meniscal Substitution: new trends Speaker: Verdonk Peter (Belgium)	

14:00–15:40

GUEST SESSION

EHS



RESURFACING ARTHROPLASTY		ROOM D
	Organiser: Learmonth Ian (UK)	
	Indications for Hip Resurfacing Speaker: Treacy Ronan	
	Experience with Different Designs of Resurfacing Speaker: De Smet Koen	
	Surgical and Technical Tips and Tricks Speaker: Cobb Andrew	

14:00–15:40

Long Term Results of the Birmingham Hip Resurfacing Arthroplasty

Speaker: Treacy Ronan

Complications

Speaker: Cobb Andrew

Factors Influencing Release of Metal Debris

Speaker: De Smet Koen

Local and Systemic Biological Implications

Speaker: Learmonth Ian (UK)

Discussion

16:00–18:30

GUEST SESSION

EHS



NEW TRENDS IN HIP ARTHROPLASTY

ROOM D

Mini or conventional approaches

Speaker: Macheras George (Greece)

Big or small femoral heads

Speaker: Zagra Luigi (Italy)

Short femoral stems

Speaker: Learmonth Ian (UK)

New trends in bearing surfaces

Speaker: Fisher John

The future of navigated Hip Arthroplasty

Speaker: Siebert Werner

Modular femoral necks on 3D tapered stems

Speaker: Babis George

Discussion

14:00–16:00

General Orthopaedics / Complications

FREE PAPER OPERATIVE MANAGEMENT

ROOM K

Moderators: Kjaersgaard-Andersen Per (Denmark), Ramach Wolfgang (Austria)

F464

Evaluation of an autologous transfusion system for total knee replacement surgery

Authors: Widemschek Mark, Benesch Thomas, Germann Reinhard, Martin Arno, Pfanner Georg, Von Stempel Archibald

Speaker: Widemschek Mark

14:00–16:00

F465	Aspirin is not associated with increased blood loss and wound complications in hip fracture patients treated with the Percutaneous Compression Plate (PCCP) Authors: Melamed Eitan, Angel David, Gotfried Yechiel Speaker: Gotfried Yechiel
F467	Vacuum assisted closure (V.A.C.) results in lower extremities with a new simple cheap technique Authors: Albayrak Akif, Akdeniz Huseyin, Karakas Eyup, Tacal Mehmet, Yagmurlu Mehmet Speaker: Albayrak Akif
F468	Local over whole-body antiresorptive effects of a systemically administrated bisphosphonate in THA – Results from a randomized, double-blind, controlled trial Authors: Friedl Gerald, Aigner Reingard, Windhager Reinhard Speaker: Friedl Gerald
F469	Inter- and Intra-Observer Reliability of a New Measurement Device for Tibiofemoral Rotation Authors: Lorbach Olaf, Brockmeyer Matthias, Kohn Dieter, Maas Stefan, Seil Romain, Wilmes Philippe Speaker: Lorbach Olaf
F470	Discrepancy in Surgical coding: Who is the Ultimate Loser Authors: Rambani Nicole, Gamie Zakareya, Graham Simon, Manidakis Nikolaos, Polyzois Ioannis, Tsiridis Eleftherios, Venkatesh Ram Speaker: Rambani Nicole
F471	Assessing Patient Satisfaction after Replacement Arthroplasty Authors: Lawrence Trevor, Gudipati Suribabu Speaker: Lawrence Trevor
F472	Complication reporting in orthopaedic trials: A systematic review of randomized controlled trials Authors: Goldhahn Sabine, Audigé Laurent, Goldhahn Jörg, Hanson Beate, Mundi Raman Speaker: Goldhahn Sabine
F473	Selection and Publication Bias in Orthopaedic Literature Authors: Labek Gerold, Frischhut Stefan, Huebl Michael, Janda Wolfgang, Liebensteiner Michael, Pawelka Wolfram, Stoeckl Bernd, Thaler Martin, Williams Alexandra Speaker: Labek Gerold
F474	Citation Analysis of Orthopaedic Literature; 17 major orthopaedic journals compared for Impact Factor and SCImago Authors: Siebelt Michiel, Bhandari Mohit, Bloem Rolf, Pilot Peter, Poolman Rudolf, Siebelt Teun Speaker: Siebelt Michiel
F475	The effect of trainee involvement on procedure and list times in Orthopaedics: An indepth statistical analysis from a teaching hospital in United Kingdom Authors: Sahu Ajay, Johnson David, Turner Phillip, Wilson Thomas Speaker: Wilson Thomas

14:00–18:00

GUEST SESSION

EPOS



EUROPEAN ORTHOPAEDIC PAEDIATRIC SOCIETY

ROOM N

Organiser: Kaelin André (Switzerland)

Introduction

Speaker: Kaelin André (Switzerland)

Actual Indication for Surgery in Congenital Club Foot

Speakers: Epeldelgui Tomas (Spain), Napiontek Marek (Poland)

Pro-Con Botox treatment for CP Patients

Speakers: Brunner Reinald (Switzerland), Van Clampenhout Anja (Belgium)

Lower limb pain in children

Speaker: Pagnotta G. (Italy), Ippolito Ernesto (Italy), La Rosa Guido (Italy)

Perthes Disease, Pro-Con Surgical Treatment in Children

Speaker: Dimeglio Alain (France)

Cases Presentation and discussion around those pathologies

14:00–18:30

GUEST SESSION

EBJIS



POSTOPERATIVE INFECTIONS – CAN WE AVOID THEM?!

ROOM L

Organiser: Witso Eivind (Norway)

How big is the problem?

Speaker: Witso Eivind (Norway)

Should we always use antibiotic containing bone cement and operation theatres with laminar air flow in primary, cemented arthroplasties?

Speaker: Walenkamp Geert (Netherlands)

Antibiotic prophylaxis – what can we learn from the Scandinavian Arthroplasty and Hip Fracture Registers?

Speaker: Birger Engesaeter Lars (Norway)

A or B host – does it matter?

Speaker: Romano Carlo-Luca (Italy)

A good surgeon with a non-traumatic technique has fewer infections – evidence based or just myths?

Speaker: Borens Olivier (Switzerland)

Coating of implants with antibacterial compounds – in vitro, in vivo and clinical results

Speaker: Alt Volker (Germany)

Biodegradable vehicles for antibiotic delivery – a review

Speaker: Neut Daniëlle (Netherlands)

Antibiotic loaded bonegrafts – clinical applications

Speaker: Winkler Hans (Austria)

14:00–18:30

Osteoporosis		
EXMEX	THE FRAGILITY FRACTURES	ROOM G
Organisers: Puhl Wolfhart (Germany), Mutschler Wolf (Germany)		
14:00–14:12	Updates: National hip fracture database in the UK Speaker: Marsh David (UK)	
14:12–14:24	Updates: Biomechanics and biology of fracture healing in the osteoporotic bone Speaker: Augat Peter (Germany)	
14:24–14:36	Updates: New fixation strategies for osteoporotic bone Speaker: Moroni Antonio (Italy)	
14:36–14:45	Discussion	
14:45–16:00	Moderators: Lindgren Lars (Sweden), Maalouf Ghassan (Lebanon)	
14:45–15:00	Fracture solutions in the osteoporotic patient: Proximal Humerus Fractures Speaker: Haas Norbert (Germany)	
15:00–15:15	Fracture solutions in the osteoporotic patient: Proximal Femur – Total hip replacement vs. open reposition internal fixation Speaker: Pohlemann Tim (Germany)	
15:15–15:30	Fracture solutions in the osteoporotic patient: The osteoporotic spine: Kyhoplasty vs. vertebroplasty vs. non-surgical treatment Speaker: Voggenreiter Gregor (Germany)	
15:30–15:45	Fracture solutions in the osteoporotic patient: Distal Radius – Open reposition internal fixation vs. cement vs. non-surgical treatment Speaker: Stengel Dirk (Germany)	
15:45–16:00	Discussion	
16:30–18:30	Controversial case discussion Moderators: Haas Norbert (Germany), Pohlemann Tim (Germany)	
	Controversial case discussion: Elbow–fractures Speaker: Josten Christoph (Germany)	
	Controversial case discussion: Distal femur fractures Speaker: Haas Norbert (Germany)	
	Controversial case discussion: Periprosthetic fractures proximal femur Speaker: Mutschler Wolf (Germany)	
	Controversial case discussion: Spine fractures Speaker: Ubierna Maite (Spain)	
	Controversial case discussion: Pelvis–fractures Speaker: Pohlemann Tim (Germany)	
	Controversial case discussion: Dist. tibia / Pilon fractures Speaker: Kdolsky Richard (Austria)	
	Discussion	

15:00–16:00

Shoulder/Elbow

IL	PROXIMAL HUMERUS FRACTURE Moderator: Favard Luc (France)	ROOM J
Lecturer: Torrens Canovas Carlos (Spain)		

15:00–16:30

Spine

SYMPOSIUM	FUSION FOR THE DEGENERATED SPINE Organiser: Ogon Michael (Austria)	ROOM F2
Indication for minimal invasive spine fusion: Advantages and Complications Speaker: Wimmer Cornelius (Germany)		
Minimally Invasive Posterior Spinal Fusion Speaker: Lam Khai (UK)		
Degenerative scoliosis-operative treatment Speaker: Bach Christian (Austria)		

15:30–16:30

Sports / Knee Soft Tissue

IL	HOW TO TREAT MENISCUS LESIONS Moderator: Bull Anthony (UK)	ROOM E2
Lecturer: Charrois Olivier (France)		

Shoulder/Elbow

IL	FRACTURE DISLOCATIONS AROUND THE ELBOW. Moderator: Emery Roger (UK)	ROOM F1
Lecturer: Bégué Thierry (France)		

Foot/Ankle

FREE PAPER	OSTEOARTHRITIS AND DIABETES Moderators: Kristen Karl-Heinz (Austria), Kokavec Milan (Slovak Republic)	ROOM E1
F395	Arthroscopic treatment of the anterior soft-tissue impingement of the ankle: factors affecting the clinical outcome and new classification system Authors: Buda Roberto, Di Caprio Francesco, Giannini Sandro, Parma Alessandro, Vannini Francesca Speaker: Buda Roberto	
F396	Magnetic resonance imaging in a specialist foot and ankle practice; assessing accuracy as compared with arthroscopic findings in the diagnosis of ankle pathology Authors: Burke Sarah, Bergin Diane, Kearns Stephen, Keating Ciara Speaker: Burke Sarah	

15:30–16:30

F397	Alterations of plantar pressure distribution in posttraumatic end-stage ankle osteoarthritis Authors: Horisberger Monika, Hintermann Beat, Valderrabano Victor Speaker: Horisberger Monika
F398	Impact of 90 minutes running exercise on plantar loading of the forefoot : a prospective study on symptom-free athletes Authors: Deleu Paul Andre, Deschamps Kevin, Leemrijse Thibaut, Matricali Giovanni Speaker: Matricali Giovanni
F399	foot and leg necrosis managed by perforators based and axial vascularised flaps combined with other reconstructive technics in 23 cases Authors: Ignatiadis Ioannis, Dovris Dimitrios, Gerostathopoulos Nicolaos, Pananis Evangelos, Polyzois Vasilios, Vasilas Spyridon Speaker: Ignatiadis Ioannis
F400	Definitive Corrective Surgery on Diabetic non healing ulcers improves outcome Authors: Sharif Khalid, Ahmed Omer, Bates Maureen, Edmonds Michael, Kavarthapu Venu, Lahoti Om Speaker: Sharif Khalid

16:00–17:30

Spine		
CCD	SPINE PROBLEMS Organiser: Cáceres Palou Enric (Spain)	ROOM H
	Case degenerative Speaker: Salo Guillem (Spain)	
	Case tumour condition Speaker: Boriani Stefano (Italy)	
	Case fracture Speaker: Villas Carlos (Spain)	

16:30–17:30

Trauma/Polytrauma		
FREE PAPER	LOWER LIMB TRAUMA Moderators: Benedetto Karl (Austria), Simon Patrick (France)	ROOM J
F539	Radiostereometric analysis to monitor inter-fragmental stability during tibial plateau fracture healing Authors: Solomon Lucian, Callary Stuart, Carbone Tania, Chehade Mellick, Gu Zenhai, Howie Donald, Stevenson Aaron, Vakaci Ioane Speaker: Solomon Lucian	
F540	Intramedullary nailing for upper tibia fractures Authors: Katsenis Dimitris, Drakoulakis Manolis, Hatzicristou Marios, Kouris Antonis, Pogiatzis Kostas, Schoinochoritis Nikos, Triantafillis Vassilis Speaker: Katsenis Dimitris	

16:30–17:30

- F541 Ilizarov external fixation as treatment for tibial shaft fractures in adults
 Authors: Beltsios Michail, Alexandropoulos Panagiotis, Giourmetakis George, Kaspiris Angelos, Kovanis Ioannis, Papavasiliou Evangelos, Savvidou Olga
 Speaker: Beltsios Michail
-
- F542 Intramedullary nailing using expandable nails. Pros & Cons
 Authors: Fortis Athanasios, Dimas Anastasios, Kollintzas Likourgos, Kourkoutas Konstantinos, Lioliou Alexandra
 Speaker: Fortis Athanasios
-
- F543 Management of distal tibial fractures using hybrid external fixation
 Authors: Babis George, Evangelopoulos Dimitrios, Kontovazenitis Panos, Nikolopoulos Kwstas, Sakellariou Vassilios, Soucacos Panayiotis
 Speaker: Kontovazenitis Panos
-
- F544 Limited reamed intramedullary nailing as the solution of the problem of union for open tibial shaft fractures
 Authors: Kaftandziev Igor, Arsovski Oliver, Hasani Ilir, Nikolov Ljupco, Saveski Jordan, Trpeski Simon
 Speaker: Kaftandziev Igor

16:30–18:30

General Orthopaedics / Complications

FREE PAPER VENOUSTROMBOEMBOLISM ROOM K

Moderators: Fellingner Erich (Austria), Hämäläinen Martti (Finland)

- F476 Implementation of the NICE Guidelines for Venous Thromboprophylaxis; A National Survey of Hip Surgeons
 Authors: Sharif Khalid, Bagga Tajesh, Nunn Timothy, Rehman Fazal
 Speaker: Sharif Khalid
-
- F477 A pooled analysis of four pivotal studies of rivaroxaban for the prevention of venous thromboembolism after hip or knee arthroplasty
 Authors: Turpie Alexander, Bandel Tiemo, Eriksson Bengt, Gent Michael, Homering Martin, Kakkar Ajay, Lassen Michael, Misselwitz Frank, Westermeier Torsten
 Speaker: Turpie Alexander
-
- F478 Economic impact of rivaroxaban versus enoxaparin for prevention of venous thromboembolism after total hip and total knee arthroplasty in Sweden
 Authors: Rytberg Lars, Björholt Ingela, Diamantopoulos Alexander, Forster Fiona, Fraschke Anina, Lees Michael
 Speaker: Rytberg Lars

16:30–18:30

Free Paper Award
Winner Gold

FRIDAY
5 JUNE 09

F479	<p>Pooled analysis of four clinical studies of rivaroxaban after hip and knee arthroplasty: Effects of NSAIDs and ASA</p> <p>Authors: Borris Lars, Bandel Tiemo, Eriksson Bengt, Gent Michael, Homering Martin, Kakkar Ajay, Lassen Michael, Turpie Alexander, Westermeier Torsten</p> <p>Speaker: Borris Lars</p>
F480	<p>Venous thromboembolism after primary joint replacement</p> <p>Authors: Cusick Laurence, Beverland David</p> <p>Speaker: Cusick Laurence</p>
F481	<p> The incidence and risk factors for venous thromboembolism in patients following a femoral neck fracture</p> <p>Authors: Mcnamara Iain, Parker Martyn, Prevost Teresa, Sharma Aman</p> <p>Speaker: Mcnamara Iain</p>
F482	<p>A prospective cohort study on the effectiveness of 3,500 IU versus 5,00 IU bempirin sodium in the prophylaxis of postoperative thrombotic events in obese patients undergoing orthopedic surgery</p> <p>Authors: Vavken Patrick, Grohs Josef, Lunzer Andreas</p> <p>Speaker: Lunzer Andreas</p>
F483	<p>Analysis of influence of timing and anticoagulant/antiplatelet therapy on the risk of complications in patients affected by hip fracture</p> <p>Authors: Dettoni Federico, Castoldi Filippo, Collo Gianluca, Lollino Nicola, Marmotti Antonio, Parisi Simone, Rossi Roberto</p> <p>Speaker: Marmotti Antonio</p>
F484	<p>150 mg Dabigatran Etxilate Showed Similar Efficacy and Apparently Lower Bleeding Compared with Enoxaparin for the Prevention of Venous Thromboembolism in Moderately Renally Impaired Patients After Total Knee or Hip Replacement Surgery</p> <p>Authors: Kurth Andreas, Clemens Andreas, Dahl Ola, Eriksson Bengt, Noack Herbert, Rosencher Nadia, Schnee Janet</p> <p>Speaker: Kurth Andreas</p>
F485	<p>No Difference Detected in Efficacy of Dabigatran Etxilate When Initial Dosing was Delayed: A Post Hoc Analysis of Pooled Data from the European Pivotal Phase III Trials</p> <p>Authors: Dahl Ola, Clemens Andreas, Eriksson Bengt, Hantel Stefan, Kurth Andreas, Rosencher Nadia, Schnee Janet</p> <p>Speaker: Dahl Ola</p>
F486	<p>150 mg Dabigatran Etxilate Once Daily Has a Good Safety Profile and Comparable Efficacy To Enoxaparin For Primary Prevention of Venous Thromboembolism After Total Knee or Hip Replacement Surgery in Patients Over 75 Years of Age</p> <p>Authors: Dahl Ola, Clemens Andreas, Eriksson Bengt, Kurth Andreas, Noack Herbert, Rosencher Nadia, Schnee Janet</p> <p>Speaker: Dahl Ola</p>

16:30–18:30

- F487 Safety Profile of Dabigatran Etxilate in Patients Undergoing Major Orthopaedic Surgery Concomitantly Taking Aspirin or Nonsteroidal Anti-inflammatory Drugs: Findings in 3 Phase III Trials
 Authors: Eriksson Bengt, Caprini Joseph, Clemens Andreas, Friedman Richard, Kurth Andreas, Noack Herbert, Schnee Janet
 Speaker: Eriksson Bengt

17:00–18:30

Sports / Knee Soft Tissue

SYMPOSIUM ALLOGRAFT IN SPORT MEDICINE ROOM E2

Organiser: Verdonk René (Belgium)

Scapholds in sports medicine

Speaker: Monllau J.C. (Spain)

Allografts in sports medicine

Speaker: Thienpont Emmanuel (Belgium)

Allogenic cartilage transplantation

Speaker: Almqvist Fredrik (Belgium)

Meniscal transplants

Speaker: Verdonk Peter (Belgium)

General Orthopaedics / Complications

SYMPOSIUM THE INTEGRATED OPERATING ROOM – LIVE SURGERY! ROOM F2

Organiser: Kjaersgaard-Andersen Per (Denmark)

Live transmission of primary THA from OP Vejle to Vienna

Speaker: Poulsen Thomas K. (Denmark)

Presentation on navigation in THA

Speaker: Essig Jerome (France)

The integrated OP room in arthroscopy

Speaker: Freilinger Wolfgang (Austria)

Panel debate

Foot/Ankle

FREE PAPER FORFOOT ROOM E1

Moderators: Kokavec Milan (Slovak Republic), Wanivenhaus Axel (Austria)

- F401 Local phenol injection in the treatment of interdigital neuritis of the foot (Morton's neuroma)

Authors: Magnan Bruno, Bartolozzi Pietro, Samaila Elena Manuela, Viola Gino

Speaker: Magnan Bruno

- F402 Soft tissue balancing of the subluxated second metatarsophalangeal joint – a 2 to 10 years follow-up

Authors: Holinka Johannes, Lass Richard, Pfeiffer Martin, Wanivenhaus Axel

Speaker: Holinka Johannes

17:00–18:30

F403	Stimulation of bone healing by ultrasound after chevron osteotomy for hallux valgus Authors: Zacherl Maximilian, Gruber Gerald, Radl Roman, Rehak Peter, Windhager Reinhard Speaker: Zacherl Maximilian
F404	Radiological outcome following percutaneous minimally invasive correction of Hallux Valgus using K-wire fixation Authors: Penna Sreeram, Nalla Ram, Sharma Ramesh Speaker: Penna Sreeram
F405	Long term results of mitchell's procedure for Hallux Valgus deformity; a 5- to 20-year follow up in 204 cases Authors: Tryfonidis Marios, Dermon Antonios, Kazakos Konstantinos, Lyras Dimitris, Petrou Charis, Stavrakis Tzannis, Tilkeridis Costas Speaker: Lyras Dimitris
F406	Treatment of moderate Hallux-Valgus Deformity in 140 Patients by means of Diaphyseal Displacement Ostotomy – Ludloff versus Scarf-Osteotomy Authors: Meyer Oliver, Fechner Alexander, Godolias Georgios Speaker: Meyer Oliver
F407	Tendoscopy and peroneal vincula: a cadaveric and histological study Authors: Marmotti Antonio, Blonna Davide, Castoldi Filippo, Del Din Rainero, Germano Margherita, Mosso Luciano, Rossi Paolo, Rossi Roberto, Tellini Alessandra Speaker: Marmotti Antonio
F408	Tendoscopic management of peroneal tendon disorders Authors: Jerosch Jörg, Schunck Jochem Speaker: Jerosch Jörg
F409	Insertion of the anterior tibial tendon: a cadaver study Authors: Anagnostakos Konstantinos, Kelm Jens, Kristen Alexander Speaker: Anagnostakos Konstantinos

Shoulder/Elbow

FREE PAPER	ELBOW	ROOM F1
Moderators: Farron Alain (Switzerland), Torrens Canovas Carlos (Spain)		
F428	Ligament reconstruction with a single strand trizeps tendon graft in posterolateral rotational instability of the elbow Authors: Geyer Michael Speaker: Geyer Michael	
F429	Prospective study of arthroscopic tennis elbow release Authors: Parmar Rish, Dalal Sam, Roy Bibhas Speaker: Parmar Rish	

17:00–18:30

F430	8.4 Years Results After Radial Head Arthroplasty Authors: Burkhart Klaus, Hessmann Martin, Kühle Raphael, Mattyasovszky Stefan, Müller Lars, Rommens Pol, Runkel Martin, Schwarz Christina Speaker: Burkhart Klaus
F431	Comminuted proximal Ulna fractures: Injury pattern surgical techniques and outcome Authors: Mofidi Ali, Maripuri Nidu, Mohanty Khittish, Tiessen Lars Speaker: Mofidi Ali
F432	"Andrews" modified ligamentoplasty for treating postraumatic instabilities of the elbow. 9 cases Authors: Ignatiadis Ioannis, Dovris Dimitrios, Gerostathopoulos Nicolaos, Mavrogenis Andreas, Pananis Evangelos, Vasilas Spyridon Speaker: Ignatiadis Ioannis
F433	Therapeutic options in post-traumatic radio-ulnar synostosis of the forearm Authors: Bégué Thierry, Tastet Fabien Speaker: Bégué Thierry
F434	In vivo motion analysis of total elbow arthroplasty Authors: Kazuma Futai, Kazuomi Sugamoto, Takaharu Yamazaki, Tetsuya Tomita Speaker: Kazuma Futai
F435	Long-term RSA results of 18 Souter-Strathclyde elbow prostheses Most humeral components migrate, but there is limited clinical impact Authors: Vanderlugt Joris, Nelissen Rob, Rozing Piet, Valstar Edward, Witvoet-Braam Sietske Speaker: Vanderlugt Joris
F436	Revision Total Elbow Arthroplasty: Results of a minimum of 5 years follow up Authors: Salama Amir, Nicoletti Simone, Stanley David Speaker: Nicoletti Simone

17:30–18:30

Spine		ROOM H
FREE PAPER	SCOLIOSIS	
	Moderators: Krepler Petra (Austria), Ogon Michael (Austria)	
F458	Halo use in a regional spinal unit – morbidity & mortality reduction strategy, a 10-year experience Authors: Kazi Hussain, Dematas Marcus, Pillay Robin Speaker: Kazi Hussain	
F459	Is it necessary to operate all split cord malformations (SCM) before long segment corrective surgery in patients with congenital spine deformities (CSD)? Authors: Ayvaz Mehmet, Acaroglu Rifat, Akalan Nejat, Alanay Ahmet, Yazici Muharrem Speaker: Ayvaz Mehmet	

17:30–18:30

F460	Late onset Pott's paraplegia with kyphosis: single stage decompression and deformity correction with pedicle subtraction osteotomy and posterior instrumentation Authors: Gavaskar Ashok, Achimuthu Raja, Marimuthu Chandra, Tummala Naveen Speaker: Tummala Naveen
F461	Incidence of Pars Defect Associated With Spina Bifida Authors: Vannet Nicola, Ahuja Sashin, Davies Paul, Hammer Katherine, Howes John, James Stuart, Jones Alwyn Speaker: Vannet Nicola
F462	Evaluation of the sagittal balance of the spine after uninstrumented in situ fusion of spondylolisthesis in children Authors: Trincat Sebastien, Bentahar Tayeb, Dimeglio Alain Speaker: Trincat Sebastien
F463	Which technique is best? Traction before general anesthesia or under general anesthesia Authors: Delialioglu Onder, Bayrakci Kenan, Celebi Mehmet, Ceyhan Erman, Daglar Bulent, Gunel Ugur, Tasbas Bulent, Vural Celal Speaker: Delialioglu Onder

MEDITERRANEAN HAND CRUISE 2009

Combined Congress of H.S.S.H. & H.S.R.M.
with international participation

21 - 28 August 2009
www.handcruise2009.com

Congress Organizers

HSSH
Hellenic Society
for Surgery of the Hand and
Upper Extremity

HSRM
Hellenic Society
of Reconstructive Microsurgery

Congress Secretariat
CTM International S.A.
5, Apollonos Street, 105 57 Athens, Greece
Tel.: +30 210 32 44 932, Fax: +30 210 32 50 660
Email: info@handcruise2009.com



THE JOURNAL OF BONE & JOINT SURGERY
J B & J S

Visit us at booth Y-49 for a **10%** discount

The Journal of Bone and Joint Surgery

A World leading orthopaedic journals package,
consisting of British and American Volumes.

Already a subscriber?
Activate today and take our website
tour to find out about the many
online exclusives available to you.

www.jbjs.org.uk/efort

SATURDAY 6 JUNE 09

Hour	Room D Level -1	Room E1 Level 0	Room E2 Level 0	Room F1 Level 0	Room F2 Level 0	Room K Level -1	Room L Level 1	Room N Level 1	Room H Level -1	Room G Level -1	Room P Level -1
8:30	Hip fractures Trauma/Polytrauma Free Paper	Winter sports injuries EFOST Guest Session	Computer aided surgery: Present and future application General Orthopaedics/ Complications Symposium	Hip revision Hip Free Paper	Bone Tumour Workshop in 2009 Bone and joint tumour IL	Vertebroplasty/ Kyphoplasty: State of the art Spine Symposium	Hip Basic science Free Paper	Fractures of the proximal humerus Fractures of the distal humerus ESSE - SECC Guest Session	Acute and chronic TKR Infection Knee osseous CCO	Total hip arthroplasty: The ideal bearing surface Hip EXMEx	Health Service Research/ BVOU EFOST Committee/ Member Society
9:00			General Orthopaedics/ Complications Symposium								
9:30					Tumour metastasis Bone and joint tumour Free Paper	Low backpain: Strategies and management Spine IL	Complications following Elective Hip Joint revisions ISF Guest Session		DDH paediatrics Free Paper		
10:00	The emerging third world orthopaedics General Orthopaedics Symposium			Migration and ingrowth Hip Free Paper	Tumour prothesis in children: Advances Paediatrics Symposium	Scoliosis Spine Free Paper	Break	Break			
10:30							Pain control/ Rehabilitation and non- surgical management Free Paper		Paediatrics miscellaneous Paediatrics Free Paper		
11:00											
11:30											
12:00											
12:30											
13:00											

GENERAL ORTHOPAEDICS TRAUMA/
POLYTRAUMA SPINE UPPER LIMB PAEDIATRICS

SATURDAY
6 JUNE 09

08:30–09:30

Bone and joint tumour

IL	BONE TUMOUR: WORKUP IN 2009 Moderator: Cannon Stephen (UK)	ROOM F2
Lecturer: Kotz Rainer (Austria)		

08:30–10:00

General Orthopaedics / Complications

SYMPOSIUM	COMPUTER AIDED SURGERY: PRESENT AND FUTURE APPLICATION Organiser: Zaffagnini Stefano (Italy)	ROOM E2
Navigated ACL reconstruction Speaker: Colombet Phillippe (France)		
Future trend in computer assisted surgery Speaker: Klos T.V.S (Netherlands)		
Navigated TKA present and future Speaker: Jenny Jean-Yves (France)		
In vivo kinematic evaluation of UKA, TKA and ACL reconstruction and future application of navigation Speaker: Zaffagnini Stefano (Italy)		

Spine

SYMPOSIUM	VERTEBROPLASTY / KYPHOPLASTY: STATE OF THE ART Organiser: Salo Guillem (Spain)	ROOM K
Advances in biomechanical research Speaker: Boger Andreas (Switzerland)		
Current and new indications for vertebroplasty and kyphoplasty Speaker: Serra Joan (Spain)		
Long term experience with vertebroplasty Speaker: Deramond Herve (France)		
Treatment of complications of vertebroplasty and kyphoplasty Speaker: Verlaan J.J. (Netherlands)		

Knee osseous

CCD	ACUTE AND CHRONIC TKR INFECTION Organisers: Neyret Philippe (France), Müllner Thomas (Austria)	ROOM H
-----	---	--------

Speakers: Backstein David (Canada), Stukenborg Christina (Germany), Bégué Thierry (France)

08:30–10:00

Trauma/Polytrauma

FREE PAPER	HIP FRACTURES	ROOM D
Moderators: Steens Wolfram (Germany), TBA		
F546	Patients admitted with a hip fracture taking antithrombotic medication Authors: Phillips Hannah, Al-Modaris Firas, Carlino William, Chakrabarti Indranil Speaker: Phillips Hannah	
F547	Delay To Surgery In Displaced Intracapsular Femoral Neck Fractures In Adults Aged Less Than 65 Years Authors: Doyle Timothy, Connolly Christopher, Falls Keith, Mcdonald Sinead, Napier Richard Speaker: Doyle Timothy	
F548	Impact of organizational changes on neck of femur fracture mortality rate Authors: Mallick Emad, Furlong Andrew, Pandey Radhakant Speaker: Mallick Emad	
F549	Serum Albumin and Total Lymphocyte Count Predict Hip Fracture Outcome in Patients >60 years Authors: O'daly Brendan, O'rourke Kieran, Quinlan John, Quinlan William, Stapleton Robert, Walsh James Speaker: O'daly Brendan	
F550	The use of orthopaedic POSSUM scoring for fractured neck of femur patients with Bone Cement Implantation Syndrome Authors: Brook Charis, Dodd Matthew, Palmer Simon Speaker: Brook Charis	
F551	The effect of implementation of European working time directive on the current Orthopaedic training by multicentric hip fracture reaudit in England Authors: Sahu Ajay, Dalal Sam, Jain Neil, Mahajan Ravindra, Todd Brian Speaker: Jain Neil	
F552	An audit of trauma training Authors: Sharma Ritesh, Kabir Chindu, Kendall Namita, Kumar Shashi Speaker: Sharma Ritesh	
F553	Incidence of MRSA surgical site infection in MRSA Carriers in an Orthopaedic Trauma Unit Authors: Korim Muhammad, Acharya Mehool, Nixon Mattew, Pandey Monty, Shukla Soorav Speaker: Korim Muhammad	

Hip

FREE PAPER	HIP REVISION	ROOM F1
Moderators: Leunig Michael (Switzerland), Doets Kees (Netherlands)		
F584	Bearing surface and risk of revision due to dislocation after primary total hip arthroplasty Authors: Sexton Shaun, De Steiger Richard, Jackson Mark, Stanford Tyman, Walter William Speaker: Sexton Shaun	

08:30–10:00

F585	Acetabular reconstruction with bone impaction grafting in revision arthroplasty in patients with massive acetabular defects Authors: De Kam Daniël, Egmond Nienke, Gardeniers Jean, Schreurs Willem Speaker: Egmond Nienke
F586	Porous tantalum coated modular acetabular cups (Tritanium) in revision arthroplasty: Early experience Authors: Ramappa Manjunath, Bajwa Ali, Kulkarni Ashwin, Mcurtry Ian, Port Andrew Speaker: Ramappa Manjunath
F587	Results of a new revision system in complex hip and knee revision cases – Megasystem C by LINK Authors: Stoeckl Bernd Speaker: Stoeckl Bernd
F588	Repair of Massive Abductor Loss after Total Hip Replacement using Achilles Tendon Allograft Authors: Fehm Michael, Burke Dennis, Geller Jeffrey, Huddleston James, Malchau Henrik Speaker: Malchau Henrik
F589	Use of Quixil (Thrombin fibro-sealant) in reducing blood loss in Revision THR Authors: Rajkumar Shanmugasundaram, Andrade Anthony, Tavares Shawn Speaker: Rajkumar Shanmugasundaram
F590	Influential factors in revision total hip replacement with antibiotic-loaded cement for deep infection; 5 to 27 years follow-up study Authors: Nagai Hajime, Kay Peter, Wroblewski Mike Speaker: Nagai Hajime
F591	The utility of interleukin-6 to detect infection in revision THA. A comparative prospective study Authors: Tanoira Ignacio, Buttaro Martin, Comba Fernando, Marcos Lucas, Pascual Garrido Cecilia, Piccaluga Francisco, Rial Pedro, Zanotti Gerardo Speaker: Tanoira Ignacio
F592	One stage revision of infected hip replacement using uncemented systems and antibiotic impregnated allograft bone Authors: Winkler Heinz, Kaudela Karl, Menschik Franz, Stoiber Alexander, Winter Felix Speaker: Winkler Heinz

Basic science

FREE PAPER HIP

ROOM L

Moderators: Hämäläinen Martti (Finland), Honl Matthias (Austria)

F653	Genetic influences in the aetiology of femoroacetabular impingement: A Sibling study Authors: Pollard Thomas, Carr Andrew, Fern Darren, Murray David, Norton Mark, Villar Richard, Williams Mark Speaker: Pollard Thomas
F654	Osteoprotegerin, rank and rankl expression in the femoral head of patients with avn Authors: Samara Stavroula, Chassanidis Christos, Dailiana Zoe, Kollia Panagoula, Koromila Theodora, Malizos Konstantinos, Papatheodorou Loukia Speaker: Samara Stavroula

08:30–10:00

F655	Cytotoxicity of Clinically Relevant Metal Nanoparticles on Macrophages In Vitro Authors: Kwon Young-Min, Gill Harinderjit, Murray David, Xia Zhidao Speaker: Gill Harinderjit
F656	Cobalt ions induce a mesenchymal phenotype in primary human osteoblasts Authors: Queally Joseph, Butler Joseph, Devitt Brian, Doran Peter, Murray David, O'Byrne John Speaker: Queally Joseph
F657	Does fluid interference matter during cement-in-cement revision? Authors: Roudol Gregory, Gamie Zakareya, Graham Simon, Manidakis Nikolaos, Polyzois Ioannis, Tsiridis Eleftherios, Wilcox Ruth Speaker: Roudol Gregory
F658	The interaction of Fibroblasts with Diamond-like-carbon coated Titanium Authors: Dhawan Rohit, Blunn Gordon, Pendegrass Catherine Speaker: Dhawan Rohit
F659	Osseointegration of implants inserted pressfit with parathyroid hormone as adjuvant therapy Authors: Daugaard Henrik, Bechtold Joan, Elmengaard Brian, Lamberg Anders, Soballe Kjeld Speaker: Daugaard Henrik
F660	In-vitro computer assisted analysis of the influence of soft tissues on hip joint kinematics Authors: Zaffagnini Stefano, Gold Garry, Lindsey Derek, Lopomo Nicola, Marcacci Maurilio, Safran Marc, Vaughn Zackary Speaker: Marcacci Maurilio
F661	Kinematic assessment of hip movement when picking an object up Authors: Panchani Sunil, Moorehead John, Scott Simon, Shariff Raheel Speaker: Panchani Sunil

08:30–10:30

GUEST SESSION EFOST



WINTER SPORTS INJURIES

ROOM E1

Organiser: Huylebroek Jose (Netherlands)

Introduction by EFOST President

Speaker: Huylebroek Jose (Netherlands)

Injury potential of winter sports

Speakers: Hoser C. (Austria), Fink Christian (Austria)

Prevention of injuries in skiing

Speaker: Jorgensen U. (Denmark)

Challenges of professional alpine skiing

Speaker: Fink Christian (Austria)

08:30–10:30

Rountable with: Headcoach of Austrian alpine female skiteam

Speaker: Mandl Herbert (Austria)

Rountable with: Director of "Skigymnasium Stams"

Speaker: Staudacher Arno (Austria)

Rountable with: Teamdoctor of French alpine skiteam

Speaker: Chambat Pierre (Austria)

Rountable with: Teamdoctor of Germany alpine skiteam

Speaker: Mayer Hermann (Switzerland)

Rountable with: Teamdoctor of Swiss alpine skiteam

Speaker: Menetrey Jacques (Switzerland)

Rountable with: Representative of Italian skiteam

Speaker: Canata J.L. (Italy)

Rountable with: Representative from Austrian sports news

11:00–13:00

GUEST SESSION

EFOST

SHOULDER IN SPORTS

ROOM E1

Organisers: Kos Burt (Netherlands), Huylebroek Jose (Netherlands)

Unstable painfull shoulder

Speaker: Kelberine François (France)

First dislocation (place of surgical treatment)

Speaker: Willems Jaap (Netherlands)

Rotator cuff tears in young athletes

Speaker: Landreau Ph. (France)

Sport and shoulder prosthesis

Speaker: Huylebroek Jose (Netherlands)

Shoulder hypermobility and hyperlaxity: SLAP treatment in overhead athletes

Speakers: Hackney Roger (UK), van der Hoeven H. (Netherlands)

What type of operative stabilization in sports

Acromioclavicular dislocation: Actual treatment

Speaker: Agneskirchner D. (Germany)

The suprascapular nerve entrapment in over head sport activities

Speaker: Celli Andrea

Clavicular fractures in sports

08:30–13:30

GUEST SESSION

ESSSE-SECEC



FRACTURES OF THE PROXIMAL HUMERUS

ROOM N

Organiser: Wambacher Markus (Austria)

Principles in the treatment of proximal humerus fractures with special regards to closed management

Speaker: Resch Herbert (Austria)

Plate fixation and primary arthroplasty in proximal humerus fractures

Speaker: Kralinger Franz (Austria)

How to optimise results of prosthetic replacement in proximal humerus fractures

Speaker: Neuman Lars (UK)

Complications after proximal humerus fractures

Speaker: Wambacher Markus (Austria)

GUEST SESSION

ESSSE-SECEC



FRACTURES OF THE DISTAL HUMERUS

ROOM N

Organiser: Hertel Ralph (Switzerland)

Principles in the treatment of the distal humerus

Speaker: Hertel Ralph (Switzerland)

Treatment options of distal humerus fractures

Speaker: Wambacher Markus (Austria)

Treatment of nonunion of the distal humerus

Speaker: Lutz Martin (Austria)

Treatment of the stiff elbow after fracture

Speaker: Johannsen Hans Vigo (Denmark)

09:00–13:00

Hip

EXMEX

TOTAL HIP ARTHROPLASTY: THE IDEAL BEARING SURFACE

ROOM G

Organiser: Knahr Karl (Austria)

09:00–09:10 Welcome and introduction

Speaker: Knahr Karl (Austria)

09:10–09:25 Conventional poly on metal head

Speaker: Kärrholm Johan (Sweden)

09:25–09:40 HXLPE on metal head

Speaker: Malchau Henrik (USA)

09:40–09:55 Ceramic-on-ceramic articulation

Speaker: Sedel Laurent (France)

09:00–13:00

09:55–10:10	Metal-on-metal articulation Speaker: Kotz Rainer (Austria)
10:10–10:30	Discussion
10:30–11:00	Coffee break – offered by the participating industry
11:00–10:08	Vitamin E stabilised HXLPE (BIOMET) Speaker: Guth Katharina (Germany)
11:08–11:16	The new X3 Technology (Stryker) Speaker: Streicher Robert (Switzerland)
11:16–11:24	Lessons learned from 20 years experience with ceramic-on-polyethylene articulation (Mathys) Speaker: Delfosse Daniel (Switzerland)
11:24–11:32	OXINIUM™: an arthroplasty option for young and active patients (Smith & Nephew) Speaker: Hussain Azad (UK)
11:32–11:40	Metal-on-metal articulations in total hip arthroplasty (Zimmer) Speaker: Rieker Claude (Switzerland)
11:40–11:48	Clinical aspects of ceramic-on-ceramic articulations (CeramTec) Speaker: Pandorf Thomas (Germany)
11:48–11:56	Acetabular System: nanotechnology and high performances (Samo) Speaker: Sandrini Enrico (Italy)
11:56–12:04	Ceramic-on-metal hip arthroplasties (DePuy) Speaker: Isaac Graham (UK)
12:04–13:00	Discussion

09:30–10:30

Bone and joint tumour

FREE PAPER	TUMOUR METASTASIS	ROOM F2
Moderators: Leithner Andreas (Austria), Szendrői Miklos (Hungary)		
F611	Intramedullary nailing for metastatic humeral lesions and fractures Authors: Mallick Emad, Ashford Rob, Maheshwari Rohit, Pandey Radhakant Speaker: Mallick Emad	
F612	Spinal metastatic disease Authors: Langdon James, Bernard Jason, Molloy Sean Speaker: Langdon James	
F613	Comparison of seven preoperative prognostic scoring systems for spinal metastases Authors: Leithner Andreas, Gruber Gerald, Hochegger Markus, Leithner Katharina, Radl Roman, Rehak Peter, Welkerling Heike, Windhager Reinhard Speaker: Leithner Andreas	
F614	Epidemiology and survival after surgical stabilization of spinal metastases during 28 years Authors: Vavken Patrick, Krepler Petra Speaker: Vavken Patrick	

09:30–10:30

F616 Results of modular megaprosthesis (Link Megasystem C) in treatment of metastatic disease
 Authors: Capanna Rodolfo, Beltrami Giovanni, Campanacci Domenico, Comitini Vincenzo, De Biase Pietro, Scoccianti Guido, Sensi Lorenzo
 Speaker: Capanna Rodolfo

10:00–11:00

**GUEST SESSION
ISTF**



COMPLICATIONS FOLLOWING ELECTIVE HIP JOINT OPERATIONS ROOM L

Chairmen: Dahl Ola, Lassen Michael Rud
 Mortality, morbidity and quality of life in elective THR operated patients – Prospective data in specialized centre. A PhD thesis
 Lecturer: Ryge Camilla

Spine

IL LOW BACKPAIN: STRATEGIES AND MANAGEMENT ROOM K

Moderator: Salo Guillem (Spain)
 Lecturer: Eyb Richard (Austria)

Knee osseous

FREE PAPER KNEE OSSEOUS MISCELLANEOUS ROOM E2

Moderators: Kohn Dieter (Germany), Trieb Klemens (Austria)

F563 Are knee replacements more successful in happy patients? – The role of psychological factors in recovery from TKA surgery
 Authors: Hanusch Birgit, Gregg Paul, Ions G, Ions Peter, O'connor Daryl, Scott Alexandra
 Speaker: Hanusch Birgit

F564 Does Oxford Knee Scoring at Pre-Assessment Clinic differ from Physiotherapist Scoring on day of admission for Knee Arthroplasty?
 Authors: Eardley Will, Baker Paul, Jennings Andrew, Versey Howard
 Speaker: Baker Paul

F565 Obesity & Total Knee Arthroplasty: Is it more time consuming and do they stay longer?
 Authors: Bryson David, Dias David, Gulihar Abhinav, Williams Stephen
 Speaker: Bryson David

F566 A multi-centre study including 385 navigated total knee replacements
 Authors: Giurea Alexander, Holinka Johannes, Jenny Jean-Yves, Kotz Rainer, Kubista Bernd, Lass Richard, Miehke Rolf, Pfeiffer Martin
 Speaker: Giurea Alexander

10:00–11:00

F567 Minimising allogenic blood transfusion post total knee arthroplasty: A single centre experience
 Authors: Maheshwari Rohit, Siegmeth Alexander
 Speaker: Siegmeth Alexander

F568 Systematic review and meta-analysis of the use of antifibrinolytic agents in total knee replacement (SMAK)
 Authors: Sukeik Mohamed, Alshryda Sattar, Mason James, Nargol Antoni
 Speaker: Sukeik Mohamed

Paediatrics

FREE PAPER DDH ROOM H
 Moderators: Brunner Reinald (Switzerland), Stiegler Helmar (Austria)

F617 Detection of Estrogen receptors in Human Hip Capsule and Ligamentum Teres (a Labratory study about the etiology of Developmental Dysplasia of the Hip)
 Authors: Desteli Engin, Gulman Birol, Koksal Bülent, Yazici Ozgur
 Speaker: Desteli Engin

F618 Does Clinical Assessment Contribute Additional Benefits to US Screening of Newborn Hips referred to Hip screening clinic?
 Authors: Thonse Raghuram, Johnson Geoffrey
 Speaker: Thonse Raghuram

F619 United Kingdom experience of the universal screening programme for Developmental Dysplasia of the Hip in neonate
 Authors: Ho Kevin, Clegg John, Gaffey Andrew
 Speaker: Ho Kevin

F622 Is routine x-ray needed for all patients following normal ultrasound in high risk screening for developmental dysplasia of the hip?
 Authors: Ganesan Senthil Kumar, Wray Richard
 Speaker: Ganesan Senthil Kumar

F623 Early radiological outcome of ultrasound controlled treatment in developmental dysplasia of the hip
 Authors: Dornacher Daniel, Nelitz Manfred, Reichel Heiko
 Speaker: Dornacher Daniel

F625 Femoral Head Deformity at Skeletal Maturity after Open Reduction by Ludloff's Medial Approach for Developmental Dislocation of the Hip
 Authors: Okano Kuniyiko, Enomoto Hiroshi, Motokawa Satoru, Osaki Makoto, Shindo Hiroyuki, Takahashi Katsuro
 Speaker: Okano Kuniyiko

10:00–11:30

General Orthopaedics / Complications

SYMPOSIUM	THE EMERGING THIRD WORLD ORTHOPAEDICS	ROOM D
	Organiser: Salzer Martin (Austria)	
	Sustainability, the basic demand of every project of development cooperation Speaker: Salzer Martin (Austria)	
	Back to basics- experiences from working for the International Committee of the Red Cross (ICRC) in war-torn, low-income countries Speaker: Molde Asa (Sweden)	
	The AO Reversed Fellowship in Eritrea Speaker: Jakob Roland (Switzerland)	
	Critical Aspects of Short Term Engagement in Jemen Speaker: Holz Ulrich (Germany)	
	The orthopaedic 'infrastructure' of Ghana West-Africa Speaker: Rompa Paul (Netherlands)	
	Surgery for Ghana pitfalls and success are close Speaker: Wurnig Christian (Austria)	
	Problems and obstacles in establishing a sustainable clubfoot project in Mali Speaker: Radler C. (Austria), Salzer Martin (Austria)	
	Know How transfer in orthopedic surgery, Austria-Bosnia and Herzegovina Speakers: Becirbegovic Semin (Bosnia Herzegovina), Gavrakapetanovic Ismet (Bosnia Herzegovina), Salzer Martin (Austria)	
	Discussion Speaker: Salzer Martin (Austria)	

"Do we want to help people in the 3rd world?"

Of course : That's what we all want!

But how to do it best?

A sensible option is to work locally in a developing country. But it is much more easy to deliver money to an experienced NGO.

The essential content of any orthopaedic project is always the Know-How-Transfer. But it is not sufficient that a team is going to Africa or to another place, stays there for some days or weeks, carries out operations, leaves then and returns a year later.

To bring a highly disabled person to Europe and do here difficult operations or expensive treatment is a high humanitarian action, but can not be considered as orthopaedic development cooperation.

Effective development aid means sustainable development aid!

This Sustainable development cooperation is the only possible chance to achieve a permanent improvement of the situation in developing countries.

To reach sustainability it is important to do very exact Strategic planning of a project:

- The focus of the project is matched to the specific local needs.
- Through a fact finding mission local resources are defined and the demands are evaluated.

10:00–11:30

- Through a pilot-project first practical experiences are collected.
- After evaluating the results a long term project will be established and arranged with the local government regarding Ownership and Alignment (see Paris declaration below).
- As soon as possible educated local specialists take over the project and foreign experts withdraw.

In 2005 the Paris Declaration on Aid Effectiveness was resolved to enhance the Development Cooperation.

The main points of the declaration are:

- Ownership: the Government of the recipient country takes over the responsibility for the future project
- Alignment: Donating countries get oriented through the system of the recipient country.
- Harmonisation: Coordination of support amongst the different local working NGO's.

These "new" guidelines became more and more important for planning and implementing the development cooperation projects.

For everybody who decides to join actively a Third World Project this is definitely a life-time experience: This is true for young orthopaedic doctors as well as for experts who donate their experience - on a professional and personal level. The experience there is based on the fact that even with small medical interventions miracles can happen and a human life can be led from a negative into a positive direction.

For all colleges who are interested in 3rd world projects this symposium is supposed to give room for discussion and exchange of experience.

Hip		
FREE PAPER	MIGRATION AND INGROWTH	ROOM F1
Moderators: Berger Christian (Austria), Marega Luca (Italy)		
F593	Porous-coated femoral components with or without hydroxyapatite in primary uncemented total hip arthroplasty: A systematic review of randomized controlled trials Authors: Goosen Jon, Kollen Boudewijn, Kums Arjen, Verheyen Cees Speaker: Goosen Jon	
F594	The Use of Fibrin Glue Spray in Total Hip Arthroplasty Authors: Dantonio Enrico, Piciocco Piero, Santori Francesco, Termine Speaker: Dantonio Enrico	
F595	Viability of a single infusion of zoledronic acid (ZOL) to reduce implant failure rate in THA – Results from a randomized, double-blind, controlled trial Authors: Friedl Gerald, Aigner Reingard, Radl Roman, Rehak Peter, Windhager Reinhard Speaker: Friedl Gerald	
F596	Reliability and usefulness of the signs of bony integration in assessment of uncemented acetabular components in the short term follow-up period Authors: Vendittoli Pascal-Andre, Carrier Mathieu, Ganapathi Muthu, Lavigne Martin Speaker: Ganapathi Muthu	

Free Paper Award
Winner Bronze



10:00–11:30

F597	Duraloc cup migration analysis after 12 years Authors: Grabmeier Georg, Berger Christian, Engel Alfred, Newrkla Stephan, Seidl Sandra Speaker: Berger Christian
F598	Do lateral versus standard stems perform differently? Migration measurements and clinical outcome Authors: Bosson Dominique, Kägi Peter, Kaltenecker , Massetti Paolo, Rösger M, Suvà Diego Speaker: Bosson Dominique
F599	Incidence of Zone 1 Radiolucency with the use of Peripheral Keyholes in Cemented Acetabular Preparation Authors: Whitehouse Michael, Atwal Navraj, Bannister Gordon, Blom Ashley Speaker: Whitehouse Michael
F600	Corrosion at the Sleeve-Stem Interface of a Modular Titanium Alloy Femoral Component Authors: Fritzl Christian, Buly Robert, Castellani Lorenzo, Moya Luis, Wright Timothy Speaker: Fritzl Christian
F601	Experimental investigations of the primary stability of press-fit cups in THA in dependence of insertion force and bone quality Authors: Fritsche Andreas, Bader Rainer, Kolp Walter, Mittelmeier Wolfram, Tokar Isabella Speaker: Fritsche Andreas

10:30–12:00

Paediatrics

SYMPOSIUM	TUMOUR PROTHESIS IN CHILDREN: ADVANCES	ROOM F2
	Organiser: Cannon Stephen (UK)	

Speakers: Blunn Gordon (UK), Abudu Adesegun (UK), Manfrini Marco (Italy), Windhager Reinhard (Austria)

11:00–12:30

Spine

FREE PAPER	SCOLIOSIS 2	ROOM K
	Moderators: Gross Robert (Austria), Boger Andreas (Switzerland)	
F638	Proximal junctional kyphosis following hybrid instrumentation in AIS patients: A minimum five years follow up Authors: Grabmeier Georg, Engel Alfred, Eyb Richard, Kroener Andreas Speaker: Grabmeier Georg	
F639	The association between subjective and objective outcomes in posterior instrumented scoliosis correction Authors: Sharma Sanjeev, Breakwell Lee, Cole Ashley, Douglas David, Hughes Caroline, Naylor Beverley, Qaimkhani Saeed Speaker: Sharma Sanjeev	

11:00–12:30

F640	Sagittal plane alignment after surgery in scoliotic patients with structural lumbar curve Authors: Jasiewicz Barbara, Kacki Wojciech, Potaczek Tomasz, Tesiorowski Maciej, Zarzycki Daniel Speaker: Jasiewicz Barbara
F641	Pedicle screws versus pedicle hooks for correction of thoracic scoliosis using the universal spinal system II. A modification of the original technique Authors: Lam Khai, Anbar Ashraf, Lucas Jonathan, O'dowd John Speaker: Lam Khai
F642	The impact of the duration of application of modified boston brace on the quality of life of adolescents with idiopathic scoliosis Authors: Kenanidis Eustathios, Kapetanos George, Papavasiliou Kyriakos, Potoupnis Michael, Sayegh Fares Speaker: Kenanidis Eustathios
F644	Traction radiography performed with electronic traction table: a new technique for assessing adolescent idiopathic scoliosis curves Authors: Delialioglu Onder, Bayrakci Kenan, Celebi Mehmet, Ceyhan Erman, Daglar Bulent, Gunel Ugur, Minareci Emre, Tasbas Bulent Speaker: Delialioglu Onder
F645	Prevalence of congenital idiopathic scoliosis in 3538 surviving adolescents with congenital heart disease (CHD) Authors: Tsiridis Eleftherios, Dickson Robert, Dimopoulos Konstantinos, Gatzoulis Michael, Papaphylactou Maria, Polyzois Ioannis, Rankine James, Rubens Michael Speaker: Tsiridis Eleftherios

11:30–12:30

Knee osseous		
FREE PAPER	KNEE OSSEOUS MISCELLANEOUS 2	ROOM E2
Moderators: Aigner Nicolas (Austria), Backstein David (Canada)		
F569	Minimally Invasive Total Knee Arthroplasty: A Systematic Review Authors: Khanna Anil, Gougoulas Nikolaos, Maffulli Nicola Speaker: Khanna Anil	
F570	Accuracy of Side-Cutting Implantation Instruments for Total Knee Arthroplasty Authors: Martin Arno, Sheinkop Mitchell, Von Stempel Archibald, Widemschek Mark Speaker: Martin Arno	
F571	A Navigated 8 in 1 Femoral Cutting Guide for TKA-Technical Development and Accuracy Study- Authors: Kendoff Daniel, Koulalis Dimitrios, Moreau-Gaudry Alexander, Pearle Andrew, Plaskos Chris, Sculco Thomas, Stüber Volker Speaker: Kendoff Daniel	

11:30–12:30

F572	Does navigation improve the rotation of the femoral component in TKA? Authors: Van Der Linden Enrike, Bos Janneke, Nelissen Rob Speaker: Van Der Linden Enrike
F573	Computer-Assisted Surgical Navigation Does Not Improve the Alignment and Orientation of the Components in Total Knee Arthroplasty Authors: Kim Young-Hoo, Choi Yoowang, Kim Jun-Shik, Kwon Oh-Ryong Speaker: Kim Young-Hoo
F574	Is it acceptable to perform total knee replacement arthroplasty using conventional methods in all the cases: an implication of new developments in the field – computer aided navigation Authors: Deep Kamal, Bains Joe, Deakin Angela, Kinninmonth Andrew, Munro Niall, Picard Frederick, Sarungi Martin, Smith Benjamin, Wilson Christopher Speaker: Deep Kamal

11:30–13:30

Pain control / Rehabilitation and non-surgical management		
FREE PAPER	PAIN CONTROL	ROOM L
Moderators: Dreinhöfer Karsten (Germany), Friedrich Martin (Austria)		
F662	Errors In Prescription Of Regular Medication In Emergency Surgical Admissions – Clinical Audit Authors: Sharma Amit, Mallouppa Eleni Speaker: Sharma Amit	
F663	Change in patient self-evaluation of pain, function and satisfaction before and after clinical visit Authors: Torrens Carlos, Cáceres Palou Enric Speaker: Torrens Carlos	
F664	Influence of pain and mobility in quality of life perception in shoulder disorders Authors: Miquel Joan, Cáceres Palou Enric, Marlet Víctor, Melendo Elena, Monegal Alejandro, Torrens Carlos Speaker: Miquel Joan	
F665	Assessment of pain during activity, at rest and at night – do we have to assess all three different pains? Authors: Huber Joerg, Dabis Essam, Zuberbühler Urs, Zumstein Marc Speaker: Huber Joerg	
F666	The Impact of local infiltration analgesia on length of stay, pain treatment, mobilization, PONV and satisfaction after hip replacement. A case-control study in 200 patients Authors: Kjaersgaard-Andersen Per, Leonhardt Jane, Poulsen Thomas, Revald Peter, Specht Kirsten Speaker: Specht Kirsten	

11:30–13:30

F667	Self-reported limitations and physical activity after revision hip surgery: a comparison with primary hip surgery Authors: Stevens Martin, Bulstra Sjoerd, Hoekstra Tsjerk, Van Den Akker-Scheek Inge, Wagenmakers Robert Speaker: Stevens Martin
F668	The efficacy of post-operative analgesic regimes following hip arthroscopy Authors: Bunn Jonathan, Villar Richard Speaker: Bunn Jonathan
F669	Effectiveness of local infiltration analgesia (LIA) in post-operative pain relief following knee replacement surgery – A prospective audit study Authors: Rajkumar Shanmugasundaram, Al-Ali Samy, Kucheria Rakesh Speaker: Rajkumar Shanmugasundaram
F670	Pre-operative exercise enhances strength, function and muscle structure post TKA. A randomized controlled trial Authors: Mchugh Gavin, Devitt Brian, Moyna Niall, O'Byrne John, Vioreanu Mihai, Walls Ray Speaker: Mchugh Gavin
F671	Dose finding for the treatment of bone marrow edema with the prostacyclin analogue Iloprost. A descriptive retrospective study Authors: Meraner Dominik, Aigner Nicolas, Benesch Thomas, Landsiedl Franz, Meizer Roland, Rothmund Sabine Speaker: Rothmund Sabine
F672	Evaluative comparison of patient based versus physician based outcome in posterior lumbar fusion – an analysis based on the "Spine Tango" registry Authors: Zweig Thomas, Aebi Max, Aghayev Emin, Melloh Markus, Röder Christoph, Sobottke Rolf, Staub Lukas Speaker: Aghayev Emin

Paediatrics

FREE PAPER

PAEDIATRICS MISCELLANEOUS

ROOM H

Moderators: Napiontek Marek (Poland), Strobl Walter (Austria)

F626	Pectoralis major transfer in arthrogyrosis – results 9–12 years after surgery Authors: Chomiak Jiri, Dungal Pavel Speaker: Chomiak Jiri
F627	Quantative gait characteristics of children with succesfully operated unilateral clubfoot Authors: Aksahin Ertugrul, Bicimoglu Ali, Celebi Levent, Muratli Hasan Hilmi, Yavuzer Gunes, Yuksel Halil Speaker: Aksahin Ertugrul

11:30–13:30

F628	Persistent internal rotation gait after de-rotation osteotomy in patients with cerebral palsy? Weak abductors Authors: Joshi Yogesh, Bass Alfie, Peter Viju Speaker: Joshi Yogesh
F629	Septic arthritis versus transient synovitis of the hip: The value of clinical prediction algorithms Authors: Sultan Jawad, Hakimi Mounir, Hughes Peter Speaker: Sultan Jawad
F630	Are children with musculoskeletal injuries more likely to be obese? Authors: Pullagura Mohan, Bateman Belinda, Gopiseti Sharmila, Van Kampen Maria Speaker: Pullagura Mohan
F631	Rupture of the anterior cruciate ligament in children: Delayed reconstruction to skeletal maturity or not? A comparative study Authors: Henry Julien, Bérard Jérôme, Chotel Franck, Chouteau Julien, Fessy Michel-Henri, Moyen Bernard Speaker: Henry Julien
F632	Our experience of the arthroscopic release of the lateral retinaculum at habitual luxation of the patella in adolescent sportsmen/women Authors: Roth Sandor Speaker: Roth Sandor
F634	Ankle arthrography to check accuracy of closed reduction before percutaneous fixation of displaced MacFarland fractures: A new alternative to open surgery Authors: Armenter Duran Júlia, Ceroni Dimitri, Kaelin André, Lefèvre Yan Speaker: Armenter Duran Júlia
F635	Review of removal of metalwork in paediatric orthopaedic trauma during one year period Authors: Thonse Raghuram, Mcconnell Lisa, Rankin Alan Speaker: Thonse Raghuram
F636	The influence of compliance and initial correction to brace treatment in AIS Authors: Landauer Franz, Hofstädter Thomas, Lair Julian Speaker: Landauer Franz
F637	Long term results after Harrington operation in idiopathic scoliosis Authors: Ziegler Sven, Ivanic Gerd, Loipur Milenko, Pink Teo Speaker: Ziegler Sven

12:00–13:30

Bone and joint tumour

SYMPOSIUM	TUMOURS AROUND THE FOOT	ROOM F2
	Organiser: Szendrői Miklos (Hungary)	
	Frequency and pathology of musculoskeletal tumours around the foot Speaker: Szendrői Miklos (Hungary)	
	Limb-salvage surgery in malignant tumours of the foot Speaker: Dominkus Martin (Austria)	
	Foot and ankle bone tumours in children: Limb salvage or amputation? Speaker: Manfrini Marco (Italy)	
	Advances in amputation for foot and ankle tumours Speaker: Cannon Stephen (UK)	

Trauma/Polytrauma

FREE PAPER	UPPER LIMB	ROOM D
	Moderators: Fialka Christian (Austria), TBA	
F554	Antegrade vs. retrograde intramedullary humeral nailing: Shoulder and elbow function; union rates; complications Authors: Alves Jorge, Correia João, Ferreira Nuno, Martins Rui, Peixoto Paulo, Silva Fernando, Sousa Carlos Speaker: Alves Jorge	
F555	Humeral fractures treated with Telegraph antegrade nail fixation and interval rotators split Authors: Cautiero Fabio, Ciccarelli Michele, Lombardi Vombardi Luigi, Russo Raffaele, Visconti Valeria Speaker: Cautiero Fabio	
F556	Evaluation of functional outcome after treating distal humerus fractures with the angular-stable 2,4/3,5 mm LCP distal humerus plate system using the mayo elbow performance score Authors: Schmidt-Horlohé Kay, Bonk Andreas, Hoffmann Reinhard, Wilde Philipp Speaker: Schmidt-Horlohé Kay	
F557	Complex Olecranon fractures. Osteosynthesis with the XS nail Authors: Friedl Wilhelm, Gehr Jonas, Spalteholz Matthias Speaker: Friedl Wilhelm	
F558	Fixation of Comminuted Olecranon and Proximal Ulna Fractures Using a Low Profile, Precontoured Olecranon Plate Authors: Jeavons Richard, Burton David, Mcvie James Speaker: Jeavons Richard	
F559	The introduction and validation of the management of isolated, apex volar, buckle fractures of the distal radius, with a single visit to the Emergency Department and associated cost savings Authors: Cumberland Janet, Burke Derek, Flowers Mark, Sprigg Alan Speaker: Cumberland Janet	

12:00–13:30

F560	Dorsally Plating Distal Radius Fractures Has Comparable Results to Volar Plating Authors: Riley Nicholas, Heidari Nima, Packer Greg, Ravi , Sivaji Chellappan Speaker: Riley Nicholas
F561	Can we predict long term outcome four months following volar plating of distal radius fractures? Authors: Johnston Andrew, Carnegie Carol, Christie Eva, Johnstone Alan, Mccullough Anna Speaker: Mccullough Anna

Hip

FREE PAPER	HIP IMPINGEMENT	ROOM F1
Moderators: Leunig Michael (Switzerland), Tschauer Christian (Austria)		
F602	Femoroacetabular impingement and the classification of Cam deformity: Normal, Borderline and Abnormal values in the asymptomatic population Authors: Pollard Thomas, Carr Andrew, Fern Darren, Murray David, Norton Mark, Simpson David, Villar Richard Speaker: Pollard Thomas	
F603	Three-dimensional hip anatomy in oostearthritis. Analysis of the femoral off-set Authors: Sariali Elhadi, Catonné Yves, Durante Ernesto, Mouttet Alexandre, Pasquier Gilles Speaker: Sariali Elhadi	
F604	Is frog lateral view plain radiograph a reliable predictor of Alpha angle in femoroacetabular impingement? Authors: Konan Sujith, Haddad Fares, Rayan Faizal Speaker: Konan Sujith	
F605	Pre and postoperative virtual assessment of the range of motion with CT scans after arthroscopic therapy of cam-type Femoroacetabular Impingement (FAI) Authors: Mella Claudio, Lara Joaquin, Moya Luis, Nunez Alvaro, Parodi Dante Speaker: Mella Claudio	
F606	Femoral retroversion in patients with femoroacetabular impingement: A cofactor in the development of hip oostearthritis Authors: Moya Luis, Buly Robert, Henn Frank, Kelly Bryan, Ma Yan, Molisani Davide Speaker: Moya Luis	
F607	Acetabular Cartilage Lesions and Labral Tears in Femoro-Acetabular Impingement Authors: Meermans Geert, Haddad Fares, Witt Johan Speaker: Meermans Geert	
F609	Comparison of two surgical approaches on acetabular reorientation, perioperative variables and clinical outcome in relation to periacetabular osteotomy (PAO) Authors: Nissen Thomas, Lauritsen Jens, Overgaard Soren, Ovesen Ole, Primdahl Annie Speaker: Nissen Thomas	

12:00–13:30

- F610 Outcome of Hip Arthroscopy for Femoroacetabular Impingement: The Role of Femoral Osteoplasty in Symptomatic Improvement
Authors: Bunn Jonathan, Bardakos Nikolaos, Villar Richard
Speaker: Bunn Jonathan

12:30–13:30

Knee osseous

FREE PAPER UNICOMPARTMENTAL KNEE ROOM K

Moderators: Trieb Klemens (Austria), Migaud Henri (France)

- F647 Precision of the positioning of an unicompartmental knee prosthesis by a mini-invasive navigated technique
Authors: Jenny Jean-Yves, Boeri Cyril, Ciobanu Eugen
Speaker: Jenny Jean-Yves
- F648 Cementless fixation of unicompartmental knee replacement decreases radiolucency at one year: Confirmation by a randomised controlled trial
Authors: Pandit Hemant, Beard David, Dodd Christopher, Goodfellow John, Jenkins Cathy, Murray David, Price Andrew
Speaker: Murray David
- F649 Do we need mobile bearing Unicompartmental Knee Replacements?
Authors: Newman John, Ackroyd Christopher, Robinson James
Speaker: Newman John
- F650 Secondary degenerative changes in opposite compartment after satisfactory UKA: The BiUni option
Authors: Lustig Sébastien, Neyret Philippe, Pereira Helder, Servien Elvire
Speaker: Lustig Sébastien
- F651 Comparison of medium-term clinical and radiological outcome between cemented and cementless medial unicompartmental knee arthroplasty
Authors: Daniilidis Kiriakos, Fischer Frank, Skuginna Armin, Skwara Adrian, Tibesku Carsten
Speaker: Daniilidis Kiriakos
- F652 Minimally invasive unicompartmental knee prosthesis: Evaluation of 100 cases at a mean follow-up of 60 months
Authors: Bruni Danilo, Iacono Francesco, Marcacci Maurilio, Marcheggiani Muccioli Giulio, Russo Alessandro, Zaffagnini Stefano
Speaker: Bruni Danilo



KNEE

EFORT IC basic, 11–12 September – Marseille, France

Topic: Focus on flexion in knee arthroplasty: Evaluation, consequences of high flexion and surgical techniques



PAEDIATRICS

EFORT – EPOS IC basic, 8–10 October – Vienna, Austria
combined course with EPOS (European Paediatric Orthopaedic Society)

Topic: Childrens Orthopaedics, Traumatology



HIP

EFORT IC advanced, 16–17 October – Milano, Italy
combined course with EHS (European Hip Society)

Topic: The problems of the materials in THA. What the orthopaedic surgeon should know



SPINE

EFORT ExMEx Forum, 19–20 November – Barcelona, Spain
combined expert course with GEER (Spanish Spine Society)

Topic: Surgical management of spine deformity in adults

Expand your knowledge! Visit our Advanced Training Programme on: www.efort.org/training

The BIRMINGHAM HIP[®] Mid Head Resection (BMHR[®]) employs clinically successful BIRMINGHAM HIP Resurfacing system bearing technology but is designed to address patients who may not be suitable for a traditional hip resurfacing.

BMHR specific large diameter modular head restores **anatomic function**

'Frustoconical' porous proximal section with HA for proven osseointegration and **physiological loading**

Anti-rotational splines provide high levels of **rotational stability**

VST - Visual Stop Technology ensures **accurate, reproducible** implant seating



INDUSTRY PARTNERS OF THE 10TH EFORT CONGRESS

EFORT SINCERELY APPRECIATES THE SUPPORT OF OUR MAJOR SPONSORS



OFFICIAL VIP CAR

We sincerely thank Volkswagen for the sponsorship of the VIP shuttle



OFFICIAL TRANSPORTER



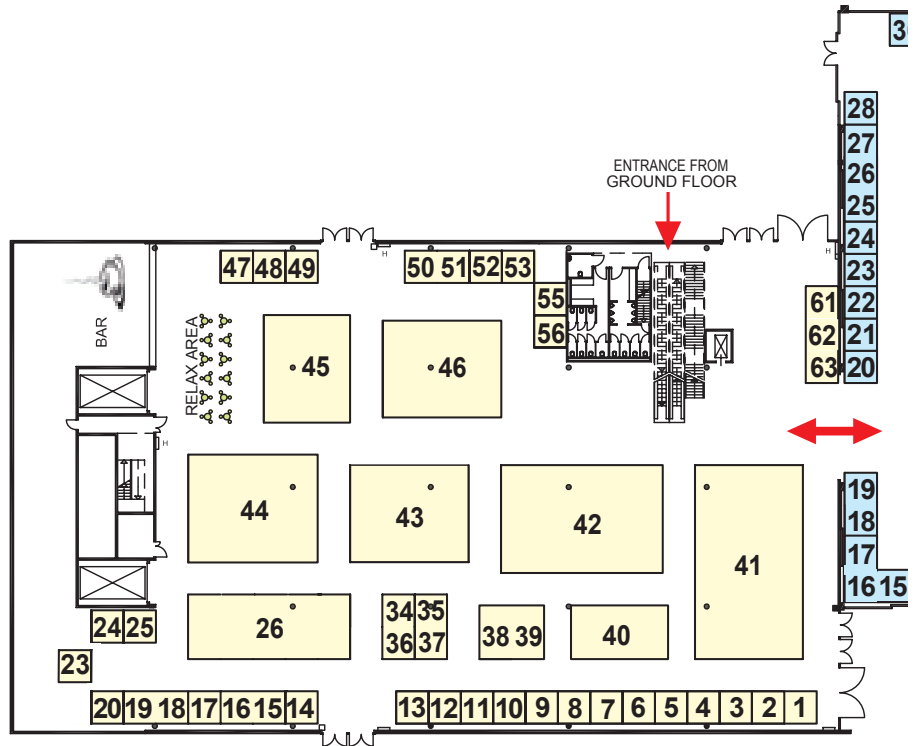
Global Trade Fairs & Events

OFFICIAL CARRIER



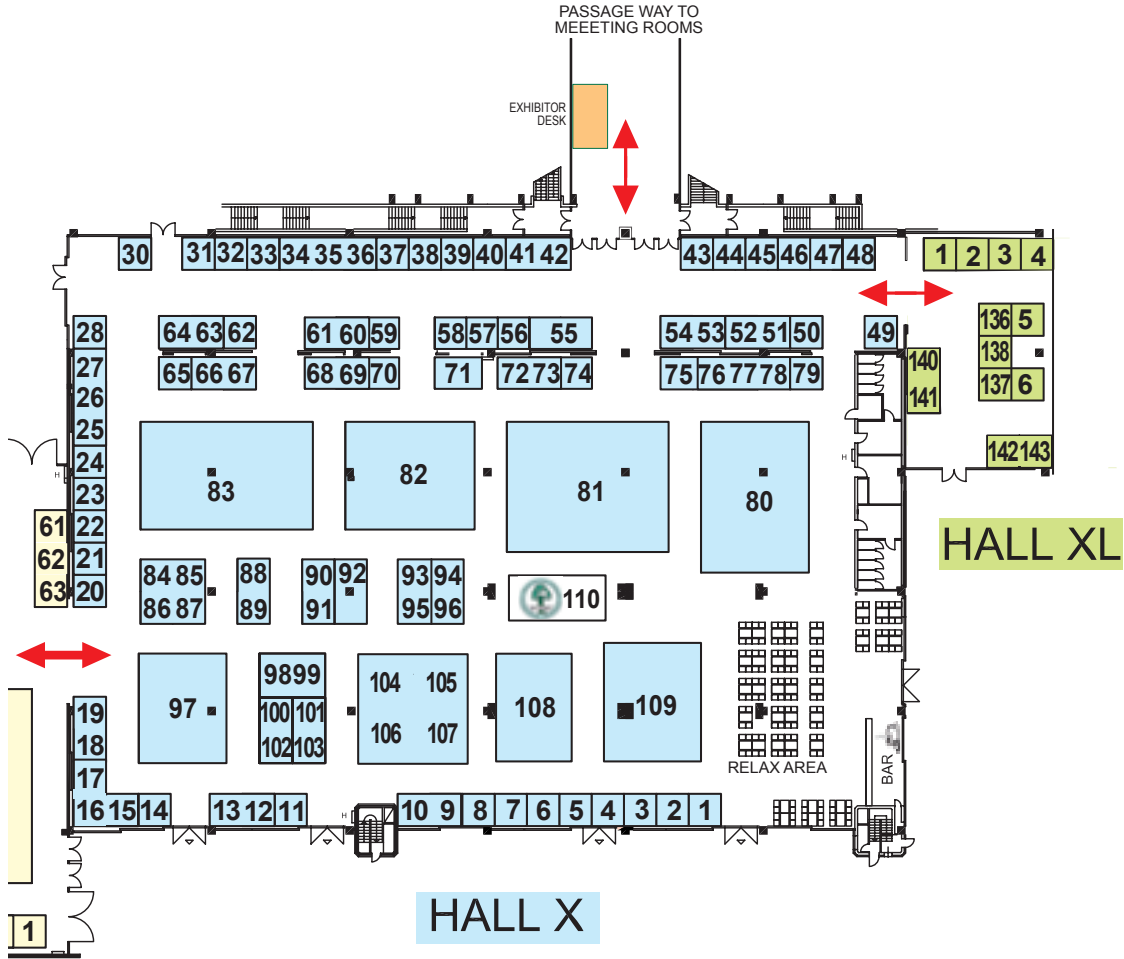
EFORT SINCERELY APPRECIATES THE SUPPORT OF ALL OUR SPONSORS WHICH ARE MENTIONED ON THE FOLLOWING PAGES OF THE PROGRAMME

EXHIBITION FLOOR PLANS – HALL Y




HALL Y

EXHIBITION FLOOR PLANS – HALL X & XL



INDUSTRY & EXHIBITION



T R A N S F O R M I N G

Anticoagulation with no injections or monitoring

Prescribing Information – PRADAXA®

Medicinal product subject to medical prescription. **Composition:** Active ingredient 75 mg or 110 mg dabigatran etexilate (as mesilate). **Action:** Direct thrombin inhibitor. **Excipients:** Capsule fill: Tartaric acid, acacia, hypromellose, dimeticone 350, talc, hydroxypropylcellulose; Capsule shell: Carrageenan, potassium chloride, titanium dioxide, indigo carmine (E132), sunset yellow (E110), hypromellose, water purified; Black printing ink: Shellac, N-butyl alcohol, isopropyl alcohol, industrial methylated spirit, iron oxide black (E172), purified water, propylene glycol. **Indication:** Primary prevention of venous thromboembolic events in adult patients who have undergone elective total hip or knee replacement surgery. **Contra-indications:** hypersensitivity to the active substance or to any of the excipients, severe renal impairment (CrCl < 30 ml/min); active clinically significant bleeding; organic lesion at risk of bleeding; spontaneous or pharmacological impairment of haemostasis; hepatic impairment or liver disease expected to have any impact on survival; concomitant treatment with quinidine. **Side effects:** Common: A fall in the number of red cells in the

blood; haematoma formation; bleeding from an injury; a fall in the amount of haemoglobin in the blood; wound secretion; bruising; bleeding occurring after an operation; a fall in the number of red cells in the blood after an operation; bruising due to an injury; exudation of a small amount of liquid from the incision made for a surgical procedure; blood found in the urine on laboratory testing. Uncommon: Bleeding; bleeding into a joint, stomach or bowel, from piles, into the rectum, under the skin, from the site of entry of a catheter into a vein, from a surgical incision; a fall in the number of platelets in the blood; nose bleed; blood in the urine that stains the urine pink or red; blood-stained discharge from the site of entry of a catheter into a vein; blood detected in the stools by a laboratory test; a decrease in the proportion of red cells in the blood; unusual laboratory test results on liver function. **Pack sizes:** Cartons containing 1, 3, or 6 blister strips (10 x 1, 30 x 1, or 60 x 1 hard capsules) in coated aluminium perforated unit dose blisters. Polypropylene bottle with a screw cap containing 60 hard capsules. Not all pack sizes may be marketed. **Marketing Authorisation Holder:** Boehringer Ingelheim International GmbH, D-55216 Ingelheim am Rhein, Germany.

Prescribers should consult the Summary of Product Characteristics for full prescribing information. Date of preparation: February 2009 For more information go to www.pradaxa.com

Pradaxa®
dabigatran etexilate

Transforming anticoagulation

EXHIBITORS LIST

COMPANY NAME	HALL/SPACE CODE
AAOS – American Academy of Orthopaedic Surgeons	Y/12
AAP IMPLANTATE	XL/3
AGFA HEALTHCARE	Y/1
AMPLITUDE	X/18–19
AO FOUNDATION	Y/35–37
AOTT – Acta Orthopaedica et Traumatologica Turcica	Y/24
APATECH	X/38
ARCAM	XL/136
ARTHROCARE SPORTS MEDICINE	X/50
ASTRA TECH	X/63–64
B.BRAUN AESCULAP	Y/45
BAYER SCHERING PHARMA	X/83
BEIJING MONTAGNE MEDICAL DEVICE	X/33
BEZDOSKA	X/28
BIOMATLANTE	X/5
BIOMET	Y/44
BIORETEC	X/43
BIOTECK	XL/4
BOEHRINGER INGELHEIM	X/80
BONESUPPORT	X/9–10
BRAINLAB	Y/2
CERAMTEC – Medical Products Division	Y/38–39
CERAVER	X/68–69
CHINA ORTHOPAEDICS MAGAZINE	Y/55
CHIROPRO ITALIA	XL/2
CONFORMIS EUROPE	X/21
CONVATEC	Y/26
CROMA-PHARMA	X/72–73
DEPUY INTERNATIONAL	Y/42
DESOUTTER MEDICAL	X/74
DIETER MARQUARDT MEDIZINTECHNIK	X/66–67
DINA-HITEX	X/14
DIZG – German Institute for Cell and Tissue Replacement	X/91
DJO INTERNATIONAL	X/34–35–36
DOCTORS FOR DISABLED AUSTRIA	Y/48
DOCTORS RESEARCH GROUP	XL/5
DOT	X/37

COMPANY NAME	HALL/SPACE CODE
EDITION NYMPHENBURG	Y/56
EFAS – European Foot and Ankle Society	Y/52
EFORT – European Federation of National Associations of Orthopaedics and Traumatology	X/110
EHS 2010 Athens Greece	Y/11
ELISABETH LANG-KOUBA	
PANASONIC MASSAGESESSL BY LANG	XL/142–143
E.M.S. – Electro Medical Systems	X/8
EPM ENDOPLANT MUELLER	X/7
ESSKA	Y/53
ESTES – European Society for Trauma and Emergency Surgery	Y/20
EUSA PHARMA	X/12–13
EXACTECH	X/3
F. COLOMBO	X/32
FALCON MEDICAL MEDIZINISCHE SPEZIALPRODUKTE	X/30
FH ORTHOPEDICS	Y/6
FIDIA FARMACEUTICI	X/25–26–27
FIN-CERAMICA FAENZA	XL/137
FINSBURY ORTHOPAEDICS	X/101–103
FORTE – Federation of Orthopaedic Trainees in Europe	Y/25
GEISTLICH PHARMA	X/20
GENZYME BIOSURGERY	Y/34–36
GROUPE LEPINE	X/49
GRUPPO BIOIMPIANTI	X/93–95
HALLUFIX	X/45
HARVEST TECHNOLOGIES	X/23
HERAEUS MEDICAL	X/11
HIP INTERNATIONAL	Y/9
I.C.R.S. – International Cartilage Repair Society	Y/13
I.T.S.	X/84–85–86–87
IMPLANTCAST	X/100–102
INNOMED	X/31
INVIBIO	X/41–42
IO – International Orthopaedics Holding	X/47
JBJS – The Journal of Bone and Joint Surgery	Y/49
KARL STORZ	Y/7

EXHIBITORS LIST

COMPANY NAME	HALL/SPACE CODE
KOENIGSEE IMPLANTATE UND INSTRUMENTE	
ZUR OSTEOSYNTHESE	X/55
LIMA	X/109
MADRIMED MEDIZINTECHNIK	X/88-89
MATHYS LTD BETTLACH	X/108
MEDACTA INTERNATIONAL	X/98-99
MEDI	X/1
MEDIMETAL	X/2
MEDIS SPECIALS	X/75
MERETE MEDICAL	X/24
META BIOMED	Y/4
MTF – Musculoskeletal Transplant Foundation	X/90
MYELOMA EURONET – European Network of Myeloma Patient Groups	XL/138
N.M.B. MEDICAL APPLICATIONS	X/39
OHK MEDICAL DEVICES	X/70
OMNILIFE SCIENCE	Y/3
OPED	Y/5
ORTEQ	XL/1
ORTHOFIX ORTHOPEDICS INTERNATIONAL	XL/140-141
ORTHOPAEDICS TODAY EUROPE/ SLACK INCORPORATED	X/56
OSTEOTECH	X/92
PETER BREHM	Y/40
PFIZER	X/104-105-106-107
PRECIMED – Orthopaedics Division of Greatbatch Medical	X/65
REGEN BIOLOGICS	X/51-52
RICHARD WOLF	X/57
RSA BIOMEDICAL	X/6
RTI BIOLOGICS	Y/8
SAMO	X/82
SANOFI – AVENTIS AUSTRIA	Y/61-62-63
SAWBONES EUROPE	X/79
SCANDINAVIAN CUSTOMIZED PROSTHESIS	X/48
SECTRA	Y/18-19
SERF	X/4
SICOT – International Society of Orthopaedic Surgery and Traumatology	Y/10
SIEMENS HEALTHCARE SECTOR	X/53-54

COMPANY NAME	HALL/SPACE CODE
SMITH & NEPHEW ORTHOPAEDICS	X/81
SOPLUS – SODEM DIFFUSION SA	X/59
SPRINGER	Y/50-51
STRYKER	Y/43
SURGIVAL	X/71
SYMBIOS ORTHOPEDIE	X/46
SYNBONE	X/62
SYNIMED	X/44
SYNTHESES	X/97
TAVA SURGICAL	X/58
TECRES	X/40
TIGENIX	X/60-61
TORNIER	Y/15-16
TOTBID (TSOT)	Y/23
TRB CHEMEDICA INTERNATIONAL	X/76-77-78
TUTOGEN MEDICAL	X/94-96
U&I CORPORATION	Y/14
UBER ROS	Y/17
VAN STRATEN MEDICAL	X/22
WALDEMAR LINK	Y/46
WISEPRESS	Y/47
WRIGHT MEDICAL EMEA	X/15-16-17
ZIMMER	Y/41

COMPANY DESCRIPTIONS AND CONTACT DETAILS

AAOS – AMERICAN ACADEMY OF ORTHOPAEDIC SURGEONS

Y12

PROFILE

American Academy of Orthopaedic Surgeons (AAOS) is the world's largest medical association of musculoskeletal specialists, serving over 29,000 members, including 4200 international affiliate members.

Dedicated to education and advocacy, AAOS is the 3rd largest world publisher of orthopaedic educational materials (books, electronic media, self-assessment exams and online education).

AAOS welcomes international participation through membership, attendance at its Annual Meeting, hands-on surgical skills courses and much more.

For more information on AAOS, its products and services please visit our website at www.aaos.org

COMPANY INFO

6300 N. River Road
60018-4262 Rosemont, IL
USA

Tel. 001 847 823 7186, Fax 001 847 823 0668
tomlin@aaos.org
www.aaos.org

AAP IMPLANTATE AG

XL3

PROFILE

aap is an internationally-active medical technology company in developing, manufacturing and marketing implants and biomaterials for trauma and joint reconstruction. Its product portfolio includes implants for fracture healing and joint replacement, bone cements, bone graft substitutes and antibiotal carriers.

In addition to its Berlin headquarters the company has subsidiaries in Dieburg, Obernburg near Frankfurt am Main and Nijmegen in the Netherlands.

Since May 16, 2003 aap Implantate AG has been listed in the Prime Standard segment on the Frankfurt Stock Exchange.

COMPANY INFO

Lorenzweg 5
12099 Berlin
GERMANY

Tel. +49 30 750 19-132, Fax +49 30 750 19-111
d.hein@aap.de
www.aap.de

AGFA HEALTHCARE N.V.

Y1

PROFILE

Agfa Healthcare offers flexible orthopedic solutions that can be integrated with all existing modalities and information systems. The benefits include: improved access to digital images, flexibility in sharing information, and optimized office workflow. Agfa's digital orthopedic solutions cover image acquisition, archiving, transmission, distribution, viewing and pre-operative planning.

COMPANY INFO

Septestraat, 27
2640 Mortsel
BELGIUM

Tel. 0032 (0)3 4447258, Fax 0032 (0)3 4449319
info@agfa.com
www.agfa.com

AMPLITUDE

X18-19

PROFILE

AMPLITUDE is a French company specialised in orthopaedic implants. Our range of products includes HIP and KNEE implants, their mechanical instrumentations and a comput-

COMPANY DESCRIPTIONS AND CONTACT DETAILS

er system (CAOS). All our products are developed by our R&D department together with a team of European surgeons. In terms of sales we are now ranked first French company on its domestic market and distribute our products in over 25 countries worldwide and intend to continue our successful expansion internationally.

COMPANY INFO

Cours Jacques Offenbach, 11
26000 Valence
FRANCE
Tel. 0033 4 75 41 91 69 , Fax 0033 4 75 41 89 10
Bruno.lebihan@amplitude-ortho.com
www.amplitude-ortho.com

AO FOUNDATION

Y35-37

PROFILE

The AO Foundation is a medically oriented nonprofit organization with international research and educational activities, led by specialized surgeons. Its mission is to promote medical advances and further improve patient care in the fields of trauma surgery, orthopedics and diseases of the musculoskeletal system.

The AO Foundation was founded in 1958 by a group of surgeons eager to advance internal fracture fixation. Today, it is one of the most important and extensive networks in the field of medicine with more than 10,000 member surgeons and an international teaching faculty of over 3,000 experts worldwide.

For further information, please visit
www.aofoundation.org.

COMPANY INFO

Clavadelerstrasse, 8
7270 Davos
SWITZERLAND
Tel. 0041 814142801, Fax 0041 814142280
foundation@aofoundation.org
www.aofoundation.org

AOTT – ACTA ORTHOPAEDICA ET TRAUMATOLOGICA TURCICA

Y24

PROFILE

Acta Orthopaedica et Traumatologica Turcica Journal (AOTT) is the official journal of Turkish Association of Orthopaedics and Traumatology and Turkish Society of Orthopaedics and Traumatology. AOTT publishes diagnostic, treatment and prevention methods related to the musculoskeletal system. The Journal accepts all clinical and research articles, studies in basic sciences, case reports, contributions from personal clinical and technical experiences yet unpublished in order to evaluate for publishing. AOTT is indexed in PubMed and Science Citation Index Expanded

COMPANY INFO

Millet Cad. 118
34093 Istanbul
TURKEY
Tel. +90 21 25 24 10 53, Fax +90 21 26 35 28 35
info@aott.org.tr
www.aott.org.tr

APATECH LTD

X38

PROFILE

ApaTech specialises in producing synthetic bone repair material. It has operations in London, England, Foxborough, USA, and Berlin, Germany, and is a world leader in bone graft

COMPANY DESCRIPTIONS AND CONTACT DETAILS

technologies, selling its products in 21 countries around the world.

The Company has developed a novel, silicate substituted calcium phosphate bone graft material, Actifuse, which underpins the Company's leadership in applying the science of silicon to bone graft technologies. The Company believes that Actifuse is the first of a new class of synthetic bone graft materials that truly combines osteoconductive and osteostimulatory properties to accelerate bone formation and healing.

COMPANY INFO

Centennial Park, 370
WD6 3TJ Elstree
UNITED KINGDOM
Tel. 0044 (0)2087314652, Fax 0044 (0)2087314669
smriti.ranjan@apatech.com
www.apatech.com

ARCAM AB

XL 136

PROFILE

Arcam AB provides manufacturing equipment for cost-efficient series production of orthopaedic implants with integrated, engineered porous structures for improved osseointegration.

COMPANY INFO

Krokslätts Fabriker 27A
SE-431 37 Mölndal
SWEDEN
Tel. +46 31 710 3200, Fax +46 31 710 3201
info@arcam.com
www.arcam.com

ARTHROCARE SPORTS MEDICINE

X50

PROFILE

Our Mission, at ArthroCare Sports Medicine, is to meld leading-edge science and the demands of orthopedic surgery to give surgeons the tools and technology they need to practice their art and create better outcomes for their patients. We have been fulfilling this mission for over 15 years. ArthroCare received U.S. Food and Drug Administration clearance for our first arthroscopy-based system in 1995. Since then, millions of orthopedic surgical procedures have been performed using our products, and our engineers have taken what they've learned to enhance and expand the tools that are available to orthopedic surgeons. Our focus is on proven science, cutting-edge engineering, and surgical performance. We serve orthopedic surgeons by providing the tools they need to practice their art at the highest level and create better.

COMPANY INFO

Baggensgatan 25
S-111 31 Stockholm
SWEDEN
Tel. +468546 172 00, Fax +468546 172 39
sportsmedicine@arthrocare.se
www.arthrocaresportsmedicine.com

ASTRA TECH AB

X63-64

PROFILE

Astra Tech develops, manufactures and markets advanced medical devices within surgery and urology as well as dental implants. With our surgery products Sangvia and Bellovac ABT you can make autologous whole blood a natural part of your blood management strategy in elective orthopaedic surgery. Bellovac ABT for postoperative collection and reinfusion of autologous whole blood after orthopaedic surgery. Experi-

COMPANY DESCRIPTIONS AND CONTACT DETAILS

ence from over 800 000 patients shows that this is a safe and simple method to reduce the use of bank blood.

Sangvia is a new system for intraoperative whole blood salvage in orthopaedic surgery. It is easy to use, requires no specially trained staff and helps you to salvage blood on demand.

COMPANY INFO

Aminogatan 1
S-431 21 Moelndal
SWEDEN
Tel. 0046 317763000, Fax 0046 317763010
Monica.Thorsson@astratech.com
www.astratech.com

B. BRAUN AESCULAP

Y45

PROFILE

Aesculap is a division of the B|Braun group, one of the largest company providing health care solutions to the world since 1839. Aesculap has a 20 years experience in orthopedics implants and surgery instrumentation. In close collaboration with clinical authors, implants and handling orientated instruments are conceived. Aesculap combines its core competence in surgical instrument manufacturing with unique ideas and innovative engineering to create modern implant systems. Aesculap Orthopaedics has been pioneer and is today world-wide leading in navigation technology offering a wide range of applications and navigated solutions for sports medicine, knee and hip arthroplasty.

COMPANY INFO

Am Aesculap-Platz
78532 Tuttlingen
GERMANY
Tel. 0049 7461 95-0, Fax 0049 7461 95 2600
information@aesculap.de
www.aesculap.de

BAYER SCHERING PHARMA AG

X83

PROFILE

Bayer Schering Pharma is a worldwide leading specialty pharmaceutical company. Its research and business activities are focused on the following areas: Diagnostic Imaging, General Medicine, Specialty Medicine and Women's Healthcare. With innovative products, Bayer Schering Pharma aims for leading positions in specialized markets worldwide. Using new ideas, Bayer Schering Pharma aims to make a contribution to medical progress and strives to improve the quality of life. Find more information at www.bayer-scheringpharma.de.

COMPANY INFO

Muellerstrasse, 178
13353 Berlin
GERMANY
Tel. 0049 30 468 12727, Fax 0049 30 468 16710
alexander.siedler@bayerhealthcare.com
www.bayerscheringpharma.de

BEIJING MONTAGNE MEDICAL DEVICE CO. LTD

X33

PROFILE

Founded in January of 1998, Beijing Montagne Medical Device Co., Ltd is a Sino-French joint venture, located in Changping HI-TECH Zone, Zhongguancun Science Park. It is a New Hi-Tech Enterprise" approved by Beijing Municipal Science and Technology Committee. The company has been certified to ISO9001:2000 and ISO13485:1996 in its product quality and its quality system. In the development and production of new series hip implants, the company has obtained some patents.

We would like to create a bright future together with those who are engaged in the development of artificial joints.

COMPANY DESCRIPTIONS AND CONTACT DETAILS

COMPANY INFO

BaiFuQuan Road, 19
102200 Beijing
CHINA
Tel. 0086 1080105507, Fax 0086 1089703274
montagne@vip.sina.com
www.montagne-bj.com

BEZDOSKA LTD

X28

PROFILE

Manufacturer and exporter of orthopaedic and traumatic implants since 1969. Hip & knee endoprotheses and intramedullary nailing. All products are CE-marked and quality system complies with iso 13485: 2003. Custom-made oncological implants are available on request.

COMPANY INFO

Delnicka 2727
272 01 Kladno
CZECH REPUBLIC
Tel. 00420 312660670, Fax 00420 312664769
export@bezdoska.cz
www.bezdoska.cz

BIOMATLANTE

X5

PROFILE

BIOMATLANTE develops, manufactures and commercializes synthetic bone substitutes since 1995. Our products are used in the orthopaedic, spine, stomatology and dental surgery. Recently we have increased our product line with new concepts like injectable and malleable bone substitutes, composite implants and collagen membranes.

COMPANY INFO

Rue E. Belin, 5 – Z.A Les 4 Nations
44360 Vigneux de Bretagne
FRANCE
Tel. 0033 02 28 020009, Fax 0033 02 28 020010
contact@biomatlante.com
www.biomatlante.com

BIOMET

Y44

PROFILE

Headquartered in Warsaw, Indiana, Biomet, Inc. and its subsidiaries currently distribute reconstructive products in approximately 90 countries. With annual sales well in excess of \$2 billion and over 7,000 team members worldwide Biomet looks to the future with a focus on continued growth and innovation.

With its European headquarters in Dordrecht, Netherlands and represented by subsidiaries in 22 countries, including five manufacturing sites, across the continent, Biomet offers a specialised focus on European healthcare and orthopaedics. With a history of innovation and entrepreneurial flair, Biomet is continuously expanding its presence, to pursue ground-breaking concepts for the European market place.

COMPANY INFO

Waterton Industrial Estate
CF31 3XA Bridgend
UNITED KINGDOM
Tel. 0044 1656 655221, Fax 0044 1656 645454
kevin.morgan@biometeurope.com
www.biomet.com

COMPANY DESCRIPTIONS AND CONTACT DETAILS

BIORETEC LTD

X43

PROFILE

Bioretec products have their roots in research on biomaterials and implant technology started by the team led by Professor Pertti Törmälä at the Tampere University of Technology in 1977, first in the world.

Bioretec is devoted to supply solutions, which satisfy surgeon requirements and benefit patients. An essential part and the top priority of our offer for orthopedics and traumatology are high-tech solutions comprising financial feasible and responsible materials.

You are welcome to visit us at our stand X_43 and you will get more information about our current and upcoming products, e.g. the world first drug releasing bioabsorbable fixation implant.

Implants that do more – It's Bioretec

COMPANY INFO

Hermiankatu, 22

FI-33721 Tampere

FINLAND

Tel. 00358 207789500, Fax 00358 33170225

sales@bioretec.com

www.bioretec.com

BIOTECK SRL

XL4

PROFILE

BIOTECK is the leading Italian company in the production of xenografts for neurosurgery, orthopedic surgery and oromaxillo-facial surgery. Established in the late 1990s, it has enjoyed non-stop growth thanks to its exclusive 37°C enzymatic deantigenation process, which guarantees the highest safety standards without affecting the biological and biomechanical properties of the treated grafts. BIOTECK manufactures and distributes in more than twenty countries OSTEOPLANT, a complete range of spongy and cortical

grafts; OSTEOPLANT FLEX, a line flexible grafts with partial demineralization; and OSTEOPLANT ACTIVAGEN, injectable and modulable bone pastes in syringe, with outstanding osteoconductive and osteoproductive properties.

COMPANY INFO

Via Enrico Fermi 49

36057 Arcugnano (Vicenza)

ITALY

Tel. +39 0444 289366, Fax +39 0444 285272

luisa@bioteck.com, f.raimondi@bioteck.com

www.bioteck.com

BOEHRINGER INGELHEIM

X80

PROFILE

The Boehringer Ingelheim group is one of the world's 20 leading pharmaceutical companies.

Headquartered in Ingelheim, Germany, it operates globally with 135 affiliates in 47 countries and more than 39,800 employees.

Since it was founded in 1885, the family-owned company has been committed to researching, developing, manufacturing and marketing novel products of high therapeutic value for human and veterinary medicine.

In 2007, Boehringer Ingelheim posted net sales of almost 10.9 billion euro while spending one fifth of net sales in its largest business segment, Prescription Medicines, on research and development.

COMPANY INFO

Binger Str. 173

55216 Ingelheim am Rhein

GERMANY

Tel. 0049 6132 7792728, Fax 0049 6132 772044

ralf.trabold@boehringer-ingelheim.com

www.boehringer-ingelheim.com

COMPANY DESCRIPTIONS AND CONTACT DETAILS

BONESUPPORT AB

X9-10

PROFILE

BONESUPPORT AB is an innovative Swedish medical technology company focused on the development of high-technology solutions for the treatment of conditions such as osteoporotic fractures (CERAMENT) and herniated discs (ULTRAZONIX). CERAMENT is a ceramic, injectable bone substitute which reinforces decalcified bone while allowing the patient's own bone tissue to grow into and replace the implant. CERAMENT has near-physiological "orthobiological" properties based on natural minerals. The ULTRAZONIX product is intended for high intensity focused ultrasound treatment of chronic back pain caused by herniated discs. The method replaces conventional surgery with a more simple treatment and faster patient recovery.

COMPANY INFO

Scheelevaegen 19 A
SE-22370 Lund
SWEDEN
Tel. 0046 462865370, Fax 0046 462865371
ian.kikwood@bonesupport.com
www.bonesupport.com

BRAINLAB

Y2

PROFILE

BrainLAB develops, manufactures and markets software-driven medical technology that enables procedures that are more precise, less invasive, and less expensive than traditional treatments. BrainLAB is a market leader in image-guided technology that provides highly accurate real-time information for navigation during surgical procedures. This utility has been further expanded to serve as a computer terminal for physicians to more effectively access and interpret diagnostic scans and other digital medical information for better informed decisions. BrainLAB solutions allow

expansion from single systems to operating suites to digitally integrated hospitals covering all subspecialties from neurosurgery, orthopedics, ENT, CMF to spine & trauma and oncology.

COMPANY INFO

Kapellenstrasse, 12
85622 Feldkirchen
GERMANY
Tel. 0049 899915680, Fax 0049 8999156833
de_sales@brainlab.com
www.brainlab.com

CERAMTEC AG MEDICAL PRODUCTS DIVISION

Y38-39

PROFILE

CeramTec's BIOLOX® materials are the most widely used ceramic components in arthroplasty. Every Minute of Every Day a BIOLOX® component is implanted worldwide. They are extremely wear-resistant and biocompatible, helping to avoid particle disease and allergic reactions. Since 1974 over five million BIOLOX® components have been implanted. Ceramic components for knee joints are currently being introduced clinically.

CeramTec AG, the global market leader for bioceramics in joint replacement, is also an internationally leading supplier of innovative technical ceramics for the electronics, telecommunications, automotive, medical, machinery, metal, electrical and chemical industries, developed, produced and distributed by 3150 employees world-wide.

COMPANY INFO

Fabrikstrasse 23-29
73207 Plochingen
GERMANY
Tel. 0049 7153 611845, Fax 0049 7153 611950
h.wecker@ceramtec.de
www.ceramtec.de

COMPANY DESCRIPTIONS AND CONTACT DETAILS

CERAVER

X68-69

PROFILE

Ceraver : French medical company, design, manufacturing and sales of joint prosthesis and biomaterials.

A range of hip prosthesis which demonstrated excellent clinical results with: OSTEAL, cemented stem having more than 30 years of follow-up, CERAFIT, a cementless range AND the first world implant of Alumina-Alumina friction pair in 1970.

HERMES, a full knee prosthesis range starting from femoro-patellar to revision full prosthesis, CERAGYR, the ultimate congruency in mobile bearing knee prosthesis, all assisted by CERAVISION: navigation system.

Abroad range of biomaterials: CERAFIX: low and high viscosity cements , synthetic bone substitutes

COMPANY INFO

Rue De la Belle Etoile, 69

95957 Roissy CDG

FRANCE

Tel. 0033 01 48638863, Fax 0033 01 49890505

lishab@ceraver.fr

www.ceraver.com

CHINA ORTHOPAEDIC JOURNAL

Y55

PROFILE

Established in 1995,our services include Regulatory Affairs Consulting, including clinical trial management for medical devices and pharmaceuticals, Market research for medical devices in chinese,distributor service in China. Headhunting, Chinese ,Orthopaedics Journal. Our company has handled more medical device approvals in China than any other organization, including over 600 companies from over 20 countries all over the world.

COMPANY INFO

12A08, B2, Long Range World Building, No.18,

Suzhou Street, Haidian District

100080 Beijing

CHINA

Tel. 0086 010 82608228, Fax 0086 010 82609935

robert@jtmedical.com

www.jtmedical.com

CHIROPRO ITALIA SRL

XL2

PROFILE

A-SPINE Europe is an innovative Company that with its Patents establishes a new technological and clinical era for Spine Surgery.

It provides a great Quality and Safety advancement with its new concept of percutaneous procedure of the Vessel-X.

A-SPINE Europe develops its expertise for supporting Physicians and Patients, with a clinical culture as its own Mission. One of its main principles is based on an International university network of scientific exchanges and surveys on surgical field, providing like this an excellence and safety background.

The two main Headquarters are in Germany and Italy. In many European Countries it is already presents with qualified and specialized Distributors.

COMPANY INFO

Piazza del Risorgimento 14

00192 Roma

ITALY

Tel. +39 06 64 52 15 46, Fax +39 06 64 52 06 25

chiroproitalia@tiscali.it

COMPANY DESCRIPTIONS AND CONTACT DETAILS

CONFORMIS EUROPE GMBH

X21

PROFILE

Our Company ConforMIS, Inc. is a privately held medical device company based in Massachusetts. It was founded in 2004 to provide dramatic advancements in patient care by utilizing imaging technology to create personalized, patient-specific implants and instrumentation.

Patients vary in more ways than gender, race, and size. At ConforMIS, we believe that optimizing implant fit and performance requires a patient-specific approach. Our mission is to provide best-in-class, patient-specific implants and instrumentation that offer unique advantages over traditional orthopedic implants.

COMPANY INFO

Badepark, 3
39218 Schoenebeck
GERMANY
Tel. 0049 176 202 00 202
martin.menzel@conformis.com
www.conformis.de

CONVATEC INC.

Y26

PROFILE

ConvaTec is a leading developer of innovative medical technologies that have helped improve the lives of millions of people worldwide. In Ostomy Care, Wound Therapeutics, Continence and Critical Care, and Infusion Devices – ConvaTec products support health care professionals from hospital to community health settings. For more information, visit www.convatec.com.

COMPANY INFO

200 Headquarters Park Drive
08558-2405 Skillman
USA
Tel. 001-800-422-8811, Fax 001- (908) 904-2405
www.convatec.com

CROMA-PHARMA GMBH

X72-73

PROFILE

Croma-Pharma, an internationally operating pharmaceutical company headquartered in Austria, is manufacturer of sterilized ready-to-use syringes of viscoelastic hyaluronic acid for intra-articular use. Full dedication to highest quality is guaranteed.

COMPANY INFO

Stockerauerstr.181
2100 Korneuburg
AUSTRIA
Tel. 0043 2262 68468-0, Fax 0043 2262 68468-4
www.croma.at

DEPUY INTERNATIONAL LTD

Y42

PROFILE

DePuy Orthopaedics, part of Johnson & Johnson, is a leading global provider of orthopaedic devices for hip, knee, extremities and trauma, as well as bone cement and operating room products. It is part of the DePuy Family of Companies, which have a rich heritage of pioneering a broad range of products and solutions across the continuum of orthopaedic and neurological care. These companies are unified under one vision – Never Stop Moving™ – to express their commitment to bring meaningful innovation, shared knowledge and quality care to patients throughout the world.

COMPANY DESCRIPTIONS AND CONTACT DETAILS

COMPANY INFO

No 1 White Rose Office Park, Millshaw Park Lane
LS11 0BG Leeds
UNITED KINGDOM
Tel. 0044 113 387 7928, Fax 0044 113 387 7886
ASexton2@its.jnj.com
www.depuyl.com

DESOUTTER MEDICAL LTD

X74

PROFILE

De Soutter Medical is a company solely focussed on producing advanced power instrument solutions for today's exacting surgical procedures. The company has accumulated years of experience concerning the complex and demanding requirements of advanced surgical techniques and how they need to be augmented with the latest technologies in power instrument design. The products De Soutter produce are the result of continuous investment into research and development of high integrity, precision instruments which surgical teams, the world over, have come to rely on. The company's universal goal is total customer satisfaction.

COMPANY INFO

River Park, Billet Lane
HP4 1HL Berkhamsted, Herts
UNITED KINGDOM
Tel. 0044 (0)1442 860300, Fax 0044 (0)1442860333
info@de-souttermedical.com
www.de-soutter.com

DIETER MARQUARDT MEDIZINTECHNIK GMBH

X66-67

PROFILE

We, company Marquardt Medizintechnik GmbH, develop and manufacture, in close partnership with wellknown surgeons, implants and instruments for osteosynthesis and

spine surgery We distribute our innovative implants systems by own subsidiaries and through a world-wide distributor network into the national and international markets.

COMPANY INFO

Robert-Bosch-Str., 1
78549 Spaichingen
GERMANY
Tel. 0049 7424 / 95 81 20, Fax 00 49 7424 / 50 14 41
info@marquardt-medizintechnik.de
www.marquardt-medizintechnik.de

DINA-HITEX, SPOL S. R.O.

X14

PROFILE

We have production areas class C and D, as well as an ETO sterilizing unit.

Our production is concentrated on production of medical disposable materials from non-woven textiles, starting from towels and bed sheets to a complete body protection programme and surgical barrier system. The main exported production range is surgical drapes and customised sets according to our customers' needs. All our products are in accordance with all the necessary EU norms.

COMPANY INFO

Ždánská, 987
685 01 Bučovice
CZECH REPUBLIC
Tel. 00420 517 380 820, Fax 00420 517 380 820
manager@dina-hitex.com
www.dina-hitex.com

COMPANY DESCRIPTIONS AND CONTACT DETAILS

DIZG – GERMAN INSTITUTE FOR CELL AND TISSUE REPLACEMENT

X91

PROFILE

DIZG was founded as a non-profit Institution in 1993 by experienced physicians and scientists from the long-established tissue banks of the University of Leipzig and the Charité University Hospital in Berlin. The institute is dedicated to bring the gift of tissue donation to the medical community and patients requiring transplants in the form of high quality, safe allograft tissue transplants. We have already delivered approximately 150.000 human tissue transplants to hospitals and surgeons worldwide. DIZG provides a wide range of tissue forms for the most of the surgical disciplines like void fillers, reconstructional grafts, DBM granules and paste, acellular dermis, allografts for sports medicine and a dental line.

COMPANY INFO

Koepenicker Strasse, 325
12555 Berlin
GERMANY
Tel. 0049 3065763067, Fax 0049 3065763055
distribution@dizg.de
www.dizg.de

DJO INTERNATIONAL

X34-35-36

PROFILE

DJO is a leading global medical device company providing solutions for musculoskeletal and vascular health and pain management. The Company's products help patients prevent injuries or rehabilitate after surgery, injury or degenerative disease. DJO's brands include Aircast®, DonJoy®, ProCare®, CMF™, Empi®, Saunders®, Chattanooga Group™, DJO Surgical, Cefar®-Compex® and Ormed®. Visit www.DJOglobal.eu.

COMPANY INFO

The Pines Business Park, Broad Street, 7
GU3 3BH Guildford
UNITED KINGDOM
Tel. 0044 1483 459659, Fax 0044 1483 459470
katja.schenkel@djoglobal.com
www.djoglobal.eu

DOCTORS FOR DISABLED AUSTRIA

Y48

PROFILE

Non profit organization with the purpose to support disabled people in the third world. Running projects in Ghana, Mali, Bosnia. The activities are sponsored by found raising only. The projects are mainly from the orthopaedic field.

COMPANY INFO

Speisingerstrasse, 109
1130 Vienna
AUSTRIA
office@doctorsfordisabled.at
www.doctorsfordisabled.at

DOCTORS RESEARCH GROUP

XL5

PROFILE

Kryptonite bone matrix is a non-toxic, osteoconductive, structural scaffold, with bone-like properties composed of naturally occurring fatty acids and calcium carbonate. Kryptonite matrix is extremely adhesive, cohesive and minimally exothermic. Kryptonite matrix achieves a strong adhesive bond through both bony interdigitation and chemical adhesion, providing a strong interface at both macro and micro levels. The unique mechanical properties of Kryptonite matrix make it an ideal product for bone void filling applications.

COMPANY DESCRIPTIONS AND CONTACT DETAILS

COMPANY INFO

574 Heritage Road
Suite 202
06488 Southbury, Connecticut
USA
Tel. +1-203-262-9335 x 24, Fax +1-203-262-9340
smorin@doctorsresearchgroup.com
www.kryptonitebonematrix.com

DOT GMBH

X37

PROFILE

DOT is one of the leading European companies in the field of medical coating technologies for orthopaedic and dental implants as well as instruments and also their cleanroom packaging. With our comprehensive Supply-Chain-Concept we are an ideal industry partner for orthopaedic OEMs. DOT offers a wide range of surface treatments such as: PVD (TiN) coating; Plasma Sprayed Titanium coating; Electrochemical CaP deposition (BONIT® coating) and Anodic oxidation (DOTIZE®). Additional business areas are: Nanoporous bone graft substitute BONITmatrix®; subcontracting services (CNC-machining of surgical instruments). ISO 13485:2003 certified. DOTs quality and safety standards are also geared to GMP demands.

COMPANY INFO

Charles-Darwin-Ring, 1a
18059 Rostock
GERMANY
Tel. 0049 381 403350, Fax 0049 381 4033599
pfliegensdoerfer@dot-coating.de
www.dot-coating.de

E.M.S. ELECTRO MEDICAL SYSTEMS S.A.

X8

PROFILE

EMS Electro Medical Systems SA with its headquarters in Nyon near Geneva is a modern Swiss company with worldwide activities in the dental, medical and veterinary field. Today, EMS is one of the leading companies worldwide in development, manufacturing and distribution of shock wave equipment. Applications and technologies have been expanded over the years, for example the Swiss DolorClast® – Radial shock wave therapy for chronic pain. EMS has own subsidiaries in Germany, France, Spain, Italy and the USA and employs more than 250 persons worldwide. Besides, EMS works with distribution partners in over 100 countries.

COMPANY INFO

Ch. De la Vuarpillière, 31
1260 Nyon
SWITZERLAND
Tel. 0041 22 9942700, Fax 0041 229944701
welcome@ems-company.com
www.ems-medical.com

EDITION NYMPHENBURG GMBH & CO KG

Y56

PROFILE

Publisher of the medical journal ORTHODOC, reporting on subjects like orthopedics, surgery, rheumatology, sports medicine, pain treatment, health coach and political subjects.

COMPANY DESCRIPTIONS AND CONTACT DETAILS

COMPANY INFO

Jakob-Endl-Str. 10
94032 Passau
GERMANY
Tel. 0049 851 720 1857, Fax 0049 851 720 1859
verlag@orthodoc-online.de
www.orthodoc-online.de

EFAS – EUROPEAN FOOT AND ANKLE SOCIETY

Y52

PROFILE

The European Foot and Ankle Society is a community of International doctors and surgeons, each with their own specific talents and expertise. The goal of EFAS is to exchange knowledge, to interact, to promote foot and ankle surgery, and to bring the work to higher standards creating a unique European identity for all members. Currently EFAS has 2,837 members. The official journal of the European Foot and Ankle Society, Foot and Ankle Surgery, (FAS) is indexed in the Allied and Complementary Medicine Database, EMBASE, EMCARE, Pascal, Scopus, MEDLINE and Mosby's Nursing Index.

COMPANY INFO

76A Upper Georges Street
Dun Laoghaire, Co. Dublin
IRELAND
Tel. 00353 1 2302591, Fax 00353 1 2302594
efas@eventplus.ie
www.efas.co.uk

EFORT – EUROPEAN FEDERATION OF NATIONAL ASSOCIATIONS OF ORTHOPAEDICS AND TRAUMATOLOGY

X110

PROFILE

EFORT works on behalf of the European orthopaedic and traumatology community to secure mobility, musculoskel-

etal health and quality of life. The federation links 38 National Orthopaedic Associations and over 20 Speciality Societies and Affiliated Organisations in Europe. As a pan-European organisation with its own staff, EFORT promotes the sciences of orthopaedic surgery and orthopaedic traumatology and aims to highlight statutory functions in terms of important cross-border issues. EFORT also collates and communicates relevant information about members, developments and the work of individual societies.

The combined strength of more than 36,000 orthopaedic surgeons as well as the industry are the target audience for EFORT. EFORT organises annual congresses which attract many thousands of orthopaedic surgeons as well as the medical and pharmaceutical industry. EFORT supports continuous medical education (CME) in Europe and organises instructional courses and other scientific events on a regular basis.

COMPANY INFO

Technoparkstrasse 1
8005 Zürich
SWITZERLAND
Tel. 0041 44 448 4400, Fax 0041 44 448 4411
office@efort.org
www.efort.org

EHS 2010 ATHENS GREECE (9TH DOMESTIC MEETING OF THE EUROPEAN HIP SOCIETY)

Y11

PROFILE

The 9th Domestic Meeting of the European Hip Society will take place at the Athens Hilton Hotel, September 9–11, 2010. All scientific activities of the congress will take place within a single hotel in the heart of Athens, encouraging camaraderie and scientific exchange. The 9th EHS Meeting will provide the opportunity for its delegates, to explore the latest and most noteworthy developments in the field of Hip Surgery, today. A complete scientific program will provide both traditional and innovative platforms for our delegates

COMPANY DESCRIPTIONS AND CONTACT DETAILS

with a diverse collection of topics presented in Instructional Courses, Panel Discussions, Presidential Symposia, Free Paper Sessions, Poster Exhibits and Satellite Symposia. The Athens Hilton hotel located few minutes walk from the city centre offers an ideal meeting venue in the midst of a bustling city and the romantic background of the Acropolis. A variety of social activities have been planned to give all delegates the unique opportunity to explore the treasures of Ancient and Modern Greece, under the famous Greek Sun. For further information please visit congress official web site: www.ehs2010.com or contact congress secretariat at: info@ehs2010.com

Looking forward to seeing you in Athens 2010!!!!

COMPANY INFO

Apollonos Str., 5
GR 105 57 Athens
GREECE

Tel. 0030 210 3244932, Fax 0030 210 3250660
info@ehs2010.com
www.ehs2010.com

ELISABETH LANG-KOUBA

PANASONIC MASSAGESESSEL BY LANG

XL 142-143

PROFILE

We invite you for a professional Massage with our Panasonic Massagelounger. Come to our fair bus in Hall XL 142-143 and enjoy for six minutes a perfect massage. You will be fit after this short time! For further information look at our homepage www.massagesessel.at or take a call to 0043-699-16001006

COMPANY INFO

Grazergasse 32
8430 Leibnitz
AUSTRIA
Tel. +43-69916001006, Fax +43-3452-76988-20
panasonic@massagesessel.at
www.massagesessel.at

EPM ENDOPLANT MUELLER GMBH

X7

PROFILE

EPM Endo Plant Müller GmbH, established 1995, present the EPM MUELLER° hip stem extractor, successfully used since 1993 in more than 650 centers in Germany and internationally, – the new Universal extractor for other prostheses, acetabular cups, – the new EPM MUELLER° acetabular reamers, standard and for MIS, offering unique standards of precision and accuracy, with 5 years clinical feedback, – the new cup impactor, standard and for MIS and –the new EPM MUELLER° femoral modular hollowrasp, with significant reduction of intramedular pressure, with mean values smaller than 45 mm Hg, possibility of spongiosa compacting, easy cleaning and winning bone grafting material.

COMPANY INFO

Schleusenstr, 8
63839 Kleinwallstadt
GERMANY
Tel. 0049(0)602225419, Fax 0049(0)602225419
epmmueller@aol.com
www.epm-mueller.de

ESSKA

Y53

PROFILE

Founded in 1984 in Berlin by a group of interested knee surgeons and arthroscopists, the European Society for Sports

Traumatology, Knee Surgery & Arthroscopy (ESSKA), is now a European leader in orthopaedic sports medicine. The society is dedicated to education, research, as well as clinical and scientific exchange between the different countries in Europe in the fields of arthroscopy, knee surgery and orthopaedic sports medicine.

Further aims are to support, discover and promote scientific work, training programs and orthopaedic culture that diffuse and improve the knowledge of sports traumatology, knee surgery and arthroscopy.

COMPANY INFO

Rue d'Eich, 76
L-1460 Luxembourg
LUXEMBOURG
Tel. 00352 4411 7026, Fax 00352 4411 7678
dolenc.brigitte@chl.lu
www.esska.org

ESTES – EUROPEAN SOCIETY FOR TRAUMA & EMERGENCY SURGERY

Y20

PROFILE

The European Society for trauma and Emergency Surgery (ESTES) was formed by the merger of two respected and established international societies, the European Trauma society and the European Society for Trauma and Emergency surgery.

More than fifty countries throughout the world are represented in its individual membership, and its corporate members include distinguished national professional associations such as the Austrian Trauma Society, Belgian Trauma Society, Croatian Medical Association/Croatian Trauma Society, Croatia Pannonian Urgent Medicine Association, Czech Trauma Society, Dutch Trauma Society, French Emergency Surgery Society, German Trauma Society, Hellenic Society for Trauma & Emergency Surgery, Hungarian Trauma Society, Italian Trauma & Emergency Surgery Society, Lusitanian (Portuguese) Association of Trauma & Emergency Sur-

gery, Romanian Society for Trauma & Emergency Surgery, Serbian Trauma Society, Slovakian Trauma Society, Slovenian Trauma Society, Swiss Society of General and Trauma Surgery (SGAUC), Swiss Trauma Society (SGTV), Turkish Association for Trauma & Emergency Surgery.

ESTES is one of the leading organizations in the world for trauma, and acute care surgery and trauma prevention. ESTES provides critical information on trauma and acute care surgery to its members, but also to policy makers and to the public, with injury prevention as a high priority issue. ESTES is committed to improving the care of injured and severely ill patients. This is only possible through education and research. We are in the process of creating and producing suitable programs to these ends and providing these programs to our members.

COMPANY INFO

Operngasse 20b
1040 Vienna
AUSTRIA
Tel. 0043 1 58804 114 , Fax 0043 1 58804-185
zippusch@mondial-congress.com
www.estesonline.org

EUSA PHARMA

X12-13

PROFILE

EUSA Pharma is a rapidly growing transatlantic specialty pharmaceutical company focused on in-licensing, developing and marketing late-stage oncology, pain control and critical care products. The company markets* a number of specialty products, including Caphosol® for the treatment and prevention of oral mucositis, a common and debilitating side-effect of radiation therapy and high-dose chemotherapy, ProstaScint® for imaging the extent and spread of prostate cancer, Quadramet® for the treatment of pain in patients whose cancer has spread to the bones, Erwinase® and Kidrolase® for the treatment of acute lymphoblastic

COMPANY DESCRIPTIONS AND CONTACT DETAILS

leukemia and the collagen implant impregnated with gentamicin Collatamp®.

For more information visit: www.eusapharma.com

*not all products are marketed in the EU

COMPANY INFO

The Magdalen Centre

OX4 4GA Oxford

UNITED KINGDOM

Tel. 0044 1865 784271, Fax 0044 1865 784253

melanie.gross@eusapharma.com

www.eusapharma.com

EXACTECH

X3

PROFILE

Exactech, Inc. is an orthopaedic company that develops, manufactures, markets, distributes and sells orthopaedic implant devices, related surgical instrumentation and biologic services to hospitals and physicians in the United States and internationally.

COMPANY INFO

NW 66th Court, 2320

32653 Gainesville/Florida

USA

Tel. 0032 478 382 399

pascale.robin@scarlet.be

www.exac.com

F.COLOMBO SRL

X32

PROFILE

Italian Company specialized in hot precision forging of metals by mechanical press. During more than 60 years of activity we have got experience in forging alloys steel, titanium and chromo-cobalt alloy for biomedical field; our orthopae-

dic catalogue includes more than 100 articles such as hip and knee prosthesis, tube plate, cups ...

All productive processes are managed inhouse, from manufacturing tools up to final check with measuring machinery. We believe our know-how and technology might be really attractive for you offering a manufacture with an excellent finishing and an accurate degree of tolerance.

COMPANY INFO

Via Cavalieri V. Veneto 2

23870 Cernusco Lombardone

ITALY

Tel. 0039 (0)39 9902112, Fax 0039 (0)39 9907558

info@fcolombo.it; diego.comi@fcolombo.it

www.fcolombo.it

FALCON MEDICAL MEDIZINISCHE

SPEZIALPRODUKTE GMBH

X30

PROFILE

Falcon Medical is an orthopedic medical company, mainly dealing with the development of artificial cementless hip systems.

In cooperation with orthopedic surgeons Falcon develops and designs implants and instruments of very high quality. The main market is Austria and Germany.

COMPANY INFO

Meiereigasse, 2

2340 Mödling

AUSTRIA

Tel. 0043 2236 46465, Fax 0043 2236 4646529

guenter.forsthuber@falcon-med.com

www.falcon-med.com

COMPANY DESCRIPTIONS AND CONTACT DETAILS

FH ORTHOPEDICS

Y6

PROFILE

Since 1964, FH ORTHOPEDICS is specialized in developing, manufacturing and marketing orthopaedic implants and joint replacements.

Our main product lines:

sport surgery :TLS, a new concept in ACL and PCL ligament surgery – TENOLIG, implant for percutaneous tenosynthesis of the achilles tendon.

shoulder lines: ARROW, universal shoulder prosthesis and TELEGRAPH, humeral anterograde nail with self-stabilising screws.

COMPANY INFO

Rue de la Foret, 3
68990 Heimsbrunn

FRANCE

Tel. 0033 3 89 81 90 92, Fax 033 3 89 81 80 11

jm.kerninon@fhorthopedics.com

www.fhorthopedics.com

FIDIA FARMACEUTICI SPA

X25-26-27

PROFILE

An Italian pharmaceutical company, Fidia Farmaceutici S.p.A. operates internationally with the aim of developing and marketing innovative medicinal products, medical devices and biomaterials, mainly based on hyaluronan (HY) and its derivatives to treat musculoskeletal disorders, including OA, and tissue repair and regeneration. Amongst approved products worldwide is a HY-based product for intra-articular (i.a.) injection (Hyalgan/Hyalart), a fermentation-derived, HY-based, i.a. viscosupplement (Hyalubrix) and a sodium diclofenac 2nd generation matrix adhesive patch for local treatment of pain and inflammation (Itami). To learn more about the company and activities, visit Fidia's website at www.fidiapharma.com.

COMPANY INFO

Via Ponte della Fabbrica, 3/A

35031 Abano Terme PD

ITALY

Tel. 00390498232111, Fax 0039 049 8232697

info@fidiapharma.it

www.fidiapharma.com

FIN-CERAMICA FAENZA S.P.A

XL 137

PROFILE

Finceramica develops and produces proprietary bone and cartilage substitutes, including custom-made solutions for particular clinical needs. Research activity focuses on innovative bioceramic materials, ceramic-polymer composites and a new generation of biological joint replacements and knee resurfacings.

COMPANY INFO

Via Granarolo 177/3

48018 Faenza (RA)

ITALY

Tel. +39 0546 607311, Fax+39 0546 607337

ddonati@finceramica.it

FINSBURY ORTHOPAEDICS LTD

X101-103

PROFILE

Thirty decades of collaborative development with pioneering orthopaedic surgeons has resulted in a portfolio of products which are marketed globally, with direct sales operations in the UK, Germany, Australia and Turkey.

Finsbury will be exhibiting the following products:

- DeltaMotion®
- Finsbury Type C Stem (FTC™)
- Finsbury Type S Stem (FTS™)
- Position Alignment Laser (PAL™)

COMPANY DESCRIPTIONS AND CONTACT DETAILS

- ADEPT® Hip System
- Medial Referencing Jig
- Medial Rotation Knee™
- BOX® Total Ankle
- Tuke Saw™
- Position Alignment Laser (PAL™)

COMPANY INFO

Mole Business Park, Randalls Road, 13
KT227 BA Leatherhead, Surrey
UNITED KINGDOM
Tel. 0044 1372360830, Fax 0044 1372360779
info@finsbury.org
www.finsbury.org

FORTE – FEDERATION OF ORTHOPAEDIC TRAINEES IN EUROPE

Y25

PROFILE

Objectives

- To promote and improve the standards of orthopaedic training in Europe.
- To provide a basis for international links for orthopaedic trainees across Europe.
- To act as a communications centre with information about courses and educational opportunities.
- To build a database of educational activities and fellowship opportunities.
- To act as a point of referral and contact for industry, educational bodies and government regarding orthopaedic training in Europe.
- To represent the interests of trainees in orthopaedic surgery in Europe.

COMPANY INFO

Bijlmerdreef, 392
1102 AC Amsterdam
THE NETHERLANDS
Tel. 0031616370384
dj_hofstee@hotmail.com
www.forte.eu.com

GEISTLICH PHARMA AG, BUSINESS UNIT SURGERY X20

PROFILE

Geistlich Biomaterials is a leading provider of matrices for tissue engineering in the field of regenerative medicine, especially in orthopedic- and trauma surgery.

Chondro-Gide® – The collagen matrix for the treatment of cartilage lesions

Chondro-Gide® is a CE-marked medical device which is used as matrix for autologous chondrocyte transplantation (ACI). For the AMIC? (Autologous Matrix Induced Chondrogenesis) Chondro-Gide acts as a matrix to adhere the mesenchymal stem cells thus allowing them to differentiate into hyaline-like cartilage tissue.

Orthoss?

Orthoss® is an inorganic, hydroxyl-apatite-mineral bone matrix. Orthoss® displays a high degree of similarity to human bone. This accounts for the excellent osteoconductivity of Orthoss® and supports the natural remodelling processes of the bone.

COMPANY INFO

Bahnhofstrasse, 40
6110 Wolhusen
SWITZERLAND
Tel. 0041 414925618, Fax 0041 414925639
saegesser@geistlich.ch
www.geistlich.com

COMPANY DESCRIPTIONS AND CONTACT DETAILS

GENZYME CORPORATION

Y34-36

PROFILE

Genzyme is dedicated to making a major positive impact on the lives of people with serious diseases. Since 1981, the company has grown from a small start-up to a diversified enterprise. Genzyme is a leader in the effort to develop and apply the most advanced technologies in the life sciences. The company's products and services are focused on rare inherited disorders, kidney disease, orthopaedics, cancer, transplant and immune disease, and diagnostic testing. Genzyme's orthopaedics business comprises novel treatments such as Synvisc® and Synvisc-One™, viscosupplements to treat pain associated with knee osteoarthritis and MACI®, an autologous cartilage repair treatment for articular cartilage defects in symptomatic patients.

COMPANY INFO

Gooimeer 10
1411 DD Naarden
THE NETHERLANDS
Tel. 0031 35 699 1200, Fax 0031 35 694 3214
www.genzyme.com

GROUPE LEPINE

X49

PROFILE

After almost 300 years existence, Groupe Lépine is today the French leading designer and manufacturer of orthopaedic joints implants, with all ergonomic instrumentations: NEW WAVE® mobile bearing knee, TARGOS® HA coated hip prosthesis, Marc.K® cemented Hip (25 years clinical validation), TMC joint Maia®, biomaterials and soft splints. For many years, Groupe Lépine integrated all the manufacturing processes by using new technologies such as new Vacuum Plasma Spray coating system for HA and improved forging process.

In the reach of competitive improvement, Groupe Lépine is expanding its worldwide representation by seeking distribution partners.

COMPANY INFO

Rue Jacquard, 175
69730 Genay
FRANCE
Tel. 0033 0472330295, Fax 0033 0472359650
info@groupe-lepine.com
www.groupe-lepine.com

GRUPPO BIOIMPIANTI SRL

X93-95

PROFILE

Founded in 1992 Gruppo Bioimpianti is an extremely dynamic Italian enterprise well known in the orthopaedic sector for its constant commitment to research, major investments and continual updating.

All its products, such as hip and knee primary and revision prosthesis, tumoural prosthesis, intramedullary nails for femur, tibia & humerus, osteosynthesis and more, have achieved excellence terms of safety thanks to avant-garde machinery employed in increasingly precise production processes and techniques and under increasingly stringent quality control.

All this has one, sole objective: to improve the patient's quality of life.

COMPANY INFO

Via Liguria, 28
20068 Peschiera Borromeo (MI)
ITALY
Tel. 0039 02 51650371, Fax 0039 02 51650393
info@bioimpianti.it
www.bioimpianti.it

COMPANY DESCRIPTIONS AND CONTACT DETAILS

HALLUFIX AG

X45

PROFILE

Hallufix AG, Munich, was founded in 2006 and is lead by an experience management team. In cooperation with the Fraunhofer Institute, the company has developed an unique orthosis (splint system) for the effective treatment and correction of big toe malpositioning in the case of Hallux valgus. By means of an incorporated joint at bunion level the base joint of the big toe can move naturally. Thus the splint can also be worn in movement for the first time. The splint system is internationally patented and offers correction of the malpositioning, by which more than hundred million people in the world who are affected with. The splint system is produced in Germany. New innovative products will follow.

COMPANY INFO

Elektrastrasse, 6
81925 Munich
GERMANY
Tel. 0049 (89)9605779-0, Fax 0049 (89)9605779-99
info@hallufix.de
www.hallufix.com

HARVEST TECHNOLOGIES GMBH

X23

PROFILE

Harvest Technologies develops technologies for accelerating healing and improving surgical outcomes by enhancing the body's normal healing process. Harvest's BMAC (Bone Marrow Aspirate Concentrate) System enables the surgeon to rapidly produce a concentration of mononuclear cells from the patients bone marrow, obtained from the iliac crest in a minimally invasive process. The cells are not chemically manipulated or cultured risking cell viability or their ability to regenerate damaged tissue. The system is FDA and CE approved and administered in hospitals throughout

Europe for indications such as Osteonecrosis, Nonunions or Spine fusion.

COMPANY INFO

Zehntfeldstrasse, 240-A
81825 Munich
GERMANY
Tel. 0049 894377780, Fax 0049 8943777810
info@harvesttech.de
www.harvesttech.de

HERAEUS MEDICAL GMBH

X11

PROFILE

With best-in-class biomaterials, Heraeus Medical in Wehrheim, Germany, makes an essential contribution to improving surgical results in bone and joint surgery. Strongly committed to R&D Heraeus Medical holds more than 600 registered patents in the field of biomaterials. Heraeus Medical is committed to education: Heraeus PALACADEMY® offers orthopedic surgeons and operating theatre staff continuous medical education based on case studies from clinical practice. The bone cement PALACOS® is probably the best known product and synonym for proven bone cement in arthroplasty. This year PALACOS® celebrates its 50th anniversary. COPAL® products especially developed for revision arthroplasty supplement the Heraeus product range.

COMPANY INFO

Philipp-Reis-Str. 8/13
61273 Wehrheim
GERMANY
Tel. 0049 06081-959 0 , Fax 0049 06081 959 304
info.palacos@heraeus.com
www.palacos.com

COMPANY DESCRIPTIONS AND CONTACT DETAILS

HIP INTERNATIONAL

Y9

PROFILE

Hip International is a quarterly peer-reviewed publication dealing entirely with selected topics related to conservative surgery, traumatology, prosthetic surgery, paediatrics, biomechanics, and basic sciences relating to the hip. It is the Official Journal of the European Hip Society and it is affiliated with the Italian, Spanish, Turkish and Argentinian Hip Societies. It is also listed in the most important databases and it is fully available online (www.hip-int.com).

COMPANY INFO

Via Friuli, 72

20135 Milano

ITALY

Tel. 0039 025455122, Fax 0039 0255195971

lucia.steele@wichtig.it

www.wichtig-publisher.com

ICRS – INTERNATIONAL CARTILAGE REPAIR SOCIETY

Y13

PROFILE

ICRS is a forum for international collaboration in cartilaginous tissue research by bringing together basic scientists and clinical researchers engaged or interested in the field of cartilage biology and cartilaginous tissue engineering.

The link between laboratory work and the daily treatments of patients in a clinical setting is very important.

Subsequently ICRS has as the ultimate goal the stimulation of education and research within the field of cartilage repair through regular meetings, skills courses, publications and other forms of communication.

The purpose of ICRS is charitable: The society envisages the scientific research and the exchange of knowledge among physicians, scientists, patients and researchers of the industry in the field of Cartilage Repair.

To serve its purpose, the society organizes international congresses and events, publishes journals and provides a universal internet discussion-platform. Further more the society financially supports research projects and pays for scholarships.

Please visit us at booth nr. Y13

COMPANY INFO

Seestrasse, 53

8702 Zollikon

SWITZERLAND

Tel. 0041 44 390 18 40, Fax 0041 44 390 18 41

office@cartilage.org

www.cartilage.org

I.T.S GMBH

X84-85-86-87

PROFILE

I.T.S develops, produces and sales titanium implants and instruments for the use in trauma surgery, in close co-operation with well-known surgeons, with high quality made in Austria.

Due to our sales network, our products are available worldwide.

Our common goal at I.T.S. is:

- To provide professional service so that our products are accessible.
- To offer a product that allows for shorter operation times.
- To return patients to their usual quality of life as quickly as possible.

We organise conferences and symposia to which we invite participants to exchange their opinions and experiences.

COMPANY DESCRIPTIONS AND CONTACT DETAILS

COMPANY INFO

Autal, 28
8301 Lassnitzhöhe
AUSTRIA
Tel. 0043 316 21121 35, Fax 0043 316 21121 20
mm@its-implant.com
www.its-implant.com

IMPLANTCAST GMBH

X100-102

PROFILE

The implantcast GmbH company was founded in 1988 and is counted among the specialised companies offering research, development and manufacturing implants and instruments for joint replacement. The main expertise is the manufacturing of endoprotheses and special implants for a functional replacement of joints. Highest quality of the products, spirit of innovation, high capacity and vertical integration, as well as the permanent impulse to progress are the features, which are reflected in our products. Result is a successful cooperation with many German hospitals. Our products are represented abroad by our partners using an extended distribution network all over Europe (increasing worldwide).

COMPANY INFO

Lüneburger Schanze, 26
21614 Buxtehude
GERMANY
Tel. 0049 4161 744 118, Fax 0049 4161 744 200
m.detje@implantcast.de
www.implantcast.de

INNOMED INC.

X31

PROFILE

Innomed Inc., a developer of instruments for orthopedic surgery, continues to introduce new and innovative products. We offer an array of unique instruments and patient positioning devices designed by or in conjunction with orthopedic surgeons and surgical professionals.

COMPANY INFO

Estus Drive, 103
31404 Savannah, GA
USA
Tel. 001 912 236 0000, Fax 001 912 236 7766
shannon@innomed.net
www.innomed.net

INVIBIO LTD

X41-42

PROFILE

Invibio is the leading global provider of polyetheretherketone (PEEK) based biomaterial solutions for medical device manufacturers. This year Invibio celebrates the 10th anniversary of PEEK-OPTIMA®, the world's first implantable grade PEEK, which set the industry standard for biocompatibility, safety and quality. Invibio's latest implantable biomaterial, MOTIS™, will be introduced at EFORT 2009. MOTIS has been developed to meet the demanding and specialised requirements of bearing applications against hard counter-faces. Invibio's portfolio also includes implantable grade ENDOLIGN™ composite and medical grade PEEK-CLASSIX™. The company's value-added solutions include dependable, traceable product supply, customer insight and consultation, and technical, developmental and regulatory support.

COMPANY DESCRIPTIONS AND CONTACT DETAILS

COMPANY INFO

Weiberstr, 14
6900 Bregenz
AUSTRIA
Tel. 0043 5574 53521, Fax 0043 5574 53546
isinz@invibio.com
www.invibio.com

IO INTERNATIONAL ORTHOPAEDICS HOLDING GMBH

X47

PROFILE

International Orthopaedics is a German manufacturer and distributor of Hip Implant Systems and Minimal Invasive Instruments.

We are specialized in developing Resurfacing Hip Systems (ICON MIS-Hip), Metal-On-Metal Joints and Minimal Invasive Instruments & Techniques on behalf of our customers.

All our products are CE approved and our Quality System is according to the DIN EN 13485:2003.

Our worldwide network is steadily increasing and we offering our customers a variety of products & services which are developed on market experience.

COMPANY INFO

Hans-Kramer Strasse, 8
78187 Geisingen
GERMANY
Tel. 0049 (0)7704922480, Fax 0049 (0)77049224848
info@io-holding.com
www.io-holding.com

JBJS – THE JOURNAL OF BONE AND JOINT SURGERY (BRITISH VOLUME)

Y49

PROFILE

The Journal of Bone and Joint Surgery is a world leading orthopaedic journals package consisting of British AND American Volumes, bringing you the latest advances in

orthopaedic surgery. JBJS publishes a wide range of the highest quality research articles and reviews, often combined with further opinions from experts in the field.

Visit us at stand Y-49 to subscribe and take advantage of our 10% EFORT congress discount . All subscriptions include FREE online access.

Already a subscriber? Activate your subscription today and take our website tour and find out how www.jbjs.org.uk is changing.

COMPANY INFO

Buckingham Street, 22
WC2N 6ET London
UNITED KINGDOM
Tel. 0044 020 7782 0010, Fax 0044 020 7782 0995
r.hall@jbjs.org.uk
www.jbjs.org.uk

KARL STORZ GMBH & CO. KG

Y7

PROFILE

KARL STORZ is a renowned manufacturer that is well established in all fields of endoscopy and can be considered as market leader in rigid endoscopy. The still family held company was founded in 1945 in Tuttlingen, Germany, and has grown to one with a worldwide presence and 3800 employees. KARL STORZ offers a range of both rigid and flexible endoscopes for a broad variety of applications. Today's product range also includes fully integrated concepts for the OR and servicing.

COMPANY INFO

Mittelstrasse, 8
78532 Tuttlingen
GERMANY
Tel. 0049-7461-7080, Fax 0049-7461-708 377
info@karlstorz.de
www.karlstorz.de

COMPANY DESCRIPTIONS AND CONTACT DETAILS

KOENIGSEE IMPLANTATE UND INSTRUMENTE ZUR OSTEOSYNTHESE GMBH

X55

PROFILE

Production and distribution of innovative implants and instruments for traumatology, orthopaedics and spine surgery; e.g. plates, screws, nails, vertebral cages, angle-stable and variable angle-stable plate systems made of titanium or steel. The complete product range for osteosynthesis is 'Made in Germany' and distributed worldwide. Königsee Implantate GmbH is known for its certified top quality, delivery reliability, an excellent price/performance ratio and comprehensive service.

COMPANY INFO

OT Aschau, Am Sand, 4

07426 Allendorf

GERMANY

Tel. 0049(0) 36738498-26, Fax 0049 (0)36738498-777

CEO@koenigsee-implantate.de

www.koenigsee-implantate.de

LIMA

X109

PROFILE

Entrepreneurial ability and imagination, flexibility and far-sighted look at future requirements, intuition in the application of materials and technology of the future.

Lima Corporate is present worldwide with products that are the synthesis of a philosophy that have made research and innovation a milestone.

Lima Corporate can claim an experience of over 60 years in the medical field and in biomaterials with implantable prosthesis substitutes of bone articulations: knee, hip, shoulder and minor joints arthroplasty.

COMPANY INFO

Via Nazionale, 52

33038 Villanova di San Daniele (UD)

ITALY

Tel. 0039 0432945511, Fax 0039 0432945512

info@lima.it

www.lima.it

MADRIMED MEDIZINTECHNIK GMBH

X88-89

PROFILE

Madrimed raises the bar when it comes to innovation, performance, design, economy and safety. The company's philosophy is a holistic one. The doctor, the office and clinic staff and the patient are always equally at the center of attention.

And Madrimed stands for the courage to travel new roads. The knowledge gained from decades of experience in the medical technology industry enables Madrimed engineers to continually bring about new, innovative solutions. The art of European engineering and cost-effective production need not stand in contradiction; Madrimed products' rigorous pricing is proof. Meeting the highest European standards while keeping production costs low amounts to considerable savings which are directly passed on to the customer. In addition to the price advantage, customers can also take advantage of the Austrian medical technology specialists' world-wide service network.

COMPANY INFO

Werner-Bader-Strasse, 1

5111 Buermoos

AUSTRIA

Tel. 0043 62746236105, Fax 0043 62746236106

office@madrimed.com

www.madrimed.com

MATHYS LTD BETTLACH

X108

PROFILE

... together with passion!

For over 50 years, Mathys Ltd Bettlach has dedicated itself to maintaining and improving the mobility of human beings. The product portfolio consisting of artificial joint replacements for hip, knee and shoulder as well as synthetic bio-materials have brought Mathys Ltd Bettlach from being a small business to being a worldwide active enterprise.

... "together with passion!" is more than a slogan. The passion you feel every single day for your work is the same passion this company devotes to its products. Our challenge lies in finding new solutions and adapting our current products to the changing market demands. This requires intensive and continual dialogue combined with close cooperation with the surgeons, who are working daily with our products. Our common target: finding the best possible solution for our patients!

www.mathysmedical.com

COMPANY INFO

Gueterstrasse, 5
2544 Bettlach
SWITZERLAND
Tel. 0041 326441258, Fax 0041 326441817
doris.diaz@mathysmedical.com
www.mathysmedical.com

MEDACTA INTERNATIONAL

X98-99

PROFILE

Medacta is a swiss company developing, manufacturing and distributing joint replacement devices worldwide. Our main focus is the anterior minimally invasive surgery AMIS® for THA and iMNS, the versatile navigation system for TKA. We offer a comprehensive educational program to reduce the learning curve associated with these techniques.

COMPANY INFO

Strada Regina
6874 Castel San Pietro
SWITZERLAND
Tel. 0041 916966060, Fax 0041 916966066
crespan@medacta.ch
www.medacta.com

MEDI GMBH & CO.KG

X1

PROFILE

Medi produces medical aids for a variety of conditions and life situations. But we don't see ourselves solely as a manufacturer. On the contrary, we handle our own research and development, technology, production, and marketing and sales in-house – always keeping our focus on the market, its demands and variables, and the medi vision.

Within its four business divisions, Phlebology, Orthopaedics, Prosthetics and Hospital, medi offers products under the family brands medivan®, mediortho®, and medipro®. These products are used and distributed by medical supply stores, hospitals and clinics, doctors and therapists. In other words, specialist who know which users need which aids to improve their quality of life.

COMPANY INFO

Medicusstrasse, 1
95448 Bayreuth
GERMANY
Tel. 0049 921 912785, Fax 0049 921 912783
h.zeller@medi.de
www.medi.de

COMPANY DESCRIPTIONS AND CONTACT DETAILS

MEDIMETAL LTD

X2

PROFILE

Medimetal Ltd is situated in a picturesque valley near Eger town, in the north-east of Hungary.

The company has over 30 years experience in implant production. The main product categories are: bone screws, plates, intramedullary nails, pins-wires, spinal system and instruments-instrument sets.

Our products are made from good quality stainless steel or titanium alloy. We use the raw material of German, Swiss and French suppliers.

Our main partners are Hungarian hospitals, but we increase our market share extensively by selling our products in Europe and in the Middle-East.

COMPANY INFO

Berva – Volgy

3304 Eger

HUNGARY

Tel. 0036 36 415577, Fax 0036 36415577/13

medimetal@medimetal.hu

www.medimetal.com

MEDIS SPECIALS B.V

X75

PROFILE

Model-Based RSA enables you to assess the micromotion of endo-prostheses without the need of attaching markers as is required in conventional marker-based roentgenstereophotogrammetry. The technique allows you also to perform fluoroscopy studies to assess skeletal and endoprosthetic kinematics.

Model-based RSA requires CAD models or Reversed Engineered models of prostheses or segmented bone models from CT data sets.

Besides the sales of software and related services, other fields of expertise of Medis specials are Clinical Trial Support, Trial Monitoring and Quality Management.

COMPANY INFO

Schuttersveld, 9

2316 XG Leiden

THE NETHERLANDS

Tel. 0031 715223244, Fax 0031 715215617

egarling@medisspecials.com

www.medisspecials.com

MERETE MEDICAL GMBH

X24

PROFILE

Merete Medical is a medical technology company specializing in the manufacture of implants and instruments for endoprosthetics and osteosynthesis. With its name and qualified employees, Merete Medical stands for many years of experience and innovative research and development, as well as for state-of-the-art manufacturing technology. The core competence of the company is the development and the production of implants and instruments for orthopedic and reconstructive surgery.

Due to our staff's specialized know-how in this field and our close collaboration with our surgeons and specialized medical product consultants, we can provide users with the necessary implants or biomaterials.

COMPANY INFO

Alt-Lankwitz, 102

12247 Berlin

GERMANY

Tel. 0049 30 77 99 80 0, Fax 0049 77 99 80 177

service@merete.de

www.merete.de

COMPANY DESCRIPTIONS AND CONTACT DETAILS

META BIOMED

Y4

PROFILE

We, META BIOMED are manufacturing & exporting from Dental, Suture and Biomaterial business area for 19 years with more than 200 buyers from 80 countries. Also, we are a listed company on a Korean Stock market. We are developing and marketing the coralline bone graft products (BoneMedik series).

COMPANY INFO

Oksan-myeon, Namchon-ri, Ochang Science Park, 1115-6
363-911 Cheongwon

KOREA

Tel. 0082-43-216-0433, Fax 0082-43-217-1988

bone@meta-biomed.com

www.meta-biomed.com

MTF – MUSCULOSKELETAL TRANSPLANT FOUNDATION

X90

PROFILE

The Musculoskeletal Transplant Foundation is a non-profit organization dedicated to providing quality tissue through a commitment to excellence in education, research, recovery and care for recipients, donors and their families.

Since our inception in 1987, we've distributed over 3 million grafts, and maintain an unrivaled safety record. MTF offers a comprehensive selection of Musculoskeletal Allograft tissues including Struts, Cancellous Chips, Shafts, Iliac Crest Wedges, Anterior/Posterior Tibialis Tendons, Bone-Tendon-Bone, Femoral Heads, Fascia Lata, Menisci, Demineralized Tissues and much more.

MTF is AATB accredited and ISO certified. Additionally, we maintain the most extensive inventory of large grafts in the United States.

COMPANY INFO

125, May Street

08837 Edison, New Jersey

USA

Tel. 001 732 661 0202, Fax 001 732 661 2572

helma_fernandez@mtf.org

www.mtf.org

MYELOMA EURONET – EUROPEAN NETWORK OF MYELOMA PATIENT GROUPS

XL 138

PROFILE

Myeloma Euronet, a registered European non-profit organisation of some 40 myeloma patient groups in 20 countries, is dedicated to raising the awareness of multiple myeloma, an increasingly common form of bone marrow cancer. Myeloma Euronet also seeks to provide information on the diagnosis, treatment and care of persons living with myeloma and advocates the cause of myeloma among health care policy makers. Since a delay in the diagnosis constitutes one of the greatest barriers to myeloma treatment and care, Myeloma Euronet works together with all stakeholders, including orthopaedic surgeons and traumatologists, to improve this situation.

COMPANY INFO

Brunnenstrasse 178/179

10119 Berlin

GERMANY

Tel. +49 30 28 87 97 55, Fax +49 30 28 87 97 66

info@myeloma-euronet.org

WWW.MYELOMA-EURONET.ORG

COMPANY DESCRIPTIONS AND CONTACT DETAILS

N.M.B. MEDICAL APPLICATIONS LTD.

X39

PROFILE

N.M.B. Medical Applications Ltd., an affiliate of Disc-O-Tech is a company engaged in the development manufacture and marketing of innovative solutions for fixation of the long bones. The company uses its cumulative knowledge and expertise in the field of orthopedics to develop products which enhance the quality of life of patients and are more user-friendly for surgeons.

Among our products: the Fixion Expandable Intramedullary Nailing Systems; the expandable DHP; Quantum Composite Nailing System, an innovative carbon fiber interlocking nail and screws; and Ce-Cure Hip System, a composite material implant for the percutaneous treatment of femoral neck and intertrochanteric fractures.

COMPANY INFO

Ha'Hoshlim St. 11

46724 Herzeliya

ISRAEL

Tel. 00972-951-1511, Fax 00972-9-954-8939

info@nmb-med.com

www.nmb-med.com

OHK MEDICAL DEVICES LTD

X70

PROFILE

HemaClear is a 3-in-1 exsanguination tourniquet – the new standard of care for orthopedic surgery to the extremities. HemaClear exsanguinates, occludes and applies a sterile stockinet in one swift motion, effectively eliminates the tourniquet cuff and tourniquet machine, creates a dryer field for cementation and saves OR time and materials.

COMPANY INFO

Palyam, 16

31002 Haifa

ISRAEL

Tel. 00972-4-824-2369, Fax 00972-4-834-6753

michal@hemaclear.com

www.hemaclear.com

OMNILIFE SCIENCE INC.

Y3

PROFILE

OMNI life science, Inc. was founded in 1998 as an organization committed to the design, manufacture and distribution of high quality orthopaedic devices. Our corporate headquarters are located in Raynham Massachusetts, USA Our products are prescribed by orthopedic surgeons for their patients who require total joint replacement. With the acquisition of APEX Surgical in 2005, OMNI has become a leader in modular hip stem technology and total knee replacement systems. We continue to challenge the design and functionality of our products based on continued advances in reconstructive surgical techniques, anatomic and biomechanical data, as well as input from surgeons. Our corporate strategic objectives include continued growth through line extensions to our hip and knee product offerings as well as the introduction of new products that will complement our current product portfolio and allow us to provide new clinical options for our customers.

COMPANY INFO

175 Paramount Drive

02767 Raynham MA

USA

Tel. 41 0 41 740 6770

cknobloch@omnils.com

www.omnils.com

COMPANY DESCRIPTIONS AND CONTACT DETAILS

OPED GMBH

Y5

PROFILE

OPED is a young, dynamic company focusing on the development and marketing of orthopaedic rehabilitation products. Our aim is to promote patient mobility and to develop patient-friendly products.

COMPANY INFO

Medizinpark ,1
83626 Valley/Oberlindern
GERMANY
Tel. 0049 8024 608182 10, Fax 0049 8024 608 182 99
mail@oped.de
www.oped.de

ORTEQ LTD

XL1

PROFILE

Orteq Ltd, with headquarters in London, UK and manufacturing in Groningen, the Netherlands, was established in 2005 to develop and commercialize bioengineering solutions for orthopedic injuries.

Orteq has developed a biocompatible polymer implant, Actifit, specifically designed to encourage tissue growth and regeneration in the meniscus, a fibrocartilage cushion in the knee.

Actifit has completed a clinical trial in Europe to assess its safety and performance and is approved for sale. The new biomaterial has unique properties which, when arthroscopically implanted, allows the growth of new native tissue. Patients regain normal functionality of the knee after an initial period of rehabilitation.

COMPANY INFO

Greycoat Place, 10
SW 1P 1SB London
UNITED KINGDOM
Tel. 0044 2079606070, Fax 0044 2079606100
support@orteq.com
www.orteq.com

ORTHOFIX ORTHOPEDICS INTERNATIONAL

XL 140-141

PROFILE

We are a diversified orthopedic products company offering a broad line of minimally invasive surgical, as well as non-surgical, products for the spine, orthopedic reconstruction and trauma, vascular and sports medicine market sectors. Our products are designed to address the lifelong bone-and-joint health needs of patients of all ages, helping them achieve a more active and mobile lifestyle. We design, develop, manufacture, market and distribute medical equipment used principally by musculoskeletal medical specialists for orthopedic applications.

COMPANY INFO

Via delle Nazioni 9
37012 Bussolengo VR
ITALY
Tel. +39 045 67 19 000, Fax +39 045 67 19 830
claudiabidoli@orthofix.it
www.orthofix.com

ORTHOPAEDICS TODAY EUROPE / SLACK

INCORPORATED

X56

PROFILE

SLACK Incorporated invites you to Booth X 56. Get your complimentary issue of ORTHOPAEDICS TODAY EUROPE – the only clinical newspaper dedicated to the European

COMPANY DESCRIPTIONS AND CONTACT DETAILS

orthopaedic community. Stay informed with timely news and meeting coverage of the latest research and techniques in orthopaedic surgery. Also see THE JOURNAL OF KNEE SURGERY. Sign-up for our news wire at ORTHOSuperSite.com.

COMPANY INFO

6900, Grove Road
NJ 08086 Thorofare
USA
Tel. 011 8568481000, Fax 011 8568486091
www.slackinc.com

OSTEOTECH INC.

X92

PROFILE

Osteotech is a global leader and innovator in Osteo-Biologics for musculoskeletal surgery. Focusing on trauma, total joint revision and spinal procedures, Osteotech provides a full line of innovative regeneration technologies such as Grafton® DBM, Graftech® Bio-Implants, Xpanse™ Bone Inserts and Plexur® Biocomposites.

COMPANY INFO

51, James Way
NJ 07724 Eatontown NJ
USA
Tel. 001 732 5422800, Fax 001 732 5786688
www.osteotech.com

PETER BREHM GMBH

Y40

PROFILE

If you stop improving, you stop being the best! The company Peter Brehm puts its emphasis on providing hip revision, spine and knee prostheses with the best possible service for the benefit of surgeons in the operation theatre, as well as for the patients with long-term excellent results.

Being a market leader in the Modular Revision Hip Surgery in Germany, this innovative high-tec and high-end implant and medical device manufacturer can also provide a variety of other excellent quality implants in the orthopaedic and traumatological field.

COMPANY INFO

Am Mühlberg, 30
D-91085 Weisendorf
GERMANY
Tel. 0049 9135 7103 49, Fax 00 49 9135 7103 45
thomas.kraus@peter-brehm.de
www.peter-brehm.de

PFIZER INC.

X104-105-106-107

PROFILE

Founded in 1849, Pfizer is the world's largest research-based pharmaceutical company taking new approaches to better health. We discover, develop, manufacture and deliver quality, safe and effective prescription medicines to treat and help prevent disease for both people and animals. We also partner with healthcare providers, governments and local communities around the world to expand access to our medicines and provide better quality healthcare and health system support. At Pfizer, nearly 90,000 colleagues in more than 150 countries work every day to help people stay happier and healthier longer and to reduce the human and economic burden of disease worldwide.

COMPANY INFO

235 E 42nd St
10017 New York, NY
USA
Tel. 001 212-733-2323
www.pfizer.com

COMPANY DESCRIPTIONS AND CONTACT DETAILS

PRECIMED / ORTHOPAEDICS DIVISION OF GREAT BATCH MEDICAL

X65

PROFILE

Greatbatch Medical, a subsidiary of Greatbatch, Inc., is committed to the design and manufacture of critical technologies that enhance the reliability and performance of medical devices and procedures in cardiac rhythm management, neuromodulation, vascular access and Orthopaedics. The company works with its customers to achieve mutual success by innovation and partnership. The Orthopaedics division of Greatbatch Medical, formerly Precimed SA, manufactures implants, instruments and sterilisation cases.

COMPANY INFO

L'Echelette, 7
CH-2534 Orvin
SWITZERLAND
Tel. 0041 32 358 01 11, Fax 0041 32 358 01 00
faeberli@greatbatch.com
www.precimed.com

REGEN BIOLOGICS AG

X51-52

PROFILE

ReGen Biologics is an orthopedic products company that develops, manufactures and markets innovative tissue repair products based on a patented collagen scaffold technology.

The Company's first product using its collagen scaffold technology is the Menaflex™ Collagen Meniscus Implant which is approved for sales in EU and U.S. Outside the U.S. the product is marketed through the Swiss subsidiary ReGen Biologics AG.

The Menaflex™ provides a unique, safe and effective new treatment method for irreparable meniscus tears or loss of meniscus tissue. It supports growth of new tissue through the body's own cells. It enables patients to regain an active life style.

COMPANY INFO

Zugerstrasse, 72
6340 Baar
SWITZERLAND
Tel. 0041 (0)41 760 83 85, Fax 0041 (0)860 79 820 6242
info.eu@regenbio.com
www.regenbio.com

RICHARD WOLF GMBH

X57

PROFILE

Endoscopes from Richard Wolf GmbH – for the latest operating techniques!

Richard Wolf is one of the world's leading manufacturers of medical instruments and electronic equipment making the new endoscopic operating techniques possible.

COMPANY INFO

Pforzheimer Str. 32
75438 Knittlingen
GERMANY
Tel. 0049 7043-35-0, Fax 0049 7043-35-300
info@richard-wolf.com
www.richard-wolf.com

RSA BIOMEDICAL AB

X6

PROFILE

We offer UmRSA® – a complete system for RSA® measurements in three-dimensional with high precision and accuracy.

We also offer mdesk™ orthopaedics, a measurement and preoperative planning system including templating in a digital environment. www.rsabiomedical.com

COMPANY DESCRIPTIONS AND CONTACT DETAILS

COMPANY INFO

Tvistevägen, 47
90736 Umeå
SWEDEN
Tel. 0046 90 15 90 90, Fax 0046 90 15 90 99
info@rsabiomedical.com
www.rsabiomedical.com

RTI BIOLOGICS INC.

Y8

PROFILE

RTI Biologics, Inc., is the leading provider of sterile biological implants for surgeries around the world. RTI prepares human donated tissue and bovine tissue for transplantation through extensive testing and screening, precision shaping and proprietary, validated sterilization processes. These allograft and xenograft implants are used in dental, head and neck, ophthalmology, spine, sports medicine, urology and other specialty surgeries.

COMPANY INFO

11621 Research Circle
32615 Alachua, FL
USA
Tel. 001 386.418.8888, Fax 001 3864621837
LFrancis@rtix.com
www.rtix.com

SAMO S.P.A

X82

PROFILE

Seventy years old. A fund of experience under its belt sets SAMO among the leading companies for development, manufacturing and marketing of orthopaedic products. SAMO is present in the hospitals and in the operating rooms all over the world and for forty years it has been focussing on developing joint reconstruction implants and internal fixa-

tion products. Meanwhile the company aims to offer steadily the best technologies and the best service to the professionals who operate and implant our products in the field. This is why SAMO can be considered as a reference among the companies working in the orthopaedic market.

For seventy years Samo has been helping people all over the world to recover those simple daily gestures that complete their life.

Focus on patients' wellbeing and surgeons' satisfaction. Thanks for sharing with us our mission.

COMPANY INFO

Via G. Matteotti, 37
40057 Cadriano, Granarolo Emilia (BO)
ITALY
Tel. 0039 051763811, Fax 0039 051766060
info@samobiomedica.com, ortho@samobiomedica.com
www.samobiomedica.com

SANOFI – AVENTIS GMBH AUSTRIA

Y61-62-63

PROFILE

With Rx-medication in therapeutical core competencies, such as cardiology, oncology, central nervous system, diabetes/metabolism and internal medicine, Sanofi-Aventis Austria is the leading pharmaceutical producer and distributor in Austria.

Our employees are on duty every day, to infrom on diseases and opportunities for their prevention and therapy.

The Austrian affiliate of Sanofi-Aventis is based in Vienna, comprises approximately 170 employees, who guarantee the growth of our company in Austria. The Austrian market is very important for our company regarding many clinical studies who are and were performed in Austria. In cooperation with well-known specialists, the Austria affiliate of Sanofi-Aventis contributes to the success of the research and development of the international group.

170 employees in Austria have one big aim: Health matters. Health is the most important good of one's life. Together with

COMPANY DESCRIPTIONS AND CONTACT DETAILS

our CEO, Seppo Silander, we work every day for the health and the wellbeing of our patients and customers and for the evolution of new therapeutic options for a healthier future.

Sanofi-Aventis is listed at the stock exchanges in Paris (EURONEXT: SAN) and New York (NYSE: SNY).

COMPANY INFO

Leonard Bernstein Strasse, 10

1220 Vienna

AUSTRIA

Tel. 0043 1 801851711, Fax 0043 1 801859711

roman.resch@sanofi-aventis.com

www.sanofi-aventis.com

SAWBONES EUROPE

X79

PROFILE

For over three decades, Sawbones, the originators of hands-on workshop models, continues to be the leader in medical models for orthopaedic and medical education. Sawbones models have been specifically developed for use in motor skills exercises where a realistic artificial anatomical model is required for the hands-on teaching of surgical procedures.

Models range from polished clear bones to custom molded products for any application. Sawbones custom models may be made from foam, solid plastic or soft tissue, depending on customer requirements. Sawbones can also manufacture plastic replicas from implants, plates, etc. that may be used for marketing or education purposes.

COMPANY INFO

Krossverksgatan, 3

21772 Malmö

SWEDEN

Tel. 0046 (0)40 650 7000, Fax 0046 (0)40 650 7001

info@sawbones.se

www.sawbones.com

SCANDINAVIAN CUSTOMIZED PROSTHESIS AS X48

PROFILE

Scandinavian Customized Prosthesis AS produces well documented, advanced, individually designed femoral implants which can offer improved functionality for the patients, and make surgical procedures more precise and less time consuming for the surgeon. A patented, web-based preoperative templating tool is developed to simplify the planning. The design is based on CT-images of the patient's joint. This ensures that the implants fits perfectly to the individual patient, and enables the surgeon to optimize the joint function with reduced use of corrective osteotomies. The implants are particularly indicated for patients with a distorted upper femur and young, active patients.

COMPANY INFO

Hornebergveien, 7A

N-7038 Trondheim

NORWAY

Tel. 0047 73401770, Fax 0047 73963190

support@scp.no

www.scp.no

SECTRA

Y18-19

PROFILE

Sectra provides industry-leading RIS/PACS, mammography and orthopedic solutions. We are committed to transforming your needs into efficient medical imaging solutions. With more than 20 years of leading innovation, Sectra maintains its position at the forefront of medical IT development thanks to close cooperation with top research centers and more than 1,000 customers. This is how we provide the solutions you need, today and tomorrow.

COMPANY DESCRIPTIONS AND CONTACT DETAILS

COMPANY INFO

Teknikringen, 20
583 30 Linköping
SWEDEN
Tel. 0046 13 23 52 33, Fax 0046 13 21 21 85
ulrika.vach@sectra.se
www.sectra.com

SERF

X4

PROFILE

SERF was founded in 1973 by André RAMBERT to develop a new concept imagined by Pr Gilles BOUSQUET to increase joint stability.

Years of experience and our constant interest in trying out new technologies have enabled us to acquire a reliable know-how.

Innovation is the core value of the company with a claim : implanting innovation.

In 1975, SERF invents the Dual Mobility concept for hip joint replacement. The Bousquet dual mobility cuyp, now called the NOVAE range have now nearly 28 years follow up. The dual mopolity principle has remained unchanged since 1979. A number of studies demonstrate the excellent long term clinical results of the system.

COMPANY INFO

Avenue des Bruyeres, 85
69150 Decines
FRANCE
Tel. 0033 4 72056010, Fax 0033 4 72021918
serf@serf.fr
www.serf.fr

SICOT – INTERNATIONAL SOCIETY OF ORTHOPAEDIC SURGERY AND TRAUMATOLOGY

Y10

PROFILE

SICOT is an international not-for-profit association with the aim to advance the science and art of orthopaedics and traumatology at an international level and to foster and develop teaching, research and education.

SICOT was founded in 1929 and it is the only truly global society of orthopaedic surgeons with some 3,000 members from more than 100 countries around the world.

Its Sixth Annual International Conference will be held from 29 October to 1 November in Pattaya (Thailand) combined with the Royal College of Orthopaedic Surgeons of Thailand (RCOST). For more information, please visit the SICOT website: www.sicot.org.

COMPANY INFO

Rue Washington 40
1050 Brussels
BELGIUM
Tel. 0032 2 648-6823, Fax 0032 2 649-8601
hq@sicot.org
www.sicot.org

SIEMENS AG HEALTHCARE SECTOR, HCC SE 11

X53-54

PROFILE

Siemens Healthcare Sector is one of the world's largest suppliers to the healthcare industry. The company is a renowned medical solutions provider with core competence and innovative strength in diagnostic and therapeutic technologies as well as in knowledge engineering, including information technology and system integration. With its laboratory diagnostics acquisitions, Siemens Healthcare is the first integrated healthcare company, bringing together imaging and lab diagnostics, therapy, and healthcare information technology solutions, supplemented by consulting and support

COMPANY DESCRIPTIONS AND CONTACT DETAILS

services. Siemens Healthcare delivers solutions across the entire continuum of care – from prevention and early detection, to diagnosis, therapy and care. Additionally, Siemens Healthcare is the global market leader in innovative hearing instruments.

For further information visit <http://www.siemens.com/healthcare>.

COMPANY INFO

Henkestr. 127

91052 Erlangen

GERMANY

Tel. 0049 9131 848036, Fax 0049 9131 844001

ingrid.bast.ext@siemens.com

www.siemens.com/healthcare

SMITH & NEPHEW ORTHOPAEDICS AG

X81

PROFILE

Smith & Nephew Orthopaedics repairs and heals the human body by providing leading-edge joint replacement systems for knees, hips & shoulders; trauma products to help repair broken bones; medical devices to help alleviate pain in joints and promote healing.

Visit www.smith-nephew.com for more info.

COMPANY INFO

Erlenstrasse , 4 a

6343 Rotkreuz

SWITZERLAND

Tel. 0041 (0)41 798 41 36, Fax 0041 (0)41 798 41 00

pierre.droz@smith-nephew.com

www.smith-nephew.com

SOPLUS / SODEM DIFFUSION SA

X59

PROFILE

SO+, the new brand of Sodem Systems of Geneva, Switzerland, announces its new universal system of power tools based on a single handpiece powered by battery, AC adapter or compressed air, and a comprehensive range of interchangeable attachments for applications in large bone, reconstructive, trauma and sports surgery. What sets the SO+ System apart is its advanced Technology: high power, brushless, sensorless, electronically controlled electric motors for extra power and reliability; powerful, silent, low-maintenance pneumatic in-line ceramic motors; and 18-Volt, high capacity lithiumion rechargeable, autoclavable batteries. The SO+ comprehensive range of products includes as well the Sodem high speed System line dedicated to Neuro, Spine and Revision Surgery.

COMPANY INFO

Chemin du Pont du Centenaire, 110

1228 Geneva

SWITZERLAND

Tel. 0041 22 794 96 96, Fax 0041 22 794 45 46

david.rodriquez@soplus.ch

www.soplus.ch

SPRINGER

Y50-51

PROFILE

Springer is a leading publisher of orthopaedics journals and books. In 2008 we proudly welcomed Clinical Orthopaedics and Related Research (CORR) to our publishing portfolio. Springer is also the publishing partner of EFORT.

Stop by our booth to browse our broad selection of journals and practical guidebooks in orthopaedic surgery.

COMPANY DESCRIPTIONS AND CONTACT DETAILS

COMPANY INFO

Tiergartenstrasse, 17
69121 Heidelberg
GERMANY
Tel. 0049 (0) 6221/487-0, Fax 0049 (0) 6221/487-8336

www.springer.com

STRYKER SA

Y43

PROFILE

Stryker Corporation is one of the world's leading medical technology companies with the most broadly based range of products in orthopaedics and a significant presence in other medical specialties. Stryker works with respected medical professionals to help people lead more active and more satisfying lives. The Company's products include implants used in joint replacement, trauma, craniomaxillofacial and spinal surgeries; biologics; surgical, neurologic, ear, nose & throat and interventional pain equipment; endoscopic, surgical navigation, communications and digital imaging systems; as well as patient handling and emergency medical equipment.

COMPANY INFO

Cité-Centre, Grand Rue, 90
1820 Montreux
SWITZERLAND
Tel. 0041 219661201, Fax 0041 219661200
www.strykereurope.com

SURGIVAL

X71

PROFILE

SURGIVAL (COSÍAS GROUP) are a group of three companies specialized in the manufacturing, commercialization and dis-

tribution of implants for traumatology, prostheses for orthopaedic surgery and surgical instrumentations:

- SHERPA SPINAL SYSTEM
- GENUTECH KNEE
- HIP SYSTEM (KAREY, KHA, KR, SHINE, SHY, HIC ...)
- TROCHANTERIC NAILS LNS-GT
- TRAUMA (SCREWS, PLATES, STAPPLES, WIRES ...)
- BONE CEMENT, PLUGS, BONE SUBSTITUTES

COMPANY INFO

Parque Tecnológico c/Leonardo da Vinci, 12-14
46980 Valencia
SPAIN
Tel. 0034 961318050, Fax 0034 961318095
mara@surgival.com
www.surgival.com

SYMBIOS ORTHOPEDIE SA

X46

PROFILE

SYMBIOS designs, manufactures and markets hip and knee implants.

COMPANY INFO

Avenue des Sciences, 1
1400 Yverdon-Les-Bains
SWITZERLAND
Tel. 0041 24 424 26 26, Fax 0041 24 424 26 27
fple@symbios.ch
www.symbios.ch

SYNBONE AG

X62

PROFILE

SYNBONE is a Swiss company that produces the most realistic and innovative anatomical teaching models for trauma, orthopaedic and prosthesis surgery. With more than 300

COMPANY DESCRIPTIONS AND CONTACT DETAILS

models to choose from, you have access to the most appropriate and cost-effective products of the highest quality. Our new torso models enhance our already complete product line of single or multi-bone models, fractured or intact. For more information visit our web-site at www.synbone.com.

COMPANY INFO

Neugutstrasse, 4
7208 Malans
SWITZERLAND
Tel. 0041 81 300 02 80, Fax 0041 81 300 02 89
production@synbone.ch
www.synbone.com

SYNIMED S.A.R.L

X44

PROFILE

Synimed is an integrated manufacturer of products for the orthopaedic industry.

Our BIOMATERIALS division manufactures:

- Acrylic Bone Cements
- Vertebroplasty Cement
- Cranioplasty Cement
- Vertebroplasty application systems
- Mixing and delivery systems for bone cements
- Antibiotic loaded Temporary Spacer (hip and knee).

Our SPINE division manufactures:

- Transpedicular Screws
- Intersomatic Fusion Cages
- Interspinous Devices
- Cervical Plates

COMPANY INFO

Zone Artisanale de l'Angle
19370 Chamberet
FRANCE
Tel. 0033 5 55 98 31 38, Fax 0033 5 55 98 35 76
gguitelman@synimed.com
www.synimed.com

SYNTHES GMBH

X97

PROFILE

Synthes is a leading global medical device company. We develop, produce and market instruments, implants and bio-materials for the surgical fixation, correction and regeneration of the human skeleton and its soft tissues. Our goal is to provide the safest and most advanced products and technologies that ensure reliable operating procedures, rapid recovery and a pain-free life after surgery. We avouch for high quality, constant innovation and consistent customer orientation.

COMPANY INFO

Eimattstrasse, 3
4436 Oberdorf
SWITZERLAND
Tel. 0041 619656111, Fax 0041 619656607
eichbaum.christiane@synthes.com
www.synthes.com

TAVA SURGICAL

X58

PROFILE

Since 1976, Tava Surgical™ has been a market leader in the world of medical manufacturing. We carry a complete line of surgical power accessories including rotary cutters and surgical saw blades for use by Orthopaedic surgeons. We also offer a comprehensive medical device repair service.

COMPANY DESCRIPTIONS AND CONTACT DETAILS

COMPANY INFO

One Brasseler Blvd
31419 Savannah, GA
USA
Tel. 0031 20 794 9699, Fax 001 912 9217578
coenraadtamse@tavasurgical.com
www.tavasurgical.com

TECRES SPA

X40

PROFILE

Tecres is an Italian company with more than 25 years of experience as manufacturer of bone cements for orthopaedics.

Tecres bone cements, under the trademark of CEMEX, are successfully sold world-wide due to their high quality performances.

Tecres has developed and markets also a complete range of pre-formed Spacers, the unique temporary antibiotics-loaded prosthesis for hip, knee, shoulder two-stage septic revision.

Tecres is on the market also with products for cranioplasty, vertebroplasty, screw augmentation and with a new custom-made prosthesis service.

COMPANY INFO

Via A. Doria, 6
37066 Sommacampagna (VR)
ITALY
Tel. 0039 0459217311, Fax 0039 0459217330
alessandra.pietropoli@tecres.it
www.tecres.it

TIGENIX

X60-61

PROFILE

TiGenix is a late-stage biomedical company that focuses on innovative local treatments for damaged and osteoarthritic joints. The Company is exploiting the power of regenerative medicine to develop durable treatments, validated through controlled clinical trials, for these indications. TiGenix focuses on developing well-characterized, quality controlled cellular products with a predictable biological behavior and a proven efficacy in vitro and in vivo. ChondroCelect® (TGX001) is TiGenix' lead product for cartilage repair, an innovative cell-based therapy focusing on durable repair of cartilage defects of the knee. ChondroCelect has successfully completed a randomized Phase III clinical trial and will be launched in Europe and/or in the United States, pending necessary regulatory approvals. Subject to obtaining such approval; Tigenix aims to commercially launch ChondroCelect in Europe in the second half of 2009.

COMPANY INFO

Romeinse Straat, 12 B2
3001 Leuven
BELGIUM
Tel. 0032 16396051, Fax 0032 16396070
michele.poelmans@tigenix.com
www.tigenix.com

TORNIER

Y15-16

PROFILE

For more than 60 years, Tornier has been designing, manufacturing and marketing joint prostheses.

Tornier has been among the pioneers in the European orthopedics industry and now has a firmly established network of subsidiaries and distributors in over 25 countries across the world.

The strength of this international recognition is its full and reliable range of products covering all joints: Shoulder, Knee, Hip, Elbow, Hand & Wrist and Foot & Ankle, Tornier's success is built on close collaboration with scientific teams of international specialists, visionaries and leaders in their respective fields.

COMPANY INFO

Rue Lavoisier-Montbonnot, 161
38334 Saint Ismier Cedex
FRANCE
Tel. 0033 4 76 61 38 99, Fax 0033 4 76 61 35 59
stephanie.riondet@tornier.fr
www.tornier.com

TOTBID (TSOT) TURKISH SOCIETY OF ORTHOPEDICS AND TRAUMATOLOGY Y23

PROFILE

TOTBID (TSOT) is the Turkish Society of Orthopedics and Traumatology. This society was founded in 1970 to provide musculoskeletal education to Orthopedic Surgeons in Turkey. For this purpose the society organizes national congresses, specialty society meetings, instructional courses, publishes journals and supports other educational activities and publications in Turkey. Its mission is to act as a non-governmental non-profit professional organization to improve its member's education and skills. Its vision is to support research, provide an environment for education, interact with international societies including EFORT to achieve its mission.

COMPANY INFO

Bayraktar Mahallesi Ikizdere sok. 21/12 G.O.P.
Ankara
TURKEY
Tel. +90 03 12 43 61 140, Fax +90 03 12 43 62 716
mazhart@hacettepe.edu.tr
www.totbid.org.tr

TRB CHEMEDICA INTERNATIONAL SA X76-77-78

PROFILE

TRB Chemedica is a Swiss pharmaceutical/medical device company that specialises in sodium hyaluronate based products. Our orthopaedic/rheumatology line consists of the following products:

- Viscoseal® is a 0.5% solution of sodium hyaluronate intended for use as a post-arthroscopic synovial fluid substitute.
- Ostenil® is a course of 3–5 weekly injections (2 ml) of 1% sodium hyaluronate indicated for the symptomatic treatment of osteoarthritis.
- Ostenil® Plus is a course of 1–3 weekly injections (2 ml) of 2% sodium hyaluronate plus mannitol, an antioxidant, which protects SH against free radical degradation.
- Ostenil® mini is a course of 1–3 weekly injections (1 ml) of 1% sodium hyaluronate indicated for the symptomatic treatment of osteoarthritis of the small joints.

COMPANY INFO

Rue Michel Servet, 12, P.O. BOX 352
1211 Geneva
SWITZERLAND
Tel. 0041 227034900, Fax 0041 227034901
rheumatology@trbchemedica.com
www.trbchemedica.com

TUTOGEN MEDICAL GMBH X94-96

PROFILE

Tutogen Medical GmbH develops, manufactures, and markets Tutoplast® processed allogenic and xenogenic connective and osseous tissue for soft tissue and bone repair and augmentation.

COMPANY DESCRIPTIONS AND CONTACT DETAILS

Tutoplast® is a unique sequence of processing steps developed by Tutogen to preserve and sterilize tissue for implantation, while preserving the biomechanical and structural integrity of the graft. Tutoplast® processed grafts are approved or regulated under European Directives (allografts) or as medical devices (xenografts) in most countries.

COMPANY INFO

Industriestrasse, 6
91077 Neunkirchen am Brand
GERMANY
Tel. 0049 09134 99880, Fax 0049 09134 9988519
info@tutogen.de
www.tutogen.de

U&I CORPORATION

Y14

PROFILE

U first and I second This is the motor of U&i corporation. U&i is the first Asia-based orthopedic implant /instrument developer and manufacturer based in Korea. We are sure that you will find the quality products such as Percutaneous Lumbar Discectomy kits which is used in the treatment of radicular and discogenic pain with MIS technology as well as newly updated orthopedic products. Pls. feel free to visit our booth Y-14 and get more information.

COMPANY INFO

Yonghyun-dong 529-1
480-050 Uijungbu Kyunggi-do
KOREA
Tel. 0082 31 852 0102 (ext.713), Fax 0082 31 852 9025
emily@youic.com
www.youic.com

UBER ROS SPA

Y17

PROFILE

UBER ROS is engaged in different medicine fields, in particular in the orthopaedic, neurosurgical surgery, dental, otologic and maxillo facial. UBER ROS works on all the national territory with a sale structure in which direct employees, regional concessionary and agents take part. The mission of the UBER ROS is to supply the best support to the medical structure with an assiduous search, in the international markets, of products and highly specialistic arrangements and systems coming only from manufacturing companies with great experience and prestige, so they can find their own positioning in the Italian market in the medical, hospital and clinician world.

UBER ROS: ethics, strength, heart, a big facility in a constant growing.

COMPANY INFO

Via della produzione,7
00030 San Cesareo – Roma
ITALY
Tel. 0039 06 95 596013, Fax 0039 06 95 87852
info@uberros.com
www.uberros.com

VAN STRATEN MEDICAL

X22

PROFILE

Van Straten Medical is active in healthcare for more than 34 years and operates through 4 divisions: Orthopaedics, OR Supplies, Dental and Export.

The Export division concentrates on 3 major product lines:

1. LVS and LVS NG, a patented & one of its kind wound drainage system
2. DONOR, patient's own blood, an exceptional autologous blood reinfusion system for use after orthopaedic surgery

COMPANY DESCRIPTIONS AND CONTACT DETAILS

3. CCI Evolution, total ankle replacement, a unique design with a simple, but adequate set of instruments

The CCI Evolution is gaining vast popularity in the ankle arthroplasty segment.

Contact: nielsvanstraten@vanstratenmedical.com Hall X, booth X22

COMPANY INFO

Edisonbaan, 20
3439 MN Nieuwegein
THE NETHERLANDS
Tel. 0031 30 6023830, Fax 0031 30 6023856
nielsvanstraten@vanstratenmedical.com
www.vanstratenmedical.com

WALDEMAR LINK GMBH & CO. KG

Y46

PROFILE

LINK: More than 60 years in endoprosthetics with innovative designs such as the anatomical LINK® Lubinus SPII® Hip Prosthesis (spectacular results reported by the Swedish Hip Registry), the LINK® Endo-Model® Rotational Knee Prosthesis and the femoral-neck-preserving LINK® C.F.P. Hip Stem. Early on, LINK pioneered new developments in revision and tumour surgery. The current LINK product range includes a wide range of highly sophisticated endoprostheses for all major joints, trauma implants and instruments for hand, spinal and shoulder surgery. Modern production facilities, high safety standards and the ongoing quest for new developments underpin the quality of LINK product quality.

COMPANY INFO

Barkhausenweg, 10
D-22339 Hamburg
GERMANY
Tel. 0049-40-53995-0, Fax 0049-40-538 69 29
info@linkhh.de
www.linkhh.de

WISEPRESS ONLINE BOOKSHOP

Y47

PROFILE

Wisepress.com, Europe's leading conference bookseller, has a complete range of books and journals relevant to the themes of the meeting. Books can be purchased at the stand or, if you would rather not carry them, posted to you – Wisepress will deliver worldwide. In addition to attending 250 conferences per year, Wisepress has a comprehensive medical and scientific bookshop online with great offers, some up to 40% off the publisher list prices.

COMPANY INFO

The Old lamps works, High Path, 25
SW19 2JL London
UNITED KINGDOM
Tel. 0044 (0) 20 8715 1812, Fax 0044 (0) 20 8715 1722
bookshop@wisepress.com
www.wisepress.com

WRIGHT MEDICAL EMEA

X15-16-17

PROFILE

Wright Medical Technology is a global orthopaedic medical device company specializing in the design, manufacture and marketing of reconstructive joint devices and biologics. Our product offerings include large joint implants for both hip and knee; extremity implants for the hand, elbow, shoulder, foot and ankle; and both synthetic and tissue-based bone graft substitute materials.

Wright has been in business for over 50 years and has approximately 1,000 employees. Our common stock is listed on the Nasdaq Global Select Market under the symbol WMGI.

Wright is committed to evolving medical breakthroughs in orthopaedics.

COMPANY DESCRIPTIONS AND CONTACT DETAILS

COMPANY INFO

Krijgsman, 11
1186 DM Amstelveen
THE NETHERLANDS
Tel. 0031 205450100, Fax 0031 205450109
lwilliams@wmt-emea.com
www.wmt.com

ZIMMER GMBH

Y41

PROFILE

Zimmer is a worldwide leader in joint replacement solutions for knee pain and hip pain, and provides comprehensive spine care solutions for acute and chronic back pain. The company also provides a broad range of trauma, dental implant, and orthopaedic surgical products.

Founded in 1927, Zimmer is committed to providing effective techniques in hip replacement and knee replacement for orthopaedic surgeons who restore mobility and relieve the pain of osteoarthritis and traumatic injuries. Our minimally invasive hip and minimally invasive knee replacement systems and our wide range of related products and services make us valuable partners to health-care providers in more than 80 countries.

COMPANY INFO

Sulzerallee, 8
8404 Winterthur
SWITZERLAND
Tel. 0041 52 2627241, Fax 0041 52 2621891
sabine.ciccotosto@zimmer.com
www.zimmer.com

EFORT – IC advanced

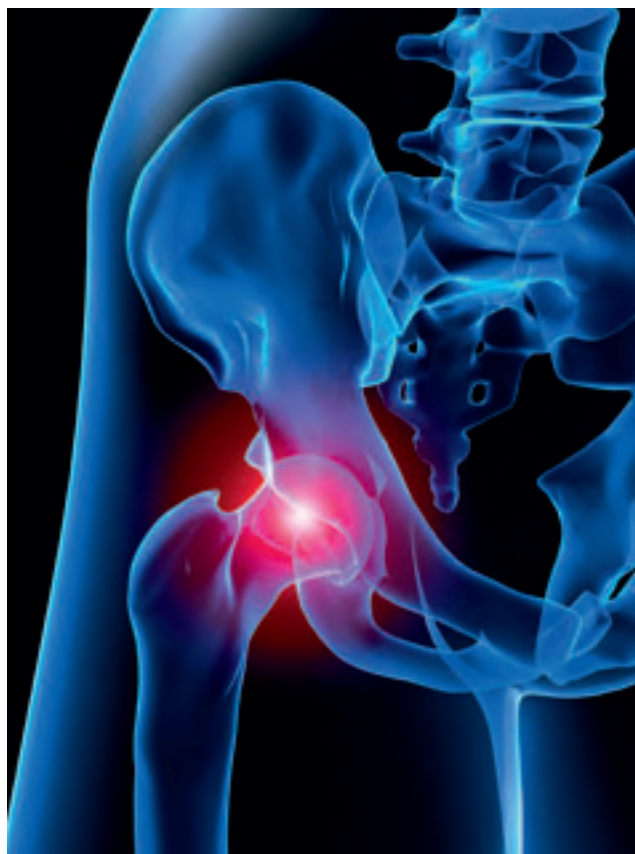


A combined Instructional Course with
EHS - European Hip Society

EFORT – EHS Instructional Course

MILAN, ITALY

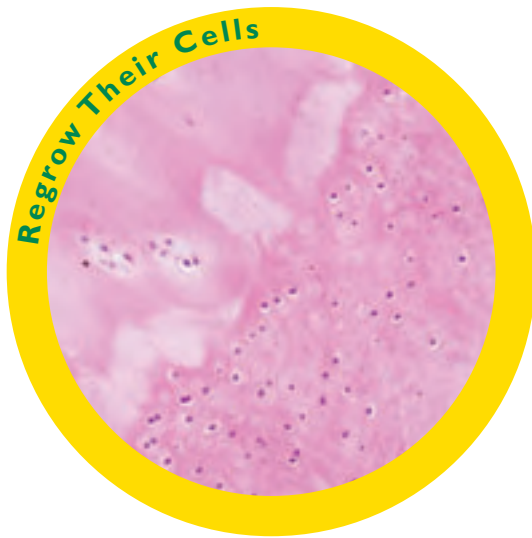
16 -17 OCTOBER 2009



TOPICS

- The problems of the materials in THA
What the orthopaedic surgeon should know

More information available on:
www.efort.org/training



MACI[®] Implant: Advanced Cartilage Repair for Improved Patient Outcomes.

- An effective cartilage repair solution^{1,2,3}
- Has demonstrated the ability to generate hyaline-like cartilage⁴
- Demonstrates long-term clinical efficacy and durability (5 years)⁵
- Implantation is simpler and faster than traditional ACI^{6,7}
- Culturing process produces up to one million of viable chondrocytes per square centimeter
- An ICRS award-winning, unique and novel assay technology for chondrocyte viability, identity and potency has been created by Genzyme^{8,9}
- More than 7 000 patients treated with MACI

1. Abelow et al. Arthroscopic technique for matrix-induced autologous chondrocyte implantation for the treatment of large chondral defects in the knee and ankle. *Operative Techniques in Orthopaedics*. 2006; 16:257-261. 2. D'Anchise et al. Autologous implantation of chondrocytes on a solid collagen scaffold: clinical and histological outcomes after two years of follow-up. *J Orthopaed Traumatol*. 2005; 6: 36-43. 3. Jagiello et al. Sequential Outcome Improvement Following Autologous Chondrocyte Implantation - 7 Year Follow Up, abstract (No: 182) presented American Academy of Orthopaedic Surgeons (AAOS) annual meeting, San Diego, February 2007. 4. Zheng et al. Matrix-Induced Autologous Chondrocyte Implantation (MACI): Biological and Histological Assessment. *Tissue Engineering*. 2007; 13 (4): 737-746. 5. Behrens et al. Matrix-associated autologous chondrocyte transplantation/implantation (MACT/MACI) - 5 year follow-up. *The Knee*. 2006; 13: 194-202. 6. Bartlett et al. Collagen-covered versus matrix-induced autologous chondrocyte implantation for osteochondral defects of the knee: a comparison of tourniquet times. *Eur J Orthop Surg Traumatol*. 2006; 16: 315-317. 7. Bartlett et al. Autologous chondrocyte implantation versus matrix-induced autologous chondrocyte implantation for osteochondral defects of the knee. *JBJS Br*. 2005; 87-B: 640-645. 8. Identification of dedifferentiated chondrocytes using gene expression – the dcs assay, *Basic Science / Chondrocytes*, S.Rapko, A.Parker, D.Dono, D. Riley, C. Mortelliti, S.J. Duguay, L. Wolfe; Cambridge / US; Presented as an E-poster at the International Cartilage Repair Society Meeting, September 28-October 2, 2007, Warsaw, Poland. 9. DNA methylation study of chondrocytes and synovial fibroblast cultures, *Basic Science / Chondrocytes*, S.Rapko, U. Baron, U. Hoffmueller, L. Wolfe, S. Olek; Cambridge / US; Presented as an E-poster at the International Cartilage Repair Society Meeting, September 28-October 2, 2007, Warsaw, Poland.



NATIONAL MEMBER SOCIETIES

Albania	AAOST	Albanian Association of Orthopaedic Surgery and Traumatology
Austria	ÖGO	Austrian Society of Orthopaedics and Orthopaedic Surgery – Österreichische Gesellschaft für Orthopädie und Orthopädische Chirurgie
Belgium	BVOT	Belgian Association of Orthopaedics and Traumatology – Belgische Vereniging voor Orthopedie en Traumatologie
Belgium	SORBCOT	Belgian Royal Society of Orthopaedic Surgery and Traumatology – Société Royale Belge de Chirurgie Orthopédique et de Traumatologie
Bosnia Herzegovina	OTSABH	Orthopaedic and Traumatology Surgeons Association of Bosnia and Herzegovina
Bulgaria	BOTA	Bulgarian Orthopaedics and Trauma Association
Croatia	COTA/HUOT	Croatian Orthopaedic and Traumatology Association – Hrvatsko Udruzenje Ortopeda I Traumatologa
Cyprus	CAOST	Cyprus Association of Orthopaedic Surgery and Traumatology
Czech Republic	CSOT	Czech Society for Orthopaedics and Traumatology
Denmark	DOS	Danish Orthopaedic Society – Dansk Ortopedisk Selskab
Estonia	ETOS	Estonian Orthopaedic Society – Eesti Traumatoloogide-Ortopeedide Selts
Finland	SOY/FOA	Finnish Orthopaedic Association – Suomen Ortopediyhdistys
Former Yugoslav Republic of Macedonia (FYROM)	MAOT	Macedonian Association of Orthopaedics and Traumatology
France	SOFcot	French Society of Orthopaedic Surgery and Traumatology – Société Française de Chirurgie Orthopédique et Traumatologique
Germany	BVOU	Professional Association of Orthopaedic Surgeons – Berufsverband der Fachärzte für Orthopädie und Unfallchirurgie e. V.
Germany	DGOOC	German Association of Orthopaedics and Orthopaedic Surgery – Deutsche Gesellschaft für Orthopädie und Orthopädische Chirurgie e. V.
Greece	HAOST	Hellenic Association of Orthopaedic Surgery and Traumatology
Hungary	MOT/HOA	Hungarian Orthopaedic Association – Magyar Ortopéd Társaság
Iceland	IBF	Icelandic Orthopaedic Society – Félag Íslenskra Bæklunarlækna
Ireland	IOA	Irish Orthopaedic Association
Italy	SIOT	Italian Society of Orthopaedics and Traumatology – Società Italiana di Ortopedia e Traumatologia
Latvia	LTOA	Latvian Association of Traumatology and Orthopaedics – Latvijas Traumatologu un Ortopedu Asociacija
Lithuania	LOTD	Lithuanian Society of Orthopaedics and Traumatology – Lietuvos Ortopedu Traumatologu Draugija
Luxembourg	SLOT	Luxembourgian Society of Orthopaedics and Traumatology – Société Luxembourgeoise d'Orthopédie et de Traumatologie
Malta	AOTSM	Association of Orthopaedic and Trauma Surgeons of Malta
Netherlands	NOV	Dutch Orthopaedic Association – Nederlandse Orthopaedische Vereniging
Norway	NOF	Norwegian Orthopaedic Association – Norsk Ortopedisk Forening

SOCIETIES

NATIONAL MEMBER SOCIETIES

Poland	PTOİTR	Polish Orthopaedic and Traumatologic Society – Polskiego Towarzystwa Ortopedycznego i Traumatologicznego
Portugal	SPOT	Portugese Society of Orthopaedics and Traumatology – Sociedade Portuguesa de Ortopedia e Traumatologia
Romania	SOROT	Romanian Society of Orthopaedics and Traumatology – Societatea Romane de Ortopedie si Traumatologie
Russia	AOTRF	Association of Orthopaedists and Traumatologists of the Russian Federation
Slovakia	SOTS	Slovak Orthopaedic and Traumatologic Society – Slovenská ortopedická a traumatologická spoločnosť
Slovenia	SOA/ZOSZD	Slovenian Orthopaedic Association – Združenje ortopedov Slovenskega zdravniškega društva
Spain	SECOT	Spanish Orthopaedic and Traumatology Society – Sociedad Española de Cirugía Ortopédica y Traumatológica
Sweden	SOF	Swedish Orthopaedic Association – Svensk Ortopedisk Förening
Switzerland	SGO/SSO	Swiss Society of Orthopaedic Surgery and Traumatology – Schweizerische Gesellschaft für Orthopädie und Traumatologie – Société Suisse d'Orthopédie et de Traumatologie
Turkey	TSOT/TOTBID	Turkish Society of Orthopaedics and Traumatology – Türk Ortopedi Ve Travmatoloji Birliği Derneği
United Kingdom	BOA	British Orthopaedic Association

COLLABORATING SPECIALITY SOCIETIES AND AFFILIATED ORGANISATIONS WITH OWN SESSIONS

AO Foundation	AO Foundation
ARTOF	Association for the Rational Treatment of Fractures
EAMST	European Association of Musculo Skeletal Transplantation
EBJIS	European Bone and Joint Infection Society
EFAS	European Foot and Ankle Society
EFOST	European Federation of National Associations of Orthopaedic Sports Traumatology
EFSM	European Federation of Societies of Microsurgery
EHS	European Hip Society
EORS	European Orthopaedic Research Society
EPOS	European Paediatric Orthopaedic Society
ERASS	European Rheumatism and Arthritis Surgical Society
ESB	European Society of Biomaterials
ESPA	European Society of Pelvis and Acetabulum
ESSKA	European Society of Sports Traumatology, Knee Surgery and Arthroscopy
ESSSE/SECEC	European Society for Surgery of the Shoulder and the Elbow – Société Européenne pour la Chirurgie de l'Épaule et du Coude
ESTES	European Society for Trauma and Emergency Surgery
FORTE	Federation of Orthopaedic Trainees in Europe
ISLASS	International Society of Laser and Percutaneous Procedures in Surgical Spine
ISTF	International Surgical Thrombosis Forum



Wiener Konzerthaus



Johann Strauss Orchestra

SOCIAL PROGRAMME

You and your accompanying person(s) are cordially invited to attend our social programme.

OFFICIAL OPENING AND WELCOME RECEPTION

Date	Wednesday, 3 June 2009
Time	18.45 – 20.30
Place	Austria Centre Vienna, room A, level 2
Programme	Official opening addresses Including a dance show by the "Association Vienna State Opera Ballet", followed by a welcome cocktail
Participants	Registered participants, registered accompanying persons and industry representatives

VIENNA NIGHT

Date	Thursday, 4 June 2009
Time	19.30 – 23.00
Venue	Wiener Konzerthaus, Lothringerstrasse, 20 – Vienna
Programme	The evening will begin with a welcome reception followed by a classical concert featuring Vienna's famous Johann Strauss Orchestra. A delicious circulating buffet dinner will be served in the Konzerthaus after the concert.
Dress code	Semi-formal
Price	80 EUR (VAT included)
Admission	Pre-booked tickets are required. Tickets can be obtained at: Social Events Desk located in hall Z (registration area), subject to availability

JOIN US FOR THIS SUNRISE CHARITY EVENT!

Date	Friday, 5 June 2009
Start	06.00 am
Meeting point	Sports centre Birkenwiese, Vienna (see map on page 214)
Registration fee*	15 EUR
Register and pick up your numbered bib and t-shirt at Congress registration (Social Events desk) in hall Z.	



*All race proceed will benefit research through the EFORT Foundation.

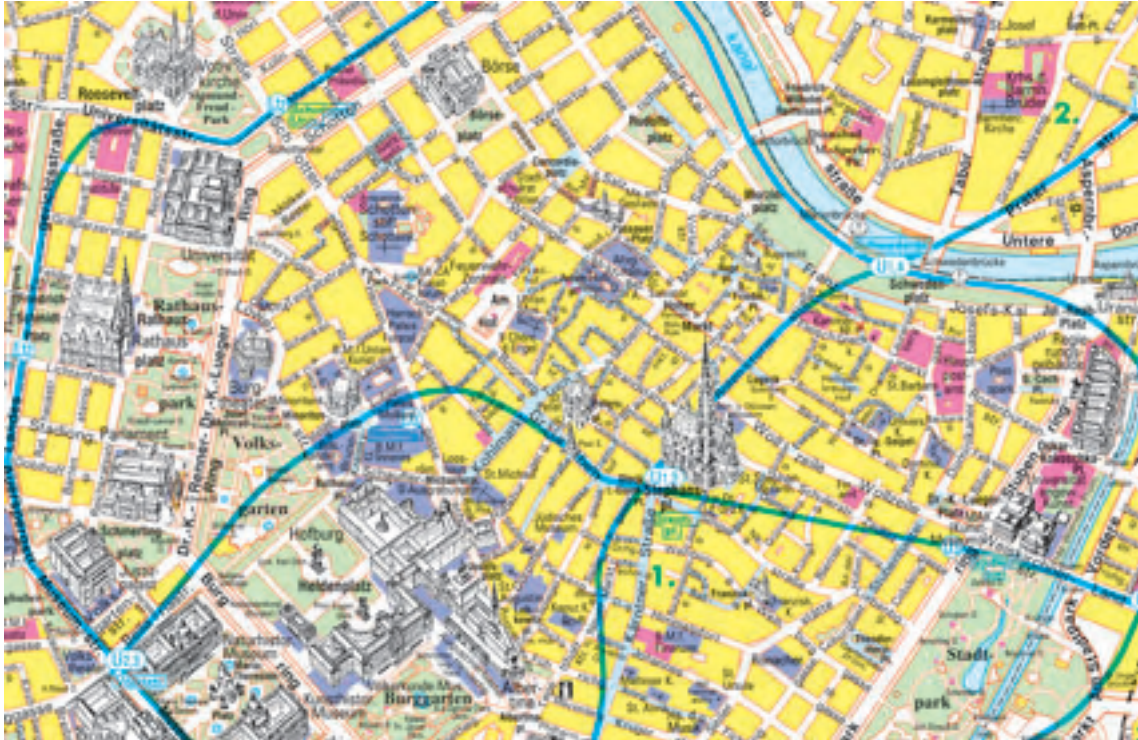
OPTIONAL TOURS

Pre-registration: Participants who have signed up for sightseeing tours should collect their vouchers upon registration.
On site: Please contact the staff at the tour desk, located in hall Z, for other available tours.

Opening hours:

Tuesday, 2 June	from 14.00 to 19.00	Friday, 5 June	from 07.30 to 19.00
Wednesday, 3 June	from 07.30 to 19.00	Saturday, 6 June	from 08.00 to 12.00
Thursday, 4 June	from 07.30 to 19.00		

ABOUT THE HOST CITY



Vienna has a multi-faceted cultural life. It offers a choice of 50 theatres, four opera houses, two stages for musicals, 100 museums and numerous theatre, music and dance festivals. As if this weren't enough, there's also the Museumsquartier, with its Baroque facades, which is home to one of the biggest cultural districts in Europe. With its worldwide reputation as a city of music, Vienna's first class orchestras and ensembles give the city its seal of excellence.

Alongside contemporary music, classical music continues to play a vital role, as is evidenced by the Vienna Philharmonic Orchestra, the Vienna Symphony Orchestra, Vienna Johann Strauss Orchestra and many others. The Vienna Academy, the Vienna Chamber Orchestra and the Women's Chamber Orchestra are dedicated to traditional and modern music alike. The regular appearance of international artists and ensembles on Vienna stages complement the city's cultural life.

Vienna ranks among the cities with the best quality of life not least because of its good air quality. Environmentally, Vienna is a model city as it meets all the relevant criteria applying, for instance, to water supply and waste water management, waste disposal, clean air management and the city's overall ecological balance.

GENERAL CONGRESS INFORMATION

CONGRESS VENUE

Austria Center Vienna (ACV),
Bruno Kreisky Platz 1
AT-1220 Vienna, Austria

The Austria Centre Vienna is located in the eastern part of the city and offers high quality, modern conference facilities as well as a large exhibition area. A range of useful extras is located on site and in the immediate vicinity. The Centre hosts a wide variety of facilities such as shops, cafes and a bank counter, as well as parking decks. A direct underground line (U1) links the ACV with Vienna downtown within 5 to 10 minutes.

CONGRESS SECRETARIAT

OIC srl
Viale Matteotti 7
50121 Florence, Italy
Phone +39 055 50351
Fax +39 055 5001912
E-mail congressinfo@efort.org

REGISTRATION DESK

Registration desks will be located at the Congress centre in hall Z and open at the following times:

■ Tuesday, 2 June	from 14.00 to 19.00
■ Wednesday, 3 June	from 07.30 to 19.00
■ Thursday, 4 June	from 07.30 to 19.00
■ Friday, 5 June	from 07.30 to 19.00
■ Saturday, 6 June	from 08.00 to 12.00

REGISTRATION FEES

(Incl. VAT)

	On site registration
Participants	EUR 470
Residents in training*	EUR 320
Students and allied care providers*	EUR 180
One-day registration	EUR 190
ExMEx courses	EUR 50 each
Comprehensive Orthopaedic Review Course CRC (Thursday 4 June)	EUR 110
Nurses*	EUR 190
Nurses one-day (Wednesday 3 June)	EUR 90
Nurse session only (3 June 14.00–18.30)	EUR 25
Accompanying person	EUR 170

* certificate from training director, copy of student card or proof of occupation is required

Registration fee for participants includes (not applicable to CRC)

- Admission to all scientific sessions, industry exhibition, poster area
- Admission to opening ceremony and reception
- 21 European CME credits
- Meeting documentation
- Abstract CD
- Certificate of attendance
- Local transport pass valid in the Zone 100 – Vienna

Registration fee for participants in the CRC includes

- Admission to the full-day CRC course (approx 07.45 – 17.00) June 4, 2009
- Admission to the industrial exhibition, June 4
- Lunch package
- 6 European CME credits
- Certificate of attendance

Registration fee for accompanying persons includes

- Admission to opening ceremony and welcome reception
- A half-day tour on 4 June: Guided visit of Vienna
- A half-day tour on 5 June: Kahlenberg & Klosterneuburg
- Local transport pass valid in the Zone 100 – Vienna

The registration fee does not include

- Lunches and refreshments
- Social programme
- Optional tours
- Hotel costs

Please note that only fully registered participants will be admitted to the scientific sessions.

BADGES FOR PARTICIPANTS

Participants and accompanying persons receive individual name badges when registering at the Congress. According to our guidelines, these name badges must be worn at all times throughout the Congress and evening functions. No admittance can be granted if the name badge is not clearly visible!

BANK SERVICES

Banks in Vienna are usually open Mon to Wed, Fri 8.00 – 15.00, Thu 8.00 – 17.30; some branches are closed 12.30 – 13.30. In the centre of the city many banks are open all day from Mon to Wed, Fri 8.30 – 15.00, Thu 8.30 – 17.30. If possible, exchange money at a bank during regular opening hours or use automatic teller machines (ATMs), which are called "Bankomats" in Austria, or with your credit card.

CERTIFICATE OF EUROPEAN CME CREDITS AND CERTIFICATE OF ATTENDANCE

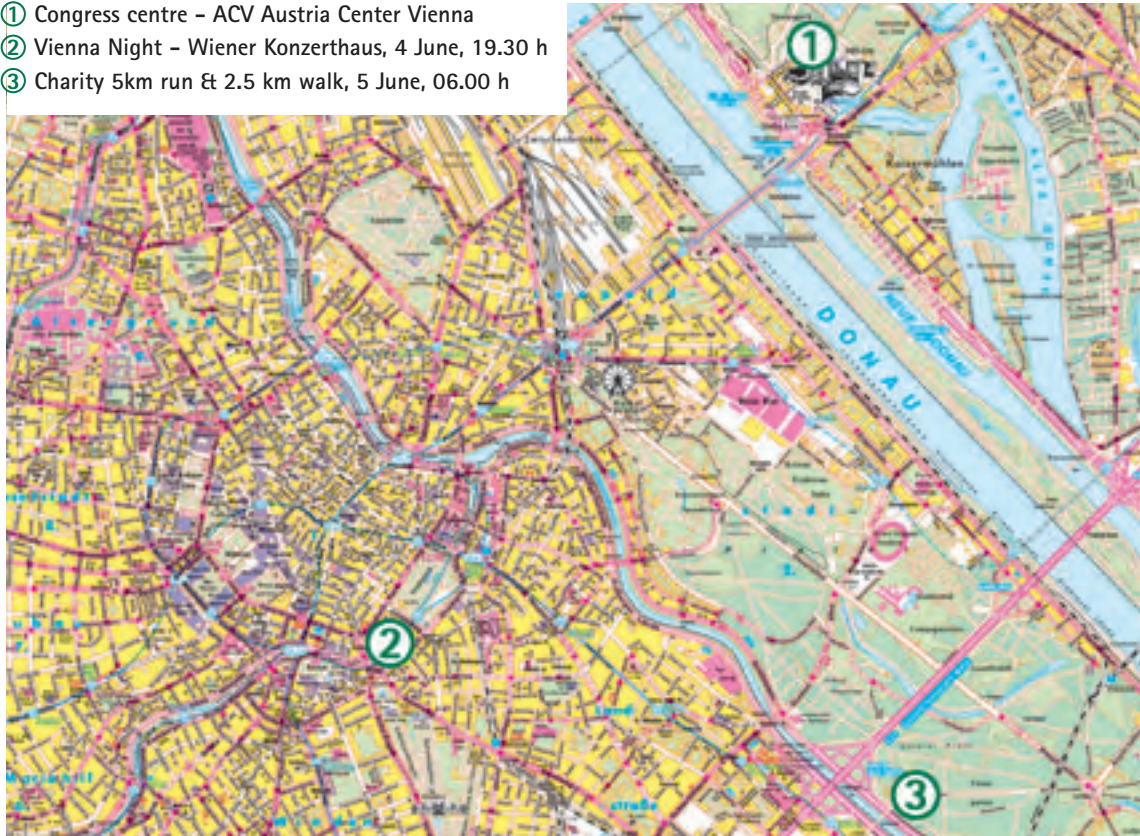
Once a participant has registered at the congress, the certificate of European CME credits will be mailed to his/her indicated e-mail address after the congress.

GENERAL CONGRESS INFORMATION

CLIMATE	In early June the weather in Vienna is usually warm and pleasant. Average temperature is 20° C during the day. Do not forget a raincoat as some showers can occur and it can be cold during the evening.
CLOAKROOM AND STORAGE	A cloakroom and luggage deposit situated at the main entrance will be available during the official Congress time schedule. The Congress centre and the organisers are not responsible for any items lost or left behind.
CONGRESS LANGUAGE	The official Congress language is English. Please note that no simultaneous translation will be provided.
DISABLED PERSONS	The Congress centre is easily accessible to disabled persons. If you require special assistance on site please contact the staff at registration area.
EFORT¹⁰	We are celebrating our 10 th EFORT Congress: for this occasion we invite you to visit the EFORT ¹⁰ exhibition, located in central lounge at Level 0.
FIRST AID	A first aid room is available at the Congress centre. Please ask any staff member for help in case of need.
FOOD AND REFRESHMENTS	Lunch and refreshments are not included in the registration fee. You can buy lunch and refreshments in several catering areas within the industry exhibition.
INDUSTRY EXHIBITION	The industry exhibition is open to pharmaceutical companies, manufacturers of medical and surgical equipment, software equipment and scientific publishers. The main industry exhibition is located in halls X, Y and XL at the Austria Centre and is open according the session time-table from Wednesday, 3 June to Friday 5 June. The industry exhibition will be closed on Saturday, 6 June.
INSURANCE	The organisers are not responsible for individual medical, travel or personal insurance. Participants and accompanying persons should arrange their own cover.
INTERNET CONNECTIONS	Workstations with an internet connection will be available during the Congress opening hours. Participants are kindly requested to limit internet usage to five minutes to allow as many participants as possible to use this service.
LOST AND FOUND	For lost and found items, please refer to the luggage deposit at the main entrance.
MOBILE PHONES	Mobile phones are strictly prohibited during all scientific sessions.
NO SMOKING POLICY	Smoking is strictly prohibited during all meetings and sessions and in exhibition halls at all times.
PRESS OFFICE	For representatives of the press, a Press Office is located on the ground floor next to the executive lounge in room F244. Access is granted with press registration only.
SOCIAL PROGRAMME AND TOURS DESK	This is located in the registration area in hall Z at the Congress centre. Please refer to this desk for information about the Congress social programme and optional tours.
TRAVEL DESK	A travel desk will operate during business hours in the registration area, hall Z.

CITY MAP

- ① Congress centre – ACV Austria Center Vienna
- ② Vienna Night – Wiener Konzerthaus, 4 June, 19.30 h
- ③ Charity 5km run & 2.5 km walk, 5 June, 06.00 h



TRANSPORT TO THE CONGRESS VENUE (ACV)

From the city centre

To reach the ACV from Stephansplatz, take the U1 underground line (red) towards Leopoldau. Get off at Kaisermühlen/Vienna International Centre and take the exit marked Schuttaustrasse. Follow the signs to the 10th EFORT Congress. Travelling time: approx. 8 minutes.

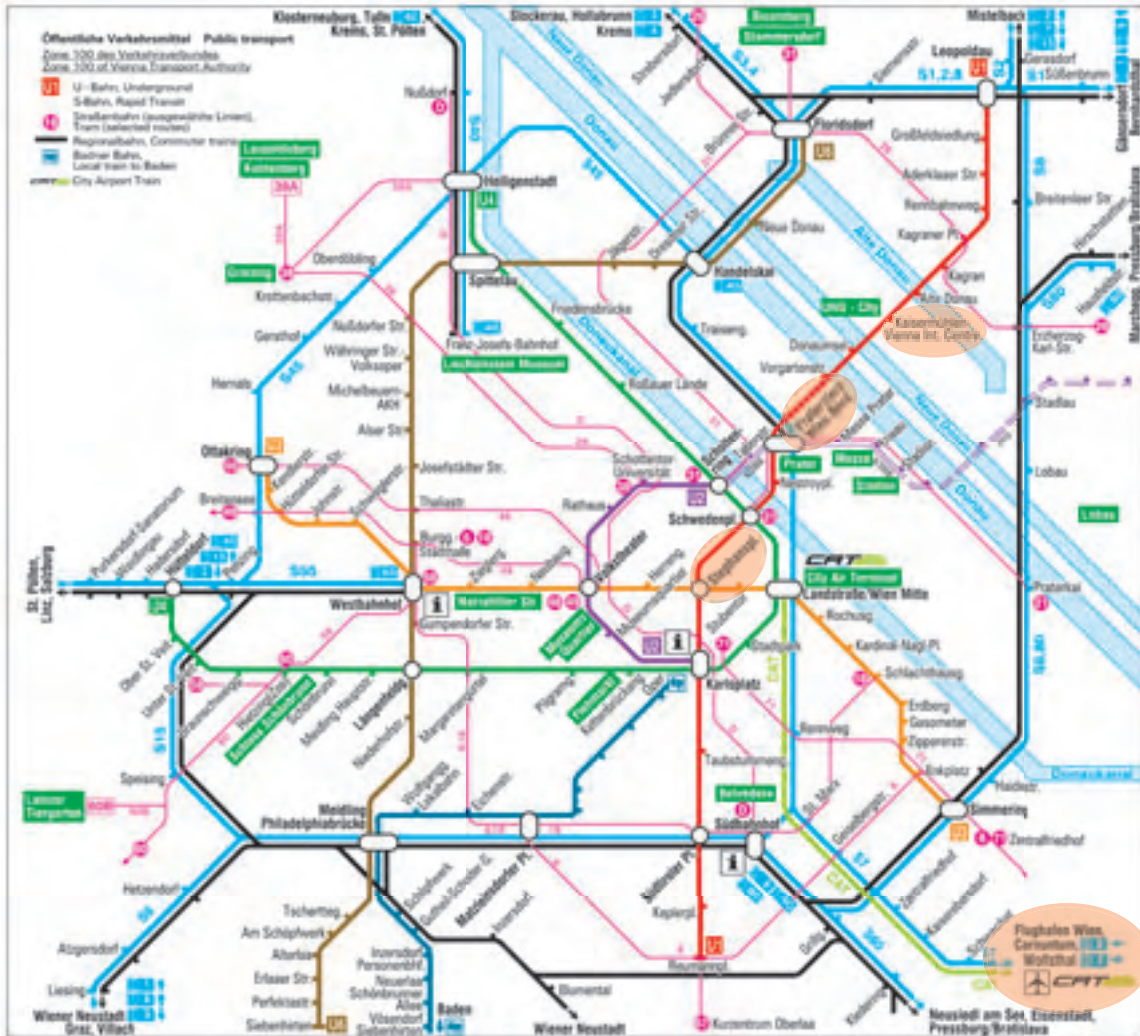
From the airport to ACV

By taxi: It takes 25 minutes to reach the ACV from Vienna International Airport via the airport motorway.

By public transportation: Take the S7 rapid transit line to Praterstern station, then change to the U1 underground line towards Leopoldau and get off at Vienna International Centre/Kaisermühlen. Then take the exit marked Schuttaustrasse and follow the signs to the 10th EFORT Congress.

Travelling time: approx. 40 minutes.

PUBLIC TRANSPORTATION MAP



From the railway station to the ACV

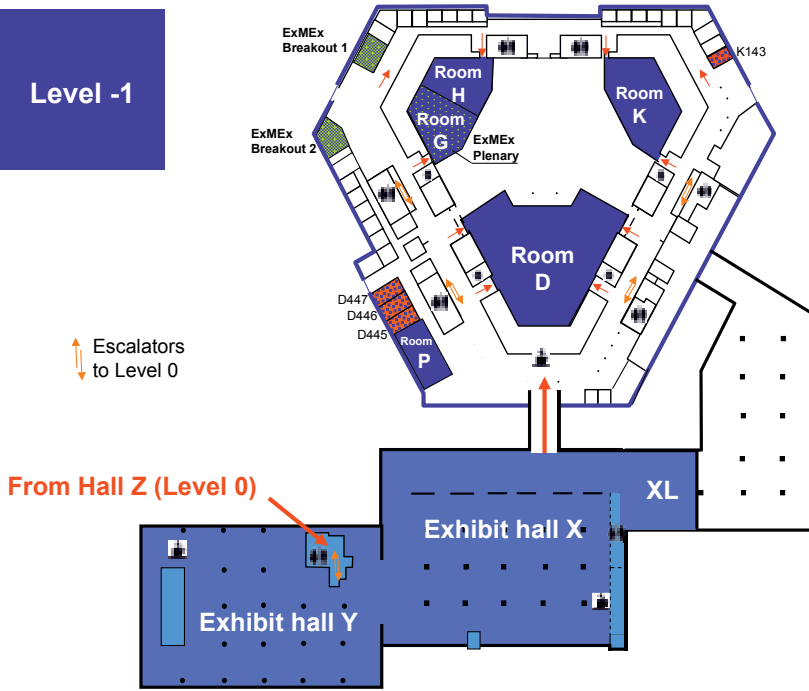
If you are arriving in Vienna at the Südbahnhof terminus, take an S1, S2 or S15 rapid transit train and travel one station to Sudtiroler Platz. From there, take the U1 underground line bound for Leopoldau. Get off at Vienna International Centre/ Kaisermühlen and take the exit marked Schuttaustrase. Travelling time: approx. 25 minutes.

From the airport to the city centre:

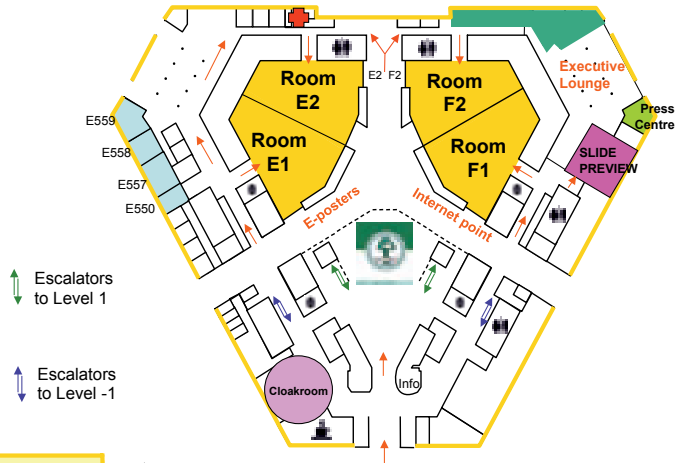
The fastest way is to take the CAT Train to the City Air Terminal (non-stop). This CAT train runs every half-hour. Travelling time: 16 minutes.

FLOOR PLANS

Level -1



Level 0

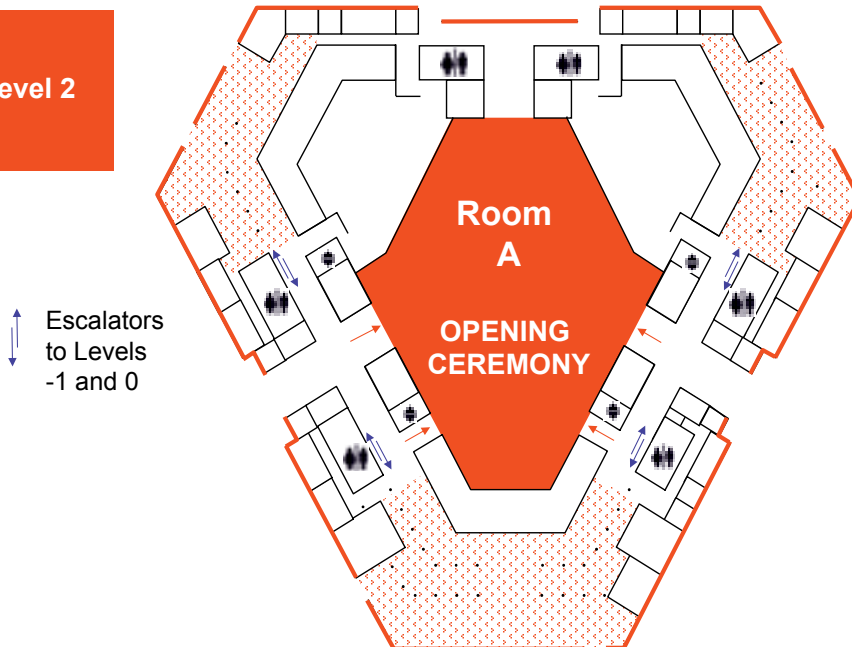


FLOOR PLANS

Level 1



Level 2





EFORT ExMEEx Forum Barcelona

19 - 20 NOVEMBER 2009



MAIN TOPICS

- Sagittal plane deformities
- Lumbo-sacral fusion

A combined meeting with:
Spanish Spine Society

GEER



Sociedad para el Estudio
de las Enfermedades del Raquis

EFORT COMMITTEES

EFORT EXECUTIVE COMMITTEE

Executive Board

President	Prof. Dr. Karl-Göran Thorngren
Vice President	Prof. Dr. Miklós Szendrői
Secretary General	Dr. Manuel Cassiano Neves
Immediate Past President	Prof. Dr. Wolfhart Puhl
Treasurer	Mr. Stephen R. Cannon
Member at Large	Prof. Dr. Enric Cáceres Palou Prof. Dr. Pierre Hoffmeyer Prof. Dr. Maurilio Marcacci

CO-OPTED MEMBERS

	Mr. John Albert
	Prof. Dr. Thierry Bégué
	Prof. Dr. George Bentley, Past President
	Prof. Dr. Nikolaus Böhler, Past President
	Dr. Karsten Dreinhöfer
	Dr. Roberto Giacometti Ceroni
	Prof. Dr. Klaus-Peter Günther
	Ass. Prof. Dr. Per Kjaersgaard-Andersen
	Prof. Dr. Karl Knahr, Local Chairman Vienna 2009

STANDING COMMITTEES

EAR Committee	Prof. Dr. Nikolaus Böhler, Dr. Gerold Labek
Education Committee	Prof. Dr. Enric Cáceres Palou
EIL Committee	Prof. Dr. Wolfhart Puhl, Prof. Dr. Karl-Göran Thorngren
Events Committee	Dr. Manuel Cassiano Neves
Finance Committee	Mr. Stephen R. Cannon, Prof. Dr. Pierre-Paul Casteleyn
Health Service Research Committee	Dr. Karsten Dreinhöfer
Portal Steering Committee	Prof. Dr. Klaus-Peter Günther
Publishing Committee	Prof. Dr. George Bentley (Books) Prof. Dr. Klaus-Peter Günther (Portal) Prof. Dr. Wolfhart Puhl (Journal)
Scientific Committee	Prof. Dr. Pierre Hoffmeyer
Venue Committee	Prof. Dr. Miklós Szendrői

EFORT COMMITTEES

TASK FORCES AND AD HOC COMMITTEES

Awards Et Prizes Committee	Prof. Dr. George Bentley
Fora	Prof. Dr. Thierry Bégué
Liaison Et Lobbying Committee	Prof. Dr. Wolfhart Puhl
Speciality Societies Committee	Dr. Roberto Giacometti Ceroni
Travelling Et Visiting Fellowships	Prof. Dr. Maurilio Marcacci

LOCAL ORGANISING COMMITTEE VIENNA 2009

Chairman	Prof. Dr. Karl Knahr
----------	----------------------

SCIENTIFIC COMMITTEE VIENNA 2009

Chairman	Prof. Dr. Pierre Hoffmeyer
Members	Prof. Dr. George Bentley Prof. Dr. Nikolaus Böhler Prof. Dr. Enric Cáceres Palou Mr. Stephen R. Cannon Dr. Manuel Cassiano Neves Prof. Dr. Alfred Engel Prof. Dr. Roberto Giacometti Ceroni Prof. Dr. Martti Hämäläinen Prof. Dr. Karl Knahr Prof. Dr. Philippe Neyret Prof. Dr. Miklós Szendrői Prof. Dr. Karl-Göran Thorngren

CONGRESS ORGANISING TEAM

EFORT Central Office
Technoparkstrasse 1
8005 Zürich, Switzerland
Phone: +41 44 448 44 00
Fax: +41 44 448 44 11
E-mail: event@efort.org
www.efort.org

EFORT Core PCO

OIC srl
Viale G. Matteotti, 7
50121 Florence, Italy
Phone: +39 (055) 50351
Fax: +39 (055) 5001912
E-mail: congressinfo@efort.org

WHO WE ARE

"EFORT works on behalf of the European orthopaedic and traumatology community to secure mobility, musculoskeletal health and quality of life."

This is EFORT's mission statement. It expresses EFORT's function as the umbrella organisation of the European national orthopaedic scientific societies.

EFORT was established by the national associations for orthopaedics and traumatology of 20 European countries. The federation was founded in Marentino, Italy, in 1991 and now has 38 national member societies from 36 member countries and 4 associate scientific members. As regards its legal structure, EFORT was established as a non-profit organisation, all funds are used exclusively in the pursuit of the federation's aim.

WHAT WE ASPIRE TO AND WHAT WE OFFER

EFORT is in the process of establishing itself as a pan-European partner for international organisations, authorities, universities, the orthopaedic industry, scientific bodies, and professional and patient organisations. As a non-profit professional association, EFORT provides important services and benefits in terms of economics, healthcare policy and social issues.

The major objectives of EFORT include the following:

- Representate state-of the-art orthopaedic surgery in Europe
- Promote research, science and training in orthopaedics and traumatology in Europe
- Exchange scientific experience and knowledge and improvement of education through training
- Work out EFORT standards and guidelines for the various areas of activity pursued by our members

In pursuit of its aims, EFORT today organises yearly European conferences and instructional courses. It also initiates and supports basic and clinical research. For many years now, EFORT has been arranging travelling and visiting fellowships in which the different national associations alternate to host a group of young orthopaedic surgeons.

It promotes the exchange of experience, knowledge, education and research Europe-wide. In support of this work, a revised EFORT textbook is being planned. We also envision establishing a European Journal of Orthopaedics and Traumatology, as well as publishing investigational reports in a special book series.

ABOUT EFORT

HOW WE WORK

EFORT's legislative body is the General Assembly, which comprises the delegates from the national member associations. The General Assembly suggests and decides upon the federation's policy, issues guidelines and sets objectives. As the federation's highest body, the General Assembly elects the members of the EFORT Executive Committee for a period of two years.

The Executive Committee is responsible for the day-to-day running of the federation and comprises eight members from across Europe. There are also various specialist committees that are structured to provide a democratic platform for discerning common interests from among the specific needs of the individual national associations.

The regular exchange of information and experiences in the Executive Committee ensures that the individual areas are efficiently networked, thus enhancing the operational efficiency of the organisation as a whole. The Central Office, which is based in Zurich, Switzerland, is the communications hub of EFORT and serves as an information pool to ensure the smooth flow of information between the Executive Committee, the different committees, and the national societies. EFORT now also established collaboration with European specialty and international societies.

CONTACT US

If you have any further questions, please contact the EFORT Central Office. Our staff will be happy to put you in touch with the member of the Executive Committee responsible for the area you are interested in.

EFORT Central Office
Technoparkstrasse 1
8005 Zurich
Switzerland
Phone: +41 44 448 44 00
Fax: +41 44 448 44 11
E-mail: office@efort.org
www.efort.org



KNEE

EFORT IC basic, 11–12 September – Marseille, France

Topic: Focus on flexion in knee arthroplasty: Evaluation, consequences of high flexion and surgical techniques



PAEDIATRICS

EFORT – EPOS IC basic, 8–10 October – Vienna, Austria
combined course with EPOS (European Paediatric Orthopaedic Society)

Topic: Childrens Orthopaedics, Traumatology



HIP

EFORT IC advanced, 16–17 October – Milano, Italy
combined course with EHS (European Hip Society)

Topic: The problems of the materials in THA. What the orthopaedic surgeon should know



SPINE

EFORT ExMEx Forum, 19–20 November – Barcelona, Spain
combined expert course with GEER (Spanish Spine Society)

Topic: Surgical management of spine deformity in adults

Expand your knowledge! Visit our Advanced Training Programme on: www.efort.org/training

The project called EFORT Forum, which is an EFORT symposium at a national congress, was started in 2002 at the DGOOC congress in Berlin. The initial idea was to choose one topic for several events, e.g. Thromboprophylaxis, and let European experts discuss it with speakers from various countries to clarify different European criteria and arrive at new standards. The idea was very well accepted, but the problem was to find European speakers ready to deal with the same topic in up to ten different events. On the other hand, we realised that the national expectations from such a symposium are quite different in different countries.

Consequently, we changed our format and decided instead to organise up to ten European Fora each year with four to six speakers. We plan to provide updates on a variety of hot topics in our speciality. National societies are free to choose a topic and propose a two-to-four-hour session during the yearly congress, preferably on the official opening day of the congress or the day after. EFORT Fora should not clash with the main sessions of the congress, and at least half of the speakers should come from national societies and the other half from other European countries. For this reason the Forum language will be English. Whether simultaneous translation is needed must be decided by the congress organisers. In recent years the EFORT Fora have enjoyed a very high scientific level and provided an excellent exchange between national societies and EFORT. The speakers involved in these Fora were always hosted very graciously and treated as honoured guests of the congress. Accordingly, the interest in such a Forum has growing markedly, and for the year 2009 we are happy to announce five EFORT Fora at European national congresses:

1. EFORT Forum during MAOT Congress in Ohrid, Former Yugoslav Republic of Macedonia, 14 – 16 May 2009
Topic: Treatment of Osteoporosis Fractures
2. EFORT Forum during SECOT Congress in Barcelona, Spain, 23 – 25 September 2009
Topic: Hip fractures: How can we improve the results? (Hip fracture registers)
3. EFORT Forum during DGOU/BVOU Congress in Berlin, Germany, 21 – 24 October 2009
Topic: Controversies in joint preserving hip surgery
4. EFORT Forum during SPOT Congress, Alfândega, Porto, 28 – 30 October 2009
Topic: To be announced
5. EFORT Forum during TSOT/TOTBID Congress in Cesme, Turkey, 3 – 8 November 2009
Topic: Infections after Total Joint Replacements

We invite all EFORT national member societies to organise such Fora in the future.

LIST OF E-POSTERS

NR.	TITLE	AUTHORS
P1	Consent in Lower Limb Arthroplasty: Who Cares?	Agrawal Yuvraj, Karwa Jyoti, Clayson Anthony, Shah Nikhil
P2	Rapid recovery programme – A one year prospective study for primary total hip replacements	Alnaib Mustafa, Kokkinakis Michaelis, Rajeev Aysha, Kader Dieary, Kashyap Shankar
P3	Reasons for clinic non-attendance	Aalsey Karl, Kramer-Hermann Ellen, Williams Christopher
P4	The effect of surgeon volume on the need for transfusion following primary unilateral hip and knee arthroplasty	Baker Paul, Downen Daniel, Mcurmury Ian
P5	Metal ion release in patients with stable THA and TKA	Baldini Nicola, Savarino Lucia, Giunti Armando
P6	Study on use of enoxaparin versus aspirin and wound healing in total hip and knee arthroplasties	Batra Sunil, Patil Shahabazali, Goyal Achal, Subramaniyam K, Gupta Shreekant, Gokhale Sateesh
P7	Multistep improvement in transfusion management for primary elective prosthetic hip and knee surgery: Five year single institution experience	Beverina Ivo, Fusco Umberto
P8	Pinholes fractures after computer-assisted total knee arthroplasty: A new complication	Boisrenoult Philippe, Beldame Julien, Boulanger Hortense, Beaufilet Philippe
P9	Nerve Conduction Studies in Clinic – a Benefit to Patients and a Hospital Trust?	Bourke Henry, Davey Paul
P11	It's Good to Talk. An Audit of Digital Speech Recognition Technology	Chong Mark, Reed Mike, Henderson Jen, Wright Ann
P12	Quality of life in a group of Orthopaedic Surgery Residents	Claro Rui, Moreira Ricardo, Sousa Ricardo, Massada Marta, Pereira Alexandre, Cardoso Pedro
P13	Cracking the code: Application of coding for shoulder procedures	Clement Nicholas, Ray Robbie, Mcbirnie Julie
P14	Treatment of non unions of long bones with Bone Marrow and growth factors versus recombinant Bone Morphogenetic Protein 7 (OP 1). Retrospective study of 6 years personal experience	De Biase Pietro, Campanacci Domenico, Scoccianti Guido, Beltrami Giovanni, Olivieri Matteo, Cuomo Pierluigi, Capanna Rodolfo
P15	An audit of consent for primary total hip arthroplasty – the forgotten complications	Dean Benjamin, Uppal Harpal, Baxter David, Matthews Jon
P16	An Interesting Complication of Caudal Epidural Injection	Dhinsa Baljinder, Morar Yateen, Abbas Raad, Mestha Prabahakar, Ross Kenneth
P17	A vacuum in training? Negative Pressure Wound Therapy and Orthopaedic Trainees	Eardley Will, Taylor Martin, Parker Paul
P18	Opinions of trainees on the factors which affect their training	Egan Ciara, Elliott Robert, Fleming Patrick
P19	Does information provision improve patient satisfaction in the Orthopaedic Outpatient clinics?	Ellanti Prasad, Ashraf Mujeeb, Davarinos Nikos, Morris Seamus



Selected candidate for the Jacques Duparc Award

LIST OF E-POSTERS

NR.	TITLE	AUTHORS
P21	Standardised Proformas Improve Patient Handover: Audit Of Trauma Handover Practice	Ferran Nicholas, Metcalfe Andrew, Odoherly Declan
P22	Orthopaedic Triage an obstacle to the 18 week target?	Gallacher Peter, Gilbert Robin, Kerin Cronan, Kathuria Vinod, Shaylor Phillip
P23	The Illegibility of Operation notes	Gaskin Julian, Donald Russell, Haleem Shahnawaz, Bendall Stephen
P24	Phlebothrombosis and pulmonary thrombembolism by proximal femur fractur	Gavrankapetanovic Ismet, Hadzimehmedagic Amel, Vranic Haris, Gavrankapetanovic Faris, Tanovic Hasan
P25	Pre Operative Education Reduces Length of Stay in the Rapid Recovery Programme for Primary Hip and Knee Arthroplasty	Gordon David, Malhas Amar, Goubran Alex, Houlihan Burne David
P26	Local Anaesthetics: How safe are they?	Haleem Shahnawaz, Chan Woan-Yi, Jivan Sharmila, Tabani Syed
P27	Post-operative blood salvage and reinfusion drain versus no drain with total knee arthroplasty – a comparison of post-operative haemoglobin levels and the need for allogeneic transfusion.	Hazarika Shariff, Bhavikatti Mainuddin, Bhattacharya Rajarshi, Dawson Matthew
P28	Interactive anamnesis – a new method to augment the precision of routine symptom assessment	Huber Joerg, Zumstein Marc, Zuberbühler Urs, Rufin Georg
P30	Informed Consent:How Good We Are?	Jafferbhoy Sadaf, Feeney Micheal
P32	How much orthopaedics can we teach during short clerkship?	Kandel Leonid, Anekstein Yoram, Leibenson Max, Cohen Robert, Mattan Yoav
P33	The validation of a basic-competency survey in musculoskeletal medicine among general orthopedic surgeons	Kandel Leonid, Cohen Robert, Mattan Yoav
P34	Risk factors of acute renal failure after major orthopaedic trauma	Kateros Konstantinos, Sakellariou Vassilios, Doulgerakis Christos, Sofianos Ioannis
P35	Management of long bone non unions non operatively with Teriparatide (Parathyroid Hormone)	Khan Mansoor, Chinoy Mohammed
P36	The effects of hypoxic culture conditions on collagen, aggrecan and sox gene expression in bone marrow derived stem cells undergoing chondrogenesis	Khan Wasim, Tew Simon, Adesida Adetola, Sahu Ajay, Andrew John, Hardingham Timothy
P37	Economic impact of rivaroxaban versus enoxaparin for prevention of venous thromboembolism after total hip and total knee arthroplasty in the UK	Kidd Alexander, Diamantopoulos Alexander, Forster Fiona, Lees Michael, Ashley Donna, Gilmour Lesley
P38	Improving clinical efficiency through the implimentation of automated barcode data input: An example of non-commercial innovative design	Knight Timothy, Hynes Matthew

LIST OF E-POSTERS

NR.	TITLE	AUTHORS
P39	Can we have a primary care based follow up of arthroplasty patients?	Konan Sujith, Bull Jenni, Haddad Fares
P41	Prospective randomised controlled study: Pre operative carbohydrate loading reduces post operative hyperglycaemia	Lui Darren, Murphy Martin, Mchugh Gavin, Jan Waqar, Orakzai Sajjad, Kenny Paddy
P42	Upper limb waterproof casting study	Mallick Emad, Boyd Kevin
P43	Do Joint Replacements affect the beneficial effects in addition to pain relief?	Matsuda Yoshikazu, Tatsumi Ichiroh, Hirakawa Kazuo, Tsuji Koji, Tsukamoto Riichiro, Nakura Nariaki, Ishii Yoshinori
P44	Post-traumatic stress disorder (PTSD) after traffic accident victims with cervical spine injuries	Matzaroglou Charalampos, Assimakopoulos Konstantinos, Gliatis John, Boudogianni Eva, Saridis Alkis, Vervenioti Aggeliki, Tyllianakis Minos
P45	Analysis of a New Hemostatic and Analgetic Bioresorbable Putty for Bone Surgery	Mehrkens Arne, Müller Andreas, Walz Lars, Müller Susanne, Valderrabano Victor
P46	A Quality Assessment of Postoperative X-rays in Joint Replacement Surgery	Mirza Saqeb, Fernando Suresh, Jibri Zaid, Glasgow Malcolm
P47	Achieving Desired Lengths of Stay Following Hip and Knee Arthroplasty – Can We Learn Any Lessons From the US?	Murphy Martin, Orndorff Douglas, Saleh Khaled, Mulhall Kevin
P48	Chiroclip- A new method of protecting K-wire ends	Muthian Senthil
P49	Dysplasia epiphysealis multiplex (DEM). A case report	Myriokefalitakis Emmanouil, Papanastopoulos Konstantinos, Mandalos Konstantinos, Sarantos Konstantinos, Touliatos Alexandros
P50	Results following closure of hip and knee arthroplasty wounds with subcuticular suture (3 different techniques): A retrospective randomised trial	Nagare Umesh, George Ben, Maqsood Mohammad
P51	An analysis of timing of tourniquet release and opening of drains on blood loss in total knee replacement surgery	Navadgi Basalingappa, Jeer Chan, Rajan Sundar, Jain Sharat
P52	A Citation Analysis of the Orthopaedic Surgery Literature – The 100 Most Cited Orthopaedic Papers	Newman Simon, Karamanou Danai, Wetzel Gabriel, Breitenfeldt Nicole, Drury Nigel, Lawrence Trevor
P53	Wound care after lower limb arthroplasty: A comparison of nurse outreach input for two types of wound closure	Obolensky Lucy, Allen Jo, Conboy Veronica
P54	Reversal of Warfarin anticoagulation in patients with fractures of proximal femur	Odak Saurabh, Bairstow Douglas, Chong Mark, Kramer Derek, Eardley Will
P55	Medico-legal and Administrative concerns about National Joint Register	Oduwole Kayode, Codd Mary, O'Byrne John, Kenny Paddy



Selected candidate for the Jacques Duparc Award

LIST OF E-POSTERS

NR.	TITLE	AUTHORS
P57	Outcomes of total knee and hip arthroplasty	Dailiana Zoe, Papakostidou Ippolyti, Karachalios , Papapolixroniou , Mixelinakis , Malizos Konstantinos
P58	Optimum timing of post-operative radiographs in total knee replacement surgery	Patel Nirav, Church Sam
P59	THA revision surgery with taper, fluted and fully coated modular stem. Our experience	Pérez-Muñoz Israel, Escobar-Antón David, Marín-Peña Oliver, Muñoz-Moreno Jose
P60	Results in surgical treatment of haemophilic arthropaty	Poenaru Dan, Patrascu Jenel, Florescu Sorin, Borza Iconia, Branea Ioan, Birsseanu Florin
P62	Thromboprophylaxis in Total Hip and Knee Replacements: A Novel Protocol	Prasad Kodali, Dayanandam Bharani Kumar, Hussain Altaf, Myers Keith
P63	A Randomised Controlled Trial Of The Effect Of Computer Based Video Instruction in Orthopaedic Higher Surgical Trainees	Prasthofer Anna, Pattison Giles, Achten Juul, Parsons Nick, Hull Peter, Costa Matthew
P64	Nursing Knowledge and Practice of Compartment Syndrome	Prempeh E, Ahammed Sajjad, Stamatoglou Constantine, Purohit Neeraj, Kirkman Hannah
P65	Peripheral Nerve Blocks in Lower Limb Surgeries: Are They Delaying Patient Discharge from Hospital?	Puthiya Veettil Manoj, Moftah Alaa, Park Dong
P66	Use of internet by orthopaedic patients	Putti Amit, Innes Alan
P67	Unusual Presentation of Acute Atraumatic Peroneal Compartment Syndrome	Qasim Sultan, Rachha Rajesh, Sood Manoj
P68	Patient Satisfaction Survey Following Review in a Nurse Led Clinic for Joint Replacement	Rajkumar Shanmugasundaram, Hussian Razya, Humphries Joyce, Howarth Joy, Kucheria Rakesh
P69	big hand walking syndromme: Incidence	Ravaglia Fabio, Tacla Marcello, Leite Maria
P70	Wrong site, wrong procedure and wrong patient surgical errors in England and Wales – are orthopaedic surgeons really the worst?	Robinson Paul, Muir Lindsay
P72	Yttrium-90 (90Y) radiosynoviorthesis in the haemophilic knee	Rodriguez-Merchan Emerito-Carlos
P73	 Variations in Anaesthesia used for Fractured Neck of Femur: Results of multicentric hip fracture audit in United Kingdom	Sahu Ajay, Grant Stuart, Masud Saquib, Todd Brian, Mahajan Ravindra
P74	Adequacy of post-operative hip arthroplasty x-rays: A DGH experience	Shah Yousaf, Zafar Fauzia, Ferguson Jamie, Sadiq Zulfiqar, Syed Turab, Webber Jane
P75	The role of bridging callus in the management of atrophic nonunion of long bone fractures	Sharif Zaid, Sharif Khalid, Alkatten Dhia
P76	Constipation an Often Ignored Complication Of Major lower limb surgery	Sharma Amit, Hussain Kashiv, Apsingi Sunil, Singh Vinay, Manjure Sanjeev, Purohit Neeraj

LIST OF E-POSTERS

NR.	TITLE	AUTHORS
P79	Does Knee Replacement Surgery lead to Chronic Limb Ischaemia?	Sutherland Alasdair, Dawson Alan, Bachoo Paul
P80	Coding in Trauma & Orthopaedics: Errors and Implications	Syed Shakir, Bhatti Arshad, Shah Mian
P81	Computerised templating for pre-op planning in Hip Fractures-Do we need a calibration ball?	Tawari Gautam, Kakwani Rajeshkumar
P82	NICE DVT guidelines 2007- Implementation and pitfalls	Thomas Suresh, Reed Mike, Muller Scott
P84	Intra venous zoledronate in the treatment of the aseptic osteomyelitis and avascular necrosis of the femoral head	Valkealahti Maarit, Ojala Risto, Haataja Juha, Lehenkari Petri
P85	 Surgical Site Marking In Orthopaedic Surgery	Vasireddy Aswinkumar, Dunstan Edward, Grewal Rupri
P86	Joint perception after hip or knee replacement surgery	Vendittoli Pascal-Andre, Collins Melissa, Lavigne Martin, Ganapathi Muthu
P87	Use of vacuum assisted-closure device (VAC) in treatment of diabetic, ischaemic and post traumatic wounds of the extremities	Volpin Gershon, Kogan Leonid, Lichtenstein Leonid, Gantus Maher, Kuznetsov Dimitri, Shtarker Haim
P89	Do Personality Traits Affect Subjective Outcomes Following Total Knee Arthroplasty?	Walls Raymond, Hirpara Kieran, Church Heather, O'Byrne John
P90	Hospital at night. A survey of the Junior Orthopaedic doctors perspective in an NHS Trust	Wharton Royston, Gaskin Julian
P91	Does the use of drains increase length of stay after joint replacement surgery? A case control study	Williams Geraint, Bintley-Bagot Simon
P92	 Reasons for delayed discharge after joint replacement surgery	Williams Geraint, Bintley-Bagot Simon
P93	Biologic Double Tibial Fixation in ACL Reconstruction By Medial Hamstrings graft	Abbasian Mohammad Reza, Madadi Firooz, Rahimi Foad, Kazemi Seyyed Morteza, Aalami Armin, Rokni Reza, Okhovat Pour Mohammad Ali
P95	Short term results of arthroscopic reconstruction of multiligament knee injuries	Keyhani Sohrab, Abbasian Mohammad Reza, Soleimanha Mehran, Esmailie Jah Ali Akbar, Kazemi Seyyed Morteza
P99	Results of ACL reconstruction using femoral physeal sparing technique in skeletally immature patients	Alaseirlis Dimosthenis, Michail Konstantinos, Stefas Eleutherios, Papageorgiou Christos, Papaioannou Vasilios
P100	The Role of Arthroscopic Anterior Cruciate Ligament Reconstruction in the Older Patient – 55 years or over	Arbuthnot James, Brink Rodney
P102	Outcomes of different surgical treatments after patellar dislocations	Bányai Tamás, Gera László, Csomor László, Nagy Eniko



Selected candidate for the Jacques Duparc Award

LIST OF E-POSTERS

NR.	TITLE	AUTHORS
P103	Processed Chondro Graft - a novel method for cartilage repair Result in a porcine model for focal chondral lesion	Bárdos Tamás, Farkas Boglárka, Kvell Krisztián, Czömpöly Tamás, Mézes Beáta, Németh Péter, Bellyei Arpad, Illés Tamás
P104	Graft fixation method in anterior cruciate ligament reconstructive surgery – any alternative to interference screw?	Bhattacharyya Mayukh, Gerber Bruno
P106	Reconstruction of acute posterior cruciate ligament tears using a synthetic ligament: 41 cases at five years mean follow-up	Boisrenoult Philippe, Breitel Damien, Brunet Philippe, Boulanger Hortense, Beaufile Philippe
P107	Anatomic posterolateral corner reconstruction: A mid-term follow-up of 18 cases	Boisrenoult Philippe, Breitel Damien, Fontaine Jean-Wilfrid, Boulanger Hortense, Beaufile Philippe
P108	Arterial injury during arthroplasty of an anatomically distorted knee. An interesting case and review of the literature	Butt Usman, Sahu Ajay, Baguneid Mo, Johnson David
P109	Hip arthroscopy in 35 athletes: Minimal follow up of two years	Cabrita Henrique, Gurgel Henrique, Teochi Luiz
P110	Mid-term results of isolated posterolateral corner reconstruction	Camarda Lawrence, Zorzi Claudio, Madonna Vincenzo, Condello Vincenzo, Cortese Fabrizio, D'ariento Michele
P111	Arthroscopic proximal realignment in patellar instability	Canata Gian Luigi
P112	Myofascial trigger points in scalenus vs C5-C6 radiculopathy (differential diagnosis scalene ant & medius)	Carrasco Martinez Luis, Carrasco Martinez Javier, Munoz Perez Paula, Robledano Belda Valentin, Rodriguez Hernandez Arnaldo
P113	Myofascial trigger points in biceps brachii vs bicipital tendinitis (differential diagnosis)	Carrasco Martinez Luis, Carrasco Martinez Javier, Munoz Perez Paula, Robledano Belda Valentin, Rodriguez Hernandez Arnaldo
P114	Myofascial trigger points in brachialis vs carpal tunnel syndrome (differential diagnosis)	Carrasco Martinez Luis, Carrasco Martinez Javier, Munoz Perez Paula, Robledano Belda Valentin, Rodriguez Hernandez Arnaldo
P115	Myofascial trigger points in teres major vs supraspinatus tendinitis (differential diagnosis)	Carrasco Martinez Luis, Carrasco Martinez Javier, Munoz Perez Paula, Robledano Belda Valentin, Rodriguez Hernandez Arnaldo
P116	Myofascial trigger points in levator scapulae as etiology of stiff neck	Carrasco Martinez Luis, Carrasco Martinez Javier, Munoz Perez Paula, Robledano Belda Valentin, Rodriguez Hernandez Arnaldo
P117	Myofascial trigger points in pectoralis major vs Tietze's syndrome (differential diagnosis)	Carrasco Martinez Luis, Carrasco Martinez Javier, Munoz Perez Paula, Robledano Belda Valentin, Rodriguez Hernandez Arnaldo

LIST OF E-POSTERS

NR.	TITLE	AUTHORS
P118	Myofascial trigger points in latissimus dorsi as low back pain	Carrasco Martinez Luis, Carrasco Martinez Javier, Munoz Perez Paula, Robledano Belda Valentin, Rodriguez Hernandez Arnaldo
P119	Myofascial trigger points in serratus anterior vs costochondritis (differential diagnosis)	Carrasco Martinez Luis, Carrasco Martinez Javier, Munoz Perez Paula, Robledano Belda Valentin, Rodriguez Hernandez Arnaldo
P120	Myofascial trigger points in subscapularis vs frozen shoulder (differential diagnosis)	Carrasco Martinez Luis, Carrasco Martinez Javier, Munoz Perez Paula, Robledano Belda Valentin, Rodriguez Hernandez Arnaldo
P121	Myofascial trigger points in teres minor vs ulnar neuropathy (differential diagnosis)	Carrasco Martinez Luis, Carrasco Martinez Javier, Munoz Perez Paula, Robledano Belda Valentin, Rodriguez Hernandez Arnaldo
P122	'Snapping' knee secondary to a large extra-capsular ganglion: A Case Report	Cho Hong Man, Lee Seung Ryul, Park Kun Young, Yun Young Ki
P124	The effect of two different fixation methods of anterior cruciate ligament reconstruction with hamstring tendons on clinical results and bone tunnel enlargement	Cinar Murat, Akpınar Sercan, Hersekli Ali, Uysal Mustafa, Cesur Necip, Pourbagher Aysin, Derincek Alihan
P125	Attitudes to sport and rehabilitation and their influence on outcome following anterior cruciate ligament reconstruction	Colaco Henry, Oussedik Sam, Paton Bruce, Haddad Fares
P126	A Comparison of Autologous Patellar with Hamstring Tendons for ACL Reconstruction – A Different Technique Reduces Morbidity	Cookson Mark, Stott Philip, Twyman Roy
P128	A review of the current practice of meniscal allograft transplantation	Crook Tim, Sandiford Nemandra
P129	Evaluation of the usefulness of measurements under static and kinematic conditions in load selection and restoration of selected muscle groups in patients undergoing physiotherapy after ACL reconstruction	Czamara Andrzej, Lubarski Bartosz, Bober Tadeusz, Winiarski Slawomir
P130	The influence of IL-1BETA on the bone tunnel widening after ACL reconstruction of a knee joint	Darabos Nikica, Haspl Miroslav, Moser Carsten
P131	Meniscus allograft transplantation – surgical technique and midterm results	Dirisamer Florian, Patsch Christian, Hochreiter Josef
P132	The Pivot Shift Test is of limited clinical value in the Arthritic ACL deficient knee	Dodd Matthew, Harrison Tim, Trompeter Alex, Sherif Moyedin, Palmer Simon
P133	Arthroscopic Validation of Classification Systems of Medial Plica Syndrome	El-Husseiny Moataz, Rayan Faizal, Potty Anish, Haddad Fares
P134	Treatment of chondral lesions of knee with autologous osteochondral graft (mosaicplasty)	Emre Tuluhan, Seyhan Bahadir, Emre Tuluhan, Uzun Macit, Ozer Remzi



Selected candidate for the Jacques Duparc Award

LIST OF E-POSTERS

NR.	TITLE	AUTHORS
P136	The treatment of the chondral lesions of the knee with ACL technique (NOVOCART 3D): Surgical arthroscopic technique and preliminary histological results after second look	Giannotti Stefano, Ghilardi Marco, Bottai Vanna, Dell'osso Giacomo, Guido Giulio
P138	Kinematic behaviour of single and double bundle ACL repair techniques. The influence of tunnel locations	Gillies Ronald, Rooney John, Herald Jonathan, Hutabarat Simon, Appleyard Richard, Dabirrahmani Danè
P139	Day Case Anterior Cruciate Ligament Surgery in a District General Hospital	Gooding Benjamin, Phillips Jonathan, Beavis Sarah, Ali Fazal
P140	Distal femur osteoarticular allograft reconstruction for post traumatic segmental defect of the trochlea	Mazen Hamoui, Arnaud Largey, Mazen Ali, Olivier Roche, Wayan Hebrard, and Francois Canovas. CHU Lapeyronie, Orthopédie 3, Montpellier, FRANCE Hamoui Mazen, Patrick Fauré, Largey Arnaud, Ali Mazen, Roche Olivier, Hebrard , Canovas Francois
P141	Foreign body reaction after ACL reconstruction using polylactide carbonate interference screws	Hernán Prado Miguel Angel, Díez Ramos Maria Fuencisla, Pérez Moro Olga Susana, Llopis Miró Rafael
P142	Water Jet Cutting, Feasibility of a new cutting Method for synovectomy	Honl Matthias, Uebeyli Hueseyin, Schwieger Karsten
P145	Postoperative analgesia with continuous administration of local anesthetic after ACL reconstruction	Iosifidis Michael, Kotzamitelos Dimitrios, Tsarouhas Alexandros, Samaras Apostolos, Ioannou Antonios, Traios Stavros, Giantsis Giorgos
P146	3-Tesla MRI for the diagnosis of meniscal and anterior cruciate ligament pathology: A comparison to arthroscopic findings	Jackson Mark, Sampson Matthew, Moran Ray, Eustace Steven
P147	Imaging of patellofemoral osteochondral pathology: CT Arthrogram vs MRI and/or CT	Jones Morgan, Shepard Gordon
P148	Functioning balance in patients after a surgery for torn meniscus. A prospective study	Kandel Leonid, Friedman Adi, Sajina Anna, Schwartz Izabella, Fisher Iris, Liebergall Meir, Firman Shlomo, Mattan Yoav
P150	B-PT graft for ACL reconstruction with double bundle technique	Kesemenli Cumhuri, Memisoglu Kaya, Muezzinoglu Umit, Aydin Adem, Selek Ozgur, Kocaturk Muammer
P152	ACL reconstruction: Can the transtibial technique achieve optimal tunnel positioning? A radiographic study	Khanna Anil, Gougoulas Nikolaos, Griffiths David, Maffulli Nicola
P154	Intraoperative complications using the bio-transfix femoral fixation implant in anterior cruciate ligament reconstruction. Aetiology and prevention	Kokkinakis Michail, Ashmore Alex, El-Guindi Magdi
P155	PRP: New clinical application. A pilot study for the treatment of jumper's knee	Kon Elizaveta, Filardo Giuseppe, Delcogliano Marco, Lo Presti Mirco, Di Martino Alessandro, Bondi Alice, Cenacchi Annarita, Fornasari Pier Maria, Marcacci Maurilio
P156	Improving post-operative pain following autologous hamstring ACL reconstruction	Konan Sujith, Adejuwon Ademola, Kamming Damion, Haddad Fares

LIST OF E-POSTERS

NR.	TITLE	AUTHORS
P157	Clinical Outcome of Medial Opening Wedge Osteotomy with T-Locking Plate (Stanless Steel 316L,6 hole): Two Year Follow Up	Kongcharoensombat Wirat, Ochi Mitsuo
P158	The result of primary repair of traumatic knee dislocation	Kose Cem, Ciliz Asim, Utkan Ali, Gulbahce Kemalettin, Tumor Mehmet
P160	Recovery of isokinetic quadriceps and hamstring muscle performance after ACL rupture reconstruction	Lakovaara Martti, Siira Pertti, Ohtonen Pasi, Leppilahti Juhana
P161	Technique to Reconstruction the Re-ruptured Patella Tendon	Lwin Michael, Simpson David
P162	Prospective medium-term comparison of ACI versus MACI for the treatment of osteochondral defects in the knee	Macmull Simon, Bayliss Lee, Jaiswal Parag, Briggs Timothy, Bentley George, Skinner John, Carrington Richard
P165	Anterior Cruciate Ligament reconstruction with artificial ligament: Of analysis and results from a series of 40 cases	Marchetti Stefano, Chiellini Fabio, Cacianti Matilde, Fascetti Angelo, Morelli Francesca, Parchi Paolo, Maltinti Marco, Becherucci Luigi, Ciapini Gianluca
P166	Does leg-length discrepancy predict low back pain and groin pain in young professional soccer players?	Mariconda Massimo, Petrosino Antonella, Piccirillo Stefano, Aprile Giuseppina, Panterli Maria Grazia, Milano Carlo
P167	The epidemiology of anterior cruciate ligament reconstruction in scotland over the last 10 years: Data from the scottish arthroplasty project	Mathews John, Keating John, Brenkel Ivan
P168	Reconstruction of the medial patellofemoral ligament using a longitudinal patellar tunnel technique – a review of twenty-five cases	Matthews Jon, Schranz Peter
P169	Material characteristics of a new synthetic scaffold plug for osteochondral defects of the knee	Melton Joel, Bray Laura, Tong Jie, Cossey Andrew
P170	Osteonecrosis in the Lateral Femoral Condyle following Core Decompression for medial condyle spontaneous osteonecrosis	Naqvi Syed, Mirza Saqeb, Gangoo Shafaat, Shannon Mark
P171	Combined posterolateral corner and pcl injuries	Nikolopoulos Dimitrios, Apostolopoulos Alexandros, Nakos Alexios, Liarokapis Spyridon, Theophanopoulos Fokion, Stefanakis George, Vassos Christos, Michos Ioannis
P172	Correlations between radiological and clinical findings after anterior cruciate ligament reconstructions	Ninkovic Srdjan, Milankov Miroslav, Savic Dragan, Stankovic Milan, Harhaji Vladimir, Radic Srdjan
P173	Transient Osteoporosis of the Knee	Núñez Pereira Susana, Minguell Monyart Joan, Castellet Feliu Enric, Joshi Jubert Naiana, Nardi-Villardaga Joan



LIST OF E-POSTERS

NR.	TITLE	AUTHORS
P174	Examining a New Technology for Meniscal Resection: Ex-vivo Experimental Investigation of High Power Low Frequency Ultrasound	O'daly Brendan, Morris Edmund, Gavin Graham, Mcguinness Garreth, O'Byrne John
P175	Fixation of Osteochondral Lesions Located in the Patellar Joint Surface	Ordueri Mehmet, Demir Bilal, Gursu Sarper, Yildirim Timur, Sahin Vedat
P176	Radial tears in the root of the posterior horn of the medial meniscus	Ozkoc Gurkan, Circi Esra, Gonc Ugur, Irgit Kaan, Pourbagher Aysin, Tandogan Reha
P181	Arthroscopic resection of Hoffa's fat pad in patients with chronic patellar tendinosis (Jumper's knee)	Pérez Caballer Antonio, Rodriguez Rey Ezequiel, De Pedro Moro Jose Antonio, Villanueva Martínez Manuel, Rios Luna Antonio, Gómez-Castresana Fernando
P182	Medial patellofemoral ligament anatomy: Implications for its surgical reconstruction	Philippot Remi, Wegrzyn Julien, Chouteau Julien, Moyen Bernard
P183	Matrix guided Autologous Chondrocyte Transplantation (MACI) is effective as second line treatment of large cartilage defects in the knee: 2-year clinical results	Pietschmann Matthias, Horng Annie, Niethammer Thomas, Pagenstert Isa, Glaser Christian, Reiser Maximilian, Jansson Volkmar, Müller Peter
P184	Arthroscopic ACL reconstruction: Quadrupled vs. triple semitendinosus tendon graft – 6 year follow-up	Suhodolcan Lovro, Pompe Borut, Drobnic Matej, Strazar Klemen, Zupanc Oskar
P185	Braking times after knee arthroscopy	Prempeh E, Purohit Neeraj, Chakravarty Emma, Georgia-Price Hannah, Kalairajah Yegappan
P187	Sensorimotor recovery after ACL reconstruction: Visual control of balance	Reininga Inge, Stevens Martin, Van Raaij Jos, Diercks Ron, Lemmink Koen
P188	Anatomic Location of Tissue Loss Resulting from Partial Medial Meniscectomy Correlates with Function and Activity Levels	Rodkey William, Briggs Karen, Steadman
P189	Injury Pattern differences in World Championship and Olympic Fencing Competition	Rodriguez Rey Ezequiel, Pérez Caballer Antonio, De Pedro Moro Jose Antonio
P190	The Enduro- Motorcyclists wrist and other overuse Injuries in competitive Enduro- Motorcyclists: A prospective study	Sabeti Manuel, Serek Markus, Pachtner Thomas, Auner Karl, Machinek Markus, Goll Alexandra
P191	The Effectiveness of two different therapy modalities in the Enduro motorcyclist's wrist: A prospective randomized sample study	Sabeti Manuel, Pieber Karin, Serek Markus, Geisler Matthias, Pourkarami Arash, Goll Alexandra, Hohenstein K, Crevenna Richard
P192	A unique technique of fixation of Patella fracture following a revision reconstruction of the Anterior Cruciate Ligament	Sahu Ajay, Konarski Alastair, Nazary Nek, Anand Sanjay, Johnson David
P193	Trampoline injuries in Suburban London- How safe are we	Sandiford Nemandra, Hotouras Alex, Rao Sudhir, Tsitskaris Konstantinos
P194	Arthroscopically Assisted Combined Anterior and Posterior Cruciate Ligament Reconstruction	Schofer Markus, Peterlein Christian, Fuchs-Winkelmann Susanne, Kortmann Horst

LIST OF E-POSTERS

NR.	TITLE	AUTHORS
P195	All-inside meniscal repair using the rapidloc device	Sen Cengiz, Asik Mehmet, Yumrukcal Feridun, Atalar Atacan, Erdil Mehmet, Taser Omer
P196	Arthroscopic Treatment of Muroid Hypertrophy of the Anterior Cruciate Ligament	Seong-Il Bin, Tae-Ho Kim, Dae-Hee Lee, Jong-Min Kim, Sang-Hoon Lee, Chang-Wan Kim
P197	Evaluation of meniscus allograft transplantation with serial MRI during the first postoperative year: Focus on graft extrusion	Seong-Il Bin, Dae-Hee Lee
P198	The "Duvet test" to diagnose medial plica syndrome of the knee: A prospective study	Shetty Vijay, Halliday Andrew
P199	Immediate post-operative pain relief after knee arthroscopy: Bupivacaine Vs bupivacaine and morphine combination. A randomised control study	Shetty Vijay
P201	Histological classification of osteochondritis dissecans of the knee	Takahashi Atsushi, Sugita Takehiko, Aizawa Toshimi, Ohnuma Masahiro, Yamada Norikazu, Miyatake Naohisa, Chiba Daisuke, Itoi Eiji
P203	 Diagnostic validity of ultrasound examination of knee in the patients with acute injury of anterior cruciate ligaments	Timotijevic Sladjan, Vukasinovic Zoran, Bascarevic Zoran, Novakovic Vladan
P204	Factors that effected the return to sports activity after ACL double bundle reconstruction	Tomihara Tomohiro, Shimada Nagakazu, Yoshida Gen, Kaneda Kunikazu, Matsuura Takeshi, Satake Shinji, Ohashi Hirotsugu
P205	Meniscal repair with all-inside technique	Tsarouhas Alexandros, Iosifidis Michael, Kotzamitelos Dimitrios, Chrysanthou Chrysanthos, Georgopoulos Stratos, Traios Stavros, Giantsis Giorgos
P209	Comparative prospective study on viable vs. deep-frozen meniscal allografts: Clinical and radiological results at 2 years	Verdonk Peter, Van Der Maas Jaap, Almqvist Fredrik, Verdonk René
P210	A correlation of time with meniscal tears in anterior cruciate ligament deficiency: Stratifying the risk of surgical delay	Verma Rajeev, Tayton Edward, Higgins Bernard, Gosal Harminder
P211	Repeat Revision of Anterior Cruciate Ligament Reconstruction: A Retrospective Review of Management and Outcome of 10 Patients with an Average 3-Year Follow-Up	Wegrzyn Julien, Chouteau Julien, Philippot Rémi, Fessy Michel-Henri, Moyen Bernard
P213	 Reproducibility of radiographic measurement of tibial meniscus insertion areas	Wilmes Philippe, Lorbach Olaf, Weth Christian, Kohn Dieter, Seil Romain
P214	Are there any gender differences in gait pattern following physiotherapy after cartilage surgery on the load-bearing surface of the knee joint?	Winiarski Slawomir, Czamara Andrzej, Kentel Maciej, Wodzislowski Wojciech
P217	Long- term Results of Cementless Threaded Cups in Total Hip Arthroplasty	Ababneh Mahmoud



Selected candidate for the Jacques Duparc Award

LIST OF E-POSTERS

NR.	TITLE	AUTHORS
P218	Osteonecrosis and osteoarthritis Outcomes after Metal-on-Metal Hip Resurfacing	Abbasian Mohammad Reza, Madadi Firooz, Aalami Armin, Kazemi Seyyed Morteza, Rahimi Foad
P219	Intra prosthetic dislocation: A specific complication of dual mobility implants	Adam Philippe, Ehlinger Matthieu, Philippot R, Fessy Michel-Henri, Farizon Frederic
P220	Simultaneous bilateral hip replacement reveals superior outcome and fewer complications than two-staged procedures: A study including 1256 patients and 3941 followups	Aghayev Emin, Beck Andreas, Dietrich Daniel, Orljanski Weniamin, Schabus Rudolf, Staub Lukas, Roeder Christoph
P222	Lateral positioning of patients in hip arthroplasty made easy: The natal cleft sign	Al Hussainy Haydar, Panezai Jameel
P224	Functional and clinical outcome following alumina ceramic total hip replacement. Three to seven years follow-up study	Alnaib Mustafa, Bhaskar Deepu, Kashyap Shankar
P225	Is postoperative periprosthetic bone remodeling in cases using cementless femoral components predictable by preoperative planning using CT-based 3D templating system?	Ando Tomonari, Kabata Tamon, Maeda Toru, Taga , Murao Tadashi, Yoshida Hironori, Tanaka Kazunori, Kajino Yoshitomo, Tomita Katsuro
P226	Accuracy and reproducibility of templating uncemented total hip arthroplasty with digital radiography and traumcad software	Anil Kumar Panamoottil, Kirmani Sayyied, Humberg Heika, Kavarthapu Venu, Li Pls
P227	Total hip arthroplasty in young patients. 10 to 17 Years results using fin arthroplasty	Annaratone Giovanni, Rivera Fabrizio
P229	Periprosthetic stress femoral neck fracture after resurfacing total hip arthroplasty: A report of 3 cases	Arlettaz Yvan, Leduy Xavier, Marbach Francesco
P230	Acetabular Defects in Hip Revision Arthroplasty – Problems and Chances	Ascherl Rudolf, Gradinger Reiner
P232	Reduced Wear of Highly Crosslinked Polyethylene Compared to Conventional Acetabular Liners in Young Total Hip Replacement Patients: A Radiostereometric Analysis Study	Ayers David, Drew Jacob, Hays Peyton, Eskander Mark, Osuch Daniel, Mcphee Erika, Bragdon Charles, Malchau Henrik
P233	Early Micromotion of a Tapered Femoral Stem in Cementless Total Hip Replacement	Ayers David, Drew Jacob, Hays Peyton, Eskander Mark, Osuch Daniel, Mcphee Erika, Bragdon Charles, Malchau Henrik
P234	7-year follow-up results from a retrospective study of surgical hip dislocation after FAI	Azizbaig Mohajer Mohammad, Tschauner Christian, Ruzicka Vaclav, Graf Reinhard
P235	3 years experience and retrospective follow-up study of ceramic on ceramic couple with 36 mm diameter in THA	Azizbaig Mohajer Mohammad, Tschauner Christian, Ruzicka Vaclav, Graf Reinhard
P237	Revision THA in Congenital Hip Disease	Babis George, Sakellariou Vassilios, Kontovazenitis Panayiotis, Tsididakis Haridimos, Starantzis Konstantinos, Soucacos Panayiotis, Hartofilakidis George

LIST OF E-POSTERS

NR.	TITLE	AUTHORS
P238	The Hydroxyapatite coated ABG I Total hip replacement. Survival analysis at 13-17 years	Baker Paul, Chuter Graham, Port Andrew, Mcurtry Ian
P239	Hip resurfacing for ankylosing spondylitis	Balasubramanian Ganapathy Gounder
P240	Conversion of austin moore hemiarthroplasty to total hip replacement-13 years experience at a district hospital	Bansal Mohit, Ghosh Sabhyasachi, Biswas Satya, Bhagat Shaishav
P244	Numerical investigations on the strain-adaptive bone remodelling in the periprosthetic femur: Influence of the loading situations	Behrens Bernd, Bougoucha Anas, Nolte Ingo, Wefstaedt Patrick, Stukenborg-Colsman Christina
P245	The use of the first generation Burch-Schneider reinforcement cage in complex acetabular defects in prosthetic surgery of the hip: Our series and our suggestions	Bellotti Vittorio, Cozzolino Andrea, Marinò Domenico
P248	Management of severe acetabular defects using a stemmed acetabular component: A CT-controlled study on 32 patients	Berger Christian, Klein Gerhard, Engel Alfred
P249	A Prospective Cohort of Hip Resurface Arthroplasty	Bergeron Stephane, Debiparshad Kevin, Zukor David, Antoniou John
P250	Metal on metal bearing hip arthroplasty with big femoral head: An opened prospective study of 101 cases	Berton Charles, Girard Julien, Soenen Marc, Krantz Nicolas, Migaud Henri
P253	Computer assisted uncemented cup placement in hip arthroplasty – 4 years follow up	Bhattacharyya Mayukh, Gerber Bruno
P254	Total hip arthroplasty in patients with Crowe 3 or 4 through the modified lateral approach compared with arthroplasty through direct lateral approach in patients with Crowe 1 or 2 – new surgical technique improves outcome	Bicanic Goran, Aljinovic Ana, Delimar Domagoj
P255	Influence of the proximal or lateral placement of the acetabular cup on the hip load increase in hip arthroplasty – every millimeter counts	Bicanic Goran, Delimar Domagoj, Pecina Marko
P260	Cemented acetabular allografting revision: Reasons for failure in 249 patients followed for a mean of 6.5 years	Bobak Peter, Tsiridis Eleftherios, Kay Peter, Purbach Bp, Wroblewski Bm
P261	Total hip arthroplasty in patients younger than 30 years old	Bocquet Donatien, Girard Julien, Fron Damien, Bonnomet Francois, Glorion Christophe, Migaud Henri
P263	Does hip arthroscopy improve quality of life?	Boldt Jens, Witschger Pierre
P265	Total hip arthroplasty as treatment for coxarthrosis secondary to tuberculosis osteoarthritis of the hip – Critical cases report	Botez Paul, Cretu Aurora, Barbarosie Constantin, Sirbu Paul
P266	Primary prosthesis in hip revision arthroplasty	Botez Paul, Barbarosie Constantin, Cretu Aurora, Nitescu Adriana, Sirbu Paul



Selected candidate for the Jacques Duparc Award

LIST OF E-POSTERS

NR.	TITLE	AUTHORS
P267	Minimum 2 years follow-up for metal on metal THP revisions using Delta alumina sleeved heads	Boyer Patrick, Lazennec Jean-Yves, Sari Ali El Hadi, Catonné Yves
P269	Effect of In Vivo Damage of Oxinium Femoral Heads on the Wear of Highly Crosslinked Polyethylene	Bragdon Charles, Wannomae Keith, Lozynsky Andy, Micheli Brad, Malchau Henrik
P270	First experiences and clinical results with a new nanocrystalline dispersion ceramic in vivo	Brandenberger Daniel, Jovanovic Milan, Ranke Thomas-Peter, Ilchmann Thomas
P271	The threaded biconical cup in revision hip surgery: Minimum 10-year results	Brenner Matthias, Steindl Martin, Ritschl Peter, Zweymüller Karl
P272	What are the differences between a Hip Resurfacing and a Total Hip Replacement? The public and non-orthopaedic medical professionals impressions	Brewster Mark, Chaudhry Fouad, Spencer Neil, Galt Eleanor, O'Dwyer Kevin
P273	New system for acetabular coating component associated with the use of large femoral heads in total hip arthroplasty. Clinical and radiological short term results	Anta Díaz B, Serralta Gomis J, Gimenez Ronda A
P274	A cadaveric study of a slot technique to improve femoral cementation during hip resurfacing arthroplasty	Brooks Richard, Hu Xiao, Rigby Michael, Ivory John, Tuke Mike
P275	Review of HA Ceramic Coated Hip Implants: A Clinical and Radiological Evaluation with Maximal Follow-up of 20 Years	Buchanan James, Goodfellow Sally
P276	Variability of X-ray magnification and accuracy of preoperative templating in total hip replacement	Bucknill Andrew, Cheang Wai, Campton Luke
P277	How reliable is the safe zone of hardinge approach for superior gluteal nerve?	Bulbul Murat, Ayanoglu Semih, Oztürk Kahraman, Imren Yunus, Esenyel Cem, Gürbüz Hakan
P278	Who should not undergone total hip arthroplasty through hardinge approach?	Bulbul Murat, Ayanoglu Semih, Esenyel Cem, Gürkan Volkan, Oztürk Kahraman, Gürbüz Hakan
P279	Hip Arthroscopic Repair of Articular Cartilage Delamination using Fibrin adhesive	Bunn Jonathan, Villar Richard
P280	Mid-term results of the Ultima metal-on-metal bearing in total hip replacement	Bunn Jonathan, Bardakos Nikolaos, Villar Richard
P281	Evaluation of Summit uncemented femoral stem at mid-term follow-up: A multidisciplinary approach	Buratti Carlo
P282	Arthroscopy in the managing of extra-articular sources of pain in the hip	Cabrita Henrique, Gurgel Henrique, Teochi Luiz
P283	Hip arthroscopy in 40 Hip replacements	Cabrita Henrique, Gurgel Henrique
P284	Comparison of serum TGF-B1 levels in patients who have been performed resurfacing hip arthroplasty and total cementless hip arthroplasty	Caki Halit, Kaygusuz Mehmet, Korkmaz Özgür, Abul Kadir
P285	Comparison of imaging modalities in diagnosis of femoro-acetabular impingement	Campton Luke, Yam Tom, Desteiger Richard, Robertson Patsy, Bucknill Andrew, Thomas Luke

LIST OF E-POSTERS

NR.	TITLE	AUTHORS
P286	Radiological Evaluation of the Cementless Total Hip Arthroplasty with Acetabular Bulk-Bone Grafting for Osteoarthritis due to Acetabular Dysplasia	Chiba Daisuke, Yamada Norikazu, Tanaka M, Ohnuma , Fujii Genji, Sugita Takehiko, Itoi Eiji
P287	The Fate of Rough Blasted Cemented Femoral Stem in Second generation Of The Metal On Metal Total Hip Arthroplasty-EPMA and BTE Studies For Retrieval Stem-	Park Myung Sik, Cho Hong Man, Lee Soo Kyung
P288	Total hip revision arthroplasty using Modular cementless femoral stem	Park Myung Sik, Cho Hong Man, Jeong Woo Cheul
P289	Does large femoral head reduce the risks of impingement in total hip arthroplasty with optimal and non-optimal cup positioning?	Cinotti Gianluca, Ferrari Emiliano, Luciola Niccolo', Ripani F, Cassese Ferdinando, Calderoli Carlo, Malagoli Andrea
P291	Migration pattern of a non-cemented fully hydroxyapatite coated femoral component in total hip arthroplasty: A prospective follow-up study of 219 cases	Clauss Martin, Van Der Straeten Catherine, Goossens Marc
P292	ABG II total hip arthroplasty: New technique for femoral spongy bone compaction	Clerici Bagozzi Federico, D-Imperio Fernando, De Biase Carlo Felice, Incarbone Luca, Carfagni Alfredo
P293	Arthroscopic treatment of CAM type femoroacetabular impingement. Favorable initial results	Comba Fernando, Rial Pedro, Buttaro Martin, Piccaluga Francisco
P294	Revision total hip replacement using the S-ROM femoral component	Comba Fernando, Buttaro Martin, Piccaluga Francisco
P295	Therapeutic embolization for postoperative sustained bleeding after revision total hip arthroplasty	Comba Fernando, Buttaro Martin, Piccaluga Francisco
P296	Polyethylene wear in metal-backed acetabular cups of the Cementless CLS Spotorno hip prosthesis: Radiological evaluation	Corte Real João, Cabral Rui
P297	How Can We Significantly Change the Biomechanics of the Surface Replaced Proximal Femur?	Corten Kristoff, Bartels Ward, Molenaers Guy, Vander Sloten Jos, Broos Paul, Bellemans Johan, Simon Jean-Pierre
P299	Periprosthetic Femur Fractures with a Well Fixed Stem Treated with a Lateral Plate and Cable Construct	Corten Kristoff, Vanrykel Filip, Nijs Stefaan, Reynders Peter, Sermon An, Vanderschot Paul, Bellemans Johan, Simon Jean-Pierre, Broos Paul
P300	Reconstruction of Femoral Hip Biomechanics with Surface Replacement Arthroplasty	Corten Kristoff, Bartels Ward, Molenaers Guy, Vander Sloten Jos, Broos Paul, Bellemans Johan, Simon Jean-Pierre
P301 	Reconstruction of Acetabular Hip Biomechanics with Surface Replacement Arthroplasty	Corten Kristoff, Bartels Ward, Molenaers Guy, Vander Sloten Jos, Broos Paul, Bellemans Johan, Simon Jean-Pierre



Selected candidate for the Jacques Duparc Award

LIST OF E-POSTERS

NR.	TITLE	AUTHORS
P302	Femoral approach for THR in DDH, in high dislocated hips, comparisons between two surgical techniques	Cristea Stefan, Popescu Mihai, Predescu Vlad, Prundeanu Andrei, Groseanu Florin, Georgeanu Vlad, Antonescu Dinu
P303	Reconstruction of the rotation centre of the hip after impacted allograft and cemented all-polyethylene cup in acetabular revision surgery	Cruz-Pardos Ana, Garcia-Rey Eduardo, Ortega-Chamarro Jose, Garcia-Cimbrello Eduardo
P304	An Audit of Patient Satisfaction with Primary Hip Resurfacing in Cappagh National Orthopaedic Hospital using the Joint Registry	Cummins Fionnan, Kenny Paddy, Egan Ciara
P305	Step Activity Monitoring of Hip Resurfacing Patients at Various Stages of follow-up	Daniel Jasper, Kamali Amir, Ziaee Hena, Mcminn Derek
P306	Hydroxyapatite Coated Chrome Cobalt Acetabular Cups: 5-10 Year Results of a Prospective Study	Dawson-Bowling Sebastian, Oliver Matthew, Findlay Iain, Hogan Emma, Hinves Barry
P307	Modular prosthesis as a salvage procedure for large defects of the proximal femur in the elderly patients	De Biase Pietro, Campanacci Domenico, Beltrami Giovanni, Scoccianti Guido, Cuomo Pierluigi, Ippolito Massimiliano, Capanna Rodolfo
P308	175 cemented polyethylene cups in 130 patients under 40 years of age, a 2-18 years follow-up study	De Kam Daniël, Gardeniers Jean, Hendriks Jan, Veth Rene, Schreurs Willem
P309	A 3-year RSA Study of the C-Stem Femoral Component	Derbyshire Brian, Kay Peter, Porter Martyn
P310	Catastrophic failure of metal heads in revision total hip arthroplasty done for ceramic fractures	Desai Aravind, Nagai Hajmie, Ramankutty Sreekumar, Ng Aaron, Kay Peter
P311	Revision total hip arthroplasty – massive acetabular bone loss: Our experiences	Dolinar Drago, Simnic Ladislav, Kocjancic Bostjan
P312	Short term functional outcome after primary total hip arthroplasty and hemiarthroplasty	Dominguez Miguel, Solís José María, Luque Víctor, Campos Maria Teresa, Quiles Manuel
P313	Preliminary results of 29 primary total hip arthroplasty with an ultra short stem without diphyseal stem	Dupuy Francois-Régis, Massin Philippe, Aebi Jürg
P314	 Quality of life indicators and radiological outcomes with the Exeter femoral stem: Does it matter who does the surgery?	Egan Ciara, Cummins Fionnan, Connor Philip, Glynn Aaron, Kenny Patrick
P315	Treatment of osteonecrosis of the femoral head using autologous stem cells	Egermann Marcus, Suda Arnold, Ewerbeck Volker, Kasten Philip
P316	Periprosthetic femoral fracture treated with locking compression plating. A prospective study of 35 continuous cases with a mean follow up of 25 months	Ehlinger Matthieu, Adam Philippe, Simon Patrick, Bonnomet Francois
P317	Changes in haemoglobin concentrations versus intraoperative and postoperative (drain) blood loss in primary total hip replacement	Elsaka Ahmed, Gehad Mohammed, Tajchner Lukas, MCGOWN , Tobbia Iqdam, Bennett Derek
P318	Experience of hip resurfacing from A District General Hospital – Intermediate term results	Farook Mohamed, Hameed Shianne, Empson Rebecca, Khaleel Arshad

LIST OF E-POSTERS

NR.	TITLE	AUTHORS
P319	Is screw fixation an adequate method to reduce pediatric fractures of the femoral neck?	Ferlic Peter, Eberl Robert, Singer Georg, Hoellwarth Michael
P322	Retentive acetabular cup for total hip arthroplasty in patients at risk for dislocation	Filippini P, Hernigou Philippe
P323	Particular indications in hip resurfacing arthroplasty – a mid-term review of selected cases	Firica Andrei, Niculescu Marius, Negrusoiu Mihai, Firica Daniela, Magurean Mihai
P324	sporting and physical activity following hip resurfacing	Jagodzinski Nikolas, Killampalli Vijay, Kundra Rakesh, Fisher Noel, Mathur Keshav
P325	Follow-up after treatment of femoral head necrosis using avascular necrosis rod	Floerkemeier Thilo, Thorey Fritz, Lerch Matthias, Von Lewinski Gabriela, Windhagen Henning
P326	Is Valgus Displacement Osteotomy or bone Grafting necessary in the joint preserving Therapy of Femour Neck Pseudarthrosis	Friedl Wilhelm, Renner Christian
P327	Total Femur Prosthesis in Revision Hip and Knee Arthroplasty. Functional Results	Friesecke Christian
P329	Clinical course and Quality of life following osteochondroplasty for femoroacetabular impingement – early results from a district general hospital	Gangoo Shafaat, Spencer Robert
P330	Outcome of a hemispherical porous-coated acetabular cup. A 12-15 year follow-up study	Garcia-Rey Eduardo, Garcia-Cimbrelo Eduardo, Cordero-Ampuero José
P331	Acetabular reconstruction and stability of oblong cups in revision surgery	Garcia-Rey Eduardo, Fernandez-Fernandez Ricardo, Garcia-Cimbrelo Eduardo
P332	Reasons for Operative Delay of Femoral Neck Fractures at a University Hospital	Gaskin Julian, Wharton Royston, Zolczer Laszlo
P333	Effect of cementless acetabular component orientation, position and containment in total hip arthroplasty for congenital hip disease	Georgiades George, Babis George, Kourlaba Georgia, Hartofilakidis George
P334	Charnley low friction arthroplasty in young patients with osteoarthritis. A follow-up study at 22 to 34 years	Georgiades George, Babis George, Kourlaba George, Hartofilakidis George
P335	Implant positioning in hip resurfacing surgery: Clinical reproducibility of the preoperative planning	Georis Pierre, Pellegrini Nicolas, Gillet Philippe
P336	Preliminary assessment of Summit® stem subsidence and Pinnacle® cup migration: A short-term study of 56 THA	Georis Pierre, Thirion Thierry, Gillet Philippe
P337	Aseptic femoral component loosening in THA. A case control study of patient related risk factors	Gergely Istvan, Pop Sorin, Russu Octav, Nagy Ors
P338	Results of Two Methods of Femoral Shortening Osteotomy in Hip Arthroplasty for High Riding Developmental Dysplasia of the Hip	Ghazavi Mohammad Taghi, Abolghasemian Mansour
P340	Hamstring Enthesopathy	Ghosh Subhajit, Mcgregor Catrina, Maffulli Nicola



Selected candidate for the Jacques Duparc Award

LIST OF E-POSTERS

NR.	TITLE	AUTHORS
P341	Late dislocation after total hip replacement	Giannakopoulos Andreas, Kalos Stephanos, Nikolopoulos Ioannis, Verikokakis Alexios, Skouteris Dimitrios, Kassianos George, Skouteris George
P342	Is hip resurfacing a viable alternative to total hip replacement in severe femoral head deficiencies?	Giannini Sandro, Moroni Antonio, Faldini Cesare, Romagnoli Matteo, Grandi Gianluca, Cadossi Matteo, Chiarello Eugenio
P343	Bone Remodeling of a Hip Resurfacing Implant: A Comparison of Cemented Versus Cementless Fixation	Gillies Ronald, Hogg Michael, Dabirrahmani Danè, Appleyard Richard
P344	8-year follow-up after cementless hip arthroplasty with a second generation spongy metal total hip replacement	Gollwitzer Hans, Gradinger Reiner, Horn Carsten, Rudert Maximilian, Gerdesmeyer Ludger
P345	Different designs of polished, collarless tapered stems influence the in vitro behaviour of cemented femoral hip implants	Gomes Luiz, Griza Sandro, Cervieri André, Strohaecker Telmo
P346	Hip Fracture Surgery: An audit of blood product usage	Goonewardene Sanchia, Mangat Karanjit, Sargeant Ian, Porter Keith
P347	Medium-term follow-up of the SL-Plus uncemented femoral component	Grant Oliver, Kashif Al-Ghita Fadhil, Hoskinson Simon
P348	 Gender differences in proximal femur morphology of the Elderly	Grimm Bernd, Heyligers Ide
P349	Patient-Reported Outcome Following Metal-On-Metal Resurfacing Of The Hip And Total Hip Replacement	Hall David, Srikantharajah Delukshan, Anakwe Raymond, Gaston Paul, Howie Colin
P351	Impingement and noise after a cementless metal-on-metal total hip arthroplasty	Haraguchi Keiji, Tsutsumi Shingo, Sugama Ryou, Mizokawa Shigekazu, Miki Hidechika, Kobayashi Akio, Fujiwara Keiju
P352	Assessment of the quality of life and coping of coxarthrosis patients before and six months after hip arthroplasty	Haviko Tiit, Järveots Marika
P353	Metal Ion Levels Correlate with Contact Stresses in Metal on Metal Hip Resurfacing Arthroplasty	Heisel Christian, Mangla Jimmi, Menge Michael, Martell John, Suda Arnold
P354	Complications after Modified Chiari Pelvic Osteotomy for Secondary Osteoarthritis in the Hip	Higuchi Fujio, Shimoyama Tokiko, Suzuki Ritsu, Nakama Kenjiro, Gotoh Masafumi
P355	Long-term outcome of Charnley total hip arthroplasty using first- to third- generation cementing techniques	Hirose Shiro, Sato Keiji, Otsuka Hiromi, Morishima Takkan, Sawai Kazuhiko
P356	Flexible curved drill for refixation of the greater trochanter in MIS	Hoigné Dominik, Nolte Lutz
P357	The management of congenital high hip dislocation in adult patients – an operative challenge	Holinka Johannes, Pfeiffer Martin, Lass Richard, Kubista Bernd, Kotz Rainer, Giurea Alexander

LIST OF E-POSTERS

NR.	TITLE	AUTHORS
P358	Nursing intervention by telephone support and counselling of patients aged 65 and over after total hip replacement improves health status: A randomised clinical trial	Hordam B, Soballe Professor Kjeld
P359	Prevalence of hip pain and hip osteoarthritis in a representative hungarian sample of 10 000 people	Horváth Gábor, Than Péter, Koroknai Gabriella, Illés Tamás
P360	Pelvic support osteotomy	Hosny Gamal
P361	Mental distress and functional outcome before and after primary hip replacement – a multi-centre prospective cohort analysis	Hossain Munier, Parfitt Dan, Beard David
P362	Results of conservative treatment following hip fracture compared to surgical intervention	Hossain Munier, Neelapala Venkat, Andrew Glynne
P364	Design parameters influencing the failure mechanism of neck- stem coupling in modular hip prosthesis	Huber Wolfgang, Beer Rudolf, Kodvanj Jnaos
P365	Reconstruction by graft and a special reinforcement ring in severe aseptic acetabular loosening	Huszar Codrin, Nicolescu Mihai, Ojoga Liviu, Vulpe Eugen, Dragomir Razvan, Dima Adrian
P366	20 years of experience with the titanium coated RM acetabular component in patients with developmental dysplasia	Ihle Martin, Mai Sabine, Siebert Werner
P367	Total hip replacement in chronic unreduced fracture-dislocation of hips	Ilyas Imran, Rabbani Samar
P368	Total hip replacement in sickle cell disease. 'A long term follow-up'	Ilyas Imran, Rabiah Anwar, Moreau Paaul
P369	The Use of Burch-Schneider rings in complex acetabular revisions	Ilyas Imran, Rabbani Samar
P370	Primary total hip arthroplasty with impaction bone grafting for dysplastic hip	Iwase Toshiki, Masui Tetsuo, Kouyama Atsushi
P371	Clinical and roentgenological outcome of XLPE-Al2O3 tribological pairing in a cementless modular total hip system	Jäger Marcus, Behringer Michael, Zilkens Christoph, Krauspe Rüdiger
P372	Comparison of Trochanteric Osteotomy with Posterior Approach with Regards to Femoral Stem Alignment in Primary Total Hip Replacement. Does the Approach Make Any Difference?	Jain Dhavalakumar, Subramanian Shivaraman, Hemmady Mukesh, Hodgkinson John
P373	Intrarater and Interrater Reliability of the Socket Version Marker in Total Hip Replacement	Jain Dhavalakumar, Badge Ravi, Bansal R, Hemmady Mukesh, Gambhir Anil
P374	Poor economicaly situation as one of factors for change of indication for total hip replacement	Jakovljevic Aleksandar, Grubor Predrag, Domuzin Marinko, Maran Milorad, Bojic Nikola, Kalacun Dario, Nuic Jadranka, Bilbija Simo



LIST OF E-POSTERS

NR.	TITLE	AUTHORS
P375	A Comparison Between Hip Analysis Suite and Polyware Auto of In Vivo Wear Measurement of Highly Cross-linked Polyethylene	Jarrett Bryan, Zurakowski David, Greene Meridith, Pitcairn Stephen, Malchau Henrik, Bragdon Charles
P376	Isokinetic and isometric muscle strength recovery after total hip arthroplasty implanted by direct anterior approach	Jayankura Marc, Roty Marine, Potaznik Alain, Rooze Marcel, Cermak Katia, Remy Pascal, Gillard Bruno, Biltiau Nathalie, Schuind Frédéric
P377	Design rationale for a large diameter ceramic on ceramic hip bearing	Jeffers Jonathan, Roques Anne, Wilson Katherine, Taylor Andy, Tuke Mike
P378	Recovery of maximal lower limb strength in 40 – 65 year old patients following THR	Jensen Carsten, Aagaard Per, Overgaard Soren
P379	Arthroscopic Treatment of Femoro-acetabular Impingement (FAI) – Surgical Technique and Results	Jerosch Jörg, Schunck Jochem, Saad Mohamed
P380	Early results and differences in clinical outcome of 32 and 36mm ceramic on ceramic articulation	Jovanovic Milan, Warzecha Christian, Hoffmann Frank, Muschik Michael
P381	The anterolateral mis approach in supine position forTHR – What is the key for success?	Junk-Jantsch Sabine, Pflüger Gerald, Bonomo Johannes
P382	Analysis of survivorship and fixation of cad-cam femoral stems in revision total hip arthroplasty at 10 years	Kabir Chindu, Sandiford Nemandra, Muirhead Richard, Muirhead-Allwood Sarah
P383	Cementless Total Hip Arthroplasty with Bulk Femoral Autograft for Acetabular Reconstruction	Kajiwara Toshihisa, Hachiya Masashi, Satoh Masaaki, Kawahara Yoshikazu, Murata Atsushi, Yamada Katsuhisa, Atsumi Takashi
P384	Validity of the ischial spine sign for detection of acetabular retroversion with suboptimally oriented pelves	Kakaty Diganta, Fischer Andreas, Siebenrock Klaus, Tannast Moritz
P385	Randomised Controlled Trial comparing the metal-on-metal articulation with the metal-on-polyethylene articulation in THA	Kakwani Rajeshkumar, Wainwright Chris, Kashyap Shankar, Mishra Deepak, Nanu , Roysam
P386	The medium term results of radial impaction bone grafting for femoral deficiencies in Revision THR	Kakwani Rajeshkumar, Tawari Gautam, Saqib , Kashyap Shankar
P387	Medium term results of alumina ceramic total hip replacement	Kakwani Rajeshkumar, Tawari Gautam, Mishra Deepak, Kashyap Shankar
P388	The Role of Transverse Acetabular Ligament for Cup Orientation in THR: Analysis of Acetabular Cup Position and Range-of-Motion	Kalteis Thomas, Renkawitz Tobias, Grifka Joachim, Sendtner Ernst
P389	HAC coated JRI bipolar hemiarthroplasty for fracture neck of femur – multifactorial association with periprosthetic fractures in the perioperative period	Kamal Tamer, Southgate Crispin, Chatterton Mark
P390	The Effect of CoCr Microstructure on Wear of Metal on Metal Hip Joints Under Physiologically Relevant Test Conditions	Kamali Amir, Hussain Azad, Li Chenxi, Pamu Joseph, Daniel Jasper

LIST OF E-POSTERS

NR.	TITLE	AUTHORS
P391	Anatomical diameter metal bearings in THR	Kamat Yogeesh, Al Nageim Haydar, Cobb Andrew
P392	The utility of pre-operative CT based surgical planning in THA using Zweymuller stem for dysplastic hip	Kamikawa Koya, Toyone Tomoaki, Matsumoto Nobuhiro, Wada Yuichi
P393	A Nationwide Epidemiologic Analysis of Osteonecrosis of the Femoral Head in Korea	Kang Joon Soon, Rhyu Kee Hyung, Jung , Song Joo Hyoun, Cho Hong Man, Moon Kang Joon, Park Seungrim, Choi
P397	Dose the lateral decubitus position influence acetabular cup orientation?	Kido Kenji, Matsushima Toshihiro, Wakisaka Atsuhiko, Tanaka Hiroshi
P400	Midterm Survival of a Multi-Liner Acetabular Cup: 1593 Consecutive Total Hip Replacements	Kindsfater Kirk, Barrett William, Dowd James, Zovkic Vesna, Southworth Carleton
P401	Effectiveness of a Stay Suture Technique for Closure of Incised Gluteus Medius during a Total Hip Arthroplasty	Kirmani Sayyied, Anil Kumar Panamoottil, Elias David, Kavarthapu Venu, Li Pls
P402	Pseudotumours: A new name for already pre-existing pathology, prior to metal-on-metal replacement	Kirubanandan Ravisankar, Sandhu Harvey, Rajagopalan Senthilvelan
P403	Dynamic motion analysis of acetabular labrum with cine magnetic resonance imaging	Kishida Shunji, Harada Yoshitada, Yamamoto Shinji, Nakajima Takayuki, Nakamura Junichi, Kotani Toshiaki, Takahashi Kazuhisa
P404	Preoperative digital templating of birmingham hip resurfacing	Konan Sujith, Rayan Faizal, Meermans Geert, Guerts Jan, Haddad Fares
P405	How accurate is image-free computer navigation for hip resurfacing arthroplasty? An anatomic investigation	König Dietmar, Nessler Jochen, Meyer Carsten, Schild Hans, Koebke Jürgen, Schnurr Christoph
P409	Outcomes of Modified Chiari Pelvic Osteotomy in Patients More Than 55 Years of Age	Kumagai Masaru, Okawa Takahiro, Kume Shinichirou, Nagata Kensei, Inoue Akio
P410	A survey of trainee preference to the Hardinge approach to the hip	Kumar Shyam, Wong Shaun, Andrew Glynn
P411	One-stage bilateral simultaneous uncemented hip arthroplasty for dysplastic osteoarthritis	Kusaba Atsushi, Nagase Kiyohiro, Kondo Saiji, Munakata Yutaro, Kan Naoki, Kuroki Yoshikatsu
P415	Total Hip Replacement Dislocation: A Comparative Study between 32mm and 28mm Femoral Head Diameter	Lara Joaquin, Nunez Alvaro, Mella Claudio, Sanchez Cristobal, Undurraga Ramon, Valderrama Juan, Rebolledo Jorge, Parodi Dante, Moya Luis
P416	Coxarthrosis and Acetabular Protrusio. Treatment with Bone Graft and Non-cemented acetabular component with Hydroxyapatite	Lara Joaquin, Nunez Alvaro, Mella Claudio, Sanchez Cristobal, Undurraga Ramon, Valderrama Juan, Rebolledo Jorge, Parodi Dante, Moya Luis
P417	First experiences using navigation in total hip arthroplasty with the cementless Alloclassic Zweymüller system	Lass Richard, Holinka Johannes, Pfeiffer Martin, Kubista Bernd, Kotz Rainer, Giurea Alexander



Selected candidate for the Jacques Duparc Award

LIST OF E-POSTERS

NR.	TITLE	AUTHORS
P419	Biomechanical reconstruction of the hip: 28mm THA vs. large diameter head THA vs. hip resurfacing	Lavigne Martin, Payam Farahnia, Ganapathi Muthu, Vendittoli Pascal
P420	A large diameter head metal-metal THA releases a significantly greater amount of metal ion compared to hip resurfacing	Lavigne Martin, Ganapathi Muthu, Vendittoli Pascal
P421	Residual groin pain and discomfort 2 years after metal on metal 28mm THA, large diameter head THA and hip resurfacing	Lavigne Martin, Ganapathi Muthu, Vendittoli Pascal
P422	THP revision using anterieur approach in lateral position: Prospective feasibility evaluation	Lazennec Jean-Yves, Sariali Hedi, Boyer Patrick, Rangel Alfonso, Catonné Yves
P423	The Use Of A Conservative Femoral Implant To Resolve Specific Surgical Challenges At Total Hip Arthroplasty	Learmonth Ian, Santori Francesco, Valverde Carlos
P424	The place of conservative femoral prostheses in the treatment of avascular necrosis of the femoral head	Learmonth Ian, Santori Francesco, Grifka Joachim, Valverde Carlos
P425	Metal-ion levels in intraarticular fluids in metal on metal (MoM) total hip arthroplasties	Legenstein Robert, Huber Wolfgang, Baumgartner Markus, Bösch Peter
P426	The Impact of Excessive Seating Forces of a Cementless Femoral Component in Hip Resurfacing Arthroplasty on the Femoral Head – A Cadaver Study Using MycroCT Analysis	Lerch Matthias, Hurschler Christof, Von Der Höh Nina, Meyer-Lindenberg Andrea, Windhagen Henning, Von Lewinski Gabriela, Thorey Fritz
P428	Prospective randomized trial comparing alumina ceramic-on-ceramic with ceramic-on-conventional polyethylene bearings in total hip arthroplasty. Up to 10 years follow-up in patients under age 60	Lewis Pete, Albelooshi Ali, Olsen Michael, Schemitsch Emil, Waddell James
P429	Total hip replacement surgery utilizing the echelon primary femoral stem	Lewis Pete, Olsen Michael, Schemitsch Emil, Waddell James
P430	Skin closure after total hip replacementA randomised controlled trial of tissue adhesive versus surgical staples	Livesey Christine, Wyld Vikki, Descamps Stéphane, Estela Catalina, Bannister Gordon, Learmonth Ian, Blom Ashley
P431	Prediction factors for implant stability in cementless hip arthroplasties	Lupescu Olivera, Nagea Mihail, Patru Cristina, Lupescu Doriana, Nagea Vlad, Vasilache Cornelia
P433	Arthroscopic hip surgery – our indications and short to medium term results	Maheshwari Rajan, Sabboubeh Adel, Madan Sanjeev
P434	Results of a bone preserving cementless straight hip stem A prospective study with a minimum follow-up of 5 years	Mainard Didier, Galois Laurent, Valentin Stephanie, Diligent Jerome, Choufani Elie, Martellotto Alice
P437	Hip flexion after birmingham hip resurfacing role of cup anteversion, femoral head-neck offset and head-neck ratio	Malviya Ajay, Lingard Elizabeth, Malik Atul, Bowman Russell, Holland Jim

LIST OF E-POSTERS

NR.	TITLE	AUTHORS
P438	Hip replacement: Analysis of the interregional mobility in Italy	Manno Valerio, Torre Marina, Romanini Emilio, Masciocchi Mascia, Baglio Giovanni, Conti Susanna
P441	Total Hip Arthroplasty (THA) Improves Gait Analysis Results in Patients with Severe Dysplastic Hip	Marangoz Salih, Atilla Bülent, Gök Haydar, Tokgözoğlu Mazhar, Yavuzer Günes, Alpaslan Mümtaz
P442	Minimal 6 years follow-up of a lateralized cemented stem: A prospective analysis of 94 cases	Marchetti Emmanuel, Girard Julien, Bachour Falah, Combes Antoine, Migaud Henri
P443	Could we do a preoperative planning in femoroacetabular impingement?	Marín-Peña Oliver, Ribas Manuel, Acosta Jose, Larrainzar Ricardo, Cuesta Julian, Ocampos Montserrat, Murillo David, Perez-Carro Luis, Tey Marc
P444	Midterm results on microhip: An extension table free anterior procedure without restrictions	Michel Markus, Witschger Pierre
P445	Randomized prospective comparative study of the of the anterolateral minimal invasive approach (Röttinger) versus the classic transgluteal approach (Hardinge) for THA: A clinical, functional (gait analysis) and radiological (CT scan) outcome at one year	Martin Robin, Clayson Patrick, Libois Pierre-Yves, Troussel Serge
P446	The evaluation of osseointegration of SLPS (Self Locking Porous System) hip joint endoprosthesis with three-dimensional porous titanium inserts	Maslau Aliaksei, Rutsky Alexander
P447	Acetabular bone graft fixed using ceramic screws in primary total hip arthroplasty with alumina head: Average 12-year'-follow-up	Masui Tetsuo, Iwase Toshiki, Kouyama Atsushi
P448	Female sexuality and total hip replacement: A pilot study with FSFI index	Matzaroglou Charalampos, Megas Panayiotis, Tyllianakis Minos, Saridis Alkis, Kouzelis Antonios, Kallivokas Alkiviadis, Mylonas Spyros, Assimakopoulos Kostantinos
P449	A prospective study of hip revision surgery using the long stem Exeter prosthesis: Function, subsidence and complications for 96 patients	Hossain Fahad, Randhawa Kiran, Mauffrey Cyril, Smith Benjamin, Lawrence Trevor
P451	A comparison of hip abduction and knee brace in the conservative management of dislocation of total hip replacement	Mcgrath Anthony, Torrie Alex, Kalson Nicholas, Macmull Simon, Katevu Kostiantyn, Mcgrath Joseph
P452	No change in acetabular Bone Mineral Density after Periacetabular Osteotomy	Mechlenburg Inger, Kold Soren, Soballe Kjeld
P453	Cartilage thickness in the dysplastic hip joint measured by MRI and stereology before and after periacetabular osteotomy	Mechlenburg Inger, Nyengaard Jens, Gelineck John, Soballe Kjeld
P454	Proximal alpha angle in the pre and postoperative evaluation of Cam-Type Femoroacetabular Impingement (FAI)	Mella Claudio, Nunez Alvaro, Lara Joaquin, Parodi Dante, Moya Luis
P455	Distally locked stem for complex femoral revision	Mertl Patrice, Van De Velde Denis, Nourissat Christian, Vidalain Jean-Pierre, Migaud Henri, Rosset Philippe, Fessy Michel-Henri, Massin Philippe, Tabutin Jacques



Selected candidate for the Jacques Duparc Award

LIST OF E-POSTERS

NR.	TITLE	AUTHORS
P456	Results of 144 large metal-on-metal femoral head in THA	Mertl Patrice, Boughebri Omar, Triclot Philippe, Gabrion Antoine, Havet Eric
P457	The hip osteoarthritis- patient with Parkinson's disease (PD): Preoperative characteristics of comorbidity	Mettelsiefen Jan, Wolz Martin, Storch Alexander, Reichmann Heinz, Günther Klaus-Peter, Bernstein Peter
P458	Outcome of Total Hip Arthroplasty for complications of Sliding Hip Screw (SHS)-fixation of femoral neck fractures	Michael Antony, Mohamed Omar, Mohammed Shakeel, Barr John
P460	Heterotopic ossification of the hip joint developed in ICU patients	Mitsionis Gregory, Lykissas Marios, Ristanis Stavros, Kalos Nikolaos, Xenakis Theodoros, Beris Alexandros
P461	Does Autologous blood transfusion reduce the need for postoperative blood transfusion in Total Hip Arthroplasty	Moideen Abdul Nazeer, Dayanandam Bharani Kumar, Rajamani Vijay, Tawfiq Deena, Zafiroopoulos George
P462	Ceramic-on-Ceramic Bearing Extensively Porous Coated AML? Total hip arthroplasty in Patients with Osteonecrosis of Femoral Head	Moon Kyoung Ho, Jung Sae Rom, Jung Jae Ho
P463	Mid-Term Results of Revision Total Hip Arthroplasty Using Extensively Porous Coated Femoral Stem	Moon Kyoung Ho, Kang Joon Soon, Lee Sang Hyup, Jung Sae Rom
P464	Primary Total Hip Arthroplasty in Systemic Lupus Erythromatosus	Moon Kyoung Ho, Lee Tong Joo, Jung Sae Rom
P465	Surgical Intervention for Periprosthetic Hip Infection: Analysis Using a Hospital Joint Registry	Moore Slade, Jibodh Stefan, Kandil Abdurrahman, Malchau Henrik
P466	Pre-clinical stability testing of the SILENT stem – a new neck preserving femoral prosthesis	Morlock Michael, Kruppa Thomas, Bishop Nick, Honl Matthias
P470	Prevention of Dislocation in Total Hip Arthroplasty through the Posterior Approach by Preservation of the Piriformis Muscle	Moussallem Charbel, El-Labaky Chadi, Lebbos Semaan, Hoyek Fadi, El Hachem Karim, El-Yahchouchi Christine, Lahoud Pascale, Lahoud Jean-Claude
P471	Proximal alpha angle persists abnormal in patients with a residual bony prominence after surgery for femoroacetabular impingement	Moya Luis, Mella Claudio, Buly Robert
P472	Uncemented oblong cup revision for the treatment of acetabular bone-stock deficiency	Moya Gómez Esther, Carrera Ion, Valera Marius, Crusi Xavier, Sancho Rogelio
P473	5 year results of a double blinded, prospective, randomised trial comparing conventional and highly cross linked polyethylene in primary total hip arthroplasty	Mutimer Jonathan, Adams Kathryn, Devane Peter, Horne James
P474	Does hip resurfacing require larger acetabular cups than conventional total hip arthroplasty?	Naal Florian, Kain Michael, Hersche Otmar, Munzinger Urs, Leunig Michael

LIST OF E-POSTERS

NR.	TITLE	AUTHORS
P475	Long term 15 year follow up results of JRI (Furlong) total hip arthroplasty using hydroxyapatite-coated threaded acetabular cups	Nagare Umesh, Wilkinson Jonatham
P476	Total hip arthroplasty in a severe hip dysplasia. A medium term results	Nagy Ors, Pop Sorin, Gergely Istvan, Russu Octav
P478	Clinical results of vascularized iliac bone graft for treatment of avascular necrosis of the femoral head with an extensive lesion	Nakamura Yoshihide, Toh Satoshi, Mitsui Hiromasa, Kikuchi Akira
P479	Differential Dimensional Analysis of a Trial versus Hip Monobloc – Implications for Narrow Femoral Canals	Neil Martyn
P480	Long Term Results of the Hofer Imhof Lubrimet Metal on Metal Articulation – A Prospective Follow Up Study	Neumann Daniel, Hofstädter Thomas, Dorn Ulrich
P481	Rotator Cuff Tear of the Hip – Diagnosis and Therapeutic Consequences	Neumann Daniel, Dorn Ulrich
P482	Reduction of Heterotopic Ossifications in Primary Total Hip Arthroplasty when Using a Less Invasive Approach – A Prospective Follow Up Study	Neumann Daniel, Dorn Ulrich, Ortmaier Reinhold
P485	safe surgical dislocation for the treatment of synovial osteochondromatosis of the hip	Nusem Iulian, Morgan David
P486	Does adrenaline wash reduce blood loss and the need for blood transfusion in primary hip replacements	Oakley Jeremy, Yewlett Alun, Mason Lyndon, Karlakki Sudheer
P489	Variability of Registration Points in Image-Free Navigation System for THA	Ohashi Hirotsugu, Matsuura Masanori, Okamoto Yusaku, Okajima Yoshiaki, Kataoka Takehiro, Tashima Hideyuki
P490	Tips for Access to Femoral Canal in THA through Direct Anterior Approach: Cadaver Study and Clinical Experiences	Ohashi Hirotsugu, Mastuura Masanori, Okamoto Yusaku, Okajima Yoshiaki, Kataoka Takehiro, Tashima Hideyuki
P491	Dislocation after total hip arthroplasty using the direct anterior approach	Oinuma Kazuhiro, Kaneyama Ryutaku, Shiratsuchi Hideaki
P492	Bilateral Incidence and Severity of Acetabular Dysplasia of the Hip	Okano Kunihiro, Takaki Motoyuki, Okazaki Narihiro, Enomoto Hiroshi, Osaki Makoto, Shindo Hiroyuki, Chiba Ko, Motokawa Satoru
P493	Chiari pelvic osteotomy combined with/without femoral osteotomy for advanced coxarthrosis	Okawa Takahiro, Kume Shinichirou, Kumagai Masaru, Goto Masahumi, Suzuki Ritsu, Higuchi Fujio, Nagata Kensei
P494	Outcomes of total hip arthroplasty for arthritis and hip fractures are similar	Osei Nana, Dheerendra Sujay, Walkay Sriganesh, Mathew Phillip, Allen Paul, Aldam Charles



Selected candidate for the Jacques Duparc Award

LIST OF E-POSTERS

NR.	TITLE	AUTHORS
P495	Femoral reconstruction using prosthesis with interlocking fixations in clinically difficult cases	Otani Takuya, Fujii Hideki, Kawaguchi Yasuhiko, Ueno Yutaka, Kato Tsutomu, Tamegai Hideaki, Marumo Keishi
P496	Radiographic outcomes of acetabular revision hip arthroplasty using impaction bone grafting with cemented cup	Otsuka Hiromi, Hirose Shiro, Sato Keiji, Kawashima Masaki, Morishima Takkan, Tanaka Ayumu
P497	The effect of patient position on blood loss in primary cemented total hip arthroplasty	Pace Alistair, Yousef Almunir
P498	Partial labral resection in hip arthroscopy- clinical results up to 10 years	Pallamar Matthias, Zehetgruber Harald, Landsiedl Franz
P499	Results of the treatment of pelvic osteolysis in stable cementless acetabular components	Panisello Juan Jose, Canales Vicente, Herrera Antonio, Mateo Jesus, Caballero Maria-Jesus, Lopez-Marco Jose
P500	MISHR-Metal Ion Study in Hip Resurfacing	Patil Shahabazali, Woodnutt Dave
P502	SL-MIA Stem® – Newest member of the Zweymüller family fashion or advance?	Pflüger Gerald, Junk-Jantsch Sabine, Bonomo Johannes
P503	Conservative femoral stem revision: Avoiding therapeutic escalation	Pinaroli Alban, Lustig Sébastien, Servien Elvire, Cartillier Jean-Claude, Aitsiselmi Tarik, Neyret Philippe
P504	Metal-on-Metal resurfacing of the hip with kinematic navigation	Pink Miloslav, Lisy Miroslav, Pink Tomas, Janecek Milos
P506	One stem – Three offset in THA for restoration of normal articular geometry and avoid leg length discrepancy	Pisano Luigi
P507	The squeaking hip in ceramic-on ceramic bearings	Pokorny Alexandra, Knahr Karl, Wild Carmen
P508	Considerations about the timing for total hip replacement	Pop Alexandru, Tarnau Adrian, Fruja Dan
P509	Dislocation of bipolar arthroplasty	Pop Alexandru, Tarnau Adrian, Fruja Dan
P510	No functional advantages of minimal invasive total hip arthroplasty compared to THA using a standard approach in the early postoperative period	Pospischill Martin, Kranzl Andreas, Attwenger Bernhard, Knahr Karl
P511	major acetabular reconstruction with reinforcement ring	Predescu Vlad, Georgeanu Vlad, Ganda Ionut, Olaru Razvan, Cristea Stefan
P512	The stabilizing effect of atmospheric pressure on hip joint subject to traction force – an experimental study	Prietzl Torsten, Drummer Nicole, Farag Mohamed, Von Salis-Soglio Georg
P513	Hip ball selection corresponding to the resected femur head size – Short-term experience with extended variety of joint components	Prietzl Torsten, Drummer Nicole, Farag Mohamed, Von Salis-Soglio Georg

LIST OF E-POSTERS

NR.	TITLE	AUTHORS
P514	Clinical and radiological outcome of a porous tantalum monoblock acetabular cup in primary total hip arthroplasty	Qasim Sultan, Chan Warwick, Rachha Rajesh, Sood Manoj
P515	Open Reduction and Internal Fixation using Polyaxial Locking Plate for Peri-prosthetic Fracture following Resurfacing Hip Replacement	Rajkumar Shanmugasundaram, Singer Gian
P516	Repair of Gluteus medius and minimus tears of the hip following Total Hip Arthroplasty – case series and review of literature (1–10 year results)	Rajkumar Shanmugasundaram, Singer Gian, Jones Jonathan
P517	Impact of implant cost on the management of periprosthetic femoral fractures in the era of Payment by Results	Rambani Anish, Tsiridis Eleftherios, Polyzois Ioannis, Gamie Zakareya, Graham Simon, Manidakis Nikolaos, Venkatesh Ram
P518	Metasul Metal-On-Metal Total Hip Replacement at 13 Years Follow Up	Randelli Filippo, Randelli Pietro, Visentin Ornella, Randelli Gianni
P519	The first experiences with the multimodular hip-prosthesis-system AnaNova	Rieger Hayo, Rauhut Frank
P520	Distal locking uncemented revision in periprosthetic femoral fractures – An ideal option?	Rayan Faizal, Mukundan Cibu, Karthikeyan Shanmugam, Kerr Phil, Macdonald D, Shukla D, Haddad Fares
P521	Femoral head diameter: A surrogate predictor of limb length discrepancy?	Rayan Faizal, Konan Sujith, Haddad Fares
P522	Metal on metal hip resurfacing: No evidence for renal dysfunction at medium term follow up	Raza Kazim, Glynn Aaron, Macey Andrew, Gaine William, Shannon Fanton
P523	Surgical hip dislocation, the portuguese experience	Rego Paulo, Costa Jose, Lopes Graca, Monteiro Jacinto
P525	Accuracy of leg length and offset measurements using a pinless femoral reference system for imageless navigation during THA	Renkawitz Tobias, Grifka Joachim, Kalteis Thomas, Schuster Tibor, Gneiting Sabine, Wegner Melanie, Sendtner Ernst
P526	New risk factors for avascular osteonecrosis of femoral head	Renovell Pablo, Silvestre Antonio, Chaves Felipe, Redon Josep
P527	Zweymueller Total Hip Arthroplasty with Ceramic on Polyethylene Bearing Surface. Minimum seven years Follow up	Repantis Thomas, Korovessis Panagiotis
P528	Medium-Term Results of Femoral Revision Surgery with the Zweymüller SLR-Plus Stem	Repantis Thomas, Korovessis Panagiotis
P529	Recent results of a prospective multicenter series of 420 cases of a latest-generation dual-mobility socket. Advantages of using a dual-mobility socket to limit dislocations	Reynaud Patrick, Puget Jean, Hulet Christophe, Deroche Philippe



Selected candidate for the Jacques Duparc Award

LIST OF E-POSTERS

NR.	TITLE	AUTHORS
P530	Hip resurfacing: Result analysis after the first consecutive 151 cases with minimal follow up of 3 years	Ribas Manuel, Ledesma Rubén, Marín Oliver, Rey Iñigo, Vilarrubias José, Cáceres Palou Enric
P533	Does Hip Resurfacing More Accurately Restore Leg Length and Offset When Compared to Cemented Total Hip Arthroplasty?	Robb Curtis, Harris Richard, O'Dwyer Kevin, Aslam Nadim
P534	Single surgeon series' experience with REEF™ implant in femoral reconstruction and revision hip arthroplasty	Rookmoneea Maya, Maru Michael, Wallace Ian
P537	Results of primary THR using CLS system after 15 years	Rozkydal Zbynek, Janicek Pavel, Tomas Tomas, Florian Zdenek
P538	Revision total hip arthroplasty through a lateral approach without trochanteric reosteotomy	Sabboubeh Adel, Maheshwari Rajan, Al-Khatib Mohammed, Redden Jonathan
P539	Triple Pelvic Osteotomy from Anterior Approach in Adolescents	Sakalouski Aleh, Shpileuski Ihar
P540	Accuracy of Pre Operative Templating Using Digital Software for Total Hip Arthroplasty	Salih Saif, Mutimer Jon, Eastaugh Waring Steve
P541	Uncemented Custom Femoral components in primary total hip replacement: A minimum of 7 year results	Sandiford Nemandra, Kabir Chindu, Muirhead-Allwood Sarah, Skinner Konstantinos
P542	Revision of the well fixed Birmingham Hip Resurfacing Acetabular component: Results using a novel device	Sandiford Nemandra, Kabir Chindu, Rao Sudhir, Tsitskaris John
P544	Average 7.5 yrs results with an ultra short femoral implant	Santori Nicola, Santori Francesco
P545	Hip arthroscopy after total hip replacement	Santori Nicola, Bertino Antonio, Giacomi Riccardo, Santori Francesco
P546	Effectiveness of Zweymüller prosthesis, radiological evaluation of the survival of the endoprosthesis	Sarap Pirja, Kirjanen Kaur, Märtson Aare
P547	Primary total hip replacement in congenital hip dysplasia with a cementless acetabular reinforcement ring with a hook	Sarras Emmanuel, Vlachos-Zounelis Nikolaos, Pilihos Ioannis, Tsifetakis Stauros
P548	Heterotopic Ossification Following Surgical Hip Dislocation using Ganz Trochanteric Flip Osteotomy Approach	Sawalha Seif, Dixon Sean, Norton Mark, Fern Edwin
P549	Is a valgus position of hip resurfacing protective against atraumatic femoral neck fractures? A biomechanical study	Schnurr Christoph, Nessler Jochen, Meyer Carsten, Schild Hans, Koebke Jürgen, König Dietmar
P550	Long-term Results of the Conical Screw Cup by Wagner	Schuh Alexander, Hohenberger Gerd, Schraml Annemarie
P551	Comparison of implant position and early functional outcome of minimally invasive THA in obese and non-obese patients.	Schuh Reinhard, Oreilly Michael, Hungerford Marc

LIST OF E-POSTERS

NR.	TITLE	AUTHORS
P552	Interrogating pelvic support osteotomy in adult patients who have one-side developmental hip dysplasia by SF-36	Sen Cengiz, Yenieli Kursad, Erdem Mehmet, Gunes Taner, Bostan Bora
P553	Soft tissue sparing in minimally invasive total hip replacement – a prospective randomised trial using MRI	Sendtner Ernst, Hartl Jürgen, Seitz Johannes, Grifka Joachim
P554 	Biomechanical study of bone-implant interface in a Zweymuller stem	Seral Belen, Perez Maria Angeles, Moreo Pedro, Garcia-Aznar Jose Manuel, Seral Fernando, Doblare Manuel
P555	Microscopy study of a lord stem fracture after 22 years of follow up	Seral Belen, Perez Maria Angeles, Bea Jose Antonio, Garcia-Aznar Jose Manuel, Seral Fernando, Doblare Manuel
P557	The Harris Hip Score: A Validation of a Patient Administered Data Capture Mode	Shervin Nina, Bragdon Charles, Zurakowski David, Malchau Henrik
P558	Early results of primary metal – on- metal surface hip arthroplasties in a District General Hospital	Shetty Sanath, Gul Arif, Barlow David, Bastawrous Salah
P559	Bilateral persistent anterior hip pain due to meralgia paresthetica: A case report	Shetty Vijay
P560	The Accuracy of Digital Templating in Primary Total Hip Replacement	Siegmeth Alexander
P561	Modular tantalum augments for the reconstruction of large acetabular defects in revision hip arthroplasty	Siegmeth Alexander, Garbuz Don, Masri Bassam, Greidanus Nelson, Duncan Clive
P562	Effects of Tranexamic acid in Total Hip Arthroplasty	Singh Jagwant, Malhotra , Velpula Jagan, Mitchell , Denn
P563	Results of the opera cemented acetabular component	Sochart David, Chaudhary Nargis
P564	Results of the c-stem polished triple tapered femoral component	Sochart David, Chaudhary Nargis
P565	No increase in complication rate after THR with shortening of hospital stay from 7 to 4 days	Solgaard Soren, Lagoni Jacob, Ryge Camilla
P566	Functional anatomy of the obturator externus, obturator internus and piriformis. A correlation with the posterior approach to the total hip replacement	Solomon Lucian, Lee Yu, Callary Stuart, Howie Donald, Beck Martin
P567	Comparison analysis of chromosome aberrations and metal ion levels in patients with metal-on-metal and metal-on-polyethelene total hip replacements	Spiegelberg Ben, Hanna Sammy, Stephen Tai, Gokaraju Kishan, Katevu Kostiantyn, Pollock Robert, Carrington Richard, Cannon Stephen, Briggs Timothy
P568	5 year follow-up results of bone mineral density after implantation of a femoral neck hip prosthesis. Aprospective analysis	Steens Wolfram, Mueller Phillip, Simon Ulrich, Decking Ralf



Selected candidate for the Jacques Duparc Award

LIST OF E-POSTERS

NR.	TITLE	AUTHORS
P569	The effect of femoral stem geometry and the use of a proximal femoral centraliser on the restoration of lateral femoral offset in cemented hip arthroplasty	Stevenson Andrew, Smith Lindsay, Spencer Robert
P570	Indications for revision THR in Northern Ireland	Stevenson Ciara, Hanratty Brian, Mcalinden Michael
P571	Longtime survival of the cemented long stem SPII by LINK in revision cases	Stoeckl Bernd
P573	Arthroscopic treatment of femoroacetabular impingement – experience in first 25 patients	Strazar Klemen, Drobnic Matej, Pompe Borut, Zupanc Oskar
P574	 Posterior approach with posterior soft tissue repair in revision total hip arthroplasty	Suh Kuen Tak, Roh Hyoung Lok, Moon Kyu Pill, Shin Jong Ki, Lee Jung Sub
P575	Stability, clinical and radiographic results of the Silent Hip, a new, neck preserving femoral prosthesis in a prospective study including Radiostereometric Analysis	Sullivan James, Honl Matthias
P576	The uncemented Bi-contact hip arthroplasty: Long-term results	Swamy Girish, Pace Alistair, Ahmed Kashif, Howard Peter
P577	Acetabular Reconstruction Using a Acetabular Reinforcement Device in Revision Total Hip Arthroplasty	Tanaka Hiroshi, Kido Kenji, Wakisaka Atsuhiko, Tokushige Atsunori, Isobe Junichi, Tani Yasuhiro, Taguchi Toshihiko
P578	Gender-dependent discrepancies in femoroacetabular impingement	Tannast Moritz, Kakaty Diganta, Steppacher Simon, Werlen Stefan, Zheng Guoyan, Siebenrock Klaus
P579	What is a normal acetabulum?	Tannast Moritz, Kakaty Diganta, Steppacher Simon, Zheng Guoyan, Siebenrock Klaus
P580	Short rotator tendons do not increase intracapsular pressure in severe osteoarthritic hips	Tarasevicius Sarunas, Gelmanas Arunas, Smailys Alfredas, Otto Robertsson, Wingstrand Hans
P581	Soft tissue repair and its relation to dislocation rate after total hip replacement. Randomized trial	Tarasevicius Sarunas, Tarasevicius Rimantas, Zegunis Vidmantas, Abelkis Tadas, Otto Robertsson, Wingstrand Hans
P582	Hip resurfacing: A promising procedure with a steep learning curve	Tengrootenhuysen Mike, Meermans Geert, Govaers Kris
P583	More than 20 years results with the cemented Hip stem SP2 *	Thabe Heiner, Berberich Marcel
P584	Minimum 11 year follow-up of revision hip arthroplasty using cemented polished tapered CPT stem	Thonse Raghuram, Brown John
P585	Evaluation of Cup Positioning in primary Total Hip Arthroplasty using an imageless Navigation Device	Thorey Fritz, Klages Phillip, Lerch Matthias, Floerkemeier Thilo, Von Lewinski Gabriela, Windhagen Henning
P586	Clinical and radiological results of a short femoral neck preserving stem for THA in younger patients	Thorey Fritz, Von Lewinski Gabriela, Lerch Matthias, Klages Phillip, Floerkemeier Thilo, Windhagen Henning

LIST OF E-POSTERS

NR.	TITLE	AUTHORS
P587	Clinical results and evaluation of the uncemented THR after failed intertrochanteric osteotomy – A 10 years follow-up	Tiberiu Bataga, Remus Opris, Bogdan Voicu, Marian Stefana, Razvan Melinte, Marton Denes, Arpad Solyoim
P589	The ABG-II total hip system: A 6-11year clinical and radiographic follow-up on 264 implants	Tonino Alfons, Grimm Bernd, Heyligers Ide
P590	Organisation of the Italian National Hip Arthroplasty Registry	Torre Marina, Manno Valerio, Masciocchi Mascia, Conti Susanna, Romanini Emilio, Di Benedetto Claudio, Roazzi Paolo, Colliardo Antonella, Ruocco Giuseppe
P591	Conversion of Hip Arthrodesis to a THR	Torres Ana, Mucia Asensio Antonio, Murcia Mazón Antonio, Suarez Miguel, Fernandez Fairen Mariano
P592	New operative treatment option for young patients with hip osteoarthritis	Tóth Kálmán, Kellermann Péter, Mécs László, Sohár Gellért
P593	Medium-term results (minimum 12 years) of a continuing total hip arthroplasty series with high carbon metal-on-metal bearings	Triclot Philippe
P594	Abductor Muscle Power Recovery After Mini-One Total Hip Arthroplasty	Tsuji Koji, Hirakawa Kazuo, Tsukamoto Riichro, Tatsumi Ichiro, Matsuda Yoshikazu, Nakura Nariaki
P595	Osteo necrosis following resurfacing THA. A clinical pet study	Ullmark Gösta, Sundgren Kent, Sörensen Jens, Milbrink Jan, Nilsson Olle
P596	Bone healing of osteolytic acetabular defects. A clinical pet-study on graft healing in the acetabulum after revision THA	Ullmark Gösta, Sörensen Jens, Nilsson Olle
P597	Bone healing in osteolytic defects after revision THA using a distal fixated, tapered and fluted stem. A clinical pet study	Ullmark Gösta, Nilsson Olle, Sörensen Jens
P598	Acetabular revision using reinforcement ring with hydroxyapatite-coated shell plus allograft facing severe bone defects: A seven to twelve-years-study	Valera Marius, Sancho Rogelio, Crusi Xavier, Pulido Carmen
P599	Clinical experience with a stemless, uncemented, pure proximal loading femoral hip implant	Valverde Carlos, Valverde Diego
P600	Impaction of ceramic calcium phosphate granules in acetabular defects in acetabular revision surgery. 8-10 years follow-up.	Van Den Besselaar Marijn, Bernoski Frans
P601	Treatment of trochanteric bursitis using extracorporeal shockwave treatment	Vannet Nicola, Ferran Nicholas, Ahuja Sashin, Odoherly Declan
P602	Use of a Trephine to Extract Broken Femoral Stems	Vasireddy Aswinkumar, Ivory John, Brooks Adam



Selected candidate for the Jacques Duparc Award

LIST OF E-POSTERS

NR.	TITLE	AUTHORS
P604	Randomized Study Comparing Metal Ions Release with 28 mm and Large Diameter Metal-on-Metal Bearing Articulations	Vendittoli Pascal-Andre, Mottard Sophie, Ganapathi Muthu, Roy Alain, Lusignan Daniel, Lavigne Martin
P605	Randomized trial comparing clinical outcome of hip resurfacing and 28 mm head metal on metal total hip arthroplasty: 2 to 5 years follow up	Vendittoli Pascal-Andre, Ganapathi Muthu, Roy Alain-Guy, Lusignan Daniel, Lavigne Martin
P606	Managing with the restoration of the rotation center of the hip in the minimally invasive posterior approach to total hip replacement	Vicente Jose, Croci Alberto, Camargo Olavo
P607	Blood loss in the minimally invasive posterior approach to total hip arthroplasty: A comparative study	Vicente Jose, Croci Alberto, Camargo Olavo
P608	Dislocation after total hip arthroplasty and the use of a hooded acetabular liner	Vicente Jose, Croci Alberto, Leonhardt Marcos, Lobel Alexandre, Cordeiro Felippi
P609	Prospective analysis of a consecutive series of 113 fully HA coated prostheses implanted in patients under 50 (10 to 20 y. FU)	Vidalain Jean-Pierre
P612	Complications after operative treatment in patients with hip fractures over eighty years old	Wakisaka Atsuhiko
P614	A High-Friction Coating Reduces the Risk of Peri-prosthetic Fracture in Cementless Hip Replacement	Waters Tim, Walter William, Appleyard Richard, Gillies Mark, Donohoo Shane, Miles Brad
P615	Midterm Results of Second Generation Fully Porous Coated Implants in Femoral Revision	Weeden Steven, Schmidt Robert
P616	"Cup within a Cup" Technique in Revision Hip Arthroplasty	Weeden Steven
P617	The Value of Cementless Total Hip Arthroplasty in Paget's Disease of Bone: A Retrospective Study Including 41 Hips at 5.25-Year Mean Follow-Up	Wegrzyn Julien, Pibarot Vincent, Béjui-Hugues Jacques, Guyen Olivier
P618	Is hip joint proprioception disrupted following hip arthroplasty?	Wells Julie, Ingram Roland, Stark Andrew, Nicol Alexander
P619	Publication Rates for Hip Surgery Related Abstracts Presented at National and International Meetings	Whitehouse Michael, Atwal Navraj, Blom Ashley
P620	Trial head navigation: A simple method to position total hip components in the safe-zone for optimal range of movement using a special trial head	Widmer Karl-Heinz
P621	A comprehensive formula for compliant orientation of both components in total hip arthroplasty for a maximized range of movement	Widmer Karl-Heinz
P622	Cemented modular metal backed hip prosthesis for THA in the elderly – a clinical investigational study	Wind Susanne, Schulz Arndt, Wilkomm Martin, Jürgens Christian, Paech Andreas, Wilde Erik


LIST OF E-POSTERS

NR.	TITLE	AUTHORS
P623	Prospective evaluation of partial or full weight bearing post-operative in a short stem hip arthroplasty (Metha)	Wittenberg Ralf, Bücking Petra
P624	Mid-term functional and radiographic results of the Birmingham Hip Resurfacing arthroplasty	Witzleb Wolf-Christoph, Brethfeld Brit, Voigt Heike, Guenther Klaus-Peter
P625	Acetabular Reconstruction Using a Kerboull-Type Acetabular Device and Hydroxyapatite Granules in Revision THA. A midterm follow up study	Tanaka Masahiko, Yamada Norikazu, Chiba Daisuke, Ohnuma Masahiro, Ogura Ken, Itoi Eiji, Takano Hiroyuki, Kawamata Tomomaro, Sugita Takehiko
P626	Intraoperative arthroscopic findings in modified Periacetabular Osteotomy	Yamada Norikazu, Tanaka Masahiko, Chiba Daisuke, Ohnuma Masahiro, Itoi Eiji, Takano Hiroyuki, Fujii Genji, Sugita Takehiko, Chiba Takeshi
P627	Resurfacing arthroplasty in osteonecrosis of the femoral head – minimum 3 years follow-up –	Yoonje Cho, Myungchul Yoo, Kangil Kim, Youngsoo Chun, Keehyung Rhyu, Joonha Roh, Changmin Kang
P628	A bipolar sealer system – an alternative to reduce blood loss in primary total hip arthroplasty?	Zeh Alexander, Messer Jana, Vasarhelyi Attila, Wohlrab David, Hein Werner
P629	Direct and indirect MR-arthrography in the diagnosis of femoro-acetabular impingement: A preliminary study and a comparison between the two methods	Zerbi Alberto, Pozzi Grazia, Stradiotti Paola, Zagra Luigi
P630	Influence of acetabular cup design on the primary implant stability:An experimental and numerical analysis	Zietz Carmen, Kluess Daniel, Fritsche Andreas, Mittelmeier Wolfram, Bader Rainer
P631	Component instability after hip resurfacing arthroplasty.Histopathological study	Zustin Jozef, Hahn Michael, Breer Stefan, Krause Matthias, Rüther Wolfgang, Morlock Michael, Amling Michael, Sauter Guido
P632	Does Timing of Tourniquet Release Affect Transfusion Rates in Knee Replacement?	Adesina Temitope, Venkataraman Raja, Duffy Patrick
P633	The investigation of the relationship between satisfaction and functional level of patients with bilateral total knee replacement	Unver Bayram, Aktugur Burcu, Karatosun Vasfi
P634	Concept and early results of the "Oxford Lateral domed" unicondylar mobile bearing implant in valgus knees	Aldinger Peter, Seeger Jörn, Clarius Michael
P635	Rapid recovery programme for primary total knee replacements. A one year prospective study	Alnaib Mustafa, Kokkinakis Michaelis, Rajeev Aysha, Kader Dieary, Kashyap Shankar
P636	The Role of Arthroscopic Arthrolysis in the treatment of stiffness after Total Knee Arthroplasty	Arbuthnot James, Brink Rodney
P637	Early experiences, successes and pitfalls with a new guided knee motion arthroplasty intended to improve function and flexion – A review of the first 100 cases by a non-inventor surgeon	Arbuthnot James, Brink Rodney
P638	The ACL-stabilising function of the guided motion bicruciate stabilised knee replacement	Arbuthnot James, Brink Rodney



Selected candidate for the Jacques Duparc Award

LIST OF E-POSTERS

NR.	TITLE	AUTHORS
P639	The Posterior Cruciate Ligament in Total Knee Arthroplasty – a study to assess its function in knees with and without posterior stabilisation	Arbutnot James, Wainwright Olwyn, Stables Gareth, Rathinam Manikam, Rowley David, Mcnicholas Michael
P640	Knee arthroscopy in osteoarthritis under local anesthesia	Avramidis Miltiadis, Markopoulos Nikolaos, Economidis Lazaros, Hatziliadis Georgios, Kristallis Christos
P641	Intra-articular bleeding control after total knee arthroplasty using a multimodal approach	Baldini Andrea, Manfredini Luca, Indelli Pierfrancesco, Barbanti Bernardo
P643	Survivorship analysis of an Uncemented mobile bearing total articular condylar knee (TACK) prosthesis	Bansal Mohit, Bhagat Shaishav, Barrington Richard
P644	Posterior-Stabilized TKA reduce Patellofemoral Contact Pressure Compared with Cruciate-Retaining TKA in vitro	Becher Christoph, Heyse Thomas, Ostermeier Sven, Hurschler Christof, Kron Nadine, Fuchs-Winkelmann Susanne, Tibesku Carsten
P645	Midterm results of PFC Sigma Rotating Platform Knee Replacement	Bhatt Hinesh, Chakrabarty Gautam, Walsh Graham, White Wendy
P646	Is navigation in TKA useful?	Bignozzi Simone, Marcacci Maurilio, Nofrini Laura, Bruni Danilo
P647	Soft-tissue balancing in fixed Valgus TKA: Methods of achieving concave side releases	Boldt Jens, Keblish Peter, Briard Jean-Louis
P648	Autologous patella reconstruction during tka in patellectomized patients. Isokinetic strength after 6 to 12 years	Boldt Jens
P649	Arthrofibrosis in TKA and femoral component rotation	Boldt Jens
P650	Comparison of isokinetic strength of resurfaced and retained patellae in the same patient with bilateral TKA	Boldt Jens
P651	 Cemented versus cementless Unicompartmental Knee Arthroplasty. Mid to longterm results	Bontemps Gustav, Schlüter Brust Klaus
P652	Total knee arthroplasty in degenerative affections with severe deformities of the knee	Botez Paul, Cretu Aurora, Nitescu Adriana, Barbarosie Constantin, Sirbu Paul
P654	Don't Just Point Anywhere. Precise Landmarking in Computer Assisted TKA Is Critical to Final Alignment	Brin Yaron, Livshetz Isaac, Antoniou John, Greenberg-Dotan Sari, Zukor David
P655	Early Failure in Unicompartmental Knee Arthroplasty	Bunn Jonathan, Bartlett John
P656	Accuracy of implant positioning using MRI-based patient specific positioning guides compared to computer navigation in Total Knee Arthroplasty	Campton Luke, Brown Craig, Bucknill Andrew

LIST OF E-POSTERS

NR.	TITLE	AUTHORS
P658	To Investigate Relationship Between Physical Activity Levels And Obesity In Patients With Total Knee Arthroplasty	Unver Bayram, Ceylan Ilknur, Karatosun Vasfi
P661	Relevance of suction drainage in total knee arthroplasty. A prospective randomised comparative study	Chronopoulos Efstathios, Kateros Konstantinos, Xypnitos Fragiskos, Sourlas John, Lazarettos John, Tsiolis Panagiotis, Savvidou Christiana, Papachristou George, Efstathopoulos Nikolaos
P662	Femoral fixation pattern in cemented Oxford unicompartmental Knee Arthroplasty	Clarius Michael, Mohr Guido, Jäger Sebastian, Seeger Jörn, Bitsch Rudi
P663	The length of the Patellar Tendon after Patello-Femoral Joint Replacement	Clark Damian, Mandalia Vipal, Hughes Andrew, Bhattacharjee Atanu, Mitchell Steve, Eldridge Jonathan
P664	Do we practice evidence based medicine regarding drain usage in knee arthroplasty? The results of a questionnaire of bask members	Crawford Louise, Canty Steve, Shepard Gordon
P665	Patellar retention versus patellar resurfacing during TKR – A prospective, randomized study	Cristea Stefan, Predescu Vlad, Prundeanu Andrei, Groseanu Florin, Atasiei Tudor, Georgeanu Vlad, Panait Gheorghe
P666	LCS complete rotating platform – 5 Year follow-up	Cusick Laurence, Obrien Seamus, Morrissey Helen, Beverland David
P667	Comparison of medium-term clinical and radiological outcome between cemented and cementless medial unicompartmental knee arthroplasty	Daniilidis Kiriakos, Skwara Adrian, Fischer Frank, Skuginna Armin, Tibesku Carsten
P668	Early reintervention following Oxford unicompartmental knee replacement	David Michael, Datta Amit, Baloch Khalid
P669	Audit of the use of vacuum autologous transfusion drains following elective total knee arthroplasty	Dodwell Hannah, Dawe Edward, Hill Richard
P670	Is 3 degree external rotation of femoral component right for all? Conventional vs computer navigation	Deep Kamal, Nunag Perrico, Smith Benjamin, Deakin Angela, Basangoudar Parveen
P672	Isokinetic evaluation in patients submitted to total knee arthroplasty by the minimally invasive and transquadricipital approaches	Demange Marco, Camanho Gilberto, Pecora Jose, Greve Julia, Silva Adriana, Hernandez Arnaldo
P673	How do patient's weight and size of the implant affect early postoperative outcome of TKA?	Dettoni Federico, Maistrelli Gianni, Stojimirovic Dragan, Bruzzone Matteo, Bonasia Davide, Castoldi Filippo, Rossi Roberto, Marmotti Antonio
P674	Results of TKA revision with TC III prosthesis	Di Martino Alessandro, Iacono Francesco, Zaffagnini Stefano, Lo Presti Mirco, Bruni Danilo, Giordano Giovanni, Marcacci Maurilio
P675	Patellar resurfacing versus nonresurfacing in total knee arthroplasty: Effects on outcomes: A study with five to thirteen years of follow-up	Dilaveroglu Bulent, Ercelik Ozgun, Albayrak Akif, Bahar Hakan, Karakas Eyup



LIST OF E-POSTERS

NR.	TITLE	AUTHORS
P678	Histological study of different patellar surfaces in total knee replacement	Domos Peter, Than Péter, Bellyei Arpad
P679	Prospective comparative study of two different autotransfusion methods versus control group in total knee replacement	Drosos Georgios, Blatsoukas K, Papaioakim , Gioka , Kazakos K, Veretas D
P680	Computer Navigation In Total Knee Replacement	Dutta Amitava
P682	Objective outcome of a new ultra congruent postero-stabilized total knee arthroplasty	Eudier Antoine, Handschin Charlotte, Burdet Florence, Nicolas France, Aminian Kamiar, Leyvraz Pierre, Jolles Brigitte
P683	Gender differences in distal femoral morphology affect femoral component fit in total knee replacement	Farndon Mark, Sidhom Sameh, Allami Mohammed, Bennett Caroline, London Nicholas
P684	Spanish multicentre clinical study of the Interax knee arthroplasty	Fernández Carreira José Manuel, Hernández Vaquero Daniel, García Sandoval Manuel Angel, Suárez Vázquez Abelardo, Noriega Fernández Alfonso, Spanish Interax Group Spain
P685	Results with a single knee design after a minimum follow-up of 7 years. Range 7 to 11 years	Fernandez-Fernandez Ricardo, Garcia-Rey Eduardo, Rodriguez-Merchan Emerito-Carlos, Garcia-Cimbrelo Eduardo
P687	Accuracy of the Phase III Oxford Mobile Bearing Instrumentation	Fitz Wolfgang, Elena Losina
P688	The use of the condylar bolts in the osteosynthesis of intra-articular fractures around the knee	Garnavos Christos, Lasanianos Nikolaos, Barbitsioti Antonia, Sinnis Gerasimos, Papanikolaou Kleomenis, Kaminaris Mihalís, Moschos Savas
P689	The early stages of the knee joint arthritis treatment with open and close wedge high tibial osteotomy	Gaweda Krzysztof, Tarczynska Marta
P690	Long-term evaluation of LCS RP® TKA: Correlation between implant positioning and patient outcome	Georis Pierre, Huskin Jean-Pierre, Gillet Philippe
P692	Hybrid fixation of components in revision total knee arthroplasty. Midterm Clinical, radiographic and scintigraphic results	Gomez Jesus, Ranera Miguel, Seral Belen, Seral Fernando
P693	Revision knee arthroplasty as a resource in the management of periprosthetic fractures	Celaya Fernando, González José Carlos, Aguilera Xavier, Sarasquete Juan, Jordán Marcos
P694	A Radiological Comparison of Intramedullary and Extramedullary Jigs in the TC-SB Total Knee Replacement System	Grant Oliver, Kashif Al-Ghita Fadhil
P695	Total Knee Arthroplasty In Younger Patients – A Critical View	Guggi Thomas, Rienmüller Anna, Drobny Tomas, Preiss Stefan
P696	Does the ability of a patient to perform straight leg raise early postoperatively affect the outcome of total knee replacement?	Gupta Rohit, Butcher Katrina, Abosala Abdul, Lovell Martyn, Borill J

LIST OF E-POSTERS

NR.	TITLE	AUTHORS
P697	Clinical Observation of the TC Plus Solution total knee arthroplasty-Neath Port Talbot Hospital	Gupta Shreekant, Mallya Nagesh, Worth Theresa, Thomas Elizabeth, Batra Sunil
P698	The accuracy of pre-operative templating in revision knee arthroplasty	Guyver Paul, Jain Neil, Mccarthy Michael, Press James, Keenan Jonathan
P699	Body mass index does it affect the outcomes in primary TKA at 5 years: A prospective study	Hakkalamani Santoshkumar, Mereddy Pkr, Finley Rose, Donnachie Nigel
P700	Does a mobile bearing knee have a role in the treatment of arthritis in young patients?	Haleem Shahnawaz, Indluru Ravi, Khanna Anil, Chopra Rajat, Kumar Arvind
P701	Evaluation of the role of mobile bearing total knee arthroplasty for valgus arthritic knees using a lateral capsular approach with vastus lateralis proximal realignment	Haleem Shahnawaz, Indluru Ravi, Chopra Rajat, Khanna Anil, Kumar Arvind
P703	Digital image analysis of range of motion in total knee arthroplasty patients	Hanratty Brian, Bennett Damien, Thompson Neville, Beverland David
P704	Polyethylene Insert Damage in Unicompartmental Knee Replacements: Comparison of In-Vivo Function and In-Vitro Simulation	Harman Melinda, Affatato Saverio, Spinelli Michele, Zavalloni Mara, Stea Susanna, Toni Aldo
P708	Total knee arthroplasty without patellar resurfacing: Clinical outcomes	Haviko Tiit, Märtson Aare, Parv Mart
P709	Similar results between MIS and standard technique in Total Knee Arthroplasties. A prospective study	Hernández Vaquero Daniel, Noriega Fernández Alfonso, García Sandoval Manuel Angel, Suárez Vázquez Abelardo, Fernández Carreira José Manuel
P710	Computer-assisted surgery in total knee arthroplasties. MIS versus standard technique	Hernández Vaquero Daniel, Suárez Vázquez Abelardo, García Sandoval Manuel Angel, Fernández Carreira José Manuel, Noriega Fernández Alfonso
P711	Ligament balancing in unicondylar knee prosthesis: Early clinical results of a multicentre study on 175 cases	Hoffmann Frank, Campbell David, Schuster André
P712	Novel design in unicondylar knee prosthesis: Early clinical results of a multicentre study on 64 cases	Hoffmann Frank, Campbell David, Veeckman Geert, Laques Damine, Verhaeghe Laurent
P713	Alignment and component fitting after conventional and computer-assisted minimal invasive surgery in unicondylar knee arthroplasty	Hoffmann Holger, Wimmer Christian, Hoffmann Frank
P714	Clinical results of constrained components in primary total knee arthroplasty	Holzappel Boris, Rudert Maximilian, Lieb Sebastian, Pilg Hakan, Gradinger Reiner
P715	A Prospective, Randomised Controlled Study Of A Medial Rotation Knee™ System Versus A Single Radius Condylar Knee Replacement System In Primary Total Knee Replacement For Osteoarthritis And Rheumatoid Arthritis – A Preliminary Assessment Of Range Of Motion And Patient Functional Outcomes	Hossain Fahad, Patel Shelain, Haddad Fares, Tahmasebbi Jenni, Ashby Elizabeth, Rhee Shin-Jae, Corbet-Burcher Georgina
P716	PFC Sigma Total Knee Arthroplasty: 7-9 years results	Hunter Neil, Clayton Robert, Brenkel Ivan



Selected candidate for the Jacques Duparc Award

LIST OF E-POSTERS

NR.	TITLE	AUTHORS
P720	Effect of soft tissue tension and constraint after total knee arthroplasty on in vivo anteroposterior laxity	Ishii Yoshinori, Noguchi Hideo, Takeda Mitsuhiro
P721	The impact of obesity on the mid-term outcome of total knee arthroplasty	Jackson Mark, Sexton Shaun, Walter William, Walter William, Zicat Bernard
P722	Knee flexion significantly reduces blood loss and transfusion rate after uncemented total knee arthroplasty	Jain Shiv, Dinah Feroz, Palmer Simon
P723	How many patients that need a total knee replacement still have an intact anterior cruciate ligament?	Jerosch Jörg, Schunck Jochem, Senyurt Hussein, Neuhäuser Christian, Meyer Ingo
P724	Knee Flexion Angle Measurement After Total Knee Replacement	Jones Andrew, Murray James, Pandit Hemant, Tyson Claire, Waspe Stephanie, Thomas Neil
P725	The role of rotating hinge arthroplasty in knee revision surgery for aseptic loosening	Joshi Nayana, Diaz-Ferreiro Eugenio, Nardi-Villardaga Joan, Navarro-Quilis Antonio
P726	Preliminary Results of Revision Knee Surgery Using Trabecular Metal (TM) Spacers for Reconstruction of Bony Defects	Jurda Thomas, Klauser Wolfgang
P727	Early Discharge after Unicondylar knee Replacement: A district general hospital experience in a rural setting	Kakkar Rahul, Green Rj, Dawson Mj
P728	Drains and Total Knee Replacements	Kakkar Rahul, Dawson
P729	Tourniquet or no tourniquet in total knee replacement surgery – a retrospective study involving 50 patients	Kakkar Rahul, Dharmarajan Ramasubramanian
P730	Medium term clinical results of a third generation condylar radius totalknee arthroplasty system – 2 to 8 year follow up	Kakwani Rajeshkumar, Tawari Gautam, Kashyap Shankar, Willem Van Ommeren Jan
P731	Two- to 5-Year Results of the Scorpio TS Revision Knee Arthroplasty System	Kang Seung-Baik, Han Hyuk-Soo
P732	Accuracy of Intramedullary Tibial Alignment Method on the Sagittal Plane in TKA	Kang Seung-Baik, Han Hyuk-Soo
P733	Manipulation for stiffness following total knee arthroplasty: When to do it and how often?	Desai Aravind, Karmegam Anand, Board Timothy, Raut Videsh
P736	Patellar height and the inclination of the tibial plateau after high tibial osteotomy (HTO)A retro-tubercle opening-wedge versus the medial wedge technique	Kazemi Seyyed Morteza, Keyhani Sohrab, Abbasian Mohammad Reza, Hosseinzadeh Hamid, Esmailie Jah Ali Akbar, Medadi Firoz, Sadeghi Aamer, Bigdeli Mohammad Reza, Rokni Reza
P737	Open Wedge Tibial OsteotomiesInfluence on Axial Rotation and Tibial Slope	Kendoff Daniel, Stueber Volekr, Lo Darrick, Oloughlin Padhraig, Pearle Andrew
P738	Robot Assisted Uni-Compartmental Knee Replacement-Utilizing a Tactile Guidance System	Kendoff Daniel, Stüber Volker, Musahl Volker, Citak Mustafa, Pearle Andrew
P739	Minimal Invasive Total Knee Arthroplasty using a Navigation System in Patients with Extra-Articular Deformed Knee	Kim Kang Il, Ramteke Alankar, Sohn Eun Seok

LIST OF E-POSTERS

NR.	TITLE	AUTHORS
P741	Optimal orientation of femoral stems in revision total knee arthroplasty.	Kohlhof Hendrik, Kohl Sandro, Hartel Maximillian, Henle Phillip, Krüger Andreas, Heitkemper Sven, Egli Stefan
P742	Arthroscopy for early knee osteoarthritis. Midterm results	Kotzamelos Dimitrios, Iosifidis Michael, Tsarouhas Alexandros, Chrysanthou Chrysanthos, Georgopoulos Stratos, Traios Stavros, Giantsis Giorgos
P743	Use of Autologous Blood Transfusion in patients undergoing Primary Unilateral TKR: Does it make a difference in the banked blood requirement?	Kumar Sujit, Prasad Vishnu
P744	Short and midterm results following total knee arthroplasty with a posterior stabilized mobile bearing prosthesis, a retrospective and prospective study	Kumar Vijay, Rijal Laxman, Garg Bhavuk, Malhotra Rajesh
P745	Comparison of in vivo kinematics during deep knee bending between fixed bearing and mobile bearing posterior stabilized total knee arthroplasty	Kunihiko Kawashima, Tetsuya Tomita, Takaharu Yamazaki, Kazuma Futai, Norimasa Shimizu, Masashi Tamaki, Shigeyoshi Tsuji, Hideki Yoshikawa, Masaomi Sugamoto
P746	Accuracy of Limb Alignment in TKA using Image-Free Navigation System in Severely Deformed Femur	Kyung Hee-Soo, Oh Chang-Wug, Kim Tae-Gong, Hwang Jun-Kyung, Lee Hyun-Joo
P747	To resurface or not to resurface – a structured literature review including Arthroplasty Register data	Labek Gerold, Liebensteiner Michael, Janda Wolfgang, Krismer Martin, Böhler Nikolaus
P748	Computer assisted surgery versus conventional technique in total knee arthroplasty: Radiographic results	Lanz Ulrich, Berger Christian, Engel Alfred
P749	Improving Functional Outcome and Patient Satisfaction in patients undergoing Primary Knee Arthroplasty	Lawrence Trevor, Gudipati Suribabu
P750	Intraoperative Kinematics of Mobile Bearing Ultracongruent Total Knee Arthroplasty	Lee Myung Chul, Sung Sang Cheol, Lee Shanghoon, Kim Tae Yune, Choi Won Chul
P751	Computer navigation in total knee arthroplasty improves patient outcome	Lehnen Katja, Giesinger Karlmeinrad, Warschkow Rene, Koch Eva, Kuster Markus
P752	Driving reaction time before and after total knee arthroplasty	Liebensteiner Michael, Kern Michaela, Haid Christian, Krismer Martin
P754	Does Navigation tell the truth? Deviations between navigation data and post-op x-rays in TKA	Livshetz Isaac, Brin Yaron, Antoniou John, Holcroft Christina, Zukor David
P755	Results of computer assisted navigation in Total Knee Arthroplasty (TKA): Comparison with the conventional method	Löcherbach Claus, Thein Eric, Manueddu Claude-André
P757	Meta-Analysis of revision rate and functional improvement after Total Knee Arthroplasty	Lütznier Jörg, Hübel Ulrike, Kirschner Stephan, Günther Klaus-Peter, Krummenauer Frank
P758	The ten year survivorship of the Medial Rotation Knee replacement. A clinical and radiological outcome report at a mean follow-up of six years	Mannan Ken, Scott Gareth



Selected candidate for the Jacques Duparc Award

LIST OF E-POSTERS

NR.	TITLE	AUTHORS
P760	The Cost Effectiveness of Using a Radio-Frequency Blood Vessels Sealer in Total Knee Replacement	Marchetti Stefano, Becherucci Luigi, Fascetti Angelo, Lisanti Michele, Baluganti Alessandro, Piolanti Nicola, Rosati Marco, Puccetti Miria, Meucci Caterina
P762	Microfracture, Chondroabrasion and Medial opening wedge high tibial osteotomy for Varus degenerate knees	Maripuri Subramanyam, Burge Melanie, Mackie Ian
P763	Indications for Navigated TKA	Martin Arno, Widemschek Mark, Oelsch Christian, Wohlgenannt Othmar, Von Stempel Archibald
P765	Accuracy of image-free navigation for severely deformed knees	Matsuda Shuichi, Takasaki Minoru, Fukagawa Shingo, Mitsuyasu Hiroaki, Miura Hiromasa, Okazaki Ken, Morooka Takaaki, Iwamoto Yukihide
P766	Gender variation in the rotational reference axes of the distal femur in the Japanese arthritic population	Matsuda Yoshikazu, Tatsumi Ichiroh, Hirakawa Kazuo, Tsuji Koji, Tsukamoto Riichiro, Nakura Nariaki
P767	Gender differences in the rotational reference axes and anatomical dimensions of the distal femur	Matsuda Yoshikazu, Tatsumi Ichiroh, Hirakawa Kazuo, Tsuji Koji, Tsukamoto Riichiro, Nakura Nariaki
P768	Does Tranexamic Acid Decrease Re-infusion Volume in TKR?	Mcgonagle Lorcan, Hakkalamani Santoshkumar, Carroll Fintan
P769	Assessment of outcome in patients undergoing the Avon patellofemoral knee replacement	Mcgrath Anthony, Tumia Nezar, Morris Timothy, Ledingham William, Kumar Kapil
P770	Femoro-patellar prosthesis for isolated patello-femoral arthritis: Study of 60 consecutive cases with 10 years follow-up	Mertl Patrice, Clavier Barthelemy, Lardanchet Jean-Francois, Havet Eric, Gabrion Antoine
P771	Computer Navigated versus Conventional Knee Arthroplasty in the Obese patient (BMI >35)	Millar Neal, Deakin Angela, Millar Lauren, Picard Frederick
P772	Blood loss after total knee replacement in the obese patient: Effects of computer navigation	Millar Neal, Deakin Angela, Millar Lauren, Picard Frederick
P773	FPV Patello Femoral Arthroplasty: Early Results from an Independent Centre	Nancoo Tamara, Odumenya Michelle, Prakash Udai
P774	Should Unicompartmental Knee Replacements be cemented?	Newman John, Bray Rachel
P775	The Avon Patellofemoral Arthroplasty: Average 5 year results from an independent centre	Odumenya Michelle, Costa Matthew, Krikler Steve, Parsons Nick, Achten Juul
P776	The hidden aspect of Unicondylar Knee Arthroplasty	Oduwole Kayode, Sayana Murali, Onayemi Olufunso, Mccarthy Tom, O'Byrne John
P777	Proximal tibiofibular joint in knees with severe primary osteoarthritis: A computed tomographic study	Ohnuma Masahiro, Aizawa Toshimi, Yamada Norikazu, Takahashi Atsushi, Chiba Daisuke, Miyatake Naohisa, Itoi Eiji, Sugita Takehiko, Kawamata Tomomaro
P778	Can a transverse incision reduce an infrapatellar branch of a saphenous nerve disorder after TKA?	Ojima Tomohiro
P779	13-year follow up of the Link Rotational knee prosthesis: A retrospective analysis	Olivier Jan, Schneider Michael, Loehr Joachim, Klausner Wolfgang

LIST OF E-POSTERS

NR.	TITLE	AUTHORS
P780	The correlation of correction magnitude and tibial slope changes following open wedge high tibial osteotomy	Ozalay Metin, Ozkoc Gurkan, Circi Esra, Akpinar Sercan, Hersekli Murat, Uysal Mustafa, Cesur Necip
P781	Remodeling Potentials Of Biphasic Calcium Phosphate Granules In Open Wedge High Tibial Osteotomy	Ozalay Metin, Sahin Orcun, Akpinar Sercan, Ozkoc Gurkan, Cinar Murat, Cesur Necip
P782	Medial unicompartmental knee arthroplasty with the Miller-Galante prosthesis – clinical and radiographic results in the longer run	Pallamar Matthias, Akta Michael, Schneider Wolfgang, Wurnig Christian, Knahr Karl
P783	Mobile bearing lateral unicompartmental knee replacement	Pandit Hemant, Jenkins Cathy, Gill Harinderjit, Beard David, Price Andrew, Dodd Christopher, Murray David
P784	Minimally invasive unicompartmental knee replacement: Ten year survival of first 1000 knees	Pandit Hemant, Gill Harinderjit, Beard David, Price Andrew, Dodd Christopher, Murray David
P785	Results of primary TKR (PCL retaining) after 5-15 years follow up	Papagiannakos Konstantinos, Charalambidis Efstathios, Vastardis George, Papanikolaou Kleomenis, Sinnis Gerasimos, Tzevelekos Spyridon, Stavrou Zois
P786	Anterior Knee Pain in Patients with Unilateral Patellar Resurfacing – a Five Year Minimum Follow-up of Bilateral Total Knee Arthroplasty	Parratt Michael, Waters Timothy, Spiegelberg Ben, Carrington Richard, Skinner John, Bentley George
P787	Functional Outcome after Ipsilateral Total Knee Arthroplasty in Patients with Congenital Absence of the Distal Tibia or Trans-tibial Amputation	Parratt Michael, Gokaraju Kishan, Hanspal Rajiv, Atkinson Henry, Spiegelberg Ben, Skinner John, Briggs Timothy, Cannon Stephen
P788	Complications of Oxford® unicompartmental Knee arthroplasties	Pfeiffer Martin, Kubista Bernd, Lass Richard, Holinka Johannes, Farr Sebastian, Kotz Rainer, Giurea Alexander
P789	Tibial tubercle osteotomy in primary total knee arthroplasty: A safe procedure or not?	Pinaroli Alban, Piedade Sergio, Servien Elvire, Lustig Sébastien, Neyret Philippe
P790	Unicompartmental knee arthroplasty with kinematic navigation: Follow-up 4 years	Pink Miloslav, Lisy Miroslav, Pink Tomas, Janecek Milos
P791	Articulated external fixation in the treatment of complex lesions of the knee	Pizzoli Andrea, Renzi Brivio Lodovico
P792	Proximal tibial osteotomy in the treatment of varus knee arthritis	Pop Tudor, Nagy Ors, Gergely Istvan, Russu Octav
P793	Total knee replacement with a PCL-substituting prosthesis. Short-term results	Pop Tudor, Russu Octav, Gergely Istvan, Nagy Ors
P794	Primary and revision LCCK total knee endoprosthesis – Mid term results	Pramhas Delio, Schneider Wolfgang, Müller Christoph, Knahr Karl



Selected candidate for the Jacques Duparc Award

LIST OF E-POSTERS

NR.	TITLE	AUTHORS
P795	 Indications for Total Knee Arthroplasty in the Valgus Knee – Is the Significance of Instability Truly Understood?	Prasthofer Anna, Unitt Lynda, Sambatakakis Andreas
P796	Tibial wedge augmentation in primary knee arthroplasty	Predescu Vlad, Cristea Stefan, Georgeanu Vlad, Ganda Ionut, Panait Gheorghe, Stoian Valentin, Atasiei Tudor
P797	TKA in Valgus Knee. Is pie-crust method efficient for ligament balance?	Predescu Vlad, Cristea Stefan, Atasiei Tudor, Olaru Razvan, Stoian Valentin, Georgeanu Vlad
P798	Is Component Alignment Affected Using Small Jigs In Knee Replacement? – Short Term Functional Outcome Study	Pullagura Mohan, Kramer Derek
P799	Is Anterior Femoral Notching in Total Knee Replacement a risk factor for periprosthetic fracture?	Putti Amit, Gujarathi N, Abboud R, Maclean Jamie, Espley Arthur, Kellett Catherine
P800	Tibial tuberosity osteotomy in primary total knee replacement	Radulescu Radu, Badila Adrian, Nutiu Octavian, Manolescu Robert, Nita Cristian, Ciobanu Traian, Japie Ionut
P801	Modular endoprosthetic reconstruction for segmental bone defects in non-neoplastic limb salvage	Ramappa Manjunath, Port Andrew, Mcurmury Ian
P802	Clinical and radiographic analysis of the joint line in revision total knee arthroplasty	Ranera Miguel, Gomez Jesus, Seral Belen, Castan Lidia, Malo Laura, Seral Fernando
P803	Patellofemoral arthroplasty – the "right choice"? – A review of midterm results	Rayan Faizal, Konan Sujith, El-Husseiny Moataz, Haddad Fares
P804	High tibial osteotomy (HTO) using the Taylor Spatial frame (TSF) – early to mid-term results	Robinson Paul, Papanna Madhavan, Somanchi Brinda, Khan Sohail
P805	High tibial osteotomy using a Taylor Spatial Frame to treat medial compartment osteoarthritis of the knee	Rocos Brett, Hammett Rodney, Gillespie Gordon, Atkins Roger, Rogers
P806	Total knee arthroplasty in severe haemophilic arthropathy	Rodriguez-Merchan Emerito-Carlos, Gomez-Cardero Primitivo
P807	Traditional versus Modified subvatus approach after TKA: Muscle damage differences	Rossi Roberto, Maiello Alessio, Bruzzone Matteo, Bonasia Davide, Blonna Davide, Ferro Andrea, Castoldi Filippo
P808	A prospective analysis of hybrid tibial fixation using a TKA rotating-platform design	Rossi Roberto, Ferro Andrea, Bruzzone Matteo, Bonasia Davide, Rossi Paolo, Dettoni Federico, Castoldi Filippo
P809	Short term follow-up of 127 fully uncemented and navigated knee prostheses	Sampath Shameem, Voon South, Davies Howard
P810	Rotating hinged total knee replacement: Is there still a place?	Sandoval García Manuel, Corona Fernández Carlos, Suárez Vázquez Abelardo, Hernández Vaquero Daniel
P811	The effect of staged ligament releases on extension and flexion gaps in-vivo	Schroeder-Boersch Henrik

LIST OF E-POSTERS

NR.	TITLE	AUTHORS
P813	MRI protocol to measure torsional deformities and TT-TG distance in knees with patella maltracking	Seitlinger Gerd, Fuhrmann Gerd, Schmidt Peter, Hofmann Siegfried
P814	MRI protocol to compare the static and dynamic TT-TG distance in knees with patella maltracking	Seitlinger Gerd, Fuhrmann Gerd, Schmidt Peter, Hofmann Siegfried
P815	The relationship between changes of posterior condylar offset and functional results after computer assisted cruciate retaining mobile bearing total knee arthroplasty	Seo Seung-Suk, Ha Dong-Jun, Kim Chang-Wan, Kim Sang-Woo
P816	Survivorship Analysis of Total Knee Arthroplasty in Koreans – A Prospective Study of 432 Consecutive Cases	Seong-Il Bin, Tae-Ho Kim, Dae-Hee Lee, Jong-Min Kim, Sang-Hoon Lee, Chang-Wan Kim, Sang-Bum Kim
P817	Lateral versus medial tibial plateau: Morphometric analysis and adaptability with current tibial component design	Servien Elvire, Lustig Sébastien, Demey Guillaume, Fayard Jean-Marie, Saffarini Mohammed, Neyret Philippe
P818	The anterolateral skin incision for primary total knee replacement: A prospective randomised study	Shetty Vijay
P819	Current Modes of Failure and Functional Disability in Patients Presenting for Revision Total Knee Arthroplasty	Solayar Gandhi, Saleh Khaled, Mulhall Kevin
P820	The effect of polyethylene thickness on passive knee extension in posterior cruciate ligament substituting total knee arthroplasty	Solis Garcia Jose, Luque Víctor, Domínguez Miguel, Quiles Galindo Manuel
P821	Open-wedge high tibial osteotomy vs prosthetic replacement: Experience of the Rizzoli Orthopedic Institute	Stagni Cesare, Rani Nicola, Del Piccolo Nicolandrea, Filanti Mattia, Dallari Dante, Giunti Armando
P822	Trabecular Metal vs. Titanium Fiber-Mesh in Total Knee Replacement: A Randomized RSA Study	Stilling Maiken, Madsen Frank, Odgaard Anders, Mikkelsen Lone, Andersen Niels, Rahbek Ole, Mechlenburg Inger, Soballe Kjeld
P823	Conventional drainage versus 4 hour clamping drainage after total knee arthroplasty in severe osteoarthritis: A prospective, randomized trial	Stucinskas Justinas, Tarasevicius Sarunas, Cebatorius Algimantas, Robertsson Otto, Smailys Alfredas, Wingstrand Hans
P824	Is postoperative blood loss after total knee arthroplasty affected by bleeding from genicular arteries?	Sugita Takehiko, Takahashi Atsushi, Ohnuma Masahiro, Yamada Norikazu, Aizawa Toshimi
P825	How accurately can patients assess their knee function? Interrelationship between subjective and objective measurements in total knee arthroplasty	Sussmann Patrick, Kramers De Quervain Inès, Kampfen Stephane, Munzinger Urs, Mannion Anne
P826	How accurate are three different reference axes in total knee arthroplasty?	Taga Tadashi, Kabata Tamon, Maeda Toru, Naito Mitsuhiro, Ando Tomonari, Tomita Katsuro
P827	Introduction of total knee arthroplasty in Lithuania. Results from the first 10 years	Tarasevicius Sarunas, Stucinskas Justinas, Robertsson Otto, Wingstrand Hans



Selected candidate for the Jacques Duparc Award

LIST OF E-POSTERS

NR.	TITLE	AUTHORS
P828	The role of ACL in knee kinematics was suggested in motion analysis study between mobile TKA and mobile UKA	Tatsumi Ichiroh, Matsuda Yoshikazu, Hirakawa Kazuo, Tsukamoto Reichirou, Tsuji Koji, Nakura Nariaki
P829	Patients Expectations That Applied Total Knee Arthroplasty in Turkish People	Unver Bayram, Tekin Burcu, Karatosun Vasfi
P830	Significance of Radiographic Assessment in Total Knee Arthroplasty	Thaler Martin, Mayr Eckart, Liebensteiner Michael, Nogler Michael, Gstöttner Michaela, Bach Christian
P831	High conforming polyethylene inlays reduce the in vivo variability of knee joint kinematics after total knee arthroplasty	Tibesku Carsten, Vieth Volker, Skwara Adrian, Stückmann Volker, Gudermann Liane, Heindel Walter, Fuchs-Winkelmann Susanne
P832	Knee joint kinematics after fixed- and mobile bearing total knee replacement – a fluoroscopic study of prospectively randomized patients	Tibesku Carsten, Vieth Volker, Skwara Adrian, Stückmann Volker, Heindel Walter, Fuchs-Winkelmann Susanne
P833	In vivo kinematics of high flex posterior stabilized total arthroplasty in weight-bearing deep knee bending – comparison of three different prosthesis designs	Tomita Tetsuya, Tamaki Masashi, Futai Kazuma, Kawashima Kunihiro, Yamazaki Takaharu, Shimizu Norimasa, Tsuji Shigeyoshi, Yoshikawa Hideki, Sugamoto Kazuomi
P834	Retrospective evaluation of patients undergoing TKA at the hospital of Cabueñes (with and without patellar implant)	Torres Ana, Solis Eduardo, Torres Angel, Ferrero Francisco, Murcia-Asensio Antonio, Murcia Mazón Antonio
P837	Is arthroscopy beneficial to patients of age more than 50 years, presenting with knee pain?	Ubee Sarvpreet, Malhotra Akshay, Ampat George
P838	Indication and rationel of constraint at revision knee arthroplasty	Udvarhelyi Ivan, Hangody László, Pánics István
P839	Kinematic and kinetic outcomes during walking in patients after total knee arthroplasty compared to healthy subjects	Ullmann Regina, Hildebrand Madelaine, Leuchte Siegfried
P840	Comparison between closed wound drainage and no drainage in total knee arthroplasty	Velpula Jagan, Singh Jagwant, Malhotra Akshay, Poonancha , Benton Mark, Madhu , Denn Peter
P841	Early results of patello-femoral joint arthroplasty in a district general hospital	Velpula Jagan, Singh Jagwant, Malhotra Akshay, Madhu , Denn Peter
P842	Influence of rotatory mobil-bearing total knee arthroplasty designs on maximum knee flexion per-operatively and at one year post-operatively. A prospective study about 3 models: Ultracongruent, postero-stabilised and high-flexion postero-stabilised	Wajsfisz Anthony, Biau David, Beauflils Philippe
P843	Minimally Invasive Lateral Pivot Total Knee Replacement in Younger Patients: A Novel Approach	Waldman Barry, Schaftel Esther

LIST OF E-POSTERS

NR.	TITLE	AUTHORS
P844	Revision Total Knee Arthroplasty of Well-Fixed Components with Poor Range of Motion	Weeden Steven
P845	Secondary Arthrodesis of the Knee Because of Deficient Extensor Mechanism after Failed Arthroplasty	Wodtke Joachim
P847	Minimally invasive total knee arthroplasty for obese patients	Yoo Ju-Hyung, Han Chang-Dong, Kwang-Han Park
P848	High flex insert—an option to obtain a higher final flexion?	Zeh Alexander, Davis Jack, Laskin Richard
P849	First experience with computer-assisted navigation in revision total knee arthroplasty	Zehetgruber Harald, Hexel Michael, Motycka Thomas, Landsiedl Franz
P850	Finite Element Analysis Of A High-Flexion Cruciate Retaining Total Knee Replacement	Zelle Jorrit, De Waal Malefijt Maarten, Verdonshot Nico
P851	Intermediate Results of th Innex UCOR Mobile-Bearing TKA	Zenz Peter, Gruber Elisabeth
P852	An audit of vascular injuries associated with traumatic bone injuries	Abdulkarim Ali, OMalley Natasha, Fleming Fergal, Grace Pierce, Burke Thomas
P853	I.S.S. / SUGAR / SURVIVAL – a new scale for polytrauma patients	Abrassart Sophie, Hoffmeyer Pierre
P854	Does Placing Screws Off-centre In Tubular Bone Alter Their Pullout Strength?	Acharya Ashok, Evans Sam
P855	Should Insertion of Intramedullary Nails for Tibial Fractures Be With or Without Reaming? A systematic review	Al-Mouazzen Louay
P856	Effectiveness of three different ways to plate middle shaft radius fractures. A biomechanical and clinical study	Alexa Ovidiu, Cozma Tudor, Iancu Constantin, Veliceasa Bogdan
P857	Operative versus nonoperative treatment in diaphyseal humeral fractures	Alexa Ovidiu, Cozma Tudor, Iancu Constantin, Popia Ionut, Puha Bogdan
P858	Intramedullary nailing versus external fixation for the treatment of grade III open tibial fractures	Almazedhi Bahir
P859	Informed consents in trauma operations. A prospective audit	Alnaib Mustafa
P860	The correlation between radiographic appearances during Dynamic Hip Screw surgery and failure of fixation	Alsey Karl, Tabani Syed
P861	Management of cardiac murmurs in hip fracture patients	Alsey Karl, White Stuart, Bajekal Anjeli
P862	MIPO technique for proximal and middle shaft humerus fractures. Our initial experience	Alvarez-Gonzalez Jorge, Vera-Repullo Francisco, Lax-Perez Raquel, Murcia-Asensio Antonio, Lopez-Gaspar Jose Carlos, Meseguer Gregorio, Lax-Perez Angel, Ros-Nicolas Maria Jose, Meroño-Garcia Antonio



Selected candidate for the Jacques Duparc Award

LIST OF E-POSTERS

NR.	TITLE	AUTHORS
P863	The severity of the soft tissue damage as an indication for the treatment of the proximal tibial fractures	Andonov Jordan, Kosev Pencho, Chobanov Pencho, Angelov Sevdalin
P865	Femoral nail bending after intramedullary nailing: Results of a cadaver study	Arlettaz Yvan
P866	Ilizarov method – The Ghurki Trust Teaching Hospital experience of 300 cases	Aziz Amer, Javed Shahzad
P867	Arthroscopy in surgical treatment of tibial plateau fractures	Badila Adrian, Radulescu Radu, Cirstoiu Catalin, Nutiu Octavian, Copciag Gabriel, Manolescu Robert, Nita Cristian, Japie Ionut, Ciobanu Traian
P868	LCP – new option for treatment of the humeral shaft non-unions	Baltov Asen, Tzachev Nedelcho, Zlatev Borislav, Iotov Andrey
P869	Our early experience in operative treatment of the humeral shaft fractures with LCP	Baltov Asen, Tzachev Nedelcho, Liliyanov Danail, Zlatev Borislav, Iotov Andrey
P870	Liss osteosynthesis in the distal femoral fractures – Preliminary results	Barbu Dan, Putineanu Dan, Popescu Gheorghe, Toma Cosmin, Burnei Cristian
P872	The modified intrafocal, intramedullary Kapandji technique vs. extrafocal pinning of distal radius fractures	Batra Sunil, Verghese Navin, Hodgeson P, Martin Anthony, Johnson S
P873	Factors affecting infection and union in the management of open tibial fractures	Batra Sunil, Sahu Ajay, Masud Saquib, Charalmbous C, Alvi F
P875	Treatment of tibial plateau fractures using circular external fixation under closed reduction	Beltsios Michail, Savvidou Olga, Kaspiris Angelos, Kovanis Ioannis, Papavasiliou Evangelos, Alexandropoulos Panagiotis, Giourmetakis Georgios
P876	First experience with Duocentric shoulder trauma prosthesis	Berghs Bart, De Wilde Lieven, Verhelst Luk, Handelberg Frank, Goubau Yannick
P877	External fixation in severe foot injuries	Betti Emanuele, Vitale Matteo, Bigliuzzi Nicola, Ceglia Michele James, Magistrelli Luca
P878	Norian in calcaneus & tibial plateau fractures	Betti Emanuele, Vitale Matteo, Bigliuzzi Nicola, Ceglia Michele James, Palmeri Luca
P879	The use of periloc plates for the treatment of humeral fractures	Bidwai Amit, Casserly Harry
P880	Nailed-cementoplasty: A salvage technique for Rorabeck type II periprosthetic fractures in octogenarians	Bobak Peter, Polyzois Ioannis, Graham Simon, Gamie Zakareya, Manidakis Nikolaos, Tsiridis Eleftherios
P881	 Experiences with intramedullar surgery of the treatment of midshaft collarbone fracture (ten)	Bogosi Tibor, Merenyi Gabor, Zagh Istvan
P882	Our manners in soft tissue problems after open crural fractures	Boshnakov Diko, Raykov Dimitar
P883	Hip arthroplasty as treatment of the trochanteric fractures	Botez Paul, Barbarosie Constantin, Sirbu Paul

LIST OF E-POSTERS

NR.	TITLE	AUTHORS
P884	Combined arthroscopic treatment of tibial plateau fractures and intercondylar eminence avulsion fractures	Buda Roberto, Di Caprio Francesco, Ghermandi Riccardo, Timoncini Antonio, Ferruzzi Alberto, Giannini Sandro
P885	Minimally invasive percutaneous plate osteosynthesis for ankle fracture fixation – A novel surgical technique and early results	Carlile Graeme, Giles Nigel
P886	The external fixation in the treatment of humeral diaphyseal fractures: Outcomes of 84 cases	Catagni Maurizio, Loviseti Luigi, Guerreschi Francesco, De Poli Roberto
P887	About a simple classification based on a prospective 120 cases study with 3 D CT scan analysis of trochanteric fractures	Chelius Philippe, Pradel Jean
P889	Management of fractures of the distal end of the humerus in adults	Chitnis Neeraj, Kulkarni Milind, Naik Nagesh
P890	Management of Types B2 and B3 Femoral Periprosthetic Fractures by a Distal Tapered, Fluted, Modular Femoral Stem via Anterolateral Approach without bone graft	Park Myung Sik, Cho Hong Man, Jeong Woo Cheul
P891	In-vivo gastrocnemius muscle:tendon ratio in patients with cerebral palsy	Choudhury Muhammed, Malik Naveed, Khan Tahir
P892	Elastic stable intramedullary nailing (ESIN) with titanium nails in displaced midclavicular fractures	Conrad Christian, Mouhsine Elyazid, Borens Olivier
P894	Pelvic disruption – Trated by temporarily external fixation with or without sacroiliac screw	Cristea Stefan, Radu Noemi, Predescu Vlad, Prundeanu Andrei, Atasiei Tudor, Groseanu Florin, Panait Gheorghe
P895	Delayed Presentations of Crush Injury and the Controversies Surrounding the 'Missed Compartment' or 'Wipe Out' Syndrome	Crone David, Bridgens Anna, Bhatnagar Gauraang, Owen-Johnstone Simon
P897	Comparative study of Intra vs Extra-medullary fixation of subtrochanteric femoral fractures	Davies Benjamin, Davidson Jerome, Pawa Nikhil, Ribbans William
P898	The Functional Outcome of the Fractured Clavicle	Davies Danielle, Longworth Aisling, Amirfeyz Rouin, Fox Rebecca, Bannister Gordon
P899	Blood loss following Neck of Femur Surgery	Davies John, Cheung William, Shaw David
P900	Perioperative Complications of Orthodynamics Uncemented Bipolar Hemiarthroplasty in patients with Fracture Neck of Femur	Davuluri Pardhasaradhi, Yallapragada Rahi, Crawford Louise, Vandanapu Naren, Ul-Haque Mohammed, Sarin Rajesh
P901	Perioperative Complications of Orthodynamics Uncemented Bipolar Hemiarthroplasty in patients with Fracture Neck of Femur	Davuluri Pardhasaradhi, Yallapragada Rahi, Crawford Louise, Vandanapu Naren, Ul-Haque Mohammed, Sarin Rajesh



Selected candidate for the Jacques Duparc Award

LIST OF E-POSTERS

NR.	TITLE	AUTHORS
P902	Finding the Way forward: Benefits of improved communication between Orthopaedic and Plastic surgery teams	Dawe Edward, Hutt Jonathan, Crockett Andrew, Clark David
P903	Radial head prosthetic replacement with metallic and pyrocarbon implants. A prospective randomised comparative study	Delgado Pedro, Fuentes Adela, De Felipe Juan, Sanz Luis, López-Oliva Felipe
P904	Comparison between Dynamic hip system (DHS) and percutaneous Gotfried plate (PCCP) in the treatment of intertrochanteric hip fractures	Delgado Ramirez Jorge Alexander, Serrano Contreras Yolanda, Ruiz Arranz Jose Luis
P905	Discharging pin sites following K-wire fixation of distal radial fractures – a case for pin removal?	Desai Aravind, Dramis Asterios, Thompson Neville, Board Timothy, Choudhary Awani
P907	Hip fracture management, pre-operative morbidity and delays to surgery: An audit of current practice	Eardley Will, Fuller Mark
P908	Clavicle Fracture – the case for early fixation using a rockwood pin, outcome study	Edmondson Mark, Gray James, Hatrick Cameron
P909	Inter and Intra-observer Variation of Classification systems of Olecranon Fractures	El-Husseiny Moataz, Beiri Almoghera, Rayan Faizal, McLaren Charles Angus
P910	Arthroscopic-assisted reduction and stabilization of transverse fractures of the patella	El-Sayed Ahmed Mounir
P911	Functional outcomes after isolated acetabular fractures	Ellanti Prasad, Morris Seamus
P912	Internal fixation using the trimmed system vs external fixation for the treatment of radial distal end fractures	Evangelopoulos Dimitrios, Karapatakis Konstantinos, Panayi Konstantinos, Tsakotos Georgios, Christodoulou Evangelos, Nikolaidis Vasilios
P913	The use of Ilizarov external fixator in management of tibial plafond fractures	Fadel Mohamed, Hosny Gamal
P914	Impact of Traumatic Brain injury and associated hospital resource utilization on an Orthopaedic Department service	Farook Mohamed, Bhattacharyya Mayukh, Gerber Bruno, Sakka Samir
P915	Stabilisation of segmental humeral fractures: Incidence of complications and functional outcome	Fogerty Simon, Tsiridis Eleftherios, West Robert, Giannoudis Peter
P916	Transscaphoid perilunate fracture-dislocation with ventral intercalated segmental instability (VISI) – case report	Fraga Ferreira José, Ferrero Ramon, Cerqueira Rui, Vicoso Sofia, Moreira António, Lourenco João, Basto Tiago
P917	Percutaneous stabilisation of very distal lower leg fractures with the XS nail	Friedl Wilhelm, Gehr Jonas
P918	Preliminary results of proximal femoral nail antirotation (PFNA) in unstable trochanteric and intertrochanteric fractures	Galanakos Spyridon, Sarras Emmanuel, Vlachos-Zounelis Nikolaos, Georgas , Christodoulou Evangelos, Chrysikopoulos

LIST OF E-POSTERS

NR.	TITLE	AUTHORS
P919	Parallel plating for complex distal humerus fractures: A principle based approach	Garg Bhavuk, Kumar Vijay, Malhotra Rajesh
P920	Intramedullary nailing for extra-articular and selected intra-articular distal tibial metaphyseal fractures: Fixation enhancement with blocking screws	Garnavos Christos, Lasanianos Nikolaos, Papagiannakos Kostas, Tsoutseos Nikos, Morakis Emmanouil, Vastardis George, Moschos Savas
P922	Neglected femoral diaphyseal fractures: Open interlocking nailing and bone grafting as a one stage solution	Gavaskar Ashok, Periyasamy Ramesh, Tummala Naveen
P923	Contribution of bone morphogenetic protein-2 (BMP-2, INDUCTOS®) to the rapid bone building and fracture repair when used in the treatment of long bone non unions: Clinical and radiological results in 35 patients with critical-size bone defects	Georis Pierre, Van Cauwenberge Henry, Figiel Sébastien, Gillet Philippe
P924	Treatment of aseptic humeral shaft atrophic nonunion using plate and homologous cortical bone graft. A retrospective cohort study of 200 consecutive cases	Girolami Mauro, Zinghi Gianfranco, Bevoni Roberto, Montanari Giorgio, Trentani Federico, Smeraldi Silvia, Giannini Sandro
P925	Management of open tibial fractures: A 3-year regional review in Northern Ireland	Craig Julie, Damkat-Thomas Lindsay, Bell Philip, McMullan Michael, Fogarty Brendan
P926	The Tip Apex Distance: Are We Getting It Right?	Rowan Clare, Craig Julie, Deogaonkar Kedar, Mcalinden Michael, Thompson Neville, Connolly Christopher
P927	RTCS – Case fatality rate, crash injury rate and motor vehicles: Time trends between a developed and developing country	Goonewardene Sanchia, Baloch Khalid, Porter Keith
P928	Mal-position Rates following Femoral Intramedullary Nailing	Gough Anthony, Metcalfe Andrew, Robertson Angus, White Simon, Stew Benjamin
P929	Locking Condylar plate in distal femoral fractures	Grag Bhavuk, Kumar Vijay, Malhotra Rajesh
P930	The use of demineralised bone matrix in the management of long bone fractures: What is the evidence?	Chaudhry Mubeen, Griffin Xavier, Costa Matthew
P931	The computerize tomographic analysis of minimal displaced anterior pelvic ring fractures	Gulcek Murat, Oken Fuad, Yildirim Ozgur, Unal Vuslat, Ucaner Ahmet
P932	Fat embolism in isolated fractures of tibia fibula	Gupta Shreekant, Batra Sunil
P933	The mental capacity act (2005): A review of mental capacity assessment in patients with proximal femoral fracture	Guyver Paul, Hindle Paul, Harrison James, Jain Neil, Brinsden Mark
P934	Haematological indices as a predictor of mortality after hip fracture	Haleem Shahnawaz, Bhaskar Deepu, Parker Martyn
P935	The role of gender on outcome of hip fracture: A matched case-control study of 850 patients	Harmainen Samppa, Leppilahti Juhana, Willig Reeta, Ristiniemi Jukka, Jalovaara Pekka



Selected candidate for the Jacques Duparc Award

LIST OF E-POSTERS

NR.	TITLE	AUTHORS
P936	Plate fixation or intramedullary fixation in humeral shaft fractures: Update of a meta-analysis	Heineman David, Poolman Rudolf, Nork Sean, Ponsen Kees-Jan, Bhandari Mohit
P937	Health-status measures are underutilized in hip fracture patients with severe cognitive impairment: A systematic review of level 1 RCTs	Hoang-Kim Amy, Beaton Dorcas, Bhandari Mohit, Kulkarni Abhaya, Karanicolas Paul, Schemitsch Emil
P938	Are Lateral Radiographs Useful for Planning Hip Fracture Surgery?	Holland Philip, Mahmood Ansar, Kazi Hussain, Blankley Sharon
P939	Interobserver and intraobserver reliability of calcaneal fracture classification systems	Howells Nick, Hughes Andrew, Jackson Mark, Livingstone James, Atkins Roger
P940	Outcome Post Locking Plate Fixation for Displaced Intra-articular Calcaneal Fractures: Are they any better?	Howells Nick, Hughes Andrew, Jackson Mark, Livingstone James, Atkins Roger
P942	The management of open tibia fractures in a district general hospital in relation to best practice	Howieson Alan, Farrow Lois, Hutchinson James
P943	Hemi-arthroplasty with Supplemental Fixation of Greater Trochanter to Treat Failed Hip Screws of Femoral Intertrochanteric Fracture	Hsu Chien Jen
P944	Volar 'locking-plates' versus percutaneous wires in the treatment of dorsally displaced fractures of the distal radius: A short term functional outcome study	Hull Peter, Gohil Miles, Whalley Helen, Mauffrey Cyril, Brewster Mark, Costa Matthew
P945	Gunshot and blast injuries of the hand and upper limb. 31 Cases	Ignatiadis Ioannis, Dovris Dimitrios, Pananis Evangelos, Vasilas Spyridon, Mavrogenis Andreas, Gerostathopoulos Nicolaos
P947	How long should antibiotics be supplied for in open tibial fractures? A systematic review	Isaac Sherif, Danial Irini, Gulihar Abhinav, Venuthurla Ram Mohan
P948	Removal of Ilizarov fixator following bony union: The technique of staged, complete, dynamisation	Jabbar Yaser, Phadnis Joideep, Khaleel Arshad
P949	A prospective study of subchondral plate fixation in distal radius fractures, using a variable angle locking plate. Can this technique reduce the need for primary bone grafting?	Jackson Carl, Negus Jonathan, Negus Katherine, Mcnamara Iain, Bateman Edward
P950	 The Role of Judet Decortication for Non-Union in the 21st Century	Jayadev Chethan, Donaldson James, Mullins Mark, Piriou Phillipe, Judet Thierry
P951	Management of distal fibular fractures with a percutaneous fully-threaded intramedullary screw	Johnston Andrew, Johnstone Alan
P952	A change in hemiarthroplasty implant – ETS v Thompson: A radiographic study	Johnston Andrew, Taylor Gillian, Dane Katharine, Mcalinden Michael
P953	Radial Head Fracture – Resection or Fixation	Jovanovic Nebojsa, Ristic Dejan, Velimirovic Anela, Gavric Nikola
P954	External fixation as a temporary and permanent method of fracture treatment	Jumtins Andris

LIST OF E-POSTERS

NR.	TITLE	AUTHORS
P956	Sub-clinical thyroid dysfunction does not affect one year mortality in elderly patients after hip fracture: A prospective longitudinal study	Kalra Sukhman, Williams Andrew, Whitaker Rhiannon, Hossain Munier, Sinha Amit, Curtis Gail, Giles Martin, Bastawrous Salah
P958	The Forgotten Fragility Fracture of the Distal Femur	Kang Sertaz-Niel, Sothisrihari Saranga, Kosuge Dennis, Macdowell Andrew
P959	Tension Band Wiring of olecranon fractures- A novel mini- incision approach	Karkhanis Salil, Bari
P960	Osteosynthesys with PFNA.Diffyculties on the start.Kastelov,Bonchev,Taskov,Vodenicharsky University hospital St. Anna, Sofia, Bulgaria	Kastelov Rumen
P961	Results of Healing Malunion of the Tibial Shaft with Ilizarov External Fixation	Kecojevic Vaso, Jovisevic Stevo, Kecojevic Snezana, Lalic Ivica, Ninkovic Srdjan, Harhaji Vladimir, Stankovic Milan, Gojkovic Zoran
P962	Outcomes of trauma in Centenarians	Kent Michael, Elliot Robin, Taylor Heath
P964	Demographic change of survey on hip fractures	Komadina Radko, Vindisar Franci, Brilej Drago, Vlaovic Miodrag
P965	A novel approach to management of infected peri prosthetic fractures of the femur	Konan Sujith, Rayan Sujith, Haddad Fares
P966	Can the femoral shaft fracture pattern predict the risk of associated injuries?	Konings Peer, Nikolaou Vassilios, Kontakis George, Petridis , Petrakakis , Stengel Dirk, Giannoudis Peter
P967	Intraarticular fractures of the distal humerus: The value of first management	Kontovazenitis Panos, Antonopoulos Dimitris, Mavrogenis Andreas, Mperdousis Kostas, Dimitriou Rozalia, Spiridonos Sarantis
P968	Talocrural arthrodesis using intramedullar nailing – a potential "salvage" procedure in severe distal tibia posttraumatic dislocations (case report)	Korpos Sándor, Szekeres Sándor, Horvath László, Benko László
P969	Avulsion fracture of Bipartite patella with Quadriceps tendon rupture	Kotecha Amit, Alva Deepak, Vijayraghavan Jish, Meyer Carl, Pickard Simon
P970	Implants failure and reosteosynthesis after trochanteric fractures	Kraevsky Pavel, Tzachev Nedelcho, Baltov Asen, Liliyanov Danail, Ivanov Vladimir, lotov Andrey
P972	A new multifunctional intramedullar interlocking ulna nail system	Kucukdurmaz Fatih, Saglam Necdet, Tekkesin Mustafa, Saka Gursel, Ozer Coskun, Akpinar Fuat
P973	Treatment of fracture of the tibial condyle with bioresorbable screw fixation	Kuroyanagi Gen, Yamada Kunio, Takada Naoya, Suzuki Hiroyuki, Kato Kenji, Fukuta Makoto
P974	Pseudoaneurysm of the profunda femoris artery following DHS fixation and its complications	Kuruvalli Renuka Reddy, Maripuri Subramanyam, Nada Atif



Selected candidate for the Jacques Duparc Award

LIST OF E-POSTERS

NR.	TITLE	AUTHORS
P975	Could the reduction of anterior shoulder dislocation become less painful and drug/sedation dependent?	Lasanianos Nikolaos, Mouzopoulos George, Morakis Emmanouil, Nikolaras George, Dimitriou Rozalia, Polyzois Ioannis, Manidakis Nikos, Mallina Ravi, Garnavos Christos
P976	Simple elbow dislocations reduced successfully. And now what?	Lasanianos Nikolaos, Mouzopoulos George, Morakis Emmanouil, Nikolaras George, Spanos Ioannis, Dimitriou Rozalia, Polyzois Ioannis, Manidakis Nikos, Garnavos Christos
P979	Arterial Injuries in Acetabular Fracture	Lee Kyung Jae, Min Byung Woo
P981	Classification of subtrochanteric femoral fractures	Loizou Constantinos, Mcnamara Iain, Ahmed Kashif, Pryor Glynn, Parker Martyn
P982	Segmental control of c-type diaphyseal tibial fractures with Ilizarov's circular external frame	Lovisetti Giovanni, Zottola Vincenzo, Bettella Lorenzo
P983	Treatment of Proximal Metaepiphyseal Tibia Fractures with Ilizarov Method	Lovisetti Giovanni, Zottola Vincenzo, Bettella Lorenzo
P984	Post Reaming Osteocutaneous Thermal Necrosis: Results of Treatment with Ilizarov Reconstructive Techniques	Lovisetti Giovanni, Catagni Maurizio, Sala Francesco, Bettella Lorenzo
P985	 The impact of organisational factors on mortality after hip fracture surgery	Lund Caterina, Lundstrom Lars, Moller Ann
P986	Beware Fatigue Failure of a Fake Austin Moore Prosthesis	Lwin Michael, Taylor John, David Michael, Lin Kyaw
P987	Bilateral subcapital femur fractures in a young patient – a rare case	Machado Rodrigues Luis, Varzielas Miguel, Gomes Jose, Pereira David, Agostinho Francisco, Sousa Manuel
P988	Minimal invasive technique for dynamic hip screw fixation of trochanteric fractures: Experiences in 170 cases	Mahaisavariya Banchong, Riansuwan Kongkhet, Songcharoen Panupan
P989	Supine with flexed hip position for antegrade femoral nailing: An alternative position for obese patients or proximal femoral fractures	Mahaisavariya Banchong, Saiviroonporn Pairash, Riansuwan Kongkhet, Songcharoen Panupan
P990	Use of short barrel dynamic hip screw plates	Maheshwari Rajan, Hadjikakou Perry, Khuffash Basam, Tadross Tsf, Sabboubeh Adel
P991	Unusual presentation of a femoral neck stress fracture in a young treadmill runner	Sabboubeh Adel, Maheshwari Rajan, Mcintosh , Ashcroft Gp
P992	Intramedullary Fixation of Femoral and Tibial Shaft Fractures Using an Expandable Nail	Makridis Konstantinos, Georgaklis Vasilios, Daniilidis Nikolaos, Mandalos Vasilios, Georgoussis Miltiadis, Kourkoubelas Sabbas, Badras Leonidas
P993	Treatment of tibial pilon fractures with circular external fixation and percutaneous Screws/K-Wires	Makridis Konstantinos, Georgaklis Vasilios, Daniilidis Nikolaos, Mandalos Vasilios, Georgoussis Miltiadis, Kourkoubelas Sabbas, Badras Leonidas

LIST OF E-POSTERS

NR.	TITLE	AUTHORS
P994	Internal fixation of proximal humeral fractures using the Polarus intramedullary nail	Manidakis Nikolaos, Angoules Antonios, Nikolaou Vassilios, Papathanassopoulos Argirios, Kanakaris Nikolaos, Hackney Roger, Giannoudis Peter
P995	Femoral lengthening over an intramedullary nail using a monolateral external fixation device	Mannan Ken, Alnamhari Shafic, Goodier William
P997	Isolated greater trochanteric fractures: Can we predict the intertrochanteric extension based on plain radiographic criteria?	Maripuri Subramanyam, Joshy Suraj, Mohanty Khittish
P998	Three different interlocking intramedullary nails for unstable reverse oblique inter-trochanteric fractures: A bio-mechanical comparative study	Maripuri Subramanyam, Subramanian Kanthalu, Debnath Uk, Mohanty Khittish
P999	The importance of the fixation of small coronoid fractures in elbow stability	Marsh Martin, Abbas Ala Adin, Zaman Tariq
P1001	Union rates and hardware complications with Polarus Plus nail for displaced humeral shaft fractures: Is this the ideal implant for these challenging fractures?	Masud Saquib, Charalambos, Sahu Ajay, Warren-Smith Clive, Ravenscroft Matthew
P1002	First clinical use of the Condylar Reconstructive Fixation (CRF) retrograde distal femoral nail	Matthews Michael, Bloch Benjamin, O' Connor Read Lawrence, Harvie P
P1003	The use of circular fine wire frames for the treatment of displaced intra-articular calcaneal fractures	Mauffrey Cyril, Klutts Paul, Seligson David, Hossain Fahad
P1004	A guide frame for the Taylor spatial frame	Mavrogenis Andreas, Kanellopoulos Anastasios, Papagelopoulos Panayiotis, Kanellopoulos Nikolaos
P1005	Outcome in distal femur fractures. A comparison of LISS plates versus supracondylar nails	Mcgonagle Lorcan, Hakkalamani Santoshkumar, Mereddy Praveen, Carroll Fintan
P1007	Improving Initial Management & Outcome in Patients with Fractured Neck of Femur	Melling David, Panchani Sunil, Molloy Andy
P1008	Proximal humeral fractures in high energy injuries. A ten-year follow up after non prosthetic surgical management	Mikalef Petros, Bisbinas Ilias, Paridis Dionisis, Giannarakis , Balabanidou , Tziris Nikolaos, Bischiniotis Ioannis
P1009	Dynamic versus Static External Fixation for Distal Radius Fractures – A Systematic Review	Modi Chetan, Ho Kevin, Boer Ronald
P1010	Assessment of success and factors resulting in the failure of exchange nailing in the treatment of non-union of the femoral shaft fractures	Mofidi Ali, Tiessen Lars, Maripuri Nidu, James E, Mohanty Khittish, Pallister Ian
P1012	Predicting Patient Mortality using the Nottingham Hip Fracture Score	Morgan Jenna, Bowe John, Chadwick Carolyn, Davies Mark
P1013	Tibial intercondylar eminence fracture in adolescents: A modified arthroscopic treatment technique with endobutton	Muezzinoglu Umit, Memisoglu Kaya, Kesemenli Cumhuri, Aydin Adem, Kocaturk Muammer, Atmaca Halil



Selected candidate for the Jacques Duparc Award

LIST OF E-POSTERS

NR.	TITLE	AUTHORS
P1014	Less Invasive Stabilising System (LISS) plate versus retrograde intra-medullary (IM) nail for osteoporotic distal femoral fracture (A033A1 to A033C3)	Mukherjee Pavel, Bovell Christopher, Davis James
P1015	Tongue and Groove (V-shaped) Osteotomy in Treatment of Non-union of Humerus – A Novel Surgical Technique	Mukhopadhyay Sudiptamohan, Vaneet Nicola, Morgan-Jones Rhydian
P1016	Distal tibial fracture fixation with Locking compression plate (LCP) through minimally invasive percutaneous osteosynthesis (MIPO) technique	Nagare Umesh, Mushtaq Abid, Maqsood Mohammad
P1017	Treatment in reperfusion syndrome following crushing with acute lower limb ischaemia	Nagea Mihail, Lupescu Olivera, Patru Cristina, Duica Bogdan
P1018	Acute compartment syndrome secondary to vascular injury with achilles tendon rupture	Nakaseko Ken, Tsutsumi Hideki
P1019	Do we need third generation cementing technique for Thompson's Hemiarthroplasty?	Naqvi Syed, Spencer Robert
P1020	Electromagnetic stimulation for delayed union of humeral shaft fractures	Nikolopoulos Ioannis, Kalos Stefanos, Kassianos George, Ilias Apostolos, Skouteris George
P1021	External fixation and primary allograft application for open tibial shaft fractures	Nikolopoulos Ioannis, Kalos Stefanos, Kassianos George, Kypriadis Dimitrios, Ilias Apostolos, Skouteris George
P1022	Treatment of Nonunion of Femoral Neck Fracture by Valgus Osteotomy in 33 cases	Norouzi Masoud, Alamiharandi Bahador, Naderi Mohamadnasir
P1023	The evaluation of the surgical treatment in proximal tibial epiphysis fractures	Obada Nicolae, Obada Bogdan, Badarau Ion, Lupescu Vasile
P1024	A review of Fixion® PF inflatable intramedullary system in patients with fractures of proximal femur	Odak Saurabh, Aldlyami Ehab, Asad Seif
P1025	Should patients with calcaneal fracture have only two radiological views for initial screening and diagnosis?	Odak Saurabh, Bhargava Deepti, Ilango Balakrishnan
P1026	Trochanteric nailing under local anesthesia	Ojima Tomohiro
P1028	A Meta-analytic Comparison between the Percutaneous Compression Plate and the Dynamic Hip Screw for Proximal Femoral Fractures	Panesar Sukhmeet, Mirza Saqeb, Bharadwaj Gaurav, Woolfe Victor, Ravikumar Ratukondla
P1029	Post seizure bilateral anterior shoulder fracture dislocation report of a case with two stage reconstruction	Papagiannakos Konstantinos, Charalambidis Efstathios, Vastardis George, Papanikolaou Kleomenis, Sinnis Gerasimos, Tzevelekos Spyridon
P1030	Surgical treatment of tibia shaft fractures: A prospective comparison study of three different nails	Papanastasopoulos Konstantinos, Daskalogiannakis Emmanouel, Michailides Dimitrios
P1031	Ipsilateral fractures of the femoral and tibial diaphyses in multiply injured patients	Papanastasopoulos Konstantinos, Myriokefalitakis Emmanouel, Agisilaou Christos, Giannoulis Ioannis, Touliatos Alexandros

LIST OF E-POSTERS

NR.	TITLE	AUTHORS
P1032	Novel use of the reversed distal femoral locking plate for the management of complex subtrochanteric nonunions: A report of 2 cases and literature review	Papanna Madhavan, Robinson Paul, Younis Fizan, Wilkes Richard, Khan Sohail
P1033	Intraoperative pitfalls of Endovis System in peritrochanteric fractures. Do they affect final result?	Paraschou Stamatis, Flegas Polykarpos, Dionellis Panagiotis, Karanikolas Anastasios
P1034	Interlocking intramedullary nailing in distal tibial fractures and nonunions	Paraschou Stamatis, Anastasopoulos Helias, Papapanos Athanasios, Alexopoulos John, Karanikolas Anastasios
P1036	Is on admission haemoglobin reliable in patients with fracture neck of femur?	Patil Shahabazali, Kumar Deepak, Riddick Andy, Williams Paul
P1037	The AO/OTA 31 A-3 fractures treated with the GT Short Trochanteric Nail (Surgival), a single 9 mm rotationally unlocked hip screw and a dynamically locked distal screw A prospective clinical study of 52 cases	Peinado Armando, Urraca Salvador, Hernandez Javier
P1038	Percutaneous treatment of 21 pertrochanteric AO/OTA 31 A-1 fractures with the PHI-TROCH-PLATE (Surgival): A two-hole locked plate. Prospective clinical study of fracture healing	Peinado Armando, Princep Alfons, Gibert Marcel, Vigueras Jose Ramón
P1039	Complications following the 15-year application of G-Nail for pertrochanteric fractures	Petrou Charalambos, Baikousis Andreas, Markantonis Nikolaos
P1040	Retrograde nailing for the treatment of the fractures of the distal femur	Pizzoli Andrea, Bortolazzi Riccardo, Renzi Brivio Lodovico
P1041	Minimally invasive fixation of acetabular fractures	Pizzoli Andrea, Renzi Brivio Lodovico
P1043	Radiographic and Functional Outcomes in extra-articular distal radius fractures	Portelli Mark, Micallef Alison, Grech Stephan, Magazinovic Branko, Gatt Ray
P1044	Reconstruction plate fixation and Dowel bone grafting for an un-united fracture of the lateral fourth of the clavicle: A case report	Prasad Ganesh, Kernohan James
P1045	LCP in the treatment of humeral diaphysis nonunions	Putineanu Dan, Caracudovici Ionut, Paius Simona-Maria, Stanciu Silviu, Barbu Dan, Patrascu Bogdan
P1046	Cost Benefit Analysis of Delayed Ankle fracture fixation	Rajagopalan Senthilvelan, Lloyd John, Radhakrishnan Sivaranjani, Kirubanandan Ravishankar
P1048	Treatment of complex tibial fractures with taylor spatial frame in a district general hospital	Rampurada Ashok, Tadross Tamer
P1049	Nonunion of the Proximal Humerus Treated with Locking Plate and Cancellous Bone Allograft. A prospective study	Ranalletta Maximiliano, Guala Agustin, Lopez Ovenza Juan, Bongiovanni Santiago, Alonso Ignacio, Maignon Gaston



Selected candidate for the Jacques Duparc Award

LIST OF E-POSTERS

NR.	TITLE	AUTHORS
P1050	Iliac Crest and Trochanteric region fractures after Pelvic-abdominal-thoracic Impalement	Ranera Miguel, Aznar Jose Maria, Zamora Jose Maria, Gomez Jesus, Velazquez Carlos, Seral Fernando
P1051	Audit of time to theatre and reasons for delay to surgery for hip fractures in a district general hospital	Rashid Mustafa, Todd Brian
P1052	Clinical results from the use of a self-locking intramedullary expanding nailing system (FIXION®) for treating fixation failures in long-bone fractures	Ravaglia Fabio, Tacla Marcello, Cliquet Junior Alberto
P1053	Orthopaedic Trauma Service Utilisation – Is There More Than What Meets The Eye?	Rethnam Ulfin, Ramesh Balasundaram, Muthukumar Thirumoolanathan, Clay Nigel
P1054	Knee Injuries In The Floating Knee	Rethnam Ulfin, Yesupalan Rajam, Nair Rajagopalan
P1055	Open segmental tibia fracture fixation utilizing the less invasive stabilization system (LISS). Study of 23 consecutive acute segmental fractures	Reynders Peter
P1057	The Efficient Use of Trauma List Times	Ricks Matthew, Saeed Zaeed, Conway Spencer, Gadelrab Ragai, Lashari Shahbux
P1058	The Thomas splint: Its origins and use in trauma	Robinson Paul, Omeara Matthew
P1059	Arthroscopic Debridement of Docking Site (ADDS) – an innovative technique to aid successful docking in Ilizarov bone transport	Robinson Paul, Papanna Madhavan, Younis Fizan, Khan Sohail
P1060	An audit of hip hemiarthroplasties – a UK district hospital experience	Rookmoneea Maya, Friesem Tai
P1061	Outcome of Four-part proximal humeral fractures treated by PHILOS plate	Roslee Charline, Garg Sunil, Tavakkolizadeh Adel, Arya Anand, Sinha Joydeep
P1062	Treatment of acute acromioclavicular dislocation with double coracoclavicular and acromioclavicular ligament reconstruction using braided polyester prosthetic ligament	Roumeliotis Georgios, Ioannou Markos, Papanastassiou Ioannis, Anagnostakos Constantine, Papadimitriou Euaggelos
P1063	Do we need Contoured Plates for Clavicle Fracture fixation?	Sadiq Shahzad, Mahmood Tariq
P1064	Intramedullary Hip Screw Fixation for proximal femoral fractures	Sadiq Shahzad, Mahmood Tariq, Aslam Nadim
P1066	What Implants Should We Be Using to Treat Hip Fractures? Results of multicentric hip fracture audit in England	Sahu Ajay, Jain Neil, Dalal Sam, Todd Brian, Upadhyay Vishal
P1067	Efficacy of corticosteroids in prevention of fat embolism syndrome in patients with long bone fractures	Saied Alireza, Ayatollahi Moussavi Aliya, Zyaei Afshin

LIST OF E-POSTERS

NR.	TITLE	AUTHORS
P1068	Restorative surgery of soft tissue and bone defects in lower limb with external fixator	Sala Francesco, Pantaloni Marcello, Capitani Dario, Valentinotti Umberto, Bono Bruno, Thabet Ahmed
P1070	Treatment of complex femoral non-union with a first generation locked "Wave Plate" – Prospective clinical evaluation	Schulz Arndt, Wilde Erik, Schuemann Uwe, Seide Klaus, Mayer Martin, Jürgens Christian
P1071	Missed Compartment Syndrome as a Consequence of Epidural Analgesia: Case Review and Current Evidence	Seehra Kamaljit, Crone David, Kang Sertazniel, Ramachandran Manoj, Paterson Mark
P1072	Complications of surgical treatment using Gamma nail for femoral trochanteric fractures –Evaluation with new classification	Shoda Etsuo, Ouchi Kiyoshi, Maruyama Shigeki, Sakurai Atsushi
P1073	Patient Satisfaction with Bier's Block for the Reduction of Distal Radius Fracture in the Out-Patient Clinic	Sinclair Victoria, Smith Julie, Periasamy Kumar, Stark Andrew
P1075	Treatment of proximal third tibial metaphyseal fractures by a novel technique using unreamed solid intramedullary tibial nail with oblique proximal and biplaner distal interlocking utilizing a lateralized entry point	Singh Vinay, Singh Yashwant, Singh Pankaj, Sharma Amit, Goyal Radha
P1076	The plates with angular stability – the unique answer in distal femoral fractures type C3/AO	Sirbu Paul, Asaftei Razvan, Petreus Tudor, Bruja Radu, Carata Eugen, Barbieru Bogdan, Macarie Florin, Botez Paul
P1079	The treatment of the bicondilar tibial fractures. The role of the angular stability plates	Spagnolo Rosario, Fioretta Giannantonio
P1080	Minimally invasive plating osteosynthesis (MIPO) technique applied to humeral shaft fractures:the lateral approach	Spagnolo Rosario, Fioretta Giannantonio
P1081	Anterior pelvic ring fractures: A proposal of variant of osteosynthesis of pubic symphysis	Spagnolo Rosario, Fioretta Giannantonio
P1082	Minimal-invasive posterior approach in the treatment of the posterior wall fractures of the acetabulum	Spagnolo Rosario, Fioretta Giannantonio
P1083	One Year Follow up of Ruedi and Allgower Type III Pilon fractures in a large DGH	Sturley Wayne, Mc Andrew Andrew
P1084	Consideration of the femoral head cartilage thickness in preoperative planning in bipolar hemiarthroplasty	Suh Kuen Tak, Moon Kyu Pill, Woo Seung Hun, Lee Jung Sub
P1085	Plating with bone grafting in management of non-union humerus	Swarna Shyam Sundar, Singiseti Kiran
P1086	Intramedullary fixation of displaced diaphyseal fractures of the clavicle: A multicentre review of cases	Tamvakopoulos George, May James, Buchanan James, Hatrick Cameron
P1087	Achilles tendon tear treatment through transcutaneous suture	Tarnita Danut Nicolae, Tarnita Daniela, Grecu Dan Cristian, Niculescu Dragosi, Capitanescu Bogdan, Tarnita Roxana Maria



Selected candidate for the Jacques Duparc Award

LIST OF E-POSTERS

NR.	TITLE	AUTHORS
P1088	Financial argument for treating extremity gunshots in the Accident and Emergency department as opposed to operating theatres	Thonse Raghuram, Gupta Rahul, Kealey David
P1089	Clinical and radiological evaluation of THA following acetabular fractures – A six years clinical review	Tiberiu Bataga, Bataga Simona, Remus Opris, Voicu Bogdan, Stefana Marian, Marton Denes, Solyom Arpad
P1090	THR after trochanteric fractures	Torres Ana, Murcia-Asensio Antonio, Murcia Mazón Antonio, Ros María, Lax-Perez Raquel, Salmeron Emilio, Alvarez Jorge, Lax-Perez Angel, Meroño-Garcia Antonio
P1091	Antegrade intramedullary nailing of humeral shaft fractures	Tsourvakas Stefanos, Alexandropoulos Christos, Karatzios Christos, Egnatiadis Nikolaos, Kesoglou Konstantinos, Gimtsas Christos, Ameridis Nikolaos
P1092	Our experience in the usage of cephalomedullary nails	Tzachev Nedelcho, Baltov Asen, Zlatev Borislav, Iotov Andrey
P1093	The treatment of bicondylar tibial plateau fractures by the Ilizarov circular external fixator	Utkan Ali, Tumor Mehmet, Uludag Mehmet, Kose Cem, Ciliz Asim
P1094	The Pauwels classification for intracapsular hip fractures: Is it reliable?	Van Embden Daphne, Rhemrev Steven, Meylaerts Sven, Roukema Gert
P1095	A simplified classification for intercapsular hip fractures makes decision making more reliable!	Van Embden Daphne, Rhemrev Steven, Meylaerts Sven, Genelin , Roukema Gert
P1096	Intertrochanteric fractures in the elderly treated with external fixation	Vekris Marios, Manoudis Grigorios, Maurodontidis Alexandros, Papageorgiou Christos, Lykissas Marios, Kostas Ioannis, Beris Alexandros
P1097	Treatment of peritrochanteric fractures with the endovis cephalomedullary nail	Vergados Nikolaos, Valentis Evangelos, Lakiotis Panagiotis, Chalkias Vassilis
P1098	Acute care of hip fractures in centenarians – Do we need more resources?	Verma Rajeev, Rigby Alan, Shaw Christopher, Mohsen Amr
P1099	Ipsilateral intertrochanteric and femoral shaft fractures treated with a long reconstruction intramedullary nail	Vlachos-Zounelis Nikolaos, Theodorakopoulos Panagiotis, Sarras Emmanuel, Tsifetakis Stauros
P1100	Usage of the Risk model Delirium in patients with a proximal femoral fracture: A simple effective method of reduction of a delirium	Vochtelo Anne, Van Haagen Maurik, Niesten Dieu Donne, De Vries Mark, Pilot Peter
P1101	Surgical Treatment of Humeral Fractures with the Retrograde Halder Humeral Nailing System	Volpin Gershon, Shtarker Haim, Shachar Ravid, Kaushanski Alexander, Sevi Roger
P1102	Acute Open Fracture Care in a District General Hospital: Are BOA Guidelines Met?	Walton Roger, Rathinam Manikam, Gupta Vikas, Stevenson James, Phillipson Andrew
P1103	Open fractures of the upper limb and the 6 hour rule: Are British Orthopaedic Guidelines for open tibial fractures applicable?	Walton Roger, Rathinam Manikam, Gupta Vikas, Stevenson James, Phillipson Andrew

LIST OF E-POSTERS

NR.	TITLE	AUTHORS
P1104	Does the timing of antibiotic administration affect outcome in open fractures?	Walton Roger, Gupta Vikas, Rathinam Manikam, Stevenson James, Phillipson Andrew
P1105	Outcome of bipolar hemiarthroplasty at a district general hospital	Windley Joseph, Marsland Daniel
P1106	Polytrauma combined with fracture of the distal femur	Wurm Simone, Woltmann Alexander, Bühren Volker
P1107	Conversion THR after Bipolar Hemiarthroplasty for Femoral Neck Fracture in the Elderly	Yang Ick-Hwan, Han Chang-Dong
P1108	Results of Screw Fixation for Displaced Femoral Neck Fracture	Yang Ick-Hwan, Han Chang-Dong
P1109	Operative treatment of femoral neck fractures in young and middle-aged adults	Yildirim Ozgur, Oken Fuad, Unal Vuslat, Gülcek Murat, Ucaner Ahmet, Kati Alper, Ozsular Metin, Celik Ozan, Kirac Ferit
P1110	LEAN Thinking: Can it Maximize the Efficiency of Available Resources to Improve the Outcome of Fracture Neck of Femur Patients?	Yousri Taher, Khan Zeeshan, Chakrabarti Dip, Fernandez Richard, Wahab Khaldoon
P1112	SwissSpine: Governmentally mandated HTA-registry for total disc arthroplasty. Methodology and results of 825 cervical disc prostheses in 719 patients	Aghayev Emin, Schluessmann Eric, Zweig Thomas, Staub Lukas, Aebi Max, Diel Peter, Roeder Christoph
P1113	Spine-shortening Vertebral Osteotomy for the Patients with Tethered Cord Syndrome Caused by Spinal Lipoma	Aizawa Toshimi, Kokubun Shoichi, Ozawa Hiroshi, Hoshikawa Takeshi, Kusakabe Takashi, Itoi Eiji
P1114	Arthrodesis of the cervical spine with cages – our experience	Alves Jorge, Silva Fernando, Sousa Carlos, Correia João, Martins Rui
P1115	Local anaesthetic confers no additional benefit in caudal epidural injection for the treatment of sciatica	Anwar Hanny, Roberts David, Seehra Kam, Mcguinness William, Sivaraman Alagappan, Natali Colin
P1116	Minimally Invasive Techniques in the Treatment of Degenerative Lumbar Spine Disease	Athanassacopoulos Michael, Pneumaticos Spyros, Liantis Panagiotis, Gratsias Petros, Korres Demetrios
P1117	The use of Medtronic's CD Horizon® Legacytm Peek Rod System for TLIF and PSF	Athanassacopoulos Michael, Pneumaticos Spyros, Liantis Panagiotis, Gratsias Petros, Korres Demetrios
P1118	A new stand alone anterior lumbar interbody fusion cage – Clinical and radiographic outcome after minimum 1 year follow up	Bach Christian
P1119	A Multicenter Experience of Controlled Cement Viscosity Vertebroplasty-Vertecem System	Bach Christian, Gehrchen Martin, Ojala Risto, Tancioni Flavio, Nel L, Egger Roman
P1120	A β -tricalciumphosphate prefilled cage for anterior lumbar interbody fusion	Bach Christian, Gstöttner Michaela, Thaler Martin, Liebensteiner Michael



Selected candidate for the Jacques Duparc Award

LIST OF E-POSTERS

NR.	TITLE	AUTHORS
P1121	Evaluation of patients who operated average 8 years ago because of thoracic and/or lumbar vertebral fracture	Baloglu Mehmet, Köksal Alper, Öner Ali, Örnek Serhan, Bozkus Ferdi, Aykut Ümit, Kaygusuz Mehmet
P1122	Complications of high thoracic spinal fractures	Batista Nuno, Pereira Armando, Tirado António, Fernandes Pedro
P1123	Does conventional practice prevent ocular complications in prone position spinal surgery?	Bhattacharyya Mayukh, Haushofer Lisa, Sakka Samir
P1124	CAT scan-sparing 3D-Navigation in posterior instrumentation of the cervical spine	Blatter Thomas, Katscher Sebastian, Jarvers Jan-Sven, Siekmann Holger, Josten Christoph
P1127	Mid-term clinical and radiological results of percutaneous kyphoplasty in the management of osteoporotic vertebral compression fractures	Boursinos Loukas, Chantzidis Paraskeyas, Papadopoulos Anestis, Tsiampa Vassiliki, Dimitriou Christos
P1128	Comparison of electromagnetic field based image-guided to conventional transpedicular puncture of vertebrae	Buschmann Christian, Kowalski Konrad, Spies Christian, Maus Uwe, Bruners Philipp, Penzkofer Tobias, Ohnsorge Jörg
P1134	Dysphagia – Is it a spinal problem?	Dasari Kumar, Cockshott Simon
P1135	 The correlation of lower limb reflexes in lumbar disc disease: A prospective review of 1,303 cases	Davidson Jerome, Kothari Alpesh, Davies Benjamin, Broderick Abigail, Sushma Sharma, Shah Yousaf, Floyd Andrew
P1136	Safety and efficacy of vertebroplasty – early results of a prospective one year case series of an academic high volume center	Diel Peter, Röder Christoph, Benneker Lorin, Seidel Ulrich, Heini Paul
P1137	Percutaneous axial lumbosacral interbody fusion: Preliminary clinical and radiological results	Doria Carlo, Tidu Luigi, Balsano Massimo, Milia Fabio, Zachos Alexandros, Ruggiu Adriano, Barca Francesca, Tranquilli Leali Paolo
P1139	Neuromuscular Scoliosis as a sequelae of Guillain-Barré syndrome	Edwards Max, Panteliadis Pavlos, Lucas Jonathan
P1140	Guidelines for surgical treatment of degenerative lumbar scoliosis based on a review of 54 consecutive cases	Faldini Cesare, Pagkrati Stavroula, Digennaro Vitantonio, Grandi Gianluca, Acri Francesco, Francesconi Dunia, Giannini Sandro
P1141	Functional outcome and quality of life after surgical treatment of thoracolumbar fractures	Figueras Coll Guilem, Matas Pareja Mariano, Garcia Nuño Laura, Ubierna Garcés Maria Teresa, Iborra-Gonzalez Miquel, Cavanilles-Walker José María, Roca Burniol Jaume
P1142	Parallel imaging of the cervical spine at 3.0 Tesla	Fruehwald-Pallamar Julia, Fakhrai Negar, Szomolanyi Pavol, Weber Michael, Trattinig Siegfried, Noebauer-Huhmann Iris-Melanie

LIST OF E-POSTERS

NR.	TITLE	AUTHORS
P1143	Coexisting Hip arthritis and Lumbar Spinal stenosis –A Proposed Treatment Algorithm	Ghosh Subhajit, Sayana Murali, Wynn Jones C
P1144	The Impact of Cement Stiffness and Filling Volume after Cementoplasty on the Risk of Adjacent Vertebral Fractures	Gillies Ronald, Becker Stephan, Hogg Michael, Dabirrahmani Danè, Appleyard Richard
P1145	Vertebral augmentation in thoracic and lumbar fracture	Girardo Massimo, Bruno Antonio, Muratore Marco, Caruso Luigi, Aleotti Stefano
P1146	Mini-open thoracoscopic-assisted instrumented correction for thoracic scoliosis	Gokaraju Kishan, Yeung Eric, Agyare Kofi, Tucker Stewart
P1147	Burst fracture of the thoraco-lumbar union. Comparative radiological study of the operative treatment: Short posterior assemblies with or without instrumentation of the fractured vertebra	Gonzalez Jose Eduardo, Huguet Ramon, Marsol Anna, Escala Joan, Giné Goma Josep
P1150	Cryocoagulation for the management of the hypervascular tumours of the spine	Hadjipavlou Alexander, Kakavelakis Kyriakos, Zoras Odysseas, Tzermiadianos Michael, Kontakis George
P1151	Long-term outcome of decompression surgery for degenerative lumbar stenosis	Hatzigiannakis Athanasios, Kotzamitelos Dimitrios, Babourda Eleni, Karadimas Efthimios, Tilkeridis Kostantinos, Almanidis George
P1152	Non-operative management of atlanto-axial fractures: CT scanning for detection of fusion reduces the need for subsequent surgery	Highcock Alan, Cohen Daniel, Moulton Lawrence, Rourke Kevin, De Matas Marcus, Pillay Robin
P1153	Interlaminar decompression versus interlaminar decompression and interspinous spacer in the treatment of lumbar vertebral stenosis in elderly patients	Holinka Johannes, Krepler Petra, Matzner Michael, Grohs Josef
P1154	 Better results achieved by curve correction in surgically treating spinal stenosis with degenerative scoliosis	Hsu Chien Jen
P1156	Correction of cervical kyphotic deformity and spinal stabilization using stand alone carbon peek cages	Kamal Tamer, Salah Hossam, Koptan Wael, El Meligy Yasser, Constantinou Christina
P1157	Clinical Review of the use of Bone Morphogenic Protein in Spinal Surgery	Kansal Amit, Michael Antony
P1158	Long term outcome of thoracolumbar burst fracture patients treated with short segment posterior pedicle screw fixation with supplemental laminar hook fixation(2HS-1SH construct)	Kaymaz Burak, Ayvaz Mehmet, Yazici Muharrem, Acaroglu Rifat, Alanay Ahmet
P1163	Radiological and Clinical Midterm Results After Dynamic Lumbar Stabilization	Kröner Andreas, Grabmeier Georg, Krampla Wolfgang, Engel Alfred, Eyb Richard
P1164	AxiaLIF in the treatment of moresegmental and complex spinal problems	Lack Werner, Sabitzer Ronald, Nicolakis Michael
P1165	Adult haematogenous methicillin resistant staphylococcus aureus (MRSA) spondylodiscitis – Demographics and clinical presentation	Lam Khai, Al-Nammari Shaffic, O'brien Andrew, Lucas Jonathan




Selected candidate for the Jacques Duparc Award

LIST OF E-POSTERS

NR.	TITLE	AUTHORS
P1166	The effect of spinal surgery on function in children with neuromotor disorders and scoliosis: A prospective study using standardised measures	Lam Khai, Courtier Nicky, Wraige Elizabeth, O'dowd John, Lucas Jonathan, Will Elspeth
P1167	Vertebral compression fractures – a new clinical sign to aid diagnosis	Langdon James, Way Adam, Gokaraju Kishan, Bernard Jason, Molloy Sean
P1168	Failure to treat osteoporotic vertebral compression fractures causes significant morbidity in the elderly population	Langdon James, Way Adam, Gokaraju Kishan, Bernard Jason, Molloy Sean
P1169	Pioneering experience with the first bi-composite polymeric disc prosthesis: Technical aspects, experimental data and 3 years multicentric clinical evaluation	Lazennec Jean-Yves, Pascal-Moussellard Hugues, Ricart Olivier, Rakover Jean Patrick, Rousseau Marc Antoine
P1170	Restoration and preservation of disc height and segmental lordosis with circumferential lumbar fusion – a retrospective analysis of cage vs. bone graft	Liebensteiner Michael, Jesacher Guenther, Thaler Martin, Gstöttner Michaela, Liebensteiner Marlies, Bach Christian
P1171	Superior mesenteric artery syndrome following scoliosis surgery – case report that required operative treatment	Ling Tah, Agostinho Francisco, Tomé Teresa, Conceicao Mário, Seabra Jorge
P1172	Does position of patient affect outcome of sacral epidural injection for sciatica – A randomised controlled trial	Lingutla Kiran, Reddy Guru, Bhatia Chandra, Friesem Tai, Krishna Manoj, Pollock Raymond, Purushothaman Balaji, Barzilay Yair
P1173	MRI changes in the lumbar multifidus (MF) muscles and lumbar spinal stenosis, spondylolisthesis and pseudospondylolisthesis	Luque Víctor, Solis Jose Maria, Caballero Jose Ventura, Domínguez Miguel, Quiles Manuel
P1174	Endoscopic discectomy: Surgical technique and preliminary results	Magurean Mihai, Niculescu Marius, Pirsu Carmen, Negrusoiu Mihai, Firica Andrei
P1175	Conservative Treatment of Traumatic Fractures of the Thoracic and Lumbar Spine: Clinical and Radiological Outcome	Maier Michael, Hauck Stephan, Beisse Rudolf, Bühren Volker
P1176	Epidemiology and clinical outcome of traumatic fractures of the thoracic and lumbar spine after sports injuries	Maier Michael, Beisse Rudolf, Hauck Stefan, Merkel Patricia, Bühren Volker
P1180	Biomechanical Evaluation Of A Clinically Established Dynamic Stabilization Device For The Lumbar Spine	Martin Arno, Schmoelz Werner, Onder Ursula, Von Stempel Archibald
P1181	Prospective study comparing MIS vs open surgery in lumbar fusion	Martorell Salvador, Badía Pablo, Bertó Xavier, Sanfeliu Miguel, Bru Antonio
P1182	Long-term effects of posterior lumbar spine interbody fusion on neighboring segments	Mécs László, Sohár Gellért, Tóth Kálmán
P1186	Clinical and Radiological Outcomes of spinal instrumentation in Patients over 75 years	Mirza Saqeb, Ramnarine Devindra, Germon Timothy, Gangoo Shafaat, Naqvi Syed

LIST OF E-POSTERS

NR.	TITLE	AUTHORS
P1187	Epidural Analgesia in Lumbar Spine Surgery – Placement and Side-Effects	Morris Stephen, Sheridan Barnaby, Walton Michael, Sandford Lorraine, Ellapparadja Pregash, Madhavan Pradeep, Thorpe Paul
P1188	Postoperative synovial cyst of the facet joint after posterior decompression for lumbar spinal canal stenosis	Nishimura Yukimasa, Ikuta Ko
P1189	 Analysis of the bifurcation level of the lumbar nerve root	Nishimura Yukimasa
P1192	Rate of complications after Correction of Neurogen Scoliosis with USS low-profile Instrumentation	Pfandlsteiner Thomas, Wallnöfer Peter, Wimmer Cornelius
P1194	Spinal Epidural Abscess – incidence on the rise?	Prasad Ganesh, Lekka Elvira, Ray Arup, Cheesebrough John, Golash Aprajay
P1196	Traumatic Injuries of the Cervical Spine in Paediatric Age	Ribeiro Da Silva Manuel, Pinto Rui, Neves Nuno, Tulha José, Matos Rui, Trigo Cabral Abel
P1197	The V-rod technique for the reconstruction of the interarticular pars in the treatment of spondylolysis	Ribeiro Da Silva Manuel, Pinto Rui, Neves Nuno, Tulha José, Matos Rui, Trigo Cabral Abel
P1198	Functional outcome of severe degenerative lumbar scoliosis after extended Posterolateral fusion	Schmolke Stephan, Gossé Frank
P1200	An investigation into Lumbar vertebral dimensions from 100 digitised CT images in patients over 50	Seehra Kamaljit, Hafez Moustafa, Coombs Richard
P1201	Epidural steroid injection in low back pain with radicular symptoms: Caudal or lumbar does it matter?	Sharma Amit, Apsingi Sunil, Singh Vinay, Babbar Savita, Gupta Jamuna
P1202	Transverse process as a source of bone graft in posterior spinal fusion for scoliosis	Sharma Sanjeev, Bhatt Pragnesh, Breakwell Lee, Cole Ashley
P1204	Visualization and evaluation of pre- and post-operative spinal 3D geometry in scoliosis using ultra low-dose radiation 2D/3D imaging: Significance of horizontal plane view based on first-year clinical data	Somoskeoy Szabolcs, Dubousset Jean, Illés Tamás
P1205	Haematogenous spine infections- a seven year review in the Maltese Islands	Spiteri Michelle, Zammit Maempel Frederick
P1206	Biomechanical evaluation of resorbable and non – resorbable augmentation of transpedicular screws in osteoporosis	Becker Stephan, Spitaler Ralf, Chavanne Albert, Kropik Karl, Baroud Gamal, Ogon Michael, Redl Heinz
P1207	Caudal epidural steroid injections for lumbo – sacral radicular pain: Does it really make a difference?	Swamy Girish, De Loughery Lynda, Bommireddy Rajendranath, Klezl Zdenek, Calthorpe Denis
P1208	Incidence, Understanding and Medico-legal Implications of Cauda Equina Syndrome – A Lack of Knowledge or Apathy!	Tawari Gautam, Balain Birender, Powers David
P1209	Radiographic versus Ultrasound Evaluation of the Risser Grade in Adolescent Idiopathic Soliosis – A prospective Study of 46 patients	Thaler Martin, Kaufmann Gerhard, Mayr Eckart, Liebensteiner Michael, Bach Christian



Selected candidate for the Jacques Duparc Award

LIST OF E-POSTERS

NR.	TITLE	AUTHORS
P1210	Lumbar raquis elective surgery bleeding and autodonation efficiency	Torres Claramunt Raul, Ramirez Valencia Manolo, Saló Bru Guillem, García De Frutos Ana, Molina Ros Antoni, Lladó Blanch Andreu, Cáceres Palou Enric
P1213	Outcomes and complications of operative treatment in Scheuermann's disease	Vale Mário, Santos Silva Filipa, Tirado António, Fernandes Pedro, Monteiro Jacinto
P1214	A comparative study of the treatment by posterolateral fusion vs circumferential of the degenerative spondylolisthesis	Vaquerizo García Victor, Plasencia Arriba Miguel Angel, Maestre Carmen, Viloría Fernando, Gómez Alberto, Vara Isabel, Pareja-Esteban Jose Antonio, Montes Martínez Esther
P1215	Application of intrathecal morphine for postoperative pain control in patients undergoing mayor lumbar spinal surgery	Vaquerizo García Victor, Plasencia Arriba Miguel Angel, Maestre Carmen, Pareja Esteban Jone Antonio, Viloría Fernando
P1218	The unfulfilled promise – Meta-analysis of functional outcomes of pedicle screws insertion with the help of navigation	Verma Rajeev, Haendlmayer Kurt, Mohsen Amr
P1219	Effect of Orthoses on Cervical Range of Motion	Whitcroft Katherine, Massouh Laura, Amirfeyz Rouin, Bannister Gordon
P1220	Evaluation of a signal inducing bone cement for MRI	Wichlas Florian, Teichgräber Ulf, Bail Hermann
P1221	Longtime study after minimal invasive lumbar spine fusion	Wimmer Cornelius, Pfandlsteiner Thomas, Neubauer Ludwig
P1222	Complication rate in Percutaneous Lumbar Spine Fusion	Wimmer Cornelius, Pfandlsteiner Thomas, Neubauer Ludwig
P1223	VEPTR three years follow up in the treatment of severe spinal deformities	Wimmer Cornelius, Pfandlsteiner Thomas, Wallnöfer Peter
P1224	Endoscopic transnasal transoral Odontoidectomy with the use of intraoperative Navigation in Arnold-Chiari II Syndrome	Zacherl Maximilian, Mokry Michael, Radl Roman, Gruber Gerald, Stammberger Heinz, Windhager Reinhard
P1226	Long term results after Harrington operation in idiopathic scoliosis	Ziegler Sven, Loipur Milenko, Ivanic Gerd, Pink Teo
P1227	Arthroscopy-assisted reduction and percutaneous fixation of glenoid fractures	Al-Khateeb Hesham, Andrews Edward, Ahmed Hasan, Goldie Boyd
P1228	The Use Of Autologous Platlet Injections For Chronic Tennis Elbow	Anand Bobby, Anand Amarjit, Christopher Brinda, Davies Neil, Irwin Andrew
P1230	Early outcome of modified weaver dunn procedure using lars ligament	Azam Amir, Rajagopalan , Niezywinski Wojciech
P1231	Arthroscopic Posterior Labral Repair in Elite Rugby Players	Badge Ravi, Tambe Amol, Funk Lennard

LIST OF E-POSTERS

NR.	TITLE	AUTHORS
P1232	Humerus Varus Deformity: Humerus Lengthening versus Valgisation Osteotomy	Balioglu Mehmet, Demir Bilal, Oner Ali, Cimen Osman, Kaygusuz Mehmet
P1233	Total elbow arthroplasty as a treatment option in complex injuries of the elbow in elderly patients	Becker Lars, Schmidt Horlohé Kay, Bonk Andreas, Hoffmann Reinhard
P1234	Predictors of Outcome Following Arthroscopic Subacromial Decompression for Impingement Syndrome and partial thickness rotator cuff tear	Benson Richard, Mc Donnell Stephen, Rees Jonathan, Athanasou Nick, Carr Andrew
P1235	Evidence for vascular remodelling and inflammatory cytokine response in rotator cuff failure	Benson Richard, Rees Jonathan, Milner Caroline, Day Tony, Carr Andrew, Hulley Philippa
P1236	Computer navigation in reversed total shoulder arthroplasty	Berghs Bart, Lecluyse Clarisse, De Wilde Lieven, Verhelst Luk
P1237	"Suture anchors for Bankart repair revisited"	Bisbinas Ilias, Mikalef Petros, Magnissalis Evangelos, Beslikas Theodoros, Hatzokos Ippokratis, Christoforidis Ioannis
P1238	Glenoid replacement in Rheumatoid arthritis	Bolton-Maggs Ben, O'brien Andrew
P1239	Evaluation of generalized joint laxity in patients with recurrent shoulder instability	Bongiovanni Santiago, Ranalletta Maximiliano, Guala Agustin, Lopez Ovenza Juan, Maignon Gaston
P1241	Greater tuberosity fractures associated with anterior shoulder dislocation	Canosa Jordi
P1242	Open vs. arthroscopic procedure: An evaluation of pain in the immediate postoperative period in the surgical treatment of pathologies of the shoulder rotator cuff complex	Checucci Giuseppe, Mazza Pina, Manfredini Luca, Zampetti Pier Giuseppe, Zucchini Maura, Bigazzi Prospero, Barbanti Bernardo, Ceruso Massimo
P1245	Total elbow arthroplasty in patients with rheumatoid arthritis and post-traumatic arthritis	Claro Rui, Sousa Ricardo, Sousa João, Trigueiros Miguel, Lourenco José Manuel, Silva César
P1246	The metal backed glenoid component in rheumatoid disease: 8 to 14 year follow-up of 36 joints	Clement Nicholas, Ray Robbie, Stirrat Allan
P1247	A prospective study analysing the feasibility of day case arthroscopic shoulder surgery using a 'top up' technique with an interscalene nerve block	Cooney Alan, Brooksbank Andrew, Booth Malcolm, Mckinlay Sonia
P1248	Simultaneously acute posterior dislocation and posterior fracture dislocation of the shoulders after epileptic seizure: A case report	Copuroglu Cem, Aykac Bilal, Tuncer Beyti, Ozcan Mert, Yalniz Erol
P1249	Subacromial Impingement linked to Scapula Dyskinesia. A report of five cases	Cozzolino Andrea, Bellotti Vittorio, Manna Pasquale, Imperatore Catello, Cozzolino Francesco
P1250	The medium term outcome of hemiarthroplasty using the cta head in rheumatoid arthritis and cuff-tear arthropathy	Crawford Louise, Thompson Neville, Nuttall David, Trail Ian, Haines John



Selected candidate for the Jacques Duparc Award

LIST OF E-POSTERS

NR.	TITLE	AUTHORS
P1251	The reverse shoulder prosthesis for glenohumeral arthritis associated with severe rotator cuff deficiency: Short term results of 30 patients	De Biase Carlo Felice, Vitullo Andrea
P1252	Outcome of revision total elbow replacement using the Acclaim prosthesis	Desai Aravind, Hearnden Anthony, Dramis Asterios, Harrison Jonathan, Hayton Mike, Trail Ian, Stanley John
P1253	Role of rotator cuff in shoulder hemiarthroplasty – Early results using the oxford shoulder.	Dwyer Amitabh, Dvorak Vlasta, Rico-pecero Jose, Chambler Andrew
P1254	Submuscular versus Subcutaneous anterior transposition of the ulnar nerve – 15 years of experience	Fernandes Sofia, Cerqueira Rui, Caetano Vitor, Loureiro Manuel, Fraga Ferreira José, Ferrero Ramon, Moreira António
P1255	The central problem of shoulder arthroplasty in fracture and possible solutions	Fleischer Jörg, Schleyer Alexandra, Nassutt Roman, Grundei Hans
P1260	Rotator cuff double row suture tensioning technique with a titanium transfixation anchor screw	Geyer Michael
P1262	 Outcome of Conservative Treatment for Acute Elbow Dislocation in Children and Adults	Gray James, Edmondson Mark, Jain , Proctor M
P1263	Two Stage Revision for Infected Total Elbow Prosthesis Using a Non-Custom Made Prosthesis	Gregory Jonathan, Kerin Cronan, Miller David, Hay Stuart
P1264	Arthroscopic repair of chronic anterior shoulder instability: A comparative study between patients with Bankart lesion and patients with combined Bankart and superior labral anterior – posterior lesion.	Hantes Michael, Venouziou Aaron, Karidakis Georgios, Liantis Athanasios, Dailiana Zoe, Malizos Konstantinos
P1265	Ultrasound assessment of intra-articular entrapment of the long head of biceps (hourglass biceps): A series of 16 cases	Hargunani Rikin, Pujol Nicolas, Holloway Brian, Gadikoppula Sri, Ahrens Philip
P1268	Humeral lengthening	Hosny Gamal
P1269	Diagnostic value of MR-Arthrogram in SLAP tears. Does this change your management plan?	Iqbal Hafiz, Mahmood Aatif, Aniq Hifz, Brownson Peter
P1270	Repair of ruptured distal biceps tendon using a bio-tenodesis screw	Jeavons Richard, Adesina Simon, Mcvie James
P1272	Does a novel design prevent scapular notching in inverse shoulder prosthesis? Design rationale and early clinical findings	Joudet Thierry, Reuther Falk, Kohut Georges, Nijs Stefaan, Kaab Max, Irlenbush Ulrich
P1273	Displaced distal extraarticular fractures of humerus treated with retrograde internal fixation using "Halder Humeral Nail"	Kadakia Anish, Pai Sunil, Halder S
P1274	Displaced three part proximal humeral fractures treated by retrograde Halder humeral nail	Kadakia Anish, Newman John, Chakrabarty Gautam, Halder S

LIST OF E-POSTERS

NR.	TITLE	AUTHORS
P1275	Semiconstrained Total Elbow Arthroplasty for the treatment of the painful stiff elbow in an orthopaedic unit in the west of Ireland	Keating Ciara, Colgan Grainne, O'sullivan Michael
P1277	The first documented case of metallosis in a shoulder replacement	Khan Wasim, Agarwal Manish, Malik Atif, Iftikhar Sohail, Denton John, Holt Edward
P1278	Gender Specific Constant Score Correction for Age	Khokhar Ritesh, Roslee Charline, Tavakkolizadeh Adel, Arya Anand, Ghassemi A, Sinha Joydeep
P1279	An analysis of the outcome of Open versus Arthroscopic shoulder stabilisation using subjective and objective scoring tools	Khokhar Ritesh, Roslee Charline, Colegate-Stone Toby, Tavakkolizadeh Adel, Arya Anand, Sinha Joydeep
P1280	An analysis of the Acromio-clavicular joint (ACJ) excision: Is joint morphology an aetiological factor?	Khokhar Ritesh, Roslee Charline, Colegate-Stone Toby, Shetty Sandesh, Tavakkolizadeh Adel, Sinha Joydeep
P1281	Which technique better covers footprint – arthroscopic transosseous or double row rotator cuff reconstruction?	Klobucar Hrvoje, Trsek Denis, Karlovic Sven, Cicak Nikola
P1282	The dial method to assess side-to-side difference in torsion of the humerus	Kohut Georges, Gülerüz Attila
P1283	Subcoracoidal ImpingementThe young painful shoulder – an algorithm for diagnosis and treatment after dynamic MRI-Investigation	Krifter Rolf Michael, Prodinger Axel, Seitlinger Gerd, Lick-schiffer Walpurga, Schmidt Peter
P1284	Dynamic posterior stabilisation of shoulder hemiarthroplasty in long standing neglected posterior dislocations of the glenohumeral joint	Kumar Shyam, Oakley Jeremy, Wooton Jamie
P1285	Reconstruction with cerclage augmentation for types III, IV, and V acromioclavicular joint disruption: Mid to long-term clinical, isokinetic and radiological results	Lädemann Alexandre, Rod Thierry, Jung Maximilien, Biason Edmund, Hoffmeyer Pierre
P1286	Objective evaluation of lengthening in reverse shoulder arthroplasty	Lädemann Alexandre, Melis Barbara, Hoffmeyer Pierre, Walch Gilles
P1287	Acromial morphology does not change with age in non-symptomatic shoulders	Leppilahti Juhana, Vahakari Matti, Hyonen Pekka, Ristiniemi Jukka, Paivansalo Markku, Jalovaara Pekka
P1288	Post-operative Elbow Mobilisation: A Quantitative Comparison Study of Two Dynamic Elbow Splints	Lloyd John, Hargreaves David
P1290	The correct treatment for ulnar neuropathy	Mader Konrad, Dargel Jens, Koebke Jürgen, Angelov Doychin, Pennig Dietmar
P1291	Lateral Condylar Prominence Post Corrective Osteotomy of Cubitus Varus: A Study Using 3-Dimensional Reverse Engineering Technique	Mahaisavariya Banchong, Sithiseriprateep Kriskrai



Selected candidate for the Jacques Duparc Award

LIST OF E-POSTERS

NR.	TITLE	AUTHORS
P1293	Clinical and dynamic radiologic outcomes in the arthroscopic Mumford	Martinez De Albornoz Pilar, Silberberg Jose, Leyes Manuel, Sanz Luis
P1294	Anatomical repair of distal biceps brachii tendon rupture through a limited anterior approach	Mavrogenis Andreas, Papagelopoulos Panayiotis, Antonopoulos Dimitrios, Ignatiadis Ioannis, Spyridonos Sarantis
P1295	The Coracoid Spur Sign: A novel radiological feature of potential dissociation of the scapula from the clavicle in complex scapular fractures	Mcgarvey Ciaran, Pandit Adam, Lambert Simon
P1296	 Thermal Capsulorrhaphy in Athletes with Internal Impingement: A 7-Year Follow-up Study	Meermans Geert, Jansen Nick, De Wachter Jeroen, Declercq Geert
P1297	Upright MRT of the shoulder demonstrates labrum dynamics	Michael Joern, Springorum Hans, Eysel Peer, Koenig Dietmar
P1298	Comparative study of surgical treatment of ulnar nerve compression at the elbow	Mitsionis Grigorios, Manoudis Grigorios, Motsis Efstathios, Lykissas Marios, Paschos Nikolaos, Beris Alexandros
P1299	Accuracy of Ultrasound in the Diagnosis of Rotator Cuff Tears	Modi Chetan, Ho Kevin, Karthikeyan Shanmugam, Boer Ronald, Rai Santosh, Drew Jacob, Turner S
P1300	Use of a novel Tourniquet in Total Elbow Arthroplasty- an outcome study	Mohan Arvind, Middleton Mark, Flannery Mark
P1301	Posterior Glenohumeral Joint Injections – Are we using the correct needle?	Morris Stephen, Price Mark, Langdown Andrew
P1302	Radiocapitellar joint contacts after bipolar radial head arthroplasty	Moungondo Fabian, El Kazzi Wissam, Van Riet Roger, Feipel Véronique, Rooze Marcel, Schuind Frédéric
P1303	A less invasive surgery for subacromial impingement and rotator cuff tear: Mini-open repair	Nagare Umesh, Sharma Vikas, Maqsood Mohammad
P1306	Arthroscopic rotator cuff repair: Results of a 5-year follow-up	Nikolopoulos Dimitrios, Tsilikas Stauros, Sergidis Neoptolemos, Boukoros Vangelis, Safos George, Karagiannis Apostolos, Papagiannopoulos George
P1307	The combination of a rotator cuff tear with shoulder dislocation confers a poorer prognosis for mobility and quality of life than either injury alone. A retrospective risk factor appraisal and prospective follow up	O'Briain David, Oneill Barry, Bourke Michael, Kelly John, Kaar Kenneth
P1308	Digital Photography for Assessing Shoulder Range of Motion: A viable option?	Oneill Barry, O'Briain David, Hirpara Kieran, Shaunessy Michelle, Yeatman Yeatman, Kaar Kenneth
P1309	Traumatic Unidirectional Instability Arthroscopically Treated: Factors Affecting Recurrence	Paladini Paolo, Pegreffo Francesco, Campi Fabrizio, Porcellini Giuseppe, Pellegrini Andrea, Saporito Marco
P1310	Total Shoulder Arthroplasty in Primary Osteoarthritis. A mean five years follow up study of 58 patients	Papaspiliopoulos Athanasios

LIST OF E-POSTERS

NR.	TITLE	AUTHORS
P1311	Pitcher Aging Affecting Performance in Throwing Shoulder: The Italian Experience	Pegreffo Francesco, Paladini Paolo, Campi Fabrizio, Porcellini Giuseppe, Pellegrini Andrea, Saporito Marco
P1312	Outcome at 3 to 5 years of treatment algorithm for rotator cuff tears in an elderly population	Mirzozan Hamlet, Pouliart Nicole, Handelberg Frank
P1313	Functional Outcome Of Arthroscopic Resection Of Tennis Elbow – Influence Of Concurrent Pathology	Pullagura Mohan, Rajeev Aysha, Pooley Joseph
P1316	Copeland surface shoulder replacement arthroplasty for cuff tear arthropathy – early and mid term functional results	Rajkumar Shanmugasundaram, Adeeb Murtaza, Raza Naeem, Thomas Michael
P1317	Humeral resurfacing emiarthroplasty. Our two years experience (preliminary report)	Rosa Michele, Pisani Alessandro, Lo Vano Danilo, Maccauro Giulio, Arrabito Giuseppe
P1318	The Infiltration of the AC Joint: Ultrasound versus Palpationa prospective randomized study	Sabeti Manuel, Ochsner Antonia, Weidekamm-Schüller Claudia, Schmidt Max, Funovics Philipp, Skrbensky Gobert, Schatz Klaus, Goll Alexandra
P1319	A novel innovative technique of L-configuration re-attachment of distal biceps tendon rupture	Sahu Ajay, Charalambos, Upadhyay Vishal, Gullett Thomas, Funk Leonard, Ravenscroft Matthew
P1320	Return to work and driving following arthroscopic subacromial decompression and acromio-clavicular joint excision.	Sahu Ajay, Charalambos, Batra Sunil, Alvi Farhan, Ravenscroft Matthew, Ghazal Louy
P1321	Functional outcome of ulnar nerve fascicle transfer for restoration of elbow flexion in upper brachial plexus injury	Saied Alireza, Zyaei Afshin, Ayatollahi Moussavi Aliya
P1322	Extracorporeal Shockwave Therapy versus Arthroscopic Surgery in the Treatment of Chronically Painful Calcifying Tendinitis of the Supraspinatus Tendon: A Retrospective Study	Schmidt Maximilian, Sabeti Manuel
P1323	Operative and follow-up treatment of rotator cuff tears – The current situation	Schofer Markus, Timmesfeld Nina, Peterlein Christian, Fuchs-Winkelmann Susanne
P1324	Arthroscopic removal of intraosseous deposits in calcifying tendinitis of the rotator cuff	Seyahi Aksel, Demirhan Mehmet
P1325	Complex Bado type 2 Monteggia lesion – surgical techniques, radiological and functional results in consecutive 11 cases	Sharma Vikas, Morris , Gale
P1326	Role of Ultrasound in Rotator Cuff Tear Diagnosis	Singiseti Kiran, Bhaskar Deepu, Hinsche Andreas
P1327	A kinematic assessment of normal elbow movement in activities of modern day living	Sinha Apurv, Nazar Muhammad, Moorehead John, Bhalaiik Vijay, Brownson Peter
P1330	Horizontal Tears of the Rotator Cuff Assessed with Use of High-resolution MR Imaging	Tanaka Minoru, Itoi Eiji, Hitachi Shin, Tojo Yuichi, Honda Masahito, Tabata Shiro, Sato Katsumi



Selected candidate for the Jacques Duparc Award

LIST OF E-POSTERS

NR.	TITLE	AUTHORS
P1332	Results of the arthroscopic Bankart repair with bioabsorbable and knotless suture anchor for traumatic anterior shoulder instability	Tarczynska Marta, Szarzynski Miroslaw, Gaweda Krzysztof
P1333	The upper limb function after arthroscopic treatment of the subacromial impingement syndrome	Tarczynska Marta, Szarzynski Miroslaw, Gaweda Krzysztof
P1334	Is it useful to medialize less a reverse shoulder arthroplasty? clinical and radiological results of 51 delta and 51 Arrow prosthesis	Valenti Philippe, Katz Denis, Sauzières Philippe, Kalouche Ibrahim
P1335	Comparison of clinical results with a new type elbow locking plate and conventional implants	Vámhidy László, Naumov István, Nyárády József
P1336	Torque strength humeral components of the Souter-Strathclyde total elbow prosthesis	Vanderlugt Joris, Suarez Daniel, Vandersteenhoven Tim, Nelissen Rob
P1337	The Reverse Shoulder Prosthesis for Glenohumeral Arthritis Associated with Irreparable Rotator Cuff Tear. A Minimum Three Years Follow-up Study of 41 Patients	Varvitsiotis Dimitrios
P1338	The use of fascia lata graft to substitute the tendon gap in massive rotator cuff tears. Mid term results after 2.5 years average follow up of 46 patients	Varvitsiotis Dimitrios
P1339	Focused extracorporeal shock wave therapy in calcifying tendonitis of the shoulder – a meta-analysis	Vavken Patrick, Holinka Johannes, Rompe Jan, Dorotka Ronald
P1340	"Double-Row" Suture Anchor Repair for Chronic Displaced Greater Tuberosity Fracture Dislocations of the Shoulder	Vaziri Shervin, Draviraj Kingsley, Qureshi Ford
P1341	Extra-articular variants of the long head of the biceps brachii: A case series and reminder of embryology	Verhelst Luk, Vandekerckhove Pieter-Jan, Audenaert Emmanuel, Schepens Alexander, Van Hoonacker Petrus, Berghe Bart
P1342	Comparison of functional outcome of linked Total elbow replacement in non-inflammatory and inflammatory arthritis	Vishwanathan Karthik, Myneni Krishna, El Meligy Mohammed, Sinopidis Christos, Frostick Simon
P1343	Comparison of primary and revision Total elbow replacement using linked prosthesis	Vishwanathan Karthik, Myneni Krishna, El Meligy Mohammed, Sinopidis Christos, Frostick Simon
P1344	Change in Functional outcome and elbow range of motion over the first 2-years with a linked Total elbow prosthesis	Vishwanathan Karthik, Myneni Krishna, El Meligy Mohammed, Sinopidis Christos, Frostick Simon
P1346	Median nerve compression at the elbow. Diagnostic problems and surgical treatment	Xarchas Konstantinos, Pelekas Spyros, Kitsikidou Gesthimani, Kakagia Despina, Kazakos Konstantinos, Verettas Dionysios
P1347	A new promising treatment option in patients with snapping scapula: Scapulothoracic arthroscopy	Yanmis Ibrahim, Özkan Hüseyin, Turker Mehmet, Tunay Servet, Basbozkurt Mustafa
P1348	Osteochondral lesions of the elbow – Arthroscopic treatment	Zupanc Oskar, Drobnic Matej, Strazar Klemen

LIST OF E-POSTERS

NR.	TITLE	AUTHORS
P1349	Osteotomy of distal radius fracture malunion using a fast remodeling bone substitute consisting of calcium sulphate and calcium phosphate	Abramo Antonio, Kopylov Philippe, Geijer Mats, Tägil Magnus
P1350	Effect of Below Elbow Casts on Hand and Forearm Function	Acharya Ashok
P1351	Proximal Periosteal Block In The Treatment of Distal Radial Fractures	Tageldin Mohammad, Alrashid M, Gadikoppula Sri, Hales P
P1352	An unusual thumb fracture pattern in a cricketing injury	Attar Fahad
P1353	Carpal dislocations and fracture-dislocations. The value of immediate treatment	Beltsios Michail, Savvidou Olga, Papavasiliou Evangelos, Kovanis Ioannis, Kaspiris Angellos, Giourmetakis George, Alexandropoulos Panagiotis
P1354	Boxer's fracture: Personal technique's 15 years review	Bosco Giovanni, Maraglino Giovanni, Bosco Giuseppe, Bosco Alessio
P1355	Extensor Carpi Radialis Longus Avulsion, treatment by internal fixation. A case report and Literature review	Clark Damian, Amirfeyz Rouin, Mccann Philip, Bhatia Raj
P1356	An extremely rare case of volar perilunar dislocation	Claro Rui, Sousa Ricardo, Massada Marta, Sousa João, Pereira Alexandre, Trigueiros Miguel, Silva César
P1357	Arthroscopic assessment of non-union of Scaphoid fractures	Colegate-Stone Toby, Tavakkolizadeh Adel, Roslee Charline, Shetty Sandesh, Khokar Ritesh, Compson John
P1358	An analysis of partial width flexor tendon graft preparation on porcine models: The optimal split?	Colegate-Stone Toby, Roslee Charline, Allom Richard, Tavakkolizadeh Adel, Compson John
P1359	A review of the outcomes of a new Hand Therapy regime in patients with Zone 1 & 2 flexor tendon repairs in an Irish Hospital setting	Cronin Aileen, Ryan Aileen, Moloney Aoife, O'driscoll Annette, Gallagher Mary
P1360	Re-operation for carpal tunnel syndrome: An audit of four years of revision decompressions	Dean Benjamin, Chennagiri Ramesh, Burge Peter
P1361	A Novel Modification of Internal Bone Transport for Forearm Bone Defects	Demir Bilal, Oke Ramadan, Gursu Sarper, Konya Mehmet, Er Turgay, Sahin Vedat
P1362	Treatment of Complete Dislocation of Radial Head and Forearm Deformity Due to Multiple Cartilaginous Exostosis, Using External Fixator	Demir Bilal, Gursu Sarper, Er Turgay, Oke Ramadan, Konya Mehmet, Sahin Vedat
P1363	An Unusual Case of Median Nerve Compression	Edmondson Mark, Jahnich Haagen
P1366	Intramedullary Osteosynthesis with the XS-nail in Ulna shortening Osteotomy	Friedl Wilhelm, Gehr Jonas
P1367	Treatment of enchondromas of the hand with bone substitutes. Report of twelve cases	Fuentes Diaz Alfonso, Mackenney Carrasco Enrique



Selected candidate for the Jacques Duparc Award

LIST OF E-POSTERS

NR.	TITLE	AUTHORS
P1368	Volar plating of distal radius fractures using the Orthofix VPS	Gallacher Peter, Gilbert Robin, Potts Chris, Murray Karen, Kerin Cronan, Bhoora Ishan
P1369	Volar plating of AO type C distal radius fractures	Giessauf Christian, Gruber Karl, Clar Heimo, Glehr Mathias, Gruber Gerald
P1370	Treatment of dislocated articular fractures of distal radius	Grubor Predrag, Jakovljevic Aleksandar, Domuzin Marinko, Maran Milorad, Kalacun Dario
P1371	 The importance of diagnostic tools for carpal tunnel syndrom for postoperative monitoring of the patients	Gulcek Murat, Oken Fuad, Yildirim Ozgur, Unal Vuslat, Ucaner Ahmet
P1373	Influence of approach in successful intra-articular injection of the radiocarpal joint	Heidari Nima, Grechenig Stefan, Grechenig Wolfgang, Pichler Wolfgang, Weinberg Annelie
P1374	Management of complex, intraarticular distal radius fractures with open reduction and internal fixation with dorsal locking plates	Herdrich Silke, Bauer Joscha, Pichl Johann, Hoffmann Rainhard
P1375	Volar 'locking-plates' versus percutaneous wires in the treatment of dorsally displaced fractures of the distal radius: A short term functional outcome study	Hull Peter, Gohil Miles, Whalley Helen, Mauffrey Cyril, Brewster Mark, Costa Matthew
P1376	Dorsally displaced fractures of the distal radius: A cross-sectional study of preferred fixation techniques among UK trauma and orthopaedic surgeons	Hull Peter, Harris Richard, Whalley Helen, Brewster Mark, Mauffrey Cyril, Costa Matthew
P1377	Herbert screw fixation of undisplaced scaphoid fractures versus conservative management	Ioannou Markos, Roumeliotis George, Papanastassiou Ioannis, Gikas Euaggelos, Anagnostakos Constantine
P1378	Early Results of Universal-2 Wrist Replacements	Jain Dhavalakumar, Hayton Mike, Stanley John, Trail Ian
P1379	Replacement of a distal ulna giant cell tumour by a autologous avascular fibular graft	Jakubek Markus, Enzendorfer Martin, Trieb Klemens
P1381	An intermuscular lipoma of the forearm producing posterior interosseous nerve palsy – a case report	Joseph Sanjay, Lwin Michael, Bhangu Aneel, Dias Richard
P1382	Preliminary result in Trapeziometacarpal joint arthroplasty using SR Avantis prosthesis with 3 years average follow up	Kamal Tamer, Raffee Assan, Harras Lucia
P1383	Low profile plates for fractures of neck of fifth metacarpal. Surgical results	Kastanis Grigorios, Arealis George, Roukounakis Ioannis, Retselas Ioannis, Solidakis Nikolaos
P1386	 Limitations of the original 'dash' questionnaire and the creation of the Manchester-modified version	Khan Wasim, Malik Atif, Jain Rohit, Dillon Bernice, Fehily Max, Ravenscroft Matthew
P1387	Pharmacological Adjuvant for tendon Adhesion Prevention in Hand: What's the evidence?	Khanna Anil, Gougoulis Nikolaos, Maffulli Nicola
P1388	'Wrist Arthroscopy – A Ten Year Experience at a Single Centre'	Khokhar Ritesh, Roslee Charline, Colegate-Stone Toby, Leckenby Jonathan, Tavakkolizadeh Adel, Compson Jonathan

LIST OF E-POSTERS

NR.	TITLE	AUTHORS
P1389	Essex-Lopresti Injury – A New Operative Approach Report of four Cases	Kish Benyamin, Korngreen Amir, Brin Yaron, Sagiv Paul, Nyska Meir
P1391	The prevalence of absence of the palmaris longus: A study in Turkish population	Kose Ozkan, Adanir Oktay, Cirpar Meric, Kurklu Mustafa, Komurcu Mahmut
P1392	Effect of palmaris longus on grip strength	Kose Ozkan, Adanir Oktay, Oto Murat, Kurklu Mustafa, Komurcu Mahmut
P1393	Surgical replacement of the CMC I joint with the ivory prosthesis	Krasny Christian, Radda Christian-Thomas, Landsiedl Franz
P1394	Palmar dislocation of the lunate in rheumatoid arthritis: Are there necrosis avascular in the lunate?	Lamas Claudia, Proubasta Ignacio, Oller Torruella Bárbara, Pellejero García Raul, Carrera Ion, Pulido Maria Carmen, Melito Gianluca, Saenz De Cabezon Maria, Majó Joan
P1395	Intraosseous vascularity of distal radius and ulna. Anatomy and clinical implications in distal radius fractures	Lamas Claudia, Llusá Manuel, Mendez Ana, Proubasta Ignacio, Carrera Ana, Buezo Oscar, Moya Esther, Puntonet Ana
P1396	Acutrak percutaneous cannulated screw fixation of acute scaphoid fractures	Lamas Claudia, Proubasta Ignacio, Cortés Sarah, Oller Torruella Bárbara, Buezo Oscar, Pellejero García Raul, Moya Esther, Colomina Jordi, Majó Joan
P1398	Prognostic factors in the treatment of distal radial fractures: Volar plate vs. external fixation	Lax-Perez Raquel, Murcia-Asensio Antonio, Lax-Perez Angel, Ros Nicolas Maria Jose, Torres Ana, Alvarez Jorge, Meseguer Gregorio, Vera Francisco, Lopez Jose Carlos
P1399	How good is a novel intramedullary locking nail compared to the volar locking plate osteosynthesis for treatment of distal radius fractures?	Lerch Solveig, Sextro Hans-Georg, Wilken Friedrich, Wittenberg Constanze
P1400	Telephone follow-up after daycase open carpal tunnel decompression	Lipscombe Stephen, Flynn Sandra, Harvey Ian
P1403	Huge giant cell tumour of the tendon sheath in third finger of the hand	Martínez-Catasús Adriana, Faig-Martí Jordi, Franco Raul
P1405	Aromatase inhibitors which used in oestrogen receptor positive breast cancer may be the cause of severe carpal tunnel syndrome and tendinopathies	Matzaroglou Charalampos, Koumoundourou Dimitra, Giannikas Dimitrios, Boudogianni Eva, Vervenioti Aggeliki, Athanaselis Efstratios, Koukouras Dimitrios
P1406	Complications of open carpal tunnel surgery. Avoiding the pitfalls	Mavrogenis Andreas, Papagelopoulos Panayiotis, Ignatiadis Ioannis, Spyridonos Sarantis, Efsthopoulos Dimitrios
P1407	The Anatomy of the Extended FCR Approach to Distal Radial Fractures	Mccann Philip, Amirfeyz Rouin, Wakeley Charles, Bhatia Raj
P1409	Clinical case: Kienbock disease complication – flexor pollicis longus rupture secondary to carpal canal conflict	Melo Sousa João, Pereira Alexandre, Claro Rui, Vilaça Adélio, Sousa Ricardo, Massada Marta, Bastos Nuno, Trigueiros Miguel, Silva César



Selected candidate for the Jacques Duparc Award

LIST OF E-POSTERS

NR.	TITLE	AUTHORS
P1411	Modified lateral radiograph for assessment of the radiocarpal joint following volar plating of the distal radius	Melton Joel, Southgate Jeremy
P1412	 Trapeziometacarpal Joint Arthritis. A Series of 60 Patients treated with Trapeziectomy with Collagen Sponge Interposition	Mirza Saqeb, El-Said Mohammed, Hallam Peter, Cooper Adele, Naqvi Syed, Gangoo Shafaat
P1413	Trapeziometacarpal Joint Arthritis. A Series of 60 Patients treated by Trapeziectomy with Collagen Sponge Interposition	Mirza Saqeb, El-Said Mohammed, Hallam Peter, Cooper Adele, Larson Debbie, Naqvi Syed, Gangoo Shafaat
P1414	Pain tolerance with a novel tourniquet in hand surgery – A comparative study	Mohan Arvind, Solan Matthew, Magnussen Peter, Middleton Mark
P1415	Total Wrist Replacement Arthroplasty – A review of 16 cases	Morapudi Syam, Latif Atif, Fountain James, Theodoridis Anthony, Sanz Luis, Waseem Mohammad
P1416	Metallosis secondary to metacarpophalangeal joint replacement	Morar Yateen, McNally Scarlett, Butt David
P1417	Radial Artery pseudo-aneurysm post volar plating for Barton's fracture	Morar Yateen, Thiagraj S, Mestha Prabahakar, Dhinsa Baljinder, McNally Scarlett
P1418	Modified Joystick technique of scapholunate reduction	Muthian Senthil, Samuel Warwick
P1419	Spontaneous dislocation of the trapeziometacarpal joint	Muthian Senthil, Samuel Warwick
P1420	Interobserver reliability and intraobserver reproducibility of the Fernandez classification for the distal radius fractures	Naqvi Syed, Naqvi Syed, Reynolds Tim, Kitsis Christos
P1421	Re-audit of extra-articular distal radius fractures which underwent initial reduction in emergency department- Split-full cast provides better results than ordinary dorsal plaster back slab	Naveed Masroor, Trezies Allister
P1422	Joint arthroplasty in the hand as a day case	Nisar Aamer, Pendse Anirudha, Shah Zahid, Chakrabarti Indranil
P1423	Outcome Following Revision Carpal Tunnel Decompression	Okoro Tosan, Clarke Malcom, Kershaw Christopher
P1424	Preliminary results with MICRONAL™: Intramedullary fixation of distal radius fractures	Olesen Steen, Hoegh Annette, Leusink Robert, Schandorff-Skjaerbaek Mette
P1425	Isolated Trapezoid Fracture: A Case Report	Ozyurek Selahattin, Pehlivan Ozcan, Akmaz Ibrahim, Cilli Feridun, Mahirogullari Mahir, Rodop Osman, Kuskucu Mesih
P1426	High failure rate in correct diagnosis in lacerated tendons of the hand	Papanastasopoulos Konstantinos, Myriokefalitakis Emmanouel, Daskalogiannakis Emmanouel, Michailides Dimitrios

LIST OF E-POSTERS

NR.	TITLE	AUTHORS
P1427	Arthrodesis of the wrist due to tuberculosis. A report with 27 years follow up	Paraschou Stamatis, Anastasopoulos Helias, Flegas Polykarpos, Karanikolas Anastasios
P1428	Distal radius fracture-biodegradable osteosynthesis plate	Putineanu Dan, Barbu Dan, Popescu Gheorghe, Toma Cosmin, Burnei Cristian
P1429	Scaphoid excision with four corner fusion	Radda Christian-Thomas, Landsiedl Franz, Krasny Christian
P1430	Volar ligament reconstruction for stabilisation of the hypermobile CMC I joint	Radda Christian-Thomas, Krasny Christian, Meizer Roland, Landsiedl Franz, Chochole Martin
P1432	Percutaneous Trigger Finger Release- is it widely used in Portugal?	Ramos Acacio, Sacramento Telmo, Diogo Bruno, Lopes Griselia, Sousa Joao Paulo, Silva Carvalho
P1433	Brunelli Reconstruction For Scapholunate Instability – Results From a District Hospital	Rethnam Ulfen, Ramesh Balasundaram, Muthukumar Thirumoolanathan, Clay Nigel
P1434	Conservative treatment in distal epiphyseal radius fractures	Russu Octav, Nagy Ors, Gergely Istvan, Zuh Sándor, Pop Tudor
P1435	Long-term results of surgical release of de Quervain's stenosing tenosynovitis	Schuh Alexander, Schuh Ralph, Scheller Alexander, Hönle Wolfgang
P1436	Patient compliance in postoperative splintage following Dupuytren's fasciectomy	Shivarathre Deepak, Fischer Jochen, Rees Rhian, Morris Alfred, Simison Alastair
P1437	Management of long term complications following trapeziectomy	Shivarathre Deepak, Fischer Jochen, Quinton David
P1438	Multiple localized Giant Cell Tumour of the tendon sheath (GCTTS) affecting a single tendon	Singh Talvinder, Noor Saqib, Williams Gwyn, Simons Adrian
P1440	Reconstruction of bone defect with autologous free non vascularised bone block transplant after tumour resection of hand and wrist	Spiler Marko, Baebler Bostjan, Kurnik Janez, Ponikvar Mario, Kastelec Matej, Kocjancic Bostjan
P1441	The treatment of trapeziometacarpal joint arthritis by means of arthrodesis: Thirteen years experience	Tecchio Piero, Andreoletti Giuseppe, Grismondi Costante, Grava Giuseppe
P1442	Pyrocarbon Proximal Interphalangeal Joint ReplacementsThe Macclesfield Experience of 12 joints	Theodoridis Anthony, Fountain James, Morapudi Syam, Waseem Mohammad
P1443	Radio-lunate arthrodesis in rheumatoid arthritis: Outcome and techniques	Trieb Klemens, Jakubek Markus
P1444	Posttraumatic wrist arthritis managed with four corner fusion and spider plate: 11 cases	Tsiampa Vassiliki, Boursinos Loukas, Tepetzi Ioannis, Chantzidis Paraskeyas, Dimitriou Chris
P1445	Long term results of management of thumb rhisarthrosis with APL suspensionplasty: Report of 40 cases	Tsiampa Vassiliki, Hitzios Aggelos, Lakkos Thomas, Metsovitis Stergios, Dimitriou Christos
P1446	Neglected isolated dislocation of the scaphoid with associating radial styloid fracture: A Case Report	Tuhanioglu Umit, Erceltik Ozgun, Ermis Mehmet, Karakas Eyup
P1447	Arthroscopic repair of triangular fibrocartilage complex tears. Our experience	Vaquerizo García Victor, Pérez Blanco Ramón, Zarka El Bacha Elias, Viloría Recio Fernando, Pareja Esteban Jose Antonio, Montes Martínez Esther, Ojeda Jorge, Gómez Alberto, Vara Isabel



Selected candidate for the Jacques Duparc Award

LIST OF E-POSTERS

NR.	TITLE	AUTHORS
P1448	Preliminary assessment of treatment by arthroscopic surgery of dorsal wrist impingement syndrome	Vaquerizo García Victor, Pérez Blanco Ramón, Zarka El Bacha Elias, Ojeda Jorge, Pareja Jose Antonio, Viloría Fernando, Gómez Alberto, Benito Eulogio, Montes Martínez Esther
P1449	 Wrist arthroscopy. Evaluating the effectiveness of clinical tests and the standard mri in the detection of tears of the triangular fibrocartilage complex of the wrist	Vaquerizo García Victor, Pérez Blanco Ramón, Zarka El Bacha Elías, Pareja Esteban Jose Antonio, Viloría Recio Fernando, Montes Martínez Esther
P1450	Isolated Pilon-type Lunate Fracture	Vasireddy Aswinkumar, Nordin Louise, Lowdon Ian
P1451	Does the application of a temporary plaster backslab warrant additional radiographs for patients awaiting surgery for displaced distal radius fracture?	Williams Geraint, Roche Andy
P1452	K-wire infection rates in acute hand injuries	Wright David, Goodenough Jenny, Morris Alfred
P1453	 The clinical results of arthroscopic wrist mobilization following distal radius fracture	Yamamoto Koji, Kuriyama Kohji
P1454	Use of weight relieving shoes in forefoot surgery	Abdulkarim Ali, Ismaeel Adil, Stack , Gehad Mohammed, Souza Lester
P1455	Radiological assessment of hallux valgus and its correlation with the conventional assessment	Agrawal Yuvraj, Desai Aravind, Mehta Jaysheel
P1459	The results of GPS® III (Platelet-Rich Plasma) in treating Achilles tendinosis	Aldlyami Ehab, Odak Saurabh, Ahmad Mubasher, Gayner Alan
P1460	Osteochondral fractures of the talus	Alves Jorge, Ferreira Nuno, Correia João, Peixoto Paulo, Lopes Daniel, Martins Rui, Mendes Jorge, Sousa Carlos
P1461	Outcome of patients following 1st and 5th Metatarsal osteotomies performed on the same foot, assessed radiographically	Attar Fahad, Shariff Raheel, Osaru Donald, Attar Gulam
P1462	Two Seven year results of Buechal-Pappas Total Ankle Replacement, by a single surgeon at District General Hospital	Balakrishnan Sai Krishna, Southorn Tom, Singh Vinay, Apsingi Sunil, Sarkar Jay
P1464	Treatment of large chondral defects of the ankle with matrix-induced autologous chondrocyte implantation	Benedi Jose, Martinez-Delgado Fernando, Perez-Serrano Luis, Herrera Antonio, Iglesias Daniel, Roche Adrian
P1465	Foot deformities related to osteoarthritis of the knee	Bernáldez María José, Gómez Galván Mercedes, Solís García José María, Domínguez Meléndez Miguel, Quiles Galindo Manuel
P1466	Lisfranc fracture-dislocations in sports report of 30 consecutive cases treated from 1998 to 2008	Bevoni Roberto, Girolami Mauro, Ceccarelli Francesco, Smeraldi Silvia, Luciani Deianira, Vannini Francesca, Giannini Sandro

LIST OF E-POSTERS

NR.	TITLE	AUTHORS
P1467	Clinical feasibility of the Versajet Hydrosurgery System in the treatment of a patient with chronic osteomyelitis of the left foot	Bhattacharyya Mayukh, Haushofer Lisa, Gerber Bruno
P1470	Scarf Osteotomy for Hallux Valgus Repair: Transarticular vs Dorsal approach	Bowey Andrew, Molloy , Butcher Cliff, Bass Alfie, Herdman
P1471	A case series of the functional results of Moje first metatarsophalangeal replacements using the AOFAS scoring	Brewster Mark, Mauffrey Cyril, Lewis Andrew, Hull Peter, Chaudhry Fouad, Ramos James
P1472	Reliability of radiological assessment of the fracture anatomy at the posterior tibial plafond in malleolar fractures	Büchler Lorenz, Tannast Moritz, Weber Martin
P1473	Arthroscopic treatment of the anterior bony impingement of the ankle: Factors affecting the clinical outcome and new classification system	Buda Roberto, Di Caprio Francesco, Parma Alessandro, Vannini Francesca, Giannini Sandro
P1474	A Radiographic Analysis Of Posterior Tibial Tendon Dysfunction Bracing	Burston Ben, Kelly Andrew
P1475	 A Long First Metatarsal Causes Hallux Rigidus. A New Method of Measurement	Calvo Alberto, Combalia Maite, Viladot Ramon, Giné Josep, Vicente Antonio, Marsal Manel, Gomez Mercedes, Lucena Maite, Azagra Javier
P1476	Sinus tarsi syndrome: A new safe and minimally invasive treatment	Castro Jesus, González Ustes Xavier, Parals Felix, Novell Josep
P1477	Navicular Bone necrosis. A review of 25 cases	Catonné Yves, Ribeyre Damien, Pascal-Moussellard Hugues
P1480	Percutaneous Distal Metatarsal Osteotomy (P.D.O.) for Correction of Hallux Valgus	Chessa Angelo, Cuko Gentian, Grisone Benedetta, Pietrogrande Luca
P1481	Triple arthrodesis in treatment of degenerative hindfoot deformities: Clinical, radiological and pedobarographic results	Czurda Thomas, Seidl Markus, Seiser Anna Sophie, Ritschl Peter, Trnka Hans-Jörg
P1482	Arthrodesis of the neuropathic foot	Czurda Thomas, Gruber Florian, Schuh Reinhard, Trnka Hans-Jörg, Ritschl Peter
P1483	Is Opening wedge metatarsal osteotomy without bone graft effective for Hallux Valgus correction?	Dasari Kumar, Chilamkurthi Rajasekhar, Prem Hari
P1484	 A prospective study of the use of a mini C-arm versus standard fluoroscopy in foot and ankle surgery	Dawe Edward, Fawzy Ernest, Kaczynski Jakub, Hassman Phil, Palmer Simon
P1485	The Moje Press-fit Ceramic-on-Ceramic Metatarsophalangeal arthroplasty – results of a maximum 8-year follow-up study	Dawson-Bowling Sebastian, Cohen Adam, Ritchie James, Fordyce Michael
P1486	Non-Healing Diabetic Ulcers Under The First Metatarsal Head: Midterm Follow-Up Of A 26 Patients Cohort Treated With Staged Tendon Balancing	Dayer Romain, Assal Mathieu



Selected candidate for the Jacques Duparc Award

LIST OF E-POSTERS

NR.	TITLE	AUTHORS
P1487	Hammer Toe: Arthrodesis of the Proximal Interphalangeal Joint Using a New Shape Memory Implant	Delmi Marino
P1488	Management of Calcaneal Fractures in a District General Hospital – Our Experience	Desai Aravind, Agrawal Yuvraj, Deeb Asem, Choudhury Awani
P1490	Management of wound necrosis post internal fixation of calcaneal fracture	Dhukaram Vivekanandan, Mallick Emad, Grahame Taylor
P1491	Synthetic resorbable polymers (TruFit™ BGS) for the treatment of osteochondral lesions of the Talus	Diaz-Ferreiro Eugenio, Joshi Nayana, Arias-Baile Ainhoa, Vidal-Tarrason Nuria, Batalla-Gurrea Lledó, Busquets-Net Rosa, Maled Ignasi, Nardi-Villardaga Joan
P1492	Reconstructive Foot Surgery in Charcot Arthropathy	Drerup Burkhard, Wetz Hh, Roesel Maïke
P1494	Percutaneous surgery of the forefoot pathology	Espi Francisco, Crespo Daniel, Juando Carlos, Bru Antonio
P1495	Arthrodesis of 1st metatarsophalangeal joint using dorsal titanium plate and locking screws	Evangelou Evangelos, Psychogios Bill, Ntinopoulos Charis, Vlati George
P1498	"Beef to Heel" – Strangulation of Peroneus Longus Muscle Belly Leading to an Unusual Cause of Lateral Ankle Pain	Gee Matthew, Naidu Venu
P1499	Congenital brachymetatarsia treated by one-stage metatarsal lengthening by allograft interposition	Giannini Sandro, Faldini Cesare, Pagkrati Stavroula, Miscione Maria Teresa, Di Liddo Michele, Nanni Matteo, Leonetti Danilo
P1500	Bipolar fresh osteochondral allograft of the 1st metatarsophalangeal joint: A new option for Hallux Rigidus treatment	Giannini Sandro, Buda Roberto, Vannini Francesca, Bevoni Roberto, Ghermandi Riccardo, Cavallo Marco
P1501	Mesenchymal stem cells arthroscopic transplantation in cysts of the talus	Giannotti Stefano, Ghilardi Marco, Bottai Vanna, Dell'osso Giacomo, Guido Giulio, Petrini Mario
P1503	Medium term follow up following the Ludloff osteotomy for the treatment of Hallux Valgus	Grannum Sean, Luo Bridget, Pandey Radhakant
P1505	Treatment of Bone Marrow Edema and Early Stage Avascular Necrosis of Talus by Iloprost	Gursu Sarper, Demir Bilal, Yildirim Timur, Bursali Aysegul, Kockara Nizamettin, Sahin Vedat
P1506	Surgical Treatment of Total Talar Dislocation Without Any Accompanying Fractures	Gursu Sarper, Demir Bilal, Yildirim Timur, Sahin Vedat
P1507	Ruptures of the tibialis tendon, medium term results and experiences of the surgical treatment:	Haenisch Christoph, Schunck Jochem, Jerosch Jörg
P1508	The epidemiology of the ankle joint fractures – dislocations	Hatzigiannakis Athanasios, Sali Hussein, Karadimas Efthimios, Kotzamitelos Dimitrios, Boyiatzis Christos, Kotsios Evangellos
P1509	Anteromedial or anterolateral arthrocentesis of the ankle, does the approach alter rate of joint puncture? A cadaveric study	Heidari Nima, Grechenig Stefan, Grechenig Wolfgang, Weiglein , Pichler Wolfgang, Weinberg Annelie

LIST OF E-POSTERS

NR.	TITLE	AUTHORS
P1510	Intra-articular puncture of the first metatarsophalangeal joint. Does experience influence success?	Heidari Nima, Grechenig Stefan, Grechenig Wolfgang, Pichler Wolfgang, Weinberg Annelie
P1512	 Permanent Screw vs. temporary K-wire fixation comparison for Chevron Osteotomies – clinical, radiological and cost analysis	Hofstaetter Stefan, Schuh Reinhard, Trieb Klemens, Trnka Jörg
P1513	The biomechanical results of the Ludloff-Osteotomy under cyclic loading – angulation, stiffness, fracture mode, critical details of 31 cadaveric metatarsals	Hofstaetter Stefan, Trnka Jörg, Easley Mark
P1514	Post-traumatic Ankle Osteoarthritis After Ankle-Related Fractures	Horisberger Monika, Valderrabano Victor, Hintermann Beat
P1515	Clinical evaluation of a new tourniquet system in foot and ankle surgery	Ishii Yoshinori, Noguchi Hideo, Takeda Mitsuhiro
P1516	Percutaneous procedure for hallux rigidus	González Ustes Xavier, Izquierdo-Corres Oscar, Parals Felix, Novell Josep
P1517	The anterior tibiotalar Ligament – a cause for anterior ankle Impingement – an anatomic study	Jerosch Jörg, Filler Timm, Keller Katrin
P1518	Indication, surgical technique and results of endoscopic fascial release in plantar fasciitis (EFRPF)	Haenisch Christoph, Schunck Jochem, Jerosch Jörg
P1519	Bilateral hallux vagus associated with os Intermetarseum in a middle-aged woman – A Case Report	Jo Jae Yeong, Yoo Chong Il, Park Weon Wook, Kim Cheol, Ku Ja Gyung, Kim Young Kyun, Kang Jeong Han
P1520	Patients' Specific Satisfaction Outcome of Scarf and Chevron osteotomies for the management of hallux valgus: A prospective non-randomised study of 58 feet	Kaczynski Jakub, Fawzy Ernest, Dawe Edward, Alvey James, Palmer Simon
P1521	An anatomical way of treating ankle syndesmotric injuries	Kadokia Anish, Qamar Faisal, Venkateswaran Bala
P1522	Treatment of mild and moderate hallux valgus with first metatarsal open-wedge basal osteotomy using the Arthrex Basal Plate – our early experience	Kadokia Anish, Qamar Faisal, Datt D, Taqvi S, Ridge J
P1523	Silastic Joint Replacement of the Hallux with Four years follow up	Kamal Tamer, Moharam Ashraf, Franklin Alfred
P1524	Silastic joint replacement of the hallux four years follow up	Kamal Tamer, Moharam Ashraf, Franklin Alfred
P1525	When and why to use the Ilizarov method for the treatment of intra-articular calcaneal fractures. Advantages and disadvantages	Karapatakis Konstantinos, Christodoulou Evangelos, Panayi Konstantinos, Galanakis Spyridon, Polyzois Vasilios, Papadakis Satamatis
P1526	Our experience in treating closed malleolar fractures of the ankle with O.R.I.F	Karatzas Georgios, Nikolopoulos Dimitrios, Chionis Odysseas, Liarokapis Spyros, Kritas Dimitrios, Vassos Christos, Evaggelou Evaggelos, Aggelidis Christos



Selected candidate for the Jacques Duparc Award

LIST OF E-POSTERS

NR.	TITLE	AUTHORS
P1527	Conservative treatment of recurrent and persistent plantar fasciitis with autologous blood injection	Kastanis Grigorios, Arealis George, Roukounakis Ioannis, Pathiakios Ioannis, Solidakis Nikolaos
P1529	The treatment of plantar fasciitis under general anaesthetic with injection of local anaesthetic and steroids	Keating Ciara, Burke Sarah, Kearns Stephen
P1531	Hemiarthroplasty for the treatment of hallux rigidus. Preliminary results of the Arthrex AnaToemic phalangeal hemiprosthesis	Kissler Florian, Meizer Roland, Aigner Nicolas, Radda Christian-Thomas, Hexel Michael, Meraner Dominik, Landsiedl Franz
P1532	Preliminary Results of Tibiotalocalcaneal (TTC) Arthrodesis Using a Retrograde Nail of New Design	Klauser Wolfgang, Baron Steffen
P1535	Plantar pressure distribution and wearing comfort of 6 different types of postoperative shoes	Kristen Karl, Schuh Reinhard, Friedl Clemens, Ketzner Georg, Muche Boris, Sabo Anton, Trnka Hans
P1536	Footscan analysis after chevron osteotomy for hallux valgus	Laine Vesa, Pentikäinen Ilkka, Ohtonen Pasi, Piippo Jouni, Leppilahti Juhana
P1537	Change of incidence of Achilles tendon rupture over the 29-year period 1979-2007	Lantto Ilkka, Kangas Jarmo, Ohtonen Pasi, Leppilahti Juhana
P1538	 Subtalar dislocation: Review of 5 cases at mean 3 year follow-up. The outcomes of early mobilization	Lasanianos Nikolaos, Mouzopoulos George, Morakis Emmanouil, Nikolaras George, Kaminaris Mihalis, Spanos Ioannis, Garnavos Christos
P1539	Application of pedobarography on evaluation of the own minimal invasive surgery procedure outcomes of the Achilles tendon rupture – preliminary study	Lorkowski Jacek
P1540	Correlation of quantified ct imaging with clinical outcomes in heel fractures	Magnan Bruno, Samaila Elena Manuela, Viola Gino, Bartolozzi Pietro
P1541	Percutaneous proximal interphalangeal joint fusion of the lesser toes	Magnan Bruno, Samaila Elena Manuela, Viola Gino, Bartolozzi Pietro
P1542	medium term results of plantar approach for morton's neuroma	Mahajan Ravindra, Sahu Ajay, Dalal Rakesh, Masud Saquib
P1543	Tarsometatarsal fracture dislocation in adults – Lisfranc fractures	Malovic Mario, Milosevic Milan, Vlahovic Tomislav, Matoic M, Surjak Zeljko
P1544	Our experience using syndesmal staples in ankle fractures	Martorell Salvador, Martínez David, Balaguer Jaume, Sanfeliu Miguel, Bru Antonio
P1547	The results of ankle fusion performed with an arthroscopic technique. Pointers and pitfalls	Melton Joel, Cannon Leslie
P1548	Medium term results of the surgical treatment in patients with achilles tendinosis	Meyer Ingo, Haenisch Christoph, Jerosch Jörg
P1549	Epidemiology of Tendo-Achilles Rupture	Michael Antony, Kansal Amit, Hayes Gavin, Murnaghan Mark, Wallace Richard
P1550	Tibio-Talo-Calcaneal Nailing in complex Ankle and Hindfoot arthrodesis	Michael Antony, Henderson Simon

LIST OF E-POSTERS

NR.	TITLE	AUTHORS
P1551	Calcaneal fracture and peroneal retinaculum injury in a skeletally immature patient: Case report and literature review	Michael Antony, Malcomson Peter, Mcalinden Michael
P1552	Conservative treatment of hallux valgus: Comparative radiological study of a hallux valgus night brace and a new dynamic orthosis	Milachowski Klaus, Krauss Axel
P1553	Insufficiency fractures of the ankle- Stabilisation with Expandable(Fixion) Calcaneotalotibial Nail	Modi Nitin, Kanabar Prashant, Khatri Kamran, Mehta Hemang, Goniszewski Mark
P1554	Postoperative complications following open repair of complete achilles tendon rupture performed by orthopaedic trainee surgeons	Mohammed Riazuddin, Syed Shakir, Mirza Aun, Ali Asghar
P1555	Total ankle replacement: Four to six years follow up of the ankle evolution system (AES) total ankle replacement	Morgan Samer, Brook Benjamin, Harris Nick
P1556	A semiinvasive surgical technique with limited exposure in achilles tendon ruptures	Muezzinoglu Umit, Memisoglu Kaya, Sarisoy Hasan, Selek Ozgur, Aydin Adem
P1557	Cross-cultural adaptation and validation of the Foot Function Index for use in German-speaking patients with foot complaints	Naal Florian, Impellizzeri Franco, Huber Martin, Rippstein Pascal
P1559	Medium term clinical outcome and radiographic findings with ceramic first metatarsal-phalangeal joint replacements (MOJE)	Newton Ede Matthew, Sundar Manthravadi
P1560	Arthroscopic ankle arthrodesis: Results of a 6-year follow-up	Nikolopoulos Dimitrios, Tsilikas Stauros, Sergidis Neoptolemos, Safos George, Terzis George, Karagiannis Apostolos, Papagiannopoulos George
P1561	Posteromedial process fracture of the talus. Case report	Núñez Pereira Susana, Busquets-Net Rosa, Maled García Iñaki, Nardi Vilardaga Joan
P1563	Early Results from 1st MTPJ Replacement using TOEFIT-PLUS prosthesis	Ojelade Elizabeth, Rajan Rohan
P1564	Technique tip: Tubularizing flat tendons in foot and ankle surgery	Pace Alistair, Dhar Sunil
P1565	Open reduction and internal fixation for the treatment of calcaneal fractures	Papanastasopoulos Konstantinos, Giannoulas Ioannis, Agisilaou Christos, Touliatos Alexandros
P1566	Problems concerning ankle arthrodesis – Short-term results	Patru Cristina, Lupescu Olivera, Popescu Gheorghe, Nagea Mihail
P1567	5 years results after talus OATS in osteochondritis dissecans	Patsch Christian, Dirisamer Florian, Hochreiter Josef
P1569	Role of fixation and postoperative regimens in the long term radiographic outcome of chevron osteotomy a randomised controlled two-by-two factorial trial of 100 patients	Pentikäinen Ilkka, Piippo Jouni, Ohtonen Pasi, Ojala Risto, Junila Juhani, Leppilahti Juhana



Selected candidate for the Jacques Duparc Award

LIST OF E-POSTERS

NR.	TITLE	AUTHORS
P1570	A year five to seven post-operative functional outcome analysis of ankle internal fixation	Phadnis Joideep, Subbhiah Gopal, Khaleel Arshad
P1571	First year experience of Percutaneous correction of Hallux Valgus	Pinto Pedro, Sousa Fernando, Correia Luis, Ramiro Nuno, Monteiro Jacinto
P1572	Our results of the Lapidus Procedure in Patients with Hallux valgus Deformity	Popelka Stanislav, Vavrik Pavel, Hromadka Rastislav, Sosna Antonin, Bartak Vladislav
P1573	Calcaneal osteitis	Putineanu Dan, Paius Simona-Maria, Caracudovici Ionut, Barbu Dan, Patrascu Bogdan
P1574	Cost Benefit Analysis of Delayed Ankle fracture fixation	Rajagopalan Senthilvelan, Lloyd John, Karpaliotis Konstantinos
P1577	Is tibial pilon fracture primarily a soft tissue injury?	Ramappa Manjunath, Bajwa Ali, Port Andrew
P1578	The influence of some specifical factors on the length of in-hospital stay after ankle fracture surgery	Ristic Dejan, Jovanovic Nebojsa, Cvetkovic Voja
P1579	Outcome of the failed Total Ankle Replacement in posttraumatic arthritis	Robert Pätzold, Hungerer Sven, Wagner Frithjof, Militz Matthias, Bühren Volker
P1580	Outcome of the failed Total Ankle Replacement in posttraumatic arthritis	Robert Pätzold, Hungerer Sven, Wagner Frithjof, Militz Matthias, Bühren Volker
P1581	Unusual combination of talus fracture and tendo achilles rupture: Easy to miss if not suspected	Sabnis Bhushan, Chesney David
P1583	Early results of posterior ankle arthroscopy for hindfoot impingementExperience from a general hospital	Sandiford Nemandra, Weitzel Stefan
P1584	Management of intra-articular calcaneal fractures with Ilizarov external fixator	Saridis Alkis, Kallivokas Alkiviadis, Matzaroglou Charalampos, Mylonas Spyros, Hatziantoniou Alexandros, Karatzoulis Vasilios, Tyllianakis Minos, Megas Panayiotis
P1585	Metatarsal osteotomies for healing of the diabetic neuropathic forefoot ulcers	Schara Karin, Marolt Iris, Urbancic Rovana Vilma
P1586	MACI grafting of Talar dome osteochondral lesions	Schneider Tim
P1587	Total ankle arthroplasty versus ankle arthrodesis. Comparison of functional outcome, plantar pressure distribution and sports activities	Schuh Reinhard, Pelzmann Ulrike, Haderer Susanne, Rischl Peter, Trnka Hans
P1588	Scarf osteotomy for correction of Hallux valgus deformity. Functional and radiographic outcome at an intermediate-term follow-up	Schuh Reinhard, Hofstaetter Stefan, Kristen Karl, Trnka Hans
P1589	Tibiotalocalcaneal arthrodesis	Sergeev Sergey, Papoyan Vaagn, Grishanin Oleg, Matveev Vladimir, Batygin Gennady
P1590	Unrecognised anterior compartment syndrome following ankle fracture surgery	Seyahi Aksel, Uludag Serkan, Akman Senol, Cottrell Carolyn, Demirhan Mehmet
P1592	Calcaneus, results of the Sinus Tarsi approach: 4 years of experience	Spagnolo Rosario, Fioretta Giannantonio

LIST OF E-POSTERS

NR.	TITLE	AUTHORS
P1593	Surgical treatment of ankle joint fractures with biodegradable screws and plates	Vergados Nikolaos, Siapkara Aggeliki, Lakiotis Panagiotis, Chalkias Vassilis
P1594	Surgical treatment evaluation of Morton's neuroma	Viana Goncalo, Emanuel Pedro, Xavier Fernando, Azevedo Hermengarda, Ribeiro Da Cunha Joaquim, Evangelista Carlos
P1595	Pedobarographic gait analysis in patients with metatarsophalangeal joint hemiarthroplasty for hallux rigidus	Voelker Anja, Schmitt Sabine
P1596	Functional outcome and plantar pressure changes following cheilectomy for Hallux rigidus: A mid-term follow-up	Wagenmann Barbara, Schuh Reinhard, Trnka Hans
P1597	Overuse injuries in the ankles of professional Irish dancers	Walls Raymond, Russell Roland, Hodnett Philip, O'Byrne John, Eustace Steven, Stephens Michael
P1598	Regional foot block administration – does surgeons experience make a difference?	Williams Geraint, Shivratri Deepak, Roche Andy, Chandran Prakash, Hennessy Michael, Platt Simon
P1599	Reasons and risk factors for delayed discharge after ankle fracture surgery	Williams Geraint, Roche Andy, Hennessy Michael
P1600	Age categorised radiographic prevalence of osteoarthritis of the first metatarsophalangeal joint	Williams Geraint
P1601	The cost saving of a discharge and re-admit approach to the management of soft tissue swelling in unstable ankle fracture surgery	Williams Geraint, Roche Andy, Hennessy Michael
P1602	Mid-term results after Kessel-Bonney procedure for treatment of Hallux rigidus	Wingenfeld Carsten, Arbab Dariusch, Abbara-Czardybon Mona, Frank Daniel
P1603	The operative treatment of luxations of the peroneal tendons with anatomic anchor technique under consideration of ligamentous instability in the ankle joint	Ziai Pejman, Daniilidis Kiriakos, Buchhorn Tomas
P1604	Treatment of anterior cruciate ligament injuries in skeletally immature patients	Abellán Juan, Cubillo Antonio, López Valverde Salvador, Vaquero Javier, González López Jose
P1605	Urgent treatment and hip decompression can reduce the incidence of avascular necrosis after femoral neck fractures in children	Abramovic Dusan, Brdar Radivoj, Vidosavljevic Marko, Ducic Sinisa
P1606	Immediate incorporated hip spica casting in pediatric femoral fractures: Comparison of efficacy between normal and high risk groups	Aksahin Ertugrul, Celebi Levent, Yuksel Halil, Hapa Onur, Muratli Hasan Hilmi, Aktekin Cem Nuri, Bicimoglu Ali
P1607	Ultrasonographic diagnosis of SCFE (slipped capital femoral epiphysis)	Alexiev Venelin, Kehayov Rajcho, Mednikarov Evgeni, Efremov Ivailo, Georgiev Hristo, Vladimirov Borislav



LIST OF E-POSTERS

NR.	TITLE	AUTHORS
P1608	Treatment of rare sub-axial cervical spine injuries with a Robert-Smith type arthrodesis – 2 clinical pediatric cases	Alves Jorge, Ferreira Nuno, Peixoto Paulo, Alegre Duarte, Martins Rui, Correia João, Lopes Daniel, Silva Feranndo, Sousa Carlos
P1609	Use of guided growth (8-plate technique) to treat knee and ankle deformities in children with skeletal dysplasia	Anticevic Darko, Djapic Tomislav, Josipovic Mario, Cuze Martina
P1610	Radioisotope synovectomy in young children with hemophilia	Aydogdu Semih, Kavakli Kaan, Balkan Can, Karapinar Dilek, Sur Hakki
P1611	Surgical treatment of infantile flat foot – preliminar study of 124 cases	Azevedo Hermengarda, Viana Goncalo, Cunha Joaquim
P1612	Long Term Results of Multiple Tendon Release of Lower Extremity for Cerebral Palsy Patients	Balioglu Mehmet, Korkmaz Özgür, Öner Ali, Kaygusuz Mehmet, Cimen Osman
P1613	What is the effect of hamstring lengthening on cerebral palsy patients that were performed multipl level lower extremity lengthening?	Balioglu Mehmet, Korkmaz Özgür, Öner Ali, Kaygusuz Mehmet
P1614	Displaced intracapsular femoral neck fractures in paediatric patients: Long term results in a teaching hospital	Bansal Mohit, Ghosh Sabhyasachi, Bhagat Shaishav
P1615	the importance of predictors for the outcome of the operative treatment of LC Perthes disease (LCPD)	Barlov Stanko, Brdar Radivoj, Djuric Slobodan, Mrvic Zoran
P1616	Treatment of congenital hand torsion: Our experience	Bellotti Vittorio, Attingenti Paolo, Benigno Teresa, Di Luggo Francesco, Corrado Ezio Maria
P1617	Application of the Ellis External Fixator system in distal humeral fractures in children, Is it advantageous?	Beslikas Theodoros, Papadimitriou Nikolaos, Tsiantzis Konstantinos, Parisidou Pagona, Papageorgiou Thomas, Christophorides John
P1619	Surgical Treatment of Developmental Dysplasia of the Hip as a Phase of Conservative Treatment in the First Year of Life	Brdar Radivoj, Ducic Sinisa, Abramovic Dusan
P1621	Paediatric scoliosis corrective surgery – a retrospective analysis of peri-and post-operative complications in UK Paediatric Orthopaedic Unit	Brookes-Fazakerley Steven, Bruce Colin, Dorgan John, Sundaram Rathnam, Theodoridis Anthony, Ankers David, Harvey Jude
P1622	Lateral two parallel K-wires are stable osteosynthesis for child supracondylar humerus fracture?	Bulbul Murat, Ayanoglu Semih, Esenyel Cem, Kahraman Sinan, Büyükkurt Dincay, Gürbüz Hakan
P1623	Screw Fixation of Radial Head Fractures: Compression Screw vs Lag Screw – A Biomechanical Comparison	Burkhart Klaus, Nowak Tobias, Müller Lars, Appelmann Philipp, Sternstein Werner, Rommens Pol
P1625	Epidemiology of childhood fractures in our centre: Analysis of 660 injuries and its management	Castro-Ruiz Jesus, Aparicio-García Pilar, Cavanilles-Walker José María, Iborra-Gonzalez Miquel, Alberti-Fito Gloria

LIST OF E-POSTERS

NR.	TITLE	AUTHORS
P1628	Anterior tibial tendon transfer to lateral cuneiform in the relapsed club-foot	Coutinho Nuno, Cassiano Neves Manuel, Campagnolo João, Tavares Delfim, Santanna Francisco, Thuesing Monika
P1629	Arthrodesis talo navicularis in patients with neurological disorders and flat foot deformity	De Coulon Geraldo, Ceroni Dimitri, Kaelin André
P1630	Joint replacement in children	Degliute Ramune, Kusleika Gintaras, Smailys Alfredas, Cekanauskas Emilis
P1631	Torsional deformities following pediatric femoral shaft fractures: Compensatory mechanisms of gait	Delialioglu Onder, Yavuzer Gunes, Daglar Bulent, Tasbas Bulent, Bayrakci Kenan, Gunel Ugur
P1632	Congenital extensor deficiency of the digits	Di Monte Alexander, Zdrasil Ulrike, Gradinger Sandra, Girsch Werner
P1636	Extension supracondylar fracture with dislocation in children: Comparison of three different approaches	Ducic Sinisa, Bizic Marta, Brdar Radivoj, Majstorovic Marko, Abramovic Dusan, Bukva Bojan, Novakovic Dragana, Radlovic Vladimir
P1637	Galeazzi Fractures in Children and Adolescents – Treatment and Outcome	Eberl Robert, Georg Singer, Schalamon Johannes, Ferlic Peter, Hoellwarth Michael
P1642	Successful treatment of rebellious Pes equinovarus, excavatus et adductus using a taylor spatial frame	Floerkemeier Thilo, Waizy Hazibullay, Emmerich Judith, Stukenborg-Colsman Christina, Windhagen Henning
P1644	Quantitative analysis of gastrocnemius lengthening in Cerebral Palsy	Ganesan Senthil Kumar, Chow W, Li Yh
P1645	Manipulative Reduction and Fixation with a Single Screw for Slipped Capital Femoral Epiphysis	Gao Guo Xun, Lam Khee Sien, Lee Eng-Hin
P1646	Results of treatment of pediatric flexion type supracondylar fracture around elbow	Garg Bhavuk, Kumar Vijay, Malhotra Rajesh
P1647	DDH- Comparison of Clinical Signs and Radiological Findings & Outcomes	Gaskin Julian, Alam Fahrey, Hoskinson Simon, Wharton Royston, Zolczer Laszlo
P1648	Comprehensive soft tissue release for severe club foot using Caroll's two incision technique: Long term results	Gavaskar Ashok, Tummala Naveen
P1650	Compartmental Pressure, Pre- and Post- Percutaneous Tenotomy of the Achilles Tendon in Spastic Children	Gutiérrez Pedro, Doménech Pedro, Panchón Alfonso, Llamas Isabell, Trigueros Antonio
P1651	Acetabular index and proximal physeal angle of the femur. Pre- and post-weightbearing study	Gutiérrez Pedro, Doménech Pedro, Panchón Alfonso, Bustamante David
P1652	Patient's and parents' expectation in botulinum toxin A injection to the upper limb	Ho Kevin, Modi Chetan, Thomas Gethin, Gilbody Julian, Dunn-Van Der Ploeg Irene
P1653	Management Of Neuropathic Arthropathy In Children	Hosny Gamal
P1654	In situ pinning for slipped capital femoral epiphysis (The importance of careful postoperative management)	Iida Satoshi, Shinada Yoshiyuki



Selected candidate for the Jacques Duparc Award

LIST OF E-POSTERS

NR.	TITLE	AUTHORS
P1656	Major paediatric foot and ankle surgery on an afternoon day-case list	Jagodzinski Nikolas, Begum Rubena, Khanum Samia, Prem Hari
P1657	Clavicle non-union in children: A report of two cases	Jain Neil, Peravali Babu, Muddu Bisal
P1658	Sinus tarsi – a proprioceptive organ?	Haenisch Christoph, Filler Timm, Moursy Mohammed, Jerosch Jörg
P1659	Functional health status and quality of life in paediatric patients presenting to the orthopaedic clinic with benign joint hypermobility	Kang Sertaz-Niel, Reidy James, Soliman Ahmed, Crone David, Ramachandran Manoj
P1660	Multiple Epiphyseal Dysplasia – The Nottingham Experience	Karantana Alexia, Pace Alistair, Suri Monish, Dhar Sunil, Howell Chris
P1661	Early and mid-term results of anterior open reduction of developmental hip dysplasia with mini incision: A new technique	Kaygusuz Mehmet, Bozkus Ferdi, Korkmaz Özgür, Koksai Alper, Abul Kadir
P1662	Open tibia fractures in the paediatric population. A systematic review of the literature	Khanna Anil, Gougoulias Nikolaos, Maffulli Nicola
P1663	The Limping Child	Khunda Aiman, Smiles John
P1664	Flexible Nailing for Paediatric Diaphyseal Fractures	Khunda Aiman, Hui Anthony
P1665	Comparison of Complete versus Selective Sonography Hip Screening in the Newborn	Kolb Alexander, Chiari Catharina, Sluga Maria, Fettweis Benjamin
P1666	 Open intramedullary Kirschner wire versus screw and plate fixation for unstable forearm fractures in children	Kose Ozkan, Deniz Gokmen, Yanik Serhat, Gungur Mutlu, Islam Cihangir
P1667	 Are trampolines a safety hazard in the home environment? A prospective study of trampoline-related injuries in children presenting to a large UK hospital	Kothari Alpesh, Howard Dominic, Davies Neville, Gwilym Stephen, Willett Keith
P1668	Results of Intrathecal Baclofen Therapy for Children with spastic cerebral palsy and total body involvement	Krebs Alexander, Strobl Walter, Cumlivski Radomir
P1669	Earlier adequate treatment osteo- and epiphysiolysis capitulum of humerus at children	Kuksov Vitaly
P1670	Direct percutaneous Embolization in the treatment of Aneurysmal Bone Cysts: Long term follow-up	La Rosa Guido, Falappa Piergiorgio, Fassari Francesco, Di Lazzaro Antonio, Devito Rita, Genovese Elisabetta
P1671	Incidence of avascular necrosis after nonoperative treatment of congenital dislocation of the hip	László Ilona, Zuh Sándor, Bartha Zsuzsanna, Tatár Gabriella
P1672	The hip in juvenile idiopathic arthritis	Learmonth Ian, Lee Maureen
P1673	Bone and joint infection in the neonate	Lee Han, Song Joo Hyoun, Lee Joo, Lee Yoon

LIST OF E-POSTERS

NR.	TITLE	AUTHORS
P1675	A systematic review of early versus delayed treatment for type III supracondylar humeral fractures in children	Loizou Constantinos, Simillis Constantinos, Hutchinson James
P1676	Management of supracondylar fractures in children – a UK District General Hospital experience	Lord Breck, Chennagiri Ramesh, Zlodre Jakov, Brownlow Harry
P1677	Birmingham Interlocking Triple Pelvic Osteotomy for the Treatment of Severe Perthes Disease	Lwin Michael, O'hara John, Nayeemuddin Mohammed
P1678	Management of children presenting with atraumatic limp/painful hip	Mallappa Sreelakshmi, Pegg Derek
P1679	Treatment of limb length discrepancy with epiphyseal stapling	Marchesini Reggiani Leonardo, Bosco Alessio, Lampasi Manuele, Donzelli Onofrio
P1680	Mesenchimal stem cells in treatment of congenital pseudoarthrosis of the tibia	Marchesini Reggiani Leonardo, Magnani Marina, Bettuzzi Camilla, Donzelli Onofrio
P1681	The clinical cost of a cheaper plaster: Gypsona vs benefoot in the treatment of childrens forearm fractures	Mason Lyndon, Oakley Jeremy, Yewlett Alun
P1682	Applications with biodegradable implants in children and adolescents	Mavrogenis Andreas, Nomikos George, Kanellopoulos Anastasios, Papagelopoulos Panayiotis, Soucacos Panayiotis
P1683	The use of reabsorbable pins in arthroscopically assisted fixation of osteochondral fractures of the lateral femoral condyle in children	Megremis Panagiotis, Papadimitriou Georgios, Melissis Panagiotis, Nikolaides Nikolaos, Zambakides Christos
P1684	Cartilage Hypertrophy after Dega's Osteotomy Mimicking Inferior Hip Subluxation – a 10 Year Follow-Up	Meiss Albert Ludwig
P1685	Osteochondral Flap with Cystic Lesions in the Lateral Femoral Condyle of an 11-Year-Old Boy – 4 1/2 Year Follow-up	Meiss Albert Ludwig, Placzek Richard
P1686	Lower Extremity Reconstruction in Children Using Vascularised Fibular Grafts	Mickel Michael, Ganger Rudolf, Grill Franz, Petje Gert, Girsch Werner
P1688	Sheffield intra-medullary telescoping nail system for managing recurrent fractures and deformity problems in the long bones of the lower limbs in children	Mohammed Riazuddin, Bradish Christopher
P1689	Preventive emergency surgery in elbow trauma in children	Moroz Petru, Sandrosean Argentina, Sandrosean Iurie, Danilov Sergiu
P1690	Early Club Foot Results after Ponseti Treatment	Naqvi Syed, Ojelade E, Rajan Rohan
P1691	Complications of Elastic Stable Intramedullary Nails in children – the Sheffield experience	Nisar Aamer, Jones Stanley, Bhosale Abhijit, Babu Lenin, Flowers Mark, Fernandes James, Madan Sanjeev
P1692	Surgical Treatment of Lower Limb Problems in Cerebral Palsy	Omeroglu Hakan, Inan Ulukan, Kose Nusret



Selected candidate for the Jacques Duparc Award

LIST OF E-POSTERS

NR.	TITLE	AUTHORS
P1693	Lengthening osteotomy of the calcaneus in the treatment of the flat foot in children	Ostadal Martin, Dungal Pavel, Chomiak Jiri, Frydrychová Monika
P1695	The Modified Hoffmann-Daimler Functional method for the treatment of late presenting Developmental Dysplasia of the Hip	Papadimitriou Nikolaos, Beslikas Theodoros, Chitas Anastasios, Papageorgiou Thomas, Tsiantzis Konstantinos, Christophorides John
P1697	Femoral Lengthening with the Albizzia nail: Our experience	Peña Lucas, Monasterio Jose Luis, Ferré Tania
P1698	Extent of parental internet enquiries in paediatric orthopaedics – Evaluation of the outpatient consultation in a German University Hospital	Peterlein Christian, Schofer Markus, Guntermann Lena, Timmesfeld Nina, Fuchs-Winkelmann Susanne, Schmitt Jan
P1699	Developmental Dislocation of the Hip: Comparison of early treatment versus late open reduction and pelvic osteotomy	Pospischill Renata, Weninger Julia, Altenhuber Johannes, Ganger Rudolf, Grill Franz
P1700	Comparison of arthroscopic meniscal repair vs. partial meniscectomy results in patients 18 years and younger	Pospischill Renata, Petje Gert, Ganger Rudolf, Grill Franz
P1701	Uncomplicated Displaced Supracondylar Fractures In Children – Should We Operate At Night?	Pullagura Mohan, Odak Saurabh, Pratt Roland
P1702	Interrater reliability of radiographic measurements on foot radiographs in infants and children	Radler Christof, Egermann Marcus, Waschak Karin, Ganger Rudolf, Grill Franz
P1704	Can 'sniff nasal inspiratory pressure' determine severity of scoliosis in paediatric population?	Ramappa Manjunath
P1705	Report of three very rare cases of elbow dislocation translocation in children	Saied Alireza, Pouramiri Ali, Ayatollahi Moussavi Aliya, Zyaei Afshin
P1706	The results of posterior femoral rotational osteotomy at children and adolescents with residual dysplasia of the hip	Sakalouski Aleh, Shpileuski Ihar
P1707	Long-term Results after 2- stage operative treatment of late developmental displacement of the hip	Schuh Alexander, Rimmel Edgar, Stauner Kerstin, Schraml Annemarie
P1709	Stapling as treatment mode angular deformity lower limbs	Serdjuchenko Sergey, Sakalouski Aleh, Demencov Andrey, Shpileuski Ihar
P1710	Factors affecting re-displacement of distal radius fractures in children	Sharma Sanjeev, Bowe David, Walters Stephen, Flowers Mark
P1711	Development and validation of a new grading system for displacement of pediatric supracondylar fractures	Slongo Theddy, Audigé Laurent, Clavert Jean-Michel, Schmittbecher Peter, Lutz Nicolas, Frick Steve, Hunter James
P1712	Results of selective ultrasound screening of developmental dysplasia of the hip	Sohár Gellért, Wellinger Károly, Mészáros Tamás, Tóth Kálmán

LIST OF E-POSTERS

NR.	TITLE	AUTHORS
P1713	Surgical Treatment of Late Presented Displaced Lateral Condylar Fracture of Humerus in Children	Song Kwang, Bae Ki
P1715	The effect of maternal smoking during pregnancy on the hip of newborns	Stiegler Helmar, Grabmeier Georg, Lanz Ulrich, Engel Alfred
P1716	Intercultural paediatric orthopaedic management	Strobl Walter
P1718	Screw epiphyseodesis around the knee (axis and length correction)	Szabó Miklós Károly, Marschalkó Péter
P1719	 Screw epiphyseodesis of the greater trochanter, change of the trochanteric index	Szabó Miklós Károly, Marschalkó Péter
P1720	Treatment of pediatric distal humeral fractures using new high strength, bioactive, bioresorbable F-u-HA/ PLLA implants	Takada Naoya
P1722	The Use Of Bracing In Pectus Carinatum: A Review	Thomas Gethin, Gilbody Julian, Ho Kevin, Pattison Giles
P1723	Compartment syndrome of the foot in the child	Tierno Guillermo, Cruz Milena, Pedreira José Luiz
P1724	Operative Treatment in Congenital Dislocation of the Hip in the Older Child.	Tierno Guillermo, Cruz Milena, Pedreira José Luiz
P1725	Multiple exostosis disease approach to an epidemiological study	Torres Ana, Fernández Toral Joaquin, Ferrero Francisco, Iglesias Roberto, Murcia-Asensio Antonio, Murcia Mazón Antonio
P1726	Manipulation of fractures and joint dislocations in the emergency department using morphine and entonox. A simple and safe method of analgesia in difficult situations	Tryfonidis Marios, Moiz Malik
P1727	Elastic intramedullary nailing for unstable tibial shaft fractures in children	Valentinov Boyan, Dimitrov Georgi, Kolev Teodor, Kosev Pencho, Asparouhov Asparouh, Chobanov Pencho
P1728	Outcomes after postero-medial release in incomplete Ponseti treatment of idiopathic clubfoot	Vasilescu Dana, Cosma Dan, Vasilescu Dan
P1730	variation of the Southwick operation in the treatment of severe slipped capital femoral epiphysis	Viana Goncalo, Azevedo Hermengarda, Ribeiro Da Cunha Joaquim
P1731	Corelation between prognostic factors and final results of the tretament Monteggia fractures in children	Vidosavljevic Marko, Abramovic Dusan, Brdar Radivoj, Ducic Sinisa, Radlovic Vladimir
P1732	Developmental dislocation of the hip, surgical treatment in the adolescence	Vukasinovic Zoran
P1733	Reliability of the Ortelius800™ as a Device for Radiationfree Screening and Follow-Up of Adolescent Idiopathic Scoliosis	Waschak Karin, Pospischill Renata, Csepan Robert, Krebs Alexander, Grill Franz



Selected candidate for the Jacques Duparc Award

LIST OF E-POSTERS

NR.	TITLE	AUTHORS
P1734	The importance of the length of the time interval from injury to surgery in treatment of Type 3 supracondylar fractures in children	Yildirim Ozgur, Unal Vuslat, Oken Fuad, Gülcek Murat, Ucaner Ahmet, Ozsular Metin, Kirac Ferit, Celik Celil, Baloglu Koray
P1736	Reconstruction of the proximal Humerus With Clavicle After Osteosarcoma Resection: A Case Report	Ben Lassoued Anis, Bahri Mhamed, Bouallègue Wajdi, Boufares Ramzi
P1737	Compared methods of treatment of Aneurysmal bone cysts: Surgical excision with bone grafting and supraselective embolisation	Baebler Bostjan, Berden Pavel, Berden Natasa, Mozina Eva, Salapura Vladka
P1738	Early Result of Surgery of Aneurysmal Bone Cyst of L1 Vertebra – A Case Report	Balioglu Mehmet, Tacal Mehmet, Cimen Osman, Öner Ali, Kaygusuz Mehmet, Örnek Serhan
P1739	Extra-articular resection of malignant tumours of the hip	Bianchi Giuseppe, Kasimatis George, Donati Davide, Mercuri Mario
P1741	Metacarpal osteoid osteoma:a case presentation	Bulbul Murat, Ayanoglu Semih, Oztürk Kahraman, Gürkan Volkan, Gürbüz Hakan, Bilgic Bilge
P1742	Unusual malignancy in a patient with a Rothmund Thomson syndrome	Canales Vicente, Iglesias Daniel, Martinez Villen Gregorio, Panisello Juan Jose, Alvarez Ramiro, Martinez Trufero Javier, Herrera Antonio
P1745	Adverse effects of radiotherapy and chemotherapy on results of composite prosthesis-allograft in tumour surgery	Delepine Nicole, Delepine M, Hernigou Philippe
P1746	Diagnostic accuracy of FDG PET imaging for the detection of recurrent or metastatic paediatric cancer	Delepine Nicole, Cornille Helene, Delepine Nicole, Alkhallaf S
P1748	The treatment of bone cysts with injection of marrow concentration (BMC) and demineralized bone matrix (DBM)	Donati Davide, Di Bella Claudia, Frisoni Tommaso, Colangeli Simone, Lucarelli Enrico
P1749	Massive bone allografts in bone tumours surgery: Our experience and results at middle term follow-up	Fazioli Flavio, Pensa Luca, Bellotti Vittorio, Marinò Domenico
P1750	Treatment of Giant Cell Tumours: Curettage with bone graft or enblock resection and reconstruction?	Gouran Savadkoohi Dariush, Aminjavaheri Alireza, Gouran Savadkoohi Mohammad
P1751	 Management of giant cell tumour of bone with lung metastasis	Hosaka Masami, Hatori Masahito, Watanuki Munenori, Itoi Eiji
P1752	Malignant tumours of popliteal fossa–therapy and diagnostic approach	Ioannou Markos, Papanastassiou Ioannis, Kottakis Stamatios, Demertzis Nikolaos
P1753	Combination of massive allograft with intramedullary free vascularized fibular autograft for the reconstruction of large bone defects following the excision of primary bone tumours in the lower limbs	Karamanis Nikolaos, Karydakis Georgios, Papatheodorou Loukia, Varitimidis Sokratis, Dailiana Zoe, Michalitsis Sotirios, Malizos Konstantinos
P1754	 Bone tumours of the proximal humerus – functional comparison of treatment options	Kienbacher Gregor, Leithner Andreas, Glehr Mathias, Maurer-Ertl Werner, Quehenberger Franz, Windhager Reinhard

LIST OF E-POSTERS

NR.	TITLE	AUTHORS
P1755	Surgical management of recurrent giant cell tumour of long bones. A long-term retrospective study	Klenke Frank, Wenger Doris, Inwards Carrie, Sim Franklin
P1756	Bone tumours – work up 2009	Kotz Rainer, Noebauer-Huhmann Iris-Melanie
P1757	Surgical treatment dystrophic bones cysts at children	Kuksov Vitaly
P1758	Mini-invasive percutaneous biopsy forceps in the diagnosis of cystic bone pediatric lesions	La Rosa Guido, Falappa Piergiorgio, Fassari Francesco, Toniolo Renato, Devito Rita, Genovese Elisabetta
P1759	Synovial sarcoma – is biopsy a simple procedure in this specific entity?	Lesensky Jan, Matejovsky Zdenek, Stukavcova Alena, Obenberger Jiri, Povysil Ctibor
P1760	A Novel Pelvic Endoprosthesis for a Total Hemipelvectomy (P1, 2, 3 excision)	Lidder Surjit, Masterson Sean, Bhumbra Reg, Pollock Robert
P1761	Gait Analyses after Lower Limb Reconstruction with a New Mega-System	Lohmann Christoph, Moormann Maike, Guethoff Wilhelm, Ruether Wolfgang
P1762	Inter- and intra-observer variability associated with the use of the mirels' scoring system for metastatic bone lesions	Mac Niocaill Ruairi, Quinlan John, Stapleton Robert, Hurson Brian, Dudeney Sean, Toole Gary
P1763	The role of surgery in the treatment of patients with skeletal metastasis	Maljkovic Dejan
P1764	Metastases of conventional renal cell carcinoma – choice of reconstruction technique	Matejovsky Zdenek, Kofranek Ivo, Matejovsky Zdenek
P1765	Quality of life and depression improved after kyphoplasties for multiple myeloma	Matzaroglou Charalampos, Donados Charalampos, Assimakopoulos Kostantinos, Anastasopoulos Andreas, Zoumboulis Panayiotis, Kallivokas Alkiviadis, Saridis Alkis, Boudogianni Eva, Dimakopoulos Panayiotis
P1766	Sampling error in soft tissue tumour biopsiesfrequency and cause analysis	Maurer-Ertl Werner, Kürzl Gerda, Leithner Andreas, Kienbacher Gregor, Liegl Bernadette, Bodo Koppány, Beham Alfred, Windhager Reinhard
P1767	How the establishment of the Scottish sarcoma clinical network has affected adequacy of resection margins in Grampian	Mccullough Louise, Farley Chris, Boddie David, Dundas Sinclair
P1770	Resection of giant cell tumour and limb salvage by distraction osteogenesis using Ilizarov construct over an intramedullary nail	Navadgi Basalingappa, Rao Sharat
P1771	Schwannoma of the Nervus Pudendus 10 Years after Triple Pelvic Osteotomy	Neumann Daniel, Dorn Ulrich
P1772	Complications following endoprosthetic reconstruction after bone tumour resection in the hip and knee region	Orlic Dubravko, Bergovec Marko, Smerdelj Miroslav, Kolundzic Robert



Selected candidate for the Jacques Duparc Award

LIST OF E-POSTERS

NR.	TITLE	AUTHORS
P1774	Epithelioid sarcoma: The Santa Creu i Sant Pau Hospital experience. A 15-year follow-up study	Peiró Ibáñez Ana, Gracia Alegría Isidro, Pellejero García Raul, Oller Torruella Bárbara, Trullols Tarragó Laura, Carrera Ion, Colomina Jordi, Doncel Cabot Antoni, Majó Buigas Joan
P1775	Skin coverage after soft tissue sarcomas resection	Pellejero García Raul, Majó Joan, Gracia Isidro, Peiró Ana, Doncel Antonio, Fernández Manuel, Larrañaga José, Oller Torruella Bárbara, Cortés Sarah
P1776	Outcome after replacement of the proximal humerus in patients with malign shoulder-tumours	Pilge Hakan, Holzapfel Boris, Woischke Andreas, Gradinger Reiner, Rudert Maximilian
P1777	Treatment of pathologic proximal femoral fractures	Portabella Federico, Maireles Miriam, Pablos Oscar, Tramunt Carlos, Agullo Jose Luis
P1778	Percutaneous radiofrequency ablation of osteoid osteoma in the hip	Portabella Federico, Serra Juan, Narvaez Jose Antonio, Serrano Celia, Pablos Oscar, Agullo Jose Luis, Angles Francesc
P1780	Surgery of giant cell tumour of the sacrum: An analysis of 28 cases	Ruggieri Pietro, Ussia Giuseppe, Angelini Andrea, Mercuri Mario
P1781	Intramedullary Diaphyseal Segmental Defect Fixation System for Limb Salvage after Tumour Resection	Sakellariou Vassilios, Mavrogenis Andreas, Tsibidakis Haridimos, Kontovazenitis Panayiotis, Karaliotas George, Papagelopoulos Panayiotis
P1782	Intramedullary Diaphyseal Segmental Defect Fixation System In a Patient with Tibial Adamantinoma	Sakellariou Vassilios, Mavrogenis Andreas, Tsibidakis Haridimos, Starantzis Konstantinos, Karaliotas George, Kontovazenitis Panayiotis, Papagelopoulos Panayiotis
P1783	Functional and oncological outcome of endoprosthetic replacement of the proximal humerus for primary or secondary bone tumours	Sarkar Michael, Dieterle Silke, Hartwig Erich
P1784	Is cannulok hip system a viable option for the management of pathological proximal femoral neck fractures? – A prospective study	Shetty Sanath, Thayur Madhusudan, Ramesh Balasundaram, Smith Ian
P1785	The diagnostics and surgical treatment of benign tumours and tumour-like lesions of the femur proximal part	Shpileuski Ihar, Sakalouski Aleh, Pashkevich Ludmila, Brodtko George
P1786	Knee-joint sparing proximal tibial replacement for primary bone tumours – A functional and clinical analysis	Spiegelberg Ben, Sewell Matthew, Parratt Michael, Aston William, Cannon Stephen, Briggs Timothy
P1787	Below knee amputation through a joint sparing proximal tibial replacement for recurrent tumour	Spiegelberg Ben, Sewell Matthew, Coltman Tim, Blunn Gordon, Cannon Stephen, Briggs Timothy
P1788	Lipoma osseus recidivans	Todhe Dritan, Caushi Gjergj
P1789	Extra-articular bone- or soft tissue tumour resection of the knee joint: Surgical technique and results in 34 patients	Van Den Besselaar Marijn, Lim Soon, Dijkstra Pieter, Taminiou Anthonie
P1790	 Femoral Head Histology In Suspected Pathological Fractures Of The Femoral Neck	Vannet Nicola, Guha Abhijit, Ramaswamy Raj

LIST OF E-POSTERS

NR.	TITLE	AUTHORS
P1791	Metacarpal Metastasis from Adenocarcinoma of Oesophagus	Yerraguntla Soma Sekhar, Sebastian Joseph, Prasad Kodali, Gibbs Simon
P1792	Articulating gentamicin-vancomycin-loaded hip spacers in the treatment of proximal femur infections	Anagnostakos Konstantinos, Kristen Alexander, Kelm Jens, Schmitt Eduard
P1793	Articulating spacers compared to fixed spacers for the treatment of infected knee arthroplasty – a follow up of 48 cases	Bauer Joscha, Tibesku Carsten, Sommer Carmen, Becher Christoph, Fuchs-Winkelmann Susanne, Skwara Adrian
P1794	Outcome of prosthetic knee-associated infection: Evaluation of application of versajet as intraoperative debridement tool	Bhattacharyya Mayukh, Gerber Bruno
P1795	The STGM1-Hip spacer system / preliminary results	Bod Peter, Incze Sandor, Kurtus Istvan, Nagy Ors
P1796	Clinical experience with VAC-Instill treatment for septic- arthritis and infected implants	Boer Ronald, Modi Chetan, Ho Ki, Saithna Adnan, Krkovic Matija
P1797	Asymptomatic bacteriuria in arthroplasty patients	Cordero-Ampuero José, Martínez-Vélez David, González Enrique, Casa Vicente, Bustillo Javier
P1798	Shortening and secondary re-lengthening for chronically infected tibial pseudarthroses with poor soft tissues	Demir Bilal, Oke Ramadan, Gursu Sarper, Konya Mehmet, Sahin Vedat
P1799	Treatment of Postoperative Deep Infection of High Tibial Osteotomy In Which Medial Plates were Used and Grafting was made	Demir Bilal, Gursu Sarper, Oke Ramadan, Konya Mehmet, Er Turgay, Sahin Vedat
P1800	Medulloscopy for Cement Removal in Infected Hip Arthroplasty. Evaluation of 45 Girdlestone procedures	Deprez Patrick, Stuyck Jos, Govaers Kris, Boone Peter, Mulier Michiel, Bellemans Johan
P1802	Septic arthritis of Knee as a complication following remote interventional procedures	Farook Mohamed, Salubi-Udu Joma, Mostekhaseh Zal, Navaneethakrishnan Venkatram, Hussein Rami
P1803	Necrotizing fasciitis – our results and treatment	Gavrankapetanovic Ismet, Vranic Haris, Hadzimehmedagic Amel, Gavrankapetanovic Faris, Kulenovic Edin
P1804	Clostridium difficile-associated diarrhoea and surgical site infections in elective orthopaedic patients receiving cefuroxime prophylaxis	George Marc, Al-Rashid Mamun, Adhami Zubaida
P1805	Long Term Result of Surgical Treatment for Spina Ventoza Located in the Foot: A Forgotten Disease	Gursu Sarper, Demir Bilal, Yildirim Timur, Er Turgay, Kobaner Batuhan, Sahin Vedat
P1806	The MRSA prevalence in trauma patients admitted from high risk populations: The need for a change in prophylactic antibiotic practice	Hennessey Derek, Green Connor, Fitzpatrick Clare, Rourke Kieran
P1807	An audit of MRSA screening in an Orthopaedic Surgery Unit	Hogg David, George Christopher, Moorehead John, Montgomery Steve, Cooke Richard



Selected candidate for the Jacques Duparc Award

LIST OF E-POSTERS

NR.	TITLE	AUTHORS
P1808	Azithromycin in combination with highly dosed ceftriaxone and tigecycline is most active against biofilms formed by <i>Staphylococcus epidermidis</i> isolated in implant infections	Holinka Johannes, Kratzer Christina, Hirschl Alexander, Presterl Elisabeth
P1809	Postsurgical infection incidence in orthopaedic surgery. Prospective study 1996-2007	García Forcada Ignacio Loyola, Iftimie Petrea, Esteve Balzola Carles, Gonzalez Pedrouzo Jose Eduardo, Rovira Marti Maria Pilar, Giné Goma Josep
P1810	The treatment of infected nonunion of the tibia following intramedullary nailing by the Ilizarov method	Kallivokas Alkiviadis, Saridis Alkis, Tyllianakis Minos, Mylonas Spyridon, Matzaroglou Charalampos, Megas Panagiotis
P1812	A prospective study of debridement with retention of components for the treatment of infections after total hip arthroplasty	Klouche Shahnaz, Leclerc Philippe, Leonard Philippe, Lhotellier Luc, Graff Wilfrid, Mamoudy Patrick
P1813	Infected nonunions of fracture shaft of femur treated with single stage procedure: Preliminary results in ten cases	Kumar Vijay, Nataraj A, Garg Bhavuk, Malhotra Rajesh
P1814	Antibiotic Prophylaxis in Penicillin – Allergic patients: Logistical problems	Mallick Emad, Sagoo Ranjit, Osaru Donald, Taylor Grahame
P1815	Surgeons and the risk of blood borne viral infections: A study of attitudes and practice	Mccann Philip, Kennedy Ray, Southgate Crispin
P1816	Barriers to the reporting and management of needlestick injuries amongst surgeons	Mccann Philip, Kelly Simon, Gonsalves Steven, Kennedy Ray
P1817	C-Reactive Protein, Erythrocyte Sedimentation Rate and White Cell Count in the Diagnosis of Late Infection and Coagulase Negative Staphylococci in Revision Knee Arthroplasty	Mccleery Mark, Leach William
P1818	Management of periprosthetic hip joint infection according to a treatment algorithm	Mertl Patrice, Brunschweiler Benoit, Havet Eric, El Samad Youssef, Schmit Jean-Luc
P1819	Perioperative Management of MRSA Patients on Orthopaedic Units. Working Toward Uniform Guidelines	Mirza Saqeb, Aslam Nadim, Lo Stephen
P1820	Hand washing in visitors: Are they compliant?	Naqvi Syed, Naqvi Syed, Mirza Saqeb, Gangoo Shafaat, Karagkeverekis Babis
P1821	Audit of antibiotic resistance in infected hip and knee arthroplasty	Neil Martyn, Mcalinden Michael
P1822	Two-Stage Revision for Infected Total Elbow Arthroplasty	Nicoletti Simone, Salama Amir, Stanley David
P1823	The use of structural allografts in two-stage reconstruction for infected total hip arthroplasty	Nusem Iulian, Morgan David
P1825	Our experience with vacuum assisted wound therapy (VAC®)	Patko Janos, Barabas Tamas, Dedat Aziz
P1827	Infections after high tibial open wedge osteotomy: A case control study	Reischl Nikolaus, Wahl Peter, Jacobi Mathias, Gautier Emanuel, Jakob Roland

LIST OF E-POSTERS

NR.	TITLE	AUTHORS
P1828	Knee re-revision arthroplasties complicated by infection: Is arthrodesis now-a-days an acceptable treatment?	Rosa Michele, Maccauro Giulio, Lo Vano Danilo
P1829	Sterile Procedures in Operating Theatres: Re Audit of Stepping Hill Hospital Theatres Adherence to British Orthopaedic Association Guidelines	Sahu Ajay, Grant Stuart, Konarski Alastair, Anand Sanjay, Johnson David
P1830	 Audit cycle of point prevalence use of antibiotics in Orthopaedic inpatients from 2003 to 2008 in a hospital in United kingdom	Sahu Ajay, Batra Sunil, Masud Saquib, Anand Sanjay, Johnson David, Kabir Syed
P1831	Prophylactic antibiotic protocols in England in Orthopaedic surgery: A survey of practice in NHS trusts in the England	Sahu Ajay, Batra Sunil, Anand Sanjay, Johnson David, Wilson Thomas
P1832	Bone & Joint Tuberculosis in Children in the Blackburn & Burnley Area Since 2006	Sangster Marshall, Holland Tim, Mohil Randeep, Paton Robin
P1833	Splash hazard in Elective Primary Knee and Hip Arthroplasty – Is a visor mask sufficient?	Singh Vinay, Balakrishnan Sai Krishna, Sharma Amit, Kalairajah Yegappan
P1834	Biofilm in prosthetic joint infection-diagnostics – an advantage?	Suda Arnold, Lehner Burkhard, Heisel Christian, Zeifang Felix
P1835	Two rare cases of Chronic Recurrent Multifocal Osteomyelitis affecting the clavicle	Swarna Shyam Sundar, Tamavakopoulos George, Buchanan James
P1836	Subacute osteomyelitis of the patella	Terebessy Tamás, Holnapy Gergely, Kiss Sándor, Szoke George
P1837	 Detection of chronic musculoskeletal infection with 18-F-FDG PET/CT	Weidemann Heike, Militz Matthias, La Fougère Christian, Bühren Volker
P1838	Potential causes of infection in ankle fracture surgery	Williams Geraint, Roche Andy, Hennessy Michael
P1839	The use of vancomycin impregnated bone grafts in infection management	Zahar Akos, Laki Monika, Hajdu Mária, Kocsis György, Antal István, Szendrői Miklós
P1840	Improving osteoporosis assessment in the Fracture clinic	Akimau Pavel, Charalambos, Mosey Carol, Gullett Thomas, Wilkes
P1841	 Prediction of strength and fracture location of the proximal femur by a CT-based nonlinear finite element method – Effect of load direction on hip fracture load and fracture site	Bessho Masahiko, Ohnishi Isao, Matsumoto Takuya, Ohashi Satoru, Tobita Kenji, Kaneko Masako, Matsuyama Juntaro, Nakamura Kozo
P1842	The Maidstone Fracture Neck of Femur Pathway: A modern prospective data gathering and management tool	Chana Rishi, Butt David, Proctor Beverly, Da Fonseca Jorge, Sheikh Zishan, Slater Guy, David Lee
P1843	 Hip Fracture In The Older Person: Are we achieving the standard?	Cohen Daniel, Highcock Alan, Richards Helen, Rourke Kevin, Tsang John, De Matas Marcus



Selected candidate for the Jacques Duparc Award

LIST OF E-POSTERS

NR.	TITLE	AUTHORS
P1844	Preliminary results of using the vibration platform in treatment of osteoporosis	Cristea Stefan, Atasiei Tudor, Bratu Dorel, Predescu Vlad, Georgeanu Vlad, Groseanu Florin, Prundeanu Andrei, Micu Ion
P1846	Aostpartum stress fracture of the sacrum: A case report	Eskin Deniz, Memisoglu Serdar, Copuroglu Cem
P1847	Femoral locking plate fixation in secondary osteoporotic fractures in elderly people with arthroplasty or wearing osteosynthesis hardware	Feron Jean-Marc, Cherrier Bertrand, Lacoste Sophie
P1848	Fragility fractures: A study of post traumatic osteoporosis management	Goonewardene Sanchia, Sargeant Ian, Porter Keith, Mangat Karanjit
P1849	Immediate Internal Fixation of a Displaced Subcapital Fracture of the Hip in Transient Osteoporosis of Pregnancy: A Case Report and Review of the Literature	Guryel Enis, Shaikh Naveed, Clark David
P1850	Changes in bone turnover and porosity in ovine compact bone 31 months post-ovariectomy	Healy Claragh, Kennedy Oran, Brennan Orlaith, Rackard Sue, O'brien Fergal, Lee T
P1851	Bone Geometry and Density Analysis: A Cadaveric Study	Healy Claragh, Donoghue Seth, O'brien Fergal, Lee T
P1852	An Audit of the Initiation of Secondary Prevention of Osteoporotic Fragility Fractures in Fracture Neck of Femur Patients	Jain Neil, Rajpura Asim, Salim Shohab, Thalava Ramesh, Chan Francis
P1853	One Stop Fracture Liasion Service for Osteoporotic Insufficiency Fractures at Fracture Clinic: An ideal 'Newcastle' model for Fracture Risk Assessment	Malek Ibrahim, Loughney Karen, Ghosh Sabhyasachi, Williams John, Francis Roger
P1855	Identification of Risk Factors For The Fractured Neck of Femur	Patel Shelain, Babaei-Mahani Amir
P1856	Age, Sex, Rheumatoid Arthritis Duration: Risk Factors for Fragility Fractures an Orthopaedic Surgeon Should Consider	Pegreffo Francesco, Belletti Lorenza, Giunti Marco, Sandri Gilda, Mascia Maria
P1857	Preliminary experience in the treatment of stable and unstable proximal femoral fractures with the new trochanteric vero-nail	Pizzoli Andrea
P1858	Male Osteoporosis: Grade of awarenss	Ravaglia Fabio, Leite Maria, Tacla Marcello, Cliquet Junior Alberto
P1859	Athletes risk osteonecrosis of the jaw following fracture treatment with bisphosphonates	Robb Curtis, Grew Nick, Simons Adrian, Srinivasan
P1860	 Detection of patients with high risk of osteoporotic fracture by digital X-ray radiogrammetry	Sandoval García Manuel, Fernández Carreira José Manuel, Suárez Vázquez Abelardo, Noriega Fernández Alfonso, Hernández Vaquero Daniel
P1861	Densitometry – Golden standard in diagnosing osteoporosis	Stefanovska Ivanka

LIST OF E-POSTERS

NR.	TITLE	AUTHORS
P1863	Bilateral Transient Bone Marrow Edema or Transient Osteoporosis of the knee in pregnancy	Ververidis Athanasios, Drosos George, Pelekas Spyros, Kitsikidou Gesthimani, Kazakos Konstandinos, Verettas Dionisios
P1864	Tramadol and Ketoprofen relieve chronic pain due to osteoarthritis in elderly patients: A randomized controlled trial	Alexa Ioana Dana, Malancea Radu, Alexa Ovidiu
P1865	Audit on Effectiveness of Analgesia Provided to Patients Undergoing Shoulder Surgeries in a British Hospital	Ameer Nasir, Rajagopalan Shyam, Niezywinski Wojciech
P1866	Treatment of painful bone marrow edema syndrome with intravenous ibandronate	Bartl Reiner, Salzmann Gian, Imhoff Andreas, Bartl Christoph
P1867	Effects of different physiotherapy programs in the treatment of patients with patellofemoral pain syndrome	Bayrakci Tunay Volga, Baltaci Gul, Ergun Nevin, Atay Ahmet Ozgur
P1869	Analgesia in Total Knee Arthroplasty	Currall Verity, Butt Umer, Robinson Stephen, Harries William
P1870	Early Results Of A Pioneering Hip And Knee Pathway For Primary Osteoarthritis	Dean Fraser, Crum John, Syme Brian, Mcmillan Jacqueline
P1871	Efficiency of a Late Phase Home-Based Exercise Program After Total Hip Arthroplasty	Unver Bayram, Ekizler Sevcan, Karatosun Vasfi
P1872	Perioperative analgesia for lower limb arthroplasties with peripheral nerve blocks	Farook Mohamed, Aranganathan Shreedhar, Somasundaram Karthik, Babu Victor
P1875	The Elimination of Opioid Use in Total Knee Arthroplasty	Francis Randhir, Brink Susan, Stringer Bruce, Brink Rodney
P1876	Efficacy Of Back Care Program In Chronic Back Pain During Pregnancy	Ghayem Hassankhani Ebrahim, Payvandi Mohamad Taghi
P1878	Accelerated rehabilitation following total hip replacement is a safe, reproducible and unrestricted procedure	Gomes Luiz, Ariyoshi Anne
P1879	A New Musculo-skeletal curriculum-Has it made a difference?	Gulihar Abhinav, Williams Stephen, Dias Joseph, Harper William
P1881	Tolerability and short term effectiveness of initial and repeat treatment cycles of hylan G-F 20 in 721 patients with knee osteoarthritis pain	Heger Robert, Paulsen Günther, Mueller Thomas, Fickert Ulrich, Kresmann Michael, Schulz Axel
P1882	The clinical results of the use of the Unloader One knee brace for symptomatic osteoarthritis of the knee	Hopgood Phil, Seehra Kam, Dhillon Ajit, Butler Steve
P1883	The effect of a rocker exercise on the flexibility of the lower extremities and sway of the center of gravity while standing	Ishigaki Naoki, Minato Keiji, Okada Toru, Shiratsuchi Hideaki
P1884	Night pain and osteoarthritis of the knee	Johnston Andrew, Thompson Neville, Geddis Carolyn, Beverland David
P1885	Application of measurements of pressure distribution under ischiadic tubers in estimation of degenerative changes of spine	Lorkowski Jacek, Zarzycki Daniel, Trybus Marek, Hladki Waldemar, Brongel Leszek



Selected candidate for the Jacques Duparc Award

LIST OF E-POSTERS

NR.	TITLE	AUTHORS
P1886	The Mini Mental State Examination and The Functional Independence Measure in Intertrochanteric Hip Fracture	Marchetti Stefano, Pandolfini Angela, Di Amato Maria, Bei Grazia, Terzuoli Andrea, Lisanti Michele, Baluganti Alessandro, Piolanti Nicola, Andreani Lorenzo
P1887	Interchangeability between VAS and VRS in evaluation of lumbar pain	Matamalas Antonia, Ramirez Manuel, Garcia Ana, Lladó Andreu, Molina Antoni, Salo Guillem, Martínez Santos, Cáceres Palou Enric
P1888	Outcome of intra-articular hyaluronic knee injection – a comparison of leading competitors	Mcgrath Anthony, Torrie Alex, Bartlett William, Lee Robert, Mcfadyen Iain
P1889 	Iloprost for the treatment of painful bone marrow edema in different localizations	Meizer Roland, Radda Christian-Thomas, Stolz Günter, Petje Gert, Meraner Dominik, Kissler Florian, Meizer Elisabeth, Landsiedl Franz, Aigner Nicolas
P1891	The Use of Peripheral Nerve Block to Treat Neuropathic Diabetic Foot Pain	Moussallem Charbel, Chamandi Souheil, El-Yahchouchi Christine, Tohme Sophia, Chamandi Chucrallah
P1892	The Use of Femoral Nerve Block for Manipulation of Knee Stiffness Following Total Knee Arthroplasty: A Preliminary Study	Moussallem Charbel, Chamandi Souheil, El-Yahchouchi Christine, El-Labaky Chadi, Hoyek Fadi, Lebbo Semaan, Lahoud Jean-Claude
P1893 	Pain control with Fascia Iliaca Compartment Block prophylaxis for hip fracture patients at risk for delirium	Mouzopoulos George, Lasanianos Nikos, Morakis Emmanouil, Nikolaras George, Georgilas Ioannis, Tzurbakis Mathaios
P1894	24 Hour Continuous Infusion Femoral and Sciatic Nerve Block following Total Knee Arthroplasty	Mullen Michael, Rooney Brian, Kelly Michael
P1895	The effect of total knee arthroplasty in the quality of life of the patients	Myriokefalitakis Emmanouil, Papanastasopoulos Konstantinos, Mandalos Konstantinos, Sarantos Konstantinos, Giannoulis Ioannis, Savidis Konstantinos, Agisilaou Christos, Notis Petros, Touliaatos Alexandros
P1896	Factors influencing length of stay after primary total hip and knee replacement: The role of anaesthesia and management of post operative nausea and vomiting	Nichols Jennifer, Hickman Nicola, Shendge Vithal, Brown Andrew
P1897	An easy Functional Capacity evaluation in chronic low back pain	Norberg Michael, Schindler Christian, Norberg Iohn
P1898	Use of Anesthetic infusion pump for postoperative pain management following Arthroscopic Subacromial Decompression of the Shoulder in Day Surgery	Papanna Madhavan, Seetharamaih Vanamali, Robinson Paul, Jacobs Leo
P1899	Suprascapular Nerve Block for post operative pain relief in Arthroscopic Shoulder Surgery	Penna Sreeram, Sharma Ramesh, Casserly Harry
P1900	Safety and efficacy of repeat treatment with hylan G-F 20 in the treatment of osteoarthritis of the knee	Raman Raghu, Dutta Arup, Day Nicky, Sharma Hemanth, Shaw Christopher, Johnson Geoffrey

LIST OF E-POSTERS

NR.	TITLE	AUTHORS
P1901	A Prospective Randomised Double Blinded Clinical Trial Comparing The Efficacy Of Hylan G-F 20 And Steroid Following Arthroscopic Debridement In The Treatment Of Osteoarthritis Of The Knee	Raman Raghu
P1902	Postoperative analgesia in total knee arthroplasty by means of a continuous infusion pump of ropivacaine	Rodriguez-Merchan Emerito-Carlos, Gomez-Cardero Primitivo
P1903	Reliability and validity of the Short Questionnaire to Assess Health-enhancing physical activity (SQUASH) in patients after Total Hip Arthroplasty	Stevens Martin, Wagenmakers Robert, Van Raaij Jos, Bulstra Sjoerd, Zijlstra Wiebren, Groothoff Johan, Van Den Akker-Scheek Inge
P1904	Physical activity behavior of patients one year after Primary Total Hip Arthroplasty	Stevens Martin, Wagenmakers Robert, Groothoff Johan, Bulstra Sjoerd, Van Den Akker-Scheek Inge, Van Beveren Jan, Van Raaij Jos, Zijlstra Wiebren
P1906	Does Enhanced Recovery shorten hospital stay for patients undergoing Total Hip Replacement?	Tarassoli Payam, Dwyer Amitabh, Frew Quentin, Thomas William, Porter Paul
P1907	Functional rehabilitation in repetitive ankle sprain	Totorean Alina, Poenaru Dan
P1908	Neuritis Ossificans of the Common Peroneal Nerve: A case report	Trigkilidas Dionysios, Lidder Surjit, Delaney David, Pollock Robert, Saiffudin Asif
P1910	Treatment of trochanteric bursitis using extracorporeal shockwave treatment	Vannet Nicola, Ferran Nicholas, Ahuja Sashin, Odoherly Declan
P1911	Viscosupplementation with sodium hyaluronate in elbow osteoarthritis	Vaquerizo Garcia Victor, Vaquerizo Garcia Eva, Galan Novella Paloma, Montes Martínez Esther
P1912	Effectiveness of pulsed electromagnetic field therapy in the management of osteoarthritis of the knee – a meta-analysis of randomized controlled trials	Vavken Patrick, Arrich Ferid, Schuhfried Othmar, Dorotka Ronald
P1914	How painful is it to be an orthopaedic inpatient in a district general hospital? A prospective randomised pain snapshot study	Wong Smeeta, Al Hussainy Haydar
P1915	Microarchitecture of patella	Abrassart Sophie, Fritschy Daniel, Hoffmeyer Pierre
P1916	A comparison of two teaching methods: Small-group discussion versus lecture. Assessing the differences in student performance and perceptions	Almazedhi Bahir
P1917	Hamstring tendon harvesting – effect of harvester on tendon characteristics and soft tissue disruption: Cadaver study	Alvi Farhan, Charalambos, Phaltankar Padmanbh
P1918	Effects of botox on fracture healing after traumatic brain injury – An experimental study on rats	Aydin Adem, Memisoglu Kaya, Cengiz Abdülkadir, Muezzinoglu Bahar, Muezzinoglu Umit, Kisioglu Yasin
P1919	The possibility of obtaining mesenchymal stem cells from the surgical site	Beckmann Oliver, Van Der Heide Hubertus, Zwaginga Jaap-Jan, Nelissen Robertus



Selected candidate for the Jacques Duparc Award

LIST OF E-POSTERS

NR.	TITLE	AUTHORS
P1921	The effect of Laminin-5 and Silanization on Cell Attachment to Orthopaedic Implants	Bhagawati Dimpu, Gordon David, Middleton Claire, Pendegrass Catherine, Blunn Gordon
P1922	A novel mutation in HOXD13 causes limb malformations by altering both the DNA-binding and transcriptional activation functions of HOXD13	Brison Nathalie, Debeer Philippe, Zappavigna Vincenzo, Tylzanowski Przemko
P1923	Aberrations in Wnt/ β -Catenin Signaling Driving HAART-induced Bone Loss In Vitro	Butler Joseph, Doran Peter, Moon Randall, Powderly William, O'Byrne John
P1926	Atorvastatin: A possible therapeutic strategy for the prevention of aseptic loosening of implants	Chukwunyerewa Chukwudi, Walsh Pauline, Laing Alan, Oduwole Kayode, Mulhall Kevin, McCormack Damian
P1927	Biomechanical testing of arthroscopic transosseous versus double row technique of rotator cuff repair – in vitro and in vivo study in sheep	Cicak Nikola, Klobucar Hrvoje, Trsek Denis, Maticic Drazen, Brncic Mladen, Semenski Damir, Stejskal Marko, Vnuk Drazen, Jezek Damir
P1928	 Effects of blood supply on bone formation in experimental spinal fusion with skeletal stem cells	Cinotti Gianluca, Giannicola Giuseppe, Ferrari Emiliano, Riminucci Mara, Corsi Alessandro, Sacchetti Benedetto, Bianco Paolo, Postacchini Franco
P1929	In vitro-testing of total disc replacement in a cervical spine model in sheep – differences in range of motion and intradiscal pressure from C2 to C5 under three different conditions	Daentzer Dorothea, Husmann Nathalie, Jansen Christina, Richter Berna, Welke Bastian, Hurschler Christof
P1930	Preliminary clinic results with a human dbm and a nano-structured magnesium hydroxyapatite carrier bone paste	Dallari Dante, Del Piccolo Nicolandrea, Rani Nicola, Sabbioni Giacomo, Stagni Cesare, Giunti Armando
P1931	Preclinical assessment of a novel short stemmed press-fit femoral resurfacing device – a cadaveric study	Dawson-Bowling Sebastian, Jeffers Jonathan, Hogan Emma, Ripley Lionel, Lawrence-Watt Diana
P1932	The muscle-tendinous junction involvement in skeletal muscle atrophy: An ultrastructural study	De Palma Luigi, Marinelli Mario, Pavan Matteo, Bertoni-Freddara Carlo
P1933	The glenohumeral angle: A new parameter to determine the normal glenohumeral relationship	Defoort Saartje, Debeer Philippe, De Wilde Lieven, Speeckaert Wendy, Verstraeten Tom
P1934	Do the arthritic knees behave in a true varus or valgus fashion – an analysis of knee dynamics with computer navigation: A challenge to the existing concept	Deep Kamal, Picard Frederick, Kinninmonth Andrew, Sarungi Martin, Bains Joe, Smith Benjamin
P1935	Simvastatin and hydrochlorothiazide do not alter fracture healing. An experimental study	Delgado-Martinez Alberto, Nuñez-Chia Alberto, Natividad-Pedreño Moises, Carrascal Maria
P1936	The interaction of Keratinocytes with Diamond-like-carbon coated Titanium	Dhawan Rohit, Pendegrass Catherine, Blunn Gordon

LIST OF E-POSTERS

NR.	TITLE	AUTHORS
P1937	Mesenchimal Stem Cells Effect in the healing of lesions in the avascular zone of the meniscus. An experimental study in rabbits	Díaz Heredia Jorge, Ruiz-Ibán Miguel Angel, García Ignacio, Correa Carlos, González Fausto, Moros Santos, Jiménez Daniel, Del Cura Maria Del Sol, Cebreiro Martinez Del Val Ignacio
P1938	Neuropathy following limb lengthening in rabbits	Domos Gyula, Pap Károly, Dunay Miklós, Kozsurek Márk, Lukácsi Erika, Puskár Zita, Szöke György
P1939	Histological assessment after vertebroplasty with pmma and cap cement in sheeps	Doria Carlo, Milia Fabio, Tidu Luigi, Ruggiu Adriano, Zachos Alexandros, Barca Francesca, Tranquilli Leali Paolo
P1940	Webers Experiments regarding the stabilising effect of the atmospheric pressure on the hip joint – a historical and experimental retrospect	Drummer Nicole, Prietzel Torsten, Von Salis-Soglio Georg
P1941	The significance of the acetabular labrum in stabilizing the hip joint – Experimental analysis using a labrum model	Drummer Nicole, Prietzel Torsten, Farag Mohamed, Von Salis-Soglio Georg
P1942	How do interfragmentary lag screws in plate osteosynthesis influence fracture site micromotion? A biomechanical evaluation	Ebneter Lukas, Giesinger Karlmeinrad, Ellenrieder Birte, Kuster Markus
P1943	Qualitative research in the orthopaedic literature	Edwards Max
P1944	Investigation on the distal screw of a trochanteric FI-Nail intramedullary implant using a simplified finite element model	Efstathopoulos Nikolaos, Xypnitos Fragiskos, Nikolaou Vassilios, Lazarettos John, Brilakis Emmanouel, Kaselouris Evangelos, Venetsanos Demetrios, Provatidis Christopher
P1945	Determination of the amount and number of polyethylene wear debris isolated from periprosthetic tissues around total joint replacements	Entlicher Gustav, Zolotarevova Eva, Lapcikova Monika, Slouf Miroslav, Pokorny David, Sosna Antonin
P1946	Factors affecting pullout strength of cannulated cancellous bone screws	Ferran Nicholas, Manojthomas Abraham, Sharma Ajay, Evans Sam, Thomas
P1951	 FBN-1 (R2726W) mutation in Primary Protrusio Acetabuli	Ghosh Subhajit, Fryer Anthony, Wynn Jones C, Maffulli Nicola
P1952	A biomechanical study on fracture strain in distal tibia fractures stabilized with metaphyseal and distal tibial locking compression plates	Ghosh Subhajit, Shanmugam C, Rahmatalla A, Maffulli Nicola
P1953	The 'Forgotten Joint Score'. A new patient-based outcome measure for THA and TKA	Giesinger Karlmeinrad, Behrend Henrik, Lehnen Katja, Kuster Markus
P1955	The effect of a distal oblique screw on sliding hip screw using finite element analysis	Gillies Ronald, Gan Jade, Molnar Robert, Shidiak Loius, Hogg Michael
P1956	The Thermal Insult of Instrument Cutting on the Bone Prepared Surface during Hip Resurfacing Surgery	Gillies Ronald, Pabbruwe Moreica, Baker Richard, Blom Ashley, Bannister Gordon



Selected candidate for the Jacques Duparc Award

LIST OF E-POSTERS

NR.	TITLE	AUTHORS
P1957	Treatment of Synoviocytes with Antioxidants like Resveratrol, Quercetin-dihydrate and Selen-L-Methionin	Glehr Mathias, Lohberger Birgit, Walzer Sonja, Fuerst Florentine, Gruber Gerald, Graninger Wilfried, Clar Heimo, Zacherl Maximilian, Windhager Reinhard
P1958	The glenohumeral joint – finite element analysis	Gogulescu Adrian, Gogulescu Nicolae
P1959	Fourier Transform Infrared Imaging Spectroscopy (FT-IRIS) of Fracture Healing: Results of an Animal Model in the Wild-Type Mouse and Description of Mineral Maturation	Gollwitzer Hans, Yang Xu, Bostrom Mathias
P1960	Continuous delivery of vascular endotelial growth factor through an implanted osmotic pump in a model of rabbit tibial non union with a segmental bone defect	González Lizán Fausto, Ruiz-Ibán Miguel Angel, Díaz Heredia Jorge, Jiménez D, Del Cura Varas Maria, Moros Marco S, Cebreiro Martinez Del Val Ignacio, Comellas Melero Nerea
P1961	The biomechanical finite element simulation study for evaluation of the effect of initial graft tension and the knee flexion angle when graft fixed in tunnel in ACL reconstruction with bone-patellar-tendon-bone graft and hamstring graft	Gouran Savadkoohi Dariush
P1962	Effects of demethylation on gene expression of MMP 13 and ELK I in cell cultures of human chondrocytes	Gruber Gerald, Fuerst Florentine, Stradner Martin, Glehr Mathias, Kastner Norbert, Zacherl Maximilian, Graninger Winfried, Windhager Reinhard
P1963	The effect of microfracture and hyaluronic acid on the treatment of full-thickness articular cartilage defects	Gunes Taner, Bostan Bora, Erdem Mehmet, Koseoglu Resid Dogan, Yeniel Kursad, Sen Cengiz
P1964	How much do you know about tourniquets?	Haleem Shahnawaz, Chan Woan-Yi, Jivan Sharmila, Tabani Syed
P1965	Frequency of intra-articular puncture of the radiocapitelar joint. A cadaveric study	Heidari Nima, Grechenig Stefan, Grechnig Wolfgang, Pichler Wolfgang, Weinberg Annelie
P1968	Three dimensional co-culture of human osteoblasts and human umbilical vein endothelial cells for tissue engineering of bone	Hofmann Alexander, Ritz Ulrike, Verrier Sophie, David Eglin, Alini Mauro, Fuchs Sabine, Kirkpatrick James, Rommens Pol
P1969	Loosening of 6.5 mm screws in segment S1 and S2 of the sacral bone – biomechanical comparison of partially threaded screw versus threaded screw	Högel Florian, Mair Sebastian, Bühren Volker, Augat Peter
P1970	Acute spinal cord injury increases callus formation during fracture healing in an experimental rat model	Holschbach Jeannine, Kleinschmidt Kerstin, Richter Wiltrud, Kasten Philip, Meyer-Lindenberg Andrea, Egermann Marcus
P1971	An in-vitro evaluation into the cement pressurization achieved during insertion two different-size femoral stems	Iida Satoshi, Ohashi Hirotsugu
P1972	Improving the Osteogenic Behavior of Human Mesenchymal Stromal Cells	Ivkovic Alan, Porter Ryan, Evans Chris

LIST OF E-POSTERS

NR.	TITLE	AUTHORS
P1974	A Novel Approach To Improve Impaction Bone Grafting In The Acetabulum	Jones Andrew, Bolland Ben, New Andrew, Oreffo Richard, Dunlop Douglas
P1975	Enhancing the properties of impacted bone graft by coating with collagen and skeletal stem cells	Jones Andrew, Bolland Ben, New Andrew, Foong Tsin, Oreffo Richard, Dunlop Douglas
P1977	Investigation of the Vascular Endothelial Growth Factor in Rabbits during Development of Steroid-Induced Osteonecrosis: A Controlled Experiment	Kabata Tamon, Matsumoto Tadami, Yagishita Shinichi, Wakayama Tomohiko, Iseki Shoichi, Yoshida Hironori, Kajino Yoshitomo, Tomita Katsuro
P1979	The Effects of Tibial Tray Posterior Slope on Knee Kinematics Following Stryker Scorpio Cruciate Retaining Navigated Total Knee Replacements in Cadaver Specimens	Karim Amer, Stoddard James, Bull Anthony, Kessler Oliver, Thomas Neil, Amis Andrew
P1980	The VEGF and BMP relationship: Bone healing and metastases	Keramaris Nikolaos, Papathanassopoulos Argiris, Kostakos Athanassios, Georgopoulos Sotirios, Pneumaticos Spiros, Giannoudis Peter, Bastounis Elias
P1981	A tissue engineering approach utilising fat pad derived stem cells for the repair of soft tissue defects	Khan Wasim, Malik Atif, Anand Sanjay, Johnson David, Andrew John, Hardingham Timothy
P1982	Vancomycin impregnated bone grafts in a rabbit osteomyelitis model	Kocsis György, Zahar Akos, Lengyel Bela, Puskas Gabor, Laki Monika, Hajdu Mária, Antal István
P1983	A mechanical model of the knee to demonstrate the intraarticular scenario of motion	Krakovits Gabor, Megyesi Zoltan, Renner Gabor, Andronyi Kristof, Csizmadia Bela
P1984	Advancement of the greater trochanter influence to the function of the gluteus medius muscle	Krueger Andreas, Katthagen Jan Christoph, Tannast Moritz, Kohl Sandro, Dudda Marcel, Siebenrock Klaus, Beck Martin
P1987	Improvement of liophylized bone allografts by mesenchymal stem cells	Lacza Zsombor, Weszl Miklós, Cselenyák Attila, Skaliczki Gábor, Forster-Horváth Csaba, Szendrői Miklós
P1988	Preliminary application of a Composite silk scaffoldfor Anterior cruciate ligament reconstruction of the Knee: In vitro & in vivo experiment	Lee Hwa Sung, Kwon Soon Yong, Woo Young Kyun, Seo Young Kwon, Park Jung Keug, Park Yong Soon, Song Kye Yong
P1990	How does Insulin protect the Critically Ill as an Anti Inflammatory Agent?	Lui Darren, Condron Claire, Bouchier Hayes David
P1991	Mechanical Testing of AO Washers and Spherical Washers	Lwin Michael, Oram Colin
P1993	Biological effect of ex vivo gene transfer of bone morphogenetic protein 12 after tendo rupture	Majewski Martin, Evans Chris
P1994	Reducing femoral interference-screw divergence in ACL reconstruction: Mathematical and cadaveric study	Marmotti Antonio, Castoldi Filippo, Rossi Roberto, Biondi Andrea, Trucchi Fabrizio, Collo Gianluca, Assom Marco, Bonasia Davide, Bignardi Cristina
P1995	Experimental surgery for the resurfacing of hyaline cartilage	Marras Francesco, Pisanu Francesco, Manunta Andrea, Tranquilli Leali Paolo



Selected candidate for the Jacques Duparc Award

LIST OF E-POSTERS

NR.	TITLE	AUTHORS
P1996	Biomechanical analysis of articular cartilage after treatment with embryonic stem cells	Marras Francesco, Pisanu Francesco, Manunta Andrea, Tranquilli Leali Paolo
P1997	The effect of the proinflammatory cytokine TNF- γ on human joint capsule myofibroblasts	Mattyasovszky Stefan, Hofmann Alexander, Ritz Ulrike, Ackermann Angelika, Wollstaedter Jochen, Bruening Christian, Brochhausen Christoph, Mueller Lars, Rommens Pol
P1998	Nicotine addiction among orthopaedic surgeons in greece	Matzaroglou Charalampos, Papadopoulos Evangelos, Assimakopoulos Kostantinos, Trousas Dimitrios, Mylonas Spyros, Megas Panayiotis, Saridis Alkis, Dimakopoulos Panayiotis, Giannikas Dimitrios
P1999	Intraneural OX7-saporin for neuromas-in-continuity. A pilot study in rats	Mavrogenis Andreas, Pavlakis Kitty, Stamatoukou Anna, Theoharis Stamatis, Papagelopoulos Panayiotis, Zoubos Aristidis, Zhang Zijie, Soucacos Panayiotis
P2000	Chondrogenic differentiation of human mesenchymal stem cells in a scaffold-free high-density diffusion-culture	Schiergens Tobias, Mayer Susanne, Sievers Birte, Büttner Andreas, Mayer Wolfgang, Jansson Volkmar, Schieker Matthias, Müller Peter
P2003	 Octacalcium phosphate could be an ideal artificial bone graft substitute by regulating its hydrolysis reaction	Miyatake Naohisa, Kishimoto Koshi, Imaizumi Hideki, Itoi Eiji, Suzuki Osamu
P2004	Drapes don't protect the patient – Experimental study of the effect of surgical drapes on the heat generated by polymethylmethacrylate cement	Neil Martyn, Neil Stephanie
P2006	Evaluation of Measurement Precision for Articular Cartilage Ultrasound Speed by Time of Flight Method	Ohashi Satoru, Ohnishi Isao, Matsumoto Takuya, Bessho Masahiko, Matsuyama Juntaro, Tobita Kenji, Kaneko Masako, Nakamura Kozo
P2007	Transglutaminases expression in mice tendons and humans supraspinatus tendon ruptures	Oliva Francesco, Celi Monica, Maffulli Nicola, Tarantino Umberto
P2009	Bone marrow-derived mesenchymal stem cells transplantation in meniscal avascular zone lesions in rabbit animal model: A new hope for the meniscal tears	Özkan Hüseyin, Bilgic Serkan, Ozcan Ayhan, Ural Ali, Oztas Emin, Kurklu Mustafa, Komurcu Mahmut, Tunay Servet, Basbozkurt Mustafa
P2011	Biomechanical evaluation of an acetabular cemented modular cup for fracture hip endoprosthesis in the elderly	Paech Andreas, Wind Susanne, Brahm Matthias, Heinrichs Gerhard, Schulz Arndt, Wilde Erik
P2012	Serum chrome levels sampled with steel needle vs. IV cannula. Does method matter?	Penny Jeannette, Overgaard Soren
P2013	Tendon regeneration using cell seeded scaffolds in a rat model	Pietschmann Matthias, Frankewycz Borys, Docheva Denitsa, Jansson Volkmar, Schieker Matthias, Müller Peter
P2015	Mechanical and biological properties of antiblastic loaded bone cement	Rosa Michele, Maccauro Giulio, Lo Vano Danilo, Muratori Francesco, Piconi Corrado, Alesci Massimiliano

LIST OF E-POSTERS

NR.	TITLE	AUTHORS
P2016	The clinical anatomy of the coracoid process and its attachments – a Cadaveric study	Roslee Charline, Monda Maureen, Tavakkolizadeh Adel, Corbett Steve, Sinha Joydeep
P2017	Should we change the practice when performing cement-in-cement hip arthroplasty revisions?	Roudol Gregory, Gamie Zakareya, Polyzois Ioannis, Manidakis Nikolaos, Graham Simon, Wilcox Ruth, Tsiridis Eleftherios
P2018	How does the meniscus heal in the avascular zone? An analysis of the gene expression of five growth factors in the healing meniscus of rabbits	Ruiz-Iban Miguel, Comellas Melero Nerea, Díaz Heredia Jorge, Del Cura Varas Maria, Jimenez Daniel, Cebreiro Martinez Del Val Ignacio, González Lizán Fausto, Moros Marcos Santos
P2019	Clinical assessment of joint position: How accurate is 'eye-balling'?	Saedon Mhm, Howcroft Dwj, Mereddy Pkr, Harrison Jwk
P2020	Expression profile of BMPS in the femoral head of patients with AVN	Samara Stavroula, Dailiana Zoe, Chassanidis Christos, Koromila Theodora, Papatheodorou Loukia, Malizos Konstantinos, Kollia Panagoula
P2021	Predictive role of cytokine gene polymorphisms for the development of osteonecrosis	Samara Stavroula, Dailiana Zoe, Chassanidis Christos, Dimitroulias Apostolos, Koromila Theodora, Kollia Panagoula, Malizos Konstantinos
P2022	Impact of cementing technique on cement mantle quality in hip resurfacing. An in vivo CT scan based analysis	Scheerlinck Thierry, Delpont Hendik, Kiewitt Thomas
P2023	BMP-7 loaded microspheres as a new delivery system for the cultivation of human chondrocytes: Results from the nude mouse model	Schmidt-Rohlfing Bernhard, Hofman Martijn, Gavenis Karsten
P2026	Saw cuts in unicompartmental knee arthroplasty: An analysis of Sawbone preparations during Instructional courses	Seeger Jörn, Aldinger Peter, Bitsch Rudi, Bruckner Tom, Jakubowitz Eike, Clarius Michael
P2027	The relevance of scaling in clinical gait analysis	Senden Rachel, Grimm Bernd, Meijer Kenneth, Heyligers Ide
P2028	Effects of Risedronate, Alendronate, and Raloksifene on Fracture Healing in Rats	Sener Ertugrul, Ozden Raif, Ozturk Akif, Gonul Ipek, Esen Erdinc
P2030	A pre-clinical assessment of a new modular neck device	Simpson David, Price Andrew, Murray David, Gill Harinderjit
P2031	Elevated Proximal Tibial Strains Following Partial Knee Replacement – A Possible Cause of Pain	Simpson David, Price Andrew, Doll Helen, Murray David, Gill Harinderjit
P2032	Enhanced bone healing using a novel protein coated allograft in an animal model. Preliminary results	Skaliczki Gábor, Weszl Miklós, Cselenyák Attila, Forster-Horváth Csaba, Major Tibor, Schandl Károly, Szendrői Miklós, Redl Heinz, Lacza Zsombor
P2033	Primary stability of tibial components in TKA – comparison of two cement techniques in vitro	Skwara Adrian, Figiel Jens, Knott Thorsten, Paletta Jürgen, Fuchs-Winkelmann Susanne, Tibesku Carsten



Selected candidate for the Jacques Duparc Award

LIST OF E-POSTERS

NR.	TITLE	AUTHORS
P2034	Accuracy and Reliability of Measuring Acetabular Component Orientation Using 2D-3D Matching	Stoppacher Simon, Tannast Moritz, Zheng Guoyan, Zhang Xuan, Kowal Jens, Anderson Suzanne, Siebenrock Klaus, Murphy Stephen
P2035	Pathological findings and MR images of the medial femoral condyle in patients with knee osteoarthritis	Sugita Takehiko, Takahashi Atsushi, Ohnuma Masahiro, Yamada Norikazu, Aizawa Toshimi
P2036	 Magnetic resonance imaging of proximal femur predicts the marrow cellularity and the numbers of mesenchymal stem cells	Suh Kuen Tak, Ahn Jae Min, Lee Jung Sub, Lee In Suk, Jung Jin Sub
P2037	Different techniques of induction of bone growth and repair by using beta-tricalcium phosphate matrix, ex vivo cells and multipotent femoral canal cells in rats	Suutre Siim, Toom Alar, Haviko Tiit, Märtson Aare, Arend Andres
P2038	Modular orthopedic implant based on intelligent materials	Tarnita Daniela, Tarnita Danut Nicolae, Bizdoaca Nicu, Grecu Dan Cristian, Popa Dragos, Tarnita Roxana Maria
P2039	Defining the strain characteristics of implanted femoral implants of different materials using the technique of Digital Imaging Correlation.	Tayton Edward, Evans Sam
P2041	The influence of platelet rich plasma on angiogenesis during the early phase of tendon healing	Lyras Dimitris, Kazakos Konstantinos, Tryfonidis Marios, Veretas Dionysios, Botaitis Sotirios, Agrogiannis George, Tilkeridis Costas, Patsouris Efstratios
P2042	The role of atorvastatin in osteoarthritis: An in vitro and in vivo study	Tsezou Aspasia, Simopoulou Theodora, Poultsides Lazaros, Kostopoulou Foteini, Malizos Konstantinos
P2043	SCFE analyzer – computer-assisted planning the osteotomy of the proximal femur	Tyrakowski Marcin, Czubak Jaroslaw, Drwiega Malgorzata, Niewiadomska Agnieszka, Drapikowski Pawel
P2045	Segmentary temporary instrumentation – experimental study	Ursu Traian, Nedelea Georgiana, Logeanu Mihai
P2046	ACL fibroblast proliferation and biosynthesis are attenuated by high fibrin concentrations	Vavken Patrick, Joshi Shilpa, Murray Martha
P2047	Decellularized anterior cruciate ligament as a biomaterial for tissue engineering	Vavken Patrick, Joshi Shilpa, Murray Martha
P2048	Management of Confounding in Controlled Orthopaedic Trials: A Cross-sectional Study	Vavken Patrick, Culen Georg, Dorotka Ronald
P2049	Reporting of confidence intervals to avoid clinically false positive results in orthopaedic research	Vavken Patrick, Dorotka Ronald
P2050	Potential biomarkers in the early diagnosis of aseptic loosening of cementless hip implants	Vermes Csaba, Jacobs Joshua, Glant Tibor, Bellyei Arpad, Illés Tamás
P2051	Culture chondrocyt in PCL scaffolds using rabbit as an experimental model	Vilà Gemma, Martínez Santos, Monllau Joan Carles, Garcia Natàlia, Cáceres Palou Enric

LIST OF E-POSTERS

NR.	TITLE	AUTHORS
P2052	Biomechanical evaluation of a cemented vs. non-augmented gamma-nail screw in the osteoporotic model of the femoral head	Wilde Erik, Paech Andreas, Schuemann Uwe, Seide Klaus, Schulz Arndt
P2054	One stage osteochondral repair with cartilage fragments in a HA/fibrin scaffold: In vitro and in vivo animal model	Marmotti Antonio, Castoldi Filippo, Rossi Roberto, Bruzzone Matteo, Maiello Alessio, Parisi Simone, Tarone Guido, Peirone Bruno, Mauthe Degerfeld Mitzy



Selected candidate for the Jacques Duparc Award

INDEX OF AUTHORS

NAME	PAGE
A	
Ababneh Mahmoud	235
Abad Jose	48, 71
Abat Ferran	66
Abbasian Mohammad Reza	229, 236
Abdolvahab Farshid	42
Abdulkarim Ali	269, 300
Abe Emuri	94
Abellán Juan	307
Abermann Elisabeth	98
Abramo Antonio	295
Abramo Tony	54
Abramovic Dusan	307
Abrassart Sophie	107, 269, 323
Abudu Adesegun	33, 58, 145
Acaroglu Emre	70
Acaroglu Rifat	130
Acharya Ashok	60, 269, 295
Acharya Mehool	135
Achimuthu Raja	131
Ackroyd Christopher	152
Adam Philippe	109, 236
Adesina Temitope	257
Aebi Max	61, 89, 93, 148
Afendras Gerasimos	54, 108
Aghayev Emin	61, 89, 93, 148, 236, 283
Agneskirchner D.	138
Agrawal Yuvraj	39, 54, 71, 225, 300
Agren Per-Henrik	118
Aguilera Laura	55
Ahluwalia Raju	59
Ahmed Naveed	76
Ahmed Omer	125
Ahuja Sashin	131
Aigner Nicolas	146, 148
Aigner Reingard	121, 144
Aizawa Toshimi	283

NAME	PAGE
Akalan Nejat	130
Akdeniz Huseyin	121
Akesson Kristina	59, 102, 110, 113, 114
Akimau Pavel	319
Aksahin Ertugrul	50, 91, 148, 307
Aktuglu Kemal	100, 113
Akula Maheswara	75
Al-Ali Samy	148
Al-Arabi Yassir	43
Al-Khateeb Hesham	288
Al-Modaris Firas	135
Al-Mouazzen Louay	269
Alanay Ahmet	43, 47, 130
Alaseirlis Dimosthenis	229
Alastair Konarski	100
Albayrak Akif	121
Aldinger Günther	86
Aldinger Peter	35, 86, 257
Aldiyami Ehab	300
Aleotti Stefano	94
Alexa Ioana Dana	321
Alexandropoulos Panagiotis	126
Alexa Ovidiu	269
Alexiev Venelin	307
Al Hussainy Haydar	61, 236
Ali Chadi	106
Ali Zubier	106
Alkhallaf S.	94
Allom Richard	29
Almazedri Bahir	269, 323
Almqvist Fredrik	39, 40, 56, 119, 128
Alnaib Mustafa	225, 236, 257, 269
Alsey Karl	225, 269
Alshryda Sattar	142
Alt Volker	107, 122
Alvarez-Gonzalez Jorge	269
Alvarez Fernando	102
Alvarez J.	94

NAME	PAGE
Alvarez Jordi	66
Alves Jorge	150, 283, 300, 308
Alvi Farhan	323
Ambrosio Luigi	46
Ameer Nasir	321
Amirfeyz Rouin	99
Amling Michael	31
Anagnostakos Konstantinos	38, 94, 129, 317
Anand Bobby	288
Anbar Ashraf	89, 99, 146
Anderl Werner	38
Andersen Niels	67
Anders Sven	69
Andonov Yordan	270
Ando Tomonari	236
Andrade Anthony	136
Angel David	121
Angelini Andrea	41
Angoules Antonios	40
Anil Kumar Panamoottil	68, 236
Anjarwalla Naffis	61
Annaratone Giovanni	236
Anta Díaz B.	238
Anticevic Darko	308
Antolic Vane	81, 113
Antoniu John	67
Anwar Hanny	283
Aparicio-García Pilar	55
Appell Hans-Joachim	52
Aquilina Reggie	51
Arbuthnot James	229, 257, 258
Arlettaz Yvan	236, 270
Armenter Duran Júlia	149
Arnez Zoran	48
Arsovski Oliver	126
Arya Anand	29
Asaftei Razvan	47
Ascherl Rudolf	45, 49, 236
Ashford Rob	140

INDEX OF AUTHORS

NAME	PAGE	NAME	PAGE	NAME	PAGE
Aspelund Thor	110, 111	Bail Hermann	74, 80, 93	Basdekis Georgios	39
Aspenberg Per	52	Bains Joe	147	Bass Alfie	66, 149
Assal Mathieu	46, 52, 81	Bajada Stefan	100	Bastounis Elias	107, 111
Assom Marco	71	Bajwa Ali	101, 136	Bateman Belinda	149
Aston William	33	Baker Paul	141, 225, 237	Bates Maureen	125
Atalar Atacan	49	Baker Richard	70	Batista Nuno	284
Athanasou Nick	110	Balacó Inês	33	Batra Sunil	48, 50, 54, 225, 270
Athanassacopoulos Michael	283	Balain Birender	113	Battiston Bruno	48
Atkinson Christine	98	Balakatounis Konstantinos	40	Bauer Joscha	317
Attar Fahad	295, 300	Balakashnan Sai Krishna	300	Baumgartner Markus	77
Atwal Navraj	145	Balasubramanian Ganapathy		Bayliss Lee	40
Audigé Laurent	43, 121	Gounder	237	Bayrakci Kenan	131, 146
Auersperg Vinzenz	47	Baldini Andrea	116, 258	Bayrakci Tunay Volga	321
Augat Peter	123	Baldini Nicola	37, 225	Beard David	65, 68, 152
Avramidis Miltiadis	258	Bale Reto	84	Beaton Dorcas	59
Awolunate Olugbenga	54	Balioglu Mehmet		Beaufils Philippe	57
Aydin Adem	323		284, 289, 308, 314	Becher Christoph	35, 60, 82, 258
Aydogdu Semih	308	Baltov Asen	75, 270	Bechtold Joan	137
Ayers David	236	Banaszkiewicz Paul	61	Becirbegovic Semin	143
Aylott Casper	65	Bandel Tiemo	126, 127	Becker Lars	289
Ayvaz Mehmet	70, 130	Banks Scott	64	Becker Stephan	94, 287
Azam Amir	288	Bannister Gordon	99, 145	Beckmann Johannes	69
Azevedo Hermengarda	308	Bansal Mohit	33, 54, 237, 258, 308	Beckmann Oliver	323
Aziz Amer	270	Bányai Tamás	229	Beck Martin	76
Azizbaig Mohajer Mohammad	236	Barbieru Bogdan	47	Beekman Pieter	53
		Barbu Dan	270	Bégué Thierry	49, 124, 130, 134
		Bardakos Nikolaos	152	Behrens Bernd	237
		Bárdos Tamás	230	Bekler Halil	105
		Barea Christophe	85	Bellemans Johan	40, 67, 81
		Barlov Stanko	308	Bellotti Vittorio	237, 308
		Barnes Jammy	65	Beltrami Giovanni	42, 141
		Barnes Keith	30	Beltsios Michail	126, 270, 295
		Barnett Andrew	65	Benedetto Karl	107, 125
		Bartels Ward	67, 81	Benedi Jose	300
		Barthomelow	61	Benesch Thomas	120, 148
		Bartl Christoph	29, 38	Ben Lassoued Anis	314
		Bartlett William	48, 49	Bennett Damien	60
		Bartl Reiner	38, 321	Benson Richard	28, 289
		Bartolozzi Pietro	77, 94, 128	Bentahar Tayeb	131
		Barz Thomas	99	Bérard Jérôme	149

B

Babis George	31, 120, 126, 236
Babst Reto	47
Bacakova Lucie	106
Bach Christian	84, 99, 124, 283
Backstein David	92, 134, 146
Badekas Thanos	101
Bader Rainer	145
Badet Roger	46
Badge Ravi	288
Badila Adrian	270
Baebler Bostjan	314
Bagga Tajesh	126
Baikousis Andreas	77

INDEX OF AUTHORS

NAME	PAGE
Berbig Roger	56
Berea Grigore	47
Berger Christian	110, 144, 145, 237
Bergeron Stephane	67, 237
Berger Walter	33
Berghs Bart	29, 53, 270, 289
Bergin Diane	124
Bergqvist David	117
Bergstrom Ulrica	59
Berlin Gösta	52
Bernáldez María José	300
Bernard Jason	140
Bertagnoli Rudolf	68
Berton Charles	237
Besjakov Jack	59
Beslikas Theodoros	28, 308
Besse Jean-Luc	30, 52
Bessho Masahiko	319
Betti Emanuele	270
Beverina Ivo	225
Beverland David	55, 60, 127
Bevoni Roberto	300
Beyzadeoglu Tahsin	105
Bhabra Gevdeep	109
Bhagat Shaishav	33, 54
Bhagawati Dimpu	324
Bhalla Amit	106
Bhandari Mohit	47, 59, 121
Bhandari Rakesh	73
Bhattacharyya Mayukh	52, 71, 77, 230, 237, 284, 301, 317
Bhatt Hinesh	258
Bianchi Giuseppe	314
Bianchi Stefano	101
Biberthaler Peter	34
Bicanic Goran	237
Bicimoglu Ali	50, 91, 148
Bidwai Amit	270
Biechteler Andrea	85
Biedermann Rainer	98

NAME	PAGE
Bignozzi Simone	39, 258
Bilecen Deniz	69
Bilsel Kerem	49
Bini Walter	36
Birger Engesaeter Lars	122
Birkfellner Franz	84
Bisbinas Ilias	28, 289
Björholt Ingela	126
Blattert Thomas	93, 284
Bloem Rolf	121
Blom Ashley	44, 106, 145
Blonna Davide	71, 129
Blunn Gordon	137, 145
Board Timmothy	86
Bobak Peter	237, 270
Bock Peter	69
Bocquet Donatien	237
Bod Peter	317
Boehrens Sintje	112
Boeri Cyril	152
Boer Ronald	317
Boesenach Bart	109
Boettner Friedrich	76
Bogehoj Morten	106
Boger Andreas	134, 145
Bogoch Earl	86
Bogosi Tibor	270
Böhler Nikolaus	60, 98, 104
Bohnsack Michael	40
Boisrenoult Philippe	57, 225, 230
Boldt Jens	86, 237, 258
Bole Velimir	61
Bollinger Maja	30
Bollini Gerard	88
Bolton-Maggs Ben	54, 289
Bonasia Davide	71
Bongiovanni Santiago	38, 289
Bonk Andreas	150
Bontemps Gustav	258
Borens Olivier	52, 58, 122

NAME	PAGE
Boriani Stefano	125
Borisch Nicola	31
Borris Lars	79, 117, 127
Bösch Peter	77
Bosco Giovanni	295
Boshnakov Diko	270
Bosiljkov Tomislav	56
Bos Janneke	147
Bosson Dominique	145
Bostan Bora	53
Botez Paul	47, 237, 258, 270
Bouchard Antoine	57
Bouché Richard	69
Bouchier Hayes David	55
Bourke Henry	225
Bourne Robert	73
Boursinos Loukas	284
Bowditch Mark	59
Bowey Andrew	301
Boyer Patrick	238
Bradley Helen	71
Bragdon Charles	37, 110, 238
Brandenberger Daniel	238
Brando Antonio	71
Brdar Radivoj	308
Breakwell Lee	145
Brecelj Janez	61
Breckon Anke	109, 110
Breer Stefan	31
Brenner Matthias	30, 238
Brewster Mark	238, 301
Briggs Karen	39, 56
Briggs Timothy	33, 40
Brin Yaron	100, 258
Brison Nathalie	324
Brockett Claire	109, 110
Brockmeyer Matthias	121
Broderick Abigail	100
Brodie Alex	83
Brook Charis	135

INDEX OF AUTHORS

NAME	PAGE	NAME	PAGE	NAME	PAGE
Brookes-Fazakerley Steven	98, 308	Byrne Gregory	72	Carrasco Martinez Luis	230, 231
Brooks Adam	107			Carrera-Calderer Lluís	65
Brooks Richard	238	C		Carrier Mathieu	144
Broos Paul	67, 81	Cabral Rui	30	Cartwright Laura	109
Brown Richard	29	Cabrira Henrique	230, 238	Caruso Luigi	94
Bruce Colin	99	Cáceres Palou Enric	47, 59, 90, 93, 125, 147	Casavecchia Mauro	28
Bruckner Tom	35			Case Patrick	109
Bruni Danilo	39, 82, 152	Cadossi Matteo	30	Cassiano Neves Manuel	72, 104
Brunner Alexander	47	Cadossi R.	118	Castellani Lorenzo	145
Brunner Reinald	122, 142	Caglar Omur	70	Castelli C.	78
Bruno Antonio	94	Cairns David	59	Castelli Fabio	107
Brunschweiler Benoit	31	Caki Halit	238	Castoldi Filippo	71, 127, 129
Bryson David	100, 141	Calabrò Teresa	41	Castro-Ruiz Jesus	308
Buchanan James	238	Calder James	28	Castro Jesus	301
Buchhorn Tomas	77	Callary Stuart	31, 125	Catagni Maurizio	271
Büchler Lorenz	301	Calthorpe Denis	83	Catani F.	78
Bucknill Andrew	70, 75, 106, 238	Calvo Alberto	301	Catonné Yves	60, 73, 151, 301
Buda Roberto	124, 271, 301	Camarda Lawrence	230	Cautiero Fabio	49, 50, 150
Bühren Volker	93	Caminear David	69	Cavallo Marco	30
Bulbul Murat	238, 308, 314	Campanacci Domenico	42, 141	Cebreiro Martinez	
Bulgheroni Paolo	56	Campi Fabrizio	47	Del Val Ignacio	57
Bull Anthony	78, 119, 124	Campton Luke	70, 238, 258	Ceccarelli Francesco	118
Bulstra Sjoerd	148	Canales Vicente	314	Celaya Fernando	260
Buly Robert	145, 151	Canata Gian Luigi	39, 230	Celebi Levent	50, 91, 148
Bunn Jonathan	148, 152, 238, 258	Canata J.L.	138	Celebi Mehmet	131, 146
Buratti Carlo	238	Canero Gianfranco	36	Celli Andrea	138
Burghardt Rolf	90	Cannon Stephen	33, 134, 145, 150	Ceroni Dimitri	149
Burke Dennis	37, 136	Canosa Jordi	289	Cervieri André	31
Burke Derek	150	Capanna Rodolfo	32, 41, 42, 58, 141	Ceyhan Erman	131, 146
Burke Sarah	124			Chakrabarti Indranil	55, 135
Burkhart Klaus	55, 130, 308	Capitani Dario	107	Chakravarthy Jagannath	71
Burston Ben	301	Caprini Joseph	128	Chakraverty Raja	67
Burton David	150	Carata Eugen	47	Chambat Pierre	138
Busch Constant	73	Carbone Tania	125	Chana Rishi	110, 319
Buschmann Christian	284	Carlile Graeme	271	Chandran Prakash	77
Butler Joseph	111, 137, 324	Carlino William	135	Charalambos	48, 50, 108
Buttaro Martin	136	Carlsson Ake	113	Charrois Olivier	57, 65, 71, 124
Büttner-Janz Karin	68	Carnegie Carol	48, 107, 151	Chassanidis Christos	56, 106, 136
Büttner Andreas	40	Carr Andrew	28, 136, 151	Chaudhry Fouad	106
Butt Usman	54, 230	Carrascal Maria	105	Chaudhry Mubeen	273

INDEX OF AUTHORS

NAME	PAGE
Chauveaux Dominique	87
Chavanne Albert	89
Checucci Giuseppe	289
Cheetham William	90
Cehade Mellick	125
Chelius Philippe	271
Chessa Angelo	301
Chesser Timothy	70
Cheung Graham	111
Chiba Daisuke	239
Chiesa R.	116
Chitnis Neeraj	271
Cho Hong Man	231
Choi Yoowang	60, 147
Chomiak Jiri	148
Chong Mark	225
Chotel Franck	149
Choudhury Muhammed	54, 271
Choufani Elie	81
Chogle Aslam	61
Chouteau Julien	39, 149
Chowdhry Majid	106
Cho Yoon Je	76
Christensen Finn	113
Christie Eva	47, 107, 151
Christoforidis Ioannis	28
Chronopoulos Efstathios	259
Chukwunyerewa Chukwudi	324
Chukwuyerenwa Kingsley	56
Ciapetti Gabriela	37
Cicak Nikola	56, 324
Ciccarelli Michele	49, 50, 150
Cinar Murat	231
Cinotti Gianluca	239, 324
Ciobanu Eugen	152
Clarius Michael	35, 259
Clark Damian	259, 295
Clarke Malcom	71
Clarke Nicolas	72, 88, 99, 104
Claro Rui	108, 225, 289, 295

NAME	PAGE
Clauss Martin	86, 239
Clavert Philippe	82
Clegg John	142
Clemens Andreas	127, 128
Clement Nicholas	225, 289
Clerici Bagozzi Federico	239
Clewer Glenn	84, 113
Clifford John	70, 75
Clifton Rupert	101
Cobb Andrew	67, 119, 120
Cohen Daniel	319
Colaco Henry	231
Colangeli Marco	41
Cole Ashley	61, 145
Colegate-Stone Toby	29, 295
Collo Gianluca	127
Colombet Phillippe	134
Comba Fernando	136, 239
Comellas Melero Nerea	57
Comitini Vincenzo	42, 141
Condron Claire	55
Coniglio Angela	94
Connolly Christopher	135
Connor Mary	31
Conrad Christian	271
Cookson Mark	231
Cool Paul	111
Cooney Alan	289
Copeland Stephen	47, 58
Copuroglu Cem	289
Cordero-Ampuero José	66, 91, 317
Corradini Costantino	111
Correia João	150
Corten Kristoff	67, 81, 239
Corte Real João	239
Costi Kerry	73, 76
Court-Brown Charles	84, 92
Coutinho Nuno	309
Cozzolino Andrea	289
Craig Julie	273

NAME	PAGE
Crapanzano Calogero	111
Craveiro Lopes Nuno	104
Crawford Louise	65, 259, 289
Crespo Ricardo	56
Cresswell Timothy	38
Crevoisier Xavier	46, 69, 81
Cristea Stefan	240, 259, 271, 320
Crone David	271
Cronin Aileen	295
Crook Tim	231
Cruz-Pardos Ana	30, 240
Culen Georg	111
Cumberland Janet	150
Cummins Fionnan	240
Cuomo Pierluigi	42
Currall Verity	321
Cusick Laurence	127, 259
Czamara Andrzej	231
Czubak Jaroslaw	104
Czurda Thomas	301

D	
Dabis Essam	147
Daentzer Dorothea	324
Daglar Bulent	131, 146
Dahl Anette W.	50
Dahl Benny	105
Dahl Ola	117, 127, 141
Daigl-Cattaneo Monica	43
Dailiana Zoe	56, 59, 106, 136, 228
Dalal Sam	129, 135
Dalen Nils	59
Dallari Dante	324
Damborg Frank	77
Daniel Jasper	109, 240
Daniel Moshe	38
Daniilidis Kiriakos	77, 152, 259
Dantonio Enrico	144
Darabos Nikica	231
Dargel Jens	39, 52

INDEX OF AUTHORS

NAME	PAGE	NAME	PAGE	NAME	PAGE
Dasari Kumar	284, 301	Delgado-Martinez Alberto	105, 324	Dhawan Rohit	137, 324
Datz Jean-Christophe	35	Delgado Pedro	48, 71, 272	Dheerendra Sujay	99
Daugaard Henrik	137	Delgado Ramirez		Dhinsa Baljinder	225
David Michael	259	Jorge Alexander	272	Dhukaram Vivekanandan	302
Davidson David	83	Delialioglu Onder	131, 146, 309	Diamantopoulos Alexander	126
Davidson Jerome	100, 284	Della Rocca Carlo	118	Dias David	141
Davies Benjamin	100, 271	Delloye Christian	32	Dias Joseph	108
Davies Danielle	271	Delmi Marino	93, 98, 102, 118, 302	Diaz-Ferreiro Eugenio	65, 302
Davies Hywel	53	Demange Marco	259	Díaz Heredia Jorge	57, 325
Davies John	271	Dematas Marcus	130	Di Caprio Francesco	124
Davies Mark	101	Demir Bilal	295, 317	Dickson Robert	146
Davies Paul	131	Demirhan Mehmet	49	Di Domenico Lawrence	69
Davuluri Pardhasaradhi	271	Demir Tugcan	28	Diel Peter	93, 98, 284
Dawe Edward	272, 301	De Mulder Kris	79	Dieppe Paul	44
Dawoodi Aryan	35	De Nardo Pasquale	71	Dietz Sven	47
Dawson-Bowling Sebastian	240, 301, 324	Den Teuling Joost	114	Dijkstra Pieter	110
Dayer Romain	301	Denti Matteo	103	Dilaveroglu Bulent	76, 259
Deakin Angela	90, 147	Deo Sunny	43	Diligent Jerome	81
Dean Benjamin	225, 295	De Palma Luigi	324	Di Martino Alessandro	82, 259
Dean Fraser	321	De Paolis Massimiliano	41	Dimas Anastasios	126
De Beer Joe	38	Deprez Patrick	317	Dimeglio Alain	122, 131
De Biase Carlo Felice	28, 290	Deramond Herve	134	Di Monte Alexander	309
De Biase Pietro	141, 225, 240	Derbyshire Brian	37, 86, 240	Dimopoulos Konstantinos	146
Deb Sanjukta	106	Dermon Antonios	129	Dirisamer Florian	231
De Caso Julio	66	Dertavitian Jacob	75	Disilvio Lucy	106
De Coulon Geraldo	309	Dervisoglu Sergulen	33	Dix Stefan	85
Deehan David	60, 64	Desai Aravind	86, 240, 262, 272, 290, 302	Djian Patrick	51, 103
Deep Kamal	147, 259, 324	Descamps Stéphane	37, 87	Docquier Pierre-Louis	32
Defoort Saartje	324	Deschamps Kevin	125	Dodd Christopher	65, 152
Degliute Ramune	309	De Silva Kalum	40	Dodd Matthew	135, 231
Déjour David	64, 74	De Smet Koen	116, 119, 120	Dodds Michael	113
De Kam Daniël	136, 240	De Steiger Richard	75, 106, 135	Dodwell Hannah	259
De Lavigne Christophe	93	Desteli Engin	142	Doets Hendrik Cornelis	98
Del Cura Varas Maria	57	Deszczynski Jaroslaw	71	Doets Kees	135
Del Din Rainero	129	Dettoni Federico	127, 259	Dolinar Drago	94, 240
Delepine M.	94	Devane Peter	99	Doll Helen	65
Delepine Nicole	94, 314	Devitt Brian	137, 148	Domanja Stefan	61
Deleu Paul Andre	125	De Vries Jaap	98	Domaraczki Olivér	66
Delfosse Daniel	140	De Wilde Lieven	53	Domínguez Miguel	240
				Dominici Massimo	109

INDEX OF AUTHORS

NAME	PAGE
Dominkus Martin	33, 41, 42, 150
Domos Gyula	325
Domos Peter	260
Donaldson David	65
Donati Davide	32, 41, 58, 314
Donato Giuseppe	71
Donell Simon	46, 107
Dora Claudio	114
Doran Peter	35, 111, 137
Doria Carlo	284, 325
Dornacher Daniel	142
Dorn Ulrich	76
Dorotka Ronald	56, 81, 111, 112
Douglas David	145
Dousa Pavel	34
Dovris Dimitrios	125, 130
Doyle Christina	42
Doyle Timothy	135
Draghi L.	116
Drakoulakis Emmanouel	40
Drakoulakis Manolis	85, 125
Dreinhöfer Karsten	74, 102, 147
Drerup Burkhard	42, 52, 302
Drobnic Matej	113
Drosos George	84
Drosos Georgios	260
Drummer Nicole	325
Dua Rita	83
Dubrana Frédéric	87
Ducic Sinisa	309
Duda Georg	28
Dufrane D.	32
Duijnisveld Bouke	28
Dunai Ferenc	81
Dungl Pavel	106, 148
Dupuy Francois-Régis	240
Durante Ernesto	151
Duranthon Louis-Denis	46
Durve Kaustubh	83
Dutta Amitava	260

NAME	PAGE
Dwyer Amitabh	290
Dybvik Eva	33
Dzemiantsov Andrei	112

E

Eardley Will	70, 101, 141, 225, 272
Eastwood Deborah	69, 105
Eberl Robert	91, 309
Ebnetter Lukas	325
Edmonds Michael	125
Edmondson Mark	272, 295
Edwards Bradley	28, 54
Edwards Max	110, 284, 325
Efstathopoulos Nikolaos	325
Egan Ciara	225, 240
Egermann Marcus	240
Egmond Nienke	136
Ehlinger Matthieu	240
Eicher Alexander	107
Eichhorn Stefan	29
Ekeledo Adanma	37
Ekici Isin	105
El-Husseiny Moataz	72, 231, 272
El-Sayed Ahmed Mounir	272
El-Zebdeh Mustafa	33
Eldridge Jonathan	65
Elena Losina	82
Ellanti Prasad	225, 272
Elmengaard Brian	137
Elsaka Ahmed	240
El Shazly Mohi	83
Eltsev Uri	95
Emery David	113
Emery Roger	108, 124
Emmeluth Claus	106
Emre Tuluhan	231
Engbretsen Lars	103
Engel Alfred	54, 57, 65, 84, 110, 145
Engesaeter Lars Birger	112

NAME	PAGE
Ennis Owain	84, 113
Enocson Anders	59
Enomoto Hiroshi	142
Entlicher Gustav	325
Epeldegui Tomas	90, 122
Erceltik Ozgun	76
Erdem Mehmet	53
Erhardt Johannes	50
Eriksson Bengt	79, 126, 127, 128
Ernis Mehmet	76
Ertel Wolfgang	85
Esen Erdinc	28
Eskin Deniz	320
Espehaug Birgitte	83, 112
Espí Francisco	302
Espinosa Norman	98
Espreguerua Mendes Joao	103
Essig Jerome	117, 128
Esteban Jaime	66
Eudier Antoine	260
Evangelopoulos Dimitrios	126, 272
Evangelou Evangelos	302
Evans Howard	109
Evans Sam	35
Ewerbeck	115
Eyb Richard	83, 84, 141, 145
Eygendaal Denise	82

F

Fabris Monterumici Daniele	89
Fadel Mohamed	84, 272
Faisal Mohammed	68
Faldini Cesare	284
Falls Keith	135
Farndon Mark	260
Farook Mohamed	240, 272, 317, 321
Farron Alain	108, 129
Faundez Antonio	93
Favard Luc	108, 124

INDEX OF AUTHORS

NAME	PAGE
Fazioli Flavio	314
Fechner Alexander	40, 129
Fehm Michael	136
Fellinger Erich	126
Fencel Jaroslav	106
Fender David	83
Fenstad Anne Marie	112
Ferlic Peter	241
Fernandes Sofia	290
Fernandez-Fernandez Ricardo	260
Fernández Carreira José Manuel	260
Fern Darren	136, 151
Feron Jean-Marc	320
Ferran Nicholas	226, 325
Ferreira Nuno	150
Fessy Michel-Henri	39, 149
Fialka Christian	150
Fibbe Willem	28
Fick Dan	44
Figueras Coll Guillem	284
Filan Peter	53
Filippini P.	241
Filis Konstantinos	107
Findlay David	73
Fink Christian	35, 51, 119, 137
Firica Andrei	241
Fischer Andreas	76
Fischer Frank	152
Fischler Stefan	84
Fisher Brenton	109
Fisher John	38, 42, 109, 110, 120
Fisher Noel	106
Fitzpatrick David	72
Fitz Wolfgang	82, 260
Flannery Olivia	48
Fleischer Jörg	290
Fletcher John	41
Flivik Gunnar	72, 73
Floerkemeier Thilo	241, 309
Flouzat Charles	64, 83

NAME	PAGE
Flowers Mark	150
Floyd Andrew	100
Fogerty Simon	61, 272
Fontaine Christian	31
Fordell Merja	51
Ford Rachel	59
Forriol Francisco	29
Forshaw Weyma	90
Forster Fiona	126
Forsyth Ramses	57
Fortis Athanasios	126
Fossa Sophie Dorothea	33
Fountain James	108
Fox Rebecca	70
Fraga Ferreira José	272
Fraitzl Christian	145
Francis Randhir	99, 321
Franke Jörg	68, 83
Frantal Sofie	77
Fraschke Anina	126
Freiberg Andrew	37
Freilinger Wolfgang	128
Freund Norbert	66, 90
Friedl Gerald	121, 144
Friedl Wilhelm	77, 150, 241, 272, 295
Friedman Richard	128
Friedrich Martin	147
Friesecke Christian	241
Friesem Tai	68, 89
Frischhut Bernhard	105
Frischhut Stefan	121
Fritsche Andreas	145
Fritschy Daniel	103
Froberg Lonnie	113
Frostick Simon	41, 79, 117
Fruehwald-Pallamar Julia	284
Fuchs-Winkelmann Susanne	35, 60, 82
Fuentes Adela	48, 71

NAME	PAGE
Fuentes Diaz Alfonso	295
Fujii Hiroshi	85
Fullem Brian	69
Funovics Philipp	33, 41, 42
Furlong Andrew	135
Furnes Ove	33, 83, 112
Futai Kazuma	60

G	
Gabrion Antoine	31
Gaffey Andrew	142
Gajjar Shreyash	99
Galanakos Spyridon	272
Galasso Olimpio	71
Gallacher Peter	226, 296
Galli Louis	69
Gallo Jiri	94
Galois Laurent	81
Gal Petr	105
Gamie Zakareya	106, 121, 137
Ganapathi Muthu	67, 144
Ganesan Senthil Kumar	142, 309
Gangadharan Rajkumar	64
Ganger Rudolf	65, 99
Gangoo Shafaat	241
Ganz Rheinhold	76
Gao Guo Xun	309
Gara Jim	56
Garavaglia Guido	85
Garcia-Cimbrelo Eduardo	30, 66
Garcia-Rey Eduardo	30, 241
García Araceli	90
Garcia Cimbrello Eduardo	64, 69, 75, 85
García Forcada Ignacio Loyola	318
Gardeniers Jean	136
Gardiner Jonathan	43
Gardner Richard	29
Garellick Göran	107, 112
Garg Bhavuk	75, 83, 273, 309

INDEX OF AUTHORS

NAME	PAGE
Garg Neeraj	99
Garnavos Christos	260, 273
Gary Cook	100
Gaskin Julian	101, 226, 241, 309
Gatzoulis Michael	146
Gauci C.	36
Gautier Emanuel	49, 58, 94
Gavaskar Ashok	100, 131, 273, 309
Gavrankapetanovic Ismet	143, 226, 317
Gaweda Krzysztof	260
Gazielly Dominique	28, 43
Geary Nick	102
Gee Matthew	302
Gehr Jonas	150
Gehrke Thorsten	82
Geisler Matthias	71
Geller Jeffrey	136
Gent Michael	126, 127
George Marc	317
Georgiades George	241
Georis Pierre	85, 241, 260, 273
Gerard Romain	87
Gerber Bruno	52
Gerber Popp Ariane	54, 71
Gerdesmeyer Ludger	69, 86
Gergely Istvan	241
Germann Reinhard	120
Germano Margherita	129
Gerostathopoulos Nicolaos	125, 130
Geyer Michael	129, 290
Ghayem Hassankhani Ebrahim	321
Ghazal Louy	54
Ghazavi Mohammad Taghi	241
Ghosh Sabhyasachi	54
Ghosh Subhajit	241, 285, 325
Giacometti Ceroni Roberto	55, 60, 78, 88, 118
Giannakopoulos Andreas	242

NAME	PAGE
Giannini Sandro	29, 30, 64, 124, 242, 302
Giannotti Stefano	232, 302
Giannoudis Peter	58, 61, 70, 75, 84, 88, 105, 107
Gibbons Carl	68
Gibbons Christopher	65
Gibson Michael	83
Gie Graham	106
Giesinger Karlmeinrad	325
Giessauf Christian	296
Gikas Panos	40
Gilbert Tom	105
Gillet Philippe	85
Gill Harinderjit	37, 65, 110, 137
Gill Herichie	68
Gillies Ronald	232, 242, 285, 325
Gill Inder	44
Jimenez Ronda A.	116
Gines Alberto	47
Giordano Giovanni	39, 82
Giourmetakis George	126
Girardo Massimo	94, 285
Girolami Mauro	273
Giudice Gerardo	49
Giunti Armando	37
Giurea Alexander	81, 141
Glaser Christian	52
Glehr Mathias	42, 326
Glynn Aaron	56
Godolias Georgios	40, 129
Gogulescu Adrian	326
Gokaraju Kishan	285
Gold Garry	137
Goldhahn Jörg	43, 121
Goldhahn Sabine	43, 121
Goll Alexandra	71
Gollwitzer Hans	69, 86, 242, 326
Gomes Luiz	31, 242, 321
Gomez-Barrena Enrique	42, 109

NAME	PAGE
Gomez Jesus	260
Gonschorek Oliver	93
Gonzalez Jose Carlos	66
Gonzalez Jose Eduardo	285
González Lizán Fausto	57, 326
González Osuna Aránzazu	66
González Ustes Xavier	303
Goodfellow John	152
Gooding Benjamin	38, 232
Goonewardene Sanchia	242, 273, 320
Goosen Jon	144
Gopal Shiva	75
Gopiseti Sharmila	149
Gordon David	226
Gorin Michel	73
Gösele-Koppenberg Andreas	57
Gosheger Georg	58
Gotfried Yechiel	121
Gottsauer-Wolf Florian	106
Gough Anthony	273
Gougoulas Nikolaos	146
Gouran Savadkoohi Dariush	84, 314, 326
Grabmeier Georg	54, 84, 110, 145
Gradinger Reiner	86
Gratl Georg	55
Graf Reinhard	76, 95
Grag Bhavuk	273
Graham Neil	111
Graham Simon	106, 121, 137
Grammatopoulos George	68
Grandi Gianluca	30
Grannum Sean	302
Grant Oliver	242, 260
Grappiolo	115
Graves Stephen	83
Gray James	290
Greene Meredith	37, 110
Gregg Paul	141

INDEX OF AUTHORS

NAME	PAGE
Gregory Jonathan	290
Gregosiewicz Andrzej	65
Grifka Joachim	69
Grill Franz	90, 104
Grimm Bernd	35, 37, 57, 114, 242
Griza Sandro	31
Grohs Josef	127
Gross Robert	145
Gruber Gerald	129, 140, 326
Grubor Predrag	296
Guala Agustin	38
Gubba Joachim	90
Guberina Marko	106
Gudipati Suribabu	121
Gudnason Vilmundur	110, 111
Guenther Klaus-Peter	73
Guerts Jan	73
Guggi Thomas	260
Gujral Sarabjeet	54
Gulcek Murat	273, 296
Gülecyyüz Mehmet	53
Gulihar Abhinav	90, 100, 108, 141, 321
Gulman Birol	142
Gundle Roger	68, 110
Gunel Ugur	131, 146
Gunes Taner	53, 326
Guney Ahmet	53
Günther Klaus-Peter	64, 69, 75
Gupta Rohit	260
Gupta Shreekant	261, 273
Gurav Neelam	106
Gursu Sarper	302, 317
Guryel Enis	320
Gustafson Yngve	59
Guth Katharina	140
Gutiérrez Pedro	309
Guvendik Irem	70
Guyver Paul	261, 273
Gu Zenhai	125

NAME	PAGE
H	
Haas Daniela	35
Haas Norbert	49, 74, 123
Haberland N.	36
Habermeyer Peter	38
Hackney Roger	138
Haddad Fares	72, 73, 151
Hadjipavlou Alexander	285
Haenisch Christoph	302, 303, 310
Hahn Michael	31
Haid Christian	84
Haidukewych George	84
Hailer Nils	112
Hajipour Ladan	108
Hakimi Mounir	149
Hakkalamani Santoshkumar	261
Halaby Rafat	54
Haleem Shah Nawaz	33, 101, 226, 261, 273, 326
Halici Mehmet	53
Hall David	242
Hallett Jeffrey	34
Halonon Pekka	67
Hämäläinen Martti	43, 89, 126, 136
Hammer Katherine	131
Hamoui Mazen	232
Hangody László	105, 119
Hanna Sammy	33
Hanratty Brian	60, 261
Hanson Beate	43, 74, 121
Hanssen Arlen	31
Hantel Stefan	127
Hantes Michael	39, 290
Hanusch Birgit	141
Hapuarachchi Kamal	59
Haraguchi Keiji	242
Hardy Philippe	57
Hargunani Rikin	290
Harmainen Samppa	273

NAME	PAGE
Harman Melinda	64, 261
Harms Jürgen	47
Harrasser Norbert	35
Harrington Paul	54
Harris Tamara	110, 111
Harris William	37
Hart Radek	53
Hasani Ilir	126
Haschtmann Daniel	85
Hatzicristou Marios	85, 125
Hatzigiannakis Athanasios	84, 285, 302
Hatzokos Ippokratis	28
Hauck Stefan	93
Havelin Leif Ivar	83, 112
Havet Eric	31
Haviko Tiit	242, 261
Hazarika Shariff	226
Healy Claragh	111, 320
Hearnden Anthony	108
Hefti Fritz	88, 95
Heger Robert	321
Heidari Nima	151, 296, 302, 303, 326
Heineman David	274
Heinrich Martin	29
Heisel Christian	37, 42, 242
Heliotis Manolis	106
Hellinger S.	36
Helmerts Anja	90
Henderson Brian	93
Hennessey Derek	317
Henn Frank	151
Henry Julien	149
Heppert Volkmar	45
Herberts Peter	107, 112
Herdrich Silke	296
Hernandez Angel	66
Hernández Vaquero Daniel	261
Hernán Prado Miguel Angel	232

INDEX OF AUTHORS

NAME	PAGE
Hernigou Philippe	64, 74, 83
Herren Daniel	31
Hertel Ralph	139
Hertz Harald	113
Herzenberg John	66, 90
Hessmann Martin	130
Hewlett Sarah	44, 106
Heyligers Ide	35, 37, 57, 114
Heyse Thomas	35, 60
Hierner Robert	48
Higgins Caroline	51
Highcock Alan	285
Higuchi Fujio	242
Hill Richard	93
Hintermann Beat	30, 125
Hipfl Christian	42
Hirano Fumitaka	85
Hirose Isao	86
Hirose Shiro	242
Hirpara Kieran	49
Hiz Murat	33
Hoang-Kim Amy	59, 274
Hochegger Markus	30, 140
Hochgatterer Rainer	60
Hochreiter Josef	69
Hockings Michael	72
Hoekstra Tsjerk	148
Hoellwarth Michael	91
Hoffmann Frank	261
Hoffmann Holger	261
Hoffmann Reinhard	150
Hoffmeyer Pierre	38, 49, 72, 74, 85, 107, 108
Hofmann Alexander	326
Hofmann Siegfried	64, 86
Hofstädter Thomas	149
Hofstaetter Jochen	41, 42, 112
Hofstaetter Stefan	303
Hofstee Dirk-Jan	36
Hofstetter Willy	105

NAME	PAGE
Högel Florian	326
Hogendoorn Simone	28
Hogg David	317
Hoigné Dominik	242
Ho Kevin	38, 142, 309
Holinka Johannes	128, 141, 242, 285, 318
Holland Philip	274
Holschbach Jeannine	326
Holsten Dirk	56
Holubowycz Oksana	37, 67
Holzapfel Boris	261
Holzapfel Konstantin	29
Holzer Gerold	110
Holz Ulrich	143
Homering Martin	126, 127
Hommel Ami	50, 51, 100
Honigmann Philipp	47
Honl Matthias	40, 81, 136, 232
Hopgood Phil	321
Horcajada Juan	90
Hordam B.	243
Hördam Britta	50, 51
Horisberger Monika	69, 125, 303
Horne James	99
Horváth Gábor	243
Horwitz Dave	84
Hosaka Masami	314
Hoser C.	137
Hosman Allard	94
Hosny Gamal	84, 99, 243, 290, 309
Hossain Fahad	247, 261
Hossain Munier	243
Howells Nick	75, 274
Howes John	131
Howie Donald	31, 37, 67, 73, 76, 125
Howieson Alan	274
Hsu Chien Jen	274, 285
Huber Joerg	147, 226

NAME	PAGE
Huber Roland	82
Huber Wolfgang	77, 243
Huddleston James	136
Hudetz Damir	105
Huebl Michael	121
Hughes Andrew	75
Hughes Caroline	145
Hughes Peter	149
Hui Anthony	70, 101
Huisman Menno	79
Hulley Philippa	28
Hull Peter	274, 296
Hunter Neil	261
Hurschler Christof	35
Hurson Conor	111
Hussain Azad	38, 109, 140
Huszar Codrin	243
Hu Xiao	110
Huylebroek Jose	137, 138
Huyse Wouter	57
Hyder Nasser	85
I	
Iacono Francesco	82, 152
Iain Stevenson	114
Iannò Bruno	71
Iglic Ales	113
Ignatiadis Ioannis	125, 130, 274
Ihle Martin	85, 243
Iida Satoshi	309, 326
Ilchmann Thomas	86
Illés Tamás	61
Ilyas Imran	243
Imhoff Andreas	29
Impellizzeri Franco	72, 107
Imperio Fernando	28
Inan Ulukan	99
Ingram Roland	67
Innocenti M.	48, 116
Ioannou Markos	296, 314

INDEX OF AUTHORS

NAME	PAGE
Ions G.	141
Ions Peter	141
Iosifidis Michael	232
Iotov Andrey	75
Ippolito Ernesto	65, 81, 122
Iqbal Hafiz	290
Isaac Graham	67, 109, 110, 140
Isaac Sherif	100, 274
Ishigaki Naoki	321
Ishii Yoshinori	60, 262, 303
Ivanic Gerd	30, 149
Ivanov Vladimir	75
Ivkovic Alan	105, 326
Ivory John	107
Iwase Toshiki	243
Izquierdo-Corres Oscar	55

J

Jabbar Yaser	274
Jabur Majid	66
Jack Christopher	110
Jackson Carl	274
Jackson Mark	85, 135, 232, 262
Jacob Jagan	60
Jacob Ludwig	69
Jacobs Joshua	81
Jafferbhoy Sadaf	226
Jäger Marcus	76, 243
Jäger Sebastian	35
Jagodzinski Nikolas	241, 310
Jain Dhavalakumar	243, 296
Jain Neil	135, 310, 320
Jain Shiv	108, 262
Jakob Franz	103
Jakob Roland	143
Jakovljevic Aleksandar	243
Jakubek Markus	296
Jameson Simon	69
James Stuart	131
Janda Wolfgang	121

NAME	PAGE
Janssen M.W.H.E	36
Jansson Karl-Ake	114
Jansson Volkmar	35, 40, 53
Jarrett Bryan	244
Jarvis A.	108
Jasiewicz Barbara	146
Jasser Bernd	30
Jayadev Chethan	274
Jayankura Marc	244
Jayaswal Arvind	83
Jeavons Richard	150, 290
Jeffcote Ben	99
Jeffers Jonathan	244
Jelic Mislav	105
Jenkins Cathy	152
Jennings Andrew	141
Jenny Jean-Yves	82, 134, 141, 152
Jensen Carsten	244
Jerosch Jörg	53, 82, 129, 244, 262, 303
Jibodh Stefan	110
Jimenez Daniel	57
Jin Zongmin	38
Johannsen Hans Vigo	139
Johnsen Soeren	112
Johnson David	90, 121
Johnson Geoffrey	142
Johnston Andrew	151, 274, 321
Johnstone Alan	47, 48, 107, 151
John Thilo	85
Jo Jae Yeong	303
Jones Alwyn	131
Jones Andrew	262, 327
Jones Claire	73, 101
Jones Morgan	232
Jones Steve	45
Jonsson Brynjolfur	110, 111
Jonsson Hakan	59
Jorgensen U.	137
Joseph Sanjay	296

NAME	PAGE
Joshi Nayana	65, 262
Joshi Yogesh	39, 61, 66, 149
Jost Bernhard	92
Josten Christoph	93, 123
Joudet Thierry	80, 290
Jovanovic Milan	244
Jovanovic Nebojsa	274
Jumtins Andris	274
Junk-Jantsch Sabine	110, 244
Jurda Thomas	262

K

Kaan Erdem	113
Kabata Tamon	327
Kabir Chindu	135, 244
Kacki Wojciech	146
Kaczynski Jakob	303
Kadokia Anish	290, 303
Kaelin André	88, 122, 149
Kafadar Ibrahim	53
Kaftandziev Igor	126
Kägi Peter	145
Kajiwara Toshihisa	244
Kakagia Despina	84
Kakaty Diganta	76, 244
Kakkar Ajay	126, 127
Kakkar Rahul	262
Kakwani Rajeshkumar	61, 244, 262
Kalakucki Jaroslaw	65
Kallivokas Alkiviadis	318
Kalouche Ibrahim	29
Kalra Sukhman	275
Kalson Nicholas	48, 49, 108
Kalteis Thomas	244
Kaltenecker	145
Kamali Amir	38, 45, 244
Kamali Azad	109
Kamalsekaran Senthil	33
Kamal Tamer	244, 285, 296, 303
Kamat Ameya	99

INDEX OF AUTHORS

NAME	PAGE
Kamat Yogeesh	245
Kamikawa Koya	245
Kanakaris Nikolaos	61, 70, 84
Kandel Leonid	226, 232
Kandil Abdurrahman	110
Kandzierski Grzegorz	65
Kanellopoulos Anastasios	69, 88
Kane Timothy	31
Kang Joon Soon	245
Kang Sertaz-Niel	275, 310
Kang Seung-Baik	262
Kankanalu Pradeep	72
Kansal Amit	285
Kapetanos George	50, 100, 111, 146
Kapetanos Georgios	111
Karachalios Theophilos	91
Karadimas Efthimios	84
Karakas Eyup	76, 121
Karamanis Nikolaos	59, 314
Karami Mohsen	84
Karantana Alexia	310
Karantanas A.	74
Karapatakis Konstantinos	303
Karatzas Georgios	303
Karelse Anne	53
Karidakis Georgios	39
Karim Amer	327
Karkhanis Salil	275
Karlakki Sudheer	73
Karlsson Jon	51
Kärrholm Johan	74, 107, 112, 139
Karr Kenneth	49
Karski Jacek	65
Karski Tomasz	65
Karva Anand	86
Karzis Konstantinos	40
Kaspiris Angellos	126
Kastanis Grigorios	296, 304
Kastelov Rumen	275

NAME	PAGE
Kateros Konstantinos	226
Katevu Kostiantyn	48, 49, 114
Katscher Sebastian	93
Katsenis Dimitris	85, 125
Katusic Dragana	53
Katz Denis	29, 53
Kaudela Karl	136
Kaufmann Gerhard	98
Kaushanski Alexander	38
Kavarthapu Venu	68, 125
Kawashima Kunihiko	60
Kaygusuz Mehmet	310
Kaymaz Burak	285
Kay Peter	136
Kazakos Konstantinos	84, 129
Kazemi Seyyed Morteza	262
Kazi Hussain	130
Kazuma Futai	130
Kazuomi Sugamoto	130
Kdolsky Richard	123
Kearns Stephen	55, 124
Keating Ciara	124, 291, 304
Keating John	34
Keckojevic Vaso	275
Kelalis Georgios	111
Kelberine François	82, 138
Kelly Andrew	30
Kelly Bryan	151
Kelly John	55
Kelman David	45
Kelm Jens	94, 129
Kenanidis Eustathios	50, 100, 111, 146
Kendall Namita	135
Kendoff Daniel	76, 146, 262
Kennedy Oran	111
Kenny Paddy	48
Kent Michael	275
Keogh Peter	48
Keramaris Nikolaos	107, 111, 327

NAME	PAGE
Kerin Cronan	111
Kerin Michael	55
Kesemenli Cumhuri	232
Kessler O.	78
Kesteris Uldis	73
Keyhani Sohrab	229
Khalid Al-Obaydi Waleed	66
Khan Almas	83
Khan Farid	110
Khan Mansoor	226
Khanna Anil	101, 113, 146, 232, 296, 310
Khan Wasim	226, 291, 296, 327
Khan Yasir	54
Khiami Frederic	60
Khokhar Ritesh	29, 291, 296
Khunda Aiman	70, 310
Kidd Alexander	226
Kido Kenji	245
Kienbacher Gregor	314
Kilinc Alexandre	29
Killampalli Vijay	106
Kim Harry	112
Kim Jun-Shik	60, 147
Kim Kang Il	76, 262
Kim Young-Hoo	60, 147
Kindsfater Kirk	245
Kinninmonth Andrew	147
Kirchheimer Johannes	28
Kirkos John	50, 111
Kirmani Sayyied	68, 245
Kirschner Stephan	64
Kirubanandan Ravisankar	65, 245
Kish Benyamin	100, 297
Kishida Shunji	245
Kissler Florian	304
Kjaersgaard-Andersen Per	61, 112, 120, 128, 147
Klauser Wolfgang	58, 79, 304
Klaushofer Klaus	112

INDEX OF AUTHORS

NAME	PAGE	NAME	PAGE	NAME	PAGE
Klenke Frank	105, 315	Kos Burt	138	Kron Nadine	35, 60
Klitscher Daniela	55	Kose Cem	233	Krueger Andreas	327
Klobucar Hrvoje	56, 291	Kose Gamze	105	Krummenauer Frank	64, 73
Klos T.V.S	134	Kose Nusret	99	Kubes Radovan	106
Klouche Shahnaz	66, 318	Kose Ozkan	297, 310	Kubista Bernd	33, 141
Kluger Rainer	28	Koseoglu Resid Dogan	53	Kucheria Rakesh	148
Knahr Karl	43, 69, 85, 116, 139	Kostakos Athanassios	107, 111	Küchle Raphael	130
Knight Timothy	226	Kotecha Amit	275	Kucukdurmaz Fatih	275
Knudsen Roland	77	Kothari Alpesh	100, 310	Kuksov Vitaly	310, 315
Knupp Markus	30	Kotzamitelos Dimitrios	263	Kulkarni Abhaya	59
Kocjancic Bostjan	94	Kotz Rainer	33, 41, 42, 114, 134, 140, 141, 315	Kulkarni Ashwin	136
Kocsis György	327	Koulalis Dimitrios	146	Külling Fabrice	113
Koebke Jürgen	39, 52	Kouris Antonis	85, 125	Kumagai Masaru	245
Kofoed Hakon	102	Kourkoutas Konstantinos	126	Kumar Senthil	69
Kohlhof Hendrik	263	Kovanis Ioannis	126	Kumar Shashi	135
Kohn Dieter	38, 39, 119, 121, 141	Kozsurek Márk	66	Kumar Shyam	245, 291
Kohut Georges	80, 291	Kraevsky Pavel	75, 275	Kumar Sujit	263
Kokavec Milan	52, 124, 128	Krahmer Knut	86	Kumar Vijay	75, 263, 318
Kokkinakis Michail	232	Krakovits Gabor	327	Kums Arjen	144
Koksal Bülent	142	Kralinger Franz	139	Kumta Prashant	105
Kolb Alexander	310	Kralj-Iglic Veronika	113	Kundra Rakesh	106
Kollen Boudewijn	144	Krampla Wolfgang	84	Kunihiko Kawashima	263
Kollia Panagoula	56, 106, 136	Krasny Christian	297	Kunugiza Yasuo	60
Kollintzas Likourgos	126	Krause Marianna	112	Kuroki Yoshikatsu	86
Kolodziejski Pawel	71	Krause Matthias	31	Kuropatkin Gennady	95
Kolp Walter	145	Krauspe Rüdiger	76, 88, 105, 112	Kuroyanagi Gen	275
Komadina Radko	275	Kraus Tanja	90	Kurth Andreas	127, 128
Komur Baran	100	Krebs Alexander	91, 310	Kurth Stefan	76
Konan Sujith		Kren Leos	105	Kurtoglu Mehmet	41, 117
	72, 73, 151, 227, 232, 245, 275	Krepler Petra	130, 140	Kuruvalli Renuka Reddy	53, 275
Kondo Saiji	86	Kretzschmar Martin	69	Kusaba Atsushi	86, 245
Kon Elizaveta	232	Krifter Rolf Michael	30, 291	Kuster Markus	50
Kongcharoensombat Wirat	233	Krismer Martin	33, 55, 84, 85, 98	Kwon Oh-Ryong	147
König Dietmar	245	Kristen Alexander	94, 129	Kwon Young-Min	37, 110, 137
Konings Peer	275	Kristen Karl	304	Kyung Hee-Soo	263
Kontovazenitis Panos	126, 275	Kristen Karl-Heinz	124		
Kopylov Philippe	31, 54, 64, 108	Kristensen Maja	112	L	
Korim Muhammad	135	Krizancic Miran	113	Labek Gerold	98, 104, 111, 121, 263
Koromila Theodora	56, 106, 136	Kröner Andreas	55, 84, 145, 285	Lack Werner	285
Korpos Sándor	275			Lacza Zsombor	327

INDEX OF AUTHORS

NAME	PAGE
Lädemann Alexandre	291
Laffosse Jean-Michel	87
Lagae Koen Carl	56
Lahoti Om	125
Laine Vesa	304
Lair Julian	149
Lakovaara Martti	233
La Maida Giovanni Andrea	107
Lamas Claudia	297
Lamberg Anders	137
Lambrinouadaki Irini	111
Lam Khai	89, 93, 99, 124, 146, 285, 286
Lampert Christoph	113
Landauer Franz	149
Landreau Ph.	138
Landsiedl Franz	53, 100, 148
Langdon James	140, 286
Lange Jörn	99
Lang Thomas	111
Lankri Zahia	94
Lantto Iikka	304
Lanz Ulrich	263
Lara Joaquín	151, 245
La Rosa Guido	122, 310, 315
Larsson Sune	59, 75, 92
Lasanianos Nikolaos	276, 304
Lassen Michael	72, 126, 127
Lassen Michael Rud	41, 79, 141
Lass Richard	128, 141, 245
László Ilona	310
Latif Ahmed	29
Laude Frédéric	114
Launer Leonore	110, 111
Lauritsen Jens	151
Lauritzen Jes	113
Lavigne Martin	67, 144, 246
Lawniczak Dominik	99
Lawrence Trevor	121, 263
Lax-Perez Raquel	297

NAME	PAGE
Lazarinis Stergios	112
Lazennec Jean-Yves	60, 73, 246, 286
Lazovic Djordje	81
Learmonth Ian	44, 106, 119, 120, 246, 310
Lee Han	310
Lee Hwa Sung	327
Lee Kyung Jae	276
Leemrijse Thibaut	125
Lee Myung Chul	263
Leenen L.	117
Lee Robert	48, 49
Lees Michael	126
Lee T.	111
Lefèvre Yan	149
Legenstein Robert	77, 246
Lehman Wallace	90
Lehnen Katja	263
Le Huec Jean Charles	68
Leiber-Wackenheimer Frederic	31
Leithner Andreas	42, 140
Leithner Katharina	140
Leonardsson Olof	107, 113
Leonhardt Jane	147
Leppilahti Juhana	291
Lerch Matthias	246
Lerch Solveig	297
Lesensky Jan	315
Leumann Andre	69
Leunig Michael	72, 92, 107, 135, 151
Levai Jean-Paul	87
Lewis Pete	86, 246
Liantsis Athanasios	39
Li Chenxi	38, 109
Lichtenberg Sven	38
Lichtenstein Leonid	38
Lidder Surjit	315
Lidgren Lars	83

NAME	PAGE
Liebensteiner Michael	84, 121, 263, 286
Liekens Koen	29
Lie Stein Atle	33
Liliyanov Danail	75
Liljenqvist Ulf	43
Lim Chin Tat	43
Lindgren Lars	123
Lindsey Derek	137
Lindstrand Anders	73
Lingard Elizabeth	60
Ling Tah	286
Lingutla Kiran	286
Lioliou Alexandra	126
Li Pls	68
Lipscombe Stephen	297
Liu Gabriel	43
Lium Arne	61
Livesey Christine	246
Livingstone James	75
Livio Francoise	94
Livshetz Isaac	263
Lizaur Utrilla A.	116
Lloyd John	291
Löcherbach Claus	263
Lodhi Younus	83
Lohmann Christoph	110, 315
Löhr Jochen	43, 92, 108
Loipur Milenko	149
Loizou Constantinos	276, 311
Lollino Nicola	47, 127
Lombardi Vombardi Luigi	150
Lomoschitz Kristina	84
López-Oliva Felipe	29, 48
Lopez Ozenza Juan	38
Lopomo Nicola	39, 137
Lo Presti Mirco	39, 82
Lorbach Olaf	38, 39, 121
Lord Breck	311
Lorkowski Jacek	304, 321

INDEX OF AUTHORS

NAME	PAGE	NAME	PAGE	NAME	PAGE
Louwerens Jan Willem	102, 118	Maclean Simon	65	Mamoudy Patrick	66
Loveridge Jeremy	70	Macmull Simon	233	Mandalia Vipal	65
Loviseti Giovanni	107, 276	Mac Niocaill Ruairi	315	Mandl Herbert	138
Lovse Thomas	42	Mader Konrad	39, 52, 291	Manfrini Marco	145, 150
Lowdon Ian	107	Maeda Akihiko	86	Mangat Karanjit	71
Löw Markus	92	Maenpaa Heikki	65	Manidakis Nikolaos	121, 137, 277
Lowndes Stefanie	113	Maestro Michel	93, 102	Mannan Ken	86, 263, 277
Lübbecke Anne	72, 85	Maffulli Nick	101	Mann Cameron	59
Lucas Jonathan	146	Maffulli Nicola	113, 146	Mannion Anne	72, 107
Lucas Marco	33	Magill Paul	35	Manno Valerio	247
Lüderwald Sybille	53	Magnan Bruno		Mansha Muhammad	54
Lui Darren	48, 55, 227, 327		77, 94, 102, 128, 304	Mansouri Reza	84, 110
Lund Caterina	276	Magnissalis Evangelos	28	Maqsood Mohammad	84
Lunzer Andreas	127	Magosch Petra	38	Marangoz Salih	66, 90, 247
Lupescu Olivera	246	Magurean Mihai	286	Marcacci Maurilio	
Luque Víctor	286	Mahaisavariya Banchong	276, 291		39, 51, 56, 78, 82, 137, 152
Lustig Sébastien	152	Mahajan Ravindra	135, 304	Marcheggiani Muccioli Giulio	
Lutz Martin	139	Maheshwari Rajan	246, 276		39, 152
Lutz Michael	29	Maheshwari Rohit	140, 142	Marchesini Reggiani Leonardo	
Lütznér Jörg	64, 263	Mahmood Aatif	30, 108		41, 311
Luyten Frank	40	Maier Michael	93, 286	Marchetti Emmanuel	247
Lwin Michael	233, 276, 311, 327	Maignon Gaston	38	Marchetti Stefano	233, 264, 322
Lyall Harpreeth	75	Mainard Didier	81, 246	Marcoccio Ignazio	77
Lydersen Stian	61	Majewski Martin	327	Marco Ester	59
Lygre Stein Hakon	83	Makridis Konstantinos	276	Marcos Lucas	136
Lyras Dimitris	129, 330	Malchau Henrik		Marega Luca	58, 118, 144
Lysholm Jack	39		37, 46, 110, 136, 139	Mariconda Massimo	71, 233
M					
Maalouf Ghassan	123	Malek Ibrahim	85, 320	Marimuthu Chandra	131
Maas Stefan	121	Malhotra Rajesh	75	Marin-Peña Oliver	247
Ma Burton	67	Malizos Konstantinos		Maripuri Nidu	100, 130
Macchi F.	116		39, 48, 56, 59, 74, 82, 106, 136	Maripuri Subramanyam	
Macdonald Steven	73	Maljkovic Dejan	315		53, 264, 277
Machacek Felix	33	Mallappa Sreelakshmi	311	Markantonis Nikolaos	77
Machado Rodrigues Luis	33, 276	Mallick A.	71	Markowska Barbara	94
Machani Bhuwaneshwar	85	Mallick Emad	135, 140, 227, 318	Markus Schofer	35
Macheras George	91, 120	Mallik Arup	59	Marlet Victor	147
Mackenney Paul	101	Mallouppa Eleni	147	Marlovits Stefan	114
Mackie Ian	53	Malovic Mario	304	Marmotti Antongiulio	71
		Malviya Ajay	44, 60, 246	Marmotti Antonio	
		Mamisch Tallal Charles	52		127, 129, 327, 331

INDEX OF AUTHORS

NAME	PAGE
Marras Francesco	327, 328
Marsh David	102, 103, 123
Marsh Martin	277
Martell John	85
Martin Arno	84, 120, 146, 264, 286
Martínez-Catasús Adriana	297
Martínez-Díaz Santos	90
Martínez De Albornoz Pilar	71, 292
Martin Robin	247
Martins Rui	150
Martin William	73
Martorell Salvador	286, 304
Maslau Aliaksei	247
Maslov Alexander	38
Mason James	142
Mason Lyndon	311
Massada Marta	108
Masseti Paolo	145
Massouh Laura	99
Masud Saquib	50, 277
Masui Tetsuo	247
Matamalas Antonia	90, 322
Matejovsky Zdenek	106, 315
Mathews John	233
Mathieu Gilles	64
Mathur Keshav	106
Maticic Drazen	105
Matos Gabriel	33
Matricali Giovanni	125
Matsuda Shuichi	264
Matsuda Yoshikazu	227, 264
Matthews Jon	233
Matthews Michael	277
Mattila Ville	65
Mattiuzzo Valerio	77
Mattyasovszky Stefan	130, 328
Matuszewski Lukasz	65
Matzaroglou Charalampos	227, 247, 297, 315, 328

NAME	PAGE
Matziolis Georg	28
Mauffrey Cyril	277
Maurer-Ertl Werner	42, 315
Mavcic Blaz	113
Mavrogenis Andreas	130, 277, 292, 297, 311, 328
Ma Yan	151
Mayell Antonia	90
Mayer Hermann	138
Mayer Susanne	40
Mayer Wolfgang	40
Mccalden Richard	73
Mccann Philip	297, 318
Mccaskie Andrew	64
Mccleery Mark	318
Mcclements David	54
Mcconnell Lisa	149
Mccormack Damian	56, 72
Mccullough Anna	107, 151
Mccullough Louise	315
Mcdonald Sinead	135
Mcdonnell Stephen	28
Mcfadyen Iain	48, 49
McGarr Caroline	49
Mcgarvey Ciaran	292
Mcgee Margaret	31, 73
Mcgill Paul	54
Mcgonagle Lorcan	264, 277
Mcgrath Anthony	33, 48, 49, 114, 247, 264, 322
Mcgraw Philip	61
Mc Hugh Gavin	48
Mchugh Gavin	44, 148
Mclardy-Smith Peter	37, 68, 110
Mcmurtry Ian	136
Mcnamara Iain	59, 127
McQueen Margaret	92
Mcvie James	150
Mechlenburg Inger	247
Mécs László	286

NAME	PAGE
Meek Dominic	59
Meermans Geert	57, 67, 73, 81, 151, 292
Megremis Panagiotis	311
Mehler Dorothe	55
Mehling Isabella	55
Mehnert Frank	112
Mehrkens Arne	227
Meiss Albert Ludwig	112, 311
Meissl Michael	83
Meizer Roland	148, 322
Melamed Eitan	121
Melendo Elena	147
Mel Jones	70
Mella Claudio	151, 247
Melling David	277
Melloh Markus	61, 99, 148
Melo Sousa João	108, 297
Melton Joel	233, 298, 304
Menchetti Pier Paolo	36, 37
Mendoza Helguera Oscar	29
Menetrey Jacques	51, 103, 138
Menschik Franz	136
Meraner Dominik	148
Mercuri Mario	33, 41
Merk Harry	99
Mertl Patrice	31, 37, 247, 248, 264, 318
Meseguer Gregorio	105
Mettelsiefen Jan	248
Mevcha Amit	85
Meyer Ingo	304
Meyer Oliver	40, 129
Meylaerts Sven	70
Michael Antony	248, 304, 305
Michael Joern	292
Michalitsis Sotirios	59
Michel Markus	247
Michos Ioannis	40
Mickel Michael	311

INDEX OF AUTHORS

NAME	PAGE
Micksche Michael	33
Middleton Robert	37, 44, 67
Miehke Rolf	141
Migaud Henri	152
Mihalic Rene	66
Mikalef Petros	277
Mikó Ibolya	105
Milachowski Klaus	305
Milano Carlo	71
Millar Neal	264
Miller Lisa	83
Millesi Hanno	48, 98, 105, 108
Minareci Emre	146
Minhas Hasnat	45
Miquel Joan	147
Miranda Sanjay	54
Mirza Saqeb	227, 286, 298, 318
Mirzojan Hamlet	293
Misselwitz Frank	126
Mitsionis Gregory	248
Mitsionis Grigorios	292
Mittelmeier Wolfram	145
Miyatake Naohisa	328
Modi Chetan	66, 277, 292
Modi Nitin	305
Mofidi Ali	100, 130, 277
Mogensen Brynjolfur	110, 111
Mogensen Poul	67
Mohammed Riazuddin	305, 311
Mohan Arvind	292, 298
Mohanty Khittish	100, 130
Moideen Abdul Nazeer	248
Molde Asa	143
Mole Daniel	28, 92
Molinier François	87
Molisani Davide	151
Moller-Madsen Bjarne	112
Molloy Sean	140
Molony Diarmuid	56
Monegal Alejandro	147

NAME	PAGE
Monk Andrew	65
Monk Paul	37
Monllau Juan Carlos	56, 128
Monsell Fergal	65, 99
Montalti Maurizio	41
Monterumici Fabris	36
Montjovent Marc	105
Montserrat Ramon Ferran	74
Moon Kyoung Ho	248
Moon Randall	111
Moorcroft Ian	84, 113
Moore Anna	75
Moorehead John	137
Moore Slade	248
Morapudi Syam	30, 298
Morar Yateen	298
Moreau-Gaudry Alexander	146
Morgan David	30
Morgan Jenna	277
Morgan Samer	54, 305
Mori Toshiharu	85
Morlock Michael	31, 81, 116, 248
Moroni Antonio	123
Moros Marco Santos	57
Moroz Petru	311
Morris Stephen	287, 292
Moser Benedikt	89
Mosso Luciano	129
Motokawa Satoru	142
Moulin Patrick	89, 93
Moungondo Fabian	292
Mousavi Mehdi	107
Moussallem Charbel	248, 322
Mouttet Alexandre	151
Mouzopoulos George	322
Moya Gómez Esther	248
Moya Luis	145, 151, 248
Moyen Bernard	39, 149
Moyna Niall	44, 148
Muezzinoglu Umit	277, 305

NAME	PAGE
Muijs S.	110
Mukherjee Pavel	278
Mukhopadhyay Sudiptamohan	278
Mulhall Kevin	35, 113
Muljacic Ante	106
Mullen Michael	322
Müller Lars	55, 130
Müller Peter	40, 53
Muller Scott	44
Mulliez Alexander	72
Müllner Thomas	92, 134
Mundi Raman	121
Munro Niall	147
Munzinger Urs	72
Murakibhavi Vijay	76
Muratli Hasan Hilmi	50, 91, 148
Muratore Marco	94
Murphy Martin	48, 227
Murphy Terence	35
Murray David	37, 56, 65, 68, 80, 110, 136, 137, 151, 152
Mustafa Citak	76
Muthian Senthil	227, 298
Mutimer Jonathan	99, 248
Mutschler Wolf	102, 123
Myers Abigail	90
Myerson Mark	29
Myriokefalitakis Emmanouil	227, 322

N	
Naal Florian	72, 107, 248, 305
Nada Atif	53
Nadthwarwala Yogesh	53
Nagai Hajime	136
Nagare Umesh	227, 249, 278, 292
Nagase Kiyohiro	86
Nagea Mihail	278
Nagy Ors	249
Nakamura Toshitaka	85

INDEX OF AUTHORS

NAME	PAGE
Nakamura Yoshihide	249
Nakaseko Ken	278
Nalla Ram	129
Nancoo Tamara	66, 264
Nantel Julie	67
Napier Richard	135
Napiontek Marek	122, 148
Naqvi Syed	233, 278, 298, 311, 318
Nardi-Villardaga Joan	65
Nargol Antoni	142
Nasef Mohamed	53
Natali Colin	99
Natividad-Pedreño Moises	105
Navadgi Basalingappa	227, 315
Naveed Masroor	65, 298
Naylor Beverley	145
Neale Susan	73
Necas Alois	105
Nehrer Stefan	39
Neil Martyn	73, 101, 249, 318, 328
Nelissen Rob	28, 31, 32, 130, 147
Nelissen Robertus	109
Nelitz Manfred	142
Nelson Leah	76
Neubauer Ludwig	83
Neugebauer Rainer	49
Neuman Lars	139
Neumann Daniel	76, 249, 315
Neut Daniëlle	122
Newey Martyn	71
Newman John	83, 152, 264
Newman John H.	74
Newman Simon	227
Newrkla Stephan	110, 145
Newton Ede Matthew	305
Neyret Philippe	46, 57, 74, 134, 152
Neyton Lionel	28, 54
Nichols Jennifer	322
Nicholson James	66

NAME	PAGE
Nicol Alexander	67
Nicoletti Simone	130, 318
Nijs Stefaan	47, 80, 115
Nikolaou Vassilios	61, 70, 84
Nikolopoulos Dimitrios	233, 292, 305
Nikolopoulos Ioannis	278
Nikolopoulos Kwstas	126
Nikolov Ljupco	126
Nilsson Jan-Ake	114
Ninkovic Srdjan	233
Nisar Aamer	55, 298, 311
Nishimura Yukimasa	287
Nissen Thomas	151
Nixon Mattew	135
Noack Herbert	127, 128
Noguchi Hideo	60
Nohadani Mahrokh	28
Norberg Michael	322
Nordin Louise	43
Noreña Ignacio	66
Noriyuki Henmi	86
Norouzi Masoud	49, 278
Norton Mark	136, 151
Nötzli	115
Nove-Josserand Laurent	28, 54
Nowak Tobias	55
Nuñez-Chia Alberto	105
Nunez Alvaro	151
Núñez Pereira Susana	233, 305
Nunn Timothy	126
Nusem Iulian	30, 66, 249, 318
Nwachukwu Ikechuwku	38
Nyska Meir	100
O	
O'Briain David	49, 55, 292
O'brien Andrew	89, 93, 99
O'brien Fergal	111
O'Byrne John	44, 111, 137, 148

NAME	PAGE
O'connor Daryl	141
O'daly Brendan	135, 234
O'dowd John	146
O'Flanagan Shay	48
O'rourke Kieran	135
O'sullivan Tadgh	67
Oakeshott Roger	67
Oakley Jeremy	73, 249
Obada Nicolae	278
Obolensky Lucy	227
Oburu Ezekiel	90
Ochsner Antonia	71
Ochsner Peter	86
Odak Saurabh	227, 278
Odumala Abraham	70
Odumenya Michelle	264
Odutola Adekoyejo	30, 70
Oduwole Kayode	56, 227, 264
Ogon Michael	68, 83, 89, 94, 124, 130
Ogrodnik Peter	84, 113
Ohashi Hirotsugu	249
Ohashi Satoru	328
Ohnishi Hideo	85
Ohnuma Masahiro	264
Oinuma Kazuhiro	249
Ojelade Elizabeth	305
Ojima Tomohiro	264, 278
Okabe Satoshi	85
Okano Kunihiko	142, 249
Okawa Takahiro	249
Okoro Tosan	298
Olesen Steen	298
Oliva Francesco	328
Oliveira Filipe	108
Olivier Jan	264
Olsen Michael	86
Olsson Christer	73
Olyslaegers Christof	44
Omeroglu Hakan	99, 311

INDEX OF AUTHORS

NAME	PAGE	NAME	PAGE	NAME	PAGE
Omlor Georg	86	Pananis Evangelos	125, 130	Parodi Dante	151
Oneill Barry	49, 292	Panchani Sunil	137	Parratt Michael	33, 40, 265
Oner Mithat	53	Pandey Monty	135	Parratt Timothy	48
Oostenrijk A.	110	Pandey Radhakant	135, 140	Parravicini Luca	111
Orakzai Sajjad	48	Pandit Hemant	68, 152, 265	Parsons Steve	77, 118
Ordueri Mehmet	234	Pandorf Thomas	116, 140	Pascher Arnulf	105
Orlic Dubravko	315	Panesar Sukhmeet	278	Pascual Garrido Cecilia	136
Osaki Makoto	142	Pánics István	105	Pasquier Gilles	151
Osei Nana	249	Panisello Juan Jose	250	Patel A. D.	34
Ostadal Martin	312	Pannach Susan	31, 76	Patelli Alberto	77
Ostermeier Sven	35, 60	Panotopoulos Joannis	42	Patel Nirav	228
Ostlere Simon	37, 65, 110	Pantó Tamás	66	Patel Shelain	320
Otani Takuya	250	Papadimitriou Nikolaos	312	Patil Sanjeev	59
Otsuka Hiromi	250	Papagelopoulos P.	78	Patil Shahabazali	250, 279
Overgaard Soren	28, 35, 106, 112, 113, 151	Papagelopoulos Panayiotis	40	Patko Janos	318
Ovesen Ole	151	Papagiannakos Konstantinos	265, 278	Patru Cristina	305
Ozalay Metin	265	Papakostidou Ippolyti	59	Patsch Christian	305
Özkan Hüseyin	328	Papanastasopoulos Konstantinos	278, 298, 305	Patten Sam	70
Ozkayin Nadir	100, 113	Papanna Madhavan	279, 322	Pätzold Robert	306
Ozkoc Gurkan	234	Papaphylactou Maria	146	Paulus Alexander	35
Ozturk Akif	28	Papaspiliopoulos Athanasios	53, 292	Pavlou George	106
Ozyer Fatih	33	Papathanasopoulos Argyris	61, 70, 107	Pavlou Paul	43
Ozyurek Selahattin	298	Papatheodorou Loukia	136	Pawelka Wolfram	121
P					
Pace Alistair	250, 305	Papavasiliou Evangelos	126	Pearce Chris	28
Pachtner Thomas	71	Papavasiliou Kyriakos	50, 100, 111, 146	Pearle Andrew	76, 146
Packer Greg	151	Pape Chris	105	Pearson Ian	59
Paech Andreas	328	Pape Dietrich	38	Pechmann Michael	42
Pagkrati Stavroula	30	Pape Hans-Christoph	59, 64, 89	Pecina Marko	105
Pagnotta G.	122	Pap Károly	66	Pedersen Alma	112
Pagoti Ravikanth	75	Paraschou Stamatis	279, 299	Pedersen Niels	113
Paladini Paolo	47, 292	Parisi Simone	127	Pedersen Preben U.	51
Pala Elisa	41	Parker Martyn	59, 70, 101, 114, 127	Pederzini Luigi	82
Paley Dror	66	Parker Paul	70, 101	Pegreffo Francesco	47, 293, 320
Pallamar Matthias	250, 265	Park Myung Sik	239, 271	Peinado Armando	279
Pallister Ian	100	Parma Alessandro	124	Peiro Ana	66
Palmer Simon	135	Parmar Rish	129	Peiró Ibáñez Ana	316
Pamu Joseph	109			Peixoto Paulo	150
				Pelfort Xavier	90
				Pellejero García Raul	316
				Pellisè Ferran	43

INDEX OF AUTHORS

NAME	PAGE
Peña Lucas	312
Pendegrass Catherine	137
Pendse Anirudha	55
Penna Sreeram	129, 322
Pennig Dietmar	39, 52
Penny Jeannette	328
Pentikäinen Ilkka	305
Pereira Alexandre	108
Pereira Gavin	66
Pereira Helder	152
Perera Anthony	29
Pérez-Muñoz Israel	228
Pérez Caballer Antonio	234
Perka Carsten	28, 79
Perneger Thomas	72
Peter Diel	89
Peterlein Christian	312
Peter Robin	70, 85, 107
Petersen Alma	112
Petersen Mette	67
Petersen Wolf	103
Peter Viju	66, 149
Petreus Tudor	47
Petrou Charalambos	77, 279
Petrou Charis	129
Pettersson Hans	59
Pettersson Ulrika	59
Pfandlsteiner Thomas	83, 287
Pfanner Georg	120
Pfeiffer Karl	94
Pfeiffer Martin	128, 141, 265
Pflüger Gerald	67, 72, 109, 110, 250
Pförringer Wolfgang	49
Phadnis Joideep	306
Phaltankar Padman	39
Philippot Rémi	30, 37, 52, 234
Phillips Hannah	135
Picard Frederick	147
Piccaluga Francisco	136
Piciocco Piero	144

NAME	PAGE
Pidemunt Gemma	59
Pietschmann Matthias	53, 234, 328
Pietsch Martin	64
Pihlajamäki Harri K.	49, 65
Pilge Hakan	316
Pili Daniel	43
Pillay Robin	130
Pilot Peter	121
Pinaroli Alban	250, 265
Pink Miloslav	250, 265
Pink Teo	149
Pinto Pedro	306
Pioletti Dominique	109
Pisano Luigi	250
Pittoors Kathleen	57
Pizzoli Andrea	70, 265, 279, 320
Planka Ladislav	105
Plaskos Chris	146
Platt Simon	77
Platz Andreas	49, 58
Playford Geoffry	66
Plietz Wolfgang	35
Plytwana Tamara	40
Pneumaticos Spiros	107, 111
Poenaru Dan	228
Pogiatzis Kostas	85, 125
Pohlemann Tim	89, 123
Poignard Alexandre	64, 83
Poitout Dominique	55
Pokorny Alexandra	85, 250
Polizois B.	118
Poljak-Guberina Renata	106
Pollard Thomas	136, 151
Polyzois Ioannis	106, 121, 137, 146
Polyzois Vasilios	125
Pombo Rafael	33
Ponzer Sari	59
Poolman Rudolf	47, 121
Pop Alexandru	250
Pop Tudor	265

NAME	PAGE
Popelka Stanislav	306
Porcellini Giuseppe	43, 47
Portabella Federico	316
Port Andrew	101, 136
Portelli Mark	279
Porteous Andrew	65
Porter Martyn	86
Portincasa Aurelio	48
Pospischill Martin	85, 250
Pospischill Renata	312
Potaczek Tomasz	146
Potomkova Jarmila	94
Potoupnis Michael	50, 100, 111, 146
Potty Anish	72
Poulsen Thomas K.	128, 147
Pouw Martin	94
Powell Eric	108
Pramhas Delio	265
Prasad Ganesh	279, 287
Prasad Kodali	228
Prasthofer Anna	228, 266
Predescu Vlad	250, 266
Preis Markus	98
Premph E.	228, 234
Prentice Matthew	65
Prestini Greta	77
Prevost Teresa	127
Price Andrew	80, 152
Prietzl Torsten	250
Primdahl Annie	151
Prince Francois	67
Pryor Glynn	59
Puchner Stephan	41
Puget Jean	87
Puhl Wolfhart	123
Puig Lluís	59, 90
Pujol Nicolas	57
Pulido Mari Carmen	66

INDEX OF AUTHORS

NAME	PAGE
Pullagura Mohan	149, 266, 293, 312
Puskár Zita	66
Puthiya Veettil Manoj	228
Putineanu Dan	279, 299, 306
Putti Amit	228, 266

Q

Qaimkhani Saeed	145
Qasim Sultan	228, 251
Quah Conal	39, 61
Queally Joseph	137
Quinlan John	72, 135
Quinlan William	135

R

Rachbauer Franz	33
Radda Christian-Thomas	299
Radler C.	143
Radler Christof	90, 312
Radl Roman	129, 140, 144
Radova Lenka	94
Radulescu Radu	266
Rahmeh Husam	66
Rajagopalan Senthilvelan	65, 279, 306
Rajkumar Shanmugasundaram	136, 148, 228, 251, 293
Raj Vinu	76
Ramach Wolfgang	120
Raman Raghu	322, 323
Ramappa Manjunath	101, 136, 266, 306, 312
Rambani Anish	251
Rambani Nicole	121
Rambani Rohit	84
Ramesh Balasundaram	60
Ramos Acacio	299
Rampurada Ashok	66, 279
Ramteke Alankar	76

NAME	PAGE
Ranalletta Maximiliano	38, 279
Randelli Filippo	251
Ranera Miguel	266, 280
Rankin Alan	149
Rankine James	146
Rasch Helmut	69
Rashid Mustafa	100, 280
Ratnam Koppada	30
Rausser Petr	105
Ravaglia Fabio	228, 280, 320
Ravenscroft Matthew	48, 50
Ravi	151
Rayan Faizal	72, 73, 151, 251, 266
Ray Robbie	69
Raza Kazim	251
Reading Alexander	106
Redfern David	102
Reece Anthony	59
Reed Mike	44
Rees Jonathan	28
Regis Dario	94
Rego Paulo	251
Rehak Peter	129, 140, 144
Rehman Fazal	126
Reichel Heiko	142
Reinhart Stephanie	73
Reininga Inge	234
Reinke Marcus	85
Reischl Nikolaus	318
Remes Ville	45
Renckens Martyna	37
Renkawitz Tobias	251
Renovell Pablo	251
Repantis Thomas	251
Resch Herbert	49, 58, 139
Rethnam Ulfen	60, 280, 299
Reuss Wolfgang	93
Revald Peter	147
Reynaud Patrick	251
Reynders Peter	280

NAME	PAGE
Rhee Shin-Jae	72
Rhemrev Steven	70
Rial Pedro	136
Ribas Manuel	88, 252
Ribeiro Da Silva Manuel	287
Richardson James	76
Richter Martinus	101
Ricks Matthew	280
Rieger Hayo	251
Rieger Peter	99
Rieker Claude	140
Riesner Hans-Joachim	93
Rigby Michael	107
Riis Anders	112
Riley Nicholas	151
Ristic Dejan	306
Ritschl Peter	29, 30, 33
Robb Curtis	252, 320
Robert Henri	57
Robertsson Otto	83
Robinson James	83, 152
Robinson Paul	228, 266, 280
Roche Andrew	81
Rocos Brett	266
Röder Chris	98
Röder Christoph	61, 89, 93, 148
Rodkey William	39, 56, 234
Rodriguez-Merchan	
Emerito-Carlos	228, 266, 323
Rodriguez Rey Ezequiel	234
Roessler Nicole	41
Rogmark Cecilia	107, 113
Rolfson Ola	112
Romano Carlo-Luca	91, 122
Rommens Pol	47, 55, 117, 130
Rompa Paul	143
Rookmoneea Maya	70, 252, 280
Roos Harald	92
Rorabeck Cecil	73
Rosa Michele	293, 319, 328

INDEX OF AUTHORS

NAME	PAGE
Roschger Paul	112
Rosencher Nadia	127
Rosenwasser Melvin	47
Rösgen M.	145
Roslee Charline	29, 280, 329
Rosset Philippe	37
Rossi Paolo	71, 129
Rossi Roberto	71, 127, 129, 266
Rothmund Sabine	148
Roth Sandor	149
Roudol Gregory	137, 329
Roukema Gert	70
Roumeliotis Georgios	280
Rousseau Marc Antoine	73
Roussos Constantinos	85
Rovetta Laura	66
Rowan Clare	273
Roy Abhijit	105
Roy Alain	67
Roy Bibhas	129
Roy Niloy	75
Rozing Piet	130
Rozkydal Zbynek	252
Rubens Michael	146
Rudan John	67
Rudert Maximilian	86
Rudol Grzegorz	106
Ruecker Andreas	34
Ruggieri Pietro	33, 41, 316
Ruiz-Iban Miguel	57, 329
Runkel Martin	130
Russell Nick	31
Russo Alessandro	39, 152
Russo Raffaele	49, 50, 150
Russu Octav	299
Rüther Wolfgang	31, 110
Rutsky Alexander	38
Ryge Camilla	72, 141
Ryttberg Lars	126

NAME	PAGE
S	
Sabboubeh Adel	252, 276
Sabeti Manuel	71, 234, 293
Sabnis Bhushan	306
Sadiq Shahzad	280
Saedon Mhm	329
Safran Marc	137
Sahin Seyyid Ahmet	53
Sahu Ajay	48, 50, 54, 90, 100, 121, 135, 228, 234, 280, 293, 319
Saied Alireza	280, 293, 312
Sakalouski Aleh	112, 252, 312
Sakellariou Vassilios	31, 126, 316
Sala Debra	90
Sala Francesco	107, 281
Salama Amir	130
Salameh Ghassan	69
Salih Saif	252
Salo Guillem	99, 125, 134, 141
Salvadó Margarita	90
Salzer Martin	90, 143
Salzmann Gian	29
Samaila Elena Manuela	77, 94, 128
Samara Stavroula	56, 106, 136, 329
Sampath Shameem	266
Sanchez Ricardo	71
Sanchez Tomas	29
Sanderson Paul	83
Sandiford Nemandra	234, 252, 306
Sandoval García Manuel	266, 320
Sandri Andrea	94
Sandrini Enrico	140
Sangster Marshall	319
San Julian Mikel	32
Santone Dave	59
Santori Francesco	118, 144
Santori Nicola	118, 252
Sanz Luis	48, 71
Sarap Pirja	252
Sariali Elhadi	38, 66, 151

NAME	PAGE
Sariali Hedi	60
Saridis Alkis	306
Saris Daniel	40, 114
Sarkar Michael	316
Sarras Emmanuel	252
Sarungi Martin	147
Saunders Margaret	109
Sauter Guido	31
Sauzières Philippe	29, 53
Savarino Lucia	37
Saveski Jordan	126
Savvidou Olga	126
Sawalha Seif	252
Saxena Amol	69
Sayegh Fares	50, 100, 111, 146
Schafstel Esther	82
Schalamon Johannes	91
Schara Karin	306
Schaumburger Jens	69
Scheerlinck Thierry	329
Schemitsch Emil	59, 86
Schenk Stefan	83
Schepens Alexander	29
Schepers Anton	109, 110
Schepull Thorsten	52
Scherf Cornelia	38
Schieker Matthias	40
Schiergens Tobias	40, 328
Schlerka Gerald	33
Schlichtherle Rainer	98
Schmidmaier Gerhard	109
Schmidt-Horlohé Kay	150
Schmidt-Rohlfing Bernhard	329
Schmidt-Wiethoff Rüdiger	39
Schmidt Max	71
Schmidt Maximilian	293
Schmidt Michael	69
Schmitt Eduard	94
Schmolke Stephan	287
Schnee Janet	127, 128

INDEX OF AUTHORS

NAME	PAGE	NAME	PAGE	NAME	PAGE
Schneider Thomas	39	Serdjuchenko Sergey	312	Shtarker Haim	38
Schneider Tim	306	Serek Markus	71	Shukla Soorav	135
Schneider Wolfgang	29	Sergeev Sergey	306	Siebel Thomas	67
Schnettler Reinhard	107	Sernbo Ingemar	113	Siebelt Michiel	121
Schnurr Christoph	252	Serra Joan	134	Siebelt Teun	121
Schofer Markus	234, 293	Servien Elvire	57, 152, 267	Siebenrock Klaus	75, 76, 88, 92, 105
Schoinochoritis Nikos	85, 125	Sevelda Florian	33	Siebert Werner	120
Schreiner Andreas	75	Sewell Matthew	33, 49	Siebold Rainer	51, 103, 119
Schreurs Willem	136	Sexton Shaun	85, 135	Siegmeth Alexander	90, 142, 253
Schroeder-Boersch Henrik	266	Seyahi Aksel	293, 306	Siekman Holger	93
Schuh Alexander	252, 299, 312	Sfeir Charles	105	Sieverding Marc	72
Schuh Reinhard	30, 252, 306	Shachar Ravid	38	Sievers Birte	40
Schulz Arndt	281	Shah Bhavik	54	Siggeirsdottir Kristin	110, 111
Schunck Jochem	53, 129	Shah Yousaf	100, 228	Sigurdsson Gunnar	110, 111
Schwarz Christina	130	Shah Zahid	55	Sillanpaa Petri	65
Scoccianti Guido	42, 141	Shariff Raheel	137	Silva César	108
Scott Alexandra	141	Sharif Khalid	125, 126	Silva Fernando	150
Scott Gareth	86	Sharif Zaid	228	Silva Luis	108
Scott Richard D.	44	Sharma Aman	127	Sim Franklin	31
Scott Simon	81, 137	Sharma Amit	147, 228, 287	Simmen Beat R.	79
Sculco Thomas	146	Sharma Hemanth	75, 84	Simon Jean-Pierre	67, 81
Sedel Laurent	139	Sharma Himanshu	33	Simon Patrick	89, 100, 125
Sedova Olga	95	Sharma Ramesh	129	Simpson David	65, 151, 329
Seeger Jörn	35, 329	Sharma Ritesh	135	Sinclair Victoria	281
Seehra Kamaljit	281, 287	Sharma Sanjeev	145, 287, 312	Singer Georg	91
Segesser Bernhard	55, 57	Sharma Vikas	84, 293	Singh Jagwant	253
Seidl Sandra	110, 145	Shaw Christopher	75	Singh Ravi	110
Seil Romain	39, 103, 119, 121	Sheinkop Mitchell	146	Singh Saurabh	107
Seitlinger Gerd	267	Shen Liang	43	Singh Talvinder	299
Sems Stephen	84	Shepard Gordon	65	Singh Vinay	281, 319
Sen Cengiz	53, 235, 253	Shepherd Andrew	90	Singiseti Kiran	293
Senden Rachel	35, 57, 329	Sheridan Barnaby	30	Sinha Amit	60
Sendtner Ernst	253	Shervin Nina	253	Sinha Apurv	293
Sener Ertugrul	28, 329	Shetty Sanath	253, 316	Sinha Joydeep	29
Senftl Monika	29	Shetty Vijay	44, 235, 253, 267	Sinigaglia Riccardo	89
Sensi Lorenzo	141	Shindo Hiroyuki	142	Sinz G.	116
Seong-II Bin	235, 267	Shivarathre Deepak	77, 299	Siorpaes Robert	98
Seo Seung-Suk	267	Shoda Etsuo	281	Sirbu Paul	47, 281
Seppel Gernot	29	Shore Benjamin	73	Sivaji Chellappan	151
Seral Belen	253	Shpileuski Ihar	112, 316		

INDEX OF AUTHORS

NAME	PAGE
Sivaraman Alagappan	99
Skaliczki Gábor	329
Skinner John	75, 79
Skuginna Armin	152
Skwara Adrian	152, 329
Sloan Roger	38
Slongo Theddy	104, 312
Smigielski Robert	57
Smith Benjamin	147
Smizansky Matej	94
Soballe Kjeld	137
Sobottke Rolf	89, 148
Sochart David	253
Socrates Jose	34
Soeballe Kjeld	67, 88, 91, 92
Sohár Gellért	312
Solayar Gandhi	113, 267
Solenthaler Jeremia	113
Soler-Minoves Jose Maria	55
Solgaard Soren	72, 253
Solis Garcia Jose	267
Solomon Lucian	31, 73, 76, 125, 253
Sommer Christoph	115
Somoskeoy Szabolcs	61, 287
Song Kwang	313
Sonne-Holm Stig	72
Sood Aman	109
Sood Asheesh	84
Soria Laura	66
Sorli Lluisa	90
Soucacos Panayotis	47, 98, 105, 126
Sousa Carlos	150
Southern Stephen	54, 71
Spagnolo Rosario	281, 306
Spalteholz Matthias	150
Specht Kirsten	147
Spiegelberg Ben	33, 253, 316
Spiler Marko	299

NAME	PAGE
Spiteri Michelle	287
Sprigg Alan	150
Spruijt Sander	87
Srinivasan Makaram	54
Srinivasan Radhakrishnan	38
Srnec Robin	105
Stagni Cesare	267
Stamenkov Roumen	31, 73
Standard Shawn	66
Stanford Tyman	135
Stanislas Mathias	38
Stanley David	130
Stanley John	108
Stapleton Robert	72, 135
Stark Andre	30
Stark Andrew	67
Starks Ian	93
Sary David	105
Staubli Alex	87
Staub Lukas	61, 148
Staudacher Arno	138
Stavrakis Tzannis	129
Steadman	39, 56
Steens Wolfram	109, 135, 253
Stefanovska Ivanka	320
Stefanovska Karoline	76
Steinbeck Jörn	43, 79
Steindl Martin	30
Stengel Dirk	123
Stenlund Hans	59
Stephan Lars	73
Stephens Michael	102
Steppacher Simon	330
Stern Richard	107
Sternstein Werner	47
Stevens Martin	148, 323
Stevenson Aaron	125
Stevenson Andrew	254
Stevenson Ciara	254
Stewart Todd	38

NAME	PAGE
Stiegler Helmar	142, 313
Stilling Maiken	267
Stöckl Bernd	30, 94, 104
Stockmar Christoph	93
Stoeckl Bernd	33, 121, 136, 254
Stoel Berend	28
Stoffel Karl	50
Stogiannidis Ioannis	67
Stoiber Alexander	136
Stolarczyk Artur	71
Storken Guus	35
Strazar Klemen	113, 254
Streicher Robert	42, 140
Strobl Walter	91, 148, 313
Strohaecker Telmo	31
Ström Oskar	112
Stüber Volker	76, 146
Stucinkas Justinas	86, 267
Stufkens Sjoerd	30
Stukenborg Christina	134
Sturley Wayne	281
Suda Arnold	319
Sugamoto Kazuomi	60
Sugita Takehiko	267, 330
Suh Kuen Tak	254, 281, 330
Suhodolcan Lovro	234
Suils Judith	59
Sukeik Mohamed	142
Sullivan James	254
Sultan Jawad	149
Summer Burkhard	37
Sushma Sharma	100
Sussmann Patrick	267
Sutherland Alasdair	229
Suutre Siim	330
Suvà Diego	145
Suvà Domizio	72, 77
Svensson Olle	59
Swamy Girish	83, 254, 287
Swarna Shyam Sundar	281, 319

INDEX OF AUTHORS

NAME	PAGE	NAME	PAGE	NAME	PAGE
Swisspine Group	89	Tastet Fabien	130	Thonse Raghuram	
Syed Shakir	229	Tatsumi Ichiroh	268		142, 149, 254, 282
Szabó István	28, 54	Tavakkolizadeh Adel	29	Thorey Fritz	254
Szabó Miklós Károly	313	Tavares Shawn	136	Thorngren Karl-Göran	55, 100
Szendrői Miklos	140, 150	Tawari Gautam	229, 287	Thornhill Thomas S.	44
Szerb Imre	105	Tawfiq S.	99	Tiberiu Bataga	255, 282
Szöke György	66	Taylor Andy	110	Tibesku Carsten	
Sztankay Arpad	33	Taylor David	73		35, 60, 82, 152, 268
T					
Tabani Syed	33	Taylor Grahame	90, 100	Tidermark Jan	59
Tacal Mehmet	121	Taylor Hazel	106	Tierno Guillermo	313
Taga Tadashi	267	Taylor Martin	70, 101	Tiessen Lars	100, 130
Tageldin Mohammad	295	Tayton Edward	29, 43, 330	Tilkeridis Costas	129
Tägil Magnus	54, 108	Taziev Timur	95	Timotijevic Sladjan	235
Taglang Gilbert	46, 109	Tecchio Piero	299	Todd Brian	100, 135
Takada Naoya	313	Tegner Yelverton	39	Todhe Dritan	316
Takaharu Yamazaki	130	Teichgräber Ulf	93	Tohtz Stephan	28
Takahashi Atsushi	235	Tellini Alessandra	129	Tokar Isabella	145
Takahashi Katsuro	142	Tenekecioglu Yuksel	33	Tokgozoglu Mazhar	55, 58, 67, 82
Takeda Mitsuhiro	60	Tengrootenhuysen Mike	57, 254	Tolgay S.	36
Take Gulnur	28	Tercic Dunja	66	Toma Cyril	42
Tamaki Masashi	60	Terebessy Tamás	319	Tomihara Tomohiro	235
Taminiau Antonie	32	Tesiorowski Maciej	146	Tomita Tetsuya	60, 268
Tamini Noor	72	Tetsuya Tomita	130	Tompsett Elizabeth	75
Tamvakopoulos George	281	Thabe Heiner	254	Tonino Alfons	255
Tanaka Hiroshi	254	Thaler Martin		Törnkvist Hans	59
Tanaka Masahiko	257		84, 104, 121, 268, 287	Torrededia-del-Rio Laura	55
Tanaka Minoru	293	Than Péter	61	Torre Marina	104, 255
Tanaka Shinya	85	Thawley Sue	109	Torrens Canovas Carlos	
Tangelder Marco	117	Theis Jean	99		47, 124, 129, 147
Tannast Moritz	76, 91, 254	Theodoridis Anthony	108, 299	Torres Ana	255, 268, 282, 313
Tanner Elisabeth	46	Thermann Hajo	82	Torres Claramunt Raul	288
Tanoira Ignacio	136	Therrien Marc	67	Torrie Alex	49, 114
Tarasevicius Sarunas	86, 254, 267	Thienpont Emmanuel	116, 117, 128	Tos Pierluigi	48
Tarassoli Payam	323	Thier Christoph	98	Tóth Kálmán	255
Tarczynska Marta	294	Thomas Eva	54	Totorean Alina	323
Tarnita Daniela	330	Thomas Gethin	68, 313	Tourné Yves	93, 102
Tarnita Danut Nicolae	281	Thomas Neil	103	Trampuz Andrej	66
Tasbas Bulent	131, 146	Thomas Peter	37, 84, 113	Tranquilli Leali Paolo	42, 46
		Thomas Suresh	229	Trattinig Siegfried	52
		Thompson Neville	60	Trc Tomas	66, 94

INDEX OF AUTHORS

NAME	PAGE
Treacy Ronan	119, 120
Trebse Rihard	66
Treumann Thomas	47
Triantafillis Vassilis	85, 125
Triclot Philippe	255
Tricoire Jean-Louis	87
Trieb Klemens	109, 141, 152, 299
Trigkilidas Dionysios	323
Trigueiros Miguel	108
Trincat Sebastien	131
Trinks Marie	52
Trkulja Branko	56
Trnka Hans-Jörg	52, 118
Troelsen Anders	91, 92
Trouillet Franck	39
Trovik Clement	33
Trpeski Simon	126
Trsek Denis	56
Trullols Tarragó Laura	66
Tryfonidis Marios	61, 129, 313
Trzenschik Heidi	93
Tsarouhas Alexandros	235
Tschauner Christian	151
Tsezou Aspasia	330
Tsiampa Vassiliki	299
Tsiridis Eleftherios	106, 121, 137, 146
Tsourvakas Stefanos	282
Tsuji Koji	255
Tsuji Shigeyoshi	60
Tsurukami Hiroshi	85
Tuhanioglu Umit	299
Tuke Mike	110
Tummala Naveen	100, 131
Turcic Josip	106
Turk Cemil	53
Turner Phillip	121
Turpie Alexander GG	79, 89, 126, 127
Tuschel Alexander	83, 89

NAME	PAGE
Tyrakowski Marcin	330
Tzachev Nedelcho	75, 282
Tzioupis Christopher	105
U	
Ubee Sarvpreet	268
Ubierna Maite	123
Uchida Soshi	85
Udvarhelyi Ivan	76, 81, 268
Ulivieri Fabio	111
Ullmann Regina	268
Ullmark Gösta	75, 255
Ulrich Hannah	86
Ungersböck Alfred	61
Unlu Mehmet	33
Unver Bayram	257, 259, 268, 321
Ursu Traian	330
Usas Arvydas	105
Ustundag Sinan	33
Utkan Ali	282
Utzschneider Sandra	35
V	
Vakaci Ioane	125
Valderrabano Victor	69, 125
Vale Mário	288
Valentinov Boyan	313
Valentin Stephanie	81
Valenti Philippe	29, 53, 294
Valera Marius	255
Valkealahti Maarit	229
Valstar Edward	130
Valverde Carlos	255
Vámhidy László	294
Van Bosse Harold	90
Van Clampenhout Anja	122
Van Damme Geert	57
Vandekerckhove Pieter-Jan	29
Van De Meent Henk	94
Van Den Akker-Scheek Inge	148

NAME	PAGE
Van Den Besselaar Marijn	255, 316
Van der Giesen Florus	32
Van Der Heide Hubertus	109
van der Hoeven H.	138
Van Der Jagt Dick	110
Van Der Linden Enrike	147
Vanderlugt Joris	130, 294
Vander Sloten Jos	67, 81
Van Dijk Jan	28
Van Duinen Sjoerd	28
Van Embden Daphne	70, 282
Van Erkel A.	110
van Heerwaarden Ronald	86, 87, 119
Vanhoonacker Petrus	29
Van Kampen Maria	149
Vanlauwe Johan	40
Van Middendorp Joost	94
Vannet Nicola	131, 255, 316, 323
Vannini Francesca	30, 124
van Osch Gerjő JVM	109
Van Vugt Arie	88
Vaquero Garcia Victor	288, 299, 300, 323
Varga E.	117
Vargas-Prada S.	43
Varitimidis Sokratis	56, 59, 106
Varvitsiotis Dimitrios	294
Vasilas Spyridon	125, 130
Vasilescu Dana	313
Vasireddy Aswinkumar	107, 229, 255, 300
Vasireddy Naveen	108
Vaughn Zackary	137
Vavaletskos Stylianos	28
Vavken Patrick	81, 111, 112, 127, 140, 294, 323, 330
Vaziri Shervin	294
Veale Richard	72
Vecsei Vilmos	92, 98, 117

INDEX OF AUTHORS

NAME	PAGE
Vehmeijer S.B.W.	32
Vekris Marios	282
Velpula Jagan	268
Vendittoli Pascal-Andre	67, 144, 229, 256
Venkatesh Ram	121
Venouziou Aaron	39
Verdoia Cesare	111
Verdonk Peter	57, 72, 82, 119, 128, 235
Verdonk René	40, 57, 72, 114, 119, 128
Verettas Dionysios	84
Vergados Nikolaos	282, 307
Verhelst Luk	29, 294
Verheyen Cees	144
Verlaan J.J.	134
Verlaan Loek	35, 57
Verma Rajeev	29, 235, 282, 288
Vermes Csaba	330
Vernaglia Lombardi Luigi	49
Versey Howard	141
Ververidis Athanasios	84, 321
Vester Johannes	69
Viana Goncalo	307, 313
Vicente Jose	256
Victor Jan	40, 57
Vidalain Jean-Pierre	58, 86, 256
Vidosavljevic Marko	313
Vigasio Adolfo	77
Vijdea Radu	77
Vilaça Adélio	108
Viladot Antonio	102
Vilà Gemma	59, 330
Villar Richard	136, 148, 151, 152
Villas Carlos	125
Vincelet Yannick	81
Vingerhoeds Bart	44
Viola Gino	77, 128
Vioreanu Mihai	148

NAME	PAGE
Visconti Valeria	50, 150
Vishwanathan Karthik	294
Vitullo Andrea	28
Vlachos-Zounelis Nikolaos	282
Vochteloos Anne	282
Voelker Anja	307
Voggenreiter Gregor	123
Voigt Michael	67
Vollset Stein Emil	83
Volpin Gershon	38, 64, 229, 282
Volpi Piero	92
Von Domarus Christoph	31
Von Friesendorff My	59, 114
Von Roth Philipp	28
Von Skrbensky Gobert	82
Von Stempel Archibald	84, 120, 146
Vukasinovic Zoran	313
Vural Celal	131

W

W-Dahl Annette	83
Waddell James	86
Waddell James P.	34
Wade Roger	93
Wagenmakers Robert	148
Wagenmann Barbara	307
Wagner Christof	91
Wagner Michael	70, 74, 80
Wahl Peter	94
Wainwright Tom	44
Wajsfisz Anthony	268
Wakeley Charles	65
Wakisaka Atsuhiko	256
Walch Gilles	28, 54
Waldman Barry	82, 268
Waldram Michael	71
Walenkamp Geert	122
Walker Christopher	98
Wallace Angus	43, 53

NAME	PAGE
Wallensten Richard	64, 71
Walls Ray	148
Walls Raymond	44, 229, 307
Walsh James	72, 135
Walsh Pauline	35
Walter William	85, 135
Walton Roger	282, 283
Wambacher Markus	139
Wanivenhaus Axel	128
Ward Anthony	70
Warren-Smith Clive	50
Waschak Karin	90, 313
Waseem Mohammad	108
Waters Tim	256
Watson Emma	90
Webb James	101
Webb John	93
Weeden Steven	256, 269
Wegrzyn Julien	30, 52, 235, 256
Wei David	47
Weidemann Heike	319
Weir David	60
Weiss Rüdiger	30, 114
Welkerling Heike	140
Wells Julie	67, 256
Welsch Götz	52
Wernike Ellen	105
Westermeyer Torsten	126, 127
West Robert	106
Weth Christian	39
Wetz H.H.	42, 52
Wharton Danielle	81
Wharton Royston	229
Whitcroft Katherine	99, 288
Whitehouse Michael	73, 145, 256
White Richard	61
Whith John	77
Whitwell Duncan	68, 110
Wichlas Florian	93, 288
Widemschek Mark	120, 146

INDEX OF AUTHORS

NAME	PAGE
Widmer Karl-Heinz	256
Wiech Oliver	69
Wiewiorski Martin	69
Wilcox Ruth	137
Wilde Erik	331
Wilde Philipp	150
Willems Jaap	92, 138
Williams Alexandra	98, 121
Williams Geraint	229, 300, 307, 319
Williams James	40
Williams Mark	136
Williams Sophie	109, 110
Williams Stephen	141
Wilmes Philippe	39, 121, 235
Wilson Christopher	90, 147
Wilson Jennie	45
Wilson Thomas	121
Wilton T.	78
Wimmer Cornelius	83, 124, 288
Wimmer Markus	40, 81
Windhager Reinhard	32, 42, 58, 105, 111, 121, 129, 140, 144, 145
Windley Joseph	283
Wind Susanne	256
Wingenfeld Carsten	307
Wingstrand Hans	86
Winiarski Slawomir	235
Winkler Hans	122
Winkler Heinz	136
Winkler Tobias	28
Winson Ian	64, 93, 101, 118
Winter Felix	136
Witso Eivind	61, 90, 91, 122
Wittenberg Ralf	257
Witt Johan	151
Witvoet-Braam Sietske	130
Witzleb Wolf-Christoph	73, 257
Wodtke Joachim	269

NAME	PAGE
Wojciechowski Claudia	73
Wolfe Valerie	47
Wolkenfelt Julius	109
Wong Hee Kit	43
Wong Smeeta	61, 323
Wörtler Klaus	29
Wray Richard	142
Wright David	300
Wright Timothy	145
Wroblewski Mike	136
Wühr Juliane	42
Wurm Simone	283
Wurnig Christian	47, 58, 71, 143
Wylde Vikki	44, 106
Wymenga Ate	74, 78, 87

X

Xarchas Konstantinos	84, 294
Xia Zhidao	137

Y

Yagmurlu Mehmet	121
Yamada Norikazu	257
Yamamoto Koji	300
Yamamoto Yasuhiro	76
Yamazki Takaharu	60
Yang Ick-Hwan	283
Yanmis Ibrahim	294
Yates Pierce	50
Yavuzer Gunes	91, 148
Yazici Muharrem	43, 130
Yazici Ozgur	142
Yerraguntla Soma Sekhar	317
Yeung Eric	33
Yew Jielin	75
Yewlett Alun	73
Yildirim Ozgur	283, 314
Yilmaz Cemil	105
Yilmaz Guney	70
Yilmaz Serdar	50

NAME	PAGE
Yoo Ju-Hyung	269
Yoo Myung Chul	76
Yoonje Cho	257
Yoshikawa Hideki	60
Young Steven	68
Yousri Taher	283
Yuksel Halil	50, 91, 148

Z

Zachariou Konstantinos	111
Zacherl Maximilian	129, 288
Zaffagnini Stefano	39, 56, 82, 134, 137, 152
Zagra Luigi	88, 98, 106, 120
Zahar Akos	319
Zanotta Marco	111
Zanotti Gerardo	136
Zarzycki Daniel	146
Zeh Alexander	257, 269
Zehetgruber Harald	269
Zelle Jorrit	269
Zenz Peter	109, 269
Zerbi Alberto	257
Zettl Reinhard	29
Zhang T.	72
Ziai Pejman	77, 307
Zicat Bernard	85
Ziegler Sven	149, 288
Zietz Carmen	257
Zigan Rasmus	81
Zilber Sebastien	64, 83
Zilkens Christoph	76
Zivkovic Ognjen	106
Zlatev Borislav	75
Zuberbühler Urs	147
Zumrut Murat	53
Zumstein Marc	147
Zupanc Oskar	113, 294
Zürcher Arthur	98
Zustin Jozef	31, 257

INDEX OF AUTHORS

NAME	PAGE
Zweig Thomas	61, 89, 148
Zweymüller Karl	30, 37
Zynab Jawad	70

NOTES



NOTES



NOTES



NOTES

