

EPSON
EXCEED YOUR VISION



Epson Stylus™ Pro GS6000

Durable graphics have never looked so good

A large, professional-grade Epson Stylus Pro GS6000 printer is shown in a dark, industrial setting. The printer is a wide-format model, designed for high-quality display graphics. It features a control panel with a small screen and several buttons. The Epson logo is visible on the top left of the printer's body. The background is dark with some abstract, light-colored shapes, possibly representing the printer's output or the environment it's used in.

Introducing the Epson Stylus™ Pro GS6000

The 64 inch durable graphics printer designed to meet the specific needs of printing professionals who produce high quality display graphics.

Along with the new Epson **UltraChrome™ GS** solvent ink and dual-array Epson **MicroPiezo** print heads, the **Epson Stylus Pro GS6000** delivers a wide range of advanced technologies that set new quality and performance standards in the sign and display market.



Epson Quality Printing

In developing a large format printer that delivers performance at every level for indoor and outdoor printing requirements, Epson ensures the **Epson Stylus™ Pro GS6000** retains all the high quality print characteristics that have long been synonymous with the Epson Stylus Pro family.

With a maximum print resolution of 1440 x 1440 dpi (dots per inch) along with an advanced Epson MicroPiezo Dual-Array print head and Variable-Sized Droplet Technology capable of generating ink droplets as small as 3.7pl (picolitres), the Epson Stylus Pro GS6000 achieves outstanding quality on a wide range of media.

Print quality relies on more than dot size and resolution, which is why this printer has been designed with numerous technologies that work together seamlessly to afford industry-leading print quality.

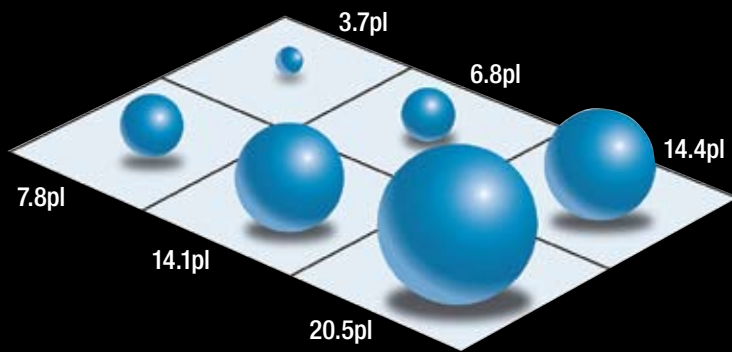
These include:

- **Epson UltraChrome™ GS Ink**
- **Variable-Sized Droplet Technology**
- **8-Colour ink system**

Epson UltraChrome™ GS Ink


A key feature of the Epson Stylus™ Pro GS6000 is its newly developed solvent ink – Epson UltraChrome GS Ink. Based on the same design principles as Epson UltraChrome Ink, which is renowned for its industry-leading levels of durability, colour accuracy and colour stability, UltraChrome GS Ink is a user-friendly ink designed specifically for the high volume sign and display markets.

This new ink set delivers the flexibility to print on a wide variety of coated and uncoated media types, resulting in the versatility that affords users the ability to meet a wider range of print job requests. Additionally, the unique characteristics of Epson UltraChrome GS solvent ink ensure a high level of durability and scratch resistance – important features in display graphic prints.



Variable-Sized Droplet Technology

One critical aspect that separates Epson MicroPiezo print heads from other piezo print head technologies is the ability to fire different-sized ink droplets from one nozzle. By controlling the electric pulse applied to the print head's piezo element, the Epson Stylus Pro GS6000's MicroPiezo print head is capable of producing several different sizes of ink droplets, depending on the image type and media used. This new generation of Epson MicroPiezo print head improves the Variable-Sized Droplet function to enable firing of high density Epson UltraChrome GS ink, enhancing image quality and optimising print speed.



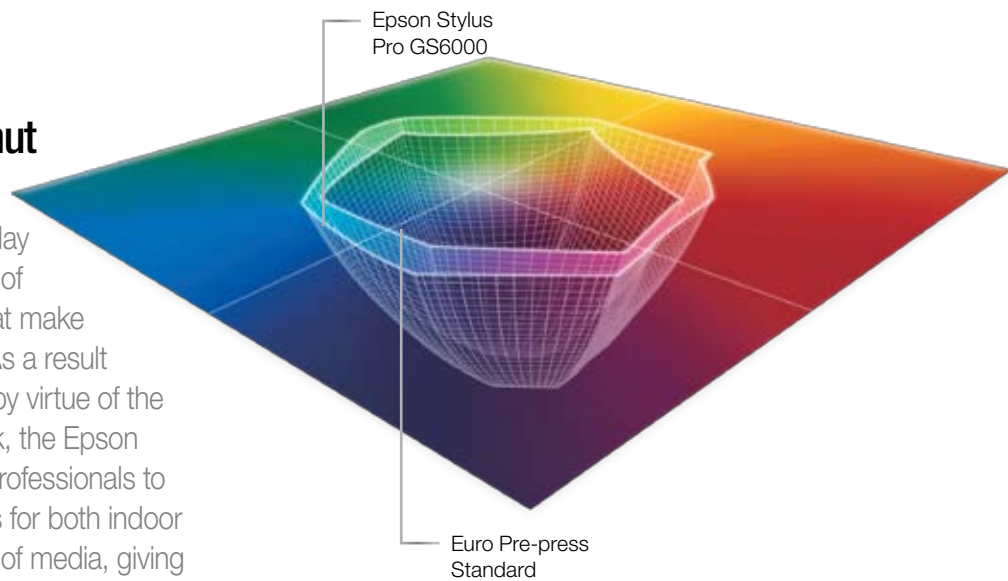
8-Colour Ink System

The Epson UltraChrome™ GS Ink brings to the sign and display markets outstanding levels of quality and colour. With eight colours (Cyan, Magenta, Yellow, Black, Light Cyan, Light Magenta, Orange and Green), the ink's colour gamut ensures that those important corporate colours, which have been impossible to reproduce using either a 4 or 6-colour ink set, are accurately reproduced with the Epson Stylus™ Pro GS6000.



Extremely Wide Colour Gamut

With the introduction of the Epson Stylus Pro GS6000, the sign and display markets at last have a printer capable of delivering exceptional quality prints that make full use of a very wide colour gamut. As a result of the vibrant colour output achieved by virtue of the advanced solvent UltraChrome GS Ink, the Epson Stylus Pro GS6000 enables printing professionals to generate high quality durable graphics for both indoor and outdoor display on a wide variety of media, giving them a definite competitive market advantage. In the sign and display market, large gamut has been neglected, but now with the Epson Stylus Pro GS6000 it is achievable.



K




C




LC




M



LM




Y



Or



Gr



High Productivity

Renowned for their incredible dot placement accuracy, reliability and long-life, Epson **MicroPiezo** print heads have long been a major contributing factor to improved production success in the large format printing industry.



Dual Array Print Heads

A key feature of the Epson Stylus™ Pro GS6000 is the introduction of dual eight-channel print heads, which are configured side-by-side to greatly increase print speed. Epson's MicroPiezo Dual-Array print heads supply each colour with two separate ink channels – a total of 360 nozzles per colour – and are one of the printer's primary technologies for high quality and fast throughput. In total, the unique dual-array print heads deliver a massive 2880 nozzles.

Fast Throughput

With its dual eight-channel Epson MicroPiezo print heads, the Epson Stylus Pro GS6000 is capable of achieving throughput rates of up to an impressive – and highly productive – 25.3 square metres per hour*; and it's a combination of fast throughput, industry-leading print quality and ease of operation that positions the Epson Stylus Pro GS6000 as the perfect solution for on-demand, high volume printing environments.

*Low quality banner printing



High-Capacity, Hot Swappable Ink Cartridges

High-capacity 950ml ink cartridges contribute significantly to the Epson Stylus™ Pro GS6000's position as the ideal printer for high volume printing environments, which require minimal user intervention. Large print jobs can be undertaken without the need for constant changing of ink cartridges. When there is a need, though, the printer's Error Alert Lamp notifies operators, signalling a three-minute period during which a new cartridge can be hot-swapped. This feature eliminates the need to halt print and restart jobs when ink cartridge replacements are required.

Individual Heating System

In contrast to other solvent printers, the Epson Stylus Pro GS6000 does not require an expensive optional media drying system. Built in to the printer are three separate heaters, each of which can be controlled from the LCD panel's user interface. The heating system consists of:

Pre-heater: Located under the rear paper guide, this heater pre-heats the media before printing avoiding any sudden temperature change of the platen heater. This effectively reduces instances of paper wrinkling that might otherwise occur.

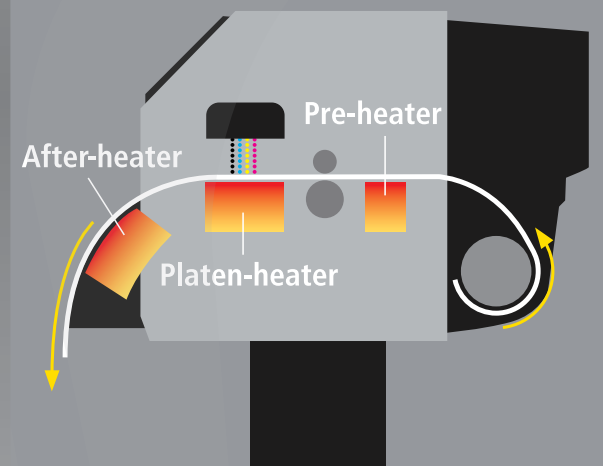
Platen heater: Located directly under the platen, the platen heater automatically warms the ink during the print process and thereby improves print quality and control over dot size on the media.

After heater: Located under the front paper guide, the after heater dries the ink on the media, ensuring the media can be handled almost immediately after it is ejected from the printer.

Versatile Media Handling

Epson appreciates that not all print jobs are the same and as a result, has incorporated powerful media handling functionality into the Epson Stylus Pro GS6000. Producing high quality output on virtually any solvent media type including both coated and uncoated is quick and easy.

The Epson Stylus Pro GS6000 has the ability to print on media thicknesses ranging from 0.3 up to 1.3mm, and the versatility to deliver output to suit virtually any sign and display requirement.





Ease of Use

In the sign and display markets where printer up-time is a major factor in meeting deadlines and achieving profitability, the **Epson Stylus™ Pro GS6000's** range of easy maintenance features is a major advantage. This advanced printer has been designed with automatic head cleaning functionality and easy access to user-level maintenance procedures that are essential in on demand, high volume markets where users can ill-afford the time to be constantly attending to printer maintenance.

Operator-Friendly

In keeping with Epson's commitment to providing high quality large format printers that fit easily and readily into any professional printing environment, the Epson Stylus Pro GS6000 has been designed to be extremely operator-friendly – at multiple levels.

One of the major problems that printing professionals have faced over the years has been the prevalent use of volatile organic compounds (VOCs) in inks that, if used in an unventilated environment, can lead to major irritations of the skin and eyes. The Epson UltraChrome™ GS Ink is virtually odourless and utilises significantly less harmful VOCs.

Importantly, it is a nickel compound-free ink. Nickel compounds are recognised worldwide as creating hazards to people and the environment. They are also known to be carcinogens.

As a result, there is no need for forced ventilation systems and operators can use the printer without fear of skin or eye irritation in a broader range of work environments.





Automatic Nozzle Cleaning

The Epson Stylus™ Pro GS6000 has an in-built automatic cleaning feature, which relates directly to improved reliability in the print environment, and can be set at the LCD control panel to commence at specific time frames. In order to conserve ink and thereby reduce operational costs, the automatic cleaning feature can be set at varying cleaning levels (very light, light, medium or heavy). Overall, it is a feature that contributes to consistently high levels of quality and less requirement for operator intervention.

Easy Maintenance Access

Unlike other solvent ink printers, the Epson Stylus Pro GS6000 provides easy access to both print head and cleaning bays. As a result, the time to perform such user-level maintenance has been greatly reduced and when combined with the advanced automatic nozzle cleaning feature, the frequency of performing such a task has been greatly minimised. When time is precious and maintenance is required, you can rely on the easy access provided by the Epson Stylus Pro GS6000 to have you meeting your deadlines.

LCD Control Panel

With a 2.5-inch LCD panel and intuitive user interface, the Epson Stylus Pro GS6000 affords quick and easy access to key maintenance and operating functions. Using the interface, operators can set and store up to 30 custom print jobs and paper settings, control and monitor the settings of the three individual heaters, and fine tune paper feed adjustments.

Error Alert Lamp

Situated prominently on the front of the printer is a large Error Alert Lamp, which flashes to attract operator attention when certain conditions are met including paper out, low ink levels and waste tank full. Due to the size and positioning of the lamp, it can be seen readily and easily from a distance, helping to maximise operational efficiency and overall throughput.

Affordable Printing

As the sign and display market becomes increasingly more competitive, a versatile 64-inch durable graphics printer that generates Epson quality output in combination with economical operation is essential. It's precisely this combination that the **Epson Stylus™ Pro GS6000** delivers.

Printing Onto Low Cost Solvent Media

Due to the unique characteristics of Epson UltraChrome™ GS solvent ink, the Epson Stylus Pro GS6000 can print onto virtually any coated or uncoated media, greatly reducing cost per square metre when compared with other more expensive media that is designed for use with aqueous ink sets.

The Epson Stylus Pro GS6000 is able to produce high quality prints on a wide variety of media, including adhesive vinyl, scrim banner, backlit film, canvas, polypropylene, PVC, photo and matte paper.

Reduced Setup Costs

As opposed to many other solvent printers that require add-on media heating units and dedicated air purifier/ventilation systems, the low VOC nature of Epson UltraChrome GS Ink and the three built-in heaters on the Epson Stylus Pro GS6000 translate to significantly reduced setup costs.

Automatic Take-Up Reel

Yet another key feature of the Epson Stylus Pro GS6000's large/unattended print job capabilities is a built-in automatic take-up reel. Using specially designed optical sensors, the take-up reel unit automatically detects when printed roll media is about to reach the floor. When this occurs the reel takes hold of the media, rolling it around the spindle to avoid folds and creases that can otherwise happen when printing banner or multiple un-cut images.



AFFORDABLE



Epson Stylus™ Pro GS6000

Specifications

EPSON
EXCEED YOUR VISION

EPSON ULTRACHROME
GS INK

10/08
ABN: 91 002 625 783

PRODUCT NAME	Epson Stylus Pro GS6000
PRODUCT CODE	GS6000
SIZE	64 inch wide
PRINT TECHNOLOGY	

Print Head Epson Dual Array MicroPiezo Print Head
 Nozzle Configuration 360 nozzles per colour
 Print Direction Bi-directional printing, uni-directional printing

PRINT RESOLUTION	
-------------------------	--

Maximum Resolution 1440dpi x 1440dpi with Epson Variable-sized Droplet Technology
 Minimum Ink Droplet Size 3.7pl

INK SYSTEM	
-------------------	--

Ink Type Epson Solvent Ink
 Ink Name Epson UltraChrome GS Ink
 Configuration 8-Colours (C, M, Y, LC, LM, K, O, G)
 Ink Capacity 950ml

PRINTER SPEED	
----------------------	--

Vinyl-High Quality Mode 5.8m²/h (1440 x 720dpi)
 Vinyl-Production Mode 9.2m²/h (540 x 720dpi)
 Banner-Production Mode 25.2m²/h (720 x 360dpi)

PRINTER DRIVER	Communication Driver Only
-----------------------	---------------------------

PAPER INPUT CAPABILITY	
-------------------------------	--


ROLL MEDIA Single roll: 1 roll < 170mm / Outside diameter
 Media width: 300mm-1626mm
 Maximum roll weight: 30kg
 Maximum Media thickness: 1.3mm

PAPER OUTPUT CAPABILITY	Automatic Take-up Reel System
--------------------------------	-------------------------------

MAXIMUM PAPER WIDTH	64"
----------------------------	-----

Printing Area (Width) 63.6"

DIMENSIONS



MAINTENANCE PARTS	
--------------------------	--

Maintenance Kit C12C890611
 Ink Cleaner C12C890621
 Cleaning Cartridge C13T623000
 Carrying Bar C12C890541

HEATING SYSTEM	
-----------------------	--

Heaters Three Individual Heat Control Systems
 Heater Locations Pre-Heater, Platen Heater, After -Heater
 Heater Settable Temperature 30°C-50°C (Pre-Heater, Platen Heater, After -Heater)

ROLL DIMENSIONS	Core diameter 2" or 3", Max. Outside Diameter Ø 150mm
------------------------	---

MEMORY	320MB
---------------	-------

LANGUAGES	ESC / P2 Raster
------------------	-----------------

INTERFACES (STANDARD)	
------------------------------	--

USB2.0 (Compatible with 1.1)
 Gigabit ethernet

VOLTAGE / CURRENT / FREQUENCY	AC 100-120V / 220-240V
--------------------------------------	------------------------

POWER CONSUMPTION	
--------------------------	--

Operating With Heater 680W
 Standby With Heater Off 40W (100-120V), 48W(220-240V)
 Sleep 24W

DIMENSIONS	
-------------------	--

2698 x 943 x 1267 (mm)

WEIGHT	Printer - 150kg Stand approx. - 33kg Take-up reel - 19kg
---------------	--

CONSUMABLES	
--------------------	--

Black Ink Cartridge C13T624100
 Cyan Ink Cartridge C13T624200
 Magenta Ink Cartridge C13T624300
 Yellow Ink Cartridge C13T624400
 Light Cyan Ink Cartridge C13T624500
 Light Magenta Ink Cartridge C13T624600
 Green Ink Cartridge C13T624700
 Orange Ink Cartridge C13T624800

WARRANTY	1 year onsite*
-----------------	----------------

LIGHTFASTNESS	See www.epson.com.au
----------------------	--

Epson Australia **1300 131 928**
 Epson New Zealand **0800 23 77 66**

www.epson.com.au

*Conditions apply.
 Please see www.epson.com.au for details